



TABLE OF CONTENTS

STAFF

Front Office Directory.....	6
Ray C. Davis.....	10
Board of Directors.....	10
Bob R. Simpson.....	11
Neil Leibman.....	11
Jon Daniels.....	12
Front Office Executives.....	13
Baseball Operations.....	18

COACHING STAFF

Chris Woodward.....	28
Tony Beasley.....	30
Callix Crabbe.....	31
Doug Mathis.....	32
Héctor Ortiz.....	33
Luis Ortiz.....	34
Corey Ragsdale.....	35
Julio Rangel.....	36
Don Wakamatsu.....	37
Brett Hayes/Alex Burg.....	36
Rangers Medical Staff.....	39
Baseball Support Staff.....	42

2020 TEXAS RANGERS

Kolby Allard.....	46
Cody Allen.....	48
Elvis Andrus.....	50
Sherthen Apostel.....	56
Jason Bahr.....	57
Joe Barlow.....	58
Greg Bird.....	59
Kyle Bird.....	61
Brock Burke.....	62
Willie Calhoun.....	64
Jesse Chavez.....	66
Robinson Chirinos.....	69
Shin-Soo Choo.....	73
Nick Ciuffo.....	78
Kyle Cody.....	80
Tim Dillard.....	81
Matt Duffy.....	83
Demarcus Evans.....	85
Luke Farrell.....	86
Tim Federowicz.....	88
Brian Flynn.....	90
Todd Frazier.....	92
Joey Gallo.....	96
Adolis García.....	100
Luis García.....	101
Ian Gibaut.....	103
Kyle Gibson.....	104
Nick Goody.....	107
Taylor Guerrieri.....	108
Ronald Guzmán.....	110
Taylor Hearn.....	112
Scott Heineman.....	113
Jimmy Herget.....	115
Jonathan Hernández.....	116
Wei-Chieh Huang.....	117
Sam Huff.....	118
Andy Ibañez.....	119
James Jones.....	120
Ariel Jurado.....	122
Isiah Kiner-Falefa.....	123
Corey Kluber.....	125
Derek Law.....	129
José Leclerc.....	131

Jordan Lyles.....	133
Lance Lynn.....	135
Brett Martin.....	138
Jeff Mathis.....	140
Yohander Méndez.....	143
Mike Minor.....	145
Rafael Montero.....	148
Juan Nicasio.....	150
Rougned Odor.....	152
Joe Palumbo.....	156
Tyler Phillips.....	158
Henry Ramos.....	159
Rob Refsnyder.....	160
Arturo Reyes.....	162
Yadiel Rivera.....	163
Joely Rodríguez.....	165
Danny Santana.....	167
Nick Solak.....	170
Blake Swihart.....	172
Leody Taveras.....	174
Anderson Tejeda.....	175
Sam Travis.....	176
Jose Trevino.....	178
Edinson Vólquez.....	180
Eli White.....	183
40-Man Roster.....	184
Non-Roster Invitees.....	186
Roster Breakdown.....	187
Acquisition History.....	188

2019 REVIEW

Season in Review.....	190
Team Statistics.....	195
Day-by-Day.....	196
Miscellaneous Statistics.....	198
Transactions.....	200
Fielding.....	202
Club Statistics.....	203
Spring Training Statistics.....	203

OPPONENTS

American League Clubs.....	206
National League Clubs.....	211
National League Series History.....	213
American League Series History.....	214
Career and 2019 Leaders.....	216

RECORDS

Rangers Retired Numbers / HOF.....	218
Miscellaneous Records.....	220
Team Records.....	224
Career Batting Leaders.....	230
Season Batting Leaders.....	231
Career Pitching Leaders.....	232
Season Pitching Leaders.....	233
Year-by-Year Team Batting.....	234
Year-by-Year Team Pitching.....	235
Year-by-Year Individual Batting.....	236
Year-by-Year Individual Pitching.....	238
Fielding Statistics.....	240
Triple Plays.....	242
Home Runs.....	243
Low-Hit Games.....	250
Last Time It Happened.....	251
Rangers Before Texas.....	252
Attendance Records.....	254
Key Dates.....	256
Awards.....	259

All-Star Game Appearances.....	261
Cycles.....	262
Rangers Notes.....	263
30-Run Game.....	265
All-Time Roster.....	266
Postseason History.....	277
Year-by-Year Postseason Recaps.....	278

SCOUTING & PLAYER DEVELOPMENT

2020 Affiliates and Staffs.....	296
Minor League Awards.....	297
2019 Organizational Leaders.....	297
Pro Scouting Staff.....	298
Pacific Rim Scouting Staff.....	299
Amateur Scouting Staff.....	300
International Scouting Staff.....	304
Roving Instructors.....	305
Performance Staff.....	307
Medical Staff.....	308
Strength/Nutrition/Peak Performance.....	309
Nashville Sounds.....	310
Frisco RoughRiders.....	313
Down East Wood Ducks.....	315
Hickory Crawdads.....	317
Spokane Indians.....	319
Arizona Rangers.....	321
Dominican Rangers.....	324
Draft History.....	328
2019 First-Year Player Draft.....	328
Minor League Lists.....	329
2020 Minor League Schedule.....	330
Minor League Player Bios.....	332

MEDIA

Media Information.....	384
Communications Staff.....	385
Television Announcer Bios.....	386
Television Hosts.....	386
Radio Announcer Bios.....	388
Radio Affiliates.....	389
Spanish Announcer Bios.....	390
DFW Media / BBWAA.....	391
Globe Life Field.....	392
Globe Life Park in Arlington.....	394
Arlington Stadium.....	396
Rangers in the Community.....	397
Spring Training.....	398
Surprise Stadium/Rangers Village.....	399
Globe Life Field Seating Map.....	400

CHARTS

Last Trade With Each Club.....	44
Organizational Birthdays.....	47
Pronunciation Guide.....	55
Rule 5 Draft History.....	63
Richard Durrett Award.....	65
Rangers Logos.....	77
Position Players to Pitch for Texas.....	79
Rainouts in Arlington.....	87
Suspended Games.....	127
Rangers Twitter Handles.....	130
Minor / Lynn 2019 Review.....	139
MLB Important Dates.....	157
Baseball America Top Prospects.....	311
Rules of Interest.....	382

2020 TEXAS RANGERS MEDIA GUIDE

The 2020 Texas Rangers Media Guide was produced by the club's communications department, John Blake, Rich Rice, Matt Mallian, and Tyler Strachan.

Special thanks to Alex Yocum-Beeman, Rob Wallower, Claire Girman, Kelly Gavin, and Ben Ludeman for graphics and photo assistance.

Thanks to Paul Kruger and baseball operations. Additional assistance by Spencer Krock. Information is current as of Feb. 13, 2020.


Photos by team photographer Kelly Gavin, Michael Gonzales, and Getty Images. Printed by J J J Properties, Inc., with assistance from representative Jim Hicks.

Statistics provided by Elias Sports Bureau, STATS LLC, baseball-reference.com, MLB, and SABR.

ON THE COVER: Globe Life Field opens in March 2020 as the new home of the Texas Rangers. It features a 5.5 acre retractable roof, which is the largest single-panel operable roof in the world. This rendering of the park was produced by HKS, which served as the design architect for Globe Life Field.

This guide is an official copyrighted publication; all rights reserved.

Any reproduction of the guide without written permission from the Texas Rangers is strictly prohibited.



OPENS IN 2020

The Texas Rangers are making the move to a beautiful new ballpark in 2020.

Globe Life Field, which was built as a public-private partnership between the City of Arlington and the Rangers, is not only the team's new home but also a multipurpose sports and entertainment venue that will include capabilities for hosting numerous local, regional, and national events.

The first event at Globe Life Field will feature Multiple Grammy, CMA and ACM Award-winner, Chris Stapleton performing in concert with special guests Willie Nelson & Family, Jamey Johnson and Yola on Saturday, March 14. The first baseball game will be a spring training contest between the Rangers and St. Louis Cardinals on Monday, March 23. The Rangers will host their first regular season game at Globe Life Field on Tuesday, March 31 against the Los Angeles Angels.

The official groundbreaking for Globe Life Field took place on September 28, 2017 with construction being completed in less than 30 months. The new 1.8 million square foot ballpark, which is located on 13 acres just south of Globe Life Park in Arlington, includes 5.5 acre one-piece retractable roof for climate control and shelter for fans during the hot summer months. Seating capacity is expected to be approximately 40,300 for Globe Life Field.

The new venue will complement and enhance the fabric of the Arlington Entertainment District, which includes Texas Live!, a development created by The Cordish Companies that opened in August 2018 and features outstanding dining and entertainment options and Live! by Loews - Arlington, TX, a hotel

and convention center which began operations in August 2019. Further development in the area is ongoing as Arlington is fast becoming one of the nation's top sports and entertainment destinations.

The project cost for Globe Life Field is approximately \$1.2 billion. The master agreement for this public-private partnership calls for a 50-50 split between the Texas Rangers and the City of Arlington, with the City's financial contribution capped at \$500 million. The Texas Rangers' original 30-year lease on the City-owned Globe Life Park in Arlington was set to end in 2024. With the new master agreement, the Rangers' partnership with Arlington extends until January 1, 2054.

The Rangers and the City of Arlington announced the master agreement for the ballpark partnership on May 20, 2016 with unanimous approval for the agreement coming from the Arlington City Council on May 24, 2016. Arlington's ballpark bonds to finance the project were approved by voters in a City referendum on November 8, 2016. The Rangers and Globe Life And Accident Insurance Company (Globe Life) announced an extension of their naming rights partnership that established Globe Life Field as the name for the new ballpark on August 24, 2017.

Nationally renowned sports and entertainment design firm HKS is the architect for Globe Life Field. HKS, which has its main headquarters in Dallas, served as architect-of-record on then The Ballpark in Arlington (now Globe Life Park in Arlington), which opened in 1994. Manhattan Construction Company is the project's General Contractor after previously serving in that role for The Ballpark in Arlington.

GLOBE LIFE FIELD TIMELINE

2017

SEPTEMBER 28, 2017
GROUNDBREAKING

"Today is a great day in the history of the Texas Rangers and the city of Arlington. It's a long time coming, but beginning next week, we are going to start excavating. And in 30 months, we are going to be playing baseball. We are going to hold our feet to the fire in making that happen."
- Ray Davis, Rangers co-owner



AUGUST 9, 2018
NORTH PLAZA OPENS IN CONJUNCTION WITH TEXAS LIVE!

SEPTEMBER 18, 2018
1 MILLION MAN HOURS CELEBRATED

"This is really a celebration of all the men and women that have spent literally nights, days, [and] weekends, literally have been away from their families and are committed to seeing this project be successful, and they've done it safely, which is what we're celebrating today."
- Jack Hill, Rangers Senior VP of Project Development

SEPTEMBER 2019
GLOBE LIFE FIELD 75% COMPLETED



DECEMBER 6, 2019
RETRACTABLE ROOF CLOSED FOR FIRST TIME



JANUARY 23, 2020
FIRST GLOBE LIFE FIELD SIGN COMPLETED



2018

FEBRUARY 1, 2018
MAJORITY OF EXCAVATION COMPLETED

FEBRUARY 27, 2018
FIRST CONCRETE COLUMN POURED

JUNE 15, 2018
FIRST STEEL BEAM INSTALLED



2019

JUNE 4, 2019
FIXED ROOF TRUSS WORK COMPLETED



OCTOBER 23, 2019
FIRST SEAT INSTALLED
"Normally construction seems to move so slowly that it seems like you can look at the same thing for a week and nothing happens. This project to me has been exactly the opposite of that."
- Rob Matwick, Rangers Executive VP of Business Development

NOVEMBER 18, 2019
TOPPING OUT

2020

JANUARY 2020
INSTALLATION BEGINS FOR PLAYING SURFACE




FEBRUARY 28, 2020
PLAYING FIELD COMPLETED

MARCH 14, 2020
FIRST EVENT (CHRIS STAPLETON CONCERT)

MARCH 31, 2020
OPENING DAY

Globe Life Field FACTS AND FIGURES


GENERAL



5,000 WORKERS
MORE THAN 5,000 PEOPLE
WILL WORK ON THE PROJECT
THROUGHOUT CONSTRUCTION



1.3 MILLION CUBIC YARDS
DIRT REMOVED FROM THE SITE
THROUGH EXCAVATION



**APPROX. 35,000 TONS
OF STEEL TOTAL**
16,000 BOWL/19,000 ROOF



40,300
CAPACITY
APPROXIMATE

\$1.2 BILLION
PROJECT COST



13 ACRES
SITE AREA
BALLPARK ONLY



9.28.17
GROUNDBREAKING



MARCH 2020
OPENING

ROOF



5.5 ACRES
SIZE OF ROOF (240,000 SQ. FT)

230 FT

THE HEIGHT OF THE ROOF
FROM FIELD LEVEL



33
TOTAL NUMBER OF
STEEL TRUSS SECTIONS



19,000 TONS
APPROXIMATE WEIGHT OF
STEEL USED FOR THE ROOF



42 IN
DIAMETER OF THE WHEELS FOR
THE RETRACTABLE ROOF
THERE WILL BE 120 WHEELS

2.4 MILLION LBS
WEIGHT OF ONE
RETRACTABLE ROOF STEEL TRUSS

12-15 MINUTES
TOTAL TIME FOR ROOF
TO OPEN/CLOSE

ETFE

ETHYLENE TETRAFLUOROETHYLENE

ETFE is a plastic polymer related to Teflon. It is highly transparent, very lightweight (compared to glass), and in modern architecture is used to replace glass walls or skylights in long-span conditions.

In Globe Life Field, ETFE will be utilized along concourses to allow natural light to filter throughout the building.



223
TOTAL NUMBER OF
ETFE CUSHIONS



120,900 SQ FT
TOTAL AREA
COVERED BY ETFE

16'x10' to 200'x10'
CUSHION SIZE VARIES THROUGHOUT THE ROOF



BIGGER AND BETTER

HOW GLOBE LIFE FIELD COMPARES TO GLOBE LIFE PARK

GLOBE LIFE PARK IN ARLINGTON	Globe Life Field	DIFFERENCE
1.4 MILLION SQUARE FEET	1.7 MILLION SQUARE FEET	+300,000 SQUARE FEET 21% MORE SPACE
49,000 SEATS	40,000 SEATS	-9,000 SEATS 21% FEWER SEATS
18 IN. MINIMUM SEAT WIDTH	20 IN. MINIMUM SEAT WIDTH	+2 IN. SEAT WIDTH 11% BIGGER
114 FT. FROM FIELD LEVEL TO TOP OF ROOF	230 FT. FROM FIELD LEVEL TO TOP OF ROOF	+116 FT. IN HEIGHT
785 FT. X 807 FT. (633,495 SQUARE FEET) LENGTH OF EACH EXTERIOR SIDE	785 FT. X 815 FT. (639,775 SQUARE FEET) LENGTH OF EACH EXTERIOR SIDE	+6,280 SQ. FT. LENGTH OF EACH EXTERIOR SIDE
5 BALLPARK SEATING LEVELS	7 BALLPARK SEATING LEVELS	+2 BALLPARK SEATING LEVELS
4 ENTRY POINTS	5 ENTRY POINTS	+1 ENTRY POINT
42 FT. X 120 FT. (5,040 SQUARE FEET) MAIN VIDEO BOARD SIZE	58 FT. X 150 FT. (8,700 SQUARE FEET) MAIN VIDEO BOARD SIZE	+3,660 SQ. FT. 72% LARGER MAIN VIDEO BOARD SIZE
34 FT. X 94 FT. (3,196 SQUARE FEET) SECONDARY VIDEO BOARD SIZE	40 FT. X 120 FT. (4,800 SQUARE FEET) SECONDARY VIDEO BOARD SIZE	+1,604 SQ. FT. 50% LARGER SECONDARY VIDEO BOARD SIZE
4 PREMIUM CLUBS	6 PREMIUM CLUBS	+2 PREMIUM CLUBS
33" TREAD WIDTH IN LOWER BOWL 32" TREAD WIDTH IN UPPER BOWL	34" TREAD WIDTH IN LOWER BOWL 33" TREAD WIDTH IN UPPER DECK	+1 INCH TREAD WIDTH

FRONT OFFICE DIRECTORY

FRONT OFFICE

RAY C. DAVIS
CO-CHAIRMAN & MANAGING PARTNER

BOB R. SIMPSON
CO-CHAIRMAN

NEIL LEIBMAN
CHIEF OPERATING OFFICER & CHAIRMAN,
OWNERSHIP COMMITTEE

OWNERSHIP

RDBI INVESTMENTS, LLC
BOW INVESTORS LLC
BRENT W. CLUM

HARDBALL EXPRESS LLC
KENNETH A. HERSH
ALLAN B. POLUNSKY
CHARLEY PRIDE

TEXAS SPORTS ACQUISITION GROUP LLC
JIM L. TURNER
VAUGHN O. VENNERBERG, II

BOARD OF DIRECTORS

RAY C. DAVIS, CO-CHAIRMAN
BOB R. SIMPSON, CO-CHAIRMAN
NEIL LEIBMAN
CHAIRMAN, OWNERSHIP COMMITTEE

BRENT W. CLUM
KENNETH L. HALL
KENNETH A. HERSH
KEITH A. HUTTON

THOMAS E. LAURIA
KIRK MCKINNON
GLENN PICQUET
DAVID SIMPSON

COACHES

PLAYERS

2019 REVIEW

OPPONENTS

RECORDS

DEVELOPMENT

MEDIA

FRONT OFFICE EXECUTIVES

President, Baseball Operations & General Manager.....	Jon Daniels
Executive Vice President, Chief Revenue & Marketing Officer.....	Joe Januszewski
Executive Vice President, Business Operations.....	Rob Matwick
Executive Vice President and Chief Financial Officer.....	Kellie Fischer
Executive Vice President, General Counsel.....	Katie Pothier
Executive Vice President, Communications.....	John Blake
Executive Vice President, Ballpark Entertainment & Production.....	Chuck Morgan
Executive Vice President, Sports & Entertainment.....	Sean Decker
Senior Vice President, Partnerships & Client Services.....	Jim Cochrane
Senior Vice President, Ticket Sales & Service.....	Paige Farragut
Senior Vice President, Finance.....	Starr Gulleddge
Senior Vice President, Venue Operations & Guest Experience.....	Mike Healy
Senior Vice President, Project Development.....	Jack Hill
Executive Assistant to Co-Chairman.....	Keli West
Executive Assistant to the General Manager.....	Joda Parent
Executive Assistant to Business Operations/Finance.....	Gabrielle Stokes
Assistant, Corporate Partnerships & Business Development.....	Jennifer Fazioli
Administrative Assistant, Ownership Support.....	Erika Atchison

BASEBALL OPERATIONS

Assistant General Managers.....	Josh Boyd, Mike Daly, Shiraz Rehman
Senior Director, Amateur Scouting.....	Kip Fagg
Senior Director, International & Professional Scouting.....	Ross Fenstermaker
Director, International Scouting.....	Rafic Saab
Senior Director, Medical Operations/Sports Science.....	Jamie Reed
Director, Minor League Operations.....	Paul Kruger
Director, Pitching Analysis.....	Todd Walther
Senior Director, Baseball Systems.....	Todd Slavinsky
Director, Baseball Analytics.....	Ryan Murray
Major League Director, Peak Performance.....	Josiah Igono
Director, Dominican Operations.....	Allen Rowin
Director, Performance.....	Napoleon Pichardo
Director, Travel.....	Josh Shelton
Assistant Director, Baseball Operations.....	Ben Baroody
Assistant Director, Baseball Systems.....	Ethan Faggett
Assistant Director, Amateur Scouting.....	Adam Lewkowicz
Assistant Director, Pro Scouting.....	Mike Parnell
Assistant Director, International Scouting.....	Hamilton Wise
Special Assistant to the General Manager.....	Michael Young
Special Assistant to the General Manager.....	Brandon McCarthy
Special Assistant to the General Manager.....	Darren Oliver
Special Assistant to the General Manager.....	Ivan Rodriguez
Special Assistant to the General Manager.....	Colby Lewis
Special Assistant, Baseball Operations.....	Steve Buechele
Manager, Sports Science.....	Vinesh Kanthan
Coordinator, Baseball Systems.....	Griffin Gowdey
Assistant, International Scouting.....	Jonny Clum
Assistant, Baseball Operations.....	Hailey Leviton

Assistant, Professional Scouting	Ronald Socash
Assistant, Pitching Research & Development	Cody Aden
Senior Developers, Baseball Systems	Bradley Ankrom, Kimberly Eskew
Developer, Baseball Systems	Aidan Cain
Analysts	Bobby Bandelow, Alexander Booth, Andrew Koo, Brett Mele Randall Puffer, R.J. Walsh
MiLB Analyst	Conner Gunn
Specialist, Pitching Sciences	Rich Birfer-Karlin
Major League Video Coordinator	Adam Brenner
Minor League Video Coordinator	Jesse Behr
Coordinator, Run Production	Alex Burg
Coordinator, Run Prevention	Brett Hayes
Equipment & Home Clubhouse Manager	Brandon Boyd
Assistant Clubhouse Manager	Dave Bales
Visiting Clubhouse Manager	Kelly Terrell
Clubhouse Attendants	Mason McKenna, Matt Onvani, Matt Waits, Parker Zavala
Team Physician	Dr. Keith Meister
Team Physician Internal Medicine	Dr. David Hunter
Assistant Team Physicians	Dr. Jesse Even, Dr. Tariq Hendawi, Dr. Shane Seroyer

BALLPARK ENTERTAINMENT/RANGERS PRODUCTIONS

Senior Director, Entertainment & Production	Chris DeRuyscher
Director, Event Productions	Mandy Lawson
Producer/Editor, Ballpark Entertainment	Hugo Carbajal
Manager, Promotions	Jaimie Hibbs
Production Engineer	Chuck Primrose
Coordinator, Mascot	J.P. Davis
Coordinator, Graphics	Colin Drake
Coordinator, Promotions	Zachary Geist
Coordinator, Production Editor	David Foster
Coordinator, Digital Media	Danielle Wilkerson
Production Editor	Amanda Kent

BUSINESS ANALYTICS

Director, Business Analytics	Katie Morgan
Manager, Business Analytics	Brennan DiChiara
Manager, Analytic Systems	Machelle Noel

COMMUNICATIONS & COMMUNITY RELATIONS

Vice President, Broadcasting & Communications	Angie Swint
Assistant Vice President, Player & Alumni Relations	Taunee Paur Taylor
Senior Director, Communications	Rich Rice
Director, Radio Operations & Network Management	Kaylan Eastepp
Director, Photography	Kelly Gavin
Manager, Communications	Madison Pelletier
Manager, Baseball Information	Matt Mallian
Coordinator, Media Services	Kate Munson
Coordinator, Player Relations	Ashley Quintilone
Coordinator, Communications	Tyler Strachan
Editor, Photography	Ben Ludeman
Television Announcers	Tom Grieve, Emily Jones, David Murphy, C.J. Nitkowski, Dave Raymond
Radio Announcers	Matt Hicks, Eric Nadel
Spanish Radio Announcer & Team Interpreter	Eleno Ornelas

COMMUNITY OUTREACH & FOUNDATION

Vice President, Community Outreach & Executive Director, Foundation	Karin Morris
Director, Youth Baseball & Academy Programs	Juan Leonel Garciga
Manager, Development	Justin Henry
Manager, Foundation & Community Outreach	Reynaldo Casas
Coordinator, Foundation	Bethany Holub
Coordinator, Youth Baseball Programs	Aylizha Lighthill
Coordinator, Youth Academy Programs	Jesse Malone
Coordinator, Youth Academy Baseball & Softball	Orlando Prescott

HUMAN RESOURCES/LEGAL

Vice President, Human Resources	Danita Maxwell
Senior Corporate Counsel	Erin Kearney
Corporate Counsel	Ilana Miller
Director, Human Resources	Mercedes Riley
Managers, Human Resources	Shannon Abbott, Terry Charleston, Eri Cuevas

Senior Paralegal.....	Joanna Landon
Administrative Assistant	Chandler Conley

FACILITIES/GUEST SERVICES

Assistant Vice President, Customer Service.....	Donnie Pordash
Senior Director, Maintenance & MEP Operations.....	Mike Call
Senior Director, Facility Operations	Duane Arber
Director, Major League Grounds.....	Dennis Klein
Director, Complex Grounds	Steve Ballard
Manager, Ballpark Operations & Guest Services	Josh King
Manager, Authentics.....	Dan Hanrahan
Manager, Facility Operations	Gabriel Saenz
Manager, Guest Services.....	Brendan Marsh
Coordinators, Major League Grounds.....	Andrew Powers, Devo Spencer
Facility Services and Maintenance Crew.....	Noel Aguilar, Martin Anderson,
.....	Moises Bocanegra, Barry Bransford, Dwayne Cockerham, Camerino Coreno,
.....	Craig Edington, Efrain Estrada, Adam Flores, Ricardo Flores, Maria Gomez,
.....	Wayne Hamblin, Randy Hatfield, Emmanuel Hernandez, Jose Mandujano,
.....	Salvador Mendoza, Jesus Perez, Leo Perez, Cisco Pontifex, Fred Pytel,
.....	Fidencio Rangel, Rosa Rojas, Maria Solis, Joe Tomme, Vidal Uribe
Major League Grounds Crew.....	Pat Hernandez
Complex Grounds Crew	Alberto Balderas, Andrew Granado, Sesareo Mendez,
.....	Rene Rincon, Hipolito Rojas, Juan Sanchez, Pedro Soto,
.....	Ryan Velasquez, Severiano Zavala

FINANCE AND ACCOUNTING

Assistant Controller	Jeffrey Senn
Senior Accountant	Kellie Alford
Senior Treasury Accountant	Shelley Bell
Payroll Manager	Donna Ebersole
A/P Manager.....	Paula Murphy
Staff Accountant.....	Quantez Thomas
A/P & Payroll.....	Heather Wiginton
Administrative Assistant, Accounting	Colleen Doyle

INFORMATION TECHNOLOGY

Vice President, Information Technology.....	Mike Bullock
Director, IT Operations & Application	Bill Edevane
Director, Infrastructure & Security	Chris Hedrick
Senior Desktop Engineer.....	Greg Garrison
Senior Engineer, Infrastructure & Security	Robert Wiggs
Database Administrator, IT Applications & Operations	Bravo Orewa
Analyst, IT Applications & Operations	Rebekah Skeete
Coordinators, IT Customer Service	Carolyn Atkins, Ty Williams
Coordinator, IT Relationship & Project Coordination	Stephanie Lance

MARKETING

Vice President, Marketing	Travis Dillon
Creative Director.....	Scott Biggers
Director, Marketing Operations	Milagros Pacheco
Manager, Graphic Design	Alex Yocum-Beeman
Manager, Creative Content	Tim Johnston
Manager, Social Media.....	Kyle Smith
Globe Life Field Project Manager.....	Kyle Bartlett
Graphic Designers	Crystal Lin, Colin Powers
Digital Graphic Designer	Rob Wallover
Coordinators, Marketing	Claire Girman, Sarah Hunter
Coordinator, Social Media	Ryan Cantrell
Coordinator, Social Media & Digital Host.....	Hannah Wing

PARKING AND SECURITY

Vice President, Security and Parking.....	Blake Miller
Assistant Vice President, Business Operations.....	Richard "Hoggy" Price
Senior Director, Parking & Security.....	Michael Smith
Director, Security, Special Projects & Events.....	John Marsh
Director, Parking, Security, & Badges	Dana Jons
Coordinators, Security	Gerritt Jones, Oliver Strickland
Coordinator, Parking.....	Cheryl Johnson
Supervisors, Security	Jeff Baggs, Joel Brown, Robert Lopez
Assistant Supervisors, Security.....	Danny Hill, William Philpot, Richard Roat
Security	Cain Anderson, Ronnie Atkins, Ray Brigance, Gail Esposito, Alejandro Graciano,

..... Ashton Hicks, Charles Hosey, Joseph Lombardi, Felix Lozada, James Makona,
 Mike McShea, J.J. Paredez, Carl Perkins, Lee Tackett, Ryan Velasquez
 Shipping/Receiving Attendant Ron DeSoto

PARTNERSHIPS

Directors, Corporate Partnerships..... Sean Ferretti, Devron Jeffers
 Director, Business Partnerships..... Chad Wynn
 Manager, Business Partnerships..... Brian Nephew
 Account Executives Brad Ballard, Jeff Brown, Tyler Stephan
 Coordinators, Client Services Stephanie Gaytan, Cristian Manzano, Erin McMurray, Steve Pitarra, Jordan Wellmann

PROJECT DEVELOPMENT

Project Accountant Kelley Walker

RANGERS EVENTS

Director, Sales Jarod Schrom
 Director, Event Operations Pedro Soto, Jr.
 Director, Tours & Experiences..... Lindsey Hopper
 Manager, Event Operations..... Chris Mosqueda
 Account Executives Crawford Jones, Michael Mitton, Chris Rodek
 Account Executives, Group Tour Sales..... Julia Dezenford, William Morris, Jr.
 Senior Coordinator, Event Services Michelle Goldman
 Event Service Coordinators..... Madison LeRoy, Taylor Unterbrink
 Event Programs Coordinator..... Casey Ferguson
 Tours Coordinator..... Michelle Robinson
 Conversion Coordinators..... Alonzo Santiago, Rodolfo Zuniga
 Administrative Assistant, Rangers Events Ashton Churchman

TICKET OPERATIONS

Director, Ticket Services..... Mike Lentz
 Manager, Ticket Operations Ben Rogers
 Manager, Ticket Administration Nick Svacek
 Coordinator, Ticket Sales..... Hayley Hooper
 Coordinator, Ticket Accounting Administration..... Ranae Lewis
 Coordinator, Group Ticket Sales..... Andrew Lewandowski
 Supervisor, Box Office..... Mike McGehee

TICKET SALES

Director, Season Tickets..... Dan Hessling
 Director, New Business Development Nick Richardson
 Director, Group Sales Jamie Roberts
 Director, Suites and Premium Services..... Delia Willms
 Manager, Nightly Suite Sales Catherine Wynn
 Manager, CRM & Analytics..... Colby Conner
 Coordinators, Premium Services Lindsay Ferrell, Nicole Hart, Alina Thai
 Senior Account Executives, Suite Sales Stephen Cothran, Ken Green, Kate Meyer, Russell Kerschen, Matt Walsh
 Senior Account Executives, Season Tickets Taylor Bergstrom, Ryan Moore
 Senior Account Executives, Group Sales Jeremy Christopher, Mike Segoviano
 Account Executives, Season Tickets..... Josh Chance, Michael Dailey, Nate Devlin, Dylan Gadberry,
 Jackson Paine, Kolby Snyder, Alexa Sowers, Ryan Teel, Erick Vega
 Account Executives, Group Sales..... Zak Ganter, Madeleine Hammond, Alex Parisi, Ryan Stiehler, Erick Vega
 New Business Development Representatives..... Emily Brannon, Jimmy Gallarda, Kyle Javin,
 Sierra Kile, Travis Kutzur, Chase Petersen, Oliver Smith,
 Emily Walker, Dean Woodward, Isiah Yates

FRONT OFFICE

COACHES

PLAYERS

2019 REVIEW

OPPONENTS

RECORDS

DEVELOPMENT

MEDIA



RAY C. DAVIS

• CO-CHAIRMAN AND MANAGING PARTNER •

Ray Davis is Chairman and Chief Executive Officer of Avatar Investments, L.P. ("Avatar"), a family-owned diversified investment company. Prior to Avatar, Mr. Davis spent over 30 years working and holding various leadership roles in the energy industry. In 1994, he co-founded Energy Transfer Partners (ETP), which was then taken public in 2004. He was Co-Chief Executive Officer and Co-Chairman of the Board of Directors until his retirement in 2007. He also served as Co-Chairman of the Board of Directors of Energy Transfer Equity (ETE) from the time of its initial offering until retirement.

Mr. Davis is currently a Principal Owner, the Managing Partner and Co-Chairman of the Board of Directors of the Texas Rangers. Since he became a Principal owner and Co-Chairman in August 2010, the Rangers have won four A.L. West Division titles and two A.L. pennants and advanced to postseason play five times.

Mr. Davis has presided over a period of unprecedented growth in the franchise from a business and community perspective. Globe Life Field, a 1.2 billion dollar facility with a retractable roof will open this March and will complement and enhance two other completed major development projects, Texas Live! and Live! by Loews-Arlington, TX. This past December, a planned \$810 million expansion was announced for the Arlington Entertainment District, which will add a best-in-class hotel brand, new convention center, corporate office headquarters, mixed-use residential building,

small business coworking and incubator space, and even more dining, retail, and entertainment options for residents and visitors alike in The American Dream City.

The expansion is a continuation of the strong public-private partnership between the City of Arlington, the Rangers, Loews Hotels & Co, and The Cordish Companies.

Under Mr. Davis' watch, the Rangers are aggressively promoting the game of baseball through the construction of Texas Rangers Youth Academy in West Dallas, and the Texas Rangers Baseball Foundation has completed a multi-million dollar endowment that will provide community programs and assistance for years to come. The Rangers have also made a major commitment in facilities for its player development program, completing construction on both a state-of-the-art baseball academy in Boca Chica, Dominican Republic and a baseball housing and meeting facility adjacent to the organization's Surprise, Arizona complex in the last 12 months.

Mr. Davis has been active in Major League Baseball during his tenure with the Rangers, serving on the MLB Executive, Labor, and Competition Owners Committees. Mr. Davis has offices in Dallas and at Globe Life Park in Arlington. He resides in North Texas with his wife, Linda, and has three adult children, who live in the Dallas/Fort Worth area. His interests include ranching, bird hunting and reading.

TEXAS RANGERS OWNERSHIP HISTORY

Rangers Baseball Express LLC completed its purchase of the Texas Rangers Baseball Club and related assets from Texas Rangers Baseball Partners on August 12, 2010. The group is the sixth owner in the history of the Texas Rangers. Ray C. Davis of Dallas and Bob R. Simpson of Fort Worth serve as co-chairmen of the Board of Directors for the investor group.

Rangers Baseball Express LLC submitted the high bid for the club in a United States Bankruptcy Court auction held on August 4-5, 2010 in Fort Worth, Texas. The new ownership group was approved in a unanimous vote of Major League Baseball owners at the MLB quarterly meeting on August 12, 2010 in Minneapolis, Minnesota.

PRINCIPAL OWNERS

Robert E. Short
Bradford G. Corbett
H.E. (Eddie) Chilies
George W. Bush/Edward W. Rose Partnership*
Thomas O. Hicks
Rangers Baseball Express Partnership

YEARS

Dec. 3, 1968-May 29, 1974
May 29, 1974-April 29, 1980
April 29, 1980-March 18, 1989
March 18, 1989-June 16, 1998
June 16, 1998-Aug. 12, 2010
Aug. 12, 2010-Present

*J. Thomas Schieffer succeeded Bush as a General Partner in November, 1994

BOARD OF DIRECTORS



BRENT W. CLUM



KENNETH L. HALL



KENNETH A. HERSH



KEITH A. HUTTON



THOMAS E. LAURIA



KIRK MCKINNON



GLENN PICQUET



DAVID SIMPSON



BOB R. SIMPSON

• C O - C H A I R M A N •

Bob Simpson is currently Chairman of MorningStar Partners, the manager of Cross Timbers Energy, LLC, a 50/50 joint venture between ExxonMobil and MorningStar Partners. Cross Timbers is focused on conventional oil and gas exploration and production onshore in America. Previously, Mr. Simpson was Chairman of the Board and Founder of XTO Energy Inc.

XTO began as Cross Timbers Oil Company in 1986 by Mr. Simpson and two partners after Southland Royalty Company was acquired through a hostile takeover. One of the first acquisitions made by the new company was a bronze by artist Jack Bryant purchased at a charity fundraiser. The statue, entitled "I'll Be Back", depicting a retreating cowboy shaking a defiant fist, seemed to sum up his corporate philosophy. Under Mr. Simpson's leadership, XTO became the largest producer of natural gas in America. In June of 2010, ExxonMobil acquired XTO Energy for \$41 billion.

Mr. Simpson and XTO Energy have received many honors and accolades for the success of the company. From 2005 through 2008, Mr. Simpson was named by Barron's in their "30 Most Respected

CEOs in the World". Oil and Gas Investor magazine named Mr. Simpson their "Executive of the Year" in 2006. Institutional Investor magazine named him their "Best CEO" among Oil and Gas Exploration and Production Companies in April 2009. He continues to be recognized for his contributions and leadership – in addition to the Cornerstone Award he has been honored by the National Historic Trust at their Restore America Gala for his contributions to historic preservation and Texas Wesleyan University has named him as their 2007 Executive Man of the Year for their Business Hall of Fame. He has also purchased the grand champion steer at the Fort Worth Stock Show and Rodeo, from 2005 - 2008, with the proceeds going to educational scholarships.

The Texas native, youngest of four brothers, grew up on a Cisco ranch and was salutatorian of his high school graduating class. He attended Baylor University on a bank scholarship where he earned a BBA degree in Accounting with honors and then an MBA. Mr. Simpson served in the Texas Army National Guard after graduation and then earned his CPA designation.



NEIL LEIBMAN

• C H A I R M A N , O W N E R S H I P C O M M I T T E E •
• C H I E F O P E R A T I N G O F F I C E R •

Neil Leibman, an original member of the ownership group that purchased the Rangers in August 2010, was appointed Chief Operating Officer in April 2018. Leibman, who serves on the team's Board of Directors and Chairman of the Texas Rangers Ownership Committee and Texas Rangers Baseball Foundation, oversees all of the club's revenue and business operations areas.

A long-time owner of several Minor League Baseball teams, Leibman played a major role in the Rangers' transfer and purchase of the Down East Wood Ducks of the Carolina League in August 2016 and the franchise's purchase of the South Atlantic League's Hickory Crawdads in October 2017. He serves as CEO of Kinston Baseball LLC and President of Hickory Baseball Inc. Neil also served as the CEO of Boise Baseball LLC, a single A Minor League Chicago Cub affiliate, and Co-Managing Partner Mobile Bay Bears Baseball LLC, a AA affiliate of the Arizona Diamondbacks.

Neil is currently CEO of Summer Energy Inc. (NASDAQ: SUME) a retail electricity provider serving the Texas residential and commercial markets. Prior to Summer Energy, Mr. Leibman was Chairman and

CEO of Aspen Pipeline LP I and II, a private equity firm (Energy Spectrum of Dallas) backed limited partnership, which owns and operates gas gathering systems, and transportation pipeline. In addition, Mr. Leibman was Former CEO of GEXA Corp., a Houston based retail electricity provider, which he founded and sold to FPL Group, Inc. (NYSE:FPL) in June of 2005. He then assisted in the transition as President of the combined entity. Prior to founding GEXA Corp., he practiced law in a partnership of Leibman & Oesch, LLP. Upon graduation from law school, Mr. Leibman started his career as an attorney for Exxon Company USA.

Mr. Leibman offices in both Houston and Dallas but resides in Houston with his wife Amy and their three children. He attended Emory University in Atlanta, Georgia where he received his BA and attended State University of New York School of Law and Business and simultaneously obtained a Law degree and Masters of Business Administration where he graduated with Honors. Mr. Leibman serves on numerous school boards and charitable organizations and is a member of Major League Baseball's Diversity and International Committees on an ownership level.



JON DANIELS

• PRESIDENT, BASEBALL OPERATIONS
& GENERAL MANAGER •

Jon Daniels was promoted to President, Baseball Operations & General Manager in March 2013. He became the eighth General Manager in Texas club history on October 4, 2005. His 14 full seasons at the helm are the most ever for a Rangers General Manager.

Under Daniels' leadership, the Rangers have advanced to the postseason five times in the last ten years, making him one of six current Major League President of Baseball Operations/GM's in that period with at least five playoff appearances: 7—Brian Cashman, New York Yankees; 7—Andrew Friedman, Tampa Bay (2) and Los Angeles Dodgers (5); 6—John Mozeliak, St. Louis; 5—Billy Beane, Oakland; 5—Mike Rizzo, Washington.

Daniels also has the most playoff appearances ever for a Texas General Manager (Doug Melvin-3). Texas has recorded consecutive A.L. West Division titles twice in Daniels' tenure (2010-11; 2015-16).

The Rangers have posted a 1164-1105 (.513) regular season record in Daniels' 14 seasons leading the club's baseball operation. Over the last 11 years (2009-19), Texas has the eighth highest winning percentage in the majors at .522 (930-853), winning at least 87 games seven times.

Under first-year manager Chris Woodward, the Rangers won 78 games in 2019, an improvement of 11 victories from 2018 that matched the third biggest increase in the Majors.

In 2016, the Rangers posted the best record in the American League at 95-67 while leading the A.L. West Division for the season's final 126 days. The previous year, the club rallied from a 9.0 game deficit on July 22 to clinch the A.L. West title on the final day of the regular season.

Texas went to the postseason in three consecutive years from 2010-12 after making just three total playoff appearances in the franchise's first 49 seasons. With consecutive World Series appearances in 2010-11, the Rangers join Blue Jays (1992-93), Yankees (1998-2001), and Royals (2014-15) as the only franchises to win back-to-back American League pennants in the last 25 years. Daniels joins Cashman (6), Friedman (2), the Royals Dayton Moore (2), and Mozeliak (2) as the only current General Managers to make more than one World Series appearance with his current team.

The Rangers accomplishments earned Daniels *Baseball America's* 2010 Major League Executive of the Year. He was also selected as the 2011 Major League Executive of the Year by the Boston chapter of the

Baseball Writers Association of America. In addition, the Rangers were selected as the 2012 Topps Organization of the Year that annually highlights the Major League team that has shown outstanding performance, depth, and talent throughout its major and minor league teams. It marked the first time the Washington/Texas franchise has ever been so honored in the 47-year history of the award.

Success at the minor league level has been a priority for Texas. In 2019, the eight Rangers' minor league affiliates combined for a .567 winning percentage, the highest figure among the 30 Major League organizations and the second-best in franchise history. Five of Texas' affiliates qualified for postseason play with the Rookie Arizona League Rangers capturing a championship.

During Daniels' tenure, the organization has stressed a "People First" mentality, prioritizing family, as well as personal development in addition to on-field production. Over the last two years, the organization focused significant time and energy in recruiting well-regarded executives, coaches, analysts and developers.

In addition, Texas has made a major commitment in its player development facilities, completing a new state-of-the-art Academy in Boca Chica, Dominican Republic and a baseball housing and meeting facility adjacent to the organization's Surprise, Arizona complex in the last 12 months.

Daniels joined the Texas organization in 2002 as a baseball operations assistant. He was promoted to Director of Baseball Operations in October 2003 and Assistant General Manager in July 2004. He spent the 2001 season working for the Colorado Rockies' Baseball Operations Department.

At the time of his appointment as Rangers' General Manager, Daniels was 28 years, 41 days old, the youngest general manager in Major League Baseball history.

A 1999 graduate of Cornell University in upstate New York, Jon earned his degree in applied economics and management. He is a native of New York City. He sits on the Board of Directors for the Do It For Durrett Foundation. Jon and his wife Robyn established an annual scholarship program for North Texas youth through the Texas Rangers Baseball Foundation. They also work with non-profit organizations GRACE and Alliance For Children.

Jon and Robyn were married in November 2003. The couple resides in Southlake with their three children.

TEXAS RANGERS GENERAL MANAGERS

GEN. MGR.	YEARS
Joe Burke	1972-September, 1973
Dan O'Brien	September, 1973-January, 1979
Eddie Robinson	September, 1976-June, 1982
Joe Klein	October, 1982-September, 1984

GEN. MGR.	YEARS
Tom Grieve	September, 1984-September, 1994
Doug Melvin	October 10, 1994-October 7, 2001
John Hart	November 1, 2001-October 3, 2005
Jon Daniels	Appointed October 4, 2005

BASEBALL AMERICA MAJOR LEAGUE EXECUTIVES OF THE YEAR

1998—Doug Melvin, TEX	2004—Terry Ryan, MIN	2010—Jon Daniels, TEX	2016—Chris Antonetti, CLE
1999—Jim Bowden, CIN	2005—Mark Shapiro, CLE	2011—Doug Melvin, MIL	2017—Brian Cashman, NYY
2000—Walt Jocketty, STL	2006—Dave Dombrowski, DET	2012—Brian Sabean, SF	2018—Dave Dombrowski, BOS
2001—Pat Gillick, SEA	2007—Jack Zduriencik, MIL	2013—Billy Beane, OAK	2019—Mike Rizzo, WAS
2002—Billy Beane, OAK	2008—Theo Epstein, BOS	2014—Dan Duquette, BAL	
2003—Brian Sabean, SF	2009—Dan O'Dowd, COL	2015—Sandy Alderson, NYM	



JOE JANUSZEWSKI

• EXECUTIVE V.P., CHIEF REVENUE AND MARKETING OFFICER •

Joe Januszewski is entering his 22nd season in Major League Baseball and tenth since joining the Rangers as Executive Vice President in January 2011. Over the past two decades, he has held a variety of business roles for three major league teams, including the Rangers, Boston Red Sox and San Diego Padres. He is currently responsible for oversight of all team revenue streams, including ticketing, corporate partnerships and media sales. Januszewski also leads the club's marketing, promotions, in-game entertainment, productions, ticket operations and business analytics departments.

Joe has been involved in the design of the Rangers new \$1.2 billion retractable roof ballpark that broke ground in Arlington in September of 2017, and opens this season. His focus is the look and programming of the new premium areas, diversity of ticketing options and the fan experience. He led the team's efforts to secure a naming rights partner for both the current and new Rangers ballparks, resulting in deals for Globe Life Park in Arlington and the new Globe Life Field. Texas Live!, a partnership with the Cordish Group, opened in August of 2018, and the Live! by Loews hotel opened in August of 2019. Joe has oversight of all ticket and sponsorship sales at the new ballpark and entertainment district.

With the opening of Globe Life Field, the Rangers are moving into a venue that will provide significantly more premium, club and fan offerings. The variety of options, amenities, and price points are a key focus as the team moves into not just a new ballpark, but new era in Rangers baseball. Digital ticketing, enhanced food and beverage choices, clearer wayfinding, in-seat ordering, easier ingress/egress and best in class hospitality are the mission of the team moving into 2020.

Januszewski has re-organized and brought together various departments to form a dedicated Business Analytics team. With the growing importance of data driven solutions to business challenges, this department is charged with designing better ways to innovate and deliver solutions to both Rangers fans and employees. Joe has expanded the club's digital ticketing initiatives, as well as adding more mobile technology-based enhancements to the fan experience, in concert with Major League Baseball. He also launched Rangers Destinations, a travel program that has brought fans on the road to many MLB cities over the past several years.

In 2016, the Rangers purchased a High-A Minor League franchise. Joe served as the inaugural President of the Down East Wood Ducks, overseeing the build-out of the new team, including the hiring of all staff, operations, sales, brand and design creation, concessions and merchandise. The "Woodies" concluded their inaugural season of play in Kinston, North Carolina, as 2017 Co-Champions of the Carolina League.

In Joe's tenure in Boston, the Red Sox corporate sales department grew revenues 300% and saw the number of sponsors increase 100% to over 100 corporate clients. As Senior Vice President, Joe also oversaw Fenway Enterprises, which sells and operates non-baseball events at Fenway Park, as well as the operation of the team's year-round tour and mascot programs. Januszewski built and guided the club's membership programs, which include Red Sox Nation and Kid Nation. In 2004, Joe launched Red Sox Kid Nation, the first kids club in team history, helping it to become the largest youth membership club in MLB at the time.

In 2010, Januszewski was part of the business team that led the successful acquisition of Liverpool Football Club for Fenway Sports Group. He also worked with Fenway Sports Management since its creation in 2004, serving as Senior Vice President, selling local, national and international properties for the sales agency. Before Boston, he worked for three years with the San Diego Padres as Manager, Corporate Development. He started his professional sports career in his home state with the Rangers, working in the corporate sales department in 1999. Prior to that, he worked in the film industry in production for 10 years.

The University of Texas at Austin graduate has a bachelor's degree in Radio-TV-Film and a Masters of Education specializing in sports management. He serves on the Advisory Board of the College of Education at UT-Austin, is a Director of Bantu Rovers, a professional soccer club in Zimbabwe, and is on the Ambassadors Council of Grassroot Soccer, an international non-profit focused on eradicating HIV/AIDS in Africa.

Joe and his wife Ashley live in Dallas with their children, Bear (13), Fleet (11), August (10), Winnie Penny (6) and Oliver (4).



ROB MATWICK

• EXECUTIVE VICE PRESIDENT, BUSINESS OPERATIONS •

Rob Matwick has been part of the Rangers organization since June 2008 when he joined the team as Executive Vice President, Ballpark Operations. In 2014, he was promoted to his current role as Executive Vice President, Business Operations.

Matwick has been the organization's primary liaison with the City of Arlington on the construction of Globe Life Field. He worked on the club's negotiation of a Master Agreement announced in May of 2016, which authorized the City to call a bond election in November of that year. In advance of the election, Rob worked on the "Vote Yes!" campaign, which resulted in Arlington residents approving the ballot language by a 60-40 margin. The citizen approval allowed the Rangers and City to move forward on the ballpark project, and to extend the lease agreement between the partners until January 1, 2054.

Beginning in 2014, Matwick led the team in discussions with The Cordish Companies, a world class development firm based in Baltimore, which is widely considered the country's leading developer of mixed use/entertainment developments. By the close of 2015, the Rangers, Cordish Companies and City of Arlington reached agreement on a \$250 million dollar public-private partnership which led to the successful opening of Texas Live! in August of 2018, and the Live! by Loews Hotel in August of 2019. Most recently, Rob worked with the City and the Greater Arlington Chamber of Commerce on the successful campaign which will bring the National Medal of Honor Museum to the Entertainment District in 2024.

Matwick serves on the Advisory Board for the Texas Rangers Foundation, the Board of Directors for the Arlington Convention and Visitors Bureau, and the Arlington Entertainment Area Management District. He is also an active member of the International Association of Venue Managers (IAVM) and the Stadium Manager's Association (SMA).

Rob is in his 35th season in major league baseball. Prior to returning to the state of Texas, he was named Vice President of Communications for the Detroit Tigers in January of 2007. The following year, he added oversight of the ticket sales department for the Tigers and oversaw both areas until joining the Rangers in June 2008.

Previously, Matwick spent more than 21 years with the Houston Astros, where he worked in the roles of Director of Media Relations (1985-99), VP of Operations and Communications (1999-2000), and Senior VP of Ballpark Operations and Customer Service (2001-06). He was instrumental in many aspects of the construction of Minute Maid Park and oversaw all aspects of ballpark operations after the facility opened in 2000.

Matwick was recognized by Major League Baseball with the Robert O. Fishel Award for Public Relations Excellence in 2001, was inducted into the Texas Baseball Hall of Fame in 2005, and in 2012 was named MLB Professional of the Year by the National Center for Spectator Sports Safety and Security.

Prior to beginning his baseball career, Rob served as Sports Information Director at Wichita State University and worked in the sports information department at the University of South Carolina. He was also a sportswriter for the Aiken (SC) Standard.

A native of McKeesport, PA, he earned a bachelor of arts degree in English from the University of South Carolina at Aiken, where he was also senior captain of the men's basketball team. He earned his master of mass communication degree from the University of South Carolina in Columbia. Rob and his wife Kelly have a daughter, Mackenzie, and reside in Southlake.



KELLIE FISCHER

• EXECUTIVE VICE PRESIDENT, CHIEF FINANCIAL OFFICER •

Kellie Fischer was appointed Chief Financial Officer of the Texas Rangers in March of 2005. She oversees all financial matters and purchasing for the Texas Rangers and serves on the Board of Directors for the Texas Rangers Baseball Foundation. Kellie joined the Rangers in 1999 and has served in many roles for the Rangers former parent company, Southwest Sports Group, and the Dallas Stars.

Over the past two years, Fischer has been a key player in a number of the Rangers' growth initiatives. In addition to aiding the development of an Urban Youth Academy in West Dallas, Fischer was instrumental in the development and construction of the Rangers new Dominican Republic baseball academy, which opened in November 2019. She served a principal role in facilitating the joint venture between the Rangers, The Cordish Companies, and City of Arlington on the \$250 million public-private partnership which led to the successful opening of Texas Live! in August 2018 and the \$150 million joint venture between the Rangers, Loews Hotels & Co, and The Cordish Companies on Live! by Loews – Arlington, TX, which opened in August 2019. Kellie also has been among the organization's leaders who brought life to the development and construction of the team's new Globe Life Field, which is set to open in March of this year.

Prior to joining the Rangers, Kellie spent four years at PricewaterhouseCoopers LLP in the audit division of the Dallas office. She earned her B.A. in accounting from Baylor University in 1995 and is a Texas CPA. Kellie is a member of The Dallas Assembly, International Women's Forum, an alumna of Leadership Dallas and the WISE Executive Leadership Institute, a prestigious program offered in partnership with Tuck Executive Education at Dartmouth.

Kellie's commitment to the community extends beyond the doors of the Texas Rangers. She serves on the Board of Directors and the Executive Committee for the Arlington Chamber of Commerce. Kellie also serves on the Finance Committee for the Arlington Chamber of Commerce and the Susan G. Komen Race for the Cure.

She was named the 2010 Chief Financial Officer of the Year for private mid-size companies by the Dallas Business Journal, the 2012 Chief Financial Officer Game Changer of the Year by the Fort Worth Business Press, the recipient of the 2013 Herbert H. Reynolds Outstanding Young Alumni Award of the Baylor University Alumni Association, one of the Dallas 500 Business Leaders by D Magazine in 2015, and the recipient of the 2020 Baylor University Alumni of the Year Award.

Kellie and her husband, Scott, reside in Dallas.



JOHN BLAKE

• EXECUTIVE VICE PRESIDENT, COMMUNICATIONS •

John Blake was appointed Executive Vice President, Communications in November 2008 and oversees all of the club's communications efforts, including the areas of media and player relations, broadcasting, alumni initiatives, photography, archives, and publications.

Blake, who returned to the Rangers where he previously spent 20 years from 1984-2004, served as Vice President, Media Relations for the Boston Red Sox from 2006-08.

Now in his 42nd year in professional baseball, John served as Media Relations Director, Vice President of Public Relations, and Senior Vice President of Communications in his first two decades with the Rangers organization. During his tenure in Texas, he also has had communications responsibilities for Southwest Sports Group from 1999-2004 and the National Hockey League's Dallas Stars from 1999-2002.

Blake was with the Baltimore Orioles from 1979-1984 as Assistant Public Relations Director and Media Information Director. He also served as Sports Information Director at Georgetown University from 1977-79 and was a radio broadcaster for the Hoyas' nationally-ranked men's basketball team before going to Texas.

Blake has also held positions as Chief Operating Officer of the Northern Baseball League, Commissioner and Chief Operating Officer of the Texas Collegiate Baseball League, and Vice President of Communications for Ryan-Sanders Baseball. He was the Director of Information for the inaugural World Baseball Classic in 2006.

He was the recipient of the 1993 Robert O. Fishel Award from Major League Baseball for public relations excellence and the 2004 Harold McKinney Good Guy Award from the Dallas-Fort Worth BBWAA chapter. Blake was elected to the Texas Baseball Hall of Fame in 1995. He serves on the Advisory Board for the Texas Rangers Baseball Foundation.

A 1977 graduate of Georgetown, John and his wife Harriet have two children, Christopher (30) and Rebecca Montgomery (28) and live in Grapevine.



KATIE POTHIER

• EXECUTIVE VICE PRESIDENT, GENERAL COUNSEL •

Katherine (Katie) Pothier joined the Rangers organization as Executive Vice President and General Counsel in September 2016 and directly oversees all legal, human resources, and risk management functions for the team. She also has extensive interaction with the Rangers' baseball, finance, business operations, minor league affiliates, real estate development and the Texas Rangers Baseball Foundation.

Pothier has over 25 years of legal experience, of which over a decade has been spent working in professional baseball. She previously served as Executive Vice President and General Counsel for the San Diego Padres from 2002-2010. During her tenure as an Executive with the Padres, she played an important part of team's completion of construction and opening of its ballpark, PETCO Park, in 2004. Later in her tenure, she transitioned and positioned the Padres in its sale to a new ownership group. Her oversight at the Padres included advising the club in business operations, labor and employment, human resources, litigation, government affairs, corporate governance, baseball and international operations. Additionally, Pothier had the unique opportunity to represent at hearing the team during salary arbitration.

Pothier brings her experience to Texas where she serves as a key advisor on all aspects of the team's transition to its new home at Globe Life Field as well as the repurposing of Globe Life Park. Additionally, Pothier serves as an advisor to the team on its development projects, including Texas Live! and Live! by Loews. Pothier also advises ownership on all corporate governance matters, joint ventures, real estate development, acquisitions, organizational structuring, strategic planning, international affairs and litigation.

Pothier also serves on Major League Baseball's Diversity Pipeline Program Committee, an initiative focused on improving the recruitment and development of diverse and female employees for leadership roles in the baseball operations and the front offices of MLB's Clubs.

Pothier's wide-ranging work for the team was recognized in 2019 when Pothier was selected by D Magazine as one of the "Dallas 500" - the 500 most influential business leaders in North Texas. That same year, Pothier was also selected by D Magazine as Corporate Counsel of the Year.

Pothier is committed to her community, serving as a Board Member for the Texas Rangers Baseball Foundation and having served previously as a Board Chair and Board Member and volunteer for the Make-A-Wish Foundation for more than ten years.

Before coming to Texas, Pothier spent six years as a Partner with Wilson Turner Kosmo LLP in San Diego. Prior to joining the Padres, she worked in private practice specializing in civil litigation and white collar criminal litigation for more than ten years.

Katie is a native of New Jersey and earned both a B.A. in History and her J.D. from Rutgers University.

Katie and her husband Mark, have two children, Abigail (17) and Mark Jr. (13). The family resides in Southlake with their beloved dog Melody.

CHUCK MORGAN

• EXECUTIVE V.P., BALLPARK ENTERTAINMENT, PROMOTIONS AND PRODUCTION •



One of the most recognizable public address voices in the game, Chuck Morgan is in his 42nd year in professional baseball. The longtime Rangers employee serves as the club's public address announcer and oversees all scoreboard and video production for all Rangers home games. In addition, Morgan also is responsible for the Rangers promotional schedule each year. He has been with the Rangers for 37 of the last 38 seasons beginning with the 1983 campaign.

Morgan has announced the starting lineups for 2,972 consecutive Major League Baseball games. He has not missed a home game in Texas or Kansas City since he started in Major League Baseball 38 years ago.

With the Rangers, Morgan has been responsible for the creation of the Texas Rangers Baseball Hall of Fame, the Texas Rangers Fan Fest, and the Rangers' mascot. He is credited with the creation of the "Dot Race" and the Texas Legends Dash at Rangers home games. He was coordinator for All-Star Workout Day and Home Run Derby for Major League Baseball's 1995 All-Star Game.

In addition to his tenure with the Rangers, Morgan has also worked for the Kansas City Royals (2002) and Nashville Sounds (1978-1980). For six years, he was the public address announcer on Major League Baseball video games for X-Box, PlayStation and Nintendo.

While in Nashville, he was an announcer at WSM's Grand Ole Opry, hosted several nationally syndicated radio and television shows, and made several "cornfield" appearances on Hee Haw. Morgan developed his trademark down home interviewing style at WSM. He has done hours of interviews with country stars such as Willie Nelson, Waylon Jennings, Barbara Mandrell, Charley Pride, Marty Robbins and many others.

In 1982, he was named the Country Music Association's Major Market Disc Jockey of the Year. In 2001 and 2003, he was named by *The Sporting News* as the best public address announcer in Major League Baseball. Morgan was inducted into the Information Display and Entertainment Association Hall of Fame in 2017. The IDEA Hall of Fame honors innovators in event presentation.

Chuck and his wife, Starr, reside in Fort Worth and share three sons, Kelley, Rhett and Clay, a daughter, Amanda and 5 grandsons.

SEAN DECKER

• EXECUTIVE VICE PRESIDENT, SPORTS & ENTERTAINMENT •



Sean Decker was promoted to Executive Vice President, Sports & Entertainment in January 2020 after serving as a Senior Vice President, Operations & Events since June 2017.

Decker is responsible for the expansion and growth of the organization's Rangers Events Division. Additionally he leads the team's Retail and Authentic Department and is responsible for the oversight of the two Minor League teams owned by the Rangers.

Previously, Decker spent four years as the Rangers Vice President, Ballpark Operations. He joined the club in 2010 and has served in several roles including Sr. Account Executive, Suite Sales and Director of Sales and Assistant Vice President of Rangers Enterprises.

Decker began his career in professional baseball as Operations Assistant with the Pacific Coast League's Colorado Springs Sky Sox in 2008 and also worked as Assistant Director of Baseball Operations for MLB's Arizona Fall League and as Corporate Marketing Manager for the Texas League's Frisco RoughRiders before joining the Rangers.

Decker currently serves on the board for both the Arlington and Dallas Sports Commission.

A native of Grapevine, Texas he earned a Bachelor of Science degree in Exercise and Sports Studies from Tarleton State University. Sean and his wife Renni have a son, Rhett, and reside in Colleyville.

JIM COCHRANE SENIOR V.P., PARTNERSHIPS AND CLIENT SERVICES



Jim Cochrane was promoted to Senior Vice President, Partnerships and Client Services in June 2014.

Cochrane, who is in his 23rd year with the Rangers organization, manages a sales and service team that builds revenue through strategic partnerships with local, national and international corporations at Globe Life Field and Texas Live!.

Cochrane spent the previous seven years as Vice President of Partnerships and Client Services. He played a key role in the negotiation of the ballpark naming rights agreement with Globe Life and Accident Insurance Company, which was announced in February 2014. He was also instrumental as part of the team that negotiated the extension of the naming rights agreement with Globe Life for the new Globe Life Field.

A native of Bedford, TX, he began his career with the Rangers as an intern in 1997 and has also sold partnerships and media for the Dallas Stars Hockey Club (2000-2003, 2007-2009), Hicks Sports Group (2007-2009), Cedar Park Center (2007-2009) and Mesquite Championship Rodeo (2000-2003, 2007-2009).

The University of Oklahoma graduate has a Bachelor of Arts degree in Journalism and serves as an advisor to the Sports Management program at OU and sits on the Board of the North Texas Chapter of the Positive Coaching Alliance.

He and his wife Mendi live in Fort Worth and have two daughters, Abby (19) and Jenna (14).



PAIGE FARRAGUT SENIOR V.P., TICKET SALES AND SERVICES

Paige Farragut was promoted to Senior Vice President, Ticket Sales and Service in November 2013. She is responsible for revenue generation through the sale of season, group, and individual tickets as well as long-term and nightly suite leases at Rangers Ballpark in Arlington. The Rangers have established franchise records for season attendance and ticket revenue under her leadership, which includes the management of 35 sales professionals.

Paige was appointed as Vice President, Ticket Sales and Services in 2011 after previously overseeing Suite Sales and Services for the club. She began her career as an Account Executive for the Dallas Stars in 1996 and joined the Rangers' ticket and suite sales operation in 1999.

Paige is active in a number of industry and community organizations. She currently serves on the National Sports Forum board. Paige also serves on the Operations Committee of the Texas Rangers Season Ticket Holder Advisory Board, the Board of Directors for Incarnation House, the Advisory Council for Texas Health Leadership Council and the Board of Directors for Baylor S3. Paige is a member of the Executive Women's Roundtable and an alumna of Leadership Dallas. She has also served as the President of the Parent Teacher Fellowship/ TAC Committee and on the Board of Directors for Wesley Prep where her children have attended.

Paige is a graduate of Texas State University where she earned a Bachelor of Fine Arts in Communication.



STARR GULLEDGE SENIOR V.P., FINANCE

Starr Gulleddge was promoted to Sr. Vice President, Finance in January 2020. She is in her 23rd season in the Texas Rangers Finance and Accounting Department after joining the organization in June 1997. She currently manages a staff of 9 and is involved with all accounting and finance operations for the Texas Rangers, including the construction of Globe Life Field, the Rangers Dominican Academy, the Spring Training complex in Surprise, Arizona and Rangers' minor league affiliates in Kinston and Hickory, North Carolina.

Starr brings over 35 years of experience in the accounting industry to her role. Prior to joining the Rangers, she spent 13 years as Office and Accounting Manager for the civil engineering firm, Turner, Collie and Braden Inc. in Dallas. In addition to her duties with the Texas Rangers, she was the assistant controller for the Dallas Stars from 1999-2004.

The New Orleans native graduated from Irving High School in Irving, Texas. She received a Bachelor of Accounting degree from the University of Texas-Arlington.

Starr and her husband Chuck, reside in Fort Worth and share 3 sons, Kelley, Rhett and Clay, a daughter, Amanda and 5 grandsons.



MIKE HEALY SENIOR V.P., VENUE OPERATIONS & GUEST EXPERIENCE

Mike Healy joined the Texas Rangers as Vice President, Ballpark Operations & Guest Services in January 2019 and was promoted to Sr. Vice President, Venue Operations and Guest Experience in January 2020. He oversees the management of facilities, guest services, security, grounds, and parking operations for both the new Globe Life Field and the reconfigured Globe Life Park in Arlington, which becomes a multi-purpose venue in 2020.

Healy joined the Texas organization after 13 years as Vice President, Park Operations for the Detroit Tigers and Comerica Park. Prior to joining the Tigers, he served as the Vice President of Civic Relations and Event Logistics for Olympia Entertainment after spending the previous eight years in various roles as part of Ilitch Holdings.

He was appointed as the Tigers 2005 All-Star Week Liaison with Major League Baseball in July 2004, leading the club's efforts in the preparation and execution of events during Major League Baseball's All-Star Week at Comerica Park in July 2005. Mike has assisted MLB special events during the All-Star Red Carpet Show each year since that time, most recently in Cleveland in 2019 after helping develop the program in Detroit prior to the 2005 MLB All-Star Game.

Mike is a graduate of Michigan State University with a bachelor of arts in communications with an emphasis in business. He and his wife, Deb have a son, Preston and reside in Arlington.



JACK HILL SENIOR V.P., PROJECT DEVELOPMENT

Veteran sports facility management and construction development executive Jack Hill rejoined the Texas Rangers as Senior Vice President, Project Development in November 2016. Hill, who was instrumental in the construction of then The Ballpark in Arlington (now Globe Life Park in Arlington) in the early 1990's, oversees the construction management and development of the new Globe Life Field, which opens in March 2020.

Hill, who also managed the construction of American Airlines Center in Dallas and AT&T Stadium in Arlington locally, also worked with The Cordish Companies on the Texas Live! development and is involved in other Rangers' projects, including the repurposing of Globe Life Park in Arlington.

Hill originally joined the Rangers' organization in August 1991 as Vice President, Ballpark Development and served as the principal development manager for a 191 million dollar project, which included The Ballpark in Arlington, a 140,000 square foot office, building, and a youth sports park. The project was completed on time and on budget when it opened in April 1994.

From 1995-98, Hill was the Vice President of Development for Hammes Development Corporation and was centrally involved in the planning of Miller Park in Milwaukee. He was the principal manager for Hillwood Development while managing the construction project for American Airlines Center from 1998-2002. Hill then spent three years as Associate Superintendent of Construction for the Dallas Independent School District.

In 2005, Hill joined Blue Star Development and the Dallas Cowboys and spent the next five years overseeing the construction and development of Cowboys Stadium. Once the 1.2 billion dollar multi-purpose facility opened in 2009, he oversaw all operations of the building for its first three years.

More recently, Hill was Project Executive for the San Francisco 49ers new stadium in Santa Clara, California. Levi's Stadium, a 1.3 billion dollar sports and entertainment facility, opened in July 2014 and served as the site of Super Bowl 50 in February 2016.

Overall, Hill has spent over 35 years in the construction and development industry and is a graduate of Texas A&M University. Jack lives in Dallas with his wife Amy and their 16-year-old twins Gracie and Jake.



JOSH BOYD

ASST. GENERAL MANAGER

Josh Boyd enters his 13th season with Texas, his fourth year in an Assistant General Manager role after being promoted on November 21, 2016. He is responsible for overseeing all phases of the professional scouting, Pacific Rim scouting operations and the R&D department. He is also instrumental in all hiring and staff development throughout the Rangers Baseball Operations department.

Prior to his current role, Boyd spent two years as Senior Director of Player Personnel after serving as Director of Pro Scouting from 2009-14. He joined the Rangers in 2008 as Assistant Director of Pro Scouting.

In his current role, Josh advises Jon Daniels on all professional acquisitions via trade & free agency. He led the scouting staff responsible for signing Colby Lewis, Yu Darvish, Tony Barnette, Chris Martin and Joely Rodriguez out of the Japanese Nippon Professional Baseball League, and spearheaded the Rangers partnership with the Hokkaido Nippon Ham Fighters beginning in January, 2018.

Prior to joining the Rangers, Boyd covered four drafts as an area scout for the San Diego Padres. In 2004, he covered the Mid-Atlantic region for the Padres before spending three years covering the Northwest territory while based in Puyallup, Wash. Between 2001-2004, he lived in Durham, NC covering minor league prospects and the draft as a national writer for *Baseball America*. Additionally, he covered baseball for the Orange Coast College school paper prior to landing his first professional writing opportunities for STATS, Inc in 1996 and MLB.com in 1999.

Boyd, 48, was raised in Vancouver, Wash., and Irvine, Calif. He and his wife Michelle reside in Colleyville, TX with their son, Jackson (13) and a daughter, Ellie (11).



MIKE DALY

ASST. GENERAL MANAGER

Mike Daly is in his fourth season as assistant general manager after being promoted to the position on November 21, 2016. Daly, who will be in his 14th year overall with the organization, oversees the minor league and player development department. Daly previously worked in international scouting and served as one of baseball operations' primary liaisons in both the development of the Rangers' new ballpark, Globe Life Field, and the Club's new Dominican Republic academy. During his first two years in his post as assistant general manager, he was influential in all player personnel decisions, while overseeing Major League operations, including assisting in contract negotiations and staffing.

Between 2014-2016, Daly was the Senior Director, Player Development and in his 14 years with the Rangers, he has also been involved in every department within baseball operations including amateur, international, and professional scouting roles. As Director of International Scouting from 2010-13, he was responsible for leading the player procurement process throughout Latin America as well as overseeing the operations of the club's academy in Boca Chica, Dominican Republic. As International Director, he and his scouting staff signed several major league players including Ronald Guzmán, Nomar Mazara, Rougned Odor and José Leclerc.

Daly joined the Rangers after six seasons with the Cleveland Indians, where he worked in their baseball operations department from 2001-2002 and as an area scout from 2003-2006. In 2006, he drafted and signed RHP Josh Tomlin from Texas Tech University in the 19th round.

Raised in Atlanta, GA and Cincinnati, OH, Daly played baseball at Louisiana State University, where he was a three-year letter winner and member of the 1997 and 2000 National Championship teams. He graduated with a bachelor's degree in marketing in 2000 from LSU and earned a M.B.A. in 2001 and Master's in Sports Administration in 2002 from Ohio University.

Mike, 41, resides in Dallas.



SHIRAZ REHMAN

ASST. GENERAL MANAGER

Shiraz Rehman (pronounced shuh-RAHZ RAY-men) will be in his second season as Assistant General Manager with the Rangers after his hiring was announced on October 16, 2018. In his current role, Rehman is involved in all aspects of the department's operation of the major league club, including supporting the President/GM on trades and acquisitions, overseeing MLB roster management and administration, negotiating and structuring player contracts, and leading the club's salary arbitration efforts. He also oversees the Baseball Operations budgetary process. He spent the previous seven seasons in the Chicago Cubs front office, a span in which that organization reached the postseason in four consecutive years, including a World Series championship in 2016.

Shiraz served as an Assistant GM for six of his seven seasons with the Cubs, overseeing MLB operations and roster management, finances, arbitration and R&D. He originally joined the Cubs as Assistant to the General Manager on November 14, 2011, and was promoted to Assistant GM prior to the 2013 campaign. In his final season with the Cubs in 2018, Shiraz served as Assistant GM, Strategic Initiatives, a role which focused on evaluating existing systems and processes and identifying and implementing solutions in an effort to create competitive advantages for the club. Prior to his Cubs tenure, he spent six seasons with the Arizona Diamondbacks from 2005-11, serving in various roles ranging from Baseball Operations Assistant to Director, Baseball Operations, and finishing his desert stint as the club's Director of Player Personnel in 2011. Rehman began his baseball career as an intern in baseball operations for the Boston Red Sox in 2005.

Prior to his entry into MLB, Shiraz spent time as a commodities trader and financial consultant for more than five years and obtained his MBA from Columbia Business School in 2006. He is a 1999 graduate of McGill University, where he earned a bachelor's degree in finance and accounting and was a starting infielder on the baseball team for four years.

Shiraz and his wife, Beth, have two children: daughter Eden, and son Mays.



KIP FAGG

SR. DIRECTOR, AMATEUR SCOUTING

Kip Fagg will be in his sixth season as Senior Director, Amateur Scouting after being promoted to the position in late 2014. He will be in his 11th season overseeing the club's amateur scouting operation, previously serving as Director of Amateur Scouting from 2010-14. He directs all aspects of the organization's amateur scouting endeavors, specifically coordinating the efforts of the club's national and regional crosscheckers, as well as area scouts, in preparation for the annual June First-Year Player Draft. Kip was honored with the club's 2012 Scout of the Year Award.

Fagg, 56, is entering his 29th season in the Texas organization, including serving as a national crosschecker from 2007-09. Prior to that he was a west coast crosschecker for five years from 2002-06. He began his scouting career by serving 10 years as an area scout for the Rangers. During his career, Kip is credited with signing Rick Helling, Colby Lewis, and Doug Davis.

A pitcher during his collegiate career at Washington State from 1983-87, he also served as a coach at Lassen Community College (1989) and Long Beach State (1990-91).

Kip and wife Deena have two sons, Jedd (6/23/95) and Jaxxon (8/20/96), and reside north of the DFW Metroplex.



ROSS FENSTERMAKER

SR. DIRECTOR, PRO & INTERNATIONAL SCOUTING

Ross Fenstermaker is in his first season as Senior Director of Pro & International Scouting after spending two seasons as Director of Pro Scouting. Ross works with the pro and international scouting staffs, as well as the front office, on all professional acquisitions, as well as involvement with other areas of personnel decisions. This is his 11th season with the Rangers, his third year based in Arlington.

He joined the organization in 2010 as a comprehensive baseball operations intern, and has worked within the professional and international scouting departments during his 10 seasons with the club. He spent the 2017 season as International Crosschecker after five years on the

pro scouting staff.

The Granite Bay, Calif. native began his career as an intern with the Seattle Mariners in 2009 after pitching in college at the University of California-Davis. Ross and wife Lindsay reside in Southlake.



RAFIC SAAB

DIRECTOR, INTERNATIONAL SCOUTING

Rafic Saab enters his fifth season as Director of International Scouting after being promoted to the role in January 2016. He is in his 15th season in the Texas organization, most recently serving as Director of Latin America Operations in 2014-15 before his promotion. He originally joined the organization in 2006 as a scout in Venezuela and later earned a promotion to scouting supervisor in the country.

Saab won the Rangers 2015 Scout of the Year Award. He has been involved in all major signings in Latin America and, as a Venezuelan scout, was responsible for the signing of current Ranger Rongel Odor. He is also credited in the signing of big leaguers Martin Pérez, Luis Sardíñas, and Odúbel Herrera. He previously served as a scout for the Angels (2000) and Phillies (2002-06), and was involved in the signings of Carlos Carrasco, Freddy Galvis, and Cesar Hernandez in the latter stint. Saab played in the Phillies organization from 1996-98 and also saw action in the Venezuelan Winter League with the Águilas del Zulia from 1996-99.

Rafic resides in his native Valencia, Venezuela, with wife Keralina Plaza, daughter Eying (15) and son Rafic Jr. (11).



JAMIE REED

SR. DIRECTOR, MEDICAL OPERATIONS

Jamie Reed is in his 18th season with the Texas Rangers, his eighth as Senior Director of Medical Operations. He spent 10 seasons as the club's medical director and Major League head athletic trainer from 2003-12 after joining the organization on Oct. 11, 2002.

Jamie oversees the organization's entire baseball medical operation, including training, conditioning, and rehabilitation on both the major and minor league levels. He is also responsible for the day-to-day Major League athletic training department. Jamie had a leading role in the club's renovation project at its spring training complex in Surprise, Ariz. in 2015-16, and has also assisted with team projects for the Rangers' two minor league affiliates in North Carolina as well as in the Dominican Republic.

He was chosen by Major League Baseball to be one of two trainers on an All-Star tour of Japan in November of 2006. He also served on the American League Training Staff for two All-Star Games, the 2000 contest in Atlanta and the 2008 Midsummer Classic in New York.

In 2005, he was awarded the James R. Andrews "Excellence in Baseball Medicine Award" by the American Sports Medicine Institute. He serves as co-chairman of the Red Romo Athletic Trainer Scholarship at the U.S. Naval Academy, a role he has held for many years.

Jamie was previously with the Tampa Bay organization for six seasons, serving as Major League head athletic trainer from 1997-2002. He was Tampa Bay's first on-field hire when he joined the organization on Nov. 18, 1996.

Prior to joining the Rays, Jamie was with the Baltimore Orioles from 1982-96. He served as an athletic trainer at all four of Baltimore's Minor League levels: Bluefield (1982), Hagerstown (1983), Charlotte (1984) and Rochester (1985-88) before joining the Major League team as assistant athletic trainer in 1989.

Jamie is certified by the National Athletic Trainers Association and previously served as President of the Professional Baseball Athletic Trainers Society. He earned his degree in sports medicine from East Carolina University in 1982.

Jamie, 60, and his wife, Jean, have three adult children, Zachary, Rebecca, and Rachel, and seven grandchildren.



PAUL KRUGER

DIRECTOR, MINOR LEAGUE OPERATIONS

Paul Kruger was promoted to Director of Minor League Operations on November 2, 2018, after spending three seasons as Assistant Director, Player Development. He is in his 11th overall season with the Rangers.

Kruger has responsibilities in overseeing the day-to-day operations in player development, player and staff onboarding programs and affiliate relations. He also assists in many aspects for the club's recently-acquired Minor League franchises in North Carolina: Down East and Hickory. Kruger oversees major programs throughout the year, including early Spring Training mini-camps, Spring Training, newly-signed player camps, Instructional League, and Dominican

Republic Instructional League.

Kruger manages the player development budget and the club's complex operations, and will also have oversight of the new Rangers Village and the Rangers Arizona Performance Center in Surprise. Within player development, he assists in overseeing Minor League player plans, the medical and strength and conditioning departments and the implementation of analytics and research and development into the minor league system. He also manages the minor league affiliate rosters on a day-to-day basis.

Prior to promotions in 2016 and 2018, Kruger served as Manager, Minor League Operations in 2015, a period in which he managed many of his current responsibilities along with oversight of the international budget. He had a three-year stint as Coordinator, Minor League and International Operations from 2012-14. He also previously served as Assistant, International Operations, and was an intern with the club prior to landing a full-time position.

Kruger graduated from Ohio University with a Master's in Business Administration and a Master's in Sports Administration in 2010. He earned a degree in Business Administration with an emphasis in Finance in 2008 from the University of Missouri. While at Mizzou, Kruger served as the manager for the baseball team.

Kruger, 34, lives in Dallas.



TODD WALTHER

DIRECTOR, PITCHING ANALYSIS

Todd Walther is in his 14th season with the Rangers, his fourth as Director, Pitching Analysis. In his current role, Walther merges and evaluates information on pitchers across all departments in baseball operations, providing input for decisions including player development, acquisition, and pitcher usage.

Walther served seven seasons (2010-16) as a professional scout for the Rangers, conducting all manner of pro coverage, including advance work for potential postseason opponents. He previously had office roles as Assistant, Player Development and Scouting (2009) and Assistant for Video Operations and Baseball Research (2006-08). Todd began his career as an advance scouting intern with Milwaukee in 2005, this after being a 4-year letter winner as a pitcher at Carthage College in Kenosha, Wis.

Todd and his wife Mandi have three children: sons Quinn (6) and Britt (4), and daughter Tierney (1). The family resides in Fort Worth.



TODD SLAVINSKY

SR. DIRECTOR, BASEBALL SYSTEMS

Todd Slavinsky begins his 11th season with the Rangers, his second as Senior Director, Baseball Systems. In his current role, Slavinsky is the architect of the baseball information systems. He oversees five developers that focus on expanding and improving the organization's information infrastructure through internal development and strategic partnerships.

Todd spent five years as Director of Baseball Analytics from 2014-18, leading the development team for the organization's proprietary information system, and consulting on technology use within the department. He previously served as Senior Application Systems Developer in the Information Technology department.

Slavinsky was a pitcher at the University of Minnesota-Morris, where he earned a bachelor's degree in economics and business management. He attended the Major League Baseball Scouting Bureau scouting development program in October 2013.

Todd and his wife Lindsey have a daughter, Keelin (12), and two sons, Reed (10) and Brett (7). They reside in Carrollton.



RYAN MURRAY

DIRECTOR, BASEBALL ANALYTICS

Ryan Murray will be in his second season as Director, Baseball Analytics. In his role, Ryan works on statistical research, game strategy, and analytical player evaluations. He will be in his seventh season with the Rangers after joining the front office during the 2014 season as a data analyst.

He graduated from the University of Texas at Austin with a degree in electrical engineering in 2011 and came to the club from L3 Communications, where he was an electrical engineer for three years.

Ryan grew up in Denton as a life-long Rangers fan and former Junior Ranger. He now resides in Grand Prairie with his wife, Kacey, and daughters, Parker and Ruby.



JOSIAH IGONO MAJOR LEAGUE DIRECTOR, PEAK PERFORMANCE

Josiah Igono enters his third season as Major League Director of Peak Performance, his eighth season in the Texas organization. He served as the Director of Peak Performance in 2016-17, and under his current role has seen expanded involvement with the major league club. He is responsible for the implementation and development of peak performance and mental skills programs for players and coaches.

He originally joined the Texas organization in 2012 and spent three seasons as a strength and conditioning coach for the AZL Rangers. Prior to Texas, Igono was the lead performance specialist at Grand Canyon University in Phoenix, AZ, working directly with the baseball team, along with five other athletic programs. He also previously worked in the Rangers organization with the AZL club in 2010. Igono played football for Arizona State University and Northern Arizona University as a defensive back. He holds his doctorate in Performance Psychology and is also a Certified Strength and Conditioning Specialist (CSCS) with the National Strength and Conditioning Association.

Josiah and his wife, Erin, reside in Valley Ranch with children Hannah (8), Michael (6), and Elise (3).



ALLEN ROWIN DIRECTOR, DOMINICAN REPUBLIC OPERATIONS

Rowin joined the Texas organization in 2018 and was promoted to Director, Dominican Republic Operations in 2019. He was instrumental in the design, construction, and opening of the club's Baseball Academy in Boca Chica, Dominican Republic over the last two years. The facility officially opened on August 30, 2019. Rowin began his Texas tenure in 2018 as Manager, Baseball Projects and oversaw all matters related to the construction of the facility and fields, as well as all contracts related to the new complex.

Prior to the Rangers, Rowin spent the 2017 campaign as a pro scout in the San Diego Padres organization. He joined the Padres after 10 years with the Houston Astros, finishing his stint with the club as the Director of Minor League Operations. He began his career as an intern with the Padres in 2006.

Rowin graduated from UCLA in 2003 with a bachelor's degree in Spanish and Political Science. He also obtained an MBA in Sports Business Management from San Diego State University in 2006.

Allen and his wife, Maura, reside in Celebration, Fla., with their children: Spencer (4) and Reid (1).



BEN BAROODY ASST. DIRECTOR, BASEBALL OPERATIONS

Ben Baroody is in his fifth season with the Rangers, his second as Assistant Director, Baseball Operations following a November 2018 promotion. Ben is responsible for coordinating the administration for the Baseball Operations department including salary arbitration, Major and Minor League contract negotiations and processing, Major League payroll and transactions, department staff development initiatives, budgets and finances, pro and amateur scouting assignments, and the department's transition to Globe Life Field. He originally joined the organization in January 2016 and served three seasons as Manager of Amateur Scouting from 2016-18, assisting Kip Fagg on all amateur efforts, including extensive responsibilities

with the yearly draft.

Baroody previously spent seven years at the Commissioner's Office at Major League Baseball, where he held a number of different roles. During his time with MLB, Ben handled responsibilities including administrative functions involving transactions, rules, contracts, and the Rule 4 and 5 Drafts, serving as a liaison between clubs' player development departments and Minor League Baseball, and overseeing MLB Urban Youth Academies serving thousands of young players daily. He also developed the Breakthrough Series instructional showcase program and Elite Development Invitational, which focused on efforts to benefit players from potentially at-risk communities. Additionally, he served as lead for event coordination and roster selection of the All-Star Futures Game.

Prior to his stint at MLB, Ben spent time in baseball operations with the New York Mets, Arizona Fall League, and Bill James' Baseball Info Solutions.

Originally from Manchester, NH, Baroody attended Trinity High School, serving as baseball captain and also playing basketball, football, and golf. He earned an undergraduate degree from Southern New Hampshire University while working in the Athletics Department. He later completed his MBA from SNHU while working at the Commissioner's Office. He and wife Jocelyn have a son, Blake.



ADAM LEWKOWICZ ASST. DIRECTOR, AMATEUR SCOUTING

Adam Lewkowicz (lew-koh-WITS) will be in his second season as Assistant Director, Amateur Scouting. He assists Kip Fagg in all facets of the operation, including evaluating the talent pool with all available resources, managing signing bonus pool, coordinating amateur R&D and helping with draftee transition into player development. He will be in his 12th year with the Rangers and 18th in baseball.

Adam spent four seasons as Director of Advance Scouting and Game Strategy (2015-18), scouting upcoming opponents as well as evaluating the Rangers' on-field performance, while advising the manager and coaching staff on game strategy and game trends. His first six seasons with Texas from 2009-14, Adam was the Advance Scout for the club.

Prior to joining the Rangers, Adam served as assistant video coordinator for the Pittsburgh Pirates from 2006-08, and worked for the Milwaukee Brewers as an advance scouting intern (2005) and Northeast associate scout (2003-04).

The 40-year-old New York native was a four-year member of the baseball team at Hamilton (NY) College, where he earned his B.A. in Psychology. Adam, his wife Lauren and their daughter Lark reside in Fort Worth.



HAMILTON WISE | ASST. DIRECTOR, INTERNATIONAL SCOUTING

Wise begins his fifth season with the Rangers, his second as Assistant Director of International Scouting. He served as International Scouting Assistant in 2017-18 after joining the Rangers as a baseball operations intern for the 2016 campaign.

Prior to joining the Rangers, Wise held positions with the MLB Labor Relations Division, MLB Advanced Media, and the law firm DLA Piper. He played baseball at Northwestern University, earning a BAS in Economics, and earned a JD/MBA at Tulane University. He was a four-year starter in baseball at Dallas' St. Mark's High School.

Wise, 30, resides in Dallas.



ETHAN FAGGETT | ASST. DIRECTOR, BASEBALL SYSTEMS

Faggett is in his first season with the Rangers after 12 years as a front office executive for the Boston Red Sox, where he spent time as Assistant Director, Player Development (2008-09), Asst. Dir. of Florida Operations (2010-14), and Asst. Director, Baseball Systems (2015-19).

The Fort Worth native had an 11-year professional career in the Boston and San Diego organizations, reaching the Triple-A level with Las Vegas in 2000. He compiled a .257 batting average and .334 on-base percentage over nine seasons in affiliated ball, recording five seasons of 20-or-more stolen bases. An outfielder in his playing days, Ethan finished his career with the Fort Worth Cats in the Independent Central League in 2002, where he was teammates with former pitcher and current Rangers Spanish radio broadcaster Jose Guzman. He was originally selected by Boston in the 33rd round of the 1992 June draft out of Dunbar High School.

Ethan graduated from the University of Texas-Arlington with a degree in Electrical Engineering. He and wife Lupe reside in Ft. Myers, Fla. with their sons Ethan (10) and Lucas (6).



MIKE PARNELL | ASST. DIRECTOR, PRO SCOUTING

Mike Parnell is in his sixth season with the Rangers, his first as Assistant Director, Pro Scouting. He spent five seasons as an assistant in pro scouting after being hired full-time in late 2014. He assists in all phases of the day to day operations within the pro scouting department, including player evaluation, analytics, and scheduling. In 2018, he added additional responsibilities as an extra resource for evaluating hitters in the amateur draft. In 2019, he assisted in the preparation for the arbitration process for the club's arbitration eligible players.

Parnell was previously an intern with the club during the 2014 campaign, assisting the front office with the amateur draft, arbitration and trade deadline preparation.

He graduated from Cornell University with a degree in Industrial Labor Relations and an emphasis in Economics in 2014. Parnell, 28, lives in Dallas.



Texas reliever José Leclerc throws a pitch to strike out the Yankees' Giancarlo Stanton in the Rangers' season finale on September 29, 2019. It was the last pitch of the final MLB game at Globe Life Park in Arlington.



MICHAEL YOUNG SPECIAL ASSISTANT TO THE GENERAL MANAGER

Longtime Rangers player Michael Young enters his sixth season as Special Assistant to the General Manager after being named to the post on November 5, 2014. The 43-year-old Young, who is the Rangers' all-time leader in numerous offensive categories, retired in January 2014 after an outstanding 13-year Major League career, the first 12 of those seasons in Texas. Young's uniform number 10 was retired by the Rangers in a pregame ceremony on August 31, 2019. He was inducted into the Texas Rangers Baseball Hall of Fame on July 30, 2016, and into the Texas Sports Hall of Fame in April 2018.

Young works with President of Baseball Operations and General Manager Jon Daniels and his staff in all areas of baseball operations, including player evaluation and player development at the major and minor league level, special assignments, and scouting trips. He has also participated in baseball operations' major league managerial searches as part of his role.

Acquired by Texas from the Toronto Blue Jays in July 2000, Young played in a team-record 1,823 games from 2000-12. He captured Rangers Player of the Year honors five times, matching Juan Gonzalez for the most in team history, and was a seven-time A.L. All-Star. Young batted .300-or-better a club-record seven times, and is one of 16 players in modern MLB history with at least six seasons of 200-or-more hits. He won the A.L. batting title in 2005 and was the MVP of the 2006 All-Star Game at Pittsburgh. He is the only player in All-Star Game history with 2 game-winning hits in his team's final at-bat.

He is the Washington/Texas franchise's all-time leader in games, hits (2230), runs (1085), doubles (415), triples (55), total bases (3286), at bats (7399), and multi-hit games (651) and ranks third in RBI (984) and extra base hits (647). Young was a starter at all four infield positions in his Rangers career, earning a Gold Glove at shortstop in 2008.

Overall, Young batted .300 with 185 homers and 1030 RBI in 1970 games with the Rangers (2000-2012), Phillies (2013), and Dodgers (2013). He was a career .321 hitter with runners in scoring position.

Young was an All-Big West outfielder and then shortstop for the UC Santa Barbara Gauchos and was inducted into the university's Hall of Fame on April 30, 2016.

Michael and his wife, Cristina Barbosa, have 3 sons: Mateo (6/22/05), Emilio (10/13/09), and Antonio (8/23/12). The family lives in Dallas. Michael and Cristina served three years on the Advisory Board for the Texas Rangers Baseball Foundation from 2015-17. The couple has been very active in community efforts throughout their time in Texas, establishing The Michael Young Family Foundation in 2013. As a result of these efforts, Young has won awards including the MLB Players Association's Marvin Miller Award (2008 and 2011) and Rangers Jim Sundberg Community Achievement Award (2010), as well as being a three-time selection for the Rangers Roberto Clemente Award (2009-10-11). In recent years, Young has developed a passion for martial arts, practicing both taekwondo and Brazilian jiu jitsu. He received his taekwondo black belt in the summer of 2018.



BRANDON MCCARTHY SPECIAL ASSISTANT TO THE GENERAL MANAGER

Former Rangers pitcher Brandon McCarthy is in his second season as Special Assistant to the General Manager after being appointed on December 11, 2018. He announced that he would retire at the end of the 2018 season on August 14, ending a 14-year big league career. In his current role, he is primarily involved in all aspects of pitching development on the major and minor league level with Texas.

McCarthy was 69-75 with a 4.20 ERA in 255 games/197 starts with the White Sox (2005-06), Rangers (2007-09), A's (2011-12), Diamondbacks (2013-14), Yankees (2014), Dodgers (2015-17), and Braves (2018). McCarthy won a career-high 10 games with the Diamondbacks and Yankees in 2014. He was 6-3 with a 4.92 ERA in 15 starts with Atlanta in 2018. His lone career postseason appearance came with the Dodgers in the 2017 World Series against Houston.

Acquired by the Rangers in a trade with the White Sox on December 23, 2006, McCarthy was the club's no. 3 starter to open both the 2007 and 2009 seasons. He was 13-15 in 45 games/44 starts over three seasons with Texas before right scapula issues derailed his 2010 season. After signing with Oakland as a free agent following the 2010 campaign, McCarthy posted the two lowest ERA's of his career in 2011-12 with the A's, combining to go 17-15 with a 3.29 ERA over 43 games/starts.

McCarthy made his Major League debut with the White Sox in 2005, when he produced a strong run as a late-season call-up for the eventual World Series champions. His first career win came in a start at Globe Life Park in Arlington on August 30, 2005 at Texas (G2).

Brandon and his wife, Amanda, reside in the Phoenix area with their daughter, Cassidy. He attended Lamar (Colo.) Community College and is a 2001 graduate of Cheyenne Mountain High School in Colorado Springs. The long-time soccer enthusiast is a co-owner of Phoenix Rising FC that is a member of the USL Championship.

FRONT OFFICE

COACHES

PLAYERS

2019 REVIEW

OPPOSITION

RECORDS

DEVELOPMENT

MEDIA

DARREN OLIVER SPECIAL ASSISTANT TO THE GENERAL MANAGER

Longtime Major League pitcher Darren Oliver was appointed Special Assistant to the General Manager on April 24, 2014. The 48-year-old Oliver, who retired following the 2013 campaign after 20 seasons in the Majors, works with President of Baseball Operations and General Manager Jon Daniels and his staff in a variety of areas with an emphasis on pitching.

Oliver's duties have focused on pitching at both the Major and minor league levels, as he has had a presence in Arlington and with the club's minor league affiliates. He is also involved in aspects of the club's player acquisition process and in tutoring young prospects in the organization.

The left-hander was honored by the Rangers as the 2014 recipient of Mark Holtz Alumni Award for his accomplishments over three different stints with the club. The Rangers traded him twice and signed him as a free agent on two occasions. Oliver was 118-98 in 766 appearances/229 starts in his Big League career with Texas, St. Louis, Boston, Colorado, Florida, Houston, New York Mets, Los Angeles Angels, and Toronto. He was a starter for most of his career, but after struggles with the Marlins and Astros in 2004, did not pitch in the majors the following year. In 2006, he began an eight-year run as an effective reliever with four different teams, including six consecutive years in the postseason from 2006-11.

He was selected by Texas in the third round of the June 1988 draft and made his major league debut with the Rangers in September 1993. Overall, he was 60-54 in 317 games/137 starts over his three stints with Texas (1993-98; 2000-01; 2010-11). He ranks sixth on the team's all-time list in games, ninth in wins, and 10th in starts. Oliver won 14 games in his first full season as a starter for the 1996 A.L. West champs and was the club's pitcher of the year the following season. In his third stint with the Rangers, he appeared in 125 games as a valuable lefty set-up man for the 2010 and 2011 American League champions.

Darren has two sons, Brock and Maxwell and lives in Grapevine, TX. He was inducted into the Sacramento Sports Hall of Fame in January 2018.

IVÁN RODRÍGUEZ SPECIAL ASSISTANT TO THE GENERAL MANAGER, INSTRUCTOR & AMBASSADOR

Catcher Iván "Pudge" Rodríguez, who was inducted into the National Baseball Hall of Fame in 2017, has been with the Texas Rangers as Special Assistant to the General Manager/Instructor/Ambassador since February 2013.

Rodríguez assists the Rangers Baseball Operations group in a number of areas, including amateur, professional, and international scouting, player instruction on the Major and minor league level, and talent evaluation. He is also involved in community and marketing endeavors on behalf of the club and is part of the Rangers' broadcasting team on FOX Sports Southwest.

He was elected to the National Baseball Hall of Fame in his first year on the ballot on January 18, 2017, and was inducted into the Hall in Cooperstown, New York, on July 30, 2017. The Rangers held a ceremony to retire Rodríguez' uniform number 7 on August 12, 2017, prior to the club's game against the Houston Astros. He had previously been inducted as the 16th member of the Texas Rangers Baseball Hall of Fame on July 20, 2013. He announced his retirement as an active player after a 21-year All-Star career on April 23, 2012 at Globe Life Park and was honored in a ceremony that evening prior to the Rangers game with the New York Yankees.

Rodríguez, who made his Major League debut with Texas on June 20, 1991 at the age of 19, had a career average of .296 with 311 home runs and 1332 RBI in 2543 games with the Rangers (1991-2002; 2009), Marlins (2003), Tigers (2004-08), Yankees (2008), Astros (2009), and Nationals (2010-11).

He joins Hank Aaron, Barry Bonds, George Brett, Stan Musial, Albert Pujols, and Miguel Cabrera as the only players in Major League history with career minimums of a .295 batting average, 2800 hits, 550 doubles, 300 home runs, and 1300 RBI.

The all-time Major League leader with 2427 games caught, Rodríguez earned an all-time record 13 Rawlings Gold Gloves for his defensive work behind the plate, including 10 in a row from 1992-2001 while throwing out nearly 42% of runners attempting to steal in his career. The right-handed hitter batted .300 or better in ten different seasons with five years of 20+ home runs. Rodríguez is a 14-time All-Star who started a Major League record 12 Midsummer classics, including nine straight from 1993-2001.

Signed by Texas as an amateur free agent in 1988, the native of Vega Baja, Puerto Rico batted .304 with 217 homers and 842 RBI in 1507 career games as a Ranger. He is second in club history in hits (1747), doubles (352), and multi-hit games (490), ranks third in homers, and places fourth in runs (866), triples (28), RBI, total bases (2806), and extra base hits (597). Rodríguez was the 1999 American League Most Valuable Player, when he batted .332 with 35 homers and 113 RBI as he helped lead the Rangers to the third of three consecutive A.L. West Division titles. His 1999 performance remains the only time that a catcher has posted minimums of a .330 average, 35 homers, 110 RBI, and 110 runs scored in a single season.

Signed as a free agent by Florida after the 2002 season, he batted .297 and drove in 85 runs for the 2003 World Champion Marlins and was the MVP of the NLCS. He played in his second World Series with Detroit in 2006. Rodríguez was acquired by the Rangers from Houston in August 2009 and played in 28 games the rest of that season. He concluded his career with two seasons in Washington, hitting .218 in 44 games in 2011, when he spent nearly two months on the disabled list with a strained oblique muscle.

Rodríguez started the Iván Rodríguez Foundation in 1993 to assist with a number of charitable endeavors. In 2018, he hosted a disaster relief drive for Unidos Puerto Rico, raising over 1.5 million pounds of goods and \$300,000 in funds. As part of the drive, also made personal visits to Puerto Rico and delivered 160,000 pounds of donations to six different towns that were affected or destroyed by Hurricane María. Iván also enjoys donating and giving his time to many different communities and non-profit organizations because giving back is a virtue he holds close.

Iván is married to Gloria Patricia "Patry" Gomez. He has three children, Iván Dereck, Amanda Christine, and Ivanna Sofia. Derek has pitched for the San Francisco Giants in each of the past two seasons, this after beginning his career as an outfielder in the Twins organization. Iván was inducted into the Texas Sports Hall of Fame in February 2014 and the Latino Baseball Hall of Fame in December 2015. He released his autobiography, They Call Me Pudge, in 2017.



COLBY LEWIS SPECIAL ASSISTANT TO THE GENERAL MANAGER

One of the longest-tenured pitchers in Rangers history, Colby Lewis was appointed Special Assistant to the General Manager on November 6, 2017. In his role, Lewis fills a variety of assignments, with an emphasis on working with pitchers in the club's farm system.

The 40-year-old Lewis retired after the 2016 season following an 18-year professional career spent primarily with the Rangers. Originally selected by Texas in the supplemental first round of the 1999 June draft, he ranks among all-time club leaders in starts (4th, 194), wins (6th, 77), and innings (6th, 1174.1). Overall, he finished with a 77-72 record and a 4.70 ERA across 233 games/195 starts in his Major League career with Texas (2002-04, 2010-16),

Detroit (2006), and Oakland (2007).

After a successful two-year stint with the Hiroshima Carp in Japan's Nippon Professional Baseball in 2008-09, Lewis returned to the Rangers and went 65-57 with a 4.27 ERA over 161 games/starts in his final six seasons from 2010-16. During that career-ending span, he missed nearly 2 1/2 seasons in 2012-13 following procedures on his elbow and hip, and he would become the first professional baseball player to successfully return from hip resurfacing surgery. Lewis pitched for five of the eight postseason clubs in Rangers history during his final stint with the team (2010, 2011, 2012, 2015, 2016), amassing a career 4-1 record and 3.11 ERA (19 ER/55.0 IP) over 10 games/9 starts in the playoffs. He has the most postseason wins and starts (tied) of any pitcher in franchise history, twice winning starts in the 2010 ALCS against the Yankees, including the series-clinching Game 6 victory to send Texas to its first-ever World Series.

A Rangers fan favorite, Lewis was a visible member of the community, with yearly appearances on the Winter Caravan and at Fan Fest. He made regular donations to the Texas Rangers Baseball Foundation and has also been active in community endeavors in his native Bakersfield, Calif. He was the recipient of the Rangers' 2018 Mark Holtz Alumni Award.

Colby and his wife, Jenny, have a son, Cade, and a daughter, Elizabeth. The family resides in Bakersfield, Calif. Colby and his son Cade participate in dirt track racing with his brother, Zach, as part of Forster Racing in the Bakersfield area. He remains an avid cyclist, a hobby he picked up following surgeries on his hip and knee.



STEVE BUCHELE SPECIAL ASSISTANT, BASEBALL OPERATIONS

Steve Buechele is in his second season as a special assistant in baseball operations after four seasons on the Major League coaching staff. His duties include work with the Major League club along with serving as a pre- and postgame analyst on TV broadcasts. He will also take part in the club's community outreach.

He spent the 2018 season as the club's first base coach following three campaigns (2015-17) as bench coach. Before joining the staff, Buechele spent six seasons (2009-14) as a manager in the Rangers farm system, and also assisted the big league staff as an extra coach in September in those years. The former Texas player and longtime Metroplex resident was an active member of the Rangers Alumni Legacy Program after his retirement, assisting in a wide variety of on- and off-the-field endeavors.

Prior to entering the coaching ranks, he also worked pre- and post-game shows as an analyst with Fox Sports Southwest during Rangers broadcasts. Buechele was very active in community service work during his playing career and was selected as the recipient of the 1987 Harold McKinney Good Guy Award by the Dallas-Fort Worth BBWAA. Originally selected by Texas in the fifth round of the 1982 June draft out of Stanford University, the former third baseman played 1334 games over 11 seasons in the majors with Texas (1985-91, 1995), Pittsburgh (1991-92), and Chicago-NL (1992-95). He ranks third in Rangers history with 835 games at third base, trailing only Adrian Beltre (941) and Buddy Bell (901), whose spot he claimed after Bell was traded to Cincinnati in 1985. Prior to a trade to Pittsburgh in 1991, he compiled a .991 fielding percentage at third base for Texas, a figure which is still a single-season Major League record at the position for either league (min. 108 games).

Boo played three seasons at Stanford University in Palo Alto, Calif., and helped lead the Cardinal to the 1982 College World Series. At Stanford, he roomed with Pro Football Hall of Fame quarterback John Elway. He was also drafted out of Servite High School (Anaheim, Calif.) by the White Sox in the 1979 June draft (9th overall), but did not sign. Buechele was high school teammates with Mike Witt, who pitched a perfect game against the Rangers at Arlington Stadium on Sept. 30, 1984. Boo's 2nd career MLB home run was off Witt on 9/12/85 in Anaheim.

Steve married the former Nancy Hemphill on 1/21/89 and couple has five children: Garrett (10/23/89), Tanner (7/27/91), Jordan (8/29/94), Amber (7/23/96) and Shane (1/8/98). His son, Garrett, was selected in the 14th round of the 2011 June draft out of the University of Oklahoma and played 2 seasons in the San Francisco Giants organization. Shane was a college quarterback who played four seasons at the University of Texas before leading Southern Methodist University to a 10-3 record as a graduate transfer in 2019.



JODA PARENT EXECUTIVE ASSISTANT TO THE GENERAL MANAGER

Joda Parent is in her sixth season as Executive Assistant to Rangers President of Baseball Operations & General Manager Jon Daniels. She joined the club at the start of the 2015 campaign.

She came to the Rangers after having served two years as the Personal Executive Assistant to the CEO of NetVU, and previously had a 15-year stint as Executive Assistant, Football Operations at the University of Arkansas.

Joda studied business at the University of Oklahoma in her hometown of Norman. She has two adult children.

A REFRESHING WAY TO CHEER



© 2020 The Coca-Cola Company.
All Rights Reserved.

PROUD PARTNER

COACHES



Rangers manager Chris Woodward guided Texas to 78 wins in his first season in 2019, an 11-win improvement over the previous year, which matched the third-largest increase in MLB.

CHRIS WOODWARD



MANAGER #8

R
BATS

R
THROWS

6'0"
HEIGHT

190^{lbs}
WEIGHT

43
OPENING DAY AGE

BORN - June 27, 1976 in Covina, CA

RESIDES - Chandler, AZ

TENURE - Is in his second season as manager after being hired on November 3, 2018.

CONTRACT STATUS - Signed through 2021 with a club option for 2022

FRONT OFFICE

WOODWARD

PLAYERS

2019 REVIEW

OPINIONS

RECORDS

DEVELOPMENT

MEDIA

SECOND YEAR: The 43-year-old Woodward is in his second season as manager of the Rangers...he was officially announced as the 19th full-time manager in Texas Rangers history on November 3, 2018, and he was introduced at a press conference two days later at Globe Life Park in Arlington...received a three-year contract covering 2019-2021 that includes a club option for the 2022 season.

The Covina, Calif. native hails from same hometown as Texas Rangers Baseball Hall of Famer Michael Young...the pair knew each other and lived in close proximity at one point during childhood.

2019: Rangers went 78-84 (.481) and finished in third place in A.L. West...guided Texas to 78 wins in his first season as a Major League manager in 2019...it was an increase of 11 wins over the team's 2018 total (67), T3rd-largest increase in baseball...the 78 wins marks the 2nd-highest total in a manager's first full season by any of the past 6 Texas full-time managers...that list: Jeff Banister (88-74 in 2015), Ron Washington (75-87 in 2007), Buck Showalter (71-91 in 2003), Jerry Narron (72-90 in 2002), Johnny Oates (74-70 in 1995).

Woodward was the 1st Rangers manager with an Opening Day at home for his debut with the club (3/28/19 vs. CHC) since Doug Rader on 4/4/83 vs. CWS at old Arlington Stadium...Woodward's first win at the helm came on 3/30/19 vs. CHC at the age of 42 years, 277 days, the youngest Texas manager at the time of his 1st win since Kevin Kennedy (38 years, 335 days) on 4/5/93 at BAL...was ejected three times in his rookie campaign: 6/12 at BOS (Angel Hernandez), 7/27 at OAK (Sean Barber), and 9/13 vs. OAK (Mike Mutschinski).

COACHING CAREER: Spent three seasons (2016-18) as third base and infield coach on Dave Roberts' staff with the Los Angeles Dodgers...in that span, the Dodgers compiled a .589 (287-200) regular season winning percentage while capturing the N.L. West Division title all three seasons, advancing to the World Series in 2017 and 2018...prior to joining the Dodgers, Woodward was the first base and infield coach for the Seattle Mariners in 2014-15...he began his coaching career as Seattle's minor league infield coordinator in 2013 and was promoted to the Major League staff late in that season...he started 2014 as Seattle's infield coach before assuming first base coaching duties early in the season.

Woodward managed New Zealand in the 2017 World Baseball Classic qualification tournament in Australia in 2016 with a 1-2 record...he was a coach for the New Zealand squad in the 2013 WBC qualification.

PLAYING CAREER: The former infielder spent all or parts of 12 seasons in the Majors with Toronto (1999-2004; 2011); New York Mets (2005-06); Atlanta (2007); Seattle (2009-10), and Boston (2009), hitting .239 with 33 homers and 191 RBI in 659 games...played every position except pitcher and catcher in his MLB career...appeared in 35 different ballparks in his career...he made his Major League debut with the Jays on June 7, 1999

at New York-NL in Shea Stadium, posting a sac fly in his first plate appearance and an RBI single off Orel Hershiser in his first at-bat...first home run was May 31, 2000 vs. Minnesota (Brad Radke)...spent much of the 2002-04 seasons as Toronto's starting shortstop, including Opening Day starts in 2003 and 2004...he hit a career-high three home runs on August 7, 2002 vs. Seattle, the lone multi-homer game of his career, becoming the 15th shortstop in MLB history to hit 3 HR in a game...the right-handed batter hit .276 with 13 homers and 45 RBI with the Blue Jays in 2002 and .261 in a career-best 104 games the following season...he split time between the majors and minors from 2009-11 and concluded his pro career with Triple-A Las Vegas in the Toronto organization in 2012.

Last MLB game came with Toronto on Sept. 27, 2011 at Chicago-AL...made penultimate start of his career with Toronto on April 25, 2011 at Texas...he was a career .277 hitter in 23 games against the Rangers, his highest figure versus any ML opponent with more than 20 games against...had a .295 (13-44) batting average at Globe Life Park...went 5-for-10 with a walk in his career against Hall of Famer Greg Maddux...lone career grand slam came on Aug. 20, 2004 at Baltimore off Eddy Rodriguez.

In his only post-season game, 2006 NLDS Game 3 with the Mets at Los Angeles-NL, Woodward doubled off Brett Tomko in his lone PA and later scored...was teammates with Darren Oliver, Carlos Beltran, Julio Franco, and Endy Chavez on that Mets squad.

AMATEUR: Selected by Toronto in the 54th round of the 1994 MLB Draft and signed by Blue Jays scout Bill Moore...he starred in baseball at Northview High School in Covina, CA, where he also played football...earned All-League, All-Valley, second team All-CIF and team MVP honors in baseball...attended Mt. San Antonio College in Walnut, CA, where he was named all-conference.

COMMUNITY: Over this past offseason, attended the Youth Academy Holiday Party hosted by Neil and Amy Leibman...also participated in the Academy's Amateur Coaches Clinic, the Rangers Comerica Peek at the Park event, and team's Winter Caravan stops...was also involved with Rangers hospital visits in Dallas and Fort Worth prior to Christmas...after being hired in 2018, he was part of the Rangers Winter Caravan trip to San Antonio, Austin, and Ft. Hood in January 2019...also joined Michael Young for Evening with the Rangers in December 2018, benefiting the Texas Rangers Baseball Foundation.

PERSONAL: Christopher Michael Woodward...born in Covina, Calif., but now lives in Chandler, Ari. with his wife Erin and three children: daughter Sophie (12/24/01), and sons Mason (5/1/07) and Grady (10/1/09)...Woodward earned a Bachelor's Degree in business management from the University of Phoenix in 2012.

CAREER COACHING RECORD

YEAR(S)	POSITION	TEAM
2013	Minor League Infield Coordinator	Seattle
2014-15	First Base and Infield Coach	Seattle
2016-18	Third Base and Infield Coach	Los Angeles-NL
2019	Manager	Texas

CAREER PLAYING RECORD

YEAR	CLUB	AVG	G	AB	R	H	TB	3B	HR	RBI	SH	SF	BB-I	SO	SB	CS	HP	GDP	OBP	SLG	
1995	Medicine Hat—1	.232	72	241	44	56	73	8	0	3	21	5	3	33-1	41	9	4	6	1	.336	.303
1996	Hagerstown	.224	123	424	41	95	126	24	2	1	48	7	5	43-1	70	11	3	5	3	.300	.297
1997	Dunedin	.293	91	314	38	92	116	13	4	1	38	3	4	52-0	52	4	8	5	3	.397	.369
1998	Knoxville	.245	73	253	36	62	83	12	0	3	27	3	3	26-1	47	3	5	3	4	.319	.328
	Syracuse	.200	25	85	9	17	29	6	0	2	6	2	0	7-0	20	1	1	0	4	.261	.341
1999	Syracuse	.292	75	281	46	82	111	20	3	1	20	1	0	38-1	49	4	1	1	5	.378	.395
	Toronto	.231	14	26	1	6	7	1	0	0	2	0	1	2-0	6	0	0	0	1	.276	.269
2000	Toronto	.183	37	104	16	19	35	7	0	3	14	1	0	10-3	28	1	0	0	1	.254	.337
	Syracuse	.322	37	143	23	46	78	13	2	5	25	1	0	11-0	30	2	0	0	2	.370	.545
2001	Toronto—2	.190	37	63	9	12	25	3	2	2	5	2	0	1-0	14	0	1	0	1	.203	.397
	Syracuse	.306	51	193	29	59	112	14	3	11	31	2	1	16-0	40	0	0	1	4	.360	.580
2002	Toronto—3	.276	90	312	48	86	146	13	4	13	45	1	8	26-0	72	3	0	3	8	.330	.468
	Dunedin	.333	2	6	1	2	0	0	0	0	0	0	0	0-0	0	0	0	1	0	.429	.333
2003	Toronto	.261	104	349	49	91	138	22	2	7	45	0	6	28-0	72	1	2	3	6	.316	.395
2004	Toronto—4	.235	69	213	21	50	74	13	4	1	24	2	2	14-0	46	1	2	1	3	.283	.347
	Dunedin	.313	6	16	2	5	10	2	0	1	3	0	1	1-0	2	0	0	0	0	.333	.625
2005	New York-NL—5	.283	81	173	16	49	68	10	0	3	18	2	2	13-0	46	0	0	2	2	.337	.393
2006	New York-NL	.216	83	222	25	48	69	10	1	3	25	4	3	23-2	55	1	1	1	2	.289	.311
2007	Atlanta—6	.199	92	136	16	27	38	6	1	1	8	4	1	10-1	29	1	0	0	3	.252	.279
2008	Lehigh Valley—7,8,9,10	.206	19	63	4	13	15	2	0	0	1	1	0	6-0	14	0	0	1	1	.286	.238
	Nashville—11	.291	71	234	26	68	96	15	2	3	39	5	4	20-2	28	3	1	0	4	.341	.410
2009	Tacoma—12	.299	51	174	24	52	69	12	1	1	15	2	1	19-2	30	4	0	1	3	.369	.397
	Seattle	.239	20	67	7	16	17	1	0	0	5	1	1	5-0	15	1	0	0	1	.288	.254
	Boston—13	.083	13	12	0	1	1	0	0	0	0	0	0	2-0	4	0	0	2	0	.313	.083
	Pawtucket	.129	12	31	1	4	4	0	0	0	1	0	1	5-0	7	0	1	0	0	.250	.129
2010	Tacoma—14	.232	103	401	49	93	132	17	2	6	35	7	3	40-1	73	4	1	2	9	.303	.329
	Seattle	.158	8	19	0	3	4	1	0	0	0	0	0	3-0	9	0	0	0	0	.273	.211
2011	Las Vegas—15	.296	108	422	67	125	200	32	2	13	65	1	6	39-0	70	4	2	1	12	.353	.474
	Toronto	.000	11	10	3	0	0	0	0	0	0	0	0	0-0	4	0	0	0	0	.000	.000
2012	Las Vegas	.285	88	309	39	88	121	25	1	2	34	4	2	21-0	58	4	2	5	9	.338	.392
MAJOR TOTALS		.239	659	1706	211	408	622	87	14	33	191	17	24	137-6	400	9	6	12	28	.296	.365
MINOR TOTALS		.267	1007	3590	479	959	1377	215	22	53	408	45	33	377-9	631	53	29	32	64	.339	.384

- 1- Selected by Toronto in the 54th round of the 1994 First-Year Player Draft...signed by Bill Moore on May 17, 1995.
- 2- On disabled list, July 1-25, 2001 with sore right groin...included rehab assignment with Syracuse, July 20-25.
- 3- On disabled list, June 30-July 10, 2002 with right hamstring strain...included rehab assignment with Dunedin, July 8-10.
- 4- On disabled list, May 13-June 7, 2004 with right hamstring tightness...included rehab assignment with Dunedin, May 31-June 7.
- 5- Signed by New York-NL as a minor league free agent on Dec. 28, 2004.
- 6- Signed by Atlanta as a free agent on Dec. 21, 2006.
- 7- Signed by New York-AL as a minor league free agent on Feb. 8, 2008.
- 8- Released by New York-AL on March 26, 2008.
- 9- Signed by Philadelphia as a minor league free agent on March 28, 2008.
- 10- Released by Philadelphia on May 2, 2008.
- 11- Signed by Milwaukee as a minor league free agent on May 31, 2008.
- 12- Signed by Seattle as a minor league free agent on Jan. 14, 2009.
- 13- Received by Boston on waivers from Seattle on Aug. 7, 2009.
- 14- Signed by Seattle as a minor league free agent on Jan. 6, 2010.
- 15- Signed by Toronto as a minor league free agent on March 14, 2011.

RECORD AS MANAGER

YEAR	CLUB	LEAGUE	- FIRST HALF/FULL SEASON -			- SECOND HALF -		
			W	L	FINISH	W	L	FINISH
2019	Texas	American	78	84	3rd			
MAJOR LEAGUE TOTALS			78	84	.481			

TEXAS RANGERS MANAGERIAL HISTORY

Ted Williams resigned at end of the 1972 season
 Whitey Herzog hired, November 2, 1972/released Sept. 7, 1973
 Del Wilber managed September 8, 1973 (Interim)
 Billy Martin hired September 8, 1973/released July 21, 1975
 Frank Lucchesi hired July 21, 1975/released June 22, 1977
 Eddie Stanky hired June 22, 1977/released June 23, 1977
 Connie Ryan interim manager for six games
 Billy Hunter hired June 28, 1977/released September 30, 1978
 Pat Corrales hired October 1, 1978/released October 5, 1980
 Don Zimmer hired November 12, 1980/released July 28, 1982
 Darrell Johnson hired July 28, 1982/released October 3, 1982
 Doug Rader hired November 1, 1982/released May 16, 1985
 Bobby Valentine hired May 16, 1985/released July 9, 1992
 Toby Harrah interim manager for four games
 Toby Harrah hired July 16, 1992/released October 4, 1992
 Kevin Kennedy hired October 26, 1992/released October 12, 1994
 Johnny Oates hired October 19, 1994
 Oates took leave of absence April 20, 1995
 Jerry Narron interim manager for five games
 Oates returned May 1, 1995/stepped down May 4, 2001
 Narron appointed May 4, 2001/dismitted October 1, 2002
 Buck Showalter hired October 11, 2002/dismitted October 4, 2006
 Ron Washington hired November 6, 2006/resigned September 5, 2014
 Tim Bogar interim manager for 2 games
 Jeff Banister appointed October 16, 2014/dismitted September 21, 2018
 Don Wakamatsu interim manager for 10 games
Chris Woodward appointed November 3, 2018

TEXAS RANGERS ALL-TIME MANAGERIAL WINS

MANAGER	YEARS	GAMES	WON	LOST	PCT.
Ron Washington	2007-14	1275	664	611	.521
Bobby Valentine	1985-92	1186	581	605	.490
Johnny Oates	1995-2001	983+	506	476	.515
Jeff Banister	2015-18	638	325	313	.509
Buck Showalter	2003-06	648	319	329	.492
Pat Corrales	1978-80	326++	160	164	.494
Doug Rader	1983-85	356+	155	200	.437
Billy Hunter	1977-78	254	146	108	.575
Frank Lucchesi	1975-77	291	142	149	.488
Kevin Kennedy	1993-94	276	138	138	.500
Billy Martin	1973-75	279+	137	141	.493
Jerry Narron	2001-02	296	134	162	.453
Don Zimmer	1981-82	201	95	106	.473
Ted Williams	1972	154	54	100	.351
Whitey Herzog	1973	138	47	91	.341
Chris Woodward	2019	162	78	84	.481
Toby Harrah	1992	76	32	44	.421
Darrell Johnson	1982	66	26	40	.394
Tim Bogar*	2014	22	14	8	.636
Don Wakamatsu*	2018	10	3	7	.300
Connie Ryan*	1977	6	2	4	.333
Eddie Stanky	1977	1	1	0	1.000
Del Wilbur*	1973	1	1	0	1.000

*Interim

+One Tie

++Two Ties



TONY BEASLEY

R BATS **R** THROWS
5'8" **165**_{lbs}
 HEIGHT WEIGHT
53
 OPENING DAY AGE

BORN • December 6, 1966 in Fredericksburg, VA
RESIDES • Ruther Glen, VA
TENURE • Is in his sixth season as Rangers third base coach... named to the Major League staff on November 18, 2014.

3B COACH #27

TEXAS: Beasley returns for a sixth season as Rangers third base coach after being hired on November 18, 2014...joins Héctor Ortiz as the longest-tenured members of the staff...is the longest-serving third base coach for Texas since Steve Smith (2002-06), and last longer span was by Jerry Narron, who served six-plus years in the role from 1995 through early 2001...has been in third base coach's box for three straight seasons after he did not serve in an on-field capacity at any point in 2016 due to medical issues (see below)...has coached infielders, outfielders, and baserunning at various times in his Rangers tenure...before his arrival in Texas, had a long history in the Pirates organization, having served as a PIT farm system coach and manager from 1998-2005 plus 2007, and on Buc's Big League staff from 2008-10...also served as Washington Nationals third base coach in 2006...has guided his clubs to postseason in six of eight campaigns as a minor league manager.

AWARD TOUR: Was selected as winner of the 2019 Jim Sundberg Community Achievement Award for his charitable efforts during five years with the club...Beasley was also previously selected as the recipient of the 2016 Harold McKinney Good Guy Award by the DFW chapter of the Baseball Writers Association of America.

2016 SEASON: Beasley saw limited activity in 2016 as he underwent treatment including surgery for rectal cancer... announcement of his diagnosis was made on February 19, 2016, and he was with the club at various points throughout Spring Training, the regular season, and postseason surrounding his chemotherapy treatments in Phoenix, Houston, and Arlington... announcement declaring that Beasley is cancer-free was made on December 8, 2016.

WASHINGTON: Prior to joining the Rangers, spent four seasons in the Washington Nationals organization as a minor league co-field coordinator (2014), and manager at both Triple-A Syracuse (2012-13) and Double-A Harrisburg (2011)...he was also the club's Major League third base coach in 2006 under manager Frank Robinson...his 2011 Harrisburg club posted an

80-62 record, winning the Eastern League Western Division title...during his time in the Nationals' system, managed Bryce Harper, Anthony Rendon, and Tanner Roark.

PITTSBURGH: Was with the Pittsburgh Pirates from 2007-10, where he worked with former Rangers manager Jeff Banister, spending the last three seasons of that stint (2008-10) as the Major League club's third base coach and baserunning instructor...he was club's minor league infield coordinator in 2007...also spent the final six seasons of his minor league playing career in the organization before serving as a farm system coach and manager from 1998-2005...was selected as Double-A Manager of the Year by *Baseball America* in 2004 after guiding Altoona to the Eastern League Championship Series... also served as a coach for the U.S. team at the MLB Futures Game that year, and managed Mesa in the Arizona Fall League after regular season...served as a player/coach in 1998 with Single-A Carolina and then retired as a player to become a full-time coach in Pirates organization.

PLAYING CAREER: Originally selected by Baltimore in 19th round of 1989 June draft...hit .260 with 22 homers and 243 RBI in 859 games over 9 minor league seasons in the Pirates and Orioles chains from 1989-98...was a 1990 and 1991 Carolina League All-Star and a 1996 Southern League All-Star.

PERSONAL: Anthony Wayne Beasley...resides in Ruther Glen, VA with wife Stacy and son Anthony Jr. (10/3/94)... native of Bowling Green, VA...the gifted singer has performed his rendition of the National Anthem before games on different occasions, the most notable versions coming prior to the Rangers' season opener on April 3, 2017 vs. Cleveland, which marked his return to the field following a battle with rectal cancer, and on September 27, 2019 vs. New York-AL prior to the start of the final series ever at Globe Life Park in Arlington...throughout his playing and coaching career, has worked as a lumberjack at his father's lumber company in the offseason...managed the NY-Penn League's Williamsport Crosscutters in 2001, a team named for that city's logging heritage...his uncle, Lewis "Lew" Beasley saw his only MLB action with the 1977 Rangers.

RECORD AS MANAGER

YEAR	CLUB	LEAGUE	- FIRST HALF/FULL SEASON -			- SECOND HALF -		
			W	L	FINISH	W	L	FINISH
2001	Williamsport	New York-Penn/R	48	26	a-1st			
2002	Hickory	South Atlantic/A	44	26	b-1st	39	30	2nd
2003	Hickory	South Atlantic/A	42	25	c-1st	40	29	2nd
2004	Altoona	Eastern/AA	85	56	d-1st			
2005	Altoona	Eastern/AA	76	66	e-2nd			
2011	Harrisburg	Eastern/AA	80	62	f-1st			
2012	Syracuse	International/AAA	70	74	5th			
2013	Syracuse	International/AAA	66	78	6th			
MINOR LEAGUE TOTALS			590	472	.556			

- a - Won 2-1 over Jamestown in New York-Penn League Division Series; Trained 0-1 to Brooklyn in New York-Penn League Championship Series when season was halted and teams were co-champs.
- b - Won 2-0 over Delmarva in South Atlantic League Division Series; Won 3-2 over Columbus in South Atlantic League Championship.
- c - Lost 2-1 to Rome in South Atlantic League Division Series.
- d - Won 3-0 over Erie in Eastern League Division Series; Lost 3-0 to New Hampshire in Eastern League Championship Series.
- e - Lost 3-2 to Akron in Eastern League Division Series.
- f - Lost 3-0 to Richmond in Eastern League Division Series.



CALLIX CRABBE

S BATS **R** THROWS
5'7" **185**_{lbs}
 HEIGHT WEIGHT
37
 OPENING DAY AGE

BORN • February 14, 1983 in St. Thomas, Virgin Islands

RESIDES • Brandon, FL

TENURE • Is in his second season as Rangers assistant hitting coach... named to the Major League staff on December 4, 2018.

ASST. HITTING #99

SECOND YEAR: Callix Crabbe (pronounced KAY-licks crab) will be in his second season as the club's assistant hitting coach...in 2019, aided an offense that ranked among A.L. leaders in doubles (4th, 296), runs (6th, 810), and extra-base hits (6th, 543)...this marks his first professional coaching position after spending six years as a baseball instructor and coach at IMG Academy in Bradenton, Florida...was formally hired on December 4, 2018...the former switch-hitter saw a 10-year professional playing career end in 2011, a span which included 21 Major League games with the Padres in 2008.

COACHING HISTORY: Spent four years from 2012-15 as head varsity baseball coach and instructor at the IMG Academy in Bradenton, Florida...also had his own consulting company that he founded in the Tampa Bay area in 2015, Crabbeology Sports Development, providing instruction in hitting, defense, base running, bunting, game strategy, personal development, and physical conditioning.

PLAYING CAREER: Moved into coaching after a 10-season pro playing career in the Milwaukee, San Diego, Seattle, and Toronto organizations...in his minors career, had nearly as many walks (518) as strikeouts (530), while compiling a .358 OBP over 10 seasons...while with Triple-A Tacoma in Seattle system in 2009, played 2nd base for bulk of the year while serving as double play partner for shortstop Chris Woodward in the early part of the campaign.

Signed with the Brewers after being selected in the 12th round of the 2002 June draft, and ranked among Pioneer League

leaders in steals (2nd, 22) and batting (6th, .328) that summer with Ogden...in his first full season with Beloit (A) in 2003, played 2nd base alongside regular 1st baseman and Midwest League MVP Prince Fielder...outfielder Tony Gwynn Jr. was also on that squad...was named best defensive 2nd baseman in California League while with High Desert (High-A) in 2004, year in which he was selected a league All-Star by *Baseball America* while ranking among circuit leaders in triples (2nd, 11), hits (5th, 157), and steals (5th, 34)...honored with community award for his outreach while with Nashville in 2007...was left unprotected following that season and was selected by San Diego in the 2007 Rule 5 Draft.

Made Padres Opening Day roster in 2008 and batted .176 (6-34) over 21 games in his lone MLB action before he was designated for assignment on May 12 and returned to the Brewers organization on May 16...made ML debut as pinch-hitter on April 3 vs. Houston, and 1st hit was an infield single off Brad Hennessey in the 10th inning on April 8 at San Francisco...in one of his 6 starts on May 4 at Florida, had a single and 2 walks...final game was May 8 at Atlanta.

PERSONAL/AMATEUR: Callix Sadeaq Crabbe...resides in Tampa, Fla., with his wife, Amanda, daughter Alana (9) and son Calyx (6)...was born in St. Thomas, U.S. Virgin Islands and moved to Georgia at age 15...selected by Atlanta in the 32nd round of the 2000 June draft out of Stone Mountain (GA) High School, but did not sign...was drafted by the Brewers out of State College of Florida, Manatee-Sarasota, after spending his freshman season at Young Harris (Ga.) College.

MAJOR LEAGUE CAREER PLAYING RECORD

YEAR	CLUB	AVG	G	AB	R	H	TB	3B	HR	RBI	SH	SF	BB-I	SO	SB	CS	HP	GDP	OBP	SLG
2008	San Diego	.176	21	34	4	6	7	1	0	0	2	0	4-0	6	1	0	1	0	.282	.206

- 1- Selected by Atlanta in the 32nd round of the 2000 June draft...did not sign.
- 2- Selected by Milwaukee in the 12th round of the 2002 June draft...signed on June 10, 2002.
- 3- Acquired by San Diego from Milwaukee in the 2007 Rule 5 Draft on Dec. 6, 2007.
- 4- Returned by San Diego to Milwaukee on May 16, 2008.
- 5- Granted free agency on Nov. 3, 2008...signed with Seattle on Dec. 4, 2008.
- 6- Granted free agency on Nov. 9, 2009...signed with Toronto on Jan. 5, 2010.
- 7- Granted free agency on Nov. 2, 2011.

FRONT OFFICE

CRABBE

PLAYERS

2019 REVIEW

OPPONENTS

RECORDS

DEVELOPMENT

MEDIA

DOUG MATHIS



R
BATS

R
THROWS

6'3"
HEIGHT

230^{lbs}
WEIGHT

36
OPENING DAY AGE

BORN • June 7, 1983 in Maryvale, AZ

RESIDES • Peoria, AZ

TENURE • Is in his first season as Rangers bullpen coach... named to the Major League staff on January 2, 2020.

BULLPEN #64

FRONT OFFICE

MATHIS

PLAYERS

2019 REVIEW

OPPONENTS

RECORDS

DEVELOPMENT

MEDIA

FAMILIAR FACE: Doug Mathis was named the club's new bullpen coach on January 2, filling the spot on the staff that was vacated when Oscar Marin was hired as pitching coach of the Pittsburgh Pirates...the former Rangers pitcher returns to the Texas organization for his first coaching position at the big league level.

COACHING CAREER: Moved to the coaching ranks in 2017 following an 11-year professional career as a pitcher...served as pitching coach at Triple-A Buffalo in the Toronto organization in 2019, his third season as a coach...spent two years (2017-18) as pitching coach for the Class A Clinton Lumberkings in the Seattle organization...did not pitch at Clinton during his playing career when it was a Rangers affiliate (2003-08), but coached there for two years.

PLAYING CAREER: Had an 11-year professional career from 2005-15 that included stints in Japan, South Korea, and Taiwan...was originally signed by the Rangers after being selected in the 13th round of the 2005 June draft, and he spent his entire big league career with Texas, going 3-3 with a 4.84 ERA over 45 games/6 starts from 2008-10...made his lone Opening Day roster for the eventual American League champs in 2010, as he had four stints with the big league club that year...with a scoreless 10th inning in the Rangers' 13-12 victory on 5/12/08 vs. SEA, became the first pitcher in Washington/Texas


history with a relief win in his MLB debut...opened his ML career with a streak of 22.0 scoreless innings in relief (excluding games as a starter), the longest such span in franchise history...was named a Texas League All-Star at Frisco (AA) in 2007, where he was part of a rotation that included Armando Galarraga, Luis Mendoza, Eric Hurley, and - for a period from May through July - a 23-year-old Edinson Volquez...also had 201 games/164 starts in his minor league career...pitched in Rangers, Giants, A's, Red Sox, Pirates, and Rays organizations as a professional...also pitched for Samsung in Korea's KBO league in 2011, and for Chiba Lotte in Japan's NPB circuit in 2012...finished his career with the Uni-President 7-Eleven Lions in Taiwan's CPBL in 2015.

PERSONAL/AMATEUR: Douglas Alan Mathis...Doug and his wife, the former Stephanie Russell (m. 1/8/11), reside in Peoria, AZ with their two sons, Conor (5/21/13) and Trevor (8/2/15)...drafted by Texas out of the University of Missouri and signed by Mike Grouse, who is currently a Rangers pro scout...was 5-4, 3.27 in 21 games/11 starts for the Tigers in 2005...also attended Central Arizona College, going 13-3 with a 1.35 ERA in 18 games...named to All-Conference First Team and All-Region First Team in 2004...was a NJCAA Academic All-American in 2004...was drafted three times as an amateur: in 2002 (by LAD in 34th round), 2003 (by SEA in 31st round), and 2005 (by TEX in 13th round)...graduated from Show Low (AZ) High School in 2001.

MAJOR LEAGUE CAREER PLAYING RECORD

YEAR CLUB	W-L	ERA	G	GS	CG	SHO	SV	IP	H	R	ER	HR	HB	BB	SO	WP	BK
2008 Texas	2-1	6.85	8	4	0	0	0	22.1	37	20	17	3	0	14-2	9	1	0
2009 Texas	0-1	3.16	24	2	0	0	1	42.2	39	17	15	4	2	10-0	25	0	0
2010 Texas	1-1	6.04	13	0	0	0	0	22.1	30	15	15	7	0	11-0	10	0	0
MAJOR TOTALS	3-3	4.84	45	6	0	0	1	87.1	106	52	47	14	235-2	44	1	0	

- 1- Selected by Los Angeles-NL in the 34th round of the 2002 June draft...did not sign.
- 2- Selected by Seattle in the 31st round of the 2003 June draft...did not sign.
- 3- Selected by Texas in the 13th round of the 2005 June draft...signed on June 15, 2005 by Mike Grouse.
- 4- Signed by Texas as a free agent on Dec. 15, 2008.



HÉCTOR ORTIZ

R
BATS

R
THROWS

6'0"
HEIGHT

190^{lbs}
WEIGHT

50
OPENING DAY AGE

BORN - October 14, 1969 in Rio Piedras, PR

RESIDES - Peoria, AZ

TENURE - Is in his fifth overall season as Rangers first base coach, his sixth season on the big league staff, and his 15th season overall with the Texas organization...named to the Major League staff on October 31, 2014.

1B COACH #4

WITH THE RANGERS: Ortiz is in his 15th season in the Texas organization, and he joins Tony Beasley as the longest-tenured members of the Major League coaching staff (both entering 6th season)...has been first base coach for four of the past five seasons (2015-17, 2019), and spent the 2018 campaign as club's bullpen coach...spent the 2019-20 offseason managing an expansion team - Atenienses Manatí - during its inaugural year in Puerto Rican Winter League...before he was officially named to the staff, the former big league catcher spent extended stints with the Major League club while working in the Rangers farm system.

WAY BACK TEXAS: Following his retirement as a player after the 2005 campaign, spent nine seasons as a coach in the Texas system, including years as a manager at Hickory (2009) and the Arizona League Rangers (2011)...served final four years as club's minor league catching coordinator (2011-14), also assisting the big league club throughout Spring Training and the regular season...spent time as manager for the Arizona League Rangers (2011), club that posted circuit's second-best record en route to a playoff appearance...served as manager (2009) and hitting coach (2010) at Low-A Hickory after time as hitting coach at Rookie-level Spokane (2006-08)...also managed Ponce Leonés in the Puerto Rican Winter League after the 2012

season and in 2014 served as bench coach for the Caguas Criollos in his native country.

PLAYING CAREER: Played 18 professional seasons from 1988-2005, a career which included 93 Major League games with Kansas City (1998, 2000-01) and Texas (2002), as well as appearances for 14 different minor league clubs...had a .288 average with one homer and 18 RBI in MLB, and his lone homer came in Arlington on 5/9/02 vs. Chicago-AL (off Todd Ritchie)... had an RBI single in final ML plate appearance on 5/15/02 at Chicago-AL...in 2000, each of his first 6 career games in which he had hits were all multi-hit contests...first 3 career hits came on 7/22/00 at Detroit (G2), including a pair of doubles...was on Royals' Opening Day roster in 2001, when he set career highs in most categories...was career 5-for-6 vs. Hideo Nomo, his most hits against any pitcher.

PERSONAL/AMATEUR: Héctor Ortiz...wife is the former Elaine Mortera...Héctor has three children: sons Christian (18) and Logan (5), and daughter Izabelle Rian (16)...played collegiately at Paris (TX) Junior College and Ranger (TX) College, which was his school when selected in the 35th round of the 1988 June draft by Los Angeles-NL...attended Luis Hernaiz Verone HS in Canovanas, Puerto Rico.

RECORD AS MANAGER

YEAR	CLUB	LEAGUE	- FIRST HALF/FULL SEASON -			- SECOND HALF -		
			W	L	FINISH	W	L	FINISH
2009	Hickory	South Atlantic/A-	33	36	5th	30	40	6th
2011	Arizona Rangers	Arizona/Rookie	38	18	a-1st			
MINOR LEAGUE TOTALS			101	94	.518			


a - Lost to Dodgers (3-2) in Arizona League Semifinal Game.

MAJOR LEAGUE CAREER PLAYING RECORD

YEAR	CLUB	AVG	G	AB	R	H	TB	2B	3B	HR	RBI	SH	SF	BB-I	SO	SB	CS	HP	GDP	OBP	SLG
1998	Kansas City—1,2	.000	4	4	1	0	0	0	0	0	0	0	0	0-0	0	0	0	0	0	.000	.000
2000	Kansas City—3	.386	26	88	15	34	40	6	0	0	5	2	0	8-1	8	0	0	1	0	.443	.455
2001	Kansas City	.247	56	154	12	38	46	6	1	0	11	2	0	9-0	24	1	3	1	5	.293	.299
2002	Texas—4,5	.214	7	14	1	3	7	1	0	1	2	0	0	1-0	1	0	0	0	1	.267	.500
MAJOR TOTALS		.288	93	260	29	75	93	13	1	1	18	4	0	18-1	33	1	3	2	6	.339	.358

- 1- Selected by Los Angeles-NL in the 35th round of the 1988 June draft...signed on June 14, 1988.
- 2- Signed by Kansas City as a free agent on January 29, 1997.
- 3- Signed by Kansas City as a free agent on November 30, 1999.
- 4- Acquired by Texas from Kansas City in exchange for cash considerations on April 26, 2002.
- 5- Released by Texas on July 12, 2002.

LUIS ORTIZ



HITTING #18

R
BATS

R
THROWS

6'0"
HEIGHT

190^{lbs}
WEIGHT

49
OPENING DAY AGE

BORN • May 25, 1970 in Santo Domingo, Dominican Republic

RESIDES • North Richland Hills, TX

TENURE • Is in his second season as Rangers hitting coach... named to the Major League staff on November 14, 2018.

FRONT OFFICE

L. ORTIZ

PLAYERS

2019 REVIEW

OPPONENTS

RECORDS

DEVELOPMENT

MEDIA

LOOKING BACK: In 2019, Texas batters ranked among A.L. leaders in doubles (4th, 296), runs (6th, 810), and extra-base hits (6th, 543), also finishing third in MLB by averaging 4.03 pitches per plate appearance...the team's .270 batting average with runners in scoring position ranked fourth in the A.L., and marked a 27-point increase over 2018 (.243)...Texas was shut out just six times in 2019, tied for the fifth-lowest total in MLB.

FEELING AT HOME: Luis is entering his second season as Major League hitting coach after being hired on November 14, 2018...previously spent five years in player development in the Texas organization from 2008-12...has made his home in North Richland Hills in the DFW area for many years, as he owned a baseball academy in suburban Keller prior to joining the professional ranks...before he became a professional coach, produced many books and videos on hitting instruction...his 14-year pro playing career included Major League stints with the Red Sox (1993-94) and Rangers (1995-96).

SINCE YOU'VE BEEN GONE: In 2018, served one year with the Dodgers big league staff as assistant hitting coach, where he was on the same staff as current Rangers manager Chris Woodward...along with LA hitting coach Turner Ward, Ortiz assisted a team whose offense led the National League in runs, home runs, walks, total bases, and slugging en route to a second straight N.L. pennant in 2018...previously had a stint as the Padres field and hitting coordinator (2015-17), and also served as assistant field coordinator and cultural development coordinator in the Cleveland Indians player development system (2013-14).

TEXAS HISTORY: Had various roles as a hitting instructor in Rangers' farm system at Spokane (2008), as Roving Hitting Instructor (2009-11), and Assistant Hitting Coordinator (2012)...was part of same minor league coordinator staff as Jayce Tingler and Héctor Ortiz during his first stint with Texas, and Oscar Marin was also a coach for the club's Arizona League squad at that time.

MAJOR LEAGUE CAREER PLAYING RECORD


YEAR	CLUB	AVG	G	AB	R	H	TB	2B	3B	HR	RBI	SH	SF	BB-1	SO	SB	CS	HP	GDP	OBP	SLG
1993	Boston	.250	9	12	0	3	3	0	0	0	1	0	0	0-0	2	0	0	0	0	.250	.250
1994	Boston	.167	7	18	3	3	5	2	0	0	6	1	3	1-0	5	0	0	0	0	.182	.278
1995	Texas	.231	41	108	10	25	37	5	2	1	18	0	1	6-0	18	0	1	0	7	.270	.343
1996	Texas	.286	3	7	1	2	7	0	1	1	1	0	0	0-0	1	0	0	0	0	.286	1.000
MAJOR TOTALS		.228	60	145	14	33	52	7	3	2	26	1	4	7-0	26	0	1	0	7	.256	.359

- 1- Selected by Boston in the 8th round of the 1991 June draft...signed on June 18, 1991.
- 2- Acquired by Texas from Boston along with OF Otis Nixon in exchange for OF Jose Canseco on Dec. 9, 1994.
- 3- Released by Texas on Nov. 19, 1996.
- 4- Signed by Texas as a free agent and contract sold to Yakult Swallows of Japan's Nippon Professional Baseball on Dec. 10, 1996.

PLAYING CAREER: Originally selected by Boston in the eighth round of the 1991 June draft, Ortiz sustained a 14-year playing career, including Major League stints with the Red Sox (1993-94) and Rangers (1995-96)...compiled a career .296 batting average and .791 OPS figure over 14 minor league seasons...his MLB debut came against the Rangers on Aug. 31, 1993 at Fenway Park, going 2-for-3 in a start at 3rd base and driving in the Sox' only run that night against Kenny Rogers, who posted a complete game in winning a sixth consecutive start...first hit was an RBI single to left field...Ortiz was traded to Texas on Dec. 9, 1994, along with Otis Nixon, in exchange for Jose Canseco...set MLB career highs in most categories with Texas in 1995, hitting first Major League home run in his Rangers debut on June 4, 1995 against Minnesota in Arlington (off Eddie Guardado)...homered and tripled in final ML game on Sept. 28, 1996 vs. California, which was season finale after Texas had clinched a division title the previous night...spent most of 1997 season with Yakult Swallows in Japan's Nippon Professional Baseball, and played in the minors from 1997-2004 with the Texas, Kansas City, Milwaukee, Arizona, Montreal and St. Louis organizations.

AMATEUR: Ortiz was an All-American standout at Union University (Jackson, TN) from 1988-91 and posted a career .911 slugging percentage to set an NAIA record...in 2003, Ortiz returned to Union and became the first Dominican-born Major Leaguer to earn his college degree...majored in physical education and had a minor in marketing...inducted into Union University's Sports Hall of Fame in 2007.

PERSONAL: Luis Alberto Ortiz...he and his wife, Susan, have four daughters: Gabriela (8/24/93), Naomi (2/13/95), Samantha (1/15/97) and Moriah (4/20/00)...Moriah plays softball at Abilene Christian University...this past offseason, participated in Rangers' hospital visits in Dallas and Fort Worth, as well as team's Toy Drive and Winter Caravan.



COREY RAGSDALE

R
BATS

R
THROWS

6'4"
HEIGHT

200^{lbs}
WEIGHT

37
OPENING DAY AGE

BORN • November 10, 1982 in Jonesboro, AR

RESIDES • DuBois, PA

TENURE • Is in his first season as Rangers Major League field coordinator, his 11th season as a coach in the Texas organization... named to the Major League staff on December 5, 2019.

MAJOR LEAGUE FIELD COORDNIATOR #43

IN THE SHOW: Ragsdale is in his first season as the Rangers' Major League Field Coordinator, his first position on a big league staff after being named to the role on December 5...he filled the spot on the staff that was vacated when Jayce Tingler became Manager of the San Diego Padres... in his role, will be responsible for infielders and baserunning, as well as configuring various individual player plans...has spent 10 seasons in player development with the Rangers, including the past four as Field Coordinator.

HAVE A YEAR: In 2019, Ragsdale held a dual role of Manager for the Down East Wood Ducks (High-A) while also serving as Field Coordinator for the Rangers' player development system... he was selected as the lone winner of *Baseball America's* 2019 minor league Manager of the Year Award for the 87-win Wood Ducks, along with taking home Carolina League Manager of the Year honors...he became the first-ever Rangers staff member to be honored with the BA award, which began in 1989...Down East's 87 wins matched the second-highest total ever by a Texas farm team, as the club led all of Minor League Baseball in wins (50) and win percentage (.714) over the season's first half.

COACHING CAREER: Ragsdale has spent 10 seasons in player development with the Rangers, including four years (2016-19) as Field Coordinator...he owns a career 324-231 (.584) record in five seasons as a minor league manager (2012-15, 2019), finishing every campaign with a winning record...the Arkansas native was named the organization's Bobby Jones Player Development Man of the Year in 2015 after leading Low-A

Hickory to the organization's first-ever South Atlantic League championship...the former Texas farmhand was the Hickory manager for three seasons (2013-15) and is a member of the club's Hall of Fame...in his managerial debut in 2012, Ragsdale led a Arizona League Rangers club that featured several top prospects, including Joey Gallo and Nomar Mazara, to an Arizona League title...he spent the 2011 campaign as a coach on the Hickory staff and made his professional coaching debut on Tingler's staff with the AZL Rangers in 2010.

PLAYING CAREER: Ragsdale's playing career spanned nine seasons from 2001-09 and concluded with two seasons in the Texas farm system...originally selected by New York-NL in the second round of the 2001 June draft, he spent seven seasons in the Mets organization before signing with Texas as a minor league free agent prior to the 2008 campaign...Ragsdale began his career as a middle infielder, batting .207 with 95 doubles, 32 triples, 49 home runs, and 250 RBI over 762 career games...he began pitching in 2007, going 4-2 with a 2.83 ERA (15 ER/47.2 IP), 41 strikeouts, and 2 saves over 30 career relief appearances...he split the 2008 campaign between Spokane and Frisco before logging time with both the Arizona League Rangers and Hickory in 2009.

PERSONAL/AMATEUR: William Corey Ragsdale... he and wife Kristy have two children: Brayden (13) and Rylee (3)...a highly-regarded athlete in his amateur days at Nettleton High School in Jonesboro (AR), he played baseball and basketball.

RECORD AS MANAGER

YEAR	CLUB	LEAGUE	- FIRST HALF/FULL SEASON -			- SECOND HALF -		
			W	L	FINISH	W	L	FINISH
2012	AZL Rangers	AZL/R	34	22	a-1st			
2013	Hickory	South Atlantic/A	38	31	2nd	37	32	3rd
2014	Hickory	South Atlantic/A	41	28	3rd	39	31	3rd
2015	Hickory	South Atlantic/A	44	24	b-1st	37	33	4th
2019	Down East	Carolina/A+	50	20	c-1st	37	32	2nd
MINOR LEAGUE TOTALS			287	199	.591			

a - Defeated AZL Dodgers in Semifinals, Defeated AZL Athletics in Championship.
 b- Defeated West Virginia, 2-1, in Semifinals, Defeated Asheville, 3-0, in Championship.
 c- Lost to Fayetteville, 3-2, in Semifinals.



PITCHING #64

JULIO RANGEL

R
BATS

6'3"
HEIGHT

44
OPENING DAY AGE

R
THROWS

200^{lbs}
WEIGHT

BORN • September 28, 1975 in Panama City, Panama

RESIDES • Clearwater, FL

TENURE • Is in his second season as Rangers pitching coach... named to the Major League staff on November 16, 2018.

SECOND YEAR: Rangel (pronounced rahn-HEL) was hired as pitching coach on November 16, 2018, and will be in his second season as a Major League coach...in 2019, Texas pitchers set a franchise record by posting 1379 strikeouts...the 44-year-old Panama native was hired by Texas after 12 years of experience as a pitching instructor and coordinator at the minor league level with the San Francisco Giants and Cleveland Indians.

SAN FRANCISCO: Served as the minor league pitching coordinator in his lone season with San Francisco in 2018, a position in which he worked closely with then-VP of player development David Bell, the current manager of the Cincinnati Reds.

CLEVELAND: Worked in both pitching instruction and off-field education with the Cleveland Indians from 2007-17...his minor league roles there included time as Assistant Field Coordinator (2016-17), Lower Level Pitching Coordinator (2011-15), Mental Skills Coordinator (2009-10), and Cultural Development

Coordinator (2007-08)...served as an interim pitching coach with Triple-A Columbus in the Cleveland system in 2012...while with the Tribe, Rangel implemented player development initiatives at the Indians' new Dominican academy and oversaw the player development and day-to-day operations of the academy...served as a coach for the Tampa Yankees in 2001.

PLAYING CAREER: Signed by the Yankees as a 17-year-old in 1993 and spent his entire seven-year professional career in the Yankees farm system...reached as high as Double-A during his last season with the Yankees in 2000...Rangel also appeared in 2 games with Berkshire in the independent Northern League in 2002.

PERSONAL: Julio Cesar Rangel...resides with wife Vanessa, daughter Alexa (15), and son JC (13) in Clearwater, Fla...played for Latin America in the 1988 Little League World Series as a 3rd baseman...spent time in banking during a hiatus from the game from 2002-06.



BRETT HAYES

COORDINATOR, RUN PREVENTION

Brett Hayes begins his third season with the club and second as Coordinator of Run Prevention after a 13-year playing career. In this role, he writes comprehensive advance scouting reports on each upcoming opponent with a focus on run prevention. Brett also has a role in communicating the information he generates, helping players and staff more easily digest and implement the reports.

Hayes, 36, played for the Rangers' Triple-A Round Rock affiliate in 2017, ending a 13-year professional career in the Florida/Miami, Kansas City, Cleveland, Arizona, Chicago-AL, and Texas organizations. He appeared in 189 Major League games with the Marlins (2009-12), Royals (2013-14), and Indians (2015). Hayes was originally selected by the Marlins in the 2nd round of the 2005 June draft. The Sherman Oaks, Calif. native played at the University of Nevada-Reno.

Brett and his wife, Elly, have two daughters, Camden and Jordan, and reside in Lewisville.



ALEX BURG

COORDINATOR, RUN PRODUCTION

Alex Burg is in his second season as Coordinator, Run Production after he was hired on Dec. 17, 2018. In this role, he writes comprehensive advance scouting reports on each upcoming opponent with a focus on run production. Alex takes part in communicating the information he generates, helping players and staff more easily digest and implement the reports.

This is Burg's first coaching position since retiring from a nine-year pro playing career, a span which included two seasons in the Texas system in 2015-16. Originally selected by the Giants in the 24th round of the 2009 June draft, he saw action in the San Francisco (2010-12), Miami (2013-14), Texas (2015-16), and Los Angeles-NL (2018) organizations, as well as one season with Long Island (2017) in the independent Atlantic League.

Burg was drafted out of Washington State University, where he batted a team-high .346 as a senior in 2009 while leading the Cougars to the NCAA Tournament for the first time since 1990. He also attended Clemson University and played in 47 games as a freshman and sophomore for the Tigers. Burg was the Washington State Player of the Year at Mount Rainier High School as a senior in 2005.

The Des Moines, Wash. native resides in Dallas.



DON WAKAMATSU

R
BATS

6'2"
HEIGHT

57
OPENING DAY AGE

R
THROWS

210^{lbs}
WEIGHT

BORN • February 22, 1963 in Hood River, OR

RESIDES • Keller, TX

TENURE • Is in his third season as Rangers bench coach, and this is his second stint on the Major League staff...named to the Major League staff on November 6, 2017.

BENCH #22

STAND BY ME: Don was hired as Rangers bench coach on November 6, 2017, as he will be in the third year of his second stint on the club's coaching staff...served as Rangers interim manager for final 10 games in 2018, with team going 3-7 after his appointment on Sept. 21...the former Seattle Mariners manager spent five seasons on the Texas staff as bench coach (2003-06) and third base coach (2007), and he has served on the staff for each of the Rangers' last four full-time managers (Showalter/Washington/Banister/Woodward)...resides in Keller in the offseason.

COACHING CAREER: Was manager for the Seattle Mariners from start of 2009 until Aug. 9, 2010...managed Chris Woodward while the pair were both with the Mariners in 2009...became the first Asian American to be named manager of an MLB club...before re-joining Rangers staff, spent four years (2014-17) as Kansas City's bench coach, as he was at Ned Yost's side for the Royals' back-to-back World Series runs in 2014-15, including the second championship in franchise history in 2015...was Yankees special assignment scout in 2013 and had stints as bench coach at Oakland (2008) and Toronto (2011-12).

Owns a career 215-248 record (.464) as a minor league manager...before joining the Rangers' staff for the 2003 season, spent three years in the LA Angels organization as minor league coordinator and roving catcher instructor (2001-02) as well as manager at AA Erie (2000)...managed in the Arizona Diamondbacks system from 1997-99, piloting AA El Paso (1999) and High Desert (1998), landing Cal League Manager of the Year honors in 1998 after the Mavericks won their division in the second half...began 1997 as a minor league coach before taking the reins for Peoria in the Arizona League in July...he was a player-coach for two years at Canton-Akron (1995) in the CLE organization and Port City (1996) in the SEA system.

PLAYING CAREER: Caught for 12 years with 7 organizations from 1985-96...originally selected by the Cincinnati Reds in the 11th round of the 1985 June draft...went to Rangers Major League spring training camp in 1994 as a non-roster invitee...played in just one game at Oklahoma before re-injuring right

elbow and missing rest of season...had a .330 composite average at Los Angeles' Albuquerque club in 1992-93...had surgery in July, 1993 to repair partial tear of ligament in right elbow...backup catcher to Mike Piazza in 1992...began 1991 at Vancouver before promotion to Chicago White Sox on 5/20...had first hit (2nd PA) in Major League debut on 5/22/91 at California, a single to RF off Scott Lewis at the Big A...all 9 starts behind the plate came with knuckleballer Charlie Hough on the mound...returned to Vancouver on 7/3, then rejoined Chicago on 9/3...topped Southern League catchers in fielding (.990) at Birmingham in final year in Cincinnati system in 1989...tied for Midwest League lead in best percentage for throwing out baserunners at Cedar Rapids in 1987...led Pioneer League catchers in fielding (.998) and total chances (416) at Billings in 1985.

AMATEUR: Caught for 4 years at Arizona State University...earned All-Pac 10 Conference honors in each of final 3 seasons and was team captain in 1985...lettered in baseball, basketball and football at Hayward (CA) HS and graduated 1981...earned all-league honors in baseball and football...also played in Babe Ruth and American Legion programs.

COMMUNITY: Donates off-the-field time and energy to The WakWay Foundation, which impacts hunger issues by leading innovative food solutions to change the lives of inner-city children and their families...has also been active in Rangers community efforts...this past offseason, participated in Rangers' hospital visits in Dallas and Fort Worth, as well as team's Toy Drive, Winter Caravan, and Amateur Coaches Clinic.

PERSONAL: Don and his wife, the former Laura Mullin, were married on 9/23/89 and have 3 children: Jake (5/18/92), Luke (10/10/96) and Jadyn (10/11/98)...family resides in Keller and all three children attended Keller High School...Jake played in the Royals system after playing college ball at Arizona State and Arizona Christian...Luke was selected by Cleveland in the 20th round of the 2015 June draft and spent the bulk of 2019 with High-A Lynchburg.

RECORDED AS MANAGER

YEAR	CLUB	LEAGUE	W	L	PCT.	FINISH	POSTSEASON
2009	Seattle	American	85	77	.525	3rd	
2010	Seattle	American	42	70	.375	4th	
2018	Texas	American	3	7	.300	5th	
MAJOR LEAGUE TOTALS			130	154	.458		

YEAR	CLUB	LEAGUE	- FIRST HALF/FULL SEASON -			- SECOND HALF -		
			W	L	FINISH	W	L	FINISH
1997	Peoria	Arizona	22	20	4th			
1998	High Desert	California	38	32	3rd	44	26	a-1st
1999	El Paso	Texas	34	34	3rd	30	42	4th
2000	Erie	Eastern	47	94	6th			
MINOR LEAGUE TOTALS			215	248	.464			

a - Defeated Lancaster 2-0 in semifinals...Lost to San Jose in Valley Division championship series.

WAKAMATSU'S MAJOR LEAGUE CAREER PLAYING RECORD

YEAR CLUB	AVG	G	AB	R	H	TB	2B	3B	HR	RBI	SH	SF	BB-I	SO	SB	CS	HP	GDP	OBP	SLG
1991 Chicago-AL	.226	18	31	2	7	7	0	0	0	0	0	0	1-0	6	0	0	0	0	.250	.226

- 1- Selected by New York-AL in the 51st round of the 1984 June draft...did not sign.
- 2- Selected by Cincinnati in the 11th round of the 1985 June draft...signed by Edwin Howsam on June 7, 1985.
- 3- Released by Cincinnati on March 29, 1989...signed as a free agent by Chicago-AL on April 4, 1989.
- 4- Granted free agency on Dec. 7, 1991...signed as a free agent by Los Angeles-NL on Dec. 10, 1991.
- 5- Granted free agency on Oct. 8, 1993...signed as a free agent by Texas on Oct. 29, 1993.

FRONT OFFICE

COACHES

PLAYERS

2019 REVIEW

OPPONENTS

RECORDS

DEVELOPMENT

MEDIA

COACHING STAFF HISTORIES

BEASLEY'S CAREER COACHING RECORD

YEAR(S)	POSITION	TEAM
1998	Player/coach	Carolina (Pirates High-A)
1999	Hitting coach	Bradenton (Pirates Rookie)
2000	Hitting coach	Lynchburg (Pirates High-A)
2001	Manager	Williamsport (Pirates Rookie)
2002-03	Manager	Hickory (Pirates Low-A)
2004-05	Manager	Altoona (Pirates Double-A)
2006	Third base coach	Washington Nationals
2007	Minors infield coordinator	Pittsburgh Pirates
2008-10	Third base coach	Pittsburgh Pirates
2011	Manager	Harrisburg (Nationals Double-A)
2012-13	Manager	Syracuse (Nationals Triple-A)
2014	Minors co-field coordinator	Washington Nationals
2015-19	Third base coach	Texas Rangers

CRABBE'S CAREER COACHING RECORD

YEAR(S)	POSITION	TEAM
2012-15	Head coach/instructor	IMG Academy (Private)
2019	Asst. hitting coach	Texas Rangers

MATHIS' CAREER COACHING RECORD

YEAR(S)	POSITION	TEAM
2017-18	Pitching coach	Clinton (Mariners A)
2019	Pitching coach	Buffalo (Blue Jays Triple-A)

HÉCTOR ORTIZ'S CAREER COACHING RECORD

YEAR(S)	POSITION	TEAM
2006-08	Hitting coach	Spokane (Rangers Rookie)
2009	Manager	Hickory (Rangers Low-A)
2010	Hitting coach	Hickory (Rangers Low-A)
2011	Manager	Arizona (Rangers Rookie)
2011-14	Minors catching coordinator	Texas Rangers
2015-17	First base coach	Texas Rangers
2018	Bullpen coach	Texas Rangers
2019	First base coach	Texas Rangers

LUIS ORTIZ'S CAREER COACHING RECORD

YEAR(S)	POSITION	TEAM
2008	Hitting coach	Spokane (Rangers Rookie)
2009-11	Minors rowing hitting instructor	Texas Rangers
2012	Minors asst. hitting coord.	Texas Rangers
2013-14	Minors asst. field coord./ cultural development coord.	Cleveland Indians
2015-17	Minors field/hitting coord.	San Diego Padres
2018	Asst. hitting coach	Los Angeles Dodgers
2019	Hitting coach	Texas Rangers

RAGSDALE'S CAREER COACHING RECORD

YEAR(S)	POSITION	TEAM
2010	Coach	Arizona (Rangers Rookie)
2011	Coach	Hickory (Rangers Low-A)
2012	Manager	Arizona (Rangers Rookie)
2013-15	Manager	Hickory (Rangers Low-A)
2016-18	Minors field coordinator	Texas Rangers
2019	Manager/field coordinator	Down East (Rangers High-A)

RANGEL'S CAREER COACHING RECORD

YEAR(S)	POSITION	TEAM
2001	Coach	Tampa Yankees (Yankees High-A)
2007-08	Minors cultural dev. coord.	Cleveland Indians
2009-10	Minors mental skills coord.	Cleveland Indians
2011-15	Minors lower level pit. coord.	Cleveland Indians
2016-17	Minors asst. field coordinator	Cleveland Indians
2018	Minors pitching coordinator	San Francisco Giants
2019	Pitching coach	Texas Rangers

WAKAMATSU'S CAREER COACHING RECORD

YEAR(S)	POSITION	TEAM
1995	Player/coach	Canton-Akron (Indians AA)
1996	Player/coach	Port City (Mariners AA)
1997	Manager	Peoria (D-backs AZL)
1998	Manager	High Desert (D-backs High-A)
1999	Manager	El Paso (D-backs Double-A)
2000	Manager	Erie (Angels Double-A)
2001-02	Minor League coordinator	Anaheim Angels
2003-06	Bench coach	Texas Rangers
2007	Third base coach	Texas Rangers
2008	Bench coach	Oakland Athletics
2009-10	Manager	Seattle Mariners
2011-12	Bench coach	Toronto Blue Jays
2014-17	Bench coach	Kansas City Royals
2018-19	Bench coach/Interim Mgr.	Texas Rangers


DR. KEITH MEISTER
TEAM PHYSICIAN

Dr. Keith Meister is now in his 17th season as Texas Rangers Head Team Physician. He was first recruited to the club after working for 11 years as Associate Professor of orthopedics and team physician at the University of Florida. He was the team physician for the MLB All-Star trip to Japan in November 2018.

He earned his combined BA/MD degree and completed his orthopedic surgery training at Boston University in 1991. He finished the last of his multiple fellowships in Sports Medicine in 1993 at the Alabama Sports Medicine Institute in Birmingham, Ala., followed by a knee surgery fellowship at the RNOH in London, England prior to beginning practice.

Dr. Meister maintains his private practice at the TMI Sports Medicine and Orthopedic Center, a 21,000 square foot orthopedic and sports medicine complex which opened in Arlington in the spring of 2015 and expanded to an office in Frisco in 2018.


DR. DAVID S. HUNTER
TEAM PHYSICIAN, INTERNAL MEDICINE

David S. Hunter, M.D. enters his 38th season as a team physician for the Texas Rangers. Dr. Hunter has practiced in Arlington since 1980. He is a graduate of Midwestern State University and received his M.D. from the University of Texas Medical Branch in Galveston. He remained at UTMB for his internal medicine training and is Board Certified by the American Board of Internal Medicine.

Hunter began private practice in 1980. He's a founding partner of USMD and continues there as a busy primary care Internist. He has served in many capacities at Arlington hospitals including Chief of Medicine, Medical Staff President and Governing Body member. He has also served as the chairman of the Emergency Services committee for the City of Arlington. He recently began a term on the University of Texas Medical Branch's Advisory Board.

Dr. Hunter has three sons: Matt (31) is a pilot for Spirit Airlines, Trent (29) is a financial consultant for a medical software company, and Colton (26) is attending college in Lubbock. He enjoys tennis and bicycling and is an avid wildlife/landscape photographer.


DR. SHANE SEROYER
ASSISTANT TEAM PHYSICIAN

Dr. Shane Seroyer joined the staff of TMI Sports Medicine and Orthopedics in August of 2009. A former baseball player himself at the University of Florida, he completed his residency in orthopedic surgery in 2008 at the University of Pittsburgh. He then went on to complete Fellowship training in Sports Medicine and reconstructive surgery at Rush Hospital in Chicago in July of 2009.


DR. JESSE EVEN
ASSISTANT TEAM PHYSICIAN

Dr. Jesse Even enters his fifth year with TMI Sports Medicine and Orthopedics and his fifth season as spinal/orthopedic consultant and assistant team physician for the Texas Rangers. Dr. Even is a native Texan and grew up in Willis, TX. He was a NCAA All-American in diving and Academic All-American at Texas A&M University; he then attended the University of Texas Medical School in Houston. He completed his orthopedic surgery residency at Vanderbilt University and his spine fellowship at the University of Pittsburgh. Dr. Even is also the spinal/orthopedic consultant and assistant team physician for the Dallas Stars Hockey Club, LLC.


DR. TARIQ HENDAWI
ASSISTANT TEAM PHYSICIAN

Dr. Tariq Hendawi joined the staff of TMI Sports Medicine and Orthopedics in 2019. He is an orthopedic surgeon with advanced training in arthroscopic surgery and sports medicine. He was fellowship trained in Sports Medicine by world-renowned Dr. James R. Andrews at the Andrews Institute in Gulf Breeze, Fla.

Dr. Hendawi completed his Residency training at Ochsner Medical Center in New Orleans, LA, where he was trained by the team physicians of the New Orleans Saints and New Orleans Pelicans. He graduated at the top of his undergraduate class receiving the Cum Laude recognition from Louisiana State University. He excelled to the top of his medical school class at LSU School of Medicine, being inducted into the prestigious Alpha Omega Alpha medical honor society.

Dr. Hendawi enjoys treating patients at all levels of activity from weekend warrior to professional athlete.



MATT LUCERO

HEAD ATHLETIC TRAINER

Matt Lucero will be in his second season as Head Athletic Trainer. This is his 15th year overall with the Texas organization, as he spent eight seasons from 2011-18 in an assistant's role with the big league club.

Prior to joining the Major League staff, he spent four years (2007-10) as the club's Minor League Medical Coordinator after joining the Rangers in 2006 as the Rehabilitation Coordinator at the team's complex in Surprise, Ariz.

Lucero, 50, spent seven seasons in the Tampa Bay Rays system from 1999-05. He was the head Athletic Trainer for the AA Orlando Rays (2003), and Montgomery Biscuits (2004 and 2005). He was named the Southern League Trainer of the Year in 2005. He also served as the Athletic Trainer for the Bakersfield Blaze from 2001-02, the Charleston RiverDogs in 2000 and the Princeton Devil Rays in 1999. Prior to joining the Rays, Lucero did post-graduate work as an Athletic Trainer for a physical therapy clinic from 1993-99.

He is a graduate of New Mexico State University with a degree in sports medicine.

Lucero resides in Grapevine with his wife, Regina, and their three children: Madyson (16), Andres (13), and Max (10).



REGAN WONG

TEAM PHYSICAL THERAPIST

Regan Wong will be in his sixth season as Team Physical Therapist, and this will be his second campaign as a full-time employee and member of the Major League club's regular team travel party. He collaborates with the athletic training staff in the rehabilitation of players as well as their daily treatments. Regan also serves as a resource on the rehabilitation treatment plans in the player development system.

Prior to joining the Rangers, Regan served as a rehabilitation consultant to the Texas Rangers from 2005-2014 and worked as the Director of Physical Therapy at TMI Sports Medicine & Orthopedic Surgery in Arlington, Texas.

Regan, 42, graduated from Ithaca (NY) College with a combined B.S. Clinical Science/M.S. Physical Therapy degrees. He went on to obtain his clinical Doctor of Physical Therapy degree from the University of St. Augustine, FL with a specialization in orthopedic manual therapy. Regan obtained his Board Clinical Certification in both Orthopedic and Sports Physical Therapy from the American Physical Therapy Board Specialties and is a Certified Strength and Conditioning Specialist from the National Strength and Conditioning Association. He resides in Mansfield, Texas with his wife and three children.



JACOB NEWBURN

ATHLETIC TRAINER

Jacob Newburn is in his second season as Assistant Athletic Trainer. He will be in his 15th season in the Texas organization, as he spent 13 years with affiliates in the Rangers farm system from 2006-18.

Newburn saw stints as the Athletic Trainer at Texas affiliates Frisco (2016-18), High Desert (2015), Myrtle Beach (2014), Hickory (2011-13), Bakersfield (2009-10), Clinton (2008) and Spokane (2006-07). He also worked offseason assignments in the Arizona Fall League (2011) and with Caguas in the Puerto Rican Winter League (2014-15). In 2018, Newburn was named the Texas League Athletic Trainer of the Year.

Prior to joining the Rangers organization in 2006, Newburn worked as a graduate intern in the University of Nevada – Las Vegas (UNLV) athletic department and maintained responsibilities with the baseball, swimming and tennis programs. While at UNLV, Newburn earned a Masters Degree in Kinesiology. He is a 2004 graduate of the University of Tulsa with a Bachelor's of science degree in athletic training. He also interned with the Double-A Frisco RoughRiders in the summer of 2003.

A native of Richardson, Texas, a suburb of Dallas, the 38-year-old Newburn resides in Dallas. He graduated from Berkner High School in 2000.



JOSÉ VÁZQUEZ MAJOR LEAGUE STRENGTH & CONDITIONING COACH

José Vázquez is entering his 15th season as the club's Major League strength and conditioning coach. He previously spent four seasons with the New York Mets, serving first as the Assistant Strength and Conditioning Coordinator (2002-2004) and later as the Director of Rehabilitation (2005). In November 2018, José was the strength coach for the MLB All-Stars trip to Japan.

Prior to joining the Mets, Jose was the Sports Physical Therapist for The Therapy Center in Knoxville, Tenn. and Methodist Medical Center in Oak Ridge, Tenn. from 1998-2001. He was also a co-founder of TNT Sports Specific Training in Knoxville in 1998.

After earning second team All-American honors at the University of Tennessee in 1992, Jose was selected by St. Louis in the 42nd round of the 1992 June draft. He played professionally for three seasons (1992-94) as an outfielder in the Cardinals organization and for the Northern League's Duluth club. He was selected all-Dade County in baseball and football at Southwest Miami High School in 1988, and was all-state at Central Florida CC in 1989-90.

José graduated from Tennessee with a BS degree in education in 1994 and received his Masters of Physical Therapy from Nova Southeastern University in Fort Lauderdale, FL. in 1998.

He co-authored "Total Fitness for Baseball" with Jay Hoffman (Coaches Choice, 2008) and was a co-author of "Effect of Age on Anthropometric and Performance Measures in Professional Baseball Players" (Journal of Strength and Conditioning Research, 2013).

José is a Certified and Registered (CSCS-R) Strength and Conditioning Specialist through the National Strength and Conditioning Association (NSCA) and was the treasurer for the PBSCCS for eight years (2007-2014). He was recognized by his peers (Professional Baseball Strength and Conditioning Society) with the Nolan Ryan Award as MLB Strength Coach of the Year in 2014.

He attended the MLB Scouting Bureau scouting development program in October 2014.

José and his wife of 26 years, Anne, reside in Mansfield with children Josannah (21), Helena (17) and Kian (9). Jose's recreational interests include yoga, snowboarding, surfing and lifting weights, and he has also earned a black belt in Brazilian jiu jitsu.




ROB FUMAGALLI MAJOR LEAGUE ASST. STRENGTH & CONDITIONING COACH

Rob was hired by the Rangers in November 2019 and will be in his first season as part of the Major League staff. He will assist Jose Vazquez in all aspects of the players' physical preparation.

He spent the previous 10 seasons from 2010-19 in the Seattle Mariners organization, including the past six years as Minor League Strength and Conditioning Coordinator for the club's farm system. He began his Mariners tenure as a performance coach for various club affiliates from 2010-13. Fumagalli also spent two seasons working in the Venezuela Winter League with the Cardenales de Lara (2011-2012). In addition, he worked for MLB over in Europe, helping set up strength and conditioning programs as well as educating European staff and personnel (2013).

Fumagalli attended Elgin Community College in Illinois, where he helped pitch the Spartans to Junior College World Series appearances in 2005 and 2006. He later transferred to Northern Illinois, where he earned a degree in Kinesiology while studying under the Northern Illinois Strength and Conditioning staff working with baseball, softball, basketball and football.



ADAM BRENNER VIDEO COORDINATOR

Adam Brenner will be in his sixth season as Video Coordinator. Brenner had a role in the club's in-game replay process for the first time in 2016, and began expanded responsibilities in that area in 2017. The Rangers led MLB with 31 overturned calls on manager challenges using instant replay review in 2019. He oversees the use of video on the Major League level as well as in the player development system.

Prior to joining the Rangers, Adam served as an Advance Video Intern for the Pittsburgh Pirates from 2012-2014. He previously worked for the Los Angeles Angels (2011), the Los Angeles Dodgers (2009-2010), and the New York Mets (2008) in a minor league video intern role.

Brenner, 34, graduated from State University of New York, College at Cortland with a B.S. in Sport Management. He resides in Grand Prairie with his wife, Caroline, and twin daughters Harper and Mackenzie (1/31/18).


BRANDON BOYD EQUIPMENT AND HOME CLUBHOUSE MANAGER

Brandon Boyd begins his fifth season as the Rangers' Equipment and Home Clubhouse Manager, his 11th season overall with the Major League club.

Boyd has worked in the Rangers organization for 17 years, and served as the big league team's assistant equipment manager from 2010-15. He also had stints as head clubhouse attendant for Rangers minor league affiliates in Frisco (2005-09) and Clinton (2003-04). He began his baseball career as a batboy and clubhouse attendant for the Cleveland Indians from 1995-2000, spending time both in Cleveland and at the club's Spring Training facility in Winter Haven, Fla.

The South Carolina native resides in the Metroplex with wife Giselle, son Austin, and daughters Savana, Holland, and Bristol.


DAVID BALES ASSISTANT CLUBHOUSE MANAGER

David Bales begins his 39th season in baseball, his 20th as Rangers Assistant Equipment Manager. He began his career with Rangers minor league affiliates, and has worked the last 34 seasons in Arlington. He served as assistant equipment manager for Team Japan in the 2017 World Baseball Classic after holding the same position for Team Venezuela in the 2013 WBC.

Bales has served in his current role since 2001 after a six-year stint as assistant visiting clubhouse manager from 1995-2000. He also worked in the home clubhouse as the Rangers' first assistant equipment manager from 1990-94, this after spending four years as a visiting clubhouse attendant from 1986-89. David began his career in baseball with Rangers Minor

League affiliates in Oklahoma City (1985) and Tulsa (1982-84).


A Tulsa native, David and wife Margaret have two children, Megan (23) and Matthew (16), and reside in Grand Prairie.


KELLY TERRELL VISITING CLUBHOUSE MANAGER

Kelly Terrell is in his 34th year with the Rangers organization. He is in his 20th season as the visiting clubhouse manager after being appointed to the position in January of 2001. Kelly also runs the visiting clubhouse during spring training in Surprise, Arizona.

Before being named to his current post, Terrell spent the previous six years as the assistant home clubhouse manager (1995-2000). Prior to his work on the home side, Kelly was on the visiting clubhouse staff for eight seasons. He served as a batboy from 1987-1989, as a clubhouse attendant from 1990-1992, and in 1993-1994 he was appointed to be the first visiting clubhouse assistant manager in team history.

Kelly and his wife, Jenny, reside in Trophy Club. Kelly has four children, twin girls Lauren and Lynlee (4), along with Kellissa (25) and Walker (21).


RICHARD "HOGGY" PRICE ASST. V.P., BUSINESS OPERATIONS

Richard "Hoggy" Price is the Assistant Vice President of Business Operations. Price is involved in a number of areas, including the oversight of the Rangers' mail and shipping/receiving operations. He has been the Umpires Clubhouse Manager since 2016, a role he previously held from 1988-2009.

Price also has a heavy involvement in Texas' community outreach program. This is his 44th season with the club.

Price served as the Rangers' Equipment and Home Clubhouse Manager from 2010-15. He was a home clubhouse assistant in 1977 and 1980-88, and also served on the grounds crew in 1978-79. Price played baseball at the University of Dallas and attended the Harry Wendelstedt Professional Umpiring School in 1978. Upon graduation from the Wendelstedt School, he turned down an umpiring contract to continue working for the Rangers. Price worked for Delta Airlines at DFW Airport for 29 years before joining the Rangers full-time in 2010.

Hoggy's passions include connecting with people in the community through speaking engagements, spending time with his family, and umpiring high school girls' softball where he's also a board member of the umpire association.

Hoggy and Kathy, his wife of 41 years, met while both were working for the Rangers in 1977. The couple's youngest daughter Katie and husband Chris both graduated from the University of Texas-Arlington. Their oldest daughter Kallie and her husband, Jack, have two baseball-loving sons, Brody (8) and Jake (11).

HOME AND VISITING CLUBHOUSE STAFF

**MASON
MCKENNA**

**MATT
ONVANI**

**MATT
WAITS**

**PARKER
ZAVALA**



JOSH SHELTON

DIRECTOR OF TRAVEL

Josh Shelton is in his ninth season with the Rangers organization, and enters his sixth full season as the Rangers' Director of Travel after being promoted to the role in July 2014. Among his duties are handling the team's travel and road accommodations, CBA compliance, and all spring training arrangements for Major League camp.

Josh previously served as a Player Development Administrator after joining the organization in 2012, overseeing the club's operations in Arizona at the Surprise Recreational Complex. Prior to joining the Rangers, Josh spent six years in risk management for a mutual fund group, and was a baseball coach at Verrado High in Buckeye, Ariz.

A graduate of Arizona State University, Josh and his wife, Nikki, have a daughter, Rylee (10), a son, Parker (5), and their family dog Maris (2). The family lives in Fort Worth.



JOSH FRASIER #66

BULLPEN CATCHER

Josh Frasier is in his 22nd season with the Rangers, his 15th full campaign as bullpen catcher. Josh previously served as the team's Major League video coordinator before moving to his current role in the middle of the 2005 season.

He initially worked with the Rangers as an intern for two years, performing a number of team-related tasks. Josh coordinates much of the team's on-field operation both in spring training and during the regular season. He has also handled batting practice duties for most of his time with the Rangers. In his previous role, he ran all of the coaching and scouting video for the Major League club, both home and away.

Josh is a graduate of Rockwall High School, where he received Texas all-state honors as a catcher in 1995. He caught for four years at Northwood University in Cedar Hill, Texas, earning all-conference honors and NAIA All-America honorable mention in 1995. In 2012, Josh lent his time to the Ozarka Camps for the Hispanic Community.

A 1999 graduate of Northwood University, Josh resides in Rockwall and has a daughter, Lola Grace (6).



RAUL CARDENAS

MASSAGE THERAPIST

Raul Cardenas Jr. begins his 10th season in the Rangers organization as the club's massage therapist. In his role, Cardenas assists the training staff in the overall health of the team both at home and on the road by providing preventative and recuperative therapy, which expedites the healing process for players.

Cardenas, 50, joined the Rangers after working with Stadjuhar Physical and Sports Therapy from 1999-2011. He also worked with Texas Health Resources Ben Hogan Sports Medicine from 2010-2011.

A native of Robstown, Texas, he graduated from Robstown High School in 1988. He attended the University of Texas-Arlington and received his massage certification from The Texas Massage Institute in Fort Worth in 1999. Cardenas is certified in Trigger Point Therapy, Sports Massage, Myofascial Release, Swedish Massage, Active Release technique, and Cupping.

Cardenas and his wife, the former Shannon Ortega, reside in Hurst. Raul has lived in the DFW area since 1990.

RANGERS' LAST TRADE WITH AMERICAN LEAGUE CLUBS

BALTIMORE: April 6, 2017 — Traded LHP Andrew Faulkner for a player to be named later or cash considerations.

BOSTON: Jan. 15, 2020 — Acquired INF Sam Travis for LHP Jeffrey Springs.

CHICAGO: Dec. 10, 2019 — Acquired OF Steele Walker for OF Nomar Mazara.

CLEVELAND: Dec. 15, 2019 — Acquired RHP Corey Kluber and cash considerations for RHP Emmanuel Clase and OF Delino DeShields.

DETROIT: May 3, 2016 — Acquired C Bobby Wilson for LHP Chad Bell.

HOUSTON: Jan. 21, 2015 — Acquired C Carlos Corporan for RHP Akeem Bostick.

KANSAS CITY: July 16, 2014 — Acquired RHP Spencer Patton for RHP Jason Frasor.

LOS ANGELES: June 19, 2018 — Traded RHP Deck McGuire for a player to be named later or cash considerations.

MINNESOTA: March 3, 2019 — Acquired OF Zack Granite for RHP Xavier Moore.

NEW YORK: Nov. 20, 2017 — Acquired RHP Ronald Herrera for LHP Reiver Sanmartin.

OAKLAND: Dec. 21, 2018 — Acquired INF Eli White and international bonus slot money as part of 3-team trade that sent INF Jurickson Profar to Oakland, LHP Kyle Bird, LHP Brock Burke, and RHP Yoel Espinal to Texas, and RHP Emilio Pagan, RHP Rollie Lacy, and a 2019 competitive balance round A pick to Tampa Bay.

SEATTLE: April 2, 2019 — Acquired RHP Grant Anderson for RHP Connor Sadzeck.

TAMPA BAY: July 28, 2019 — Acquired RHP Ian Gibaut for a player to be named later or cash considerations.

TORONTO: July 2, 2017 — Acquired RHP Jason Grilli and cash considerations for OF Eduard Pinto.

RANGERS' LAST TRADE WITH AMERICAN LEAGUE CLUBS

ARIZONA: July 31, 2018 — Acquired RHP Wei-Chieh Huang and a player to be named later (LHP Josh Javier on Aug. 17) for LHP Jake Diekman.

ATLANTA: July 30, 2019 — Acquired LHP Kolby Allard for RHP Chris Martin.

CHICAGO: Nov. 2, 2018 — Acquired LHP Drew Smyly and a player to be named later for a player to be named later.

CINCINNATI: Dec. 21, 2007 — Acquired OF Josh Hamilton for RHP Edinson Volquez and LHP Danny Ray Herrera.

COLORADO: July 30, 2017 — Acquired OF Pedro Gonzalez as player to be named for C Jonathan Lucroy.

LOS ANGELES: July 31, 2017 — Acquired INF/OF Willie Calhoun, RHP A.J. Alexy, and INF Brendon Davis for RHP Yu Darvish.

MIAMI: July 31, 2015 — Acquired RHP Sam Dyson from Miami Marlins in exchange for C Tomas Telis and LHP Cody Ege.

MILWAUKEE: June 14, 2019 — Acquired RHP Jake Petricka for a player to be named later or cash considerations.

NEW YORK: Aug. 31, 2010 — Acquired OF Jeff Francoeur for INF Joaquin Arias and cash considerations.

PHILADELPHIA: June 13, 2017 — Acquired LHP Joely Rodriguez for a player to be named later or cash considerations.

PITTSBURGH: July 31, 2018 — Acquired LHP Taylor Hearn and a player to be named later (INF Sherten Apostel on Aug. 17) for RHP Keone Kela.

ST. LOUIS: Dec. 21, 2019 — Acquired OF Adolis Garcia for cash considerations.

SAN DIEGO: April 6, 2018 — Acquired RHP Emmanuel Clase as player to be named later for C Brett Nicholas.

SAN FRANCISCO: July 8, 2018 — Acquired RHP Cory Gearrin, RHP Jason Bahr, and OF Austin Jackson for a player to be named later or cash considerations.

WASHINGTON: Dec. 11, 2014 — Acquired LHP Ross Detwiler for RHP Abel De Los Santos and INF Christopher Bostick.

PLAYERS



Rangers slugger Joey Gallo, who was an All-Star selection for the first time in 2019, is the only MLB player to hit at least 20 home runs prior to the All-Star break in each of the last three seasons.

KOLBY ALLARD



L BATS **L THROWS**

6'1" HEIGHT **195^{lbs} WEIGHT**

22 OPENING DAY AGE

BORN • Aug. 13, 1997 in Anaheim, CA

RESIDES • San Clemente, CA

ACQUIRED • In a trade with Atlanta on July 30, 2019

CONTRACT STATUS • Signed through 2020

SERVICE TIME • 0.114 **OPTIONS USED** • 1/3

FRONT OFFICE

COACHES

ALLARD

2019 REVIEW

OPPONENTS

RECORDS

DEVELOPMENT

MEDIA

CAREER: The 22-year-old Allard enters his first full season in the Texas organization after he was acquired from Atlanta in a trade deadline deal for RHP Chris Martin on 7/30/19...spent the final two months of last season in the Rangers' starting rotation and made a strong first impression by winning four of his first six starts with the club as one of the youngest pitchers in the league...has 12 games/10 starts in the Major Leagues with Atlanta (2018) and Texas (2019) and has exhausted his rookie status due to innings count...was consistently rated as one of the top prospects in the Atlanta organization prior to the trade...owns a career 29-23 record and 3.19 ERA in 86 games/starts over five minor league seasons...a highly-touted amateur pitcher at San Clemente (Calif.) High School, Allard was selected by Atlanta in the first round (14th overall) of the 2015 June draft.

YOUTH IS SERVED: Allard turned 22 on 8/13/19, as his 4 victories marked the most wins by Texas pitcher in an age-21 or younger season since 1986, when 20-year-old Edwin Correa (12-14) and 21-year-old Mitch Williams (8-6) both pulled the trick...he also became just the 5th Texas pitcher in club history to make 9-or-more starts in an age-21 or younger season, joining Correa (1986-87), David Clyde (1973-74), Tommy Boggs (1976), and Don Stanhouse (1972)...the only other players to do so in MLB in 2019 were ATL's Mike Soroka (29 GS) and LAA's Jose Suarez (15 GS)...he was 21 years, 361 days old for his Texas debut on 8/9 at MIL, becoming the Rangers' youngest U.S.-born pitcher since Keone Kela (21.361 on 4/12/15 vs. HOU - relief) and youngest TEX starter born in the U.S. since Brian Bohanon on 6/5/90 vs. OAK (21.308)...with his win on 8/14 at TOR at age 22 years, one day, Allard became the youngest TEX pitcher to record a victory since Martin Pérez (21.087) on 6/30/12 vs. OAK.

2019: Made his Texas debut with a start on 8/9 at MIL (4.1 IP, 3 H, 2 R-ER, 3 BB, 7 SO) and spent the rest of the season in the starting rotation...his 4 wins from 8/9-end of season were tied with Mike Minor for the team lead and ranked T8th in the A.L. overall/T1st among A.L. rookies...won 4 of his 1st 6 starts, becoming the 1st Ranger starter to win his 1st 4 decisions in a season since 2017 (4-A.J. Griffin/Cole Hamels)...compiled a 4-game winning streak spanning 5 outings from 8/14-9/5, the 3rd-longest win streak by a Ranger in 2019 (6-Lance Lynn, 5-Adrian Sampson)...went 4-0, 3.78 (14 ER/33.1 IP) during the streak before going 0-2, 8.25 (11 ER/12.0 IP) in his final 3 starts...allowed just 3 HR in 45.1 IP, ranking 3rd in A.L./7th in MLB with 0.60 home runs allowed per 9 innings from 8/9-end of season (min. 45 IP)...opponents slashed .281/.353/.389/.742 overall, .296 (16-54) by LHB and .275 (36-131) by RHB.

MINORS: Combined for a 7-5 record and 3.99 ERA (51 ER/115.0 IP) over 21 G/GS with Gwinnett (Braves AAA) and Nashville (AAA) in 2019, eclipsing the 100-inning mark for the 3rd straight year...went 3-2, 3.41 (22 ER/58.0 IP) over his last 10 G/GS after a 4-3, 4.58 (29 ER/57.0 IP) start spanning 11 G/

GS...lone Nashville appearance came on 8/3 vs. Albuquerque (5.0 SHO IP), as he was recalled by Texas on 8/9 and spent the remainder of the campaign in the big leagues...finished 3rd on Gwinnett staff in wins (7), starts (20) and innings (110.0).

2018: Spent bulk of the season with Gwinnett and saw his first Major League action with 3 games/one start over 4 stints with Atlanta: 7/31, 8/7, 8/11-18, 8/29-end of season...lone MLB start and win was in ML debut on 7/31/18 vs. MIA (5.0 IP, 9 H, 5 R-ER), as he was the youngest pitcher in the majors at the time of his debut (20.352)...singled off Dan Straily in that game, his only MLB hit to date after just one hit in his minor league career...became the youngest left-hander to win his debut for the Braves since Charlie Vaughan (18.332) on 9/3/66...with Gwinnett, was named an Atlanta Organization All-Star by MiLB.com as well as an International League mid-season All-Star, finishing among league leaders in ERA (3rd, 2.72), WHIP (5th, 1.21), and opp. BA (10th, .249)...was invited to his first Major League spring training...entered the season tabbed by MLB.com as the No. 58 overall prospect in the minors, the 7th-best left-handed pitching prospect and as Atlanta's No. 6 farmhand...**2017:** Ranked among Southern League leaders in starts (T1st, 27), complete games (T1st, 2), strikeouts (5th, 129), innings (6th, 150.0), ERA (8th, 3.18), and WHIP (9th, 1.27) with Double-A Mississippi...earned a pair of SL Pitcher of the Week honors (5/1-7, 8/28-9/4), was a SL mid-season and postseason All-Star, and was named the best left-handed pitcher in the SL following the season...entered the season rated by *Baseball America* as Atlanta's No. 3 prospect and the No. 37 overall prospect in the minor leagues...**2016:** Split his first full professional season between Rome (A) and Danville (Rk.), combining to go 8-3 with a 2.98 ERA (29 ER/87.2 IP) and 95 strikeouts over 16 starts...allowed 11 R-ER in 7.0 IP over 1st 2 G/GS and followed by going 8-1 with a 2.01 ERA (18 ER/80.2 IP) over his final 14 starts, fanning 88 batters...made 2 starts in the postseason and did not allow a run over 12.0 innings of work, as Rome won the South Atlantic League Championship...**2015:** Named by *Baseball America* as the Braves' 5th-best prospect entering 2016, and his curveball was named the Best Secondary Pitch in Atlanta's 2015 draft class...started his professional career with the GCL Braves, making 3 starts...fanned 12 of the 20 batters he faced, including 8 of the first 10 to open his career.

AMATEUR: Went 15-3 with a 1.74 ERA (36 ER/144.2 IP) over 34 games/11 starts during his high school career at San Clemente (Calif.) High School, striking out 164 batters and allowing 101 hits...his high school battery-mate, catcher Lucas Herbets, was Atlanta's 2nd round selection in the 2015 draft...served as the starting pitcher in the gold medal-winning game for the USA Baseball 18U National Team at the 2014 18U Pan American Championship in Mexico...Allard in that tournament: 2-0, 1.12 (1 ER/8.0 IP) in 2 G/GS, 3 BB/14 SO, .148 opp. BA...members of that team included various highly-touted prospects

ALLARD CONTINUED

such as Nick Madrigal, Ke'Bryan Hayes, Blake Rutherford, and Daz Cameron...entered the 2015 draft tabbed by *Baseball America* as the 18th-best prospect and the 8th-best pitcher (2nd-best left-handed pitcher), after a stress reaction in his back limited his action in his senior campaign.

PERSONAL: Kolby Kenneth Allard...was in same senior class at San Clemente (Calif.) High School as NFL quarterback Sam Darnold...had committed to play at UCLA...signed by Braves scout Dan Cox...was youth baseball teammates with infielder Davis Wendzel, Texas' supplemental first round (41st overall) selection in the 2019 draft...participated in the Dallas minicamp at the Texas Rangers Youth Academy in January, as well as the Rangers Winter Caravan and Comerica Peek at the Park event.

CAREER RECORD

YEAR	CLUB	W-L	ERA	G	GS	CG	SHO	SV	IP	H	R	ER	HR	HB	BB-I	SO	WP	BK	AVG
2015	GCL Braves—1	0-0	0.00	3	3	0	0	0	6.0	1	0	0	0	1	0-0	12	0	0	.053
2016	Rome	5-3	3.73	11	11	1	0	0	60.1	54	27	25	5	2	20-0	62	2	0	.244
	Danville	3-0	1.32	5	5	0	0	0	27.1	18	4	4	0	2	5-0	33	1	2	.186
2017	Mississippi	8-11	3.18	27	27	2	1	0	150.0	146	62	53	11	1	45-5	129	10	0	.258
2018	Gwinnett	6-4	2.72	19	19	0	0	0	112.1	102	37	34	6	2	34-0	89	1	1	.249
	Atlanta	1-1	12.38	3	1	0	0	0	8.0	19	12	11	3	1	4-0	3	0	1	.463
2019	Gwinnett	7-5	4.17	20	20	0	0	0	110.0	119	60	51	15	2	36-0	98	2	0	.284
	Nashville—2	0-0	0.00	1	1	0	0	0	5.0	4	0	0	0	0	2-0	8	0	0	.235
	Texas	4-2	4.96	9	9	0	0	0	45.1	52	26	25	3	2	19-0	33	1	0	.281
MAJOR TOTALS		5-3	6.08	12	10	0	0	0	53.1	71	38	36	6	3	23-0	36	1	1	.314
MINOR TOTALS		29-23	3.19	86	86	3	1	0	471.0	444	190	167	37	10	142-5	431	16	3	.254

* Led league # Tied for league lead

- 1- Selected by Atlanta in the 1st round (14th overall) of the 2015 June draft...signed by Dan Cox.
2- Acquired by Texas from Atlanta in exchange for RHP Chris Martin on July 30, 2019.

CAREER FIELDING

P	PCT	G	PO	A	E	TC	DP
Totals	.600	12	3	0	2	5	0

CAREER HIGHS

Innings: 6.1, 2x, last Sept. 5, 2019 at BAL
Relief Innings: 2.0, Aug. 7, 2018 at WAS (G1)
Strikeouts: 8, Aug. 24, 2019 at CWS
Walks: 4, Sept. 18, 2019 at HOU
Winning Streak: 4, Aug. 14-Sept. 5, 2019
Lossing Streak: 2, Sept. 18-25, 2019

RANGERS ORGANIZATIONAL BIRTHDAYS (AGE IS FOR 2020 BIRTHDAY)

JANUARY

3 Matt Hagen (40)
11 Josh Johnson (34)
11 Nick Solak (25)
17 Yohander Mendez (25)
19 Carlos Cardoza
30 Ariel Jurado (24)

FEBRUARY

3 Rougned Odor (26)
12 Todd Frazier (34)
13 Brett Hayes (36)
14 Callix Crabbe (37)
21 Kenny Holmberg (37)
22 Don Wakamatsu (57)

MARCH

2 Adolis Garcia (27)
4 Tom Grieve (72)
6 Chuck Morgan
9 C.J. Nitkowski (47)
11 Sherten Apostel (21)
23 Isiah Kiner-Falefa (25)
23 Regan Wong
31 Jeff Mathis (37)

APRIL

7 Josh Shelton
8 Josh Frasier
8 Bobby Wilson (37)
9 Mike Daly
9 Jose Guzman
10 Corey Kluber (34)
21 Matt Lucero (51)
28 Brett Martin (25)

MAY

1 Jared Sandler (31)
1 Anderson Tejada (22)
9 Josh Boyd
12 Lance Lynn (33)
16 Eric Nadel
25 Luis Ortiz (50)
28 Jose Vazquez

JUNE

1 Eleno Ornelas
5 Robinson Chirinos (36)
7 Luke Farrell (29)
7 Doug Mathis (37)
11 Josiah Igono
14 John Blake
15 Jamie Reed (61)
27 Chris Woodward (44)

JULY

6 Nick Goody (29)
6 Jonathan Hernandez (24)
13 Shin-Soo Choo (38)

AUGUST

1 Emily Jones
2 Colby Lewis (41)
4 Brock Burke (24)
9 Alex Burg (33)
9 Kyle Cody (26)
12 Dave Raymond
13 Kolby Allard (23)
16 David Bales
21 Jesse Chavez (37)
24 Jon Daniels (43)
26 Elvis Andrus (32)
30 Taylor Hearn (26)

SEPTEMBER

7 Kelly Terrell
8 Leody Taveras (22)
9 Sean Casman (33)
26 Steve Buechele (59)
28 Julio Rangel (45)

OCTOBER

6 Darren Oliver (51)
10 Shiraz Rehman
11 Bobby Jones (70)
14 Hector Ortíz (51)
17 Rafael Montero (30)
18 David Murphy (39)
19 Jordan Lyles (30)
19 Michael Young (44)
20 Ronald Guzmán (26)
22 Demarcus Evans (24)
23 Kyle Gibson (33)
26 Joe Palumbo (26)
27 Tyler Phillips (23)

NOVEMBER

4 Willie Calhoun (26)
7 Danny Santana (30)
8 Darwin Barney (35)
10 Corey Ragsdale
13 Brandon Boyd
14 Joely Rodriguez (29)
19 Joey Gallo (27)
27 Ivan Rodriguez (49)
28 Jose Trevino (28)

DECEMBER

4 Scott Heineman (28)
5 Tony Beasley (54)
8 Matt Hicks
10 Jacob Newburn
19 Jose Leclerc (27)
20 Kip Fagg
26 Mike Minor (33)

CODY ALLEN



RHP #31

R BATS **R** THROWS
6'11" **210**^{lbs}
 HEIGHT WEIGHT
31
 OPENING DAY AGE

BORN • Nov. 20, 1988 in Orlando, FL
RESIDES • Southlake, TX
ACQUIRED • Signed as a minor league free agent on Feb. 7, 2020.
CONTRACT STATUS • Signed through 2020
SERVICE TIME • 6.159 **OPTIONS USED** • 0/3

NON-ROSTER INVITEE

FRONT OFFICE

COACHES

ALLEN

2019 REVIEW

OPPONENTS

RECORDS

DEVELOPMENT

MEDIA

CAREER: The 31-year-old veteran right-hander signed a minor league deal with Texas just prior to the start of spring training...he is seeking a return to form after an abbreviated 2019 campaign in the Angels and Twins organizations...led the American League with 147 saves for Cleveland from 2014-18, and he is the Tribe's all-time leader in saves (149), relief appearances (456), and relief strikeouts (564)...his 153 career saves rank ninth among all active pitchers...one of three Major League pitchers with 24+ saves each season from 2014-18 (also Craig Kimbrel and Kenley Jansen)...did not allow an earned run in first 18.1 postseason innings and holds Cleveland's playoff record with 7 saves...the Florida native has a career 3.14 ERA, 1.225 WHIP figure, and has averaged 11.5 strikeouts per 9 innings over 8 MLB seasons with Cleveland (2012-18) and Los Angeles-AL (2019) since being selected by the Tribe in the 23rd round of the 2011 June draft.

2019: Signed by the Angels on 1/20/19, Allen registered career worsts in ERA (6.26), WHIP (1.913), and SO/BB (1.45), allowing 9 HR in just 23.0 innings...managed 11.3 SO/9, which was in line with his career average, but issued 7.8 BB/9, more than double his career mark...on the 10-day injured list, 4/26-5/6 with a back strain...was designated for assignment by LAA on 6/15, released from roster on 6/18, and unconditionally released on 6/20...signed a minors deal with the Twins on 6/24, making 11 appearances for 2 MIN affiliates before asking for and receiving his release on 7/31.

SUMMARY: Pitched 5.0 scoreless innings over 1st 5 outings with Halos thru 4/9...allowed runs in next 4 straight and 6 of next 7 outings from 4/13-5/8, spanning his injured list stint, to spike season ERA to 7.20...compiled 1.50 ERA (2 ER/12.0 IP) over 11 G from 5/10-6/7, dropping season ERA to 4.09...gave up 6 R-ER in 1.0 IP over his last 2 G to sit at 6.26 when he was released...all 9 HR allowed came in final 18 G/15.2 IP...next outing came in MIN system with High-A Fort Myers, 4.0 SHO IP over 4 G from 6/29-7/7, transferred to Triple-A Rochester on 7/12...gave up runs in 3 of 7 outings with Rochester, missing time for the birth of his second child, and was released at the end of July.

NOTES: Went 4-for-4 in save tries with LAA, all over 4 straight app. from 4/5-13...had no holds, 13 games finished, and permitted 2 of 5 inherited runners to score...last MLB game was with LAA on 6/14 at TB (0.2 IP, 4 H, 4 R-ER) and last overall outing was with Rochester on 7/29 at Buffalo (L, 1.0 IP, 3 H, 3 R-1 ER).

POSTSEASON: Has pitched in 17 career playoff games across four postseasons...is Indians all-time leader in postseason saves (7) and did not allow an earned run over his first 18.1 career IP in postseason play...made postseason debut in 2013 with CLE during Wild Card Game vs. Rays...in 2016, during CLE run to World Series, did not allow a run over 13.2 innings and converted

all 6 save opportunities...limited batters to a .163 (8-49) BA with 24 SO (15.8 SO/9 IP)...pitched in 4 of 5 games in 2017 ALDS for Indians...recorded save in ALDS G1 vs. Yankees - his 7th career postseason save - which broke Jose Mesa's franchise record...made 2 appearances in 2018 for Indians during ALDS vs. Astros.

2018: In final season with CLE, posted 24+ saves for a team-record 5th straight campaign...with 140th career save on 7/4 at KC, passed Bob Wickman (139) for Tribe club record...went 27-for-32 (84.4%) in save tries, ranking 6th in A.L. in rescues...finished in A.L.'s top 10 in saves for a 5th straight year...converted 15 straight save tries from 5/19-7/15, and posted scoreless outings in 11 straight app. and 10.1 IP from 8/30-9/26...was 6-for-7 in save conversions when entering in 8th inning...recorded seven holds following 7/19 acquisition of Brad Hand...after All-Star Break, opponents hit just .161 (5-31) with RISP...**2017:** Recorded his 3rd straight season of 30+ saves, going 30-for-34 in save chances, 6th-most in the A.L...his 92 K's ranked 9th among A.L. relievers...converted career-best 22 straight save tries from 8/18/16-5/23/17...passed Eric Plunk for all-time CLE franchise lead in relief K's and relief appearances during the year...in 10 G in April, had 0.90 ERA (1 ER/10.0 IP) with 20 K's and was selected A.L. Reliever of the Month...posted 100th career save, 5/6 at KC...**2016:** Converted 32 of 35 (91.4%) save chances, 2nd-most of his career and 7th-most in A.L...also had dominant postseason with Tribe (see separate text)...had a .177 (41-232) opp. BA, 3rd-lowest among league relievers...his 87 K's were 8th among A.L. relievers...**2015:** Posted a career-high 34 saves, T6th-most in the A.L., and his 89.5% save pct. (34-for-38) was 6th in the league...converted 16 straight save tries from 4/29-7/10...career-high 99 K's, 2nd among A.L. relievers, also ranking in games (T9th, 70) and innings (T9th, 69.1)...did not allow a run over 19 G/19.0 IP from 5/24-7/10, a career best...K's in 29 straight outings, 4/29-7/8...lefties his just .176 (22-125) with 50 SO...MLB-best 7 saves of 4+ outs...**2014:** Took over for John Axford as Tribe closer over season's final 4 months, converting 24 of 28 (85.7%) save chances for the year...saves in 17 straight tries from 5/30-8/28...ranked among A.L. leaders in games (T2nd, 76), saves (9th, 24), relief strikeouts (6th, 91), relief ERA (13th, 2.07), inherited runners pct. scored (4th, 5/35, 14%), 1st batter BA (T3rd, .136, 9-66) and relief wins (T6th, 6)...lefties hit just .141/.201/.250/.451...**2013:** In 1st full MLB season, ranked among A.L. leaders in games (2nd, team-high 77), relief SO (5th, 88), relief wins (T4th, 6), and relief ERA (16th, 2.43)...finished T6th in BBWAA A.L. Rookie of the Year voting...his 88 SO were most by an Indians reliever since Paul Shuey (103) in 1999...earned his 1st MLB win 4/21 at HOU and 1st MLB save on 5/12 at DET...**2012:** Made ML debut with Indians 7/20 vs. BAL, working one scoreless inning...became 2nd member of 2011 draft class to reach the Majors along with D-backs' RHP Trevor Bauer (3rd overall pick)...began career with 12

ALLEN CONTINUED

FRONT OFFICE

COACHES

ALLEN

2019 REVIEW

OPPONENTS

RECORDS

DEVELOPMENT

MEDIA

consecutive scoreless outings (13.2IP) before allowing 2-run HR to Nick Swisher on 8/24 vs NYY (LHH were 0-for-21 prior to the HR) to equal a club record for scoreless appearances to start a Tribe career (shares with Alex Herrera, 2002-03)...allowed only 1 XBH to a RHH all season in 67 plate appearances...opened year with 2 appearances for High-A Carolina and 5 outings for Double-A Akron before joining Triple-A Columbus in late April... in final 13 G for Clippers before promotion to CLE, pitched to a 0.56 ERA (1 ER/16.0 IP) with 17 SO and an .098 (5-51) opp. BA.

COMMUNITY: Cody and wife Mallory were very active with the Providence House in Cleveland, donating clothing, time and sizable monetary donations with former Indian Bryan Shaw that paid for a miniature baseball field with artificial turf for the kids of the house in April 2016...has worked with Womankind, a maternal and prenatal care center for families in need... regular participant in the PLAY Campaign conducted by PBATS

& MLB...was instrumental in the support and funding of the 2016 Larry Doby Fund...regularly attended Tribe Fest during time with Cleveland Indians organization.

PERSONAL/AMATEUR: Cody Edward Allen...Cody and his wife, the former Mallory Rundquist (m. 11/7/15), have two sons, Cason (6/21/17) and Wyatt (7/25/19)...Cody was an Atlanta Braves fan growing up and favorite player was Chipper Jones...graduated from Boone HS (FL) in 2007 where he played quarterback on football team and baseball (same HS as former Indians and Rangers General Manager John Hart used to coach)...attended University of Central Florida for two years, 2008-09, red-shirting his sophomore year in 2009 after undergoing reconstructive right elbow surgery...attended St. Petersburg Junior College (FL) in 2010 and High Point University (NC) in 2011...originally signed by Indians scout Bob Mayer.

CAREER RECORD

YEAR	CLUB	W-L	ERA	G	GS	CG	SHO	SV	IP	H	R	ER	HR	HB	BB-I	SO	WP	BK	AVG
2011	Mahoning Valley—1, 2	3-1	2.14	14	0	0	0	0	33.2	21	9	8	1	3	9-0	42	1	2	.183
	Lake County	2-0	0.00	7	0	0	0	0	17.0	10	0	0	0	0	5-0	28	2	0	.164
	Akron	0-0	18.00	1	0	0	0	0	1.0	3	2	2	0	0	0-0	2	0	0	.500
	Kinston	0-0	0.00	1	0	0	0	0	3.0	1	0	0	0	0	0-0	3	0	0	.100
2012	Carolina	0-0	0.00	2	0	0	0	0	4.0	1	0	0	0	0	0-0	8	0	0	.077
	Akron	0-0	1.17	5	0	0	0	1	7.2	2	1	1	1	0	0-0	10	0	0	.080
	Columbus	3-2	2.27	24	0	0	0	2	31.2	22	8	8	3	0	9-1	35	0	0	.195
	Cleveland	0-1	3.72	27	0	0	0	0	29.0	29	12	12	2	0	15-0	27	0	0	.266
2013	Cleveland	6-1	2.43	77	0	0	0	2	70.1	62	22	19	7	1	26-2	88	9	0	.233
2014	Cleveland	6-4	2.07	76	0	0	0	24	69.2	48	21	16	7	1	26-5	91	4	0	.194
2015	Cleveland	2-5	2.99	70	0	0	0	34	69.1	56	26	23	2	2	25-2	99	9	0	.219
2016	Cleveland	3-5	2.51	67	0	0	0	32	68.0	41	23	19	8	0	27-2	87	3	0	.177
2017	Cleveland	3-7	2.94	69	0	0	0	30	67.1	57	24	22	9	2	21-0	92	9	0	.221
2018	Cleveland	4-6	4.70	70	0	0	0	27	67.0	58	35	35	11	4	33-2	80	3	0	.231
2019	Los Angeles-AL-3,4,50-2	6.26	25	0	0	0	0	4	23.0	24	16	16	9	0	20-0	29	3	0	.255
	Fort Myers—6	0-0	0.00	4	1	0	0	0	4.0	3	0	0	0	0	0-0	4	0	0	.214
	Rochester—7, 8	0-2	3.38	7	1	0	0	0	8.0	7	5	3	1	0	5-0	7	0	0	.250
MAJOR TOTALS		24-31	3.14	481	0	0	0	153	463.2	375	179	162	55	10	193-13	593	40	0	.219
MINOR TOTALS		8-5	1.80	65	2	0	0	3	110.0	70	25	22	6	3	28-1	139	3	2	.182

* Led league # Tied for league lead

- 1- Selected by Cleveland in the in the 16th round of the 2010 June draft...did not sign.
- 2- Selected by Cleveland in the in the 23rd round of the 2011 June draft...signed on June 15.
- 3- Signed by Los Angeles-AL as a free agent on Jan. 20, 2019.
- 4- On injured list, April 26-May 6, 2019, with back strain.
- 5- Released by Los Angeles-AL on June 20, 2019.
- 6- Signed by Minnesota as a minor league free agent on June 24, 2019.
- 7- Released by Minnesota on July 31, 2019.
- 8- Signed by Texas as a minor league free agent on Feb. 7, 2020.

POSTSEASON RECORD

SERIES	CLUB	W-L	ERA	G	GS	CG	SHO	SV	IP	H	R	ER	HR	HB	BB-I	SO	WP	BK	AVG
2013 ALWC	CLE vs. TB	0-0	0.00	1	0	0	0	0	0.1	1	1	0	0	0	0-0	1	0	0	.500
2016 ALDS	CLE vs. BOS	0-0	0.00	2	0	0	0	2	3.0	4	0	0	0	0	2-0	5	0	0	.308
2016 ALCS	CLE vs. TOR	0-0	0.00	4	0	0	0	3	4.2	1	0	0	0	0	1-0	7	0	0	.067
2016 WS	CLE vs. CHC	0-0	0.00	4	0	0	0	1	6.0	3	0	0	0	1	2-1	12	0	0	.143
2017 ALDS	CLE vs. NYY	0-0	1.69	4	0	0	0	1	5.1	5	2	1	0	0	3-0	8	0	0	.227
2018 ALDS	CLE vs. HOU	0-0	54.00	2	0	0	0	0	1.0	4	6	6	2	0	2-2	2	0	1	.571
WC TOTALS		0-0	0.00	1	0	0	0	0	0.1	1	1	0	0	0	0-0	1	0	0	.500
LDS TOTALS		0-0	6.75	8	0	0	0	3	9.1	13	8	7	2	0	7-2	15	0	1	.310
LCS TOTALS		0-0	0.00	4	0	0	0	3	4.2	1	0	0	0	0	1-0	7	0	0	.227
WS TOTALS		0-0	0.00	4	0	0	0	1	6.0	3	0	0	0	1	2-1	12	0	0	.571
POSTSEASON TOTALS		0-0	3.10	17	0	0	0	7	20.1	18	9	7	2	1	10-3	35	0	1	.225

CAREER FIELDING

P	PCT	G	PO	A	E	TC	DP
Totals	.939	481	14	32	3	49	2

CAREER HIGHS

Innings: 3.0, April 16, 2013 vs. BOS
Strikeouts: 6, April 16, 2013 vs. BOS
Walks: 3, 3x, last April 25, 2019 vs. NYY
Winning Streak: 3, Aug. 21-Sept. 14, 2017
Losing Streak: 6, May 10-Aug. 1, 2017
Save Streak: 17, May 30-Aug. 28, 2019

ELVIS ANDRUS



SS #1

R BATS **R** THROWS
6'0" **210**_{lbs}
 HEIGHT WEIGHT
31
 OPENING DAY AGE

BORN • Aug. 26, 1988 in Maracay, Venezuela

RESIDES • Frisco, TX

ACQUIRED • In a 7-player trade with Atlanta on July 31, 2007

CONTRACT STATUS • Signed through 2022 (2023 vesting option)

SERVICE TIME • 11.000 **OPTIONS USED** • 0/3

FRONT OFFICE

COACHES

ANDRUS

2019 REVIEW

OPINIONS

RECORDS

DEVELOPMENT

MEDIA

CAREER: Andrus enters his 12th Major League season as one of longest-tenured players in Rangers history, the only player to remain in the organization since 2007...he is one of just 5 Rangers to appear in at least 11 different seasons with the club: 13—Juan Gonzalez, Ivan Rodriguez, Michael Young; 12—Jim Sundberg...the club's all-time leader in stolen bases and games at shortstop, he is also among the top three overall in team history in games, runs, triples, and hits...the two-time All-Star (2010, 2012) posted his best year in 2017, setting career highs in home runs, RBI, hits, OPS, and slugging, before an injury derailed his 2018 campaign...he is still the only MLB player with at least 10 seasons of 145-or-more games since the start of 2009, and ranks among overall leaders in that span in games (2nd, 1623), stolen bases (3rd, 302), and hits (5th, 1723)...posted his fifth season of 30+ steals in 2019, and his 10 seasons of 20+ steals are a club record and the most of any MLB player since 2009...leads all Major League shortstops in most categories since 2009, including putouts, assists, total chances, double plays, games, starts, and innings...as far as games played through his age-30 season, he ranks among the top 25 all-time in MLB history, trailing only the totals of Miguel Cabrera and Justin Upton among active players...signed an 8-year contract extension through 2022 with a vesting option for 2023 on April 4, 2013...led Rangers in doubles in 2014-15-17.

ENJOY YOUR YOUTH: Through his age-30 season, Andrus has accumulated 1623 games, 302 stolen bases, and 1723 hits...his 1623 games since the start of 2009 are 2nd-most in the Majors to Nick Markakis (1652)...the 1623 games rank 24th through age-30 season while 1723 hits rank T43rd with Ivan Rodriguez, one less than Pete Rose through his age-30 season...his 10 seasons of 145+ games before his age-31 season are T2nd-most all-time (see chart)...the only active players with more hits entering an age-31 season are Miguel Cabrera (1995) and Albert Pujols (1723)...he is one of 13 players in MLB history with at least 10 seasons of 20+ stolen bases through his age-30 season, one of only 8 players to pull that trick in the modern era (see chart), and 5 of the other 7 are in the Hall of Fame...was the youngest Ranger ever with 40+ stolen bases in a season (age 24 season in 2013).

MOST SEASONS OF AT LEAST 145 GAMES THROUGH AGE-30 SEASON, MODERN ERA

NO.	PLAYER	YEARS
11	Andruw Jones	1997-2007
10	Hank Aaron	1955-64
10	Ron Santo	1961-70
10	Cal Ripken Jr.	1982-91
10	Miguel Cabrera	2004-13
10	Elvis Andrus	2009-19

PULLING RANK: Enters this season ranked among all-time Texas leaders in steals (1st, 302), games (2nd, 1623), at-bats (2nd, 6263), triples (2nd, 48), sac hits (2nd, 100), runs (3rd, 882), hits (3rd, 1723), strikeouts (3rd, 947), doubles (5th, 298), total bases (5th, 2336), multi-hit games (5th, 446), walks (6th, 508), RBI (7th, 629), and extra-base hits (8th, 419)...is also the all-time club leader in games at shortstop (1599), bunt hits (49), and infield hits (231).

STOLEN BASES: His 31 stolen bases in 2019 were most since 2013 (42), 4th-most in the A.L....marked his 5th season with 30+ SB, most since career-high 42 SB in 2013...led Rangers in SB for an 8th time, 6th time to lead outright...has posted 20+ steals in 10 of his first 11 seasons in the Majors, most such seasons of any MLB player since 2009...he is the all-time Rangers leader with 302 career stolen bases, recording steal no. 300 on 9/26/19 vs. BOS...his 5 seasons of 30+ steals, 8 seasons of 25+, and 10 seasons of 20-or-more are all club records...has ranked in A.L.'s top 10 in stolen bases in 9 of his 11 ML seasons (excluding 2012 and 2018).

AT LEAST 10 SEASONS OF 20-OR-MORE STEALS THROUGH AGE-30 SEASON, MODERN ERA

NO.	PLAYER	YEARS
12	Ty Cobb	1906-17
11	Rickey Henderson	1979-89
10	Joe Tinker	1902-11
10	Sherry Magee	1905-14
10	Tris Speaker	1909-18
10	Cesar Cedeno	1971-80
10	Tim Lincecum	1981-90
10	Elvis Andrus	2009-17, 2019

Had a club-record 3 steals of home last season, the most in the Majors since KC's Jon Nunnally (4) in 1995...his 7 career steals of home are 2nd-most in MLB since 1974 behind Hall of Famer Paul Molitor (11)...the list of 7: 5/20/11 at PHI, 6/18/11 at ATL, 8/19/13 vs. HOU, 9/1/15 at SD, 4/14/19 vs. OAK, 6/14/19 at CIN, 7/2/19 vs. LAA...had season high 3 SB, 7/2/19 vs. LAA...on 4/14/19 vs. OAK became 1st MLB player with a steal of home and a home run in the same game since BOS' Mike Napoli on 6/22/14 at OAK, 3rd instance in Rangers history (Mitch Moreland on 10/11/10 vs. LAA and Juan Beniquez on 7/6/77 vs. OAK)...his 2015 instance was 1st straight steal of home by a Ranger since Scarborough Green did it on 5/26/00 vs. MIN.

Recorded 2 steals on 4/18/14 vs. CWS to both tie and pass Ian Kinsler (172) for club record in stolen bases...with career-high 42 steals in 2013, was the 1st Ranger to reach that figure since Otis Nixon (52) in 1995...in 2011, was successful in 1st 19 steal attempts, the longest season-opening streak in club history (Kinsler, 17 in both 2007 and 2008) and matching the

team's 2nd-longest overall streak ever...overall had 27 straight steals in regular and postseason between being caught in Game 1 of 2010 ALDS vs. Tampa Bay and 6/8/11 vs. Detroit...matched club rookie record (Cecil Espy in 1988) with 33 steals in 2009, 6th in A.L.

PLAYERS TO APPEAR IN AT LEAST 11 CONSECUTIVE SEASONS, WASHINGTON/TEXAS FRANCHISE HISTORY (1961-2019)

- 13 - Michael Young - TEX - 2000-12
- 12 - Ivan Rodriguez - TEX - 1991-2002
- 11 - Charlie Hough - TEX - 1980-90
- 11 - Juan Gonzalez - TEX - 1989-99
- 11 - Elvis Andrus - TEX - 2009-19**

HOME RUNS: Has posted the two highest home run totals of his career over the last 3 seasons: 20 in 2017 and 12 in 2019...has hit over half of his career HR (38 of 73, 52.1%) since the start of 2017...from the start of 2018 through 4/14/19, hit 9 straight HR in Arlington, but enters 2020 having hit 5 straight and 8 of his last 9 long balls on the road...hit solo HR 8/9/19 at MIL off Josh Hader, 1st game-tying or go-ahead blast of his career in 9th inning-or-later...posted lone career grand slam on 7/24/18 vs. OAK...has 3 career multi-HR games: 9/24/16 at OAK, 6/26/17 at CLE, 9/3/17 vs. LAA.

Since Sept. 2016, has hit 42 HR in a span of 18 in-season calendar months (40.98 AB/HR), this after 31 HR in the first 47 months in his career (146.5 AB/HR)...before his newfound power stroke, produced 2 HR droughts in excess of 500 AB...drought of 705 AB/179 G between HR on 9/2/09 vs. TOR and 4/4/11 vs. SEA was 2nd-longest in Rangers history to Scott Fletcher (914 AB/244 G to end TEX career)...Andrus did not hit a HR in 588 AB in 2010, one shy of club record for at-bats in a season without a HR (Otis Nixon-589 AB in 1995).

With his career-high 20 HR in 2017, became just 4th player with a 20+ HR season in the 9th-or-later season in his ML career after never having a 10+ HR campaign, joining Cap Anson (1884), Lonnie Smith (1989), and John Vander Wal (2000) - credit to Elias Sports Bureau...was 5th Texas SS with a 20-HR season, joining Toby Harrah (1974-75), Kevin Elster (1996), Alex Rodriguez (2001-02-03), and Michael Young (2004-05).

RBI: His 72 RBI in 2019 were 2nd-most in his career, trailing only career-high 88 RBI in 2017, as 3 of his 4 highest RBI figures have come in the past 5 seasons (69 RBI in 2016)...posted 70 RBI as a SS in '19, 4th-most in the A.L....the 88 RBI in 2017 were most by a Texas SS since Michael Young's 94 in 2007...had 86 of his 88 RBI as a SS, T2nd-most in MLB (CLE's Francisco Lindor-88, NYY's Didi Gregorius-86)...Andrus posted career bests with 20 go-ahead RBI and 10 game-winning RBI in 2018...his 20 RBI in May 2017 were the most in any month in his career...has pair of career-high 5 RBI games: 5/30/17 vs. TB and 7/24/18 vs. OAK.

RUNS: Scored 81 runs in 2019, his 2nd-highest total in the past 6 seasons (2014-19)...has 11 campaigns of 50+ runs, 2nd-most in team history (12-Michael Young)...in 2017, reached 100 runs

scored for the only time in his career, becoming one of just two Rangers to reach the mark since 2013 (Ian Desmond w/107 R in 2016)...he is one of only 3 MLB players to score 50+ runs every year from 2009-19 (also Nick Markakis and Adam Jones).

FIELDING: In 2019, posted career-high .978 (13 E/597 TC) fielding pct. and led all A.L. shortstops in putouts (205)...also ranked 2nd in total chances (597), assists (379), and double plays (80), and was 3rd in starts (146) and fielding percentage...last season had errorless streaks of 28 G (4/5-5/10) and 25 G (7/16-8/14)...in 2017, was one of 3 A.L. Gold Glove finalists at SS after leading MLB SS in assists (493) and TC (755) while posting .977 fielding pct., his highest mark until last year.

All-time club leader in games at shortstop (1599), more than double the next-closest Ranger (Michael Young, 792)...since the start of 2009, leads all ML shortstops in games, starts (1577), innings (13897.2), putouts (2496), total chances (7113), assists (4426), and double plays (1054)...is the all-time Rangers leader at shortstop in all of those categories as well...in 2015, set career highs in starts (159), innings (1404.2), chances (786), assists (club-record 516), putouts (248), and double plays (114).

Has had 2 errors in an inning twice in his career: 8/31/12 at CLE (4th) and 7/27/14 vs. OAK (3rd), and also had a postseason instance in 2015 ALDS G5 at TOR (7th)...had a 54-game errorless streak between miscues on 8/19/11 and 5/1/12, the 2nd-longest span ever for a Texas shortstop and best ever for a regular...had career-high 25 errors in 2011, most for a Texas shortstop since Royce Clayton (25) in 1999...tied the ML record for a shortstop by participating in 5 double plays, 4/15/11 at NYY...his 140 starts in 2009 were the most ever for a franchise rookie shortstop.

POSTSEASON: Started each of Rangers' 42 playoff games from 2010-16 at shortstop...is Texas' all-time postseason leader in hits (46), steals (9), games, multi-hit games (14), and at-bats (173), and ranks 2nd in runs (21) to Nelson Cruz (26)...had team-high 4 hits in 2016 ALDS loss vs. TOR, hits in all 3 games, and has an active 10-game postseason hit streak in Arlington (.390, 16-41)...hit lone postseason HR in 2016 ALDS G3 at TOR, the only such HR ever by a Texas SS...had hits in 3 of 5 games in 2015 ALDS...went 2-for-4 in club's loss to BAL in 2012 A.L. Wild Card Game...in 2011, batted .235 (16-68) in the 17 playoff games, hitting safely in 11 of those...was 2-for-14 in ALDS vs. TB, a pair of singles in Game 3...batted .240 (6-25) in the 6-game ALCS vs. DET with lone stolen base of postseason coming in Game 6...had a .276 (8-29) average in the World Series against STL, hitting safely in Games 2-6...scored the winning run in top of 9th of Game 2...was team leader in at-bats (68), hits (20), and steals (8) in 2010 playoffs, as 8 SB remain T5th-most ever in a single postseason...had a .294 overall average with 4 RBI...hit safely in each of 1st 12 playoff games (5-ALDS; 6-ALCS; 1 WS) at .333 (18-54), tying 3rd-longest hit streak to begin postseason career in baseball history...matched Nelson Cruz for most hits in the ALDS (8), youngest player to lead or tie a playoff series in hits since Mets' Gregg Jeffries had 9 at age 21 in 1988 NLCS vs. the Dodgers...had steal of home on double steal in the 1st inning of ALCS Game 2 vs. NYY, the 1st steal of home in a playoff game since ANA's Brad Fuller in Game 2 of 2002 WS vs. SF.

TOUGH ON TRIBE: Has hit safely in 66 of 74 career games vs. CLE, with his .367/.435/.554/.988 (102-278) slash line holding his highest marks in those categories against any A.L. opponent...has hit safely in 35 of 38 career games at Progressive Field at 410/.475/.604/1.079 (59-144) with 6 HR and 21 RBI, highest OPS in any park with 3+ games and T2nd-most HR in any opponent's facility (7 at OAK; 6 at CLE/HOU)...owns highest BA and OBP of any player in Progressive Field history (100+ AB), and his 1.079 OPS ranks 3rd to only Albert Belle (1.098) and Troy Glaus (1.084)...hit safely in 1st 27 G at Progressive (8/11/09-5/26/15), 2nd-longest streak in that park's history and longest ever by a Ranger in one road city...was also the longest hit streak in an opposing park since FLA's Luis Castillo, 32 G at Shea Stadium from 2001-05...double on 5/25/15 at CLE was 1000th career hit...his career-opening 39-G hit streak vs. Tribe (4/6/09-6/7/14) is 2nd-longest by any player vs. one opponent in modern era to Vladimir Guerrero's career-opening 44-G streak vs. Rangers from 4/9/04-8/4/06...previous club record was 27 straight games by Ivan Rodriguez against TB, 6/2/98-6/23/00.

SMALL BALL: Selected 2019 A.L. "Best Hit-And-Run Artist" in *Baseball America* polling of managers, scouts and executives...his career-high 10 sac flies in 2019, which tied for A.L. lead, were most by a Ranger since 2011 (J. Hamilton-10)...has just one sacrifice hit since the start of 2017 (7/31/17 vs. SEA), and has 6 straight seasons in single digits after 12+ SH in each of his first 5 ML campaigns...according to baseball-reference.com, led majors in productive outs in 2011 (41), 2012 (39), 2014 (35), and 2019 (30), also ranking 4th in 2013 (29), T4th in 2015 (27), and T6th in 2017 (24)...still owns most sac bunts (100) in MLB since start of 2009...from 2010-13, became 1st ML player with 16+ sac bunts in at least 4 consecutive seasons since Bert Campaneris from 1975-78.

BATTING: Started strong, hitting safely in 14 of season's 1st 16 games at .403 (27-67)...had 2nd highest average in the A.L. through end of April at .361 (39-108) and was T1st in hits...had a .303 average at the All-Star break, but hit just .242 (66-273) in 68 games in the 2nd 'half'...hit safely in 9 straight games, 6/22-7/2, tying for the longest streak of the year by a Ranger...career high-tying 3 BB on 4/26 at SEA (5th time)...finished 2nd in A.L. w/ 37 hits in June (45-NYY's DJ LeMahieu)...had season-best 4 hits, 8/14 at TOR...hit .333 (27-81) in 'close-and-late' situations in 2019, T7th in A.L., and his .297 (252-848) career BA in those situations ranks 5th among active players with 500+ AB...has a .321 (117-364) figure in 'close-and-late' since start of 2015, tied with Xander Bogaerts for best in MLB in that span (min. 250 AB).

2019: Ranked among A.L. leaders in singles (6th, 122) and AB (10th, 600)...on 10-day injured list from 5/15-24 with a right hamstring strain...led the Rangers in hits (165) and multi-hit games (47), was 2nd in batting average (.275), games (147), runs (81), and triples (4-tied), and ranked 3rd in RBI (72) and doubles (27-tied)...started 146 games at shortstop and one as the DH...finished as the all-time Globe Life Park in Arlington (1994-2019) leader in steals (157), ranking 2nd to only Michael Young in games (814), hits (866), runs (451), doubles (152), and triples (34).

2018: Endured career lows in most categories due to stint on the disabled list from 4/12-6/17 with an olecranon fracture in his right elbow...moved from 10-day to 60-day DL on 5/2...suffered

injury when he was hit by a Keynan Middleton pitch while batting in the 9th inning on 4/11 vs. LAA...from his ML debut on 4/6/09 vs. CLE through the start of the 2018 DL stint, had been inactive for just 3 of Rangers' 1515 regular season/postseason games (on suspended list, 5/17/16; on MLB paternity list, 7/5/17 and 7/7/17)...posted 1500th career hit on 7/23/18 vs. OAK...after return from DL on 6/18, batted .245/.289/.347/.636 (84-343) in final 83 G...career-high 19 G hit streak from 7/15-8/8 (.345, 29-84) was T2nd-longest in MLB in 2018...went 1-for-24 with 3 BB, 3 SO, and one run scored over 7 G on injury rehabilitation assignment with Frisco (5 G) and Round Rock (2 G) before his return from the DL...**2017:** Compiled best season of his 10-year major league career, establishing single-season highs in home runs (20), extra-base hits (68), doubles (44), RBI (88), hits (191), runs (100), total bases (303), OPS (.808), and SLG (.471)...selected 2017 Rangers Player of the Year by the DFW chapter of the BBWAA...also posted career-best WAR figures from sources including Fangraphs (4.1), baseball-reference (4.7) and STATS LLC (4.9)...ranked among A.L. leaders in hits (3rd, 191), doubles (T4th, 44), games (T6th, 158), runs (T7th, 100), total bases (9th, 303), XBH (T9th, 68), stolen bases (10th, 25), multi-hit games (3rd, 54), and 3+ hit games (3rd, 20)...13th in league with a .297 average...led all Rangers in hits, 2B, R, TB, XBH, and BA, 2nd on club in RBI...selected Rangers Player of Month in both May and June, as each of the 4 times he has won the monthly team award came in 2016-17 (also April 2016 and Sept./Oct. 2016)...became the 2nd player in Washington/Texas franchise history with 20+ HR, 20+ SB, and 190+ hits in a single campaign, joining Hall of Famer Pudge Rodriguez, who pulled the trick in his 1999 A.L. MVP season...only other MLB player to do it in 2017 was reigning A.L. MVP Jose Altuve...made starts in every spot in the batting order, just the 4th player in Rangers history to accomplish that feat (others: Billy Sample in 1983; Mike Hargrove and Ken Henderson in 1977)...Andrus was part of the A.L. ASG Final Vote, which was won by KC's Mike Moustakas...MLB-high 13 doubles in August, T2nd-most in a month in club history (14 by Buddy Bell in Aug. 1979) and most since Mark DeRosa had 13 2B in May 2006...was charged with a caught stealing of 3rd base on 5/10/17 at SD, a play that did not involve the catcher (PO/CS)...it still ended Andrus' streak of 17 consecutive successful steals of 3rd base since he was last caught on 8/6/14 at CWS...**2016:** Posted career highs with a .302 BA and .362 OBP, while 439 SLG and .800 OPS are 2nd-best single-season marks...played through a sports hernia suffered in May, and had surgery to repair the injury on 11/1/16...his .302 BA ranked 10th in A.L., his lone career .300 season and 2nd-best among ML SS (LAD's Corey Seager-.309)...ranked among A.L. leaders in triples (T3rd, 7), sac flies (T5th, 7), stolen bases (T7th, 24), BA vs. LHP (1st, .348), BA with RISP (1st, .378), and PA/SO (10th, 8.1)...twice won Rangers Player of the Month honors (April and Sept./Oct.), 1st such selections in his career...over final 24 G beginning 9/1, produced a .349/.419/.627/1.046 slash (29-83)...career-high 4 XBH on 9/6/16 at SEA...**2015:** Overcame a slow start and became key part of offense in Rangers' surge to the postseason...career high with 160 games...career lows - full season - in av. (.258) and OBP (.309)...ranked among A.L. leaders in bunt hits (T2nd, 9) and infield hits (9th, 24)...team-high 159 starts, appeared in all but 2 Texas games (5/29 vs. BOS, 6/21 at CWS)...**2014:** In his 6th ML season, led Rangers in games (157), PA's (685), AB's (619, 8th in A.L.), singles (tied-125), doubles (35, T10th in A.L.), sac flies (7), and sac hits (9, T4th in A.L.)...career-high 21 GIDP's, T3rd in A.L. and T9th-most in a season in club history...had 4 hit streaks of 10+ games, tied

ANDRUS CONTINUED

for most in MLB in 2014 and most by a Ranger since Michael Young in 2007 (4)...his 11-game hit streak from 3/31-4/12 was 2nd-longest season-opening streak in club history (13 by Al Oliver, 1979)...ejected on 4/13 vs. HOU and 5/28 at MIN...**2013**: Led the A.L. in singles (143) and sacrifice bunts (16) and T3rd in steals (42)...topped the Rangers in runs (91), walks (52), and stolen bases...set career highs for steals...was the only ML player with at least 90 runs, 60 RBI, and 40 steals...played for Venezuela in World Baseball Classic, going 2-for-7 with 2 RBI and 2 stolen bases in 2 games...hit .313 (79-252) in 64 games after the All-Star break, 6th-best in the A.L. in that span (200 or more AB)...hit safely in first 16 games after break (7/19-8/3), longest hit streak by a Ranger in '13...career-high 5 hits on 5/18 vs. DET, first Ranger ever with 5+ hits, 3+ runs, and 2+ steals in that game...**2012**: Finished 2nd in the A.L. in triples (9), singles (137) and infield hits (38), all team bests, while also placing among the league leaders in at bats (T6th, 629) and hits (11th, 180)...the 9 triples remain a career high and are T5th-most triples in Rangers history...was 5th in the A.L. with .350 BA with RISP...was 0-for-1 in All-Star Game on 7/10 in KC, playing 9th inning at 3rd base in his 1st professional game at that position...had career-high 32-game on-base streak from 4/9-5/14, longest in A.L. for season...became the first Ranger ever with a triple and another extra-base hit (2B) in one inning on 9/14 vs. SEA (8th)...played for Magallanes in Venezuelan Winter League, batting .234 in 17 regular season games and .325 in 23 playoff games...**2011**: Placed among the A.L. leaders in sacrifice hits (3rd, 16) and stolen bases (37)...ranked among team leaders in steals (1st), hits (2nd, 164), runs (2nd, 96), games (3rd, 150), at-bats (3rd, 587), walks (3rd, 56), and on-base percentage (3rd, .347)...was youngest player to score at least 96 runs in season since KC's Carlos Beltran (112) in 1999 and 2nd youngest Ranger ever to Ruben Sierra (97) at age 21 in 1987...hit .337 in final 26 contests beginning 8/28...had RBI on 3 different suicide squeeze bunts: 4/18 vs. LAA (1B), 5/3 at SEA (1B), and 7/23 vs. TOR (SH)...**2010**: Tied for A.L. lead in sacrifice bunts (17) and ranked among the league leaders in bunt hits (3rd, 12), singles (4th, 138), infield hits (6th, 34), and stolen bases (T9th, 32)...led club in walks (64)...was 4th in the A.L. with a .347 average with RISP...moved into the leadoff spot on 4/18 at NYY and made each of his final 133 starts batting 1st...was youngest Texas player (21 yrs., 8 mos.) with a walk-off hit since Ivan Rodriguez on 5/24/92 on 4/23 vs. DET, night Rangers were honoring Elvis Presley...was selected to A.L. All-Star team as reserve at 21 years, 10 months, Texas' 2nd-youngest All-Star ever behind Ivan Rodriguez (20 years, 8 mos.) in 1992...**2009**: In 1st ML season, ranked among A.L. leaders in sacrifice bunts (T4th, 12), triples (T5th, 8), stolen bases (6th, 33), and bunt hits (T7th, 6)...led club in triples, steals, sac bunts, bunt hits, and infield hits (19) and was 2nd in games (145)...was the Rangers Rookie of the Year and placed 2nd in BBWAA L. Rookie of the Year voting behind Oakland's Andrew Bailey...was named the winner of the Larry Doby Award as the A.L. Rookie of the Year by the Negro Leagues Baseball Museum...was selected as the shortstop on Major League Rookie All-Star Teams by Topps and *Baseball Digest*...led A.L. rookies in games, hits, runs, total bases, triples, and stolen bases...did not turn 21 until 8/21 and was majors' youngest position player and 3rd youngest player overall for most of season...was the 1st A.L. player 20-years-or-younger to play at least 145 games in a season since Seattle's Alex Rodriguez in 1996...made MLB debut in season opener on 4/6 at 20 years, 223 days, 3rd-youngest opening day starter in club history...established club rookie record with 16-game hitting

streak, 8/28-9/14, longest by a player that young since Mets' Jose Reyes (17), 7/30-8/18/03...played for Magallanes in Venezuela, batting .247 in 23 regular season games...**2008**: Was selected as shortstop on Texas League's postseason all-star team at Double-A Frisco, the league's youngest player...ranked 2nd in league with 54 SB, most by any Texas minor leaguer, and was 4th with a .295 batting average...was starting shortstop for the World Team in Futures Game at Yankee Stadium on 7/13 (0-1, BB, R, SB) and played in Texas League All-Star Game...was rated by *Baseball America* as league's best defensive shortstop and 5th-highest prospect after the season...played for Magallanes in the Venezuelan Winter League, batting .257 in 50 games...**2007**: Combined for .257 (127-495) average with 5 home runs and 49 RBI in 126 games for Atlanta's High-A Myrtle Beach and Texas' High-A Bakersfield clubs...was the youngest player in the Carolina League, 4th-youngest in the California League and youngest player in the minors to spend the duration of the season at the High-A level or better...was selected to World Roster for Futures Game on July 8 at SF (0-2)...was traded to Texas on July 31 and made his Bakersfield debut on 8/1 at Visalia...named to Arizona Fall League's Top Prospects Team after batting .353 (18-51) with a .411 OBP for West Division-champion Surprise Rafters despite being youngest player in the league...**2006**: Spent entire season at Low-A Rome, ranking 6th among all Braves minor leaguers in doubles (25) and stolen bases (23)...was selected to South Atlantic League all-star squad after hitting .281 with 32 RBI in the 1st half...played in 2 games for Magallanes of VWL...was named Atlanta's 2nd-best prospect by *Baseball America* following the season, 4th-best prospect in the South Atlantic League...**2005**: Earned MVP honors for the Rookie Gulf Coast Braves...honored by Braves organization as GCL July Player of the Month...was sent to Rookie League Danville on 8/29 and hit .400 in the Appalachian League championship series...selected as Braves' 2nd-best overall prospect by *Baseball America* following the season.

COMMUNITY: Rangers' 2019 nominee for MLB's Roberto Clemente Award...participated in club's December hospital visits and toy drive, as well as caravan and Peek at the Park event over this past offseason...won 2017 Texas Rangers Heart and Hustle Award presented by the MLB Players Alumni Association...selected winner of the 2016 Richard Durrett Hardest Working Man Award by the DFW chapter of the BBWAA, an honor named for the former Rangers beat writer who passed away suddenly on June 17, 2014 at the age of 38...also tabbed winner of 2014 Jim Sundberg Community Achievement Award for significant contributions to the community...participated in club's hospital visits and Cowboy Santas Toy Drive in December 2014-15-16...provided tickets to the Down Syndrome Guild and Miracle League to bring youngsters and their families to Rangers games in 2014-2015...has been actively involved with the Down Syndrome Guild of Dallas, participating with a number of other prominent Dallas-Fort Worth individuals in that organization's 2014 and 2015 Charity Calendar and hosting a Thanksgiving event for Guild families in November 2013...has donated to Special Olympics and participated with Special Olympics/Law Enforcement Torch Run on presenting the torch prior to a Rangers game each year from 2012-2015 to help bring awareness to the Special Olympics games being held in Arlington, Texas each summer...has also donated funds to Liberty Cheer, hosted a holiday party in December 2015 for Special Olympics Young Athletes Program and made a donation

ANDRUS CONTINUED

FRONT OFFICE

COACHES

ANDRUS

2019 REVIEW

OPINIONS

RECORDS

DEVELOPMENT

MEDIA

to their program...donated funds to OurCalling to help purchase washing machines, computer equipment and daily essentials such as clothing, blankets, personal hygiene items and food to be distributed to homeless guests served in the community... served as the spokesperson for Dairy MAX throughout the 2011 season, promoting dairy products as part of a healthy lifestyle... has made donations to the Texas Rangers Baseball Foundation and participated in the Rangers Winter Caravan in 2014-20... has donated to the Community Food Bank, Baseball Tomorrow Fund and numerous youth baseball organizations around the Metroplex, Do It For Durrett, Michael Young Family Foundation, and Robinson Chirinos Foundation...has served on the Advisory Board for the Taylor Hooton Foundation since 2015.

PERSONAL: Elvis Augusto Andrus...is married to the former Cori Febles (6/1/17) and the couple has a son, Elvis Emilio (7/6/17), and daughter, Lucia Alessandra (11/27/18)...has an older brother, Eroid, an outfielder who played in the NYY and TB organizations from 2000-08 and was in minor league spring training camp with TEX in 2011...Elvis and Eroid both appeared for Texas in spring training game on 3/15/11 at LAD in Glendale...selected winner of 2015 Harold McKinney Good Guy Award from DFJW BBWAA Chapter...favorite player growing up was fellow Venezuelan Omar Vizquel...was also a fan of Derek Jeter...listens to music in his free time...favorite sport other than baseball is soccer...also played basketball and soccer in his youth...signed by ATL scouts Rolando Petit and Julian Perez.

CAREER RECORD

YEAR	CLUB	AVG	G	AB	R	H	TB	2B	3B	HR	RBI	SH	SF	BB-I	SO	SB	CS	HP	GDP	OBP	SLG
2005	GCL Braves—1	.295	46	166	26	49	66	6	1	3	20	0	2	19-0	28	7	4	4	1	.377	.398
	Danville	.278	6	18	3	5	6	1	0	0	1	0	0	4-0	4	1	0	0	0	.409	.333
2006	Rome	.265	111	437	67	116	158	25	4	3	50	2	1	36-1	91	23	15	2	8	.324	.362
2007	Myrtle Beach	.244	99	385	59	94	129	20	3	3	37	3	2	44-0	88	25	7	6	8	.330	.335
	Bakersfield—2	.300	27	110	19	33	41	2	0	2	12	1	0	10-0	19	15	8	2	2	.369	.373
2008	Frisco	.295	118	482	82	142	177	19	2	4	65	3	6	38-0	91	54	#16	6	17	.350	.367
2009	Texas	.267	145	480	72	128	179	17	8	6	40	12	3	40-0	77	33	6	6	4	.329	.373
2010	Texas	.265	148	588	88	156	177	15	3	0	35	#17	0	64-0	96	32	#15	5	6	.342	.301
2011	Texas	.279	150	587	96	164	212	27	3	5	60	16	1	56-0	74	37	12	5	17	.347	.361
2012	Texas	.286	158	629	85	180	241	31	9	3	62	#17	3	57-0	96	21	10	5	15	.349	.378
2013	Texas	.271	156	620	91	168	205	17	4	4	67	#16	6	52-1	97	42	8	4	19	.328	.331
2014	Texas	.263	157	619	72	163	206	35	1	2	41	9	7	46-0	96	27	#15	3	21	.314	.333
2015	Texas	.258	160	596	69	154	213	34	2	7	62	8	9	46-1	78	25	9	2	14	.309	.357
2016	Texas—3	.302	147	504	75	153	222	31	7	8	69	4	7	47-2	70	24	8	4	18	.362	.439
2017	Texas—4	.297	158	643	100	191	303	44	4	20	88	1	4	38-0	101	25	*10	3	18	.337	.471
2018	Texas—5	.256	97	395	53	101	145	20	3	6	33	0	2	28-0	66	5	3	3	8	.308	.367
	Frisco	.056	5	18	1	1	1	0	0	0	0	0	0	1-0	2	0	0	0	0	.105	.056
	Round Rock	.000	2	6	0	0	0	0	0	0	0	0	0	2-0	1	0	1	0	0	.250	.000
2019	Texas—6	.275	147	600	81	165	236	27	4	12	72	0	*10	34-1	96	31	8	4	16	.313	.393
	Frisco	.167	2	6	1	1	4	0	0	1	1	0	0	0-0	1	0	0	0	0	.167	.667
MAJOR TOTALS		.275	1623	6263	882	1723	2336	298	48	73	629	100	52	508-5	947	302	104	44	156	.331	.373
MINOR TOTALS		.271	416	1628	258	441	582	73	10	16	186	9	11	154-1	325	125	51	20	36	.339	.357

* Led league # Tied for league lead

- 1- Signed by Atlanta as a non-drafted free agent on Jan. 25, 2005...signed by Rolando Petit and Julian Perez.
- 2- Acquired by Texas from Atlanta, along with RHP Neftali Feliz, LHP Matt Harrison, LHP Beau Jones, and C Jarrod Saltalamacchia, in exchange for 1B Mark Teixeira and LHP Ron Mahay on July 31, 2007.
- 3- On MLB Suspended List, May 17, 2016.
- 4- On MLB Paternity Leave List, July 5-7, 2017.
- 5- On disabled list, April 12-June 17, 2018, with olecranon fracture in right elbow...included rehab assignment with Frisco, June 11-17, and Round Rock, June 16-17, 2019.
- 6- On injured list, May 15-24, 2019, with right hamstring strain...included rehab assignment with Frisco, May 21-24.

POSTSEASON RECORD

SERIES	CLUB	AVG	G	AB	R	H	TB	2B	3B	HR	RBI	SH	SF	BB-I	SO	SB	CS	HP	GDP	OBP	SLG
2010 ALDS	TEX vs. TB	.333	5	24	2	8	9	1	0	0	1	0	0	0-0	2	3	1	0	2	.333	.375
2010 ALCS	TEX vs. NYY	.333	6	27	4	9	11	2	0	0	2	1	0	2-0	3	4	0	0	0	.379	.407
2010 WS	TEX vs. SF	.176	5	17	2	3	3	0	0	0	1	0	1	3-0	3	1	0	0	1	.286	.176
2011 ALDS	TEX vs. TB	.143	4	14	1	2	2	0	0	0	0	0	0	3-0	3	0	1	1	0	.233	.143
2011 ALCS	TEX vs. DET	.240	6	25	4	6	6	0	0	0	1	1	0	3-0	2	1	1	0	1	.321	.240
2011 WS	TEX vs. STL	.276	7	29	5	8	9	1	0	0	2	0	1	1-0	7	0	0	0	1	.300	.310
2012 ALWC	TEX vs. BAL	.500	1	4	0	2	2	0	0	0	0	0	0	0-0	0	0	0	0	1	.500	.500
2015 ALDS	TEX vs. TOR	.182	5	22	1	4	4	0	0	0	1	0	0	0-0	4	0	1	0	0	.182	.182
2016 ALDS	TEX vs. TOR	.364	3	11	2	4	9	0	1	1	1	0	0	0-0	0	0	1	0	0	.364	.818
WC TOTALS		.500	1	4	0	2	2	0	0	0	0	0	0	0-0	0	0	0	0	1	.500	.500
LDS TOTALS		.254	17	71	6	18	24	1	1	1	3	0	0	3-0	9	3	4	1	2	.293	.338
LCS TOTALS		.288	12	52	8	15	17	2	0	0	3	2	0	5-0	5	5	1	0	1	.351	.327
WS TOTALS		.239	12	46	7	11	12	1	0	1	2	1	1	4-0	10	1	0	0	2	.294	.261
POSTSEASON TOTALS		.266	42	173	21	46	55	4	1	1	7	4	1	12-0	24	9	5	1	6	.316	.318

ALL-STAR GAME RECORD

YEAR	CLUB	AVG	G	AB	R	H	TB	2B	3B	HR	RBI	SH	SF	BB-I	SO	SB	CS	HP	GDP	OBP	SLG
2010	AL, LA of Anaheim	.000	1	1	0	0	0	0	0	0	0	0	0	0-0	0	0	1	0	0	.000	.000
2012	AL, Kansas City	.000	1	1	0	0	0	0	0	0	0	0	0	0-0	0	0	0	0	0	.000	.000
ASG TOTALS		.000	2	2	0	0	0	0	0	0	0	0	0	0-0	0	0	1	0	0	.000	.000

WORLD BASEBALL CLASSIC RECORD

YEAR	CLUB	AVG	G	AB	R	H	TB	2B	3B	HR	RBI	SH	SF	BB-I	SO	SB	CS	HP	GDP	OBP	SLG
2013	Venezuela	.286	2	7	2	2	2	0	0	0	2	0	0	0-0	1	2	0	1	0	.375	.286

ANDRUS CONTINUED

CAREER FIELDING

SS	PCT	G	PO	A	E	TC	DP
2009	.968	145	*261	407	22	690	98
2010	.976	148	242	401	16	659	89
2011	.963	147	245	407	*25	677	#102
2012	.976	157	233	414	16	663	91
2013	.976	146	212	362	14	588	97
2014	.971	153	*237	371	18	626	94
2015	.972	*160	*248	*516	22	*786	*114
2016	.974	147	229	413	17	659	105
2017	.977	157	*245	*493	17	*755	107
2018	.973	97	139	263	11	413	77
2019	.978	146	205	379	13	597	80
Totals	.973	1599	2496	4426	191	7113	1054

CAREER HIGHS

Hits: 5, May 18, 2013 vs. DET
Runs: 4, 3x, last May 8, 2012 at BAL
Doubles: 3, 3x, last Aug. 4, 2017 at MIN
Triples: 2, April 2, 2013 at HOU
Home Runs: 2, 3x, last Sept. 3, 2017 vs. LAA
RBI: 5, 2x, last July 24, 2018 vs. OAK
Walks: 3, 5x, last April 26, 2019 at SEA
Stolen Bases: 4, June 30, 2009 vs. LAA
Hitting Streak: 19, July 15-Aug. 8, 2018

MULTI-HR GAMES (3)

Sept. 24, 2016 at OAK
 June 26, 2017 at CLE
 Sept. 3, 2017 vs. LAA


GRAND SLAMS (1)

July 24, 2018 vs. OAK (Wendelken)

2020 RANGERS NAME PRONUNCIATIONS

NAME	PHONETIC PRONUNCIATION
Elvis Andrus	an-DROOS
Jason Bahr	bar
Robinson Chirinos	chee-REE-nohs
Nick Ciuffo	SHOO-fo
Luke Farrell	FAIR-uhl
Tim Federowicz	feh-d-er-oh-vich
Adolis García	ah-DOH-lees
Taylor Guerrieri	guh-RARE-ee
Ronald Guzmán	GOOZ-mahn
Taylor Hearn	hern
Scott Heineman	HIY-neh-min
Wei-Chieh Huang	WAY-jay wahng
Ariel Jurado	air-REE-el hurr-RAH-doe
Isiah Kiner-Falefa	KYE-nuhr fuh-LEH-fuh
Corey Kluber	CLUE-burr
José Leclerc	luh-KLURK
Yohander Méndez	yo-HAHN-der
Juan Nicasio	nih-KAH-see-oh
Rougned Odor	ROOG-nehd oh-DOER
Rob Refsnyder	ref-snyder
Arturo Reyes	are-TOUR-oh
Yadiel Rivera	YAH-dee-el
Joely Rodríguez	joe-EH-lee
Nick Solak	SO-lack
Blake Swihart	SWY-hart
Jose Trevino	treh-VEEN-yo
Edinson Vólquez	EHD-in-sin VOHL-keh

SHERTEN APOSTEL



3B #82

R
BATS

R
THROWS

6'4"
HEIGHT

235^{lbs}
WEIGHT

21
OPENING DAY AGE

BORN • March 11, 1999 in Willemstad, Curacao

RESIDES • Willemstad, Curacao

ACQUIRED • As a PTBNL from Pittsburgh on Aug. 17, 2018.

CONTRACT STATUS • Signed through 2020

SERVICE TIME • 0.000 **OPTIONS USED** • 0/3

FRONT OFFICE

COACHES

APOSTEL

2019 REVIEW

OPPONENTS

RECORDS

DEVELOPMENT

MEDIA

CAREER: Apostel, who turns 21 during spring training, enters his second full season in the Texas organization coming off a breakout campaign in 2019 that saw him jump from unranked to no. 11 on *Baseball America's* rankings of the club's top prospects...was added to the 40-man roster in November and will be in Major League camp for the 1st time after establishing career highs in most offensive categories last season...slashed .251/.359/.440/.779 (105-418) between Low-A Hickory and High-A Down East in his 1st career action above Short-A... participated in inaugural Rangers' Futures Camp in October, joining fellow top prospects from the Texas farm system in workouts and scrimmages held at Globe Life Park in Arlington and Dr Pepper Ballpark in Frisco...over 4 minor league seasons, the former Pittsburgh farmhand has slashed .249/.368/.426/.794, including .259/.351/.442/.793 since joining the TEX org. in 2018...acquired by Texas as a player to be named later from the Pirates on Aug. 17, 2018, completing a July 31, 2018 trade that sent RHP Keone Kela to PIT in exchange for LHP Taylor Hearn.

2019: Tabled by *Baseball America* as the 16th-best prospect in the South Atlantic League...recovered from slow start at Hickory. .240/.311/.377/.688 (42-175) through 1st 49 G, to earn organization's internal June Player of the Month award after batting .297/.387/.688/1.074 (19-64)...was T4th among SAL leaders with 15 HR at the time of his promotion to Down East on 7/17...produced a 27-game on-base streak with the Wood Ducks from 7/25-8/27, batting .329/.476/.561/1.037 (27-82) with 4 HR and 22 BB/26 SO over that span...closed the season by slashing .286/.434/.488/.922 (24-84) in 27 G during August, ranking among Carolina League leaders for the month in OBP (2nd, .434), OPS (4th, .922) and HR (T5th, 4)...according to FanGraphs, Apostel's career-high 19 home runs matched Anderson Tejeda's 2018 output for the most single-season HR by a Rangers farmhand under the age of 21 since Joey Gallo

hit 42 HR as a 20-year-old in 2014...career-best .935 fielding percentage in 108 starts at third base marked a significant improvement from 2018 output (.860) despite 149 additional chances...made 10 starts at first base for the Crawdads, his first time seeing action at a position other than third base as a pro.

2018: Combined to bat .278/.420/.460/.880 (49-176) over 53 G in his 1st season stateside...spent majority of the campaign at Bristol (Pirates Rookie) in the Pirates organization and also logged time at (Short-A) Spokane after he was traded to Texas on 7/31...18.3% (32 BB/175 PA) walk percentage over 41 G with Bristol was 4th-highest among Appalachian League batters (min. 100 PA)...activated at Spokane on 8/20 and slashed .344/.432/.475/.907 (21-61) with 2 HR and 14 RBI over 18 total contests with the Indians, including 6 G in the Northwest League Playoffs...participated in the U-23 Baseball World Cup in Barranquilla, Colombia during the offseason where he led the Netherlands in batting average (.375), HR (2), RBI (9) and OPS (1.194)...**2017:** Named to the Dominican Summer League mid-season All-Star team, as well as *Baseball America's* DSL Classification All-Star team...paced qualified Pirates minor leaguers and tied for the DSL lead with a 21.6% (56 BB/259 PA) walk percentage...ranked second in the circuit in home runs (9), RBI (48) and walks, and finished 5th in OPS (.917)...belted 5 HR in 4 G from 7/5-8, collecting 9 RBI over that span...**2016:** Registered a .583 OPS in 48 appearances with the DSL Pirates in his 1st pro season...batted .164/.290/.213/.503 (20-122) over 35 G in June-July, but finished with a .300/.352/.420/.772 (15-50) slash line in Aug.


PERSONAL: Sherten Wimbert Ramiro Apostel...younger brother, Shendrick, is a 6-foot-5-inch, 245-pound first baseman in the Pirates farm system...originally signed by Pittsburgh as a non-drafted free agent on 7/2/15.

CAREER RECORD

YEAR	CLUB	AVG	G	AB	R	H	TB	2B	3B	HR	RBI	SH	SF	BB-I	SO	SB	CS	HP	GDP	OBP	SLG
2016	DSL Pirates—1	.205	48	171	24	35	47	7	1	1	9	3	1	24-0	61	1	1	2	5	.308	.275
2017	DSL Pirates	.258	61	198	43	51	98	12	4	9	48	1	2	56-5	49	4	5	2	3	.422	.495
2018	Bristol	.259	41	139	28	36	64	7	0	7	26	0	1	32-0	42	3	1	3	6	.406	.460
	Spokane—2	.351	12	37	7	13	17	1	0	1	10	0	2	9-0	8	0	1	1	1	.469	.459
2019	Hickory	.258	80	283	38	73	133	13	1	15	43	0	3	28-0	71	2	1	5	14	.332	.470
	Down East	.237	41	135	18	32	51	5	1	4	16	0	0	23-0	49	0	0	1	2	.352	.378
MINOR TOTALS		.249	283	963	158	240	410	45	7	37	152	4	9	172-5	280	10	9	14	31	.368	.426

* Led league # Tied for league lead

- 1- Signed by Pittsburgh as a non-drafted free agent on July 2, 2015.
- 2- Acquired by Texas from Pittsburgh as a player to be named later on Aug. 17, 2018, completing a July 30, 2018 trade that sent RHP Keone Kela to Pittsburgh in exchange for LHP Taylor Hearn.



JASON BAHR

R
BATS

R
THROWS

6'5"
HEIGHT

195^{lbs}
WEIGHT

25
OPENING DAY AGE

BORN • Feb. 15, 1995 in Orlando, FL

RESIDES • Longwood, FL

ACQUIRED • In a trade with San Francisco on July 8, 2018

CONTRACT STATUS • Signed through 2020

SERVICE TIME • 0.000 **OPTIONS USED** • 0/3

NON-ROSTER INVITEE

CAREER: The Texas organization's 2019 Nolan Ryan Minor League Pitcher of the Year is coming off a career-best season in which he led all Rangers farmhands in strikeouts (126) and ranked second in wins (10)...is in Major League spring training camp as a non-roster invitee for the first time...reached the Double-A level for the first time last season after earning Carolina League mid-season All-Star honors with High-A Down East to begin the year...was the starting pitcher for the South Division in the 2019 CL All-Star Game...is entering his second full season in the Texas organization after being acquired from San Francisco, along with RHP Cory Gearrin and OF Austin Jackson, in exchange for a player to be named later or cash considerations on 7/8/18...over three minor league seasons, has gone 23-14 with a 3.07 ERA and 1.140 WHIP figure in 60 games/54 starts, averaging 9.7 strikeouts and 3.2 walks per 9 innings...the Florida native was originally selected by the Giants in the fifth round of the 2017 June draft out of the University of Central Florida.

2019: Combined to go 10-4 with a 2.51 ERA (34 ER/122.0 IP) over 23 G/GS with Frisco and Down East...was selected 2019 Nolan Ryan Minor League Pitcher of the Year after leading the Texas organization with 126 strikeouts and finishing 2nd in wins (11-Tim Brennan)...was recognized in an on-field ceremony in Arlington prior to game on 9/27 vs. NYY...began the season with Down East and was promoted to Frisco on 6/21...his 1.71 ERA led the Carolina League (min. 50 IP) in the season's 1st 'half', earning him CL mid-season All-Star honors...was the starting pitcher for the South Division in the CL All-Star Game (1.0 SHO IP, 1 SO) on 6/18 in Frederick, Md...went 3-1, 1.20 (4 ER/30.0 IP) over final 5 G/GS with Frisco after going 1-2, 5.03 (19 ER/34.0 IP) in 1st 7 G/GS at Double-A...limited opponents

to a .189/.287/.255/.542 slash line, including a .151 BA (30-199) by LHB and a .222 BA (50-225) by RHB...struck out 126 of 489 (25.8%) batters faced.

2018: Acquired from San Francisco on 7/8, along with RHP Cory Gearrin and OF Austin Jackson, in exchange for a player to be named later or cash considerations...combined to go 10-8 with a 3.52 ERA (47 ER/120.1 IP) in 24 G/GS with Augusta (A), San Jose (A+), and Down East...at the time of his promotion to San Jose on 6/21, ranked among South Atlantic League leaders in SO/9 (2nd, 11.53) and strikeouts (2nd, 88)...went 8-4, 2.55 (24 ER/84.2 IP) with a 1.03 WHIP figure in 16 G/GS prior to trade...held opponents to .208/.276/.347/.623 slash line in those outings...recorded career-high 11 SO in back-to-back outings with Augusta on 5/10 vs. Rome and 5/18 at Greenville...in last 4 outings with Down East, went 2-1, 3.60 (8 ER/20.0 IP) with 7 BB/19 SO...**2017:** Tied for Short-A Salem-Keizer club lead in wins (3) in pro debut...did not allow a home run in 33.0 IP...went 2-1, 2.59 (7 ER/24.1 IP) as a starter and 1-1, 6.23 (6 ER/8.2 IP) in relief...opposition hit .248/.329/.320/.649.

PERSONAL/AMATEUR: Jason Thomas Bahr...began college career in 2014 as a walk-on at the University of Central Florida... was cut prior to the 2016 season, but rejoined the program for the 2017 season under a new head coach, posting a 2.97 ERA with 95 strikeouts against 15 walks in 60.2 innings while holding opponents to a .191 batting average...continued taking classes and worked as a lifeguard during time away from baseball before returning to play in the Florida Collegiate Summer League...majored in Economics...was a four-year letter winner at Lake Mary (Fla.) High School...originally signed by Giants scout Jim Gabella...participated in the Dallas minicamp at the Texas Rangers Youth Academy in January.

CAREER RECORD

YEAR	CLUB	W-L	ERA	G	GS	CG	SHO	SV	IP	H	R	ER	HR	HB	BB-I	SO	WP	BK	AVG
2017	Salem-Keizer—1	3-2	3.55	13	7	0	0	0	33.0	31	16	13	0	4	11-0	36	3	1	.248
2018	Augusta	6-4	2.75	13	13	1	0	0	68.2	52	22	21	5	4	21-0	88	7	1	.211
	San Jose	2-0	1.69	3	3	0	0	0	16.0	12	3	3	3	2	2-0	15	1	0	.197
	Down East—2	2-4	5.80	8	8	0	0	0	35.2	42	25	23	4	4	12-0	32	3	0	.292
2019	Down East	6-1	1.71	11	11	0	0	0	58.0	37	13	11	2	5	26-0	58	2	0	.179
	Frisco	4-3	3.23	12	12	0	0	0	64.0	43	25	23	2	4	25-0	68	6	0	.198
MINOR TOTALS		23-14	3.07	60	54	1	0	0	275.1	217	104	94	16	23	97-0	297	22	2	.217

* Led league # Tied for league lead

1- Selected by San Francisco in the 5th round of the 2017 June draft...signed by Jim Gabella.

2- Acquired by Texas from San Francisco, along with RHP Cory Gearrin and OF Austin Jackson, in exchange for a player to be named later or cash considerations on July 8, 2018.

FRONT OFFICE

COACHES

BAHR

2019 REVIEW

OPPOSITIONS

RECORDS

DEVELOPMENT

MEDIA

JOE BARLOW



RHP #65

R BATS **R** THROWS
6' 2" **210**_{lbs}
 HEIGHT WEIGHT
24
 OPENING DAY AGE

BORN • Sept. 28, 1995 in Riverton, UT

RESIDES • Riverton, UT

ACQUIRED • Selected in the 11th round of the 2016 June draft

CONTRACT STATUS • Signed through 2020

SERVICE TIME • 0.000 **OPTIONS USED** • 0/3

NON-ROSTER INVITEE

FRONT OFFICE

COACHES

BARLOW

2019 REVIEW

OPPONENTS

RECORDS

DEVELOPMENT

MEDIA

CAREER: Barlow will be in Major League spring training for the 1st time in his career and is seeking his MLB debut...reached Triple-A last season and was a Carolina League mid-season All-Star selection for High-A Down East after never previously pitching above Low-A...the 24-year-old right-hander owns a career 2.65 ERA over 193.2 minor league innings, including 2.29 (41 ER/161.0 IP) since 2017...opponents have batted .153 since the start of the 2018 campaign, the 4th-lowest mark among MiLB pitchers with at least 100.0 IP over that span...has posted a 12.87 strikeouts per 9 innings figure across 4 minor league seasons in the Texas organization...the Utah native was selected by the Rangers in the 11th round of the 2016 June draft out of Salt Lake Community College.

2019: Recorded 14.68 strikeouts per 9 innings (93 SO/57.0 IP) across 3 levels of the Texas farm system, the 6th-highest rate among minor league pitchers with at least 50.0 IP...named the best reliever in the Carolina League in *Baseball America's* annual Best Tools survey after posting a .132/.269/.197/.466 opp. slash line over 17 appearances at Down East...honored with organization's internal Reliever of the Month award for May, going 2-0 with a 0.00 ERA (0 ER/14.0 IP) and 4 BB/25 SO...allowed 0 ER in 15 consecutive outings from 4/10-5/27 and struck out 37 of 79 (46.8%) batters faced during that stretch...saw action in 13 games with Double-A Frisco from 5/30-7/11 and ranked among Texas League leaders (min. 15.0 IP) in SO/9 (2nd, 15.19), opp. AVG (3rd, .118), and ERA (T5th, 1.13) over that span...made his Nashville debut on 7/15 and proceeded to fan 22 batters over 17.1 IP (11.42 SO/9) in his 1st career stint at the Triple-A level...right-handed batters slashed .176/.289/.294/.583 (21-119) on the season compared to .225/.392/.275/.667 (18-80) line by left-handed opponents.

CAREER RECORD


YEAR	CLUB	W-L	ERA	G	GS	CG	SHO	SV	IP	H	R	ER	HR	HB	BB-I	SO	WP	BK	AVG
2016	AZL Rangers—1	2-4	4.41	13	3	0	0	2	32.2	29	17	16	4	3	19-0	29	2	0	.242
2017	Spokane	6-1	2.00	16	0	0	0	0	45.0	28	13	10	0	1	28-0	64	2	3	.177
2018	Hickory	3-3	1.68	38	0	0	0	8	59.0	22	14	11	3	0	41-3	91	8	0	.118
2019	Down East	4-0	0.38	17	0	0	0	4	23.2	10	2	1	1	0	15-0	44	2	0	.132
	Frisco	1-1	1.13	13	0	0	0	0	16.0	6	2	2	1	0	6-0	27	2	0	.118
	Nashville	1-1	8.83	19	0	0	0	0	17.1	23	17	17	1	0	21-0	22	2	0	.319
MINOR TOTALS		17-10	2.65	116	3	0	0	14	193.2	118	65	57	10	4	130-3	277	18	3	.178

* Led league # Tied for league lead

1- Selected by Texas in the 11th round of the 2016 June draft...signed by Josh Simpson.

2018: Held opponents to a .116/.274/.189/.463 slash line, posting the lowest opponent average among all minor league pitchers with at least 50.0 IP...named the best reliever in the South Atlantic League in *Baseball America's* annual Best Tools survey...ranked among the SAL relief leaders in opponent avg. (1st), SO/9 (3rd, 13.88), and fewest baserunners per 9.0 IP (4th, 9.61)...held RHB 6-for-105 (.057) with no extra-base hits and 54 SO...ended season with a 22.0-inning scoreless streak, holding opponents to a .110/.175/.137/.312 slash line with 6 BB/37 SO during the streak...went 0-2 with a 6.94 ERA (9 ER/11.2 IP) in 11 G with Surprise in the Arizona Fall League...**2017:** Ranked among the Northwest League relief leaders in opp. avg (2nd, .177), wins (T2nd, 6), and SO/9 (5th, 12.80)...opponents batted .177/.303/.222/.525...fanned 64 of 189 batters faced (33.9%), 2nd-highest rate among NWL pitchers with at least 40.0 IP behind Spokane teammate Cole Ragans (34.8%)...completed multiple innings in 15 of 16 G...named an organizational All-Star by MiLB.com...**2016:** Appeared in 13 games/3 starts with the AZL Rangers in his 1st pro season...was 2-2 with a 2.74 ERA (7 ER/23.0 IP) and 2 saves as a reliever and 0-2, 8.38 (9 ER/9.2 IP) as a starter.

PERSONAL/AMATEUR: Joseph Israel Barlow...went 3-3 with a 2.12 ERA (11 ER/46.2 IP) and 51 strikeouts over 13 games/7 starts as a sophomore at Salt Lake Community College...also started 25 games behind the plate for the Bruins...was a 2014 All-State selection at Riverton (Utah) High School...has seven brothers and three sisters.



GREG BIRD

L BATS
R THROWS

6'4" HEIGHT
220 lbs. WEIGHT

27 OPENING DAY AGE

BORN • Nov. 9, 1992 in Memphis, TN
RESIDES • Tampa, FL
ACQUIRED • Signed as a minor league free agent on Feb. 4, 2020.
CONTRACT STATUS • Signed through 2020
SERVICE TIME • 4.053 **OPTIONS USED** • 0/3

NON-ROSTER INVITEE

1B #20

CAREER: The 27-year-old Bird joined the TEX organization on a minor league contract with a spring training invitation on 2/4/20...has appeared in 186 games for NYY over the last 5 years while being hampered by several injuries...started 10 of the Yankees' first 14 games at first base in 2019 before being sidelined for the remainder of the year with a left plantar fascia tear...missed time for surgeries on his right ankle in both 2017 and 2018, and was also out the entire 2016 campaign following right shoulder surgery...has a .211 career batting average with 32 home runs and 98 RBI with 11 homers over 46 games as a late-season call-up in 2015...the Colorado native was selected by NYY in the 5th round of the 2011 MLB draft.

2019: Opened the season as the Yankees' regular 1B after leading Spring Training Grapefruit League in walks (13)...made 10 starts in first 14 games through 4/13...hit first career Opening Day home run, 3/28 vs. BAL...went 1-for-13 in last 4 games...final game was 4/13 vs. CWS...walked twice in a game 3 times...did not commit an error in 85 total chances...was placed on 10-day IL on 4/16 (retroactive to 4/14) with a left plantar fascia tear...was transferred to the 60-day I.L. on 5/12 and missed the remainder of the season...returned to play in 7 games for Gigantes in the Dominican Winter League, going 3-for-24 with one RBI.

2018: Began the year on the 10-day DL after undergoing surgery to remove a small broken spur on the outside aspect of his right ankle on 3/27...the surgery was performed by Dr. Martin O'Malley at the Hospital for Special Surgery in NYC...played in 12 games on rehab assignment with Tampa (High-A), Trenton (AA), and Scranton/Wilkes-Barre (AAA) before being activated on 5/26...established career highs in games (82), at bats (272), hits (54), doubles (16), homers (tied-11), RBI (38), and walks (30)...started 69 games at 1B and 3 at DH...of his 54 hits, 28 went for extra bases...of his 11 HR, 4 tied the game or gave the Yankees the lead...had a pair of homers, 6/29 vs. BOS and hit two grand slams, 7/11 at BAL and 8/19 vs. TOR...hit .571 (8-14) with runners in scoring position... was not on NYY's A.L. Wild Card Game or ALDS playoff rosters...**2017:** Started 40 games at 1B and 1 at DH with NYY...was placed on the 10-day DL on 5/2 with a right ankle bruise...played in 12 rehab games with Tampa and Scranton/Wilkes-Barre from 6/1-14 before returning to DL on 6/15 with a right knee contusion...was transferred to 60-day D.L. on 6/29...underwent surgery on 7/18 to remove the os trigonum bone in right ankle...began new rehab assignment on 8/16 with Scranton/Wilkes-Barre and was activated on 8/26... had 25 RBI in 29 games the rest of the year...had at least one extra-base hit in 7 straight games, 9/20-29 (4 2B and 4 HR) with at least one RBI in each game, tied for the 3rd-longest such streak in Yankees history...batted .244 with 3 HR and 6 RBI in 12 playoff games...homered in ALDS Games 2 and 3 vs. CLE, first Yankee to homer in consecutive postseason games since Robinson Canó in 2010 ALCS Games 4 and 5 vs. TEX...**2016:**

Missed entire season recovering from right shoulder labrum surgery...the surgery was performed on 2/2/16 by Dr. David Altchek in NYC...following the season, played for Scottsdale Scorpions in the Arizona Fall League, batting .215 with 1 HR and 10 RBI in 17 games...**2015:** Combined for a .277 average with 12 HR and 52 RBI in 83 games at Trenton and Scranton/Wilkes-Barre...was on Trenton DL from 5/8-6/4 with a right shoulder injury...was promoted to Scranton/Wilkes-Barre on 7/1...was selected by NYY on 8/13 and started 42 games at 1B the rest of the season with 11 HR and 31 RBI in 46 total contests...led the Yankees in home runs and tied for the lead in RBI from 8/13 through end of year...were the most homers by any Yankee in franchise history in his first Major League season after debuting in August or later, surpassing Steve Whitaker (7 HR in 1966 after debuting on 8/23) and T2nd most in MLB history...led all MLB rookies (min. 125 AB) with a 14.27 AB/HR ratio...was 0-for-5 in MLB debut, 8/13 at CLE...singled off LaTroy Hawkins for first hit, 8/15 at TOR with first 2 MLB HR off Ervin Santana, 8/19 vs. MIN...had 8 HR in September, most in a month by a Yankees rookie Shane Spencer in Sept. 1998 (8)...was 1-for-3 at 1B in loss to HOU in A.L. Wild Card Game.

2014: Combined to bat .271 with 14 HR and 43 RBI in 102 games at Tampa and Trenton...played for Scottsdale in the Arizona Fall League, batting .313 with 6 HR and 21 RBI in 26 games while being selected as league's Joe Black MVP...was named as an AFL Rising Star and was the MVP of the Fall Stars Game...was picked by *Baseball America* as the No. 4 prospect in NYY organization at season's end...**2013:** Led the South Atlantic League in on-base percentage (.428) and was among the league leaders in extra base hits (2nd, 59), RBI (T2nd, 84), runs (3rd, 84), doubles (5th, 36), and batting average (6th, .288) at Charleston (Low-A)...topped all minor league batters in walks (107)...was named to the SAL postseason All-Star Team and by MiLB.com as an Organization All-Star...**2012:** Split the season between the GCL Yankees (Rookie) and Staten Island (Short Season A), combining to hit .337 with 2 HR and 13 RBI in 28 games...**2011:** Signed with NYY on 8/21 and made his professional debut on 8/22 with GCL Yankees, going 1-for-12 in 4 games.

AMATEUR BACKGROUND: Was a catcher at Grandview (Colo.) High School (graduated 2011)...as a senior, batted .553 with 12 HR and 38 RBI...was named 2011 Gatorade Colorado High School "Player of the Year"...participated in the Under Armour All-America Game in 2010...had committed to play baseball at the University of Arkansas before signing with NYY.

PERSONAL: Gregory Paul Bird...was born in Memphis, Tenn., before moving to Colorado at the age of ten.

G. BIRD CONTINUED

FRONT OFFICE

COACHES

G. BIRD

2019 REVIEW

OPPONENTS

RECORDS

DEVELOPMENT

MEDIA

CAREER RECORD

YEAR	CLUB	AVG	G	AB	R	H	TB	2B	3B	HR	RBI	SH	SF	BB-I	SO	SB	CS	HP	GDP	OBP	SLG
2011	GCL Yankees—1	.083	4	12	0	1	1	0	0	0	0	0	0	1-0	4	0	0	0	1	.154	.083
2012	GCL Yankees	.286	17	49	9	14	18	2	1	0	5	0	1	11-0	13	0	0	1	0	.419	.367
	Staten Island	.400	11	40	4	16	26	4	0	2	8	0	0	6-1	10	0	0	1	1	.489	.650
2013	Charleston	.288	130	458	84	132	234	36	3	20	84	0	2	*107-4	132	1	1	6	9	.428	.511
2014	Tampa	.277	75	274	36	76	121	22	1	7	32	0	5	45-3	70	1	0	1	5	.375	.442
	Trenton	.253	27	95	16	24	53	8	0	7	11	0	1	18-0	27	0	0	2	0	.379	.558
2015	Trenton	.258	49	182	29	47	81	16	0	6	29	0	1	24-1	30	1	1	5	4	.358	.445
	Scranton/Wilkes-Barre	.301	34	136	15	41	68	7	1	6	23	0	2	11-0	27	0	0	1	1	.353	.500
	New York-AL	.261	46	157	26	41	83	9	11	31	0	1	19-0	53	0	0	1	1	1	.343	.529
2016	New York-AL —2	INJURED - DID NOT PLAY																			
2017	New York-AL —3	.190	48	147	20	28	62	7	0	9	28	0	2	19-0	42	0	0	2	2	.288	.422
	Tampa	.353	6	17	2	6	8	2	0	0	3	0	0	5-0	1	0	0	0	0	.500	.471
	Scranton/Wilkes-Barre	.298	15	47	12	14	27	4	0	3	7	0	1	11-0	9	0	0	0	2	.424	.574
2018	Tampa	.250	3	8	1	2	2	0	0	0	2	0	0	3-0	2	0	0	0	0	.455	.250
	Trenton	.133	5	15	5	2	5	0	0	1	1	0	0	5-0	2	0	0	0	0	.350	.333
	Scranton/Wilkes-Barre	.250	4	16	3	4	10	0	0	2	5	0	0	2-0	7	0	0	0	0	.333	.625
	New York-AL —4	.199	82	272	23	54	105	16	1	11	38	0	4	30-1	78	0	0	5	4	.286	.386
2019	New York-AL —5,6	.171	10	35	6	6	9	0	0	1	0	0	0	6-0	16	0	0	0	1	.293	.257
MAJOR TOTALS		.211	186	611	75	129	259	32	1	32	98	0	7	74-1	189	0	0	8	8	.301	.424
MINOR TOTALS		.281	380	1349	216	379	654	101	6	54	210	0	13	249-9	334	3	2	17	23	.396	.485

* Led league # Tied for league lead

- 1- Selected by New York-AL in the 5th round of the 2011 June draft.
- 2- On disabled list, March 25, 2016-end of season, recovering from right shoulder labrum surgery.
- 3- On disabled list, May 2-Aug. 25, 2017, with right ankle bruise...included rehab assignments with Tampa, June 1-7, and Scranton/Wilkes-Barre, June 8-28 and Aug. 16-25.
- 4- On disabled list, March 26-May 25, 2018, recovering from right ankle surgery...included rehab assignments with Tampa, May 10-13, Trenton, May 14-20, and Scranton/Wilkes-Barre, May 21-25.
- 5- On injured list, April 14, 2019-end of season, with left plantar fascia tear.
- 6- Signed by Texas as a minor league free agent on Feb. 4, 2020.

POSTSEASON RECORD

SERIES	CLUB	AVG	G	AB	R	H	TB	2B	3B	HR	RBI	SH	SF	BB-I	SO	SB	CS	HP	GDP	OBP	SLG
2015	ALWC NYY vs. HOU	.333	1	3	0	1	1	0	0	0	0	0	0	0-0	1	0	0	0	0	.333	.333
2017	ALWC NYY vs. MIN	.333	1	3	0	1	1	0	0	0	1	0	0	1-0	2	0	0	0	0	.500	.333
2017	ALDS NYY vs. CLE	.222	5	18	3	4	10	0	0	2	3	0	0	3-0	7	0	0	1	0	.364	.556
2017	ALCS NYY vs. HOU	.250	7	20	2	5	10	2	0	1	2	0	0	8-1	8	0	0	0	0	.464	.500
WC TOTALS		.333	2	6	0	2	2	0	0	0	1	0	0	1-0	3	0	0	0	0	.429	.333
LDS TOTALS		.222	5	18	3	4	10	0	0	2	3	0	0	3-0	7	0	0	1	0	.364	.556
LCS TOTALS		.250	7	20	2	5	10	2	0	1	2	0	0	8-1	8	0	0	0	0	.464	.500
POSTSEASON TOTALS		.250	14	44	5	11	22	2	0	3	6	0	0	12-1	18	0	0	1	0	.421	.500

CAREER FIELDING

1B	PCT	G	PO	A	E	TC	DP
2015	.998	46	376	24	1	401	33
2017	1.000	46	302	12	0	314	20
2018	.996	74	503	37	2	542	37
2019	1.000	10	83	2	0	85	6
TOTALS	.998	176	1264	75	3	1342	96

CAREER HIGHS

Hits: 3, 2x, last Sept. 20, 2017 vs. MIN
Runs: 3, Aug. 30, 2015 at ATL
Doubles: 2, 2x, Aug. 11, 2018 vs. TEX
Triples: 1, June 1, 2018 at BAL
Home Runs: 2, 2x, last June 29, 2018 vs. BOS
RBI: 4, 5x, last Aug. 19, 2018 vs. TOR
Walks: 3, April 29, 2017 vs. BAL
Hitting Streak: 8, 3x, last July 7-14, 2018

GRAND SLAMS (2)

July 11, 2018 at BAL (Bundy)
 Aug. 19, 2018 vs. TOR (Borucki)

MULTI-HR GAMES (2)

Aug. 19, 2015 vs. MIN
 June 29, 2018 vs. BOS



KYLE BIRD

L BATS **L** THROWS
6'3" **220** lbs
 HEIGHT WEIGHT
26
 OPENING DAY AGE

BORN • April 12, 1993 in Orange Park, FL
RESIDES • Orange Park, FL
ACQUIRED • In a 3-team, 7-player trade with OAK and TB on Dec. 21, 2018
CONTRACT STATUS • Signed through 2020
SERVICE TIME • 0.048 **OPTIONS USED** • 1/3

NON-ROSTER INVITEE

CAREER: The left-hander, who turns 27 shortly after Opening Day, enters his second season in the Texas organization and is seeking his first extended Major League action after making his debut with the Rangers in 2019...is in big league spring training camp as a non-roster invitee after he was designated for assignment on 1/15 and assigned outright to Triple-A Nashville on 1/22...primarily a reliever throughout his professional career, Bird owns a career 20-8 record and 2.66 ERA over 214 games/6 starts in the minor leagues, averaging 9.0 strikeouts per 9 innings...acquired by Texas in a 3-team, 7-player trade on 12/21/18, he was originally selected by Tampa Bay in the 35th round of the 2014 June draft out of Flagler (Fla.) College.

2019: Made his first career Opening Day roster and had no record, 7.82 ERA (11 ER/12.2 IP) over 12 relief outings over 5 stints with Texas: O.D.-3/31, 4/5-17, 5/27-28, 6/20-23, and 7/11-8/1...earned 1st career save on 4/10 at ARI, retiring both batters faced to end game with bases loaded...over the previous 26 seasons (beg. 1994), the only other Ranger to post a save within his 1st 4 career outings was Yoshinori Tateyama on 5/28/11 vs. KC...made ML debut on 3/28 vs. CHC (BB only BF)...whiffed Jason Heyward for his 1st career strikeout on 3/31 vs. CHC.

SUMMARY: Made 2 appearances for Texas before being optioned to Nashville on 4/1...was recalled by Texas 4 days later on 4/5 due to an injury to Edinson Volquez...allowed 4 R-ER in 3 G/4.1 IP during that stint before option to Nashville on 4/18...made one total appearance during his next 2 stints in the Majors...retired each of final 8 batters faced spanning 4 outings to finish the year...spent the balance of the 2019 campaign with Nashville, finishing 4th on the club in wins...was on the Sounds injured list from 6/1-17 with pneumonia.

2018: Combined to go 3-3 with a 2.39 ERA (20 ER/75.1 IP) and 4 saves over 43 games/6 starts with Durham (AAA) and Montgomery (AA) in the Tampa Bay organization...held left-handed batters to a .156 avg (15-96) while right-handed hitters batted .222 (37-167)...promoted to Durham on 5/21...added to Tampa Bay's 40-man roster on 11/20...joined Obregon in the Mexican Winter League and went 1-0 with a 2.00 ERA (4 ER/18.0 IP) and 2 saves in 18 G...**2017:** Was with Montgomery for the entire season, aside from a 5-day stint with Durham from 6/20-24...led the Southern League with 12 holds and finished T1st with 53 games...did not allow a hit in 3 games, all scoreless, spanning 2.2 IP in the SL postseason...**2016:** Recorded a career-low 2.28 ERA (17 ER/67.0 IP) across 43 appearances with Charlotte (A+) and Montgomery...earned a 5/11 promotion...did not allow a run in 2 appearances spanning 4.0 IP for Montgomery in the postseason...had a 3.77 ERA (6 ER/14.1 IP) in 12 outings for the Peoria Javelinas in the Arizona Fall League...**2015:** Went 4-0 with a 2.54 ERA (20 ER/71.0 IP) in 33 appearances between Durham and Bowling Green (A)...was T3rd among Rays minor leaguers with 9 saves...had a homerless streak of 55.1 IP to end the season...**2014:** Made 12 appearances with Princeton (Rk.) in pro debut.

PERSONAL/AMATEUR: Ronald Kyle Bird...he and his wife, Lauren, were married on 11/24/17 and have a daughter, Emory Grace (5/11/18)...transferred to Flagler following his sophomore year at Florida State...as a freshman, pitched in the second game of the College World Series...was teammates at FSU with Heisman Trophy winner Jameis Winston...named first team All-State as a senior at Clay High School in Green Cove Springs, Fla...also played basketball in high school.

CAREER RECORD

YEAR	CLUB	W-L	ERA	G	GS	CG	SHO	SV	IP	H	R	ER	HR	HB	BB-I	SO	WP	BK	AVG
2014	Princeton—1	1-0	4.19	12	0	0	0	1	19.1	15	11	9	3	1	6-0	15	3	0	.214
2015	Bowling Green	4-0	2.60	32	0	0	0	9	69.1	67	25	20	1	2	17-0	69	6	2	.254
	Durham	0-0	0.00	1	0	0	0	0	1.2	1	0	0	0	0	2-0	2	0	0	.200
2016	Charlotte	2-1	0.50	11	0	0	0	3	18.0	11	1	1	0	0	1-0	22	1	1	.177
	Montgomery	1-1	2.94	32	0	0	4	49.0	45	19	16	4	1	17-1	38	1	1	.260	
2017	Montgomery	4-2	3.03	#53	0	0	0	0	71.1	64	31	24	2	4	29-2	68	6	1	.247
	Durham	0-0	0.00	1	0	0	0	0	3.1	1	3	0	1	0	1-0	2	0	0	.083
2018	Montgomery	0-2	3.66	16	1	0	0	4	19.2	14	9	8	2	3	9-0	23	2	0	.206
	Durham—2	3-1	1.94	27	5	0	0	0	55.2	38	13	12	4	4	26-2	65	2	1	.195
2019	Texas	0-0	7.82	12	0	0	0	1	12.2	11	11	11	5	2	15-0	10	2	1	.229
	Nashville	5-1	2.86	29	0	0	0	2	34.2	35	11	11	4	2	15-0	39	3	2	.263
MAJOR TOTALS		0-0	7.82	12	0	0	0	1	12.2	11	11	11	5	2	15-0	10	2	1	.229
MINOR TOTALS		20-8	2.66	214	6	0	0	23	342.0	291	123	101	21	17	123-5	343	24	8	.234

* Led league # Tied for league lead

- Selected by Tampa Bay in the 35th round of the 2014 June draft...signed by Milt Hill.
- Acquired by Texas from Tampa Bay, along with LHP Brock Burke and RHP Yoel Espinal, as part of 3-team trade with Oakland that sent INF Eli White and international slot compensation to Texas, INF Jurickson Profar to Oakland, and RHP Rollie Lacy, RHP Emilio Pagan, and a 2019 Competitive Balance Round A pick to Tampa Bay on Dec. 21, 2018.


CAREER FIELDING

P	PCT	G	PO	A	E	TC	DP
Totals	1.000	12	0	2	0	2	0

CAREER HIGHS

Innings: 2.0, 2x, last July 14, 2019 vs. HOU
Strikeouts: 3, July 17, 2019 vs. ARI
Walks: 3, 3x, last July 17, 2019 vs. ARI

BROCK BURKE



L BATS **L** THROWS
6'4" **210**^{lbs}
 HEIGHT WEIGHT
23
 OPENING DAY AGE

BORN • Aug. 4, 1996 in Chicago, IL

RESIDES • Denver, CO

ACQUIRED • In a 3-team, 7-player trade with OAK and TB on Dec. 21, 2018

CONTRACT STATUS • Signed through 2020

SERVICE TIME • 0.041 **OPTIONS USED** • 1/3

FRONT OFFICE

COACHES

BURKE

2019 REVIEW

OPPONENTS

RECORDS

DEVELOPMENT

MEDIA

CAREER: Burke is seeking extended time with the Rangers this season after making his Major League debut in 2019...will be in big league camp for a 2nd straight spring despite never pitching above High-A prior to 2018...enters his 2nd campaign in the Texas organization at no. 7 (MLB.com) and no. 21 (*Baseball America*) on the club's top prospects list...over a 6-year minor league career, the 23-year-old southpaw has produced a 30-25 record, 3.48 ERA, 1.258 WHIP, 8.8 strikeouts per 9 innings, and just 0.4 home runs per 9 innings...acquired from Tampa Bay in 3-team, 7-player trade on 12/21/18 that saw Texas part with former no. 1 overall prospect Jurickson Profar...honored by the Rays with Minor League Pitcher of the Year award following breakout campaign in 2018 during which he achieved career highs in strikeouts (158) and SO/9 (10.4)...originally drafted by TB in the 3rd round of the 2014 June draft and did not reach a full season club until his 4th professional season.

OFFSEASON: Had discomfort throwing in early December and was given an injection in his left shoulder by Rangers Team Physician Dr. Keith Meister on 12/19/19...showed improvement after the injection, and his timeline during spring training is to be determined.

2019: Recalled from Triple-A Nashville prior to ML debut on 8/20 and remained in the Rangers rotation for the rest of the season...opened his big league career by posting no record and a 1.50 ERA (3 ER/18.0 IP) through his 1st 3 starts, but was tagged for 19 R-ER in just 8.2 IP over his next 3 outings...opponents batted .415/.468/.927/1.395 (17-41) with 6 home runs during latter stretch after slashing .203/.292/.250/.542 (13-64) in his 1st 3 starts...before his call-up, combined to go 3-5 with a 3.90 ERA (27 ER/62.1 IP) and 18 BB/64 SO across 4 levels of the Texas farm system...opponents batted .243/.298/.374/.673...whiffed 9.2 batters per 9.0 IP, 2nd-best figure of his career behind only a 10.4 rate last season...allowed just 3 HR in 62.1 IP...missed nearly 2 months during pair of stints on the minor league injured list: 4/5-15 while recovering from a blister and 4/23-6/16 with left shoulder fatigue.

DANDY DEBUT: Made his Major League debut in the nightcap of a doubleheader on 8/20 vs. LAA...allowed 4 hits over 6.0 SHO IP, but did not factor into the decision of Texas' 3-2, walk-off victory over the Halos...was just the 4th pitcher in Rangers history with 6.0+ scoreless innings in his ML debut, joining Brian Sikorski (8/16/10 vs. NYY), Roger Pavlik (5/2/92 at CWS), and Glen Cook (6/23/85 at MIN)...was just the 8th Texas pitcher to post a scoreless start of any length in his ML debut, 1st since Chi Chi Gonzalez (5.2 SHO IP) on 5/30/15 vs. BOS.

QUALITY STUFF: Became the 1st Major League pitcher to open a career with 3 consecutive starts of 6.0+ IP and 2-or-fewer runs allowed and not record a victory since TOR's Ryan Borucki in 2018 (0-1)...allowed just one run over his 1st 2 starts, the first pitcher in Rangers history to make starts of 6.0+ innings while allowing one-or-zero runs in each of his 1st 2 career MLB outings...according to baseball-reference.com, Burke was one of just 5 pitchers since 1908 to post starts of 6.0+ IP and one-or-zero R allowed in each of his 1st 2 ML appearances while not earning a win in either outing...the others: LAD's Stephen Fife in 2012, LAD's Jim Neidlinger in 1990, LAD's Ramon Martinez in 1988, and CAL's Rudy May in 1965...each of those other 4 pitchers allowed a single run in each start, as Burke was the 1st to pull the trick while allowing one total run over his 1st 2 starts.

2018: Named the Rays Minor League Pitcher of the Year, leading all Rays minor leaguers with 158 strikeouts...combined to go 9-6 with a 3.08 ERA (47 ER/137.1 IP) over 25 games/22 starts with Charlotte (A+) and Montgomery (AA)...also ranked among TB minor league leaders in both wins (T4th) and ERA (5th)...his strikeout total was 14th-most among all minor league hurlers...returned to Charlotte to open the season and was promoted to Montgomery on 7/9...went 6-1 with a 1.95 ERA (12/55.1 IP) over 9 starts to lead the Biscuits to the Southern League postseason...**2017:** Joined a full season club for the 1st time and combined to go 11-6 with a 2.99 ERA (41 ER/123.1 IP) over 23 starts with Bowling Green (A) and Charlotte...named a midseason All-Star in the Midwest League, compiling a 1.10 ERA (7 ER/57.1 IP) over his 1st 10 starts...promoted to Charlotte (A+) on 6/8 for the remainder of the season...**2016:** Finished T9th in the New York-Penn League with 61 strikeouts over a team-high 13 starts at Hudson Valley (Short-A)...**2015:** Tied for the team lead in starts at Princeton (Short-A)...**2014:** Made pro debut with GCL Rays.

PERSONAL/AMATEUR: Brock Christopher Burke...was originally selected by Tampa Bay in the 3rd round of the 2014 June draft...compiled a 1.56 ERA and whiffed 90 of 165 batters faced as a senior at Evergreen (Colo.) High School...had a 19-strikeout performance in Evergreen's 4-0 win over Eaglecrest on 4/29/14 at Coors Field...was a Perfect Game preseason All-American honorable mention...participated in the Rockies Futures Game at Coors Field...had committed to play college baseball at the University of Oregon...graduated from same high school as former Ranger Kevin Kouzmanoff...this past offseason, participated in the Rangers Winter Caravan and the Comerica Peek at the Park event.

BURKE CONTINUED

FRONT OFFICE

COACHES

BURKE

2019 REVIEW

OPPOSITIONS

RECORDS

DEVELOPMENT

MEDIA

CAREER RECORD

YEAR	CLUB	W-L	ERA	G	GS	CG	SHO	SV	IP	H	R	ER	HR	HB	BB-I	SO	WP	BK	AVG
2014	GCL Rays—1	0-3	10.80	8	5	0	0	0	13.1	16	20	16	1	2	12-0	12	4	0	.286
2015	Princeton	4-2	3.42	11	11	0	0	0	52.2	54	22	20	3	0	11-0	35	3	0	.265
2016	Hudson Valley	3-3	3.39	13	13	0	0	0	61.0	53	25	23	1	5	29-0	61	10	0	.235
2017	Bowling Green	6-0	1.10	10	10	0	0	0	57.1	37	9	7	0	0	20-0	59	3	0	.181
	Charlotte	5-6	4.64	13	13	0	0	0	66.0	75	43	34	6	5	16-0	49	2	0	.291
2018	Charlotte	3-5	3.84	16	13	0	0	0	82.0	85	43	35	4	3	30-0	87	12	0	.263
	Montgomery—2	6-1	1.95	9	9	0	0	0	55.1	39	12	12	2	3	14-0	71	2	0	.193
2019	Frisco	3-5	3.18	9	9	0	0	0	45.1	34	19	16	2	2	12-0	49	2	0	.205
	AZL Rangers	0-0	0.00	1	1	0	0	0	4.0	2	0	0	0	0	0-0	3	0	0	.154
	Hickory	0-0	7.20	1	1	0	0	0	5.0	9	4	4	0	0	0-0	1	0	0	.429
	Nashville	0-0	7.88	2	2	0	0	0	8.0	12	7	7	1	1	6-0	11	2	0	.343
	Texas	0-2	7.43	6	6	0	0	0	26.2	30	22	22	6	2	11-0	14	0	0	.286
MAJOR TOTALS		0-2	7.43	6	6	0	0	0	26.2	30	22	22	6	2	11-0	14	0	0	.286
MINOR TOTALS		30-25	3.48	93	87	0	0	0	450.0	416	204	174	20	21	150-0	438	40	0	.244

* Led league # Tied for league lead

- Selected by Tampa Bay in the 3rd round of the 2014 June draft...signed by Ryan Henderson.
- Acquired by Texas from Tampa Bay, along with LHP Kyle Bird and RHP Yoel Espinal, as part of 3-team trade with Oakland that sent INF Eli White and international slot compensation to Texas, INF Jurickson Profar to Oakland, and RHP Rolie Lacy, RHP Emilio Pagan, and a 2019 Competitive Balance Round A pick to Tampa Bay on Dec. 21, 2018.

CAREER FIELDING

P	PCT	G	PO	A	E	TC	DP
Totals	1.000	6	0	5	0	5	0

CAREER HIGHS

Innings: 6.0, 3x, last Aug. 31, 2019 vs. SEA

Strikeouts: 5, Aug. 25, 2019 at CWS

Walks: 3, Aug. 25, 2019 at CWS

TEXAS RANGERS RULE 5 DRAFT HISTORY, 1971-2019

The Rangers have selected 17 players in the Major League Baseball Rule 5 Draft, which takes place annually at the winter meetings, since the franchise moved to Texas after the 1971 season. Additionally, Texas has acquired 5 other players via trade on the day of the Rule 5 Draft. Players with at least three years of professional service who are not protected on a team's major league roster are eligible for selection by another club for \$50,000.00 (\$25,000.00 through 1984). If the player selected does not make the opening day major league roster and remain there for the duration of the season, he must be offered back to his original club for one-half the draft price. Texas selections:

RANGERS SELECTIONS IN RULE 5 DRAFT

YEAR	PLAYER	ORIGINAL CLUB	STATUS WITH RANGERS
1972	Ken Esposito, P	New York Mets	Did not make team—returned to Mets
1982	Odell Jones, P	San Diego Padres	On 1983 opening day roster
1983	Pat Underwood, P	San Diego Padres	Released in spring training
1984	Mitch Williams, P	San Diego Padres	Did not make team—returned to Padres but reacquired in trade
1985	Scott Patterson, P	New York Yankees	Did not make team—returned to Yankees
1986	Cecil Espy, OF	Pittsburgh Pirates	Did not make team—returned to Pirates but reacquired in trade
1988	Darrel Akerfeldt, P	Cleveland Indians	Did not make team—returned to Indians but reacquired for cash
1989	Ramon Manon, P	New York Yankees	On 1990 opening day roster—returned to Yankees on April 30
1994	Francisco Saneaux, P	Baltimore Orioles	Did not make team—returned to Orioles
1995	Mark Mimbs, P	Los Angeles Dodgers	Did not make team—returned to Dodgers
	Tim Rumer, P	New York Yankees	Did not make team—returned to Yankees
2002	Marshall McDougall, IF/OF	Cleveland Indians	Did not make team—remained with Rangers via trade with Indians (LHP Derrick Van Dusen)
	John Koronka, P	Cincinnati Reds	Did not make team—returned to Reds
2003	Chris Mabeus, P	Oakland Athletics	Did not make team—returned to Athletics
2005	Fabio Castro, P*	Chicago White Sox	On 2006 opening day roster—designated for assignment 6/24, traded to PHI 6/29
2009	Ben Snyder, P*	San Francisco Giants	Did not make team—remained with Rangers via trade with Giants (LHP Edwin Escobar)
2010	Mason Tobin, P*	Los Angeles Angels	On 2011 opening day roster—remained in organization after season-ending surgery
2012	Coty Woods, P	Colorado Rockies	Did not make team—returned to Rockies
2014	Delino DeShields, OF	Houston Astros	Remained with Rangers for entire 2015 season
2016	Mike Hauschild, RHP	Houston Astros	On 2017 Opening Day roster—returned to Astros on 4/22
2017	Carlos Tocchi, OF*	Philadelphia Phillies	Remained with Rangers for entire 2018 season
2018	Jordan Romano, RHP*	Toronto Blue Jays	Did not make team—returned to Blue Jays

*Castro, Snyder, Tobin, Tocchi, and Romano were all acquired in trades on the day of the Rule 5 Draft after being selected in the draft by other clubs.

Texas also had RHP Seth Rosin on its major league roster from March 26-April 8, 2014 after he was received on a waiver claim from the Los Angeles Dodgers, who had selected him in the 2013 Rule 5 Draft. He was designated for assignment by Texas on April 9, 2014 and returned to the Philadelphia Phillies, his original organization, on April 11, 2014.

In addition, Texas acquired outfielder Ricky Williams from the Montreal Expos on Dec. 15, 1998 for an undisclosed amount of cash. Williams was selected by the Expos from the Philadelphia Phillies organization in the Rule 5 Draft Dec. 14, 1998. The Rangers were unable to convince Williams, 1998 Heisman Trophy winner at University of Texas, to pursue a career in baseball.

Seven Texas players have been selected in the major league Rule 5 Draft, including RHP Reed Garrett prior to the 2019 season.

RANGERS SELECTED IN RULE 5 DRAFT

YEAR	PLAYER	SELECTED BY	STATUS WITH CLUB
1975	Tom Robson, 1B	New York Yankees	Retired due to injury prior to 1976 season
1997	Melvin Brazoban, P	Pittsburgh Pirates	Did not make team—returned to Rangers
2003	Andy Fox, IF	Montreal Expos	Released by Expos in July, 2004—reacquired by Rangers
2006	Alfredo Simon, P	Baltimore Orioles	Traded from BAL to PHI—did not make team—returned to Rangers
2012	Chris McGuinness, 1B	Cleveland Indians	Did not make team—returned to Rangers
2014	Odubell Herrera, IF/OF	Philadelphia Phillies	Remained with Phillies for entire 2015 season
2017	Anthony Gose, OF	Houston Astros	Did not make team—returned to Rangers
2018	Reed Garrett, RHP	Detroit Tigers	On 2019 Opening Day roster—returned to Rangers on 5/20

WILLIE CALHOUN



OF #5

L BATS	R THROWS
5'8" HEIGHT	200^{lbs} WEIGHT
25 OPENING DAY AGE	

BORN • Nov. 4, 1994 in Vallejo, CA

RESIDES • Dallas, TX

ACQUIRED • In a 4-player trade with Los Angeles-NL on July 31, 2017

CONTRACT STATUS • Signed through 2020

SERVICE TIME • 1.033 **OPTIONS USED** • 2/3

FRONT OFFICE

COACHES

CALHOUN

2019 REVIEW

OPINIONS

RECORDS

DEVELOPMENT

MEDIA

CAREER: The 25-year-old Calhoun emerged as one of the Rangers' top offensive producers last season, setting career highs in most categories while serving as the club's primary left fielder...now entering his third full season in the Texas organization, Calhoun was honored by the DFW chapter of the BBWAA as the 2019 recipient of the Richard Durrett Hardest Working Man Award, presented annually to a player who demonstrates significant improvement over the previous season or seasons through hard work...has seen big league time for the Rangers in each of the last three seasons, posting a .258/.311/.468/.780 slash line with 24 home runs and 63 RBI in 131 games...was acquired from the Los Angeles Dodgers at the 2017 trade deadline in a deal for RHP Yu Darvish...was originally selected by the Dodgers in the 4th round of the 2015 June draft out of Yavapai Junior College in Prescott, Ariz.

2019: Posted career highs in nearly every category including games (83), home runs (21), and RBI (48) during 2 stints with the Rangers: 5/15-7/15 and 7/25-end of season...beginning 7/26 (1st game of 2nd stint), Calhoun led Texas in home runs (16) and runs (36), while ranking 2nd in hits (57), RBI (tied-35), and doubles (tied-9)...the 16 HR during that span were 16th-most in the A.L....on injured list from 5/22-6/16 with a left quad strain, the 1st IL stint of his career...appeared in 83 games and made 76 total starts (69 in LF, 7 as DH)...Texas went 39-37 in his 76 starts...reached base safely in 66 of 76 starts with Texas, including 15 straight to begin the season...batted .290 (60-207) vs. RHP and .225 (23-102) vs. LHP...no SO in 35 straight PA's, 8/11-19, tying Jurickson Profar (35 PA from 6/12-20/18) for longest run by a Ranger in last 2 seasons...named Rangers Player of the Month for August after batting .250/.288/.548/.836 with a team-high 9 HR and 16 RBI in 28 games...his 9 HR that month ranked T4th in the A.L.

HOME RUNS: Became the 3rd Ranger in club history to hit at least 21 home runs in 83-or-fewer games, joining Joey Gallo in 2019 (22 HR/70 G) and Juan Gonzalez in 2003 (24 HR/82 G)...averaged a home run every 14.71 at-bats, 2nd-best mark on the club to Joey Gallo (10.95 AB/HR) and the 15th-best mark in the A.L. (min. 300 AB)...recorded multi-homer games on 9/6 at BAL (2 HR, career-high 4 RBI) and 9/22 at OAK, the 1st multi-HR games of his career...joined Rougned Odor (2 in July '19) as only Rangers w/ multiple 2+ HR games in a month in 2018-19...was the 1st TEX batter to accomplish the feat in Sept. since Mike Napoli and Ian Kinsler in Sept. 2011...homered in back-to-back games twice: 5/15-16 at KC (1st games with Texas in 2019) and 8/23-24 at CWS, his 1st times to do so in career...had 7 HR off southpaws, T9th most in A.L. by LHB off LHP.

SUMMARY: Began the season with Nashville and was recalled by Texas on 5/15 due to an injury to Elvis Andrus...batted .302 with 8 HR and 22 RBI over 33 G with the Sounds prior to his recall, reaching safely in each of his final 16 G at Triple-A...went

10-for-23 with 2 HR and 7 RBI over his 1st 6 G with Texas prior to going on the IL from 5/22-6/16 with a left quad strain...suffered the injury on 5/21 vs. SEA and exited the game after 6 innings...returned to bat .225 (16-71) in 20 G following the IL stint before he was optioned to Nashville on 7/16...was recalled again by Texas on 7/25 due to an injury to Joey Gallo and slashed .265/.328/.540/.867 (57-215) with 16 HR and 35 RBI over 57 G during 2nd and final ML stint (7/25-end of season).

2018: Saw action in 35 games/26 starts over 2 stints with the Rangers: 7/20-8/15 and 9/4-end of season...hit .192 (5-26) in 1st 8 G through 7/27 after he was called up on 7/20 when Nomar Mazara went on the DL...batted .326 (14-43) over final 14 G of 1st stint (optioned on 8/16 when Mazara was activated) to bring season BA to .275...went 3-for-30 in 13 G/8 GS in September...his 26 starts came in LF (25) and as DH (1)...had a .950 (2 E/40 TC) fielding pct. in LF...was 7-for-21 (.333) with RISP and batted .192 (15-78) in all other at-bats...went 3-for-9 as a pinch-hitter, posting tie-breaking RBI single on 7/30 at ARI and 2-out RBI single on 9/19 vs. TB...spent the balance of the year at Triple-A, compiling a .294/.351/.431/.782 slash line in 108 games...ranked among Pacific Coast League leaders in PA/SO (5th, 10.00) and doubles (T5th, 32)...**2017:** Was acquired from the Dodgers at the trade deadline and made his major league debut in September...did not join club following the conclusion of Round Rock's season, but had contract purchased on 9/12 while working out at the team facility in Arizona...was 9-for-34 (.265) in his 1st major league action, starting 9 of the club's final 19 contests and appearing in 13 games overall...collected RBI in 1st ML PA on 9/12 vs. SEA off Marco Gonzales...1st ML HR on 9/27 vs. HOU (off Justin Verlander), also 1st career multi-hit game...spent the majority of the season at Oklahoma City (AAA) in the Dodgers organization and also logged time at Round Rock following the trade...was named to the Pacific Coast League Post-season All-Star Team, along with spots on the Yahoo! Sports All-Minor League Team and *Baseball America's* Minor League All-Star Second Team...combined to bat .300 (146-486) with 27 2B, 6 3B, 31 HR, and 93 RBI over 128 G with Round Rock and Oklahoma City...entered the season as the 9th-youngest player in the PCL...finished the season ranked among the PCL leaders in total bases (2nd, 278), extra-base hits (3rd, 64), home runs (T4th, 31), and RBI (5th, 93)...was the 9th-toughest batter to strikeout in the PCL, averaging a strikeout every 8.0 at-bats...**2016:** Selected as Texas League mid- and post-season All-Star at Tulsa (AA)...led the league in RBI (88) and total bases (236), and ranked among the league leaders in homers (2nd, 27), extra-base hits (T3rd, 53) and hits (9th, 128)...participated in the Sirius XM All-Star Futures Game and was also named an MiLB.com Organizational All-Star...honored as Texas League Player of the Week twice in the periods ending 5/29 and 6/12...batted .255 with a double, a homer and 6 RBI for the Glendale Desert Dogs in the Arizona Fall League...selected to the league's Rising Stars Game and was honored as the game's

CALHOUN CONTINUED

FRONT OFFICE

COACHES

CALHOUN

2019 REVIEW

OPPINMENTS

RECORDS

DEVELOPMENT

MEDIA

MVP after going 3-for-3 with a homer and 3 RBI...**2015:** Posted a .316/.390/.519 slash line with 23 doubles, 11 HR and 48 RBI in a combined 73 games with Ogden (S-A), Great Lakes (A), and Rancho Cucamonga (A+) in his first professional season... named a Pioneer League midseason All-Star with the Ogden Raptors.

COMMUNITY: Was very active in the community this offseason and took part in regular workouts at the Texas Rangers MLB Youth Academy in Dallas...served as the honorary chair for the annual Holiday Toy Drive to benefit Cowboy Santas and the Rangers Academy youngsters...also participated in hospital visits, the Rangers Winter Caravan, and the Comerica Peek at

the Park event in January...was presented with the Richard Durrett Hardest Working Man Award at the Rangers Foundation reception on 1/24/20.

AMATEUR/PERSONAL: Willie Shawn Lamont Calhoun... nickname is June...father, Willie Sr., is a corrections officer at San Quentin State Prison in California...graduated from Benicia (Calif.) High School...was selected by Tampa Bay in the 17th round of the 2013 June draft, but did not sign...attended the University of Arizona before transferring to Yavapai (Ariz.) College...played one season for Yavapai College and led the Arizona Community College Athletic conference in hits (98), runs (83), homers (31), RBI (85), total bases (216), and OBP (.520).

CAREER RECORD

YEAR	CLUB	AVG	G	AB	R	H	TB	2B	3B	HR	RBI	SH	SF	BB-I	SO	SB	CS	HP	GDP	OBP	SLG
2015	Ogden—1, 2	.278	38	151	28	42	78	13	1	7	26	0	1	23-0	18	2	1	0	2	.371	.517
	Great Lakes	.393	15	61	9	24	30	3	0	1	8	0	0	5-0	7	0	0	0	2	.439	.492
	Rancho Cucamonga	.329	20	73	11	24	40	7	0	3	14	0	1	7-0	13	0	0	1	2	.390	.548
2016	Tulsa	.254	132	503	75	128	*236	25	1	27	*88	1	6	45-3	65	0	0	5	15	.318	.469
	Oklahoma City	.298	99	373	64	111	214	24	5	23	67	0	4	36-3	49	3	2	1	7	.357	.574
2017	Round Rock	.310	29	113	16	35	64	3	1	8	26	1	0	6-1	12	1	0	0	3	.345	.566
	Texas—3	.265	13	34	3	9	12	0	0	1	4	0	0	2-0	7	0	0	1	0	.324	.353
	Round Rock	.294	108	432	66	127	186	32	0	9	47	0	0	32-5	47	4	0	6	10	.351	.431
2018	Texas	.222	35	99	8	22	33	5	0	2	11	0	2	6-0	24	0	0	1	2	.269	.333
	Nashville	.297	41	138	23	41	73	8	0	8	28	1	0	32-0	24	1	1	1	4	.433	.529
	Texas—4	.269	83	309	51	83	162	14	1	21	48	0	2	23-0	53	0	0	3	5	.323	.524
MAJOR TOTALS		.258	131	442	62	114	207	19	1	24	63	0	4	31-0	84	0	0	5	7	.311	.468
MINOR TOTALS		.289	482	1844	292	532	921	115	8	86	304	3	12	186-12	235	11	4	14	45	.356	.499

* Led league # Tied for league lead

- 1- Selected by Tampa Bay in the 17th round of the 2013 June draft...did not sign.
- 2- Selected by Los Angeles-NL in the 4th round of the 2015 June draft...signed by Dustin Yount.
- 3- Acquired by Texas from Los Angeles-NL, along with RHP A.J. Alexy and INF Brendon Davis, in exchange for RHP Yu Darvish on July 31, 2017.
- 4- On injured list, May 22-June 16, 2019, with left quad strain...included rehab assignment with Nashville, June 13-16.

CAREER FIELDING

OF	PCT	G	PO	A	E	TC	DP
2017	.923	11	11	1	1	13	0
2018	.950	27	37	1	2	40	0
2019	.991	71	113	2	1	116	0
Totals	.976	109	161	4	4	169	0

CAREER HIGHS

Hits: 4, May 16, 2019 at KC
Runs: 3, May 16, 2019 at KC
Doubles: 2, 3x, last June 26, 2019 at DET
Triples: 1, Aug. 4, 2019 vs. DET
Home Runs: 2, 2x, last Sept. 22, 2019 at OAK
RBI: 4, Sept. 6, 2019 at BAL
Walks: 2, 2x, last Sept. 26, 2019 vs. BOS
Hitting Streak: 7, June 18-26, 2019

MULTI-HR GAMES (2)

Sept. 6, 2019 at BAL
 Sept. 22, 2019 at OAK

RICHARD DURRETT HARDEST WORKING MAN



Willie Calhoun, shown here with the Durrett family, is presented with the 2019 Richard Durrett Hardest Working Man Award on January 24, 2020.

In November 2014, the Dallas-Fort Worth Chapter of the Baseball Writers Association of America announced a new annual Texas Rangers award in memory of Richard Durrett. The Richard Durrett Hardest Working Man Award will be presented annually to a player who demonstrates significant improvement over the previous season or seasons through hard work. The award is named for Richard Durrett, who covered the Rangers for over a decade with the Dallas Morning News and ESPNDallas.com before his sudden passing on June 17, 2014 at the age of 38.

List of award winners:

2014	Robinson Chirinos	2017	Jake Diekman
2015	Rouged Odor	2018	Jurickson Profar
2016	Elvis Andrus	2019	Willie Calhoun

JESSE CHAVEZ



RHP #30

R
BATS

R
THROWS

6'11"
HEIGHT

175^{lbs}
WEIGHT

36
OPENING DAY AGE

BORN • Aug. 21, 1983 in San Gabriel, CA

RESIDES • Benicia, CA

ACQUIRED • Signed as a free agent on Nov. 30, 2018

CONTRACT STATUS • Signed through 2020

SERVICE TIME • 9.108 **OPTIONS USED** • 3/3

FRONT OFFICE

COACHES

CHAVEZ

2019 REVIEW

OPINIONS

RECORDS

DEVELOPMENT

MEDIA

CAREER: The versatile 36-year-old returns to the Rangers in 2020 for the back end of a 2-year contract he signed on 11/30/18...this is his 3rd stint with the organization where he began his professional career...made a brief appearance in the Texas rotation last year for a month-long span in June and July, but has pitched almost exclusively in relief over the past 2 seasons in a variety of roles...enjoyed a resurgence in a return to a full-time relief role in 2018 with the Rangers and Cubs, including a 1.15 ERA and 8.40 SO/BB ratio in 32 appearances during the Cubs postseason run...joins the Rockies' Wade Davis as the only active pitchers with at least 425.0 innings as both a starter and reliever...has pitched for 9 different clubs spanning a 11-year major league career, going 41-58 with a 4.48 ERA over 463 games/79 starts with Pittsburgh (2008-09), Atlanta (2010), Kansas City (2010-11), Toronto (2012), Oakland (2012-15), Toronto (2016), Los Angeles-NL (2016), Los Angeles-AL (2017), Texas (2018, 2019), and Chicago-NL (2018)...has been traded 8 times...originally signed by Texas after being selected in the 42nd round of the 2002 June draft, Chavez spent his first 3 1/2 professional seasons in the Texas organization before he was traded to Pittsburgh 7/31/06 in exchange for RHP Kip Wells.

2019: Was one of the club's most dependable and versatile relievers in the early portion of the season before shifting to the rotation in late June...had season cut short in mid-August due to an elbow injury...ranked among team leaders in relief innings (T1st, 48.0) and games (2nd, 48) at the time of his IL placement.

INJURY: Placed on the injured list 8/13 with a posterior impingement in his right elbow...transferred to 60-day IL on 8/26...underwent surgery on 9/9 to remove loose bodies from his right elbow...marked just the 2nd career stint on the injured list for Chavez, the other coming in 2015, when he ended the campaign on the Oakland injured list with a fractured rib.

SUMMARY: Posted a 8.79 ERA (14 ER/14.1 IP) over 13 relief appearances in April before compiling a 0.58 ERA (2 ER/31.0 IP) over next 21 G/4 GS through 6/19...held opponents to a .187/.250/.252/.502 slash line with 9 BB/28 SO over the latter span...moved into rotation beg. with start on 6/25 at DET and posted back-to-back quality starts (3 ER/12.1 IP)...was 0-2, 13.91 (17 ER/11.0 IP) over next 3 starts and shuffled back to the bullpen on 7/24...posted a 5.79 ERA (6 ER/9.1 IP) over final 9 relief outings, last appearance on 8/12 at TOR.

AGENT ZERO: Had a 23.0-inning scoreless streak from 5/5-6/12, 2nd-longest in A.L. and T3rd-longest in MLB last season...saw streak end with run allowed in walkoff defeat on 6/12 at BOS...was longest scoreless streak by a TEX pitcher since 24.0 IP from Cole Hamels (7/1-20/17)...his 17.1 SHO IP in May (13 G/3 GS) marked most scoreless innings in a single month in Texas club history.

BY THE NUMBERS: Was 1-3, 6.00 (20 ER/30.0 IP) as a starter and 2-2, 4.13 (22 ER/48.0 IP) as a reliever...was used as an "opener" on 4 occasions: 5/11 at HOU, 5/22 vs. SEA, 5/28 at SEA, 6/14 at CIN...his 8 holds ranked 2nd among Texas relievers...converted 1 of 2 save chances, lone save 7/31 vs. SEA...allowed runs in 14 of 48 relief outings...ERA was over 3 runs lower on road (3.30) than at home (6.82).

NOTES: Allowed 1 R/0 ER in win on 6/25 at DET (6.1 IP), his 1st traditional start since 7/30/17 at TOR with the Angels (ND, 5.0 IP, 4 R) and 1st win as a starter since 6/6/17 at DET (5.2 IP, 2 R)...hit single in start on 6/14 at CIN, the only hit by a Texas pitcher in 2019 and his 2nd career knock (8/30/15 at ARI).

2018: Signed a one-year Major League contract with the Rangers on the eve of the club's 1st spring training game...combined go 5-2 with a 2.55 ERA (27 ER/95.1 IP) and 5 saves over 62 relief appearances with the Rangers and Cubs, establishing career highs in relief innings and WHIP (1.059)...totaled the 2nd-most relief innings in MLB, trailing only Tampa Bay's Ryan Yarbrough (118.2)...over his final 45 appearances beginning 6/1, compiled a 1.68 ERA (12 ER/64.1 IP) with 61 SO/11 BB...was on Texas Opening Day roster and ranked 3rd in the A.L. with 56.1 relief innings at the time of 7/19 trade to Chicago-NL in exchange for LHP Tyler Thomas...compiled a 2.31 ERA (9 ER/35.0 IP) and held opponents to a .215/.255/.369/.625 slash line over final 18 G with Texas beg. 5/13...ranked among Chicago-NL's post-break relief leaders in IP (1st, 39.0), SO (1st, 42), SV (2nd, 4), G (2nd, 35), and holds (T4th, 4)...retired his 1st 13 batters in a Cubs uniform, the longest streak by a Cub since LaTroy Hawkins in 2004 (also, 13)...held the opponent scoreless in 29 of 32 games with the Cubs...appeared in the postseason for the 1st time in the Cubs' 2-1, 13-inning loss to Colorado in the N.L. Wild Card Game...was on Athletics roster for 2013 ALDS vs. Detroit, but did not pitch...did not get selected to Dodgers roster for 2016 postseason...**2017:** In only season with the Angels, split week between the Halos' rotation and bullpen...was 5-9, 5.24 (66 ER/113.1 IP) as a starter and 2-2, 5.84 (16 ER/24.2 IP) as a reliever...was a member of the club's Opening Day rotation...made Angels debut in club's home opener on 4/7 vs. OAK, becoming the 1st pitcher in franchise history to win the regular season home opener in his Angels debut...marked his 1st start since 9/11/15 for OAK vs. TEX...set an Angels franchise record streak of 13 consecutive games allowing at least one HR from 4/21-6/22...went 2-5 with a 6.34 ERA (46 ER/65.1 IP) over final 13 starts...moved to the bullpen in August and compiled a 1.04 ERA (92 ER/17.1 IP) over 1st 9 relief outings...**2016:** Combined to go 2-2 with a 4.43 ERA (33 ER/67.0 IP) over career-high 62 relief appearances with Toronto and the Los Angeles Dodgers...opened season with Blue Jays and pitched exclusively out of bullpen for 1st time since 2013...pitched to

CHAVEZ CONTINUED

a 2.45 ERA (7 ER/25.2 IP) across 1st 25 appearances with 28 SO/9 BB...traded to Dodgers on 8/1 in exchange for RHP Mike Bolsinger...with Dodgers, held 1st batters faced to a .190 (4-21) batting average...had 9.1 inning scoreless streak from 8/7-22 across parts of 7 appearances for Dodgers...**2015:** Began the season with 4 relief appearances but then made 26 starts for the Athletics before going on the disabled list 9/16 with a fractured rib...his .318 winning percentage tied for the lowest in A.L. and he was T2nd in losses...the losses were 2nd-most by an A's pitcher over the last 17 years (Greg Smith, 16 in 2008)...had career highs in games started (26), innings pitched (157.0), losses (15), hits (164), runs (78), earned runs (73) and home runs (18)...matched his best in strikeouts (136) and saves (1)...went 3-6 with a 5.59 ERA in 11 starts after the All-Star Break after going 4-9 with a 3.40 ERA in 19 games before the break...**2014:** Began the season in OAK's starting rotation but was moved to the bullpen following the acquisition of Jon Lester at the trading deadline...went 8-7 with a 3.44 ERA in his 21 starts and 0-1 with a 3.54 ERA in 11 relief appearances...his 146.0 innings were more than double his previous high (67.1 in 2009) as were his 136 strikeouts (55 in 2013)...became the 1st pitcher on an Athletics Opening Day roster since at least 1914 to pitch 6.0+ innings and allow one earned run or fewer in 1st 4 starts of season...went 2-0 with a 1.89 ERA and .199 opponents batting average in 6 starts in April, all A's wins...ranked 3rd in the A.L. in ERA in April, T3rd in strikeouts (41), and was 5th in opponents batting average...**2013:** Spent most of the season with the A's and was 2-4 with a save and a 3.92 ERA in 35 games over 2 stints (4/20-28 and 5/10-end of season)...the save was the 1st of his career...permitted just 0.47 HR/9 (3 HR/57.1 IP)...was on the A's roster for the ALDS against Detroit but did not appear in a game...was used exclusively as a starter with Sacramento (AAA) and went 2-2 with a 2.70 ERA in five starts...**2012:** Opened year in Blue Jays organization with Las Vegas (AAA), pitching primarily as a starter for 1st time since 2004...made 1st Major League start 6/19 at MIL and did not factor in decision (2.2 IP, 3 H, 4 ER, 4 BB, 4 SO)...traded to Athletics on 8/24 for cash considerations and made 2 appearances with Sacramento (AAA) before joining A's in mid-September...made one postseason start for Sacramento and earned win in Game 2 of first round of PCL playoffs vs. Reno...**2011:** Appeared in 4 games with Royals but spent majority of season with Omaha (AAA) as the closer...

tossed 13.2 consecutive scoreless innings across 1st 9 outings with Omaha...converted 16 of 21 save opportunities on season for Omaha and pitched to a 0.94 ERA (3 ER/28.2 IP) from 5/31-8/18...**2010:** Began season with Braves and appeared in 28 games before being traded to Royals on 7/31...posted a 1.74 ERA (2 ER/10.1 IP) across final 9 appearances and held opponents to a .167 (6-36) average in that span...**2009:** In 1st full season in Majors, led Pirates pitching staff and all Major League rookies with 73 appearances...had streak of 7 consecutive scoreless appearances from 5/14-25 (7.0 IP)...earned 1st Major League win 9/6 vs. STL (1 IP, 1 ER, 3 H, 1 SO)...did not allow an earned run in 9 of final 10 outings...**2008:** Made Major League debut with Pirates 8/27 vs. Chicago-NL and retired each of 3 batters faced...charged with 1st loss 9/25 at MIL after allowing walk-off grand slam to Ryan Braun in 10th inning...spent balance of season at Indianapolis and was named the club's Pitcher of the Year...**2007:** Returned to Indianapolis and spent the entire season with the Indians, appearing the 2nd-most games on the team...was 1-2, 6.75 (8 ER/12.0 IP) over 11 relief appearances with Phoenix in the Arizona Fall League...**2006:** Combined to go 4-6 with a 4.38 ERA (38 ER/78.0 IP) over 51 relief appearances in the Texas and Pittsburgh organizations...was 3-0 with a 0.64 ERA (1 ER/14.0 IP) in 12 relief outings with Grand Canyon in the Arizona Fall League...**2005:** In final full season in the Texas organization, went 4-3 with a 4.65 ERA (42 ER/81.1 IP) over 42 relief appearances with Bakersfield and Frisco...**2004:** In only season as a starter in the minors, Chavez had the 2nd-most starts on a staff that consisted of future major leaguers Edinson Volquez, John Danks, and Thomas Diamond for Texas League-champion Frisco...**2003:** Made pro debut with Spokane, splitting time between rotation and bullpen.

PERSONAL/AMATEUR: Jesse David Chavez...he and wife, Crystal, have 3 daughters: Criste, Stevee, and Dannie Rae...Crystal has worked as a longshoreman...made multiple appearances on Rangers Winter Caravan in January, as well as club's weekly Hot Stove that month...attended A.B. Miller High School (Fontana, Calif.) and Riverside (Calif.) Community College...was 18-5 in 2 seasons at Riverside, including 11-5 with a 1.93 ERA in 16 G/15 GS as a sophomore...originally signed by Rangers scout Steve Flores.

FRONT OFFICE

COACHES

CHAVEZ

2019 REVIEW

OPPOSITION

RECORDS

DEVELOPMENT

MEDIA

CHAVEZ CONTINUED

FRONT OFFICE COACHES CHAVEZ 2019 REVIEW OPPONENTS RECORDS DEVELOPMENT MEDIA

CAREER RECORD

YEAR	CLUB	W-L	ERA	G	GS	CG	SHO	SV	IP	H	R	ER	HR	HB	BB-I	SO	WP	BK	AVG
2003	Spokane—1, 2	2-2	4.55	17	8	0	0	1	55.1	63	30	28	5	7	31-0	48	4	0	.286
2004	Clinton	6-10	4.68	27	22	0	0	0	123.0	148	75	64	8	3	35-1	96	4	0	.306
2005	Bakersfield	0-0	2.22	11	0	0	0	2	24.1	16	6	6	2	0	9-0	31	1	0	.182
	Frisco	4-3	5.68	31	0	0	0	1	57.0	71	43	36	10	2	25-2	27	7	0	.316
2006	Frisco	2-5	4.42	38	0	0	0	4	59.0	54	33	29	5	2	28-3	70	7	0	.245
	Oklahoma	0-0	4.50	1	0	0	0	0	2.0	3	1	1	0	0	0-0	3	0	0	.333
	Indianapolis—3	2-1	4.24	12	0	0	0	0	17.0	18	9	8	0	0	9-1	15	0	0	.273
2007	Indianapolis	3-3	3.92	46	1	0	0	2	80.1	94	41	35	4	1	17-1	65	3	0	.290
2008	Indianapolis	2-6	3.80	51	0	0	0	14	68.2	58	30	29	8	0	22-4	70	6	0	.225
	Pittsburgh	0-1	6.60	15	0	0	0	0	15.0	20	11	11	2	0	9-2	16	2	0	.328
2009	Pittsburgh—4, 5	1-4	4.01	73	0	0	0	0	67.1	69	33	30	11	1	22-3	47	5	0	.264
2010	Atlanta	3-2	5.89	28	0	0	0	0	36.2	40	24	24	6	1	12-3	29	0	0	.278
	Kansas City—6	2-3	5.88	23	0	0	0	0	26.0	29	20	17	5	0	11-4	16	2	0	.279
2011	Omaha	2-4	3.75	45	0	0	0	16	57.2	63	30	24	6	0	16-3	54	4	0	.281
	Kansas City	0-0	10.57	4	0	0	0	0	7.2	12	9	9	3	0	5-0	8	0	0	.353
2012	Las Vegas—7	8-5	3.98	19	17	1	0	1	95.0	90	45	42	10	1	20-0	86	5	1	.246
	Toronto	1-1	8.44	9	2	0	0	0	21.1	25	22	20	6	2	10-1	27	0	0	.281
	Sacramento—8	0-0	1.80	2	1	0	0	1	10.0	8	2	2	0	0	2-0	9	0	0	.211
	Oakland	0-0	18.90	4	0	0	0	0	3.1	9	7	7	1	1	1-0	3	1	0	.474
2013	Sacramento	2-2	2.70	5	5	0	0	0	30.0	35	16	9	1	1	5-0	26	0	0	.285
	Oakland	2-4	3.92	35	0	0	0	1	57.1	50	27	25	3	3	20-4	55	5	0	.230
2014	Oakland	8-8	3.45	32	21	0	0	0	146.0	142	64	56	17	5	49-3	136	7	0	.253
2015	Oakland—9	7-15	4.18	30	26	0	0	1	157.0	164	78	73	18	2	48-2	136	3	0	.268
2016	Toronto—10	1-2	4.57	39	0	0	0	0	41.1	43	22	21	9	2	10-0	42	1	0	.269
	Los Angeles-NL—11	1-0	4.21	23	0	0	0	0	25.2	28	14	12	3	0	8-3	21	0	0	.277
2017	Los Angeles-AL—12,13	7-11	5.35	38	21	0	0	0	138.0	148	83	82	28	2	45-2	119	1	0	.276
2018	Texas	3-1	3.51	30	0	0	0	1	56.1	58	23	22	10	0	12-1	50	1	0	.262
	Chicago-NL—14, 15	2-1	1.15	32	0	0	0	4	39.0	26	5	5	3	0	5-0	42	0	0	.190
2019	Texas—16	3-5	4.85	48	9	0	0	1	78.0	82	48	42	12	5	22-0	72	1	0	.267
MAJOR TOTALS		41-58	4.48	463	79	0	0	8	916.0	945	490	456	137	24	289-28	819	29	0	.265
MINOR TOTALS		33-41	4.15	305	54	1	0	42	679.1	721	361	313	59	17	219-15	600	41	1	.273

* Led league # Tied for league lead

- 1- Selected by Chicago-NL in the 39th round of the 2001 June draft...did not sign.
- 2- Selected by Texas in the 42nd round of the 2002 June draft...signed by Steve Flores on May 17, 2003.
- 3- Acquired by Pittsburgh from Texas in exchange for RHP Kip Wells on July 31, 2006.
- 4- Acquired by Tampa Bay from Pittsburgh in exchange for INF Akinori Iwamura on Nov. 3, 2009.
- 5- Acquired by Atlanta from Tampa Bay in exchange for RHP Rafael Soriano on Dec. 11, 2009.
- 6- Acquired by Kansas City from Atlanta, along with OF Gregor Blanco and LHP Tim Collins, in exchange for OF Rick Ankiel and RHP Kyle Farnsworth on July 31, 2010.
- 7- Acquired by Toronto off waivers from Kansas City on Oct. 11, 2011.
- 8- Acquired by Oakland from Toronto in exchange for cash considerations on Aug. 24, 2012.
- 9- On disabled list, Sept. 16, 2015-end of season, with fractured rib.
- 10- Acquired by Toronto from Oakland in exchange for RHP Liam Hendricks on Nov. 20, 2015.
- 11- Acquired by Los Angeles-NL from Toronto in exchange for RHP Mike Bolsinger on Aug. 1, 2016.
- 12- Signed by Los Angeles-AL as a free agent on Nov. 11, 2016.
- 13- Signed by Texas as a free agent on Feb. 23, 2018.
- 14- Acquired by Chicago-NL from Texas in exchange for LHP Tyler Thomas on July 19, 2018.
- 15- Signed by Texas as a free agent on Nov. 30, 2018.
- 16- On injured list, Aug. 13, 2019-end of season, with right posterior elbow impingement.

POSTSEASON RECORD


SERIES	CLUB	W-L	ERA	G	GS	CG	SHO	SV	IP	H	R	ER	HR	HB	BB-I	SO	WP	BK	AVG
2013 ALDS	OAK vs. DET								ON ROSTER - DID NOT PITCH										
2018 NLWC	CHC vs. COL	0-0	0.00	1	0	0	0	0	1.0	1	0	0	0	0	0-0	0	0	0	.333

CAREER FIELDING

P	PCT	G	PO	A	E	TC	DP
Totals	.975	463	48	68	3	119	5

CAREER HIGHS

Innings: 8.0, 4x, last Aug. 19, 2015 vs. LAD
Relief Innings: 5.2, June 13, 2013 vs. NYY
Strikeouts: 11, June 17, 2015 vs. SD
Walks: 5, Sept. 5, 2015 vs. SEA
Winning Streak: 3, July 26, 2016-April 7, 2017
Losing Streak: 5, 2x, last Aug. 25, 2015-June 24, 2016
Scoreless Streak: 23.0 IP, May 5-June 12, 2019



ROBINSON CHIRINOS

R BATS **R** THROWS
6'11" **220**^{lbs}
 HEIGHT WEIGHT
35
 OPENING DAY AGE

BORN • June 5, 1984 in Punto Fijo, Venezuela
RESIDES • Heath, TX
ACQUIRED • Signed as a free agent on Jan. 15, 2020
CONTRACT STATUS • Signed through 2020 (2021 club option)
SERVICE TIME • 7.103 **OPTIONS USED** • 2/3

C #61

CAREER: The 35-year-old Chirinos (cher-REE-nos) returns to the Rangers after signing a one-year contract with a team option for 2021 on 1/15/20...spent 2019 with the A.L. Champion Astros, starting a career high 106 games behind the plate and setting career bests in most offensive categories...had been the Rangers' primary catcher for the 5 previous years, just the 3rd backstop in team history to lead the club in starts behind the plate in 4-or-more consecutive seasons...is 4th in Rangers' history with 419 total games caught...has compiled a slash line of .237/.347/.451/.798 with 52 home runs and 161 RBI from 2017-19, ranking among the MLB leaders at catcher in that span (minimum 250 games) in OPS (6th), home runs (7th), and RBI (8th)...was acquired by Texas from TB on 4/8/13 and made Rangers debut with 3 stints that season...missed all of 2012 due to effects from concussion sustained in spring training...began catching on a full-time basis in 2009 after playing primarily at second base early in career...is entering his 20th pro season and spent the first 10 years in the Cubs organization from 2001-10 after signing in July 2000.

2019: Was the Astros regular catcher in his lone season in HOU, setting career highs for games (114), at bats (366), runs (57), hits (87), doubles (22), and walks (51)...topped all A.L. catchers in walks (49 while catching) and ranked among the leaders (min. 350 PA) in on-base percentage (2nd, .344), runs (3rd), batting average (4th, .238), and hits (5th).

BATTING: Had a .278 (25-90) average over his first 31 games through May 13...hit just .176 (25-142) in his next 43 contests, dropping to .216 through 7/15...batted .276 (37-134) in his last 40 games...hit at a .319 (22-69) clip over 20 games from 7/19-8/21 to go from .218 to .239...batting lines were .274/.439/.476/.915 vs. LHP and .227/.315/.433/.747 vs. RHP...had a .273 (48-176) average at Minute Maid Park and a .205 (39-109) mark on the road, each in 57 games...hit .315 (23-73) in 23 games against the A.L. Central Division...had a career high 4 hits, 8/21 vs. DET...had a pair of 6-game hitting streaks, 5/31-6/7 and 9/12-25...walked in both plate appearances as a pinch-hitter.

HOMERS/RBI: Is one of 4 MLB catchers with 17 or more homers in each of the last 3 years, joining Yasmani Grandal (LAD-MIL), J.T. Realmuto (MIA-PHI), and Gary Sanchez (NYY)...homered in 4 consecutive games, 2 shy of HOU club record, 6/1-6 with 6 HR in 9-game span, 6/1-14...posted his 6th career 2-homer game, 9/9 vs. OAK and connected for first lifetime grand slam, 6/14 vs. TOR...also had a career-high 6 RBI twice, 6/14 vs. TOR and 9/9 vs. OAK.

FIELDING: Ranked 2nd among A.L. catchers in starts (106), putouts (1078), and total chances (1135) and ranked 3rd in assists (51)...fielded .995 (6 errors), 5th in A.L., in 112 total games behind the plate...had a catcher's ERA of 3.57, lowest in the Majors (min. 81 games)...threw out 12 of 57 runners

attempting to steal (21%) after catching just 11 of 110 (10%) in 2017-18...went 47 consecutive games without an error, 4/30-7/11...caught his first career MLB no-hitter, 9/1 at TOR.

POSTSEASON: Had a .146 (6-41) batting average with 3 HR and 4 RBI in 14 playoff games...started 12 of the Astros' 18 total postseason contests and was behind the plate for all playoff starts for Justin Verlander (6), Zack Greinke (5), and Jose Urquidy (1)...did not commit an error in 123 total chances...was 2-for-9 in 4 games/3 starts in the ALDS vs. TB with a home run in Game 4...went hitless in 13 at bats in 4 starts in the ALCS against NYY...batted .211 (4-19) in 5 World Series starts vs. WAS...had 2 hits and a homer in both Games 3 and 4 at Nationals Park.

TEXAS: Has a .233 (312-1337) average with 67 homers and 197 RBI in 442 games with the Rangers from 2013-18...his 419 games caught with TEX is 4th team history: Jim Sundberg (1495), Ivan Rodriguez (1451), and Geno Petralli (556)...while catching only, is 2nd on Rangers' all-time list with 66 HR (Rodriguez-212) and 3rd with 193 RBI (Rodriguez-815; Sundberg-476)...is just the 3rd backstop in team history to lead the club in starts behind the plate in 5-or-more consecutive seasons (2014-18): 12--Rodriguez (1991-2002) and 10--Sundberg (1974-83)... joins Elvis Andrus, Shin-Soo Choo, and Rougned Odor as the only active Rangers that appeared in the 2015-16 postseasons for Texas.

RANGERS ALL-TIME CATCHING LEADERS (TOTALS WHILE CATCHING ONLY)

GAMES		HOME RUNS	
NO.	CATCHER	NO.	CATCHER
1495	Jim Sundberg	212	Ivan Rodriguez
1459	Ivan Rodriguez	66	Robinson Chirinos
556	Geno Petralli	60	Jim Sundberg
419	Robinson Chirinos	47	Rod Barajas
356	Gerald Laird	34	Mike Napoli
RBI		NO. CATCHER	
NO.	CATCHER	NO.	CATCHER
815	Ivan Rodriguez	159	Rod Barajas
476	Jim Sundberg	137	Geno Petralli
193	Robinson Chirinos		

2018: Tied for 4th on club in RBI (65) and was 5th in homers (18), both career highs in final season in first stint with the Rangers...led A.L. catchers (while catching only/min. 350 PA) in OPS (.768), OBP (.342) and RBI (62), was 2nd in HR (18)...ranked 2nd in A.L. in HBP (19), tying club record set by Carlos Gomez in 2017...started 102 games behind the plate...batted .322 (29-90) with 1.022 OPS with RISP...served a one-game

FRONT OFFICE

COACHES

CHIRINOS

2019 REVIEW

OPINIONS

RECORDS

DEVELOPMENT

MEDIA

CHIRINOS CONTINUED

FRONT OFFICE
COACHES
CHIRINOS
2019 REVIEW
OPPONENTS
RECORDS
DEVELOPMENT
MEDIA

MLB suspension on 6/15 following altercation with LAD's Matt Kemp on 6/13...homered on 34th birthday, 6/5 vs. OAK.

2017: Set career highs in all 4 slash categories (.255/.360/.506/.866)...had 80 starts at catcher and 2 as the DH...reached safely in career-high 29 straight games, 8/8-9/16...had MLB-best 14-game hit streak, 8/14-9/1, longest by a Texas catcher since Ivan Rodriguez in 1999 (20 G)...homered in 4 straight games, 6/22-28...played final 5 weeks with a left hamstring strain first suffered during a late August series at LAA, an injury which severely limited his ability to run...a late September MRI found a Grade 2 strain and did not play in the season's final 5 games...played for Venezuela in 2017 World Baseball Classic...**2016:** Opened the season as the club's starting catcher, but endured a lengthy disabled list stint after sustaining a fractured right forearm when he was hit by a pitch on 4/8 at LAA...returned from DL on 6/9 and started 27 of the club's next 45 games through 7/31, became club's backup catcher after the acquisition of Jonathan Lucroy on 8/1, starting 14 of final 56 games...had 20 extra-base hits (11 2B, 9 HR) and 13 singles in 2016, the fewest singles ever in a season by a Ranger with 20+ XBH...averaged a HR every 16.33 AB, 2nd-highest among Rangers with at least 150 PA...was the first Ranger with 2 different multi-HR games while batting 9th in one season since Kevin Elster in 1996...hit 8 of his 9 HR on the road, just 2nd player in Rangers history with as many road HR and as few home HR (other Tom Grieve - also 8 road/one home in 1974)...walked in only appearance as pinch-hitter in Game 2 of ALDS vs. TOR...**2015:** Was limited to 78 games due to DL stint 7/31-9/6 with left shoulder strain...had team-high 73 starts behind the plate...caught CG SHO on birthday on 6/5 at KC (Chi Chi Gonzalez), first MLB backstop to do it since MIN's Mike Redmond (starter Brad Radke), 5/5/05 vs. CLE...played in just 2 (one start on 9/9 at SEA) of club's 20 games from 9/7-27 upon activation from the disabled list...had 6 G/3 GS over final week of the season ahead of playoffs...in final 21 G, hit .340 (18-53) to rise from .200 to .232...started 3 of 5 games in ALDS vs. TOR, going 3-for-11 (.273) with a HR and 3 RBI...hit 2-run HR off David Price in 5th inning of Game 1 at TOR, giving Rangers a 4-1 lead in his 2nd postseason plate appearance...**2014:** Started team-high 88 games at catcher...ranked among TEX leaders in home runs (T2nd, 13), doubles (5th, 15), and RBI (T5th, 40)...did not play from 9/1-11 due to neck stiffness, but returned to hit .282 in final 11 games...batted .304 with 5 HR and 13 RBI in June...his 13 HR as a catcher tied for 6th most in the A.L...had first career 2-HR game, 8/5 at CWS, becoming the 1st catcher in Texas history with a multi-HR game while catching a CG SHO (Colby Lewis).

2013: Started 4 games at 1B and 3 at catcher over 3 stints with TEX after being acquired from TB on 4/8...opened the year at Round Rock (AAA) before recall on 5/10...was 3-for-12 with 2 doubles in 3 starts behind the plate in 1st ML action since 2011 before option to Round Rock on 5/21...made 4 starts at 1B and appeared in 3 games at 3B in 2nd stint with the Rangers (6/18-7/19) and was recalled for rest of year on 9/1, seeing action in 3 games...hit .272 in 30 games for Venezuelan Winter League champion Magallanes, batting .314 with 6 homers and 12 RBI in VWL playoffs...**2012:** Missed the entire season due to a concussion suffered when a foul tip struck his mask in spring training game on 3/11 vs. PIT...spent much of the year at TB's complex in Port Charlotte, FL, rehabbing and undergoing daily vision therapy...also worked

with Dr. Michael Collins of the University of Pittsburgh's Sports Medicine Concussion Program...was able to participate in the fall instructional league and played 6 games for Magallanes in the Venezuelan Winter League...**2011:** Spent majority of season at Durham (AAA) in first year in TB organization...started 15 games behind the plate for the Rays in first ML stint from 7/18-8/19...started at catcher in ML debut on 7/18 vs. NYY and doubled off A.J. Burnett in first at-bat...hit first HR on 8/3 vs. TOR, a 3-run blast off Carlos Villanueva for first career RBI...hit a game-tying RBI single in the 11th inning and a walk-off RBI single in the 12th off Shawn Camp on 8/4 vs. TOR...became the first rookie with separate game-tying and game-winning RBI, both in extra innings since ATL's Nick Green on 7/2/04 vs. BOS (Elias)...allowed 7 SB in 7 attempts, the most steals allowed in Rays history, on 8/6 vs. OAK.

2010: Combined to bat .326 with 18 HR, 74 RBI, and .999 OPS in 92 games at Tennessee (AA) and Iowa (AAA)...was 3rd among Cubs' minor leaguers in batting average...started at catcher in Southern League All-Star Game and named to the league's postseason All-Star Team...threw out 28 of 88 base runners attempting to steal (31.8 percent)...opened at Tennessee and was a 2-time SL Player of the Week (4/8-19 and 7/12-18)...was on DL with concussion, 5/25-6/3...was promoted to Iowa on 9/7 before returning to Tennessee for SL playoffs...**2009:** Converted to catching full-time at Daytona (High-A)...was named best defensive catcher in the Cubs system by *Baseball America* and was a Florida State League postseason All-Star...became 2nd player in FSL history with 2 grand slams in one game, 5/31 vs. Sarasota and homered twice the following day, also vs. Sarasota...was promoted to Tennessee on 8/4...**2008:** Opened at Tennessee, seeing action at 2B, 3B, and SS...tied a Southern League record with 3 triples in final game with Smokies on 5/15 at Montgomery...was then assigned to Cubs' extended Arizona spring training program to learn how to catch...made debut behind the plate for AZL Cubs (Rookie) on 6/22...joined Daytona on 6/29 and appeared in 37 games (18 at catcher) while also serving as a utility infielder...was on the 7-day DL from 6/17-29 with a right oblique strain and from 8/26 through the end of the season with a left wrist sprain...**2007:** Started at Daytona and earned a 7/17 promotion to Tennessee...**2006:** Set career high with 19 stolen bases at Peoria (Low-A)...**2005:** Hit .273 (62-227) with 7 HR and 27 RBI in 73 games at Daytona...**2004:** Set a career high with 6 triples in his 2nd season with Lansing (Low-A)...was on the 7-day DL from 7/11-9/1 with a left toe fracture...**2003:** In his full-season debut, shared the Lansing team lead with 27 doubles...was on 7-day DL from 7/29-8/7 with a left shoulder strain...**2002:** Batted .247 with 8 home runs and 38 RBI in 62 games for Boise (Short-A)...**2001:** Made his professional debut with AZL Cubs (Rookie), hitting .234 (36-154) with 12 doubles, 2 HR, and 15 RBI in 47 games...was signed by Cubs at age of 16 in July 2000.

COMMUNITY: Was extremely active in community work in his first stint with the Rangers and was selected as winner of the team's 2016 Jim Sundberg Community Award...started the Robinson Chirinos Foundation in 2012...the mission of the Foundation, which is located in his hometown of Punto Fijo, Venezuela, is to benefit the youth and families in our communities...the Foundation provides food, clothing, equipment, sports facilities and items needed to attend school for the less fortunate...opened a health clinic to provide free

CHIRINOS CONTINUED

FRONT OFFICE

COACHES

CHIRINOS

2019 REVIEW

OPPONENTS

RECORDS

DEVELOPMENT

MEDIA

exams to the local community...has also been active in the local DFW community...from 2014-19, has provided dinner and distributed sweatshirts, scarves, hats, and gloves at the Arlington Life Shelter at Thanksgiving...visited and provided gifts to patients at Scottish Rite Children's Hospital in Dallas in December 2014...in 2017, Robinson visited senior citizen homes across the DFW Metroplex and hosted several youth groups for Rangers games...since 2014 has hosted a Back to School Block Party outreach event with Refuge Church in Fort Worth donating back packs filled with school supplies...the event also features free haircuts, food and refreshments, dental supplies, and groceries...the last five off-seasons has

held a camp in his hometown for over 300 youngsters, and as part of the camp distributed sports equipment he had collected in the U.S.

PERSONAL: Robinson David Chirinos Gonzalez...he and his wife Heidi have 2 sons, David (9/28/07) and Julian (3/24/18)...played amateur baseball in Punto Fijo, Venezuela...now lives full-time in the DFW Metroplex...enjoys cooking, particularly traditional food from Venezuela...was selected by the Dallas-Fort Worth BBWAA Chapter as the inaugural winner of the Richard Durrett Hardest Working Man in 2014, named in memory of the longtime Rangers beat writer who passed away in June 2014.

CAREER RECORD

YEAR	CLUB	AVG	G	AB	R	H	TB	2B	3B	HR	RBI	SH	SF	BB-I	SO	SB	CS	HP	GDP	OBP	SLG
2001	AZL Cubs—1	.234	47	154	15	36	54	12	0	2	15	6	3	10-0	42	4	3	4	0	.292	.351
2002	Boise	.247	62	231	35	57	100	15	2	8	38	1	1	16-0	66	5	2	6	2	.311	.433
2003	Lansing—2	.232	108	362	51	84	134	27	1	7	39	4	2	28-0	82	10	2	7	11	.298	.370
2004	Lansing	.241	84	319	56	77	128	18	6	7	39	3	0	25-1	70	7	2	8	4	.313	.401
2005	Daytona	.273	73	227	29	62	89	6	0	7	27	1	2	16-0	41	3	4	3	5	.327	.392
2006	Peoria	.242	126	433	74	105	166	30	2	9	47	7	6	69-0	79	19	10	14	7	.360	.383
2007	Daytona	.259	79	239	35	62	89	14	2	3	20	5	0	37-0	48	8	5	12	5	.385	.372
	Tennessee	.220	42	127	11	28	42	4	2	2	16	5	0	13-2	31	1	1	1	1	.298	.331
2008	Tennessee	.243	38	103	12	25	38	7	3	0	8	2	2	10-0	18	0	0	0	2	.304	.369
	AZL Cubs	.462	4	13	5	6	9	1	1	0	3	0	0	6-0	2	1	0	0	0	.632	.692
	Daytona	.283	37	120	22	34	57	4	2	5	18	3	1	26-0	21	3	1	6	2	.431	.475
2009	Daytona	.300	69	227	40	68	124	13	5	11	47	0	3	35-0	40	2	2	5	4	.400	.546
	Tennessee	.257	12	35	4	9	12	3	0	0	5	0	1	7-0	4	0	1	0	1	.372	.343
2010	Tennessee	.318	77	264	53	84	153	24	0	15	64	0	7	42-4	35	1	5	5	6	.412	.580
	Iowa—3	.364	15	55	10	20	33	4	0	3	10	0	0	2-0	8	0	0	5	3	.435	.600
2011	Durham	.259	78	282	24	73	106	13	1	6	24	1	0	29-0	69	1	1	7	9	.343	.376
	Tampa Bay	.218	20	55	4	12	17	2	0	1	7	0	0	5-0	13	0	0	0	0	.283	.309
2012	—4,5																				
	INJURED - DID NOT PLAY																				
2013	Round Rock	.257	74	265	35	68	106	10	2	8	40	2	2	38-1	55	2	0	4	6	.356	.400
	Texas	.179	13	28	3	5	8	3	0	0	0	0	0	2-0	6	0	0	1	7	1.233	.286
2014	Texas	.239	93	306	36	73	127	15	0	13	40	4	4	17-1	71	0	1	7	4	.290	.415
2015	Texas—6	.232	78	233	33	54	102	16	1	10	34	5	2	28-0	62	0	0	5	4	.325	.438
	Round Rock	.091	4	11	1	1	1	0	0	0	0	0	0	3-0	6	0	0	0	1	.286	.091
2016	Texas—7	.224	57	147	21	33	71	11	0	9	20	1	2	15-0	44	0	1	5	4	.314	.483
	Frisco	.000	3	9	0	0	0	0	0	0	0	0	0	0-0	2	0	0	0	1	.000	.000
	Round Rock	.167	3	12	0	2	0	0	0	0	0	0	0	0-0	5	0	0	0	1	.167	.167
2017	Texas	.255	88	263	46	67	133	13	1	17	38	1	1	34-0	79	1	0	10	5	.360	.506
2018	Texas—8	.222	113	360	48	80	151	15	1	18	65	0	2	45-0	140	2	0	19	7	.338	.419
2019	Houston—9	.238	114	366	57	87	162	22	1	17	58	2	5	51-1	125	1	2	13	11	.347	.443
MAJOR TOTALS		.234	576	1758	248	411	771	97	4	85	262	13	16	197-2	540	4	4	59	36	.329	.439
MINOR TOTALS		.258	1035	3488	512	901	1443	205	29	93	460	40	30	412-8	724	67	39	87	71	.349	.414

* Led league # Tied for league lead

- 1- Signed by Chicago-NL as a non-drafted free agent on July 2, 2000...signed by Hector Ortega.
- 2- On Midwest League Suspended List, July 18-19, 2003.
- 3- Acquired by Tampa Bay from Chicago-NL, along with RHP Chris Archer, OF Sam Fuld, OF Brandon Guyer, and INF Hak-Ju Lee, in exchange for RHP Matt Garza, OF Fernando Perez, and LHP Zac Rosscup on Jan. 8, 2011.
- 4- On disabled list, March 26-Nov. 1, 2012, with concussion.
- 5- Acquired by Texas from Tampa Bay in exchange for cash considerations on April 8, 2013.
- 6- On disabled list, July 31-Sept. 7, 2015, with left shoulder strain...included rehab assignment with Round Rock, Sept. 1-7.
- 7- On disabled list, April 10-June 8, 2016, with right forearm fracture...included rehab assignments with Frisco, June 1-4 and June 8-9, and Round Rock, June 5-7.
- 8- Signed by Houston as a free agent on Dec. 6, 2018.
- 9- Signed by Texas as a free agent on Jan. 15, 2020.

CHIRINOS CONTINUED

FRONT OFFICE

COACHES

CHIRINOS

2019 REVIEW

OPPONENTS

RECORDS

DEVELOPMENT

MEDIA

POSTSEASON RECORD

SERIES	CLUB	AVG	G	AB	R	H	TB	2B	3B	HR	RBI	SH	SF	BB-I	SO	SB	CS	HP	GIDP	OBP	SLG
2015 ALDS	TEX vs. TOR	.273	3	11	1	3	6	0	0	1	3	0	0	0-0	2	0	0	0	0	.273	.545
2016 ALDS	TEX vs. TOR	-	1	0	0	0	0	0	0	0	0	0	0	1-0	0	0	0	0	0	1.000	-
2019 ALDS	HOU vs. TB	.222	4	9	1	2	5	0	0	1	1	0	0	2-0	4	0	0	0	0	.364	.556
2019 ALCS	HOU vs. NYY	.000	4	13	1	0	0	0	0	0	0	0	0	1-0	6	0	0	1	1	.133	.000
2019 WS	HOU vs. WAS	.211	6	19	2	4	11	1	0	2	3	0	0	0-0	7	0	0	0	1	.211	.579
LDS TOTALS		.250	8	20	2	5	11	0	0	2	4	0	0	3-0	6	0	0	0	0	.348	.550
LCS TOTALS		.000	4	13	1	0	0	0	0	0	0	0	0	1-0	6	0	0	1	1	.133	.000
WS TOTALS		.211	6	19	2	4	11	1	0	2	3	0	0	0-0	7	0	0	0	1	.211	.579
POSTSEASON TOTALS		.173	18	52	5	9	22	1	0	4	7	0	0	4-0	19	0	0	1	2	.246	.423

WORLD BASEBALL CLASSIC RECORD

YEAR	CLUB	AVG	G	AB	R	H	TB	2B	3B	HR	RBI	SH	SF	BB-I	SO	SB	CS	HP	GIDP	OBP	SLG
2017	Venezuela	.214	6	14	1	3	3	0	0	0	2	0	0	1-0	5	0	0	1	0	.313	.214

CAREER FIELDING

C	PCT	G	PO	A	E	TC	DP
2011	1.000	19	115	8	0	123	1
2013	1.000	3	22	0	0	22	0
2014	.994	91	585	45	4	634	7
2015	.988	78	474	31	6	511	2
2016	.997	54	287	23	1	311	2
2017	.990	85	559	24	6	589	2
2018	.996	108	719	31	3	753	4
2019	.995	112	1078	51	6	1135	5
Totals	.994	550	3839	213	26	4078	23

C (ADV.)	CS	SB	ATT	CS%	CERA	PB
2011	2	21	23	8.7	4.43	0
2013	0	0	0	-	3.67	0
2014	25	44	69	36.2	4.59	5
2015	9	29	38	23.7	4.44	4
2016	6	22	28	21.4	4.89	3
2017	8	46	54	14.8	4.54	4
2018	3	53	56	5.4	5.11	5
2019	12	45	57	21.1	3.57	4
Totals	65	260	325	20.0	4.46	25

1B	PCT	G	PO	A	E	TC	DP
2011	1.000	1	2	1	0	3	1
2013	.964	4	23	4	1	28	2
Totals	.968	5	25	5	1	31	3

3B	PCT	G	PO	A	E	TC	DP
2013	1.000	3	0	1	0	1	0

CAREER HIGHS

Hits: 4, Aug. 21, 2019 vs. DET
Runs: 3, 4x, last June 6, 2019 at SEA
Doubles: 2, 8x, last Aug. 21, 2019 vs. DET
Triples: 1, 4x, last Sept. 17, 2019 vs. TEX
Home Runs: 2, 6x, last Sept. 9, 2019 vs. OAK
RBI: 6, 2x, last Sept. 9, 2019 vs. OAK
Walks: 4, June 6, 2019 at SEA
Stolen Bases: 1, 4x, last Sept. 14, 2019 at KC
Hitting Streak: 14, Aug. 14-Sept. 1, 2017

MULTI-HR GAMES (6)

Aug. 5, 2014 at CWS
 June 15, 2016 at OAK
 July 19, 2016 at LAA
 April 21, 2017 vs. KC
 April 28, 2018 at TOR
 Sept. 9, 2019 vs. OAK

GAME-ENDING HR (1)


June 16, 2015 vs. LAD (Ravin)

GRAND SLAMS (1)

June 14, 2019 vs. TOR (Pannone)



Robinson Chirinos has conducted charitable work through his foundation since 2012, and was selected as winner of the Rangers' 2016 Jim Sundberg Community Award.



OF #17

SHIN-SOO CHOO

L BATS **L** THROWS
5'11" HEIGHT **205** lbs. WEIGHT
37 OPENING DAY AGE

BORN • July 13, 1982 in Busan, South Korea

RESIDES • Southlake, TX

ACQUIRED • Signed as a free agent on Dec. 27, 2013

CONTRACT STATUS • Signed through 2020

SERVICE TIME • 12.119 **OPTIONS USED** • 3/3

CAREER: The 37-year-old veteran outfielder is in his seventh season in a Texas uniform...posted a career-high 24 home runs in 2019, also recorded his second-highest OPS figure as a Ranger last year...selected winner of Rangers 2019 Harold McKinney Good Guy Award by Dallas-Fort Worth chapter of the BBWAA...a first-time All-Star in 2018, Choo has posted back-to-back seasons with an OPS of .800-or-better for the first time since 2012-13...he is just the third player in Rangers history with three consecutive seasons of 20+ home runs and 75+ walks (2017-18-19), joining Rafael Palmeiro (5, 1999-2003) and Alex Rodriguez (3, 2001-03)...his .368 on-base percentage over those three seasons ranks ninth in the American League (min. 1250 PA's), and his 247 walks in that span rank fifth in the circuit...in his 6 years with Texas, Choo has a slash line of .261/.365/.424/.787 while averaging 128 games per season, and ranks 9th in club history in both on-base pct. and walks (406)...this is the final season of a 7-year contract with Texas that Choo signed on 12/27/13...spent 2013 with Cincinnati after 6+ seasons in the Cleveland organization...was originally signed as a non-drafted free agent by Seattle in August 2000 at age 18 and played in 14 games with the Mariners in 2005-06 before trade to Cleveland on 7/26/06...the native of South Korea starred as an amateur at Busan (Korea) High School.

GOOD THINGS IN THREES: Over the past 3 seasons, has averaged 149 games per campaign while producing a slash line of .263/.368/.437/.806, ranking among American League leaders over that span in games (5th, 446), walks (5th, 247), times on base (5th, 721), hit by pitch (T5th, 35), OBP (9th), runs created (11th, 291), runs (12th, 272), and catches per plate appearance (12th, 4.08)...he is just the third player in Rangers history with three consecutive seasons of 20+ home runs and 75+ walks (2017-18-19), joining Rafael Palmeiro (5, 1999-2003) and Alex Rodriguez (3, 2001-03)...is also one of just 5 MLB players to reach those figures in each of the last 3 seasons, joining Mookie Betts, Paul Goldschmidt, Carlos Santana, and Mike Trout.

ALL ABOUT THAT BASE: In 2019, ranked T2nd in the A.L. in HBP (18), was 9th in walks (78), and had the 12th-best OBP (.371)...his 1220 times on base rank 15th in Rangers history...in his Texas career, has gone 3 consecutive starts without reaching base safely just twice (6/7-9/14 and 4/13-15/18), and longest such span in 2019 was 2 straight (8/29-30)...reached base safely 5 times twice in 2019 (6/13 at BOS, 8/4 vs. DET), matching team season high, with the Fenway instance marking 3rd in club history without a hit (also Mark Teixeira on 9/23/04 vs. OAK and 7/17/07 at OAK)...in 2018, had career-best 52-G on-base streak from 5/13-7/20/18 (.337/.468/.588/1.056), which remains the longest in MLB since 2007 (BAL's Kevin Millar, 6/20-8/25/07), and a single-season TEX club record...only longer streak by a Ranger was 59 G by Will Clark in 1995-96...1st LH batter with a streak of 50+ G since Barry Bonds in 2003 (58 G, 6/27-9/20/03).

HOME RUNS: His 24 homers in 2019 were 2 more than previous career high (22 in 2010-15-17)...was his 3rd straight and 7th season overall with 20+ HR...was the 3rd Ranger to hit 24+ HR at age 36 or older, joining Rafael Palmeiro (2001-02-03) and Adrián Beltré (2016)...hit 1st career pinch HR, 4/26 at SEA...belted 200th career HR, 6/4 vs. BAL, one of his 7 leadoff HR for the year (see below)...hit 3rd career walk-off HR on 5/26/18 vs. KC, which was career HR no. 176, passing Japan's Hideki Matsui (175) for most HR by Asia-born player in ML history.

START ME UP: Had a team-high 138 starts in the leadoff spot in 2019, the 4th time in his 6 seasons with Texas to pace the club in that category (2014-16-18-19)...was 2nd in A.L. in walks (76) from the top spot in the order...ranks 2nd in Rangers history with 463 starts in leadoff slot (662-Ian Kinsler)...owns each of Rangers' last 11 leadoff HR since Delino DeShields hit one on 8/2/17 vs. SEA, and has 23 career leadoff homers with Texas, 2nd-most to Kinsler (29)...his 34 overall career leadoff HR are 3rd-most in MLB since 2012 (36-Charlie Blackmon and George Springer)...hit all 7 leadoff HR by Rangers in '19, 2nd-most in the A.L. (12-HOU's George Springer) and tying the single-season club record held by Ian Kinsler (2009-11-12)...became the 1st Ranger to ever hit leadoff homer on his birthday, 7/13/19 vs. HOU...has twice led off 1st inning with HR in consecutive games (5/12-13/15 vs. KC and 7/12-13/19 vs. HOU), as he owns 2 of the 5 all-time instances by Rangers, also Mike Hargrove (8/13-14/77), Oddibe McDowell (7/27-28/85), Kinsler (4/1-2/11)...in 2016, hit leadoff HR off BOS' David Price both 6/24 in Arlington and 7/5 at Fenway, just 5th time ever for a player to hit multiple leadoff HR vs. a former Cy Young Award winner in one season and first since 2010 (Rickie Weeks off Chris Carpenter)...owns a career .381 OBP in the leadoff slot, 15th-highest among qualifiers (1000+ PA's) in the expansion era (1969-2019) and trailing only STL's Matt Carpenter (.382) among active players.

SON OF SOUTH KOREA: Ranks 1st among natives of South Korea in all career offensive categories...owns 213 of the 378 career homers among South Korean natives, and his 1645 hits are over 7 times the next-closest total (233 by Jung Ho Kang)...pitcher Chan Ho Park, the only other native of South Korea to ever play for Texas (2002-05), ranks 2nd among major leaguers from South Korea with 479 games played...represented Korea in the 2009 World Baseball Classic and the 2010 Asian Games.

POSTSEASON: Only appearance in 2016 ALDS vs. TOR came in Game 1, going 0-for-3 with team's lone RBI in a start in RF...the start came after brief return from a lengthy DL stint, and he did not appear in Games 2-3...went 5-for-21 (.238) while starting all 5 games in RF during Rangers' 2015 ALDS vs. TOR...was just 1-for-13 in 1st 3 games before going 4-for-8 in final 2 contests...had 3 singles and scored twice in Game 4 and connected for 3rd inning solo homer off Marcus Stroman in

FRONT OFFICE

COACHES

CHOO

2019 REVIEW

OPPONENTS

RECORDS

DEVELOPMENT

MEDIA

Game 5...went 1-for-3 with a homer off PIT's Tony Watson for CIN in N.L. Wild Card Game on 10/1/13 at PIT, his first playoff action...was 1st postseason HR ever for a native of South Korea.

HURTS SO GOOD: His 18 HBP in 2019 were 2nd-most in his career (26 in 2013 w/ CIN) and ranked T2nd in the A.L. to KC's Alex Gordon (19)...also marked 3rd-highest single-season figure in Texas history to 19 by both Robinson Chirinos in 2018 and Carlos Gomez in 2017...all-time club leader with 69 HBP, passing Kinsler (57) for 1st place with his 58th HBP on 6/8 vs. OAK (N)...since 1900 ranks 16th all-time in HBP (150).

2019: Made 141 total starts at DH (61), RF (41), and LF (39), with 80 starts in the outfield being his most since 2015 (144)...led Texas in games (151), his most since 2012 (154 with CIN), runs (93), and doubles (31), was 2nd in at-bats (563), hits (149), OPS (.826), and multi-hit games (43), and had 3rd-most HR (24).

BATTING: After going 3-for-18 in season's 1st 5 games, batted .369 (31-84) over next 22 contests to rise to .333 through end of April...had a .302 (64-212) average in season's 1st 55 games as of 6/4...batted just .220 (20-91) in next 25 contests to fall to .277 on 7/3...was 13-for-27 (.481) over his next 8 games to improve to .294 on 7/13...his 9-G hit streak from 7/2-13 matched team high in 2019...had a .223 (52-233) figure in his last 64 games.

NOTES: Hit .229 (38-166) vs. LHP and has a .225 (78-347) BA vs. LHP in 2018-19...batted .296 (32-108) with RISP, going 8-for-14 with RISP in September...had 1500th career hit, a 2nd-inning single, 4/4 at LAA...had 6th inning single for Texas' lone hit, 8/25 at CWS...was 4th in A.L. in strikeouts (career-high 165).

2018: Was an MLB selection to the A.L. All-Star team, his 1st career selection, and went 1-for-2 as a reserve in the Midsummer Classic on 7/17 at Nationals Park...was the 3rd native of South Korea to make the AS team (LAD's Chan Ho Park in 2001; ARI's Byung-Hyun Kim in 2002)...landed the honor by batting .293/.405/.506/.911 over 90 G in the 1st 'half', then hit .217/.329/.316/.645 in 56 G after the break...the Rangers Player of the Year led team in hits (148), doubles (92), OPS (.810), and runs (83), finishing 2nd on club in walks (30) and total bases (243)...ranked among A.L. leaders in BB (4th, 92), OBP (7th, .377), and times on base (T8th, 250)...the 92 BB were most by a Ranger since Rafael Palmeiro had 104 BB in 2002, and 2nd-highest total of his career (112 BB in 2013 w/ CIN)...marked Choo's highest OBP since 2013 (career-high .423) and was highest by a Ranger since 2015 (Prince Fielder-.378)...no HR in his last 27 G beg. 8/24, and hit one HR in his final 45 contests...selected Rangers Player of Month for June (.347/.466/.621/1.087)...**2017:** Returned from an injury-riddled 2016 to post his 2nd-highest RBI total (78) as a Ranger...team-high 77 walks, T10th in A.L....also finished among team leaders in hits (2nd, 142), runs (2nd, 96), games (3rd, 149), and TB (5th, 230)...made 140 total starts, team-high 65 GS as DH and 75 starts in RF...had a .250 average at the break, but hit .273/.349/.438/.787 (70-256) in the second 'half' to finish at .261...his 5 G with 3+ BB were most by a Ranger since 2008 (Milton Bradley-5)...batted .315 (34-108) with RISP, 2nd-highest among club regulars (Andrus-.331) and 2nd-best of his career in a full season (.386 in 2008)...**2016:** For the 2nd time in 3 seasons with Texas, was limited by injuries...endured 4 disabled stints: 4/9-5/19 (right calf strain), 5/21-6/12 (left lateral hamstring strain), 7/20-8/3 (lower back inflammation), and 8/16-9/29 (left

forearm fracture)...had surgery performed on 8/17/16 by Dr. Thomas DiLiberti in Dallas, in which Choo had a plate inserted into his left arm near the wrist...Choo's 48 games marked lowest total since an injury-filled 2007 (6 G)...still had the most starts in the leadoff slot of any Ranger (40) and ranked 2nd on the club with 42 starts in RF...reached safely via H/BB/HBP in 41 of the 48 games in which he appeared...had a .271 (29-107) mark from 6/13-7/19, his longest active span all year, but had .197 BA (14-71) in all other games...went 6-for-15 with a HR, 4 BB, 3 RBI in 3 instructional league games in Arizona from 9/26-28...was reinstated from the disabled list on 9/30 for the Rangers' final regular season series with Tampa Bay and went 2-for-12 before being named to ALDS roster...**2015:** Had a relatively healthy year following injuries in 2014, aside from back spasm and neck stiffness issues that did not require disabled list stints...after a total of 5 hits in April, rebounded with strong efforts in both May and the 2nd half, when he was among MLB leaders in BA and OBP...ranked among A.L. leaders in OBP (6th, .375), walks (9th, 76), and hit by pitches (T2nd, 15)...topped the Rangers in runs (94), XBH (57), and walks...started 144 games in right and one as the DH...recorded 1st career cycle on 7/21 at COL, 8th instance in club history...batted .343/.455/.560/1.016 (85-248) in 69 games after All-Star break, leading A.L. in OBP, a mark that was 3rd-highest in club history post-break...selected A.L. Player of the Month for September and Rangers Player of the Month for Sept./Oct...in 28 Sept. games, batted .404 (42-104) with a .515 OBP, both figures the highest in MLB (75+ PA's)...was the 1st Ranger ever to hit .400 in Sept., and the .515 OBP was a club record for any month (.500, Will Clark in May 1997)...1st player to lead MLB in Sept. in average, OBP, hits, and runs since NYG's Willie Mays in 1958 (Elias Sports Bureau)...his .096 (5-52) avg. in April was lowest monthly figure (60+ PA's) in Rangers history...**2014:** Missed games with left elbow soreness during spring training, and then injured left ankle on 4/21/14 at OAK when landing hard on the first base bag...did not go on the DL until being shut down for the season on 8/25/14...had arthroscopic surgery to remove a small bone spur from left elbow on 8/29/14, a procedure performed by Dr. Keith Meister...had torn cartilage repaired and a small bone spur removed from his left ankle in arthroscopic surgery performed by Dr. John Crates on 9/17/14...appeared in just 123 games due to injuries in 1st season with Texas...made 119 starts: 63 in LF, 44 as DH, and 12 in RF...had team's 2nd highest OPS (.714) and T2nd in HR (13)...T2nd in A.L. in HBP (12)...led A.L. with .370 average and .500 on-base pct. through 5/6, but hit just .209 in final 95 games...singled for 1000th career hit, 8/9 at HOU...**2013:** Won the Ernie Lombardi Award as Cincinnati's MVP, posting a career year in his lone season with the Reds...was just the 8th player in major league history to produce minimums of 30 doubles, 20 home runs, 20 steals, 100 walks, and 100 runs scored in a season...led the majors with a club record 26 hit by pitches and ranked 2nd in ML with 112 walks and a .423 OBP, placing behind teammate Joey Votto in both categories (135 BB, .435 OBP)...was also among the N.L. leaders in runs (2nd, 107), multi-hit games (T5th, 52), and OPS (8th, .885)...was the toughest player in the N.L. to double up with a GDP ever 189.7 AB...topped the Reds in runs, walks (112), and stolen bases (20) and was 2nd in batting (.285), doubles (34), and OBP...started 150 games in center and 3 in left...finished 12th in BBWAA N.L. MVP voting...hit 100th career HR, 8/27 at STL...hit .392 (31-79) over first 21 games, and reached safely via hit, walk, or hit by pitch in season's 1st 22 games...**2012:** Started 151 games in right in his final season in Cleveland...was 5th in the A.L. in doubles (career

high 43) and placed 10th in OBP (.474)...led the Indians in runs (88), doubles, extra base hits (61) and homers (16)...hit .327 vs. RH pitchers, 7th-best mark in the A.L....joined the Rangers' Ian Kinsler as the only ML players with at least 40 2B, 15 HR and 20 SB...finished the season with a then career-high 13-game hitting streak from 9/20-10/3...**2011:** Spent 3 stints on the disabled list and appeared in 85 games, making 84 starts in right...sustained a broken left thumb that required surgery when hit by a Jonathan Sanchez pitch on 6/24 at SF...played 3 games on rehab assignment at Lake County (Low-A) before being activated on 8/11...played in just 12 games before returning to DL on 8/28 with a strained left oblique muscle...was activated on 9/14 but aggravated the oblique injury in 1st plate appearance back on 9/15 at TEX and didn't play again the rest of the season...went back on 15-day DL on 9/16 and was transferred to 60-day DL on 9/24...overall, batted .347 (26-75) in final 22 games with Cleveland beginning 6/22...tied for 9th in A.L. in outfield assists (9)...**2010:** Earned the Cleveland BBWAA Bob Feller Man of the Year Award for 2nd consecutive season...ranked among the A.L. leaders in OF assists (1st, 14), OBP (4th, .401), BB (8th, 83), OPS (9th, .885) and BA (12th, .300)...set career highs for RBI (90) and steals (22)...became the 1st player in Indians history to hit .300 with 20 HR and 20 stolen bases in consecutive seasons...joined FLA's Hanley Ramirez as the only MLB players to reach those marks in both 2009 and 2010...finished 14th in BBWAA A.L. MVP voting...was named A.L. player of the week for 4/11-18 and 9/13-19...hit .340 (36-106) in final 29 games beginning 9/1...homered 3 times and tied career high with 7 RBI on 9/17 at KC...was on DL from 7/4-22 with sprained right thumb...**2009:** In 1st full ML season was the only A.L. player and one of 4 players in the majors to hit .300 with at least 20 HR and 20 SB (Ryan Braun, Justin Upton, Hanley Ramirez)...was the 1st Asian-born player in ML history to hit 20 HR and steal 20 bases in a season...ranked among the A.L. leaders in OBP (8th, .394), BB (12th, 78), and 2B (14th, 38)...stole 21 bases in 23 attempts (91.3%)...was the Bob Feller Man of the Year recipient...started 121 games in RF, 20 in LF, and one in CF...**2008:** Began season on Cleveland's disabled list while continuing to rehab from left elbow surgery the previous September...played in 12 G for Buffalo (AAA) on rehab assignment before being activated on 5/30...started 45 games in right, 25 in left, and 11 as the DH the rest of year...ranked 2nd in OPS (1.038) and 3rd in average (.343) after All-Star break among A.L. players with at least 225 PAs...batted .377 (61-162) in final 45 games beg. 8/5...was the A.L. September Player of the Month (.400, 5 HR, 24 RBI)...**2007:** Opened season in Buffalo...recalled by CLE on 4/23 and appeared in 6 games before option to Buffalo on 5/2...was on Buffalo DL with soreness in left elbow, 6/10-8/13...underwent "Tommy John" surgery to repair the torn ulnar collateral ligament in left elbow on 9/25 with procedure performed by Dr. Lewis Yocum...**2006:** Began the year at Tacoma (AAA) in Seattle organization, batting .323 in 94 games to earn spot in Triple-A All-Star Game...at time of trade to Cleveland was 2nd in the PCL in hits (121) and steals (26)...appeared in 4 G with Seattle from 7/3-13 before returning to Tacoma...was traded to Cleveland on 7/26 and started 30 games in right and 9 in left the rest of the year...made Indians debut on 7/28 vs. SEA and accounted for game's only run with a 6th-inn. HR off Felix Hernandez...hit .417 (15-36) in 1st 11 games with the Tribe...had 1st career grand slam, 8/3 at BOS...**2005:** Spent most of season at Tacoma, with pair of stints with SEA...recalled on 4/20 and made ML debut as a pinch-hitter

the next day...recorded 1st hit with a pinch RBI single on 5/3 vs. LAA...was optioned to Tacoma after that game...was recalled on 9/17...overall started 5 games in center for the M's...**2004:** Was the Mariners' minor league player of the year at San Antonio (AA)...ranked among Texas League leaders in runs (2nd, 89), hits (2nd, 163), triples (T2nd, 7), RBI (3rd, 84), steals (3rd, 40), and batting (5th, .315)...played for the World Team in the All-Star Futures game in Houston...**2003:** Led the California League in triples (13) at Inland Empire (High-A), which won league championship...**2002:** Spent majority of season at Wisconsin (Low-A) and was named team MVP...ranked 2nd among Seattle minor leaguers in steals (37) and ranked 4th in batting (.303)...played in Midwest League all-star game...was selected to Sportsticker's all-teen minor league team at season's end...was promoted to San Bernardino (High-A) in late August...**2001:** Made pro debut with AZL Mariners (Rookie)...went 5-for-5 with a 2B, 2 HR, and 5 RBI on 6/26 vs. Arizona A's...played in 3 G for Wisconsin at end of year.

AMATEUR/INTERNATIONAL: Attended Busan (Korea) High School, where he was a teammate of former Major League RHP Cha Seung Baek...named MVP and best pitcher in the 1999 and 2000 President's Cup, Korea's most prestigious high school tournament, and in the 1999 and 2000 Busan City Championships...was a member of the 2000 Korean Junior national team that competed in the Junior AAA Championships...was signed by Seattle as a non-drafted free agent on 8/13/00 by scouts Jim Colborn and Jae Lee...in November 2010 helped Korea to the gold medal in the Asian Games (5 G, 8-for-14).

COMMUNITY: Selected winner of Rangers 2019 Harold McKinney Good Guy Award by Dallas-Fort Worth chapter of the BBWAA...in 2018 donated a \$5,000 scholarship to six high school juniors attending the local AISD high schools...participates in Korean Heritage Night, signing autographs and exchanging gifts in pre-game ceremonies...took part in the Pyeong Chang 2018 Olympic Torch Relay in his hometown of Busan...in 2017, made a donation to South Texas disaster relief efforts...received a Special Award at the US Pan Asian Chamber of Commerce-SW Lunar New Year Good Fortune Banquet on 1/30/16...Choo and his wife presented a check for \$100,000 to the Korean Cultural Center of Dallas on 10/31/14...has donated funds to the Michael Young Family Foundation...hosted a baseball camp for Miracle League of Southlake on 11/13/14...hosted local children from the Korean School Association at LEGOLAND Discovery Center in Grapevine Mills Mall on 12/9/14...has donated tickets to Dillon International in 2014-15-16 to host DFW Metroplex families in Choo's Corner who have adopted a Korean child, donated tickets to the Korean community, and donations were also made in his name to provide two Korean students with scholarships in 2015...has participated in the Rangers Winter Caravan and Fan Fest.

PERSONAL: Shin-Soo Choo...he and his wife Won Mi Ha have 3 children, sons Alan (3/13/05) and Aiden (9/4/09), and daughter Abigail (8/22/11)...favorite player growing up was Ken Griffey, Jr...favorite activity away from park is spending time with his kids, and top vacation spot is Hawaii...was the Reds' recipient of the 2013 Heart & Hustle Award presented by the MLB Players Alumni Association.

CHOO CONTINUED

FRONT OFFICE COACHES CHOO 2019 REVIEW OPPONENTS RECORDS DEVELOPMENT MEDIA

CAREER RECORD

YEAR	CLUB	AVG	G	AB	R	H	TB	2B	3B	HR	RBI	SH	SF	BB-I	SO	SB	CS	HP	GDP	OBP	SLG
2001	AZL Mariners—1	.302	51	199	51	60	102	10	4	35	0	3	34-2	49	12	4	9	1		.420	.513
	Wisconsin	.462	3	13	1	6	6	0	0	0	3	0	0	1-0	3	2	0	1	0	.533	.462
2002	Wisconsin	.302	119	420	69	127	185	24	8	6	48	3	1	70-5	98	34	21	13	2	.417	.440
	San Bernardino	.308	11	39	14	12	22	5	1	1	9	1	0	9-1	9	3	0	2	0	.460	.564
2003	Inland Empire	.286	110	412	62	118	189	18	*13	9	55	2	4	44-1	84	18	10	9	8	.365	.459
2004	San Antonio	.315	132	517	89	163	239	17	7	15	84	1	3	56-4	97	40	8	2	8	.382	.462
2005	Tacoma	.282	115	429	73	121	185	21	5	11	54	2	1	69-0	97	20	10	1	8	.382	.431
	Seattle	.056	10	18	1	1	1	0	0	0	1	0	0	3-0	4	0	0	0	0	.190	.056
2006	Tacoma	.323	94	375	71	121	187	21	3	13	48	1	4	45-3	73	26	4	2	1	.394	.499
	Seattle—2	.091	4	11	0	1	2	1	0	0	0	0	0	0-0	4	0	0	1	1	.167	.182
2007	Cleveland	.295	45	146	23	43	69	11	3	3	22	1	1	18-2	46	5	3	1	2	.373	.473
	Buffalo	.260	59	208	34	54	78	11	2	3	26	0	6	21-0	40	10	3	3	6	.328	.375
2008	Cleveland	.294	6	17	5	5	5	0	0	5	0	1	2-1	5	0	1	0	0	.350	.294	
	GCL Indians	.200	2	5	0	1	2	1	0	0	2	0	0	0-0	1	0	0	1	0	.333	.400
2009	Buffalo—3	.262	12	42	1	11	16	2	0	1	3	0	0	5-0	14	1	3	2	0	.367	.381
	Cleveland	.309	94	317	68	98	174	28	3	14	66	0	4	44-4	78	4	3	5	5	.397	.549
2010	Cleveland	.300	156	583	87	175	285	38	6	20	86	0	7	78-5	151	21	2	17	9	.394	.489
	Cleveland—4	.300	144	550	81	165	266	31	2	22	90	0	2	83-11	118	22	7	11	11	.401	.484
2011	Akron	.091	3	11	1	1	1	0	0	0	0	0	0	0-0	3	1	0	0	0	.091	.091
	Cleveland—5,6,7	.259	85	313	37	81	122	11	3	8	36	0	3	36-3	78	12	5	6	7	.344	.390
2012	Lake County	.000	3	8	0	0	0	0	0	0	1	0	0	0-0	2	0	0	0	0	.000	.000
	Cleveland—8	.283	155	598	88	169	264	43	2	16	67	0	1	73-0	150	21	7	14	10	.373	.441
2013	Cincinnati—9	.285	154	569	107	162	263	34	2	21	54	3	2	112-5	133	20	11	*26	3	.423	.462
2014	Texas—10	.242	123	455	58	110	170	19	1	13	40	0	4	58-3	131	3	4	12	9	.340	.374
2015	Texas	.276	149	555	94	153	257	32	3	22	82	2	5	76-1	147	4	2	15	7	.375	.463
	Texas—11,12,13,14	.242	48	178	27	43	71	7	0	7	17	0	0	25-1	46	6	3	7	1	.357	.399
2017	Frisco	.300	6	20	0	6	7	1	0	0	0	0	0	3-0	7	0	1	1	0	.417	.350
	Round Rock	.545	3	11	2	6	10	1	0	1	5	0	0	1-0	0	1	0	0	0	.545	.583
2018	Texas	.261	149	544	96	144	230	20	1	22	78	3	5	77-1	134	12	3	7	18	.357	.423
2019	Texas	.264	146	560	83	148	243	30	1	21	62	1	2	92-2	156	6	1	10	11	.377	.434
2018	Texas	.265	151	563	93	149	256	31	2	24	61	0	1	78-3	165	15	1	18	6	.371	.455
MAJOR TOTALS		.275	1619	5977	948	1645	2678	336	29	213	767	10	38	855-42	1546	151	53	150	100	.377	.448
MINOR TOTALS		.298	723	2709	468	807	1229	132	49	64	373	10	22	358-16	577	168	65	46	35	.386	.454

* Led league # Tied for league lead

- Signed by Seattle as a non-drafted free agent by Jim Colborn and Jae Lee on Aug. 13, 2000.
- Acquired by Cleveland from Seattle, along with a player to be named later (LHP Shawn Nottingham), in exchange for 1B Ben Broussard on July 26, 2006.
- On disabled list, March 21-May 30, 2008, while recovering from 'Tommy John' surgery on left elbow on Sept. 25, 2007...included rehab assignment with Buffalo, May 14-30.
- On disabled list, July 3-23, 2010, with right thumb sprain...included rehab assignment with Akron, July 19-23.
- On disabled list, June 25-Aug. 12, 2011, with left thumb fracture...included rehab assignment with Lake County, Aug. 8-12.
- On disabled list, Aug. 28-Sept. 15, 2011, with left oblique strain.
- On disabled list, Sept. 16, 2011-end of season, with left oblique strain.
- Acquired by Cincinnati from Cleveland, along with INF Jason Donald, as part of 3-team trade with Arizona that sent OF Drew Stubbs, RHP Matt Albers, RHP Trevor Bauer, and RHP Bryan Shaw to Cleveland, and INF Didi Gregorius, 1B Lars Anderson, and LHP Tony Sipp to Arizona on Dec. 11, 2012.
- Signed by Texas as a free agent on Dec. 27, 2013.
- On disabled list, Aug. 25, 2014-end of season, with bone spur in left elbow.
- On disabled list, April 10-May 19, 2016, with right calf strain...included rehab assignments with Round Rock, May 15-17, and Frisco, May 18-19.
- On disabled list, May 21-June 12, 2016, with left lateral hamstring strain...included rehab assignments with Frisco, June 3-5 and June 8-12, and Round Rock, June 6-7.
- On disabled list, July 20-Aug. 3, 2016, with lower back inflammation.
- On disabled list, Aug. 16-Sept. 29, 2016, with left forearm fracture.

POSTSEASON RECORD

SERIES	CLUB	AVG	G	AB	R	H	TB	2B	3B	HR	RBI	SH	SF	BB-I	SO	SB	CS	HP	GDP	OBP	SLG
2013 NLWC	CIN vs. PIT	.333	1	3	2	1	4	0	0	1	1	0	0	0-0	1	0	0	1	0	.500	1.333
2015 ALDS	TEX vs. TOR	.238	5	21	4	5	8	0	0	1	2	1	0	1-0	6	0	0	0	0	.273	.381
2016 ALDS	TEX vs. TOR	.000	1	3	0	0	0	0	0	0	1	0	0	0-0	2	0	0	0	0	.000	.000
WC TOTALS		.333	1	3	2	1	4	0	0	1	1	0	0	0-0	1	0	0	1	0	.500	1.333
LDS TOTALS		.208	6	24	4	5	8	0	0	1	3	1	0	1-0	8	0	0	0	0	.240	.333
POSTSEASON TOTALS		.222	7	27	6	6	12	0	0	2	4	1	0	1-0	9	0	0	1	0	.276	.444

ALL-STAR GAME RECORD

YEAR	CLUB	AVG	G	AB	R	H	TB	2B	3B	HR	RBI	SH	SF	BB-I	SO	SB	CS	HP	GDP	OBP	SLG
2018	AL, Washington	.500	1	2	1	1	1	0	0	0	0	0	0	0-0	0	0	0	0	0	.500	.500

WORLD BASEBALL CLASSIC RECORD

YEAR	CLUB	AVG	G	AB	R	H	TB	2B	3B	HR	RBI	SH	SF	BB-I	SO	SB	CS	HP	GDP	OBP	SLG
2009	Korea	.188	7	16	5	3	9	0	0	2	4	0	0	3-0	5	0	1	3	1	.409	.563

CHOO CONTINUED

CAREER FIELDING

OF	PCT	G	PO	A	E	TC	DP
2006	.971	43	97	3	3	103	1
2007	1.000	5	10	1	0	11	1
2008	.985	75	128	4	2	134	0
2009	.979	143	317	11	7	335	2
2010	.986	142	267	14	4	285	3
2011	.978	85	172	9	4	185	2
2012	.993	154	293	7	2	302	1
2013	.989	153	353	9	4	366	0
2014	.971	75	129	4	4	137	0
2015	.985	148	315	5	5	325	2
2016	.967	43	85	4	3	92	0
2017	.975	77	151	7	4	162	0
2018	.964	59	105	2	4	111	0
2019	.975	81	153	0	4	157	0
Totals	.982	1288	2591	80	50	2721	12

GAME-ENDING HR (3)

Aug. 23, 2011 vs. SEA (G1) (League)
 May 7, 2013 vs. ATL (Kimbrel)
 May 26, 2018 vs. KC (McCarthy)

PINCH-HIT HR (1)

April 26, 2019 at SEA (Swarzak)

HIT FOR CYCLE (1)

July 21, 2015 at COL

LEADOFF HR (34)

May 24, 2012 vs. DET (Verlander)
 June 14, 2012 at CIN (Leake)
 June 18, 2012 vs. CIN (Latos)
 July 5, 2012 vs. TB (Hellickson)
 July 21, 2012 vs. BAL (Tillman)
 April 4, 2013 vs. LAA (Blanton)
 May 4, 2013 at CHC (Samardzija)
 May 27, 2013 vs. CLE (Jimenez)
 June 23, 2013 at ARI (Delgado)
 June 29, 2013 at TEX (Tepesch)
 Aug. 21, 2013 vs. ARI (McCarthy)
 April 21, 2014 at OAK (Straily)

July 4, 2014 at NYM (Niese)
 August 23, 2014 vs. KC (Guthrie)
 May 12, 2015 vs. KC (Volquez)
 May 13, 2015 vs. KC (Ventura)
 June 24, 2016 vs. BOS (Price)
 June 30, 2016 at NYG (Pineda)
 July 3, 2016 at MIN (Gibson)
 July 5, 2016 at BOS (Price)
 May 27, 2017 at TOR (Estrada)
 May 30, 2017 vs. TB (Andriese)
 July 18, 2017 at BAL (Bundy)
 June 8, 2018 vs. HOU (Verlander)

June 18, 2018 at KC (Kennedy)
 July 6, 2018 at DET (Zimmermann)
 Aug. 22, 2018 at OAK (Jackson)
 May 19, 2019 vs. STL (Flaherty)
 May 24, 2019 at LAA (Canning)
 June 4, 2019 vs. BAL (Bundy)
 July 12, 2019 vs. HOU (Cole)
 July 13, 2019 vs. HOU (Miley)
 July 23, 2019 at SEA (Milone)
 Sept. 22, 2019 at OAK (Roark)

CAREER HIGHS

Hits: 4, 13x, last Aug. 19, 2017 vs. CWS
Runs: 4, 2x, last June 30, 2012 at BAL
Doubles: 3, Aug. 10, 2008 at TOR
Triples: 1, 29x, last April 17, 2019 vs. LAA
Home Runs: 3, Sept. 17, 2010 at KC
RBI: 7, 2x, last Sept. 17, 2010 at KC
Walks: 4, Sept. 18, 2013 at HOU
Stolen Bases: 2, 9x, last Sept. 23, 2013 vs. NYM
Hitting Streak: 16, July 2-22, 2013

MULTI-HR GAMES (10)

Sept. 19, 2008 vs. DET
 July 3, 2009 vs. OAK
 May 21, 2010 vs. CIN
 June 23, 2010 at PHI
 June 27, 2010 at CIN
 Sept. 17, 2010 at KC (3)
 June 14, 2012 at CIN
 May 7, 2013 vs. ATL
 May 15, 2013 at MIA
 July 30, 2018 at ARI

GRAND SLAMS (4)

Aug. 3, 2006 at BOS (Beckett)
 April 18, 2010 vs. CWS (Floyd)
 Sept. 17, 2010 at KC (Bullington)
 May 18, 2018 at CWS (Volstad)

RANGERS LOGOS THROUGHOUT THE YEARS



WASHINGTON SENATORS
1961-71



TEXAS RANGERS
1972-80



TEXAS RANGERS
1981-83



TEXAS RANGERS
1984-93



TEXAS RANGERS
1994-97



TEXAS RANGERS
1998-2002



TEXAS RANGERS
2003-Present

FRONT OFFICE

COACHES

CHOO

2019 REVIEW

OPPONENTS

RECORDS

DEVELOPMENT

MEDIA

NICK CIUFFO



C #58

L BATS
R THROWS

6'0" HEIGHT
215^{lbs} WEIGHT

25 OPENING DAY AGE

BORN • March 7, 1995 in Mt. Pleasant, SC
RESIDES • Mt. Pleasant, SC
ACQUIRED • Signed as a minor league free agent on Dec. 5, 2019
CONTRACT STATUS • Signed through 2020
SERVICE TIME • 0.034 **OPTIONS USED** • 1/3

NON-ROSTER INVITEE

FRONT OFFICE

COACHES

CIUFFO

2019 REVIEW

OPPONENTS

RECORDS

DEVELOPMENT

MEDIA

CAREER: Ciuffo (SHOO-fo) was signed to a minor league contract with a spring training invitation on 12/5/19...appeared in just 49 total games, including 3 with TB in 2019 after having left thumb surgery in early June...was released by the Rays on 7/1 and finished season in CIN organization...until then had spent his entire pro career with TB organization after being the 21st overall selection in the 2013 MLB Draft...appeared in 16 games in first MLB action with the Rays in 2018...was TB's minor league defensive player of the year in back-to-back seasons in 2016-17...has thrown out 45.5% (165 of 363) of the runners attempting to steal against him in his minor league career...the Mount Pleasant, S.C., native had an outstanding career at Lexington (S.C.) High School before being drafted by the Rays.

2019: Combined to bat .231 (36-156) with 3 home runs and 20 RBI in 46 minor league games in the TB and CIN systems...threw out 11 of 26 runners attempting to steal (42.3%) with .995 fielding percentage (2 E/390 TC)...opened at Durham (AAA) before recall by TB on 4/19...was 0-for-1 in one game before returning to Durham on 4/22...rejoined the Rays for a 2nd time on 5/8 and was 1-for-5 in 2 games, including start behind the plate on 5/10 vs. NYY...was optioned to Durham on 5/11...injured his left thumb sliding into 2nd base on 5/30 vs. Louisville and underwent surgery on 6/4...hit safely in final 8 games with the Bulls at .452 (14-31) to improve average from .152 to .228...was designated for assignment on 6/28 and released by TB on 7/1...signed by CIN organization on 7/10 and continued rehab from the thumb surgery...was assigned to AZL Reds (Rookie) for rehab assignment on 8/15 and activated at Louisville (AAA) on 8/23...played in 7 games with the Bats the rest of the year...had 3 doubles on 8/26 vs. Columbus.

2018: Served a 50-game suspension to start season following a violation of the Minor League Drug Prevention and Treatment Program...was assigned to Charlotte (High-A) on 5/30 and to Durham on 6/2...tossed out 43.2% (16 of 37) of attempted base stealers for the Bulls...was selected by TB on 9/3 and started 14 games at catcher over final month...selected from Triple-A Durham on 9/3 and was with the Rays for the remainder of the season, his first career Major League action...appeared in 16 games and made 14 starts at catcher...was 0-for-4 in start in MLB debut on 9/3 at TOR...singled off Blue Jays Aaron Sanchez for first hit on 9/5...became 5th TB player to homer in his first career plate appearance at Tropicana Field with first MLB homer,

9/7 off BAL's Dylan Bundy...had 4 RBI in that game, most ever by a Ray within one of first 4 career games...was 5-for-15 in first 6 games but 2-for-22 in final 10 contests...threw out one of 8 attempted basestealers...ranked by *Baseball America* as the best defensive catcher in the Rays organization for 3rd consecutive year...**2017:** Was selected as catcher on Southern League postseason All-Star Team at Montgomery (AA)...named as TB's minor league defensive player of the year for 2nd straight season, tossing out 38.3% (23 of 60) of attempted base stealers...established career highs in games (102), runs (42), doubles (29), home runs (7), RBI (42), walks (42), on-base pct. (.319) and slugging pct. (.385)...**2016:** Was selected to the Florida State League's midseason All-Star Team at Charlotte...threw out a league high 58.7% (27 of 46) of runners trying to steal...was on the disabled list from 6/2-8/5 due to a left hand fracture and played in 5 games on rehab assignment for GCL Rays (Rookie)...played for Peoria Javelinas in the Arizona Fall League...ranked by *Baseball America* as the best defensive catcher in the FSL in its Best Tools survey...**2015:** Named to the Midwest League midseason All-Star Team at Bowling Green (Low-A)...set pro career high for hits (92)...hit .259 with 3 HR and 9 RBI in 22 games with the Brisbane Bandits during their Australian Baseball League title run before breaking a finger and returning to rehab in the U.S....**2014:** Threw of 27 of 56 runners (48.2%) at Princeton (Rookie)...**2013:** Started 25 games behind the plate in pro debut with GCL Rays...threw of 14 of 37 (37.8%) of runners attempting to steal.

AMATEUR BACKGROUND: Hit .401 with 11 HR and 93 RBI in 123 career games at Lexington (S.C.) High School (graduated 2013)...in 2013 led team to state championship as a senior and was named South Carolina Gatorade Player of the Year...had a commitment to play at the University of South Carolina before signing with TB...won a gold medal with the Team USA 16U team in 2011...twice was cut by Team USA, which served as a major motivator for his development.

PERSONAL: Nicholas Anthony Ciuffo...his father, Tony was the director of media relations for the College of Charleston (S.C.) athletic department for 20 years...grew up around the Cougars baseball program...served as a batboy for both the College of Charleston and the Charleston RiverDogs of the South Atlantic League while growing up...likes to play golf.

CIUFFO CONTINUED

CAREER RECORD

YEAR	CLUB	AVG	G	AB	R	H	TB	2B	3B	HR	RBI	SH	SF	BB-I	SO	SB	CS	HP	GIDP	OBP	SLG
2013	GCL Rays—1	.258	43	159	11	41	49	6	1	0	25	0	1	9-1	40	0	0	0	5	.296	.308
2014	Princeton	.224	52	192	25	43	64	7	1	4	20	0	1	17-0	45	2	1	1	4	.289	.333
2015	Bowling Green	.258	94	356	30	92	116	21	0	1	32	1	5	7-0	55	2	3	0	10	.269	.326
2016	Charlotte	.262	59	229	16	60	68	8	0	0	15	2	2	9-0	45	2	3	0	9	.288	.297
	GCL Rays	.067	5	15	1	1	1	0	0	0	0	0	0	2-0	2	0	0	0	0	.176	.067
2017	Montgomery	.245	102	371	42	91	143	29	1	7	42	0	4	42-3	95	2	0	0	9	.319	.385
2018	Charlotte	.125	2	8	1	1	2	1	0	0	1	0	0	0-0	3	0	0	0	0	.125	.250
	Durham	.262	60	221	26	58	84	11	0	5	28	0	2	13-0	62	0	0	0	5	.301	.380
	Tampa Bay	.189	16	37	3	7	11	1	0	1	5	2	1	3-0	12	0	0	1	1	.262	.297
2019	Durham	.228	34	123	14	28	43	7	1	2	16	0	2	9-0	37	1	1	0	2	.276	.350
	Tampa Bay—3	.167	3	6	0	1	1	0	0	0	0	0	0	0-0	3	0	0	0	0	.167	.167
	AZL Reds—4	.231	5	13	2	3	6	3	0	0	1	0	0	3-0	4	0	0	0	0	.375	.462
	Louisville—5	.250	7	20	4	5	11	3	0	1	3	0	0	5-0	6	0	0	0	0	.400	.550
MAJOR TOTALS		.186	19	43	3	8	12	1	0	1	5	2	1	3-0	15	0	0	1	1	.250	.279
MINOR TOTALS		.248	463	1707	172	423	587	96	4	20	183	3	17	116-4	394	9	8	1	44	.293	.344

* Led league # Tied for league lead

- 1- Selected by Tampa Bay in the 1st round (21st overall) of the 2013 June draft...signed by Brian Hickman.
- 2- On suspended list, Feb. 12-May 29, 2018.
- 3- Released by Tampa Bay on July 1, 2019.
- 4- Signed by Cincinnati as a minor league free agent on July 10, 2019.
- 5- Signed by Texas as a minor league free agent on Dec. 5, 2019.

CAREER FIELDING

C	PCT	G	PO	A	E	TC	DP
2018	1.000	16	108	5	0	113	0
2019	1.000	3	21	2	0	23	0
Totals	1.000	19	129	7	0	121	0

C (ADV.)	CS	SB	ATT	CS%	CERA	PB
2018	1	7	8	12.5	4.05	4
2019	1	1	2	50.0	2.81	2
Totals	2	8	10	20.0	3.90	6


CAREER HIGHS

Hits: 2, Sept. 7, 2018 vs. BAL
Runs: 1, 3x, last Sept. 10, 2018 vs. CLE
Doubles: 1, Sept. 10, 2018 vs. CLE
Home Runs: 1, Sept. 7, 2018 vs. BAL
RBI: 4, Sept. 7, 2018 vs. BAL
Walks: 1, 3x, last Sept. 14, 2018 vs. OAK
Hitting Streak: 4, Sept. 5-10, 2018

POSITION PLAYERS TO PITCH FOR TEXAS (16 PLAYERS - 19 INSTANCES)

DATE/OPP.	PLAYER	LINE
8/31/88 vs. MIN	Jeff Kunkel	1.0 IP, 1 SO, 3 BF, GF (TEX lost 10-1)
5/20/89 vs. MIN	Jeff Kunkel	1.2 IP, 4 H, 4 R-ER, 3 BB, 1 HR, 12 BF, GF (TEX lost 19-3)
5/29/93 at BOS	Jose Canseco	1.0 IP, 2 H, 3 R-ER, 3 BB, 8 BF, GF (TEX lost 15-1)
9/6/00 at CWS	Scott Sheldon	0.1 IP, 1 SO, 1 BF (TEX lost 13-1)
6/4/12 at OAK	Craig Gentry	1.0 IP, 3 H, 2 R-ER, 1 BB, 7 BF, GF (TEX lost 12-1)
6/4/13 at BOS	David Murphy	1.0 IP, 1 H, 1 SO, 4 BF, GF (TEX lost, 17-5)
5/6/14 at COL	Mitch Moreland	1.0 IP, 3 BF, GF (TEX lost, 12-1)
7/10/14 vs. LAA	Chris Gimenez	1.0 IP, 1 SO, 3 BF, GF (TEX lost, 15-6)
8/13/14 vs. TB	J.P. Arencibia	1.0 IP, 1 H, 4 BF, GF (TEX lost, 10-1)
6/26/15 at TOR	Adam Rosales	1.0 IP, 1 H, 1 R-ER, 1 HR, 4 BF, GF (TEX lost, 12-2)
7/28/15 vs. NYY	Adam Rosales	1.0 IP, 1 H, 2 R-1 ER, 1 BB, 1 SO, 1 HR, 6 BF, GF (TEX lost 21-5)
7/2/16 at MIN	Bryan Holaday	1.1 IP, 4 BF, GF (TEX lost, 17-5)
7/7/16 vs. MIN	Jared Hoyer	1.0 IP, 1 H, 1 R-ER, 1 HR, 4 BF, GF (TEX lost 10-1)
7/26/17 vs. MIA	Brett Nicholas	1.0 IP, 5 H, 4 R-ER, 8 BF, GF (TEX lost 22-10)
7/23/18 vs. OAK	Carlos Tocci	0.2 IP, 2 BF (TEX lost, 15-3)
7/23/18 vs. OAK	Ryan Rua	1.0 IP, 1 SO, 3 BF (TEX lost, 15-3)
4/25/19 at SEA	Jeff Mathis	1.0 IP, 1 H, 1 SO, 4 BF, GF (TEX lost, 14-2)
7/17/19 vs. ARI	Tim Federowicz	1.0 IP, 3 H, 1 R-ER, 1 HR, 6 BF, GF (TEX lost, 19-4)
8/12/19 at TOR	Jeff Mathis	1.0 IP, 2 H, 2 R-ER, 1 HR, 5 BF, GF (TEX lost, 19-4)

KYLE CODY



RHP #84

R
BATS

R
THROWS

6'7"
HEIGHT

225^{lbs}
WEIGHT

25
OPENING DAY AGE

BORN • Aug. 9, 1994 in Chippewa Falls, WI

RESIDES • Chippewa Falls, WI

ACQUIRED • Selected in the 6th round of the 2016 June draft

CONTRACT STATUS • Signed through 2020

SERVICE TIME • 0.000 **OPTIONS USED** • 0/3

FRONT OFFICE

COACHES

CODY

2019 REVIEW

OPPONENTS

RECORDS

DEVELOPMENT

MEDIA

CAREER: Cody will take part in Major League camp for the 1st time after he was added to Texas' 40-man roster in November... spent all of last season rehabbing from 'Tommy John' ligament replacement surgery performed on 7/19/18, but is expected to return to game action this spring...the 25-year-old has logged just 178.1 innings over 37 minor league appearances in his professional career after missing nearly all of the last 2 seasons...excluding 5.0 innings over 2 rehab appearances with the AZL Rangers (Rookie) in July of 2018, the right-hander has not seen official game action since 2017, the same year he was crowned Nolan Ryan Rangers Minor League Pitcher of the Year...the former Kentucky Wildcat has fanned 10.0 batters per 9 innings over the course of his 3-year minor league career, ranking 7th in that category among Texas farmhands with at least 150.0 IP since 2016, his debut season...was selected by Texas in the 6th round of the 2016 June draft.

2019: Spent the entire season on the minor league injured list...was selected to the Major League roster on Nov. 20 as protection from the Rule 5 Draft...entered the season at no. 24 on *Baseball America's* list of top Rangers prospects.

2018: Was limited to 5.0 innings with the AZL Rangers on rehab assignment before season-ending 'Tommy John' surgery on 7/19/18...opened the season on the disabled list with right elbow discomfort and began an Arizona League rehab assignment on 7/3...made 2 starts with the AZL Rangers before renewed discomfort in the elbow...entered the season as the 7th-best prospect in the Texas farm system according to *Baseball America*...**2017:** Named the 2017 Nolan Ryan Rangers Minor

League Pitcher of the Year...posted the lowest ERA among all Texas farmhands and had the 2nd-most strikeouts (136), going 9-6, 2.64 (37 ER/126.0 IP) over 23 starts with Hickory (A) and Down East (A+)...held opponents to a .219/.293/.592 slash line...had 4 starts of 10+ strikeouts, including a season-best 11 strikeouts twice...opened the season at Hickory and went 1-6, 4.43 (20 ER/40.2 IP) over 1st 9 starts and 5-0, 1.65 (10 ER/54.2 IP) over final 9 starts for the Crawdads...named the organization's Minor League Pitcher of the Month for July, going 3-0 with a 0.59 ERA (2 ER/30.2 IP) and 41 strikeouts over 5 starts...promoted to Down East on 8/8 and allowed 2 R-or-less in 4 of 5 outings...**2016:** Ranked among the Spokane staff leaders in strikeouts (2nd, 53), starts (T2nd, 9), and innings (3rd, 47.1) in 1st pro season.

PERSONAL/AMATEUR: Kyle David Cody...signed with Texas on 6/15/16 after being selected in the 6th round of the 2016 June draft as a senior out of the University of Kentucky...went 6-2 with a 3.35 ERA (31 ER/83.1 IP) and 75 strikeouts over 14 starts as a senior at Kentucky, including 4-1 record with a 2.77 ERA in 10 starts vs. SEC opponents...departed Lexington tied for the 11th-most strikeouts (205) in school history...*Baseball America* rated the right-hander as the 83rd-best prospect in the draft...was selected by the Minnesota Twins in the 2nd round of the 2015 June draft and the Philadelphia Phillies in the 33rd round of the 2012 June draft...was the 2012 Gatorade Wisconsin Baseball Player of the Year at McDonell Central Catholic (Wis.) High School...also played quarterback on the school's football team...father, Gene, owned two different dairy equipment businesses in Wisconsin.

CAREER RECORD

YEAR	CLUB	W-L	ERA	G	GS	CG	SHO	SV	IP	H	R	ER	HR	HB	BB-I	SO	WP	BK	AVG
2016	Spokane—1, 2, 3	2-5	5.13	12	9	0	0	0	47.1	56	32	27	4	4	13-0	53	4	2	.293
2017	Hickory	6-6	2.83	18	18	0	0	0	95.1	77	44	30	4	3	33-1	101	7	0	.218
	Down East	3-0	2.05	5	5	0	0	0	30.2	25	7	7	0	4	10-0	35	1	0	.225
2018	AZL Rangers	0-0	0.00	2	2	0	0	0	5.0	2	0	0	0	0	1-0	9	0	0	.118
2019									INJURED - DID NOT PITCH										
MINOR TOTALS		11-11	3.23	37	34	0	0	0	178.1	160	83	64	8	11	57-1	198	12	2	.238

*Led league # Tied for league lead

- 1- Selected by Philadelphia in the 33rd round of the 2012 June draft...did not sign.
- 2- Selected by Minnesota in the 2nd round of the 2015 June draft...did not sign.
- 3- Selected by Texas in the 6th round of the 2016 June draft...signed by Mike Miceli.



TIM DILLARD

R BATS **R** THROWS
6'5" **215**_{lbs}
 HEIGHT WEIGHT
36
 OPENING DAY AGE

BORN • July 19, 1983 in Sarasota, FL
RESIDES • Franklin, TN
ACQUIRED • Signed as a minor league free agent on Dec. 17, 2018
CONTRACT STATUS • Signed through 2020
SERVICE TIME • 1.106 **OPTIONS USED** • 3/3

NON-ROSTER INVITEE

CAREER: The 36-year-old Dillard will be a non-roster spring training invitee in Rangers camp for a second straight season... spent 2019 campaign at Triple-A Nashville, landing team Co-MVP honors after leading the Sounds staff in wins and innings... surpassed 1000 minor league strikeouts in his final start last season... was in the Milwaukee organization for the first 16 years of his pro career from 2003-18, including parts of 4 seasons with the Brewers from 2008-09 and 2011-12... last Major League appearance was on 7/17/12 at HOU... between the TEX and MIL systems, has spent parts or all of 9 years at Nashville, which became Texas' PCL affiliate in 2019... resides in the Nashville area in Franklin, Tenn... his 1st pro season was 2003 after being Milwaukee's 34th round pick in the 2002 MLB draft... the colorful personality has gained notoriety for his social media presence.

ON NASHVILLE'S ALL-TIME LIST: Has been a member of the Triple-A Nashville Sounds for a portion or all of 9 seasons (2007-14, 2019)... is the franchise all-time leader in wins (48), innings (710.0), pitching appearances (241), and strikeouts (428), and his 69 starts rank 3rd to only Hugh Kemp (73, 1987-89) and Keith Brown (72, 1988-92).

2019: Led PCL in innings (153.1) and ranked 6th among qualifiers with a 4.75 ERA... shared team Co-MVP honors with OF Zack Granite... led Sounds in wins (9) and quality starts (10), and ranked among staff leaders in SO (2nd, 103) and starts (T2nd, 21)... his 1.343 WHIP figure was lowest since 2014 (1.113 with Huntsville/Nashville)... led all Triple-A players with 20 hit batters, T2nd-most among all minor leaguers in '19... had 7.71 ERA (14 ER/16.1 IP) over 1st 7 G through 4/25, all in relief, then had 4.40 ERA (67 ER/137.0 IP) over final 26 G beg. 4/26... posted 9-inning CG on 8/2 vs. Albuquerque (9.0 IP, 4 H, 3 R-ER, 1 BB, 4 SO)... faced minimum 26 batters after allowing one-out HR in 1st inning... on temporary inactive list from 5/2-6 along with injured list stints for left wrist sprain (7/20-26) and left hand contusion (8/3-10)... **2018:** Had a 9.09 ERA (33 ER/32.2 IP) in 25 relief appearances at Colorado Springs (AAA)... was 2-0, 1.80 (1 ER/5.0 IP) in 5 games in July, earning both of his season wins on consecutive days, 7/16-17 vs. Round Rock... earned lone save on 5/14 vs. Oklahoma City... issued 10 R-4 ER in 1.2 IP in only start, 8/30 at Omaha... was on temporary inactive list, 6/27-7/6 and made 2 DL stints, 7/20-8/10 and 8/15-29... **2017:** Went 3-2, 4.85 in 32 bullpen outings at Colorado Springs... was on the disabled list, 4/18-25 and 7/19-27... **2016:** Was 6-0, 2.78 in 20 relief appearances and was 1-1, 12.34 in 3 starts... had 3 DL stints, 4/24-5/4, 7/15-27, and 8/19-30... **2015:** Had a 3-0 record and 1.72 ERA in 21 games out of the bullpen for Colorado Springs... was on the DL, 7/21-8/1... **2014:** Signed with Atlantic League's Lancaster Barnstormers and appeared in 2 games before re-signing with MIL on 5/1... spent most of the season at Huntsville (AA) before being promoted to Nashville on 8/23... pitched for Zulia in the Venezuelan winter league... **2013:** Opened season on roster of Atlantic League's Lancaster

Barnstormers and pitched in 6 G before rejoining Brewers org. on 5/4 and spending the remainder of the year with Nashville.

2012: Set Major League bests for games (34), innings (37.0) and strikeouts (29) with MIL... opened the year with the Brewers and issued 5 runs in 3.0 IP in his 1st 3 games... posted a 3.44 ERA (13 ER/34.0 IP) in final 31 appearances... worked less than an inning 13 times... opponents batted .302... was assigned outright to Nashville on 7/11 and finished the year in Huntsville... **2011:** Appeared in 24 games over 3 stints with the Brewers (5/14-7/1; 7/16-8/26; 9/6-end of season)... recorded his lone Major League victory on 6/5 at FLA, retiring all 5 batters faced... **2010:** Was 4-2, 2.77 in 8 starts and 1-5, 5.19 in 33 relief appearances at Nashville... **2009:** Led Nashville staff in wins (11) and innings (147.2)... was recalled by MIL on 7/26 and appeared in 2 games before option on 8/1... sustained his 1st Major League defeat on 7/31 at SD... **2008:** Made 13 appearances with MIL in his 1st big league action... was recalled by the Brewers on 5/23 and pitched a scoreless inning in his MLB debut that night at WAS... fanned the Nationals' Aaron Boone for his 1st strikeout... collected only MLB hit with a single off ATL's Jorge Campillo on 5/29... optioned back to Nashville on 6/19 before returning to MIL 9/1.

2007: Was 5-4, 4.52 in 16 starts and 3-0, 5.26 in 18 relief appearances at Nashville... pitched for Mesa in the Arizona Fall League... **2006:** Ranked among the Southern League leaders in innings (4th, 163.0) and wins (T4th, 10) at Huntsville... earned SL All-Star honors... **2005:** Led the Florida State League in innings (185.1) and complete games (5) and tied for 1st in shutouts (2) at Brevard County (High-A)... had FSL's 2nd lowest ERA (2.48) and T2nd in wins (12)... was named as Brewers minor league pitcher of the year and to FSL All-Star team... **2003:** Combined to go 1-2, 3.32 in 14 games/4 starts at AZL Brewers (Rookie) and Helena (Short-A) in 1st pro season.

PERSONAL: Timothy Charles Dillard... he and his wife Erin have two sons, Brooks and Hayes, and a daughter, Camryn... his father, Steve, played in the majors with BOS (1975-77), DET (1978), CHC (1979-81) and CWS (1982) as an infielder... was primarily a catcher at Saltillo (MS) High School (graduated '01)... attended Itawamba Community College in Fulton, MS... was selected by Milwaukee as a catcher in the 15th round of the MLB 2001 draft, but did not sign... became a full-time pitcher after signing with the Brewers in 2002... enjoys doing impressions, including that of Harry Caray... creates unique content such as his Dubsmash videos - short-films involving his teammates lip-syncing everything from pop songs to movies to notorious commercials... joined the Brewers as a "surprise callup" in September of 2016 and assisted in hosting and social media efforts... also did some radio analysis of Brewers' spring training games in 2018... last September had involvement with the Rangers' social accounts, along with appearances on the big league club's game broadcasts and pre- and postgame shows.

DILLARD CONTINUED

FRONT OFFICE COACHES DILLARD 2019 REVIEW OPPONENTS RECORDS DEVELOPMENT MEDIA

CAREER RECORD

YEAR	CLUB	W-L	ERA	G	GS	CG	SHO	SV	IP	H	R	ER	HR	HB	BB-I	SO	WP	BK	AVG
2003	AZL Brewers—1, 2	1-2	3.79	11	4	0	0	0	35.2	36	19	15	1	9	5-0	32	1	0	.261
	Helena	0-0	0.00	3	0	0	0	0	5.0	5	0	0	0	0	2-0	6	2	0	.250
2004	Beloit	2-5	3.94	43	1	0	0	10	77.2	89	46	34	4	8	22-2	61	6	0	.280
2005	Brevard County	12-10	2.48	28	28	*5	#2	0	*185.1	150	64	51	9	13	31-0	128	13	0	.219
2006	Huntsville	10-7	3.15	29	25	1	1	0	163.0	167	76	57	10	6	36-0	108	12	0	.261
2007	Nashville	8-4	4.74	34	16	1	0	0	133.0	167	72	70	13	7	37-2	62	3	0	.316
2008	Nashville	6-1	1.99	37	0	0	0	2	63.1	57	21	14	5	2	28-2	55	1	0	.244
	Milwaukee	0-0	4.40	13	0	0	0	0	14.1	17	12	7	2	0	6-2	5	1	0	.293
2009	Nashville	11-7	4.51	24	24	2	1	0	147.2	162	86	74	11	11	52-0	64	4	0	.287
	Milwaukee	0-1	12.46	2	0	0	0	0	4.1	7	6	6	1	0	5-1	1	0	0	.412
2010	Nashville	5-7	4.12	41	8	0	0	1	109.1	98	53	50	6	16	32-2	82	4	0	.247
2011	Nashville	4-2	3.58	17	0	0	0	1	37.2	31	19	15	3	2	13-1	30	0	0	.228
	Milwaukee	1-1	4.08	24	0	0	0	0	28.2	26	13	13	3	2	4-0	27	2	0	.241
2012	Milwaukee	0-2	4.38	34	0	0	0	0	37.0	45	21	18	3	1	14-2	29	0	0	.302
	Nashville	1-1	9.42	14	0	0	0	0	14.1	28	16	15	4	2	8-0	9	0	0	.418
2013	Huntsville	0-0	5.40	3	0	0	0	0	5.0	5	3	3	0	1	1-0	8	2	0	.250
	Lancaster	0-0	0.00	6	0	0	0	0	7.0	3	0	0	0	0	0-0	5	1	0	---
2014	Nashville—3	4-2	4.40	38	0	0	0	0	47.0	43	27	23	2	4	25-1	29	2	2	.238
	Lancaster	1-0	0.00	2	0	0	0	0	2.1	0	0	0	0	0	0-0	3	0	0	---
2015	Huntsville—4	5-3	3.13	43	0	0	0	1	60.1	44	25	21	3	9	16-0	53	1	0	.200
	Nashville	0-0	14.54	4	0	0	0	0	4.1	11	8	7	2	2	1-0	3	0	0	.478
2016	Colorado Springs	3-2	5.50	27	6	0	0	0	54.0	62	34	33	3	5	21-3	44	1	1	.292
2017	Colorado Springs	7-1	5.13	23	3	0	0	1	47.1	51	29	27	3	2	17-1	53	2	0	.277
2018	Colorado Springs	3-2	5.17	34	2	0	0	1	62.2	68	41	36	3	13	27-3	49	2	0	.283
2019	Colorado Springs—5	2-4	9.70	25	1	0	0	1	34.1	54	46	37	7	10	17-2	24	2	0	.360
	Nashville—6	9-9	4.75	33	21	1	0	0	*153.1	169	93	81	16	*20	37-2	103	4	0	.280
MAJOR TOTALS		1-4	4.70	73	0	0	0	0	84.1	95	52	44	9	3	29-5	62	3	0	.286
MINOR TOTALS		93-69	4.14	511	139	10	4	18	1460.1	1497	778	663	105	142	428-21	1003	62	3	.269
INDEPENDENT TOTALS		1-0	0.00	8	0	0	0	0	9.1	3	0	0	0	0	0-0	8	1	0	---

* Led league # Tied for league lead

- 1- Selected by Milwaukee in the 15th round of the 2001 June draft...did not sign.
- 2- Selected by Milwaukee in the 34th round of the 2002 June draft...signed by Doug Reynolds.
- 3- Signed by Milwaukee as a minor league free agent on May 4, 2013.
- 4- Signed by Milwaukee as a minor league free agent on May 1, 2014.
- 5- Signed by Texas as a minor league free agent on Dec. 17, 2018.
- 6- Re-signed by Texas as a minor league free agent on Dec. 13, 2019.

CAREER FIELDING

P	PCT	G	PO	A	E	TC	DP
Totals	1.000	73	6	14	0	20	1

CAREER HIGHS

Innings: 4.0, July 28, 2009 vs. WAS
Strikeouts: 4, May 30, 2011 at CIN
Walks: 5, July 28, 2009 vs. WAS
Winning Streak: 1, June 5, 2011 at FLA
Losing Streak: 3, June 14, 2011-June 17, 2012



MATT DUFFY

R BATS **R** THROWS
6'2" **190**^{lbs}
 HEIGHT WEIGHT
29
 OPENING DAY AGE

BORN • Jan. 15, 1991 in Long Beach, CA
RESIDES • Long Beach, CA
ACQUIRED • Signed as a minor league free agent on Jan. 30, 2020
CONTRACT STATUS • Signed through 2020
SERVICE TIME • 5.059 **OPTIONS USED** • 0/3

NON-ROSTER INVITEE

CAREER: The 29-year-old Duffy joined TEX on a minor league contract with a spring training invitation on 1/30/20...had been with the TB organization since August 2016 but has missed significant time due to injuries...appeared in just 46 games for the Rays in 2019 while being sidelined for nearly 3 months with a left hamstring injury... underwent season-ending surgery on his left heel in 2016 and missed the 2017 season recovering from Achilles surgery...batted over 500 times as the starting 3B for the Rays in 2018...was acquired by TB from SF in 2016 after hitting a career best .295 in 149 games with the Giants in 2015... made his MLB debut with SF in 2014, appearing in 34 games for the World Champions...is a career .390 (16-41) hitter against TEX with a .414 (12-29) average over 8 games in Arlington... was an 18th round selection by the Giants in the 2012 June draft out of Long Beach State University.

2019: Was limited to just 46 games for the Rays with 41 starts at 3B...opened season on the 10-day IL with a left hamstring strain...had 3 different stints on rehab assignment (5/3-6; 5/13-23; 7/4-23) with Charlotte (High-A), GCL Rays (Rookie), and Durham (AAA) before being activated by TB on 7/23...was 7-for-11 in final 3 games with Durham, 7/17-20...batted .290 (20-69) in first 18 games with the Rays before going 3-for-39 over next 13 contests, falling to .213 on 9/3...had a .359 (14-39) average in final 15 games, including season-best 7-game hitting streak, 9/17-28...tied career high with 4 hits, 8/12 at SD.

Hit .304 (28-92) vs. RHP and .164 (9-55) vs. LHP...had a .295 (26-88) road average and a .375 (9-24) mark with RISP... homered on 9/28 at TOR, his first long ball since 6/16/18 at NYY and snapping a career-long homerless drought at 427 AB, the longest active span in MLB...had a career-low .933 (7 E/104 TC) fielding percentage in 46 total games at 3B...played 5 innings defensively at SS, 7/30 at BOS...appeared in 3 postseason games...started at 3B in A.L. Wild Card Game vs. OAK, singling in lone at bat...saw action as a defensive replacement at 3B in Games 2 and 4 of ALDS vs. HOU, going 2-for-4.

2018: Ranked 12th among A.L. qualifiers in batting average (.294) while setting career highs for walks (47), steals (12-tied), and on-base percentage (.361)...started 121 games at 3B and 5 at DH...was batting .300 as late as 9/20 but went 1-for-13 in last 5 games...of 148 hits, just 27 (18.2%) went for extra bases, lowest in the Majors and 3rd lowest in TB history...was the Rays Opening Day 3B on 3/29 vs. BOS, his first MLB game since 9/5/16 vs. BAL...had career-best 4 hits, 4/28 at BOS... had first career leadoff homer, 6/14 vs. NYY...had no HR in final 77 games...was on the 10-day DL, April 17-26, with a right hamstring strain...**2017:** Missed entire season recovering from heel surgery and with left Achilles issues...opened year on 10-day DL...played in 3 games on rehab assignment at Charlotte in mid-May but experienced renewed soreness in left Achilles and did not play again in regular season...had calcium deposit

removed from left heel by Dr. Bob Anderson on 6/21...appeared in instructional league games at the end of September...**2016:** Combined to bat .258 (86-333) with 5 homers and 28 RBI in 91 games with SF and TB...started 66 games at 3B with the Giants...had a homer and 4 RBI in season opener on 4/4 at MIL...was placed on the 15-day DL on 6/21 with a strained left Achilles, ending MLB's longest active consecutive games streak at 188...was traded to SF on 8/1 while on the DL and activated on 8/12...took over as the Rays' regular shortstop, starting 18 games without an error in 55 total chances...had appeared in 10 career MLB games (6 starts) at SS prior to that time...went on the DL on 9/8 and had season-ending surgery on his left heel the following day...Dr. Bob Anderson removed the bursa from the heel and debrided (cleaned) the bone abnormality...**2015:** In his first full MLB season, ranked among the N.L. leaders in triples (T8th, 6), hits (12th, 169), and batting average (14th, .295) while also setting career highs for games (149), runs (77), doubles (28), homers (12) and RBI (77)...finished 2nd in the BBWAA N.L. Rookie of the Year voting behind unanimous winner Kris Bryant of CHC...was just 3rd SF rookie with at least 70 runs, 70 RBI and 10 SB, joining Orlando Cepeda (1958) and Chili Davis (1982)...made starts at 3B (129), 2B (7), 1B (1), and SS (1), taking over at starting 3B in mid-May...also finished among league qualifying leaders in batting average with RISP (2nd, .366) and vs. RHP (8th, .310)...had 91 hits after the All-Star break, 3rd most in the N.L....ranked 2nd among N.L. 3B in defensive runs saved (12)...hit first career MLB HR, 4/15 off COL's Boone Logan and collected career-high 5 RBI, 5/12 at HOU...was the first SF rookie ever to win the Willie Mac Award (since 1980), which is given to the Giants player who best exemplifies the inspiration, character and leadership that Hall of Famer Willie McCovey demonstrated...also earned the Barney Nugent Award, given by the Giants players to the individual in his first MLB spring training camp whose performance best exemplifies the spirit of the club...**2014:** Won the Eastern League batting title with a .332 average at Richmond (AA)... was selected to the league's mid-season and postseason All-Star Teams...was recalled by SF on 8/1 and 1-for-4 in start at 2B in MLB debut that night at NYM...singled off Jon Niese for first hit...was sent back to Richmond on 8/7 but recalled again the next day...started 5 games each at 2B and SS for SF the rest of the year...appeared in suspended game from 5/22 vs. COL that resumed 102 days later on 9/2, so statistically his official MLB debut date is 5/22...at age 23, was the youngest player on SF's active roster throughout the playoffs...appeared in 8 games, batting .167 (1-6)...scored the game-tying run in the 9th inning of NLCS Game 2 at STL, recorded first career postseason hit with a pinch-hit single in WS Game 4 vs. KC's Jason Vargas...**2013:** Combined for a .303 average with 9 homers, 57 RBI, and 25 stolen bases at Augusta (Low-A) and San Jose (High-A) while playing exclusively at shortstop...was named to the South Atlantic League postseason All-Star Team... was promoted to San Jose on 7/22...**2012:** Signed on 6/12 and

FRONT OFFICE

COACHES

DUFFY

2019 REVIEW

OPINIONS

RECORDS

DEVELOPMENT

MEDIA

DUFFY CONTINUED

FRONT OFFICE
COACHES
DUFFY
2019 REVIEW
EQUIPMENT
RECORDS
DEVELOPMENT
MEDIA

went on to start 45 games at shortstop for Salem-Keizer (Short Season A) in first pro season.

AMATEUR: Played 3 seasons at Long Beach (CA) State University...did not hit a home run in his college career...was with Orleans in the Cape Cod League in the summer of 2011... was a 2-time all-state baseball selection at Lakewood (CA) High School (graduated 2009)...batted .409 as a junior and .380 in senior season, when Lakewood won the league championship.

PERSONAL: Matthew Michael Duffy...was born in New Hampshire before moving to California at age 2...was a fan of LAA as a youngster...serves on the Advisory Board of the Taylor Hooton Foundation...keeps his copy of The Mental Keys to Hitting by sports psychologist Harvey Dorfman, on his nightstand and has referred to it constantly over the years... despite throwing and hitting right-handed, is a natural lefty... began taking baseball seriously as a 13-year-old, when he would field 200 grounders a day from his father, Tom, a contractor and amateur photographer.

CAREER RECORD

YEAR	CLUB	AVG	G	AB	R	H	TB	2B	3B	HR	RBI	SH	SF	BB-I	SO	SB	CS	HP	GDP	OBP	SLG
2012	Salem-Keizer—1	.247	47	182	31	45	52	4	0	1	16	0	1	26-0	22	10	1	7	7	.361	.286
2013	Augusta	.307	78	287	48	88	120	14	3	4	43	3	1	45-1	41	22	6	3	7	.405	.418
	San Jose	.292	26	106	17	31	54	6	1	5	14	1	0	7-0	16	3	1	1	2	.342	.509
2014	Richmond	*.332	97	367	53	122	163	24	4	3	62	0	6	42-2	66	20	4	2	8	.398	.444
	San Francisco	.267	34	60	5	16	18	2	0	0	8	1	0	1-0	14	0	1	2	1	.302	.300
2015	San Francisco	.295	149	573	77	169	245	28	6	12	77	2	2	30-0	96	12	0	5	22	.334	.428
2016	San Francisco —2.253	70	257	32	65	92	11	2	4	21	2	3	20-0	40	8	4	4	9	.313	.358	
	Sacramento	.333	2	6	2	2	3	1	0	0	1	0	0	1-0	1	0	0	0	0	.429	.500
	Charlotte	.500	2	6	0	3	4	1	0	0	1	0	0	0-0	0	0	0	0	0	.500	.667
	Durham—3	.182	3	11	0	2	2	0	0	0	0	0	0	1-0	2	0	0	0	1	.250	.182
	Tampa Bay —4	.276	21	76	9	21	27	3	0	1	7	0	1	3-0	13	0	1	0	4	.300	.355
2017	Charlotte—5	.250	3	8	0	2	2	0	0	0	0	0	0	0-0	1	0	0	0	0	.250	.250
2018	Tampa Bay —6	.294	132	503	59	148	184	22	1	4	44	1	2	47-1	93	12	6	7	12	.361	.366
	Charlotte	.667	1	3	0	2	2	0	0	0	1	0	0	0-0	0	0	0	0	0	.667	.667
2019	Charlotte	.250	7	16	4	4	9	0	1	1	1	0	0	5-0	1	0	0	2	1	.478	.563
	Durham	.273	9	33	4	9	13	1	0	1	9	0	1	1-0	5	0	0	1	1	.306	.394
	GCL Rays	.250	3	8	1	2	3	1	0	0	1	0	0	0-0	1	0	0	0	0	.250	.375
	Tampa Bay —7.8.252	46	147	12	37	48	8	0	1	12	0	1	19-0	29	0	1	2	4	.343	.327	
MAJOR TOTALS		.282	452	1616	194	456	614	74	9	22	169	6	9	120-1	285	32	13	20	52	.338	.380
MINOR TOTALS		.302	278	1033	160	312	427	52	9	15	149	4	9	128-3	156	55	12	16	27	.384	.413

* Led league # Tied for league lead

- Selected by San Francisco in the 18th round of the 2012 June draft...signed by Brad Cameron.
- On disabled list, June 20–Aug. 10, 2016, with strained left Achilles...included rehab assignments with Sacramento, July 30–31, Charlotte, Aug. 4–6, and Durham, Aug. 7–10.
- Acquired by Tampa Bay from San Francisco, along with INF Lucius Fox and RHP Michael Santos, in exchange for LHP Matt Moore on Aug. 1, 2016.
- On disabled list, Sept. 8–end of season, 2016, with left Achilles injury.
- On disabled list, April 1–end of season, 2017, recovering from Achilles surgery...included rehab assignment with Charlotte, May 9–June 8.
- On disabled list, April 17–April 26, 2018, with right hamstring strain...included rehab assignment with Charlotte, April 26.
- On injured list, March 25–July 22, 2019, with left hamstring tightness...included rehab assignments with Charlotte, May 3–9 and July 8, Durham, May 21–July 3 and July 11–22, and GCL Rays, July 4–7 and July 9–10.
- Released by Tampa Bay on Nov. 22, 2019.
- Signed by Texas as a minor league free agent on Jan. 30, 2020.

POSTSEASON RECORD

SERIES	CLUB	AVG	G	AB	R	H	TB	2B	3B	HR	RBI	SH	SF	BB-I	SO	SB	CS	HP	GDP	OBP	SLG	
2014 NLDS	SF vs. WAS	.000	4	4	0	0	0	0	0	0	0	0	0	0-0	1	0	0	0	0	0	.000	.000
2014 NLCS	SF vs. STL	---	2	0	1	0	0	0	0	0	0	1	0	0-0	0	0	0	0	0	---	---	
2014 WS	SF vs. KC	.500	2	2	1	1	1	0	0	0	0	0	0	0-0	1	0	0	0	0	.500	.500	
2019 ALWC	TB vs. OAK	1.000	1	1	1	1	1	0	0	0	0	0	0	0-0	0	0	0	0	0	1.000	1.000	
2019 ALDS	TB vs. HOU	.500	2	4	1	2	2	0	0	0	0	0	0	0-0	0	0	0	0	0	.500	.500	
POSTSEASON TOTALS		.364	11	11	4	4	4	0	0	0	0	1	0	0-0	2	0	0	0	0	.364	.364	

CAREER FIELDING

3B	PCT	G	PO	A	E	TC	DP
2014	1.000	2	0	2	0	2	0
2015	.965	134	78	250	12	340	20
2016	.974	70	44	142	5	191	5
2018	.963	125	87	253	13	353	24
2019	.933	46	24	73	7	104	11
Totals	.963	377	233	720	37	990	60
SS	PCT	G	PO	A	E	TC	DP
2014	.966	7	15	13	1	29	5
2015	.800	3	0	4	1	5	1
2016	1.000	18	15	40	0	55	8
2018	---	1	0	0	0	0	0
2019	---	1	0	0	0	0	0
Totals	.978	30	30	57	2	89	14
2B	PCT	G	PO	A	E	TC	DP
2014	.962	9	9	16	1	26	3
2015	.968	9	13	17	1	31	5
Totals	.965	18	22	33	2	57	8

CAREER HIGHS

Hits: 4, 4x, last Aug. 12, 2019 at SD
Runs: 3, 3x, last April 27, 2016 vs. SD
Doubles: 2, 4x, last June 9, 2018 vs. SEA
Home Runs: 1, 22x, last Sept. 28, 2019 at TOR
RBI: 5, May 12, 2015 at HOU
Walks: 2, 7x, last Sept. 11, 2019 at TEX
Stolen Bases: 2, 3x, last May 25, 2016 vs. SD
Hitting Streak: 10, June 19–July 1, 2018

LEADOFF HR (1)

June 14, 2018 at NYY (German)



DEMARCUS EVANS

R
BATS

R
THROWS

6'5"
HEIGHT

265^{lbs}
WEIGHT

23
OPENING DAY AGE

BORN • Oct. 22, 1996 in Petal, MS

RESIDES • Petal, MS

ACQUIRED • Selected in the 25th round of the 2015 June draft

CONTRACT STATUS • Signed through 2020

SERVICE TIME • 0.000 **OPTIONS USED** • 0/3

RHP #79

CAREER: A two-time winner of the Texas organization's Minor League Reliever of the Year award (2018-19), Evans is in Major League spring training camp for the first time in 2020...the hard-throwing right-hander topped out at Double-A Frisco last season and was added to the club's 40-man roster on Nov. 20, 2019... is rated as Texas' 16th-best prospect and Best Fastball in the organization entering 2020 according to *Baseball America*...was selected an All-Star each of the last two seasons in the minors – with Low-A Hickory in 2018 and High-A Down East in 2019 – and also garnered BA minor league All-Star honors last season... has averaged 13.7 strikeouts per 9 inn. with a 1.221 WHIP figure over his five minor league seasons, holding opponents to a .173 BA...was rated by Carolina League managers as having the league's Best Breaking Pitch in BA's 2019 Best Tools rankings... the Mississippi native was selected by Texas in the 25th round of the 2015 June draft out of Petal (Miss.) High School.

2019: Selected as organization's Minor League Reliever of the Year for the 2nd straight season...split the season between Frisco (AA) and Down East (A+), combining to go 6-0 with a 0.90 ERA (6 ER/60.0 IP) over 47 relief appearances...held Carolina League batters 9-for-71 (.127) prior to a 5/29 promotion, and was named to the circuit's mid-season All-Star team...allowed runs in just 3 of 30 G with Frisco...overall, opponents slashed .119/.266/.175/.441 (23-194) for the season with 7 XBH (5 2B, 2 HR)...his 15.00 strikeouts per 9 figure led the Texas organization and was the 2nd-highest mark in all of MiLB (min. 60.0 IP)...ranked among Texas League leaders (min. 35.0 IP) in SO/9 (2nd, 14.78), ERA (2nd, 0.96) and opp. BA (2nd, .114)...recorded at least one SO in 41 of 47 G and had multiple SO in 34 of 47 G...reached the 100-strikeout mark by whiffing his final batter faced of the season on 9/2 at Northwest Arkansas...rated as the organization's 16th-best prospect entering the year (BA).

WINTER BALL: Made 9 appearances for Leones del Escogido in the Dominican Winter League following the season, posting no record and a 3.60 ERA (4 ER/10.0 IP) with 7 walks/9 strikeouts.

2018: Named the organization's Minor League Reliever of the Year...posted the highest SO/9 (16.55) of any minor league pitcher in 2018 (min. 50.0 IP), earning a spot on the South

Atlantic League post-season All-Star team...ranked among SAL relief leaders in SO/9 (1st), opponent average (2nd, .149) and fewest baserunners per 9.0 IP (2nd, 9.00)...held opposition to a .147/.257/.215/.471 slash line, 10th-lowest opp. avg in MiLB... whiffed 46.9% (105 of 224) of all batters faced, highest rate of any minor league pitcher (min. 50.0 IP)...allowed runs in just 7 of 35 G...posted a 3.68 ERA (9 ER/22.0 IP) over 1st 14 relief outings through 6/13 and then compiled a 0.53 ERA (2 ER/34.0 IP) with 8 BB/68 SO over final 21 appearances...went 1-1, 6.30 (7 ER/10.0 IP) in 9 G with Surprise in the Arizona Fall League and was honored as a Rising Star in the circuit...**2017:** Combined to go 2-8 with a 4.53 ERA (30 ER/59.2 IP) over 20 G/14 GS with the AZL Rangers, Spokane, and Hickory...opened the season with Hickory and compiled a 7.88 ERA (14 ER/16.0 IP) over 1st 7 G/3 GS with the Crawdads...recorded season-best 9 strikeouts over 5.2 SHO IP on 5/20 at Kannapolis and was placed on the disabled list the following day with a right shoulder strain... completed a rehab assignment with the AZL Rangers from 7/2-18...activated from the disabled list on 7/19 and posted a 2.25 ERA (2 ER/8.0 IP) over 4 G/2 GS with Hickory...transferred to Spokane on 8/3 and posted a 1.33 ERA (3 ER/20.1 IP) in his final 4 starts...held opponents to a .170/.250/.250/.500 slash line in 5 outings with Spokane...**2016:** Averaged 12.3 SO/9 (75 SO/55.0 IP) over 14 games/12 starts with the AZL Rangers and Spokane...promoted to Spokane on 8/3 and held opposition to a .204 average (20-98) in 6 starts...**2015:** Appeared in relief 9 times for the AZL Rangers in first professional season.

PERSONAL/AMATEUR: Demarcus Malik Evans...was a Class 6A Second Team All-State Selection as a senior at Petal (Miss.) High School...named a 2015 Perfect Game Honorable Mention All-American Southeast – All-Region 1st Team... chosen as one of The Clarion-Ledger's 2015 baseball Dandy Dozen...high school program has produced big leaguers Nate Rolison and Evans' cousin, Anthony Alford...mother played basketball at Pearl River CC...had multiple Division I offers to play baseball and had committed to Hinds Community College prior to signing with Texas...also received football offers from Pearl River CC and Jones County CC...participated in local hospital visits this past offseason.


CAREER RECORD

YEAR	CLUB	W-L	ERA	G	GS	CG	SHO	SV	IP	H	R	ER	HR	HB	BB-1	SO	WP	BK	AVG
2015	AZL Rangers—1	0-0	2.31	9	0	0	0	0	11.2	14	3	3	0	0	6-0	10	3	0	.304
2016	AZL Rangers	1-1	3.10	8	6	0	0	0	29.0	19	11	10	2	1	18-0	44	4	0	.183
	Spokane	0-1	2.77	6	6	0	0	0	26.0	20	13	8	1	4	19-0	31	5	0	.204
2017	Hickory	2-5	4.85	12	6	0	0	0	29.2	22	18	16	1	4	25-0	46	2	0	.198
	AZL Rangers	0-1	11.12	3	3	0	0	0	5.2	6	7	7	0	2	6-0	10	2	0	.273
	Spokane	0-2	2.59	5	5	0	0	0	24.1	15	10	7	0	1	9-0	25	1	0	.170
2018	Hickory	4-1	1.77	35	0	0	0	9	56.0	28	11	11	1	1	27-0	103	10	0	.149
2019	Down East	4-0	0.81	17	0	0	0	6	22.1	9	3	2	0	0	17-2	40	3	0	.127
	Frisco	2-0	0.96	30	0	0	0	6	37.2	14	4	4	2	0	22-1	60	1	0	.114
MINOR TOTALS		13-11	2.53	125	26	0	0	21	242.1	147	80	68	7	13	149-3	369	31	0	.173

* Led league # Tied for league lead

1- Selected by Texas in the 25th round of the 2015 June draft...signed by Brian Morrison.

LUKE FARRELL



RHP #60

L BATS
R THROWS

6'6" HEIGHT
200^{lbs} WEIGHT

28 OPENING DAY AGE

BORN • June 7, 1991 in Westlake, OH

RESIDES • Niceville, FL

ACQUIRED • Received on waivers from Los Angeles-AL on Jan. 4, 2019

CONTRACT STATUS • Signed through 2020

SERVICE TIME • 1.095 **OPTIONS USED** • 2/3

FRONT OFFICE

COACHES

FARRELL

2019 REVIEW

OPPONENTS

RECORDS

DEVELOPMENT

MEDIA

CAREER: The 28-year-old right-hander pitched well with the Rangers at the end of 2019 after missing most of the campaign due to a spring training injury in which he was struck in the face by a batted ball...is seeking a return to full health in 2020, his second year in the Texas organization...has seen Major League action in 3 straight seasons, averaging 9.4 strikeouts per 9 innings over 39 games/57.2 innings with the Royals (2017), Reds (2017), Cubs (2018), and Rangers (2019)...established career highs in most categories spanning five stints with Chicago-NL in 2018...has pitched almost exclusively as a starter in the minor leagues, and primarily in relief during his big league stints...has been at the Triple-A level for the bulk of his action over the past 4 seasons, compiling a 4.19 ERA, 1.321 WHIP, and 8.8 strikeouts per 9 across 262.0 innings in the Pacific Coast League and International League in that period...the Cleveland native graduated from Northwestern University in 2013 and was drafted by Kansas City in the 6th round that year...once threw a complete game shutout for the Wildcats at Wrigley Field on 4/20/13.

INJURY: Was on 60-day injured list from Opening Day-8/22 after sustaining a non-displaced fracture of his jaw and a concussion when hit in the face by a line drive in Cactus League game on 3/2 at SF (in Scottsdale - batter was Jalen Miller)...spent the majority of the season recovering and rehabbing at the Rangers' Arizona complex.

2019: Posted a 3.86 ERA (8 R/6 ER/14.0 IP) in 9 appearances on rehab assignment with AZL Rangers and Frisco (AA)...began rehab assignment on 7/23 with AZL Rangers, allowing 8 hits and 6 runs/5 earned runs in 5.1 innings over 4 starts...assigned to Double-A Frisco on 8/6 and posted a 1.04 ERA (2 R/1 ER/8.2 IP/4 BB/12 SO) in 5 G...activated from injured list on 8/23 and went 1-0 with a 2.70 ERA (4 ER/13.1 IP) and 12 SO/3 BB over 9 G/1 GS with the Rangers...opponents slashed .136/.188/.386/.574...lone start came in final app. on 9/28 vs. NYY (2.0 IP, 1 R-ER), 4th career start, 1st since 7/23/18 vs. ARI w/CHC...allowed runs in 2 of 9 appearances...opposition was 4-for-29 with 2 BB/8 SO over last 7 G/1 GS...had 3 GF, no holds, no save chances, and allowed 3 of 9 inherited runners to score.

2018: Went 3-4, 5.17 ERA (18 ER/31.1 IP) over 20 G/2 GS for the Cubs, establishing career highs in most categories...averaged 11.2 SO/9, but posted 1.468 WHIP figure...had 5 ML stints: 4/20-5/6, 5/28-6/23, 6/26-7/11, 7/21, 7/22-23...starts came on 6/23 at CIN and 7/23 vs. ARI...lost both starts, but went 3-2, 3.20 (9 ER/25.1 IP) in his 18 relief outings...last 12 relief app. beg. 5/28: 2-0, 1.83 (4 ER/19.2 IP), 11 BB, 24 SO,

1.169 WHIP...only career save chance was 5/6 at STL, when he entered in 14th inning with a 3-2 lead and permitted a 2-R walk-off HR to Dexter Fowler...went 1-4, 3.64 with a 1.252 WHIP over 12 G/GS with Iowa (AAA) in 2018, including a 3.09 ERA (15 ER/43.2 IP) over his final 10 starts in minors...was designated for assignment by CHC on 9/1 and acquired by LAA in 9/3 waiver claim, but never appeared for any Angels club...was DFA by LAA on 12/21 and acquired by TEX in a 1/4/19 waiver claim...**2017:** Pitched for three organizations in his 5th pro season: KC, LAD, and CIN...combined for 5.54 ERA (8 ER/13.0 IP) in majors with KC and CIN...recalled by Royals as 26th man for doubleheader on 7/1 vs. MIN, taking ND in the opener (2.2 IP, 7 H, 5 R-ER)...was optioned back to Omaha (AAA) after his only career appearance w/ KC...was designated for assignment on 7/24 and traded to LAD for cash considerations on 7/28...made one start with Oklahoma City (AAA) and was acquired by CIN on waiver claim on 8/9...had 2 ML stints w/ Reds: 8/23-26 and 9/5-end of season...pitched scoreless 9th on 9/23 vs. BOS, 1st ML player to appear in a game against his manager father since CHC's Moises Alou faced Felipe's Giants in May and August of 2004...**2016:** Spent a majority of the season with Omaha despite missing a month of action (6/1-7/3) due to injury...his 3.76 ERA (38 ER/91.0 IP) ranked 11th in the Pacific Coast League among pitchers that worked at least 90.0 innings...went 1-0, 3.16 (9 ER/25.2 IP) over 5 G/4 GS in May...**2015:** Split the campaign between Wilmington (High-A) and Northwest Arkansas (AA), going 7-3, 3.07 (42 ER/123.0 IP) in 26 G/19 GS...his ERA ranked 5th among Royals farmhands...promoted to NW Arkansas on 5/19...ranked 7th among Texas League pitchers (90.0+ IP) in WHIP (1.26)...**2014:** Combined to go 2-13, 5.34 (71 ER/119.2 IP) in 25 G/21 GS, predominantly with Lexington (A)...promoted to NW Arkansas for 2 starts at the end of the season...**2013:** Made 10 starts for Rookie League Idaho Falls, going 1-3 with a 6.65 ERA (32 ER/43.1 IP)...averaged 9.3 strikeouts per 9.0 innings (45 SO/15 BB).

PERSONAL/AMATEUR: Luke Thomas Farrell...graduated from St. Ignatius High School in Cleveland in 2009, finishing with an 8-2 record his second year...earned a communications studies degree from Northwestern University in 2013...named Academic All-Big Ten three times (2011-13)...finished second in the conference in ERA (2.13) and strikeouts (80) in 2013...threw a complete game shutout at Wrigley Field vs. Michigan, April 20, 2013...is the son of former Red Sox manager, John Farrell...older brothers both work for MLB clubs: Jeremy (minors field coordinator for Cubs) and Shane (amateur scouting director for Blue Jays).

FARRELL CONTINUED

CAREER RECORD

YEAR	CLUB	W-L	ERA	G	GS	CG	SHO	SV	IP	H	R	ER	HR	HB	BB-I	SO	WP	BK	AVG
2013	Idaho Falls—1	1-3	6.65	10	10	0	0	0	43.1	52	32	32	5	5	15-0	45	5	0	.311
2014	Lexington	2-12	5.25	23	19	0	0	1	108.0	117	76	63	13	2	47-0	102	14	0	.273
	Northwest Arkansas	0-1	6.17	2	2	0	0	0	11.2	11	8	8	2	0	2-0	11	0	0	.250
2015	Wilmington	2-0	3.03	7	3	0	0	2	29.2	27	12	10	0	3	6-0	41	5	2	.250
	Northwest Arkansas	5-3	3.09	19	16	0	0	0	93.1	89	38	32	7	4	29-0	65	4	1	.251
2016	Omaha	6-3	3.76	19	14	0	0	0	91.0	85	44	38	12	2	40-0	78	5	0	.249
	AZL Royals	1-0	1.35	2	0	0	0	0	6.2	4	1	1	0	0	3-0	12	1	0	.167
2017	Omaha	7-4	4.07	17	16	0	0	0	97.1	89	48	44	13	2	33-0	94	1	0	.245
	Kansas City	0-0	16.88	1	1	0	0	0	2.2	7	5	5	1	0	3-0	2	0	0	.467
	Oklahoma City—2	0-0	3.86	1	1	0	0	0	4.2	4	3	2	0	0	2-0	5	1	0	.211
	Louisville—3	1-2	9.82	4	3	0	0	0	14.2	14	16	16	2	1	11-0	18	3	0	.241
	Cincinnati	0-0	2.61	9	0	0	0	0	10.1	5	3	3	1	0	7-0	7	0	0	.139
2018	Iowa—4	1-4	3.64	12	12	0	0	0	54.1	40	22	22	4	3	28-0	61	0	0	.206
	Chicago-NL—5, 6	3-4	5.17	20	2	0	0	0	31.1	30	22	18	7	1	16-2	39	1	0	.244
2019	AZL Rangers	0-0	8.44	4	4	0	0	0	5.1	8	6	5	0	0	1-0	10	3	0	.296
	Frisco	0-0	1.04	5	0	0	0	0	8.2	2	2	1	0	1	4-0	12	1	0	.077
	Texas—7	1-0	2.70	9	1	0	0	0	13.1	6	4	4	3	0	3-0	12	0	0	.136
MAJOR TOTALS		4-4	4.68	39	4	0	0	0	57.2	48	34	30	12	1	29-2	60	1	0	.220
MINOR TOTALS		26-32	4.34	125	100	0	0	3	568.2	542	308	274	58	23	221-0	554	43	3	.189

* Led league # Tied for league lead

- 1- Selected by Kansas City in the 6th round of the 2013 June draft...signed by Scott Melvin.
- 2- Acquired by Los Angeles-NL from Kansas City in exchange for cash considerations on July 28, 2017.
- 3- Acquired by Cincinnati off waivers from Los Angeles-NL on Aug. 9, 2017.
- 4- Acquired by Chicago-NL off waivers from Cincinnati on Oct. 4, 2017.
- 5- Acquired by Los Angeles-AL off waivers from Chicago-NL on Sept. 3, 2018.
- 6- Acquired by Texas off waivers from Los Angeles-AL on Jan. 4, 2019.
- 7- On injured list, March 28-Aug. 22, 2019, with non-displaced jaw fracture and concussion...included rehab assignments with AZL Rangers, July 23-Aug. 5, and Frisco, Aug. 6-22.

CAREER FIELDING

P	PCT	G	PO	A	E	TC	DP
Totals	1.000	39	1	2	0	3	0

CAREER HIGHS

Innings: 5.0, June 2, 2018 at NYM
Relief Innings: 5.0, June 2, 2018 at NYM
Strikeouts: 7, June 2, 2018 at NYM
Walks: 3, 2x, last July 11, 2018 at SF
Losing Streak: 2, May 5-6, 2018


ALL-TIME RAINOUTS IN TEXAS (68)

1972	0		1996	1	(April 5)
1973	4	(April 6, 8, 14, 15)	1997	1	(April 3)
1974	5	(May 14; Sept. 17, 20, 24, 25)	1998	0	
1975	3	(April 13; May 28; Sept. 15)	1999	1	(Sept. 5)
1976	3	(April 17, 28; May 25)	2000	1	(May 19)
1977	3	(April 14, 15, 16)	2001	1	(May 4)
1978	1	(May 28)	2002	2	(April 7; June 30)
1979	2	(May 3, 29)	2003	0	
1980	3	(April 12; Sept. 30, Oct. 1)	2004	3	(April 30; June 8, 9)
1981	2	(May 8; Aug. 17)	2005	1	(May 28)
1982	3	(May 11, 12; June 11)	2006	0	
1983	1	(May 30)	2007	2	(April 24; May 2)
1984	1	(Sept. 2)	2008	1	(April 9)
1985	1	(June 5)	2009	3	(April 29; June 10; Sept. 11)
1986	1	(May 9)	2010	0	
1987	0		2011	1	(May 11)
1988	1	(May 20)	2012	1	(Sept. 29)
1989	3	(May 16; June 13; July 2)	2013	1	(May 29)
1990	0		2014	0	
1991	2	(June 2; Sept. 18)	2015	0	
1992	2	(June 23; Sept. 10)	2016	1	(April 17)
1993	2	(June 9, 25)	2017	0	
1994	2	(April 6, 25)	2018	0	
1995	0		2019	2	(April 13, July 1*)

*note the July 1, 2019 postponement was non-weather related

TOTAL RAINOUTS BY MONTH IN ARLINGTON

April	22
May	19
June	11
July	2
August	1
September	12
October	1
Total	68



C #50

TIM

FEDEROWICZ

R BATS R THROWS

5'10" HEIGHT 215^{lbs} WEIGHT

32 OPENING DAY AGE

BORN • Aug. 5, 1987 in Erie, PA

RESIDES • Chapel Hill, NC

ACQUIRED • In a trade with Cleveland on June 7, 2019

CONTRACT STATUS • Signed through 2020

SERVICE TIME • 3.158 OPTIONS USED • 3/3

NON-ROSTER INVITEE

CAREER: The veteran Federowicz (pronounced feh-d-er-oh-ovich) was signed by Texas to a minor league contract with an invitation to Major League spring training on 12/19/19, marking a return to the organization where he spent the majority of last season...had been outrighted to the minor leagues and elected to become a free agent on 11/4/19...acquired by the Rangers in a 6/7/19 trade with Cleveland, the catcher was immediately promoted to the Majors and appeared in 29 games for Texas, the second-highest total of his career (56 games w/ LAD in 2013)...the North Carolina native and UNC product has seen Major League action in eight of the last nine seasons...owns a career .192 batting average with 12 home runs and 39 RBI in 163 games with Los Angeles-NL (2011-14), Chicago-NL (2016), San Francisco (2017), Houston (2018), Cincinnati (2018), and Texas (2019)...over 853 career games in the minor leagues, has posted a .288/.354/.456/.810 slash line...was originally selected by Boston in the seventh round of the 2008 June draft.

TEXAS: Acquired from CLE in exchange for a player to be named later or cash considerations on 6/7...his minor league contract was assigned from Columbus (Indians AAA) to Nashville (AAA), then immediately selected by Texas due to an injury to Isaiah Kiner-Falefa...appeared in 29 G across 2 stints: 6/7-8/1 and 9/20-end of season...hit a 3-R HR in TEX debut on 6/8 vs. OAK-D, matching career high with 3 RBI...was the 1st Ranger to HR in Texas debut since Carlos Gomez on 8/25/16 vs. CLE...matched career high with 4 HR (also 2013 w/ LAD)...made 1st ML mound app. on 7/17 vs. ARI (1.0 IP; 3 H, 1 R-ER), becoming the 2nd Ranger to catch and pitch in the same game (also Scott Sheldon on 9/6/00 at CWS - played all 9 positions).

SUMMARY: Slashed .237/.293/.526/.819 (9-38) over 1st 15 G, but went 3-for-37 (.081) in final 14 G to drop season BA from .237 to .160...batted .200 (7-35) with 4 HR and 6 RBI over 13 G in Arlington and .125 (5-40) with no HR and 1 RBI in 16 G on the road...had 29 games/23 starts at catcher for Texas and threw out 3 of 13 (23.1%) attempted base stealers...Texas hurlers pitched to a 6.65 ERA when he caught...was assigned outright to Nashville on 11/4/19 and elected to become a free agent.

MINORS IN 2019: Combined to hit .224 (33-147) with 3 HR and 21 RBI in 42 G with Columbus and Nashville...made NAS debut on 8/8 following 1st stint in the Majors and went 8-for-57 (.140) over 16 G thru the end of the season before re-joining the Rangers as a September call-up...threw out 14 of 25 (56%) attempted base stealers...compiled a .997 fielding pct. (1 E/331 TC)...signed a minors contract with CLE on 2/14 and batted .313 (5-16) with a HR and 2 RBI in 11 G in Spring Training.

2018: Appeared in 15 Major League games with the Astros and Reds, but spent the majority of the season at Triple-A in both organizations...combined to bat .297 (63-212) with 7 HR and 31 RBI in 62 G in the minors for Fresno and Louisville...has 2

stints with Houston (5/29-6/7; 7/3-25) and elected free agency on 7/30 upon being designated by the Astros for the 2nd time...signed with CIN on 8/2 and appeared in 5 G as a September call-up for the Reds...overall in MLB, was 0-for-7 on SB attempts...**2017:** Hit .231 with 2 HR over 2 stints with SF...had 6 G/1 GS at catcher, 0-for-1 in throwing out on SBA...**2016:** Played 17 G over 2 stints with Cubs (4/28-6/17, 9/6-end of season)...was 0-for-3 in throwing out on SB attempts...**2015:** Underwent surgery to repair a complete tear of the lateral meniscus in his right knee on 3/13 at Scripps Clinic in La Jolla, Calif...played in a combined 27 rehab games with Class A Fort Wayne and Triple-A El Paso, batting .202 (19-94) with 4 HR and 9 RBI...**2014:** Spent the majority of season with Albuquerque (AAA), hitting .328 with 26 2B, 14 HR and 48 RBI in 78 G for the Isotopes...also played 23 games for LAD...**2013:** Spent the majority of the season with the Dodgers after making his 1st career Opening Day roster...hit his first career MLB homer on 6/1 at COL off Jhoulys Chacin in the 3rd inning...was a member of the Dodgers' NLDS and NLCS rosters, but did not play in any games...threw out 9 of 33 (27.3%) on SB attempts...**2012:** Tapped a mid-season and postseason PCL All-Star with Albuquerque...hit .294 with a team-high 34 2B, 11 HR and a career-high 76 RBI in 115 games...appeared in 3 big league games with the Dodgers, going 1-for-3...led the PCL with a 39% caught-stealing pct...**2011:** Acquired by the Dodgers from Boston on 7/31 with pitchers Stephen Fife and Juan Rodriguez for pitchers Erik Bedard and Josh Fields, and outfielder Trayvon Robinson...recalled by the Dodgers on 9/6 and made his debut as a pinch-hitter on 9/11 at SF...made his first Major League start 9/15 vs. PIT, going 1-for-2 with a single off of Ross Ohlendorf for his first hit...named by *Baseball America* as the Dodgers' best defensive catcher...**2010:** Finished 3rd in the Carolina League with 34 doubles...named the best defensive catcher in the Red Sox system by *Baseball America* following the season...**2009:** Split season between Low-A Greenville and High-A Salem, leading all Red Sox farmhands with a combined .305 average...selected a South Atlantic League All-Star.

PERSONAL/AMATEUR: Timothy Joseph Federowicz...he and wife Megan have a daughter, Emma...hit .319 with 21 home runs and 125 RBI over his three-year career (2006-08) at the University of North Carolina at Chapel Hill...ranks 6th all-time at UNC in doubles (57) and 9th in RBI...reached the College Baseball World Series finals twice in his collegiate career (2006 and 2007), but fell both times to Oregon State...was a 2006 Freshman All-America selection and was named to the 2006 All-College World Series team...was a member of the U.S. National team that won the 2006 FISU World Championship in Havana, Cuba...graduated from Apex (N.C.) High School in 2005...favorite team growing up was the Atlanta Braves and his favorite players were Derek Jeter and Chipper Jones.

FEDEROWICZ CONTINUED

CAREER RECORD

YEAR	CLUB	AVG	G	AB	R	H	TB	2B	3B	HR	RBI	SH	SF	BB-I	SO	SB	CS	HP	GDP	OBP	SLG
2008	Lowell—1	.244	36	127	14	31	40	6	0	1	15	0	2	19-0	24	10	3	0	2	.338	.315
2009	Greenville	.345	55	226	34	78	127	19	0	10	34	0	2	15-1	42	1	0	4	2	.393	.562
	Salem	.257	51	187	18	48	73	13	0	4	24	1	3	5-0	22	1	0	1	8	.276	.390
2010	Salem	.253	109	407	47	103	151	34	1	4	61	0	5	43-1	86	1	1	2	17	.324	.371
2011	Portland	.277	90	339	46	94	138	20	0	8	52	0	8	32-1	63	1	0	3	14	.338	.407
	Albuquerque	.325	25	83	17	27	52	7	0	6	17	0	2	15-0	20	0	0	2	4	.431	.627
2012	Albuquerque	.294	115	412	71	121	190	34	1	11	76	1	7	52-1	91	0	1	3	15	.371	.461
	Los Angeles-NL—2.154	7	13	0	2	2	0	0	0	1	0	0	0	36557	4	0	0	1	0	313	.154
	Los Angeles-NL	.333	3	3	0	1	1	0	0	0	0	0	0	1-0	2	0	0	0	0	5.000	.333
2013	Los Angeles-NL	.231	56	160	12	37	57	8	0	4	16	2	1	10-5	56	0	0	0	5	.275	.356
	Albuquerque	.418	21	79	20	33	67	8	1	8	25	2	2	14-1	26	0	0	1	1	5.000	.848
2014	Albuquerque	.328	78	299	51	98	166	26	0	14	48	0	2	26-0	66	1	0	2	5	.383	.555
	Los Angeles-NL—3.11323	71	2	8	14	3	0	1	5	2	1	3	1	3-0	18	0	0	1	3	1.58	.197
2015	Fort Wayne—4	.313	5	16	3	5	9	1	0	1	3	0	0	2-0	7	0	0	0	0	.389	.563
	El Paso	.179	22	78	11	14	27	4	0	3	6	0	0	5-0	19	0	0	0	4	.229	.346
2016	Iowa—5, 6	.293	65	229	25	67	103	12	0	8	39	0	2	18-1	51	3	0	4	9	.352	.450
	Chicago-NL	.194	17	31	3	6	8	2	0	0	3	0	1	1-0	12	0	0	0	1	.212	.258
2017	Sacramento	.300	77	283	34	85	131	19	0	9	43	0	1	30-1	65	3	0	0	6	.366	.463
	San Francisco—7.231	13	13	3	3	8	3	9	0	2	3	0	0	1-0	4	0	0	0	1	2.86	.692
2018	Fresno	.328	39	134	24	44	75	13	0	6	22	0	0	16-0	27	0	0	1	3	.404	.560
	Houston—8	.206	10	34	4	7	10	3	0	0	2	0	0	1-0	13	0	0	0	1	.229	.294
	Louisville—9, 10	.244	23	78	10	19	28	6	0	1	9	0	1	9-2	20	0	0	0	2	.318	.359
	Cincinnati	.333	5	6	1	2	6	1	0	1	2	0	0	1-0	3	0	0	0	0	4.29	1.000
2019	Columbus—11	.278	26	90	7	25	37	6	0	2	13	1	1	11-0	23	0	0	0	3	.353	.411
	Texas—12, 13	.160	29	75	6	12	26	2	0	4	7	3	0	5-0	31	1	0	0	1	2.13	.347
	Nashville	.140	16	57	5	8	11	0	0	1	8	0	2	4-0	16	0	0	0	4	.190	.193
MAJOR TOTALS		.192	163	406	31	78	133	19	0	12	39	7	3	25-5	143	1	0	2	12	.241	.328
MINOR TOTALS		.288	853	3124	437	900	1425	228	3	97	495	5	40	316-8	668	21	5	23	99	.354	.456

* Led league # Tied for league lead

- 1- Selected by Boston in the 7th round of the 2008 June draft...signed by Quincy Boyd.
- 2- Acquired by Los Angeles-NL from Boston as part of 3-team trade with Seattle that sent RHP Juan Rodriguez and RHP Stephen Fife to Los Angeles-NL, LHP Erik Bedard and RHP Josh Fields to Boston, and OF Trayvon Robinson and OF Chih-Hsien Chiang to Seattle on July 31, 2011.
- 3- Acquired by San Diego from Los Angeles-NL, along with OF Matt Kemp and cash considerations, in exchange for C Yasmani Grandal, RHP Joe Wieland, and RHP Zach Eflin on Dec. 18, 2014.
- 4- On disabled list, March 26-July 31, 2015, while recovering from right knee surgery...included rehab assignments with Fort Wayne, July 12-18, and El Paso, July 19-31.
- 5- Signed by Chicago-NL as a minor league free agent on Jan. 14, 2016.
- 6- Signed by San Francisco as a minor league free agent on Dec. 12, 2016.
- 7- Signed by Houston as a minor league free agent on Dec. 11, 2017.
- 8- Granted free agency by Houston on July 30, 2018.
- 9- Signed by Cincinnati as a minor league free agent on Aug. 2, 2018.
- 10- Granted free agency by Cincinnati on Oct. 3, 2018.
- 11- Signed by Cleveland as a minor league free agent on Feb. 14, 2019.
- 12- Acquired by Texas from Cleveland in exchange for a player to be named later or cash considerations on June 7, 2019.
- 13- Granted free agency by Texas on Nov. 4, 2019...re-signed by Texas as a minor league free agent on Dec. 17, 2019.

CAREER FIELDING

C	PCT	G	PO	A	E	TC	DP
2011	.977	7	37	6	1	44	0
2012	1.000	2	13	0	0	13	0
2013	.986	45	323	40	5	368	0
2014	.983	22	150	19	3	172	1
2016	.980	12	42	7	1	50	1
2017	1.000	6	17	2	0	19	0
2018	.990	14	96	8	1	105	0
2019	.981	29	203	4	4	211	0
Totals	.985	137	881	86	15	982	2

C (ADV.)	CS	SB	ATT	CS%	CERA	PB
2011	2	3	5	40.0	3.15	1
2012	0	0	0	---	0.90	0
2013	9	24	33	27.3	3.59	2
2014	9	13	22	40.9	3.74	1
2016	0	3	3	0.0	2.86	0
2017	0	1	1	0.0	4.15	0
2018	0	6	6	0.0	4.61	1
2018	0	1	1	0.0	2.65	0
2019	3	10	13	23.1	6.65	1
Totals	23	61	84	27.4	4.24	6

1B	PCT	G	PO	A	E	TC	DP
2013	---	2	0	0	0	0	0
2017	---	1	0	0	0	0	0
Totals	---	3	0	0	0	0	0

CAREER HIGHS

Hits: 3, Aug. 7, 2013 at STL
Runs: 2, 4x, last July 3, 2019 vs. LAA
Doubles: 1, 19x, last July 3, 2019 vs. LAA
Home Runs: 1, 12x, last July 12, 2019 vs. HOU
RBI: 3, 4x, last June 8, 2019 vs. OAK
Walks: 2, Aug. 20, 2013 at MIA
Stolen Bases: 1, July 28, 2019 at OAK
Hitting Streak: 4, Aug. 1-9, 2013

BRIAN FLYNN



L BATS **L** THROWS
6'8" **245**^{lbs}
 HEIGHT WEIGHT
29
 OPENING DAY AGE

BORN • April 19, 1990 in Tulsa, OK
RESIDES • McAlester, OK
ACQUIRED • Signed as a minor league free agent on Dec. 16, 2019
CONTRACT STATUS • Signed through 2020
SERVICE TIME • 4.042 **OPTIONS USED** • 4/4

NON-ROSTER INVITEE

FRONT OFFICE

COACHES

FLYNN

2019 REVIEW

OPPONENTS

RECORDS

DEVELOPMENT

MEDIA

CAREER: Flynn joined the TEX organization as a minor league free agent with a Major League spring training invitation on 12/16/19...spent the previous 5 years in the KC system, seeing at least some time with the Royals in each of the last 4 seasons after missing most of 2015 with injuries...was on the IL for nearly 2 months to open 2019 and went on to split the year between Omaha (AAA) and the Royals...has a career record of 6-12 with 1 save, a 4.41 ERA, and 1.577 WHIP figure over 102 games/7 starts in MLB with MIA (2013-14) and KC (2016-19)...was a 7th round pick by DET in the 2011 MLB Draft and was traded to MIA the following July...was primarily a starter in the Tigers and Marlins organizations before moving to the bullpen with the Royals...the Tulsa, OK native played collegiately at Wichita State University.

2019: Opened the year on the 10-day IL with a strained UCL in his left elbow...went 2-2, 3.57 in 6 games/2 starts on rehab assignment at Omaha before being activated on 5/25...earned a win with 5.2 relief IP on 5/19 at Oklahoma City...allowed runs in 7 of 10 relief outings with the Royals and permitted 2 of 4 IR to score...posted a 1.32 ERA (2 ER/13.2 IP) in his first 5 bullpen appearances but issued 8 ER in 13.2 IP in his final 5 games in relief...worked 3.0+ IP 6 times in relief with 3 outings of 4.0 IP...earned wins on 6/17 at SEA and 7/5 at WAS...made his 7th career MLB start in a loss on 7/14 vs. DET (7 ER/2.0 IP)...opponents batted .333, .298 vs. LHB and .358 vs. RHB...held opposition to 2-for-15 with RISP and 2 out...was designated for assignment on 7/26 and assigned outright to Omaha on 8.2...was 2-2, 6.10 in 5 games/3 starts with the Storm Chasers the rest of the season...pitched for Team USA in 2019 WBSC Premier 12 Tournament in November.

2018: Led the KC staff in relief innings (75.2 IP) and ranked 3rd in appearances (48)...also set MLB highs for wins (3) and strikeouts (47)...induced 16 GDPs, most among MLB relievers and 4th in Royals history (Dan Quisenberry, 18 in 1980, 17 in 1982 and 19 in 1983)...pitched more than 1.0 inning in 25 of his 48 outings (52.1%), 3rd most among left-handed relievers, to MIL's Josh Hader (33) and TB's Ryan Yarbrough (29)...earned first MLB save on 5/1 at BOS...recorded pair of wins vs. the Twins in an 11-day span around the All-Star break, 7/10 at MIN and 7/21 at KC...7/10 win was first in MLB since 5/18/16 vs. BOS...**2017:** Opened the year on 50-day DL with stable lumbar vertebral fracture...started rehab assignment at Omaha on 5/27, then was activated and optioned on 6/26...had a 2.75 ERA in 12 games/4 starts with the Storm Chasers and was recalled on 8/28...sustained strained left groin in appearance that night

vs. TB and missed the rest of the year...**2016:** Pitched in 36 games/1 start over 2 stints with the Royals (5/6-28; 6/15-rest of season)...opponent batting average of .186 with 6th lowest among A.L. relievers (min. 50.0 IP)...earned first MLB win, 5/18-1 vs. BOS... had a 2.25 ERA in 31 games/1 start over rest of season after 2nd recall on 6/15...worked career-high 5.0 innings of relief on 6/24 vs. HOU...**2015:** Sustained a torn left latissimus dorsi muscle in season's first outing on 4/9 at New Orleans and missed the rest of the year...was placed on KC's 60-day DL on 5/16.

2014: Tied for 11th in the Pacific Coast League in starts (25) and was 13th in innings (139.2) at New Orleans (AAA) in final season in MIA organization...made 2 appearances/1 start in 2 brief stints with the Marlins (6/27; 8/5-8)...lost lone start on 8/7 at PIT...**2013:** Combined to go 7-12, 2.63 in 27 starts with Jacksonville (AA) and New Orleans...was promoted to New Orleans on 4/26 and went on to post PCL's lowest ERA (2.80)...also ranked among the league leaders in WHIP (1.21), strikeouts (6th, 122), and innings (9th, 138.0)...named to PCL postseason All-Star Team...tossed 21.2 consecutive scoreless innings (7/23-8/2), earning PCL Pitcher of the Week honors on 7/28...contract was selected by the Marlins on 9/3 and had ND in start the following day at CHC (3 ER/4.0 IP)...was 0-2 in 4 overall starts with MIA...**2012:** Posted a pro career high for wins (11-5) with a 3.91 ERA in 27 starts between the DET and MIA organizations...was 8-4, 3.71 in 18 starts at Lakeland (High-A) and 0-1, 9.00 in lone start at Erie (AA) before trade to Marlins on 7/23...won all 3 decisions with 3.80 ERA in 8 starts at Jacksonville to end season...**2011:** After signing with DET on 6/16, was sent to West Michigan (Low-A) and went 7-2, 3.46 in 13 starts over remainder of season.

AMATEUR BACKGROUND: Pitched the 2009 and 2011 seasons at Wichita (KS) State University with a redshirt year in 2010...was 6-4, 4.28 in 20 appearances/11 starts with 3 complete games in 2011...was a 2008 all-state pitcher at Owasso (OK) High School (graduated 2008) with a 9-1 record and 0.79 ERA...was also a Louisville Slugger All-America and the Daily Oklahoman's Oklahoma Player of the Year... was selected by BOS in the 18th round of the 2008 June draft but did not sign.

PERSONAL: Brian Anthony Flynn...resides in McAlester, OK with wife Kelsey.

FLYNN CONTINUED

CAREER RECORD

YEAR	CLUB	W-L	ERA	G	GS	CG	SHO	SV	IP	H	R	ER	HR	HB	BB-I	SO	WP	BK	AVG
2011	West Michigan—1, 2	7-2	3.46	13	13	0	0	0	67.2	58	28	26	3	4	23-0	57	2	0	.235
2012	Lakeland—3	8-4	3.71	18	18	0	0	0	102.0	113	47	42	5	3	32-0	84	4	0	.280
	Erie	0-1	9.00	1	1	0	0	0	5.0	8	5	5	1	0	2-0	3	0	0	.381
	Jacksonville	3-0	3.80	8	8	0	0	0	45.0	48	22	19	3	4	13-0	32	1	0	.273
2013	Jacksonville	1-1	1.57	4	4	0	0	0	23.0	18	4	4	2	1	3-0	25	0	0	.222
	New Orleans	6-11	*2.80	23	23	0	0	0	138.0	127	52	43	7	4	40-0	122	7	2	.246
	Miami	0-2	8.50	4	4	0	0	0	18.0	27	17	17	4	0	13-0	15	3	0	.370
2014	New Orleans	8-10	4.06	25	25	1	0	0	139.2	169	83	63	13	6	50-2	104	10	1	.302
	Miami	0-1	9.00	2	1	0	0	0	7.0	12	7	7	0	0	3-0	6	1	0	.375
2015	Omaha—4, 5	0-0	0.00	1	0	0	0	0	0.2	1	0	0	0	0	0-0	1	0	0	.333
2016	Omaha	2-1	3.04	9	4	0	0	0	23.2	22	8	8	1	0	12-0	28	2	0	.247
	Kansas City	1-2	2.60	36	1	0	0	0	55.1	38	19	16	5	1	23-0	44	8	0	.198
2017	Omaha—6	5-3	5.40	22	4	0	0	0	50.0	68	36	30	10	1	12-2	50	6	0	.316
	Kansas City—7	0-0	3.86	1	0	0	0	0	2.1	3	1	1	0	0	0-0	0	0	0	.375
2018	Kansas City	3-5	4.04	48	0	0	0	1	75.2	87	37	34	5	3	35-3	47	5	0	.295
2019	Omaha	4-4	4.78	11	5	0	0	0	43.1	47	25	23	7	0	18-0	42	3	0	.269
	Kansas City—8, 9	2-2	5.22	11	1	0	0	0	29.1	38	18	17	2	3	17-2	22	2	1	.333
MAJOR TOTALS		6-12	4.41	102	7	0	0	1	187.2	205	99	92	16	7	91-5	134	19	1	.287
MINOR TOTALS		44-37	3.71	135	105	1	0	0	638.0	679	310	263	52	23	205-4	548	35	3	.273

* Led league # Tied for league lead


- 1- Selected by Boston in the 18th round of the 2008 June draft...did not sign.
- 2- Selected by Detroit in the 7th round of the 2011 June draft...signed by Chris Wimmer.
- 3- Acquired by Miami from Detroit, along with C Rob Brantley and RHP Jacob Turner, in exchange for INF Omar Infante and RHP Anibal Sanchez on July 23, 2012.
- 4- Acquired by Kansas City from Miami, along with RHP Reid Redman, in exchange for RHP Aaron Crow on Nov. 28, 2014.
- 5- On disabled list, May 16, 2015-end of season, with left latissimus dorsi tear.
- 6- On disabled list, Feb. 15-June 26, 2017, with stable lumbar vertebral fracture.
- 7- On disabled list, Aug. 29, 2017-end of season, with left groin strain.
- 8- On injured list, March 28-May 24, 2019, with left UCL sprain...included rehab assignment with Omaha, April 24-May 24.
- 9- Signed by Texas as a minor league free agent on Dec. 16, 2019.

CAREER FIELDING

P	PCT	G	PO	A	E	TC	DP
Totals	.923	102	3	21	2	26	4

CAREER HIGHS

Innings: 6.0, Sept. 17, 2013 at PHI
Relief Innings: 5.0, June 24, 2016 vs. HOU
Strikeouts: 5, 2x, last June 24, 2016 vs. HOU
Walks: 6, Sept. 12, 2013 vs. ATL
Winning Streak: 2, 2x, last June 17-July 5, 2019
Losing Streak: 3, 2x, last July 19, 2016-April 17, 2018



3B #21

TODD FRAZIER

R
BATS

6'3"
HEIGHT

220
lb.
WEIGHT

34
OPENING DAY AGE

BORN • Feb. 12, 1986 in Point Pleasant, NJ

RESIDES • Toms River, NJ

ACQUIRED • Signed as a free agent on Jan. 15, 2020

CONTRACT STATUS • Signed through 2020 (2021 club option)

SERVICE TIME • 8.071 **OPTIONS USED** • 1/3

CAREER: The 34-year-old Frazier was signed to a one-year contract with a 2021 club option on 1/15/20...spent the last 2 seasons with NYM, starting 112 games at 3B in 2019...the 2-time All-Star owns a career .243 batting average with 214 home runs and 624 RBI over 1186 Major League games with CIN (2011-15), CWS (2016-17), NYY (2017), and NYM (2018-19)...has seen most of his action at 3B (1037 G) but has also played 97 G at 1B, mostly with CIN in 2012 and 214...won the 2015 All-Star Home Run Derby in his home Great American Ball Park as a member of the Reds...posted career highs with 40 HR and 98 RBI in his only full season with the White Sox in 2016...was the 34th overall selection by CIN in the 2007 MLB Draft after playing at Rutgers University in his home state of New Jersey.

LEADERBOARD: Has hit at least 18 home runs in each of the last 8 years (2012-19), one of only 8 MLB players to accomplish that feat: Nelson Cruz, Edwin Encarnacion, Freddie Freeman, Paul Goldschmidt, Carlos Santana, Kyle Seager, and Mike Trout...since 2012 is 15th overall in MLB in homers (208) and 25th in RBI (609)...ranks among MLB 3B leaders in that 8-year span in games (4th, 1010), home runs (4th, 192), and RBI (5th, 537).

MAJOR LEAGUE LEADERS AT THIRD BASE, 2012-19 (TOTALS WHILE PLAYING 3B ONLY)

GAMES		HOME RUNS	
NO.	PLAYER	NO.	PLAYER
1183	Kyle Seager	226	Nolan Arenado
1036	Evan Longoria	205	Josh Donaldson
1021	Nolan Arenado	193	Kyle Seager
1010	Todd Frazier	192	Todd Frazier
955	Josh Donaldson	169	Evan Longoria
RBI			
NO.	PLAYER	NO.	PLAYER
730	Nolan Arenado	564	Evan Longoria
643	Kyle Seager	537	Todd Frazier
604	Josh Donaldson		

2019: Started 112 games at 3B, 3 at DH, and 2 at 1B in final season with NYM...ranked 5th on the club in homers (21) and walks (40)...his .251 batting average was 38 points higher than in 2018, his best mark since 2015 with CIN (.255)...also posted his best SLG (.443) since 2015 (.464)...had a .294 AVG (37-126) and .913 OPS figure against LHP in 2019, ranking 23rd in N.L. in OPS vs. lefties...opened the season on the 10-day IL on 3/28 with a left oblique strain...played in 13 games on rehab assignment at St. Lucie (High-A) and Syracuse (AAA) before being activated on 4/22.

BATTING: Hit just .148 (8-54) in his first 18 games upon being activated from the IL...posted a .325 (40-123) average over his next 37 games, improving to a season best .271 through 6/24...batted .188 (38-202) in the next 54 games and was at .227 through 8/29...hit .382 (26-68) in his last 24 games beginning 8/30, the 3rd highest average in MLB in that period (min. 75 PA) behind CWS' Yoan Moncada at .3874 (43-111) and BOS' Mookie Betts at .3867 (29-75)...also had the 2nd best on-base percentage in that span at .481 (HOU's Alex Bregman-.487) and 5th-highest OPS at 1.158...ranked among the N.L. leaders for September in on-base percentage (3rd, 4.51), batting (4th, .350), and OPS (10th, 1.017)...season splits were .294/.373/.540/.913 vs. LHP and .234/.311/.405/.716 vs. RHP...batted .301 (34-113) with RISP and was 3-for-11 as a pinch-hitter...had a pair of season-high 5-game hitting streaks, 5/25-29 and 9/25-29 (last 5 games of season).

HIGHEST BATTING AVERAGES IN THE MAJORS, AUG. 30, 2019-END OF SEASON (MIN. 75 PA)

AVG	H-AB	PLAYER	TEAM
.3874	43-111	Yoan Moncada	CWS
.3867	29-75	Mookie Betts	BOS
.382	26-68	Todd Frazier	NYM
.366	41-112	Trey Mancini	BAL
.363	37-102	Ozzie Albies	ATL

HOMERS/RBI: Had his 5th season with 20+ HR in the last 6 years...had a pair of 2-HR games, 8/30 at PHI and 9/11 vs. ARI...has 11-career 2-HR contests, 2 vs. TEX, 5/9/16 and 6/30/17...connected for 5th career grand slam, 4/23 vs. PHI...tied career high with 6 RBI, 8/30 at PHI, the 2nd time (5/9/16 at TEX)...had 5 HR and 16 RBI in 16 games versus the Phillies...posted 5 HR and 15 RBI over 11-game span, 8/30-9/12.

FIELDING: Had a .964 (12 E/330 TC) percentage in 120 games/112 starts at 3B, his highest figure since 2016 with CWS (.972)...averaged 2.07 assists per 9.0 IP, the 3rd best mark in the N.L.: 2.30—Nolan Arenado; 2.11—Josh Donaldson...also appeared in 3 games at 1B...career fielding percentages are .964 in 1037 games at 3B and .988 in 97 games at 1B...has made just 14 appearances at 1B in the last 5 years.

NOTES: Mets had a 66-51 (.564) record in his 117 starts, going 20-25 (.444) in non-starts...recorded his 1000th career hit, 9/6 vs. PHI.

2018: Appeared in just 115 games, lowest ever in a full season due to injuries in first season with NYM...still was 2nd on the Mets in homers (18-td) and RBI (59)...started 108 games at 3B...hit his first 2 homers as a Met, 4/13 vs. MIL, the 11th player

FRAZIER CONTINUED

whose first 2 homers for NYM came in the same game, first since Rod Barajas in 2010...was on the DL for first time in career with 2 separate stints, 5/8-6/2 (left hamstring strain) and 7/9-8/2 (left rib cage muscle strain)...connected for 3rd career walk-off home run, 9/13 vs. MIA.

2017: Combined for a .213 (101-474) average with 27 HR and 76 RBI in 147 games with CWS and NYY...ranked 7th in the A.L. with a career high 83 walks while also posting his best MLB on-base percentage at .344...had 5th lowest AVG among A.L. qualifiers at .213...started 67 games at 3B and one at 1B with CWS before 7/18 trade to NYY...was Yankees' regular 3B the rest of the season with 61 starts...started all 13 of the Yankees' playoff games with a .186 (8-43) average...was 3-for-3 in ALDS Game 2 at CLE...gave NYY a 3-0 lead in ALCS Game 3 at Yankee Stadium with a 2nd inn. homer off HOU's Charlie Morton.

2016: In first season with CWS, placed 6th in the A.L. with a career-high 40 home runs while also setting MLB bests for RBI (98) and runs (89)...hit a White Sox franchise record 39 HR while playing 3B, 7 more than previous mark (Robin Ventura in 1996)...his 94 RBI at 3B ranked T2nd most in club history...started 149 G at 3rd base 3rd-most in the A.L...in final season best 9 HR and 20 RBI in May despite batting just .210 for the month...**2015:** Led the N.L. in at bats (619) and ranked among the league leaders in doubles (T2nd, career high 43), homers (4th, 35), games (T4th, 147), and RBI (11th, 89) in final season with the Reds...was one of 4 MLB players with 40+ doubles and 35+ home runs (Nolan Arenado, Yoenis Cespedes, Josh Donaldson)...recorded back-to-back multi-homer games vs. DET, 6/16 at DET and 6/17 at CIN...selected to 2nd N.L. All-Star team, making first start in home ballpark at CIN and going 0-for-3 in 7/14 game...won the All-Star Home Run Derby, defeating Prince Fielder, Josh Donaldson and Joc Pederson to become just the 2nd player to win the Derby in his home ballpark, joining the Cubs' Ryne Sandberg in 1990 at Wrigley Field...**2014:** Set career highs for hits (163) and stolen bases (20)...was the only MLB player with at least 25 home runs, 80 RBI and 20 steals...led the Reds in hits, runs (88), homers (29), and RBI (80-tied)...started 118 games at 3B and 37 at 1B...hit safely in a career-best 14 straight games, 4/29-5/15...selected for first All-Star Game, walking in lone plate appearance on 7/15 at MIN...**2013:** Started 140 G at 3B and one in LF...tied for 3rd on CIN in RBI (73) and was 4th in HR (19)...had career-best 42 game errorless streak, 4/23-6/13...had 2 or more hits in 5 straight games, 6/1-5...was 1-for-4 (2B) in loss at PIT in N.L. Wild Card Game...**2012:** Made starts at 3B (66), 1B (36), LF (6), and RF (1)...opened season at Louisville (AAA) before recall by the Reds on 4/17...went on to win the Players Choice Award as the N.L.'s Most Outstanding Rookie, while placing 3rd in the BBWAA's N.L. Rookie of the Year voting...ranked among N.L. rookie leaders in RBI (2nd, 67) and HR (3rd, 19)...hit a career high .273...was named N.L. Rookie of the Month for August (.330, 6 HR, 25 RBI) but hit just .181 in September...reached base safely in 30 straight games, 8/8-9/8...was 1-for-6 in 4 games in NLDS vs. SF, starting at 3B in Game 4...**2011:** Opened season at Louisville before recall on 5/23...fanned as a pinch-hitter in MLB debut that night at PHI and returned to the minors...was promoted against on 7/22 and singled that night off ATL's Scott Linebrink for first MLB hit...connected for first HR on 7/31 off SF's Barry Zito...made starts at 3B (24), LF (2), and 1B (1) for the Reds...**2010:** Topped Louisville in doubles (32)

and was 2nd in homers (17) and RBI (66)...started at LF (75), 3B (35), and 1B (14)...played for Team USA in the COPABE Pan Am Games qualifying tournament in San Juan, PR following season...batted .313 with one home run and 7 RBI...**2009:** Combined for a .292 average with 16 HR and 77 RBI in 135 games at Carolina (AA) and Louisville...saw most of his action in LF with some time at both 1B and 3B...played in the Southern League All-Star Game and was selected to SL's postseason All-Star Team...was promoted to Louisville on 8/22...**2008:** Batted .291 with 19 HR and 74 RBI in 130 total games with Dayton (Low-A) and Sarasota (High-A)...had a .321 average in 30 games at Dayton to earn May promotion to Sarasota...was selected as the shortstop on *Baseball America's* Class High-A All-Star Team...**2007:** In first pro season, combined for a .319 average with 7 homers and 30 RBI in 47 games at Billings (Rookie) and Dayton...was named the top prospect in the Pioneer League by *Baseball America* following the season...was selected to BA's Rookie League All-Star Team.

AMATEUR BACKGROUND: Played 3 seasons at Rutgers University in New Brunswick, NJ...is the Scarlet Knights' all-time career leader in home runs (42) and runs (210) as a shortstop...was the pre and post-season Big East Player of the Year in 2007 when he set school records for HR (22), R (87), and BB (65) while hitting .377 with 65 RBI...T4th in NCAA Division I in HR in 2007...played baseball and basketball at Toms River (NJ) South HS (graduated 2004)...set school record with 27 rebounds in one game...was selected by COL in the 37th round of the 2004 MLB draft but did not sign...was a member of the Toms River team that won the 1998 Little League World Series Championship...went 4-4 with a HR in the championship game vs. Japan and also recorded the last out as the game's winning pitcher.

COMMUNITY: Has been very active in the community throughout his MLB career...in 2013 designated the Baseball United Foundation's Grand Slam for Sandy fundraising effort as the recipient of a \$10,000 grant from the Major League Baseball Players Trust...the donation was part of a \$20,000 charitable contribution he received for being named the 2012 NL Outstanding Rookie in the Players Choice Awards balloting...won the 2016 Heart and Hustle Award presented by the MLB Players Alumni Association to honor an active player who demonstrates a passion for the game and best embodies the values, spirit and tradition of the game...in 2016, he and his brothers Charlie and Jeff and the USABL launched the Frazier Elite World Series for 16U and 18U teams.

PERSONAL: Todd Brian Frazier...he and his wife, the former Jackie Verdon, have three children: Blake (5); Kylie (4), and Grant (1)...Jackie was in the gymnastics program at Rutgers...nickname: The ToddFather...still lives in his hometown of Toms River, NJ., where the Little League Complex is called Frazier Field House...had 2 brothers who played the outfield in professional baseball...Jeff was selected by DET in the 3rd round of the 2004 MLB Draft and appeared in 9 games with the Tigers in 2010 while also playing in the SEA, WAS, and CHI organizations from 2004-12...Charlie played 6 minor league seasons for the FLA organization from 1999-2004...served as an analyst for MLB Network's postseason coverage following the 2013 and 2015 seasons and worked for TBS' postseason coverage in 2014...wears #21 in honor of former NYY OF Paul O'Neill and was a NYY fan a youngster...is also a fan of fellow New Jerseyan Frank Sinatra.

FRAZIER CONTINUED

FRONT OFFICE

COACHES

FRAZIER

2019 REVIEW

OPINIONS

RECORDS

DEVELOPMENT

MEDIA

CAREER RECORD

YEAR	CLUB	AVG	G	AB	R	H	TB	2B	3B	HR	RBI	SH	SF	BB-I	SO	SB	CS	HP	GDP	OBP	SLG	
2007	Billings—1, 2	.319	41	160	29	51	82	6	5	5	25	0	1	18-0	22	3	3	7	2	.409	.513	
	Dayton	.318	6	22	4	7	16	3	0	2	5	0	0	2-0	4	0	0	0	0	.375	.727	
2008	Dayton	.321	30	112	25	36	67	10	0	7	20	0	0	15-0	28	4	2	0	2	.402	.598	
	Sarasota	.281	100	366	62	103	165	20	3	12	54	0	3	41-3	84	8	4	4	9	.357	.451	
2009	Carolina	.290	119	451	59	131	217	40	2	14	68	0	5	42-1	67	7	8	2	9	.350	.481	
	Louisville	.302	16	63	9	19	30	5	0	2	9	0	0	6-0	12	2	0	0	2	.362	.476	
2010	Louisville	.258	130	480	71	124	215	32	4	17	66	1	2	45-6	127	14	4	10	11	.333	.448	
2011	Louisville	.260	90	315	47	82	147	18	1	15	46	0	4	34-3	82	17	4	6	7	.340	.467	
	Cincinnati	.232	41	112	17	26	49	5	0	6	15	0	0	7-0	27	1	0	2	2	.289	.438	
2012	Louisville	.231	10	39	4	9	14	2	0	1	7	0	0	2-0	11	3	0	0	0	.268	.359	
	Cincinnati	.273	128	422	55	115	210	26	6	19	67	0	4	36-1	103	3	2	3	9	.331	.498	
2013	Cincinnati	.234	150	531	63	124	216	29	3	19	73	2	3	50-1	125	6	5	14	14	.314	.407	
2014	Cincinnati	.273	157	597	88	163	274	22	1	29	80	0	4	52-2	139	20	8	7	9	.336	.459	
2015	Cincinnati—3	.255	157	*619	82	158	308	43	1	35	89	1	7	44-3	137	13	8	7	19	.309	.498	
2016	Chicago-AL	.225	158	590	89	133	274	21	0	40	98	1	7	64-1	163	15	5	4	11	.302	.464	
	Chicago-AL	.207	81	280	41	58	121	15	0	16	44	0	3	48-1	71	4	3	4	4	.328	.432	
2017	New York-AL—4	.222	66	194	33	43	82	4	1	11	32	0	2	35-1	54	0	10	6	.365	.423		
	New York-NL	.251	133	447	63	112	198	21	2	21	67	0	0	40-1	106	1	2	12	9	.329	.443	
2018	New York-NL	.257	213	115	408	54	87	159	18	0	18	59	0	8	48-1	112	9	4	8	10	.303	.390
	Las Vegas	.444	3	9	2	4	4	0	0	0	3	0	0	2-0	0	0	0	0	0	.545	.444	
2019	St. Lucie	.250	2	4	0	1	2	1	0	0	2	0	0	1-0	0	0	0	0	0	.400	.500	
	Brooklyn	.250	2	8	1	2	5	0	0	1	1	0	0	0-0	2	0	0	0	0	.250	.625	
2019	St. Lucie	.216	11	37	3	8	11	0	0	1	8	0	0	6-1	8	0	1	0	2	.326	.297	
	Syracuse	.400	2	5	2	2	3	1	0	0	1	0	0	1-0	1	0	0	1	0	.571	.600	
	New York-NL—8,9	.251	133	447	63	112	198	21	2	21	67	0	0	40-1	106	1	2	12	9	.329	.443	
MAJOR TOTALS		.243	1186	4200	585	1019	1891	202	14	214	624	4	38	424-12	1037	72	37	71	93	.320	.450	
MINOR TOTALS		.280	562	2071	318	579	978	138	15	77	315	1	15	215-14	448	58	26	30	44	.353	.472	

* Led league # Tied for league lead

- 1- Selected by Colorado in the 37th round of the 2004 June draft...did not sign.
- 2- Selected by Cincinnati in the supplemental 1st round (34th overall) of the 2007 June draft...signed by Lee Seras.
- 3- Acquired by Chicago-AL from Cincinnati as part of 3-team trade with Los Angeles-NL that sent INF Brandon Dixon, INF Jose Peraza, and OF Scott Scobrien to Cincinnati and RHP Frankie Montas and OF Trayce Thompson to Los Angeles-NL on Dec. 15, 2015.
- 4- Acquired by New York-AL from Chicago-AL, along with RHP David Robertson and RHP Tommy Kahnle, in exchange for RHP Tyler Clippard, LHP Ian Clarkin, OF Blake Rutherford, and OF Tito Polo on July 19, 2017.
- 5- Signed by New York-NL as a free agent on Feb. 7, 2018.
- 6- On disabled list, May 8-June 4, 2018, with left hamstring strain...included rehab assignment with Las Vegas, May 28-June 4.
- 7- On disabled list, July 9-Aug. 14, 2018, with left rib cage muscle strain...included rehab assignments with St. Lucie, July 28-30, and Brooklyn, July 31-Aug. 1.
- 8- On injured list, March 25-April 21, 2019, with left oblique strain...included rehab assignments with St. Lucie, April 4-19, and Syracuse, April 20-21.
- 9- Signed by Texas as a free agent on Jan. 15, 2020.

POSTSEASON RECORD

SERIES	CLUB	AVG	G	AB	R	H	TB	2B	3B	HR	RBI	SH	SF	BB-I	SO	SB	CS	HP	GDP	OBP	SLG
2012 NLDS	CIN vs. SF	.167	4	6	0	1	1	0	0	0	1	0	0	1-0	2	0	0	0	0	.286	.167
2013 NLWC	CIN vs. PIT	.250	1	4	0	1	2	1	0	0	0	0	0	0-0	1	0	0	0	0	.250	.500
2017 ALWC	NYN vs. MIN	.000	1	4	0	0	0	0	0	0	0	0	0	0-0	1	0	0	0	0	.000	.000
2017 ALDS	NYN vs. CLE	.235	5	17	3	4	5	1	0	0	1	0	0	2-0	5	0	1	0	0	.316	.294
2017 ALCS	NYN vs. HOU	.182	7	22	3	4	8	1	0	1	4	0	0	2-0	4	0	0	0	0	.250	.364
WC TOTALS		.125	9	23	0	1	2	1	0	0	0	0	0	0-0	2	0	0	0	0	.125	.250
LDS TOTALS		.217	9	17	3	5	6	1	0	0	2	0	0	3-0	7	0	1	0	0	.308	.261
LCS TOTALS		.182	7	22	3	4	8	1	0	1	4	0	0	2-0	4	0	0	0	0	.250	.364
POSTSEASON TOTALS		.189	18	53	6	10	16	3	0	1	6	0	0	5-0	13	0	1	0	0	.259	.302

ALL-STAR GAME RECORD

YEAR	CLUB	AVG	G	AB	R	H	TB	2B	3B	HR	RBI	SH	SF	BB-I	SO	SB	CS	HP	GDP	OBP	SLG
2014	NL, Minnesota	---	1	0	0	0	0	0	0	0	0	0	0	1-0	0	0	0	0	0	1.000	---
2015	NL, Cincinnati	.000	1	3	0	0	0	0	0	0	0	0	0	0-0	0	0	0	0	0	.000	.000
ASG TOTALS		.000	2	3	0	0	0	0	0	0	0	0	0	1-0	0	0	0	0	0	.250	.000

FRAZIER CONTINUED

CAREER FIELDING

3B	PCT	G	PO	A	E	TC	DP
2011	.969	27	19	43	2	64	1
2012	.968	73	45	105	5	155	4
2013	.970	147	86	241	10	337	27
2014	.970	124	85	204	9	298	16
2015	.952	155	102	274	19	395	21
2016	.972	149	91	293	11	395	33
2017	.960	133	71	240	13	324	39
2017	.958	67	36	123	7	166	27
2017	.962	66	35	117	6	158	12
2018	.959	109	80	203	12	295	28
2019	.964	120	89	229	12	330	24
Totals	.964	1037	668	1832	93	2593	193

1B	PCT	G	PO	A	E	TC	DP
2011	1.000	1	11	0	0	11	1
2012	.994	39	315	21	2	338	30
2014	.985	43	297	27	5	329	21
2016	.984	7	59	3	1	63	4
2017	.900	4	8	1	1	10	1
2019	1.000	3	17	0	0	17	0
Totals	.988	97	707	52	9	768	57

OF	PCT	G	PO	A	E	TC	DP
2011	1.000	4	3	1	0	4	0
2012	1.000	7	12	0	0	12	0
2013	---	2	0	0	0	0	0
Totals	1.000	13	15	1	0	16	0

2B	PCT	G	PO	A	E	TC	DP
2011	1.000	2	2	1	0	3	2

SS	PCT	G	PO	A	E	TC	DP
2011	1.000	2	2	1	0	3	0

CAREER HIGHS

Hits: 4, 4x, last May 9, 2016 at TEX
Runs: 4, 2x, last Aug. 9, 2017 at TOR
Doubles: 2, 15x, last Sept. 10, 2019 vs. ARI
Triples: 1, 14x, last July 20, 2019 at SF
Home Runs: 2, 11x, last Sept. 11, 2019 vs. ARI
RBI: 6, 2x, last Aug. 30, 2019 at PHI
Walks: 3, 3x, last May 26, 2017 vs. DET
Stolen Bases: 2, 3x, last Sept. 25, 2016 at CLE
Hitting Streak: 14, April 29-May 15, 2014

MULTI-HR GAMES (11)

May 16, 2012 at NYM

April 5, 2013 vs. WAS

Sept. 5, 2013 vs. STL

April 3, 2014 vs. STL

June 16, 2015 at DET

June 17, 2015 vs. DET

May 9, 2016 at TEX

June 30, 2017 vs. TEX

April 13, 2018 vs. MIL

Aug. 30, 2019 at PHI

Sept. 11, 2019 vs. ARI

GRAND SLAMS (5)

April 21, 2015 at MIL (Fiers)

June 17, 2015 vs. DET (Soria)

May 9, 2016 at TEX (Ramos)

Aug. 29, 2018 at CHC (Mills)

April 23, 2019 vs. PHI (Anderson)

GAME-ENDING HR (3)

May 23, 2012 vs. ATL (Martinez)

June 17, 2015 vs. DET (Soria)

Sept. 13, 2018 (G1) vs. MIA (Barraclough)


PINCH-HIT HR (1)

Sept. 2, 2011 at STL (Carpenter)



Robbinson Chirinos (second from left) and Todd Frazier (second from right) are joined by Rangers President of Baseball Operations & General Manager Jon Daniels (left) and Manager Chris Woodward (right) at a press conference to announce their free agent signings on January 15, 2020 at the Rangers MLB Youth Academy in Dallas.

JOEY GALLO



OF #13

L BATS **R** THROWS
6'5" HEIGHT **250^{lbs}** WEIGHT
26 OPENING DAY AGE

BORN • Nov. 19, 1993 in Henderson, NV
RESIDES • Dallas, TX
ACQUIRED • Selected in the supplemental first round (39th overall) of the 2012 June draft
CONTRACT STATUS • Signed through 2020
SERVICE TIME • 3.103 **OPTIONS USED** • 2/3

FRONT OFFICE

COACHES

GALLO

2019 REVIEW

OPONENTS

RECORDS

DEVELOPMENT

MEDIA

CAREER: Selected to the All-Star team for the first time in 2019, the 26-year-old slugger is seeking a return to full health after missing much of last season on the injured list...despite appearing in less than half the Rangers' games last season, still ranks T10th in MLB with 103 HR since the start of 2017, and he is the only player in Majors to hit 20+ HR before the All-Star break each year from 2017-19...in his brief career, Gallo has averaged 12.03 at-bats per home run, the 3rd-best ratio in baseball history (min. 1250 AB) to only Mark McGwire (10.61) and Babe Ruth (11.76)...ranks 6th in Rangers history with a .516 slugging pct...in 2019, briefly held the A.L. title of fewest games to reach 100 career HR, but was later passed and now sits 3rd in A.L. history and 5th in MLB annals...in 2017-18, became just 9th player in MLB history with multiple 40+ HR campaigns before his age 25 season...has proven a versatile defender for Texas, making starts and playing adeptly at first base, third base, and all three outfield positions...is expected to see extensive action in RF in 2020 for first time in his career...was named the club's top prospect prior to 2015 and 2016 seasons by *Baseball America*...in 5 seasons in the minor leagues, averaged 30 home runs per season, a HR every 11.42 at-bats, to go along with a .956 OPS...has set several home run records throughout his professional career, including a Texas minor league record 42 long balls in 2014...the Las Vegas native surpassed 40 home runs in both 2013 and 2014, becoming the first minor leaguer to reach that mark in consecutive seasons since Chicago-AL's Ron Kittle in 1981-82...the organization's 2014 Tom Grieve Minor League Player of the Year was selected in the supplemental first round (39th overall) of the 2012 June draft.

MOST HR IN MLB, 2017-19

HR	PLAYER	HR	PLAYER
124	J.D. Martinez	109	Eugenio Suarez
117	Nelson Cruz	106	Aaron Judge
117	Mike Trout	104	Edwin Encarnacion
116	Nolan Arenado	103	Joey Gallo
114	Khris Davis	103	Paul Goldschmidt
111	Cody Bellinger	103	Francisco Lindor

HOME RUNS: Hit 22 HR in a 2019 campaign that was slowed by injuries, but his AB/HR ratio was still 2nd-best in his ML career (10.951 in 2017, 10.955 in 2019)...the 10.95 AB/HR ratio in '19 ranked as 3rd-best in MLB among players with 290+ PA's, trailing only MIN's Mitch Garver (10.03) and LAA's Mike Trout (10.44)...ranked 4th among Rangers in HR...is T10th in MLB with 103 HR from 2017-19 (see chart)...has 110 HR in 1323 AB in his career, as 12.03 AB/HR ratio is 3rd in MLB history to only Mark McGwire (10.61) and Babe Ruth (11.76) - min. 1250 AB - see chart...his 40 HR in 2018 ranked 3rd in MLB, trailing only OAK's Khris Davis (48) and BOS' J.D. Martinez (43)...along with career-high 41 HR in 2017 (3rd in A.L., 5th in MLB),

Gallo became the 4th player in club history to hit 40+ HR in back-to-back seasons, joining Alex Rodriguez (2001-02-03), Rafael Palmeiro (2001-02), and Juan Gonzalez (1992-93; 1996-97-98)...he joined Ken Griffey Jr. and Eddie Mathews as only left-handed batters in ML history with multiple seasons of 40+ HR prior to their age-25 season (see chart)...Gallo is one of just 6 players in Rangers history to hit at least 40 HR in a season.

HIGHEST SINGLE-SEASON HR TOTALS BY LH BATTERS, RANGERS HISTORY

NO.	PLAYER	SEASON
47	Rafael Palmeiro	1999
47	Rafael Palmeiro	2001
43	Rafael Palmeiro	2002
43	Josh Hamilton	2012
41	Joey Gallo	2017
40	Joey Gallo	2018

-Feeling 100: Hit his 100th HR on 5/8 at PIT in career game no. 377...at the time, set an A.L. record for fewest games to reach 100 HR, although he was later passed in 2019...enters 2020 ranking 5th in that category, trailing only Ryan Howard (325 G), Gary Sanchez (355 G), Aaron Judge (371 G) and Ralph Kiner (376 G)...previous A.L. record-holder before 2019 had been Mark McGwire (393 G)...had fewest career singles (93) ever at time of 100th HR.

-Start Me Up: Produced a club record 10 HR in March/April of 2019 and had 11 HR in season's 1st 26 games through 5/1...is only MLB player with 20+ HR at the All-Star break in each of last 3 years (2017-19), and one of just 4 Rangers to pull that trick in at least 3 straight seasons, joining Rafael Palmeiro (5 straight from 1999-2003), Juan Gonzalez (4 straight from 1996-99), and Alex Rodriguez (3 straight from 2001-03)...from 2017-19, ranks 2nd in MLB with 25 HR in March/April (27-Khris Davis) and is T4th with 22 HR in May (28-J.D. Martinez).

-Prodigious Power: Since 2017, has hit 13 HR estimated by Statcast to have a distance of at least 450 feet...the 13 such HR are tied with Giancarlo Stanton for most in MLB over the past 3 seasons (Aaron Judge is 3rd with 11 such HR)...longest blast was 490 feet on 9/17/17 at LAA, ball which landed near top of The Big A's astrotruf CF batters eye...HR on 6/30/19 at TB landed and remained on the D ring catwalk at Tropicana Field...according to Rays PR, was just the 7th time in park history that a fair ball hit a catwalk and did not come down.

-Pulling Rank: Finished in MLB's top 5 in home runs in back-to-back years (2017-18), joining Alex Rodriguez (2001-02-03) and Juan Gonzalez (1992-93) as the only Rangers ever to accomplish that feat...Gallo's 3rd-place MLB finish in 2018 was best by a Ranger since Josh Hamilton finished T2nd in MLB with 43 HR in 2012.

GALLO CONTINUED

FRONT OFFICE

COACHES

GALLO

2019 REVIEW

OPINIONS

RECORDS

DEVELOPMENT

MEDIA

-Fast and Furious: With his 100th career hit on 9/3/17 vs. LAA, became the first player in MLB history to have 40+ HR within his first 100 hits (credit Elias Sports Bureau)...at the age of 23 years, 315 days for his 40th HR in 2017, became the 2nd-youngest player in Rangers history to reach 40 HR (Juan Gonzalez, 22.331 in 1992)...in August 2017, became just the 3rd player in ML history to homer 9 times in the first 15 days of a month at age 23 or younger, joining Joe DiMaggio (9 in June 1937) and Harmon Killebrew (9 in May 1959) – credit Elias.

PLAYER WITH MULTIPLE 40-HR CAMPAIGNS THROUGH AGE-24 SEASON

NO.	PLAYER	YEARS
3	Eddie Mathews*	1953-54-55
3	Alex Rodriguez	1998-99-2000
2	Willie Mays	1954-55
2	Johnny Bench	1970, 1972
2	Juan Gonzalez	1992-93
2	Ken Griffey Jr.*	1993-94
2	Troy Glaus	2000-01
2	Albert Pujols	2003-04
2	Joey Gallo*	2017-18

*left-handed batter

-Lefty-loosey: Has 23 HR vs. LHP in 2018-19, 4th-most in MLB by LH hitter to only 24 by trio of Cody Bellinger, Charlie Blackmon, and Bryce Harper...hit 15 HR off LHP in 2018 to tie COL's Nolan Arenado (a RHH) for the MLB lead...it tied the Rangers club record for HR by a LHB against LHP (also Rafael Palmeiro in 2003), most by any LHB in the majors since Adam Dunn hit 15 for the 2012 CWS.

-Two-Season Total: Gallo's 81 HR in 2017-18 were most by a Ranger in a 2-season span since Mark Teixeira (81 in 2004-05)...only 3 Rangers have had more HR in a 2-season span: Alex Rodriguez, Rafael Palmeiro, and Juan Gonzalez.

-2019 HR Notes: Did not hit a HR in 5th inning, but had a long ball in every other frame, including one in extras...his 13 HR at home were 3rd-most by a Ranger in final season at Globe Life Park...hit 13 HR to either give Texas the lead (8) or tie a game (5), most among Rangers...belted 2 HR off Gerrit Cole in '19, joining WAS' Juan Soto (2) as only ML batters with multiple HR in regular/postseason vs. Cole...homered in 3 straight games to match career high on 2 occasions, 4/4-7 and 4/27-5/1, his 5th and 6th career 3-G HR streaks...had 1st career grand slam, 5/31 vs. KC and 8th multi-homer contest, 6/27 at DET, his 1st-ever multi-HR game on the road...hit HR in 1st 5 G vs. LAA in '19, longest HR streak by any Ranger vs. Angels in club history.

-Miscellaneous HR Notes: His 63 career HR at GLPIA finished as 13th-most in park history...hit 23 HR in Arlington in 2018, which remain most by a Ranger at home since Adrián Beltré hit 23 in 2011...in 2018, became 4th Ranger to hit 10+ HR at multiple positions (excluding DH), 1st since Josh Hamilton in 2012...hit lone career pinch-hit HR on 9/21/18 vs. SEA...hit the 8th inside-the-park HR in Globe Life Park history on 6/21/17 vs. TOR...lone career walk-off HR on 5/12/17 vs. OAK (Santiago Casilla)...hit home runs in 15 different parks in 2017, 2nd-highest total in club history (16 by Juan Gonzalez in 1999) and T2nd-most in MLB that year to TB's Logan Morrison (16).

2019: After an outstanding April and May that resulted in his 1st All-Star selection, Gallo played in just 20 of the Rangers' final 106 games, none of the last 61, due to injuries...had a .253 batting average in 70 total games after entering 2019 with a .203 career mark...among A.L. players with at least 250 plate appearances, ranked 5th in SLG (.598), 6th in OPS (.986), and 9th in OBP (.389)...had the 12th-highest OPS and SLG in team history (250+ PA)...posted best BB/K ratio (0.46) and recorded highest pct. of pitches taken (59.2%) of his career.

LOWEST AB/HR RATIOS, MLB HISTORY (MIN. 1000 AB)

AB/HR	PLAYER
10.61	Mark McGwire
11.76	Babe Ruth
12.03	Joey Gallo
12.88	Aaron Judge
12.92	Barry Bonds
13.27	Gary Sanchez

ALL-STAR SUCCESS: Named to A.L. All-Star team for the first time as a players' selection in 2019 and played the final 4 innings in RF in 7/9/19 ASG at CLE...homered off SF's Will Smith in only plate appearance in 7th inning for final run in A.L.'s 4-3 win...became the 21st player to homer in his 1st career All-Star AB (19th in 1st PA) and the 5th Ranger to go deep in the Midsummer Classic, joining Ruben Sierra in 1992 at SD; Hank Blalock in 2003 at CWS; Alfonso Soriano in 2004 at HOU; and Mark Teixeira in 2005 at DET.

INJURIES: Saw a pair of stints on the injured list: 6/2-24 with left oblique strain and 7/24-end of season for right wrist surgery to remove hook of hamate bone...transferred to 60-day IL for duration of season on 9/20...had a stint on 7-day concussion list in 2017, but the 2019 spans marked his 1st appearances on the injured list...was removed from game on 6/1 vs. KC with 3-2 count during PA in 5th inning, and landed on IL the next day...for June stint, played 4 G with AZL Rangers...left game 7/23 at SEA – his most recent MLB contest – after his final AB in 8th inn. with soreness in wrist, then had surgery performed by Dr. Thomas DiLiberti in Dallas on 7/25...for latter stint, played in Rangers instructional league games in Arizona in September as he attempted a return before the end of the season.

BATTING: Was just 7-for-41 (.171) in season's 1st 12 G through 4/12...batted .340 (36-106) over next 30 contests, improving to .293 through 5/21...selected as A.L. Player of the Week for 4/15-21 (.476, 4 HR, 11 RBI, 6 G)...named the Rangers March/April Player of the Month (.264, 10 HR, 25 RBI, 25 G)...matched career high with 8-G hit streak, 4/27-5/8...went 4-for-23 over 8 G from 5/24-6/1 before going on 10-day IL...at the time he went on IL on 6/2, was among A.L. leaders in SLG (1st, .653), walks (2nd, 42), OBP (2nd, .421), HR (T2nd, 17), XBH (T2nd, 29), and RBI (6th, 41)...activated on 6/25 and went 7-for-19 (.368) next 6 G to improve from .276 to .286...hit just .135 (7-52) in 14 G in July before going back on 10-day IL on 7/24.

FIELDING: Started 70 total games: 37 in CF, 26 in LF, and 7 as DH...played exclusively in the OF for 1st time in his MLB career, and saw his most extensive action in CF...his 8 OF assists were T9th in A.L. and matched career high (also 2018)...had an overall .974 (4 E/154 TC) fielding pct. in 63 G in the outfield, with 3 of his 4 errors in CF...has yet to make at least 75 starts at an individual position in his ML career.

NOTES: Owns an average exit velocity of 93.7 MPH over past 2 seasons, 3rd-best in MLB to Aaron Judge (95.3) and Nelson Cruz (93.8) among players with at least 250 measured PA's...batted .333 (25-75) with 8 HR and 22 RBI vs. LHP in 2019 after entering season with .205 career BA vs. LHP...had a .301 (34-113) BA with 13 HR and 32 RBI in 34 G at home in final year of GLPIA...produced 1st career sac fly in 1337th plate appearance, 4/21 vs. HOU, 3rd-most PA in MLB history for 1st SF behind Greg Maddux (1406) and Steve Sax (1389)...tied career high with 5 RBI, 4/21 at HOU.

2018: Ranked among A.L. leaders in AB/HR (3rd, 12.5), AB/GIDP (3rd, 166.7), AB/RBI (6th, 5.4), and walks (10th, 74)...led Rangers in HR, RBI (92), games (148), walks, XBH (65), and total bases (249), finishing among team leaders in OPS (2nd, .810) and runs (T2nd, 82)...his 92 RBI ranked T11th in the A.L....also finished 3rd in A.L./MLB with 207 strikeouts, a single-season club record...set career highs in games, hits (103), 2B (24), RBI, and TB...his .206 BA was 2nd-lowest qualifying figure in MLB (BAL's Chris Davis-.168)...ranked among A.L. 2nd 'half' leaders in HR (2nd, 18), RBI (8th, 41), SLG (8th, .592), OPS (10th, .932) and XBH (T10th, 29)...had 136 starts in LF (team-high 74), 1B (32), RF (15), CF (11), and DH (4)...had a .990 (2 E/204 TC) fielding pct. in the outfield...his team-high and career-best 8 OF assists ranked T12th in the A.L., including 6 OF assists after the AS break, T2nd in MLB to only OAK's Ramon Laureano (9)...**2017:** Ranked among A.L. leaders in slugging pct. (8th, .537), walks (13th, 75), OPS (15th, .869), AB/HR ratio (2nd, 11.0), AB/GIDP (2nd, 149.7), and AB/RBI (10th, 5.61)...had lowest total of singles (32) in baseball history for a player with 502+ PA's (minimum to qualify in a 162-game season)...previous low had been 39 singles by Rob Deer for 1991 Tigers...selected club's April Player of the Month after leading team in HR (7), R (16), TB (44), and SLG (.550)...was on the 7-day concussion DL from 8/22-28 after leaving game 8/20 vs. CWS following a collision with reliever Matt Bush...had 2nd-lowest BA (.209), fewest hits (94), and fewest RBI (80) ever for player in 40-HR season...the lowest BA and previous fewest hits were by Adam Dunn for 2012 CWS (.204/41 HR/110 hits)...his .209 BA was 4th-lowest in A.L. among qualifiers, and he finished 2nd in A.L. with 196 SO...career-best 21-G on-base streak from 8/14-9/12...pair of career-high 8-G hit streaks: 8/1-9 and 8/29-9/6...started 48 of the club's 1st 51 games at 3B until Adrian Beltre's return on 5/29, then made just 18 starts there the rest of the way...**2016:** Saw action in 17 games over 3 stints with Texas (5/23-27, 7/26-30, 9/6-end of season) and spent bulk of campaign at Triple-A Round Rock...batted .040 (1-25) with 19 SO in 25 at-bats, lone hit being a HR on 7/26 vs. OAK...finished season on 0-for-22 skid after the HR, including strikeouts in his final 13 official AB (4 BB) with Texas...with Round Rock, ranked among PCL leaders in HR (T3rd, 25) and AB/HR (2nd, 14.36)...his .896 OPS ranked 7th among all qualifiers at the Triple-A level and was top 25 among all full season minor league players...on the DL, 5/1-18 with a left groin strain...3 multi-HR games: 4/9 at Iowa, 4/13 at Omaha, 4/25 at Memphis...appeared in 3

G with Magallanes in Venezuelan Winter League in October before suffering a moderate left hamstring strain on 10/27 at Margarita, after which he was shut down for the remainder of offseason...**2015:** Made MLB debut and batted .204 (22-108) with 6 HR and 14 RBI in 36 G over 2 stints with Texas: 6/2-29 and 9/1-end of season...season debut was delayed until 4/25 following surgery on 4/3 to remove the os trigonum bone in his left ankle...was in ML spring camp with the Rangers for 1st time, assigned to minor league camp on 3/23...had contract purchased from Frisco (AA) on 6/2 after Adrian Beltre went on the disabled list with a thumb injury...made his ML debut on 6/2 vs. CWS, going 3-for-4 with a 2B, HR, 4 RBI, and BB...set a franchise record for RBI in a ML debut, and matched franchise record for hits in a debut...also HR'd on 6/3 vs. CWS, 1st player in Washington/Texas franchise history to go deep in each of his 1st 2 ML games...was first ML player to do it was SF's Brett Pill, Sept. 6-7, 2011 at SD and first A.L. player to do it since TB's Elijah Dukes, April 2 and 5, 2007 at NYY...was optioned to Round Rock on 6/30 when Josh Hamilton was activated from DL and recalled when rosters expanded on 9/1...had strikeouts in 23 straight games from 6/14-9/20, longest single-season streak in team history...combined to bat .240 (77-321) with 23 HR and 63 RBI with Round Rock and Frisco (AA), 1st career action at Triple-A level.

2014: Named to the *Baseball America* Minor League All-Star Team, combining to bat .271 (119-439) with 42 HR and 106 RBI in 126 G with Myrtle Beach (A+) and Frisco...fell one home run shy of the overall minor league lead behind fellow Las Vegas native Kris Bryant...also ranked among the overall minor league leaders in RBI (4th), SLG (4th, .615), walks (T5th, 87), and OPS (7th, 1.009)...chosen as the MVP of the All-Star Futures Game in Minneapolis after belting a go-ahead, 2-run HR off Houston prospect Michael Feliz in the 6th inning...opened season with Myrtle Beach and won Carolina League MVP honors despite playing his final game in the league on 6/6...was a mid-season Carolina League All-Star...led the league with 21 HR despite appearing in 58 of Myrtle Beach's 138 games...with the Pelicans, won Rangers Minor League Player of the Month in both April and May and 3 of the first 4 Carolina League weekly awards...finished 2nd in the Texas League with 21 home runs despite less than 3 months in Frisco...played first game on 6/9 and still trailed league leader Houston prospect Telvin Nash by just one long ball...named to the TL Postseason All-Star team...**2013:** Belted 40 home runs to win the Joe Bauman Award as the top HR hitter in the minor leagues...was the first teenager with 40+ home runs since Class C San Jose's Dick Simpson (42) in 1962...fell 2 long balls shy of the South Atlantic League record...was a SAL mid-season and post-season All-Star...ranked the 12th-best prospect in the SAL by *Baseball America* and was named to the publication's Minor League All-Star 2nd Team...was tabbed the best power prospect, defensive third baseman, and infield arm in BA's tool survey...led the SAL in home runs (38), SLG (.610), and OPS (.944), while ranking among the leaders in runs (5th, 82) and RBI (5th, 78)...was on disabled list, 7/9-8/7, with right groin strain...was selected to the All-Star Futures Game at Citi Field, but did not participate due to injury...was named the organization's Minor League Player of the Month for August/September...led all of MiLB in HR (14) and ranked 2nd in RBI (34) from 8/1-end of the season...**2012:** Split 1st professional season between AZL Rangers and Spokane (S-A)...combined to bat .272 (56-206) with 22 HR and 52 RBI in 59 games...unanimous selection as Arizona League's MVP and

GALLO CONTINUED

chosen as the Topps/Minor League Baseball Player of the Year in the Arizona League by Minor League Baseball...tabbed the 3rd-best prospect in the Northwest League by *Baseball America* and named to the publication's Rookie All-Star Team...set the AZL home run record with 18 long balls and his 22 HR overall were the 2nd-most (PHI's Darin Ruf, 26) among all minor league players from 6/20-end of the season...averaged a HR every 11.82 PA...led the AZL in SLG (.733) and RBI, while ranking among the league leaders in total bases (2nd, 110), walks (T2nd, 37) and runs (3rd, 44) despite missing the final two weeks of the season following a promotion to Spokane...promoted to Spokane on 8/16.

VEGAS TIES: Graduated from Bishop Gorman High School in Las Vegas alongside NBA first round pick Shabazz Muhammad and former Notre Dame tackle and current Baltimore Ravens player Ronnie Stanley...was teammates with Bryce Harper on the club travel circuit in Las Vegas...in high school, made a relief appearance against Bonanza High School and current Chicago Cub Kris Bryant, permitting a 1B to the 2016 N.L. MVP...Bryant's father, Mike, was one of Gallo's hitting instructors in his youth.

COMMUNITY: This past offseason, participated in the Rangers Winter Caravan, hospital visits, and Comerica Peek at the Park event...also paired with the Rangers Foundation in distributing Thanksgiving dinners to families in West Dallas... in 2017, donated New Balance turf shoes to area high school athletes through Arlington ISD Athletics.

AMATEUR/PERSONAL: Joseph Nicholas Gallo...was the 2012 Nevada Gatorade State Player of the Year at Bishop Gorman (NV) High School, leading the Gaels to their 7th consecutive Nevada 4A state title, hitting .509 with 21 HR, 80 RBI, 66 runs, and 13 stolen bases...set a new Nevada single-season record, while his 65 career HR are the most in state history...also appeared on the mound, tossing a no-hitter in his senior campaign...father, Tony, pitched in the Montreal farm system and worked as a pitching instructor at batting cages owned by former major leaguer Jason Giambi...has spent time in previous offseasons training with Giambi...was tabbed by *Baseball America* as the Best Power Hitter and having the third-best arm among high school draft prospects...had committed to Louisiana State University.

CAREER RECORD

YEAR	CLUB	AVG	G	AB	R	H	TB	2B	3B	HR	RBI	SH	SF	BB-I	SO	SB	CS	HP	GDP	OBP	SLG
2012	AZL Rangers—1	.293	43	150	44	44	110	10	1	*18	*43	0	3	37-1	52	6	0	3	0	.435	*733
	Spokane	.214	16	56	9	12	26	2	0	4	9	0	0	11-2	26	0	0	0	0	.343	.464
2013	Hickory	.245	106	392	82	96	239	19	5	*38	78	0	1	48-1	165	14	1	5	2	.334	*610
	AZL Rangers	.368	5	19	4	7	17	4	0	2	10	0	0	2-0	7	1	0	0	0	.429	.895
2014	Myrtle Beach	.323	58	189	53	61	139	9	3	*21	50	0	4	51-3	64	5	3	2	3	.463	.735
	Frisco	.232	68	250	44	58	131	10	0	21	56	1	1	36-4	115	2	0	3	0	.324	.524
2015	Frisco	.314	34	121	21	38	77	10	1	9	31	0	1	24-0	49	1	0	0	1	.425	.636
	Texas	.204	36	108	16	22	45	3	1	6	14	0	0	15-3	57	3	0	0	0	.301	.417
	Round Rock	.195	53	200	20	39	90	9	0	14	32	0	1	27-2	90	1	0	0	3	.289	.450
2016	Round Rock	.240	102	359	71	86	190	17	6	25	66	0	1	68-4	150	2	0	5	2	.367	.529
	Texas	.040	17	25	2	1	4	0	0	1	0	0	0	5-0	19	1	0	0	0	.200	.160
2017	Texas—2	.209	145	449	85	94	241	18	3	41	80	0	0	75-1	196	7	2	8	3	.333	.537
2018	Texas	.206	148	500	82	103	249	24	1	40	92	0	0	74-4	207	3	4	3	3	.312	.498
2019	Texas—3, 4	.253	70	241	54	61	144	15	1	22	49	1	1	52-4	114	4	2	2	0	.389	.598
	AZL Rangers	.273	4	11	3	3	10	1	0	2	3	0	0	5-1	3	0	0	0	0	.500	.909
MAJOR TOTALS		.212	416	1323	239	281	683	60	6	110	236	1	1	221-12	593	18	8	13	6	.331	.516
MINOR TOTALS		.254	489	1747	351	444	1029	91	16	154	378	1	12	309-18	721	32	4	18	11	.370	.589

* Led league # Tied for league lead

- 1- Selected by Texas in the supplemental 1st round (39th overall) of the 2012 June draft...signed by Todd Guggiana on June 12, 2012.
- 2- On 7-day concussion disabled list, Aug. 22-28, 2017.
- 3- On injured list, June 2-24, 2019, with left oblique strain...included rehab assignment with AZL Rangers, June 19-24.
- 4- On injured list, July 24, 2019-end of season, due to right wrist surgery.

ALL-STAR GAME RECORD

YEAR	CLUB	AVG	G	AB	R	H	TB	2B	3B	HR	RBI	SH	SF	BB-I	SO	SB	CS	HP	GDP	OBP	SLG
2019	AL, Cleveland	1.000	1	1	1	1	4	0	0	1	1	0	0	0-0	0	0	0	0	0	1.000	4.000

CAREER FIELDING

OF	PCT	G	PO	A	E	TC	DP
2015	1.000	19	21	1	0	22	0
2017	.973	18	34	2	1	37	1
2018	.990	108	194	8	2	204	1
2019	.913	63	142	8	4	154	1
Totals	.983	208	391	19	7	417	3

1B	PCT	G	PO	A	E	TC	DP
2016	.917	1	11	0	1	12	3
2017	.996	59	458	17	2	477	48
2018	.996	35	248	15	1	264	29
Totals	.995	95	717	32	4	753	80

3B	PCT	G	PO	A	E	TC	DP
2015	.853	15	8	21	5	34	2
2016	1.000	5	3	6	0	9	0
2017	.930	72	47	126	13	186	18
Totals	.921	92	58	153	18	229	20

CAREER HIGHS

Hits: 4, May 16, 2019 at KC
Runs: 4, May 16, 2019 at KC
Doubles: 2, 4x, last May 16, 2019 at KC
Triples: 1, 6x, last April 21, 2019 vs. HOU
Home Runs: 2, 8x, last July 27, 2019 at DET
RBI: 5, 2x, last April 21, 2019 vs. HOU
Walks: 3, 9x, last May 26, 2019 at LAA
Stolen Bases: 1, 18x, last July 2, 2019 vs. LAA
Hitting Streak: 8, 3x, last April 27-May 8, 2019

MULTI-HR GAMES (8)

April 21, 2017 vs. KC
 July 25, 2017 vs. MIA
 Aug. 1, 2017 vs. SEA
 Sept. 30, 2017 vs. OAK
 May 5, 2018 vs. BOS
 July 20, 2018 vs. CLE
 Aug. 8, 2018 vs. SEA
 June 27, 2019 at DET

PINCH-HIT HR (1)

Sept. 23, 2018 vs. SEA (Cook)

INSIDE-THE-PARK HR (1)

June 21, 2017 vs. TOR (Biagini)


GRAND SLAMS (1)

July 31, 2019 vs. KC (Duffy)

GAME-ENDING HR (1)

May 12, 2017 vs. OAK (Casilla)

ADOLIS GARCÍA



OF #53

R BATS
R THROWS

6'11" HEIGHT
205 lbs. WEIGHT

27 OPENING DAY AGE

BORN • March 2, 1993 in Ciego de Avila, Cuba

RESIDES • Ruskin, FL

ACQUIRED • In a trade with St. Louis on Dec. 21, 2019

CONTRACT STATUS • Signed through 2020

SERVICE TIME • 0.056 **OPTIONS USED** • 1/3

FRONT OFFICE

COACHES

A. GARCÍA

2019 REVIEW

OPONENTS

RECORDS

DEVELOPMENT

MEDIA

CAREER: The Cuban-born outfielder is in his first season with Texas after being acquired in a December 21 trade with the St. Louis Cardinals...first name is pronounced ah-DOH-leees...turns 27 during spring training on March 2...only Major League action came in 2018 with St. Louis, when he batted .118 in 21 games/2 starts...has played primarily RF in his pro career, but has also seen extensive action in CF...originally signed by STL in 2017 as a free agent outside the international signing pool following a brief stint with the Yomiuri Giants in Japan's Nippon Professional Baseball League...won two Serie Nacional Championships (2015, 2016) while a member of Ciego de Avila in the Cuban League...named MVP of the 2016 Serie Nacional, the top pro league in Cuba...named a 2017 Texas League Mid-Season All-Star in his first season of professional baseball in the USA.

2019: Spent his 3rd U.S. season at Triple-A Memphis, batting .253/.301/.517/.818 with 32 HR, 96 RBI, and 96 R over 132 G...ranked among Pacific Coast League leaders in HR (8th), R (8th), and RBI (10th)...over his final 44 G after the AS break (beg. 7/11): .296/.355/.691/.046 (45-152) with 16 HR, 40 RBI, and 40 R...of his 4 multi-HR games in '19, 3 came in a span of 5 contests from 7/15-21: 7/15 at Round Rock, 7/19 at Omaha, 7/21 at Omaha, and also 8/25 vs. Omaha...put up season-best 8 RBI in the 7/21 game, including a grand slam...posted similar slash lines against both RHP (.249/.300/.518/.819) and LHP (.266/.304/.514/.818)...season highs in hits (4) and runs (4) on 8/9 at Sacramento...played 17 games for Gigantes in the Dominican Winter League over the offseason...was designated for assignment by the Cardinals on 12/18 and acquired by Texas in a 12/21 trade in exchange for cash considerations.

2018: Contract was purchased by STL from Memphis on 8/6 and had 2 stints with Cardinals (8/6-13 and 8/29-end of season), batting .118 (2-17) with a double and RBI in 21 G/2 GS...made one start each in CF (8/8 at MIA in ML debut) and RF (8/11 at KC)...1st ML hit on 8/10 at KC, an 8th-inning single off Jason Adam...also doubled with lone RBI on 9/11 vs. PIT as PH...

last ML game was 9/30 at CHC...spent balance of season with Memphis, where he ranked among PCL leaders in HR (T10th, 22) and OF assists (2nd, 14)...on 7/26 at Salt Lake, went 3-for-4 with 3 HR and 8 RBI, including GS in the 6th...14-G hit streak, 7/20-8/4 (.419, 26-62, 9 HR, 23 RBI)...named Minor League Baseball and Cardinals Minor League Player of the Month for July...named PCL Player of the Week, 7/23-7/29...rated as having Cardinals' "Best Outfield Arm" and "Best Athlete" by *Baseball America's* Best Tools survey...**2017:** Signed by STL as minors free agent on 2/24/17 and was invited to Major League camp...combined to bat .290/.340/.476/.817 with 15 HR, 34 2B, 65 RBI in 124 G with Springfield (AA) and Memphis in his 1st U.S. season...named a Texas League midseason All-Star...his 34 doubles led all STL minor leaguers...played 10 G in PCL playoffs: .359 (14-39), 5 2B, 3 HR, 6 RBI, 8 R...in Game 2 of PCL championship series on 9/14 vs. El Paso, hit 2-out 2-R walk-off HR in 11th inning (off Eric Yardley) to give Redbirds a 2-0 series lead...hit 2 HR 8/11 at Corpus Christi and 8/28 vs. Tulsa...rated as the "Best Outfield Arm" in the Cardinals organization by *Baseball America*...attended MLB's Rookie Career Development Program after the season...**2016:** Played for the Cuban National team in an exhibition against the Tampa Bay Rays at Estadio Latinoamericano in Havana, Cuba...started in RF and went 2-for-4 in the game...signed a contract with Yomiuri of Japan's NPB, playing 4 G...**2015:** Led Ciego de Avila to a Serie Nacional Championship...led the Serie Nacional league with 71 RBI...played in the Friendship Series in North Carolina vs. the Team USA Collegiate team...rated as the no. 20 player in Cuba by *Baseball America* in 2015...played outfield and helped Cuba win a bronze medal during the 2015 Pan American Games, batting .211 (8-38) with 3 HR, 6 RBI and 6 R in the tournament...hit a walk-off home run in the bronze medal game vs. Puerto Rico.

BACKGROUND/PERSONAL: Jose Adolis Garcia...has an older brother, Adonis, who played 3rd base for the Atlanta Braves (2015-17)...Garcia and his wife, Yasmarys, have a son, Chris Jason (6/6/17)...nickname is El Bombi...resides in Ruskin, Fla.

CAREER RECORD


YEAR	CLUB	AVG	G	AB	R	H	TB	2B	3B	HR	RBI	SH	SF	BB-I	SO	SB	CS	HP	GIDP	OBP	SLG
2016	Yomiuri—1	.000	4	7	0	0	0	0	0	0	0	0	0	0-0	3	0	0	0	0	.000	.000
2017	Springfield—2	.285	84	309	43	88	147	23	0	12	55	0	5	26-2	77	12	8	2	6	.339	.476
	Memphis	.301	40	136	21	41	65	11	2	3	10	1	1	7-0	31	3	1	2	6	.342	.478
2018	Memphis	.256	112	406	62	104	203	25	4	22	71	1	5	14-0	99	10	3	2	5	.281	.500
	St. Louis	.118	21	17	3	2	3	1	0	0	0	0	0	0-0	7	0	0	0	0	.118	.176
2019	Memphis—3	.253	132	491	96	124	254	22	6	32	96	1	2	22-0	159	14	10	13	5	.301	.517
MAJOR TOTALS		.118	21	17	3	2	3	1	0	0	0	0	0	0-0	7	0	0	0	0	.118	.176
MINOR TOTALS		.266	368	1342	222	357	669	81	12	69	232	3	13	69-2	366	39	22	19	22	.308	.499
JAPAN TOTALS		.000	4	7	0	0	0	0	0	0	0	0	0	0-0	3	0	0	0	0	.000	.000

* Led league # Tied for league lead

1- Signed with the Yomiuri Giants of Nippon Professional Baseball on April 20, 2016.

2- Signed by St. Louis as a minor league free agent on Feb. 24, 2017.

3- Acquired by Texas from St. Louis in exchange for cash considerations on Dec. 21, 2019.



RHP #45

LUIS GARCÍA

R BATS **R** THROWS
6'2" **240** lbs
 HEIGHT WEIGHT
33
 OPENING DAY AGE

BORN • Jan. 30, 1987 in Santo Domingo, Dominican Republic

RESIDES • Dover, NJ

ACQUIRED • Signed as a minor league free agent on Jan. 9, 2020

CONTRACT STATUS • Signed through 2020

SERVICE TIME • 5.006 **OPTIONS USED** • 3/3

NON-ROSTER INVITEE

CAREER: The 33-year-old García will be in Major League camp as a non-roster invitee after signing with Texas as a minor league free agent on 1/9/20...registered a 4.35 ERA in 64 G/2 GS for the Los Angeles Angels last season, his 1st and only with the club...made his Major League debut with the Phillies in 2013 and went on to go 12-14 with a 4.12 ERA in 244.2 MLB innings over 6 seasons with the organization...posted career-best 9.98 strikeouts per 9 innings figure in 59 big league appearances for Philadelphia in 2018 (51 SO/46.0 IP), a significant boost to his lifetime average of 8.22 (280 SO/306.2 IP)...had brief stay in Washington's farm system from 2009-10 before sitting out the 2011 season...pitched in 9 games for the Newark Bears in the independent Canadian-American Association in 2012 before returning to the pro ranks with PHI in 2013...2-time MiLB.com organization All-Star and recipient of the 2014 Paul Owens Award, an honor recognizing the best pitcher in the Phillies' minor league system...originally signed by Los Angeles-NL as a non-drafted free agent on 1/22/04.

2019: Was on the Angels Opening Day roster and ranked among staff leaders in games (3rd, 64) and holds (4th, 6)...opponents batted .257/.357/.443/.800 overall, posting nearly identical splits vs. LHB (.255) and RHB (.260)...surrendered career-worst 1.89 home runs per 9 innings (12 HR/60.0 IP), highest rate among qualified LAA relievers and 7th-highest in the American League...allowed 11 of 26 (42.3%) inherited runners to score...issued 3+ ER in 5 appearances, including season-high 5 on 7/31 vs. DET...elected free agency on 10/28.

SUMMARY: Posted a 2.25 ERA (4 ER/16.0 IP) in 18 outings before trip to injured list (5/13-25) for lumbar spine spasm, which included rehab appearance with High-A Inland Empire on 5/13 (1.0 IP, 0 R-ER)...earned the win in 1st appearance following IL stint on 5/26 vs. TEX (1.0 IP, 1 H, 0 R-ER, 2 SO), but compiled a 5.20 ERA (26 ER/45.0 IP) in last 45 outings from 5/27-end of season...made 1st career Major League start on 5/30 at SEA as an 'opener' (1.0 IP, 1 H, 0 R-ER, 0 BB, 0 SO)...was scoreless in 15 of final 20 G (5 ER/19.2 IP) with opponents slashing .217/.325/.362/.688 over that stretch...had season highs of 2.0 IP twice and 3 strikeouts on 3 occasions.

2018: Made Opening Day roster with Phillies for second time in career (also 2015)...ranked 5th among N.L. relievers with inherited runners stranded rate of 80.6% (29/37)...stranded each of first 15 runners to begin season...missed over one month on disabled list with right wrist strain and had rehab assignment at Triple-A Lehigh Valley and Double-A Reading...matched career high with 4 strikeouts, 7/24 vs. LAD...struck out 28 batters in final 20.2 innings pitched (26 appearances)...**2017:** With Phillies, finished third among N.L. relievers with rate of 0.38 home runs allowed per nine innings...went 31.0 consecutive innings without allowing a homer from 5/25-8/4 (36.2 IP)...in final 23 games,

posted a 1.61 ERA (4 ER/22.1 IP) and did not allow an earned run in 21 of those appearances...set career bests in ERA (2.65) and innings pitched (71.1)...had career-high 21.2 inning scoreless streak 6/14-7/29 (18 games)...longest single season streak for a Phillies reliever since Larry Andersen's club relief record 32.2 IP in 1984...**2016:** Appeared in 17 games for Phillies across 4 stints in Majors...earned only win of season 8/3 vs. SF with a scoreless 12th inning...was with Triple-A Lehigh Valley for majority of season...became LV's all-time saves leader with 38th Triple-A save 7/30 at Rochester...**2015:** In first full season in Majors with Phillies, set career highs in games (72), strikeouts (63) and wins (4)...posted 1.14 ERA (4 ER/31.2 IP) against N.L. East opponents; lowest mark among all MLB relievers (min. 30 IP)...had a 2.09 ERA (15 ER/64.2 IP) in 68 of 72 appearances; allowed 11 ER in 2.0 innings in other four games...earned first Major League save 5/17 vs. ARJ (2.0 IP), first save of 2.0-or-more innings by a Phillies pitcher since Ryan Madson, Sept. 29, 2009 vs. HOU...compiled 2 scoreless streaks of 9.0-or-more innings: (9.2 IP; 7/12-8/8 & 9.0 IP; 6/12-30)...**2014:** Had 4 stints with Phillies but spent majority of season with Triple-A Lehigh Valley...did not allow a run across final 6 Major League appearances (6.2 IP) and held opponents to a .095 (2-21) average...finished tied for International League lead in saves (22)...was selected to IL All-Star Team and earned Paul Owens Award as best pitcher in PHI minors system...**2013:** Made MLB debut with Phillies 7/10 vs. WAS and worked one scoreless inning...fanned Ryan Zimmerman for first career strikeout in that appearance...had 6 straight scoreless appearances to begin Major League career (7.2 IP)...earned first ML win in final appearance of season 9/28 at ATL with two shutout frames...appeared in 33 total minor league games with High-A Clearwater, Double-A Reading and Triple-A Lehigh Valley...**2012:** Appeared in 9 games for Newark of the independent Can-Am League, all in June...**2011:** Did not pitch professionally...**2010:** Opened the season with Potomac (Nationals A+)...transferred to Hagerstown (Nationals A) on 6/2 where he spent the remainder of the season...**2009:** Began the season with Great Lakes (Dodgers A) and did not allow an ER over his first 11.2 innings...traded to WSH on 8/30 and pitched in 2 games for Potomac in September...**2008:** Spent the year with Ogden (Dodgers Rok)...15 of his 21 appearances were scoreless (71%)...**2007:** Pitched for the Gulf Coast League Dodgers (R)...**2006:** Began his pro career with the Dominican Summer League Dodgers.

PERSONAL: Luis Amado García...attended Escuela José Bordas Valdez (Santo Domingo, D.R.), where he played baseball, basketball and volleyball...enjoys spending time at farms and relaxing by the river...pitched for Estrellas de Oriente in Dominican Winter League following 2013, 2014 and 2016 seasons...did not pitch professionally in 2011...spent 2012 with Newark Bears in independent Canadian-American Association.

FRONT OFFICE

COACHES

L. GARCÍA

2019 REVIEW

OPPOSITIONS

RECORDS

DEVELOPMENT

MEDIA

CAREER RECORD

YEAR	CLUB	W-L	ERA	G	GS	CG	SHO	SV	IP	H	R	ER	HR	HB	BB-I	SO	WP	BK	AVG
2006	DSL Dodgers—1	2-1	4.32	11	6	0	0	0	33.1	28	21	16	1	3	20-0	16	8	0	.219
2007	GCL Dodgers	3-0	3.55	12	0	0	0	0	25.1	29	11	10	0	2	17-1	17	8	0	.293
2008	Ogden	3-0	2.40	21	2	0	0	9	30.0	22	14	8	1	2	17-0	37	4	0	.193
2009	Great Lakes	5-3	2.92	34	0	0	0	5	71.0	68	27	23	5	1	15-1	55	7	0	.245
	Potomac—2	1-0	0.00	2	0	0	0	0	4.0	0	0	0	0	0	1-0	7	0	0	.000
2010	Potomac	0-0	10.38	6	0	0	0	0	8.2	21	17	10	0	0	10-0	3	2	0	.488
	Hagerstown	4-4	3.88	26	0	0	0	0	51.0	48	25	22	3	5	17-1	43	10	0	.250
2011									DID NOT PITCH										
2012	Newark	0-1	11.57	9	0	0	0	0	16.1	26	25	21	4	0	12-0	14	4	0	---
2013	Lehigh Valley—3	0-0	0.82	8	0	0	0	3	11.0	5	1	1	0	0	4-0	8	2	0	.132
	Cleanwater	0-1	1.37	14	0	0	0	7	19.2	15	3	3	2	1	5-0	20	0	0	.208
	Reading	2-1	2.45	11	0	0	0	1	11.0	10	3	3	1	0	3-0	13	2	0	.250
	Philadelphia	1-1	3.73	24	0	0	0	0	31.1	27	15	13	3	1	23-0	23	3	0	.237
2014	Lehigh Valley	2-1	0.96	39	0	0	0	#22	46.2	35	8	5	0	1	16-1	52	6	0	.205
	Philadelphia—4	1-0	6.43	13	0	0	0	0	14.0	14	12	10	2	0	13-0	12	4	0	.255
2015	Philadelphia	4-6	3.51	72	0	0	0	2	66.2	72	28	26	4	0	37-8	63	6	1	.275
2016	Lehigh Valley	6-3	2.14	48	0	0	0	13	54.2	38	13	13	3	5	24-0	53	8	1	.203
	Philadelphia	1-1	6.46	17	0	0	0	0	15.1	21	11	11	2	1	8-1	14	2	0	.318
2017	Lehigh Valley	0-0	5.79	4	1	0	0	1	4.2	5	3	3	0	0	5-1	7	0	0	.263
	Philadelphia	2-5	2.65	66	0	0	0	2	71.1	61	22	21	3	0	26-5	60	9	0	.229
2018	Philadelphia—5	3-1	6.07	59	0	0	0	1	46.0	49	31	31	4	4	18-1	51	7	0	.271
	Lehigh Valley	0-0	10.80	2	0	0	0	0	1.2	3	2	2	1	0	0-0	3	1	0	.375
	Reading	0-1	27.00	1	0	0	0	0	0.2	3	2	2	2	0	0-0	1	0	0	.600
2019	Los Angeles-AL—6	2-1	4.35	64	2	0	0	1	62.0	61	35	30	13	5	33-1	57	7	0	.257
	Inland Empire—8	0-0	0.00	1	0	0	0	0	1.0	0	0	0	0	0	0-0	3	0	0	.000
MAJOR TOTALS		14-15	4.17	315	2	0	0	6	306.2	305	154	142	31	11	158-16	280	38	1	.258
MINOR TOTALS		28-15	2.91	240	9	0	0	61	374.1	330	150	121	19	20	154-5	338	58	1	.234

* Led league # Tied for league lead

- 1- Signed by Los Angeles-NL as a non-drafted free agent on Jan. 22, 2004...signed by Ezequiel Sepúlveda.
- 2- Acquired by Washington from Los Angeles-NL, along with a player to be named later (LHP Victor Garate), in exchange for INF Ronnie Belliard on Aug. 30, 2009.
- 3- Signed by Philadelphia as a minor league free agent on March 25, 2013.
- 4- On disabled list, May 24-June 5, 2014, with right forearm strain...included rehab assignment with Lehigh Valley, June 4-5.
- 5- On disabled list, June 17-July 21, 2018, with right wrist sprain...included rehab assignments with Lehigh Valley, July 13-19, and Reading, July 20-21.
- 6- Acquired by Los Angeles-AL from Philadelphia in exchange for LHP Jose Alvarez on Dec. 6, 2018.
- 7- On injured list, May 13-24, 2019, with lumbar spine spasm...included rehab assignment with Inland Empire, May 23-24.
- 8- Signed by Texas as a minor league free agent on Jan. 9, 2020.

CAREER FIELDING

P	PCT	G	PO	A	E	TC	DP
Totals	.973	315	16	56	2	74	4

CAREER HIGHS

Innings: 3.1, Aug. 24, 2013 vs. ARI
Relief Innings: 3.1, Aug. 24, 2013 vs. ARI
Strikeouts: 4, 2x, last July 24, 2018 vs. LAD
Walks: 4, May 21, 2014 at MIA
Winning Streak: 3, 2x, last April 9-Sept. 15, 2018
Losing Streak: 4, June 13-Aug. 24, 2017
Scoreless Streak: 21.2, June 14-July 29, 2017



RHP #63

IAN GIBAUT

R BATS R THROWS

6'3" HEIGHT 250 lbs WEIGHT

26 OPENING DAY AGE

BORN • Nov. 19, 1993 in Houston, TX

RESIDES • Houston, TX

ACQUIRED • In a trade with Tampa Bay on July 28, 2019

CONTRACT STATUS • Signed through 2020

SERVICE TIME • 0.041 OPTIONS USED • 1/3

NON-ROSTER INVITEE

CAREER: Gibaut (pronounced jih-BOH) enters his first full season in the Texas organization after being acquired in a mid-season trade with Tampa Bay on 7/28/19...after he was non-tendered on 12/2/19, the right-hander was signed to a minor league contract on 12/19/19 and is in Major League spring training camp as a non-roster invitee...saw his first MLB action with the Rangers and Rays in 2019, and enters 2020 seeking a spot in the Texas bullpen...the reliever has produced a career 17-9 record and 2.44 ERA in 161 games/1 start over five minor league seasons...has spent the majority of the last two seasons at the Triple-A level, earning International League mid-season All-Star honors with Durham in 2018...prior to being traded to the Rangers, the Houston native had spent his entire professional career in the Rays system after he was selected by Tampa Bay in the 11th round of the 2015 June draft out of Tulane University.

2019: Acquired by Texas from Tampa Bay in exchange for a player to be named or cash considerations on 7/28...went 1-1, 5.65 (9 ER/14.1 IP) in 10 G with the Rangers and Rays in 1st ML action...was DFA while on option at Durham on 7/23 ahead of the trade...made ML debut on 7/12 at BAL w/ TB (2.0 IP, 2 R-ER)...had 2 stints with Texas: 8/16-21 and 9/1-end of season...earned 1st ML win on 9/11 vs. TB w/ TEX (2.0 SHO IP)...permitted runs in 5 of 10 G, with opponents going 12-for-51 (2.35)...combined to go 1-2, 4.50 (9 ER/18.0 IP) with 15 BB/23 SO over 19 G/1 GS in the minors with Nashville, Durham, and Charlotte (A+)...missed the first 2 months of the season with a right lat strain and was activated on 6/4...was non-tendered prior to the 12/2 deadline and signed by Texas to a minor league contract on 12/19.

2018: Spent the entire season with Durham, recording career bests in ERA (2.09) and saves (14) while being named an

International League mid-season All-Star...his 14 saves ranked 4th in the IL and led the Tampa Bay farm system...also ranked 3rd among International League relievers with a 12.05 SO/9 rate...opponents batted .258 (32-124), .239 (16-67) by RHB and .281 (16-57) by LHB...was scoreless in 20 of 29 G...no runs allowed in 2 G in postseason, helping Bulls win a 2nd consecutive Governors' Cup...pitched in the Triple-A National Championship Game vs. Memphis (STL)...ranked by *Baseball America* as No. 18 prospect in Rays system following season...**2017:** Finished 7-1, 2.21 (15 ER/61.0 IP) with 12 saves and .174 opp. BA over 48 G with Montgomery and Charlotte, earning promotion to Double-A on 4/23...ranked 4th in Rays system in saves...gave up walk-off 2-R HR in Biscuits' decisive Game 5 loss to Chattanooga (MIN) in Southern League semifinals...ranked by *Baseball America* as no. 30 prospect in Rays system after season...**2016:** Combined to go 2-2, 2.53 (16 ER/57.0 IP) in 34 G with Charlotte and Bowling Green...promoted to Charlotte on 4/30...posted 1.16 ERA (7 ER/54.1 IP) over 1st 30 G...**2015:** Began pro career with Princeton (Rookie), averaging 11.53 SO/9 while leading P-Rays relievers with 38 SO.

PERSONAL/AMATEUR: Ian Philip Gibaut...originally drafted by the Rays out of Tulane University...enjoys traveling and hunting...favorite destination is the mountains in Colorado...his father, Russel, is a British expat and the two have made trips to watch the national team in the Rugby World Cup in both Australia and Paris...Russel hails from the island of Jersey in the English Channel, an area of just 36 square miles...he attended Oxford and came to the U.S. as an oil trader, but is now retired in Dallas...his mother, Pam, is Cajun...Ian has lived in Bermuda, Boston and New York in addition to Texas...the family has lived in Houston since he was 8 years old.

CAREER RECORD

YEAR	CLUB	W-L	ERA	G	GS	CG	SHO	SV	IP	H	R	ER	HR	HB	BB-I	SO	WP	BK	AVG
2015	Princeton—1	3-1	2.12	12	0	0	0	1	29.2	23	8	7	2	1	8-0	38	3	0	.213
2016	Bowling Green	1-0	0.93	7	0	0	0	1	9.2	6	2	1	0	0	1-0	18	2	0	.171
	Charlotte	1-2	2.85	27	0	0	0	3	47.1	45	20	15	2	2	19-0	45	3	0	.253
2017	Charlotte	1-0	2.16	5	0	0	2		8.1	5	2	2	0	0	1-0	14	0	0	.172
	Montgomery	6-1	2.22	43	0	0	10		52.2	33	21	13	6	5	26-1	63	6	1	.174
2018	Durham	4-3	2.09	48	0	0	14		56	35	18	13	3	4	21-1	75	4	0	.181
2019	Charlotte	0-1	0.00	2	0	0	0		2	5	6	0	1	1	1-0	1	0	0	.417
	Durham	1-0	3.48	11	1	0	4		10.1	7	4	4	0	1	10-0	16	1	0	.189
	Tampa Bay	0-0	9.00	1	0	0	0		2.0	1	2	2	0	0	2-0	2	0	0	.167
	Nashville—2	0-1	7.94	6	0	0	0		5.2	8	5	5	0	0	4-0	6	0	1	.333
	Texas—3	1-1	5.11	9	0	0	0		12.1	11	7	7	1	1	8-1	14	1	0	.244
MAJOR TOTALS		1-1	5.65	10	0	0	0	0	14.1	12	9	9	1	1	10-1	16	1	0	.235
MINOR TOTALS		17-9	2.44	161	1	0	0	35	221.2	167	86	60	14	14	91-2	276	19	2	.207

* Led league # Tied for league lead


- 1- Selected by Tampa Bay in the 11th round of the 2015 June draft...signed by Rickey Drexler.
- 2- Acquired by Texas from Tampa Bay in exchange for a player to be named later or cash considerations on July 28, 2019.
- 3- Became a free agent on December 2, 2019...re-signed with Texas on December 19, 2019.

CAREER FIELDING

P	PCT	G	PO	A	E	TC	DP
Totals	1,000	10	1	1	0	2	0

CAREER HIGHS

Innings: 2.0, 4x, last Sept. 11, 2019 vs. TB
Strikeouts: 3, Aug. 17, 2019 vs. MIN
Walks: 2, 4x, last Sept. 25, 2019 vs. BOS



RHP #44

KYLE GIBSON

R BATS **R** THROWS
6'6" **215**_{lbs}
 HEIGHT WEIGHT
32
 OPENING DAY AGE

BORN • Oct. 23, 1987 in Greenfield, IN

RESIDES • Villa Ridge, MO

ACQUIRED • Signed as a free agent on Dec. 6, 2019

CONTRACT STATUS • Signed through 2022

SERVICE TIME • 6.039 **OPTIONS USED** • 2/3

CAREER: The 32-year-old Gibson was signed to a 3-year contract through 2022 on 12/6/19...tied a career high with 13 wins for the A.L. Central Division champion Minnesota Twins last season despite being bothered much of the season by an ulcerative colitis condition...has won 65 games for the Twins over the last 6 seasons with 10-or-more victories 5 times in that span and has recorded six consecutive years of 25-or-more starts...was Minnesota's 2015 pitcher of the year...had spent his entire 10-year pro career in the Twins organization after being selected in the first round (22nd overall) of the 2009 June draft out of the University of Missouri.

THE LEADERBOARD: His 136 groundball double plays induced since the start of 2014 are the most of any MLB pitcher (see chart)...owns a 52.6% groundball percentage over his 6 full Major League seasons beginning 2014, 7th-best among MLB pitchers over that span (min. 600.0 IP)...is one of 7 A.L. pitchers to post at least 5 10-win seasons from 2014-19...joined Jake Odorizzi, Rick Porcello, and Chris Sale as the only A.L. pitchers with 25+ starts in each of last 6 seasons.

MAJOR LEAGUE LEADERS, DOUBLE PLAYS INDUCED, 2014-19

NO.	PITCHER	TEAM(S)
136	Kyle Gibson	MIN
130	Dallas Keuchel	HOU-ATL
118	Martin Perez	TEX-MIN
115	Mike Leake	CIN-SF-STL-SEA-ARI
110	Cole Hamels	PHI-TEX-CHC
105	Tanner Roark	WAS-CIN-OAK

AMERICAN LEAGUE LEADERS, 10+ WIN SEASONS, 2014-19

NO.	PITCHER	TEAM(S)
6	Masahiro Tanaka	NY Yankees
5	Kyle Gibson	MIN
5	J.A. Happ	TOR-SEA-PIT-NYY
5	Rick Porcello	DET-BOS
5	Chris Sale	CWS-BOS
5	Justin Verlander	DET-HOU

A RANGERS TRIO: Gibson's 356.2 innings in 2018-19 are T10th in the A.L. joining new teammates Mike Minor (7th, 365.1) and Lance Lynn (8th, 365.0) on the list...according to Fangraphs, has a total Wins Above Replacement (WAR) figure of 5.2 over the past two seasons, 14th-best among A.L. hurlers, also behind a group that includes Lynn (3rd, 9.5) and Minor (10th, 6.7).

MINNESOTA: Was 67-68, 4.52 in 193 games/188 starts with the Twins from 2013-19...ranks 7th on club's all-time list in games started and is 10th in innings (1087.0), strikeouts (845) and wins (tied)...is one of 9 Twins' pitchers with at least 5 10-win seasons, the first since Johan Santana (5 from 2003-07)...is the all-time Target Field leader in wins (32), losses (36), starts (95), innings (534.1), and strikeouts (417).

2019: In final season with Minnesota ranked 3rd on the staff in wins (13), innings (160.0), strikeouts (160), and starts (29-tied)...set career bests for wins (tied), strikeouts per 9.0 IP (9.00), strikeouts per walk (2.86), and swing-and-miss percentage (29.5%)...his 52.9 groundball percentage ranked 6th in MLB among pitchers with at least 150.0 innings pitched, trailing only OAK's Brett Anderson (55.5%) in the A.L....had the league's 14th best winning percentage at career-best .650...was 13-7, 4.89 (84 ER/154.2 IP) in 29 starts with a 3.38 ERA (2 ER/5.1 IP) in 1st 5 MLB relief appearances...his 1st 174 big league outings were starts before working in relief on 6/25/19 vs. TB, pitching 17th inning of 18-inning Twins loss.

SUMMARY: Had a 7.36 ERA (12 ER/14.2 IP) in season's first 3 starts before going 6-2, 2.64 (14 ER/47.2 IP) in his next 8 games...had a 5.55 ERA (15 ER/24.1 IP) and a 2-2 record in next 4 starts, then was 3-0 3.47 (14 ER/36.1 IP) over 8 games/7 starts through 8/3...at that point was 11-4, 4.02 but finished 2-3, 7.54 (31 ER/37.0 IP) in final 11 games/7 starts...was 2-2, 7.18 (21 ER/26.1 IP) in first 5 starts of that span before going on 10-day IL on 8/31...returned on 9/9 and was 0-1, 8.44 (10 ER/10.2 IP) in 6 games/2 starts the rest of the season...won season high 4 straight decisions over 8 starts, 6/25-8/3.

ILLNESS: Was stricken with bout of E. Coli during an offseason missionary trip to Haiti and the Dominican Republic that delayed start of 2019 spring training preparation...recovered in time to start season's 5th game on 4/3 at KC and did not miss a turn until going on 10-day IL on 8/31 due to an ulcerative colitis condition that would limit him for the duration of the season...was activated on 9/10 with 4 of his final 6 outings coming in relief...spent the off-season continuing to rehab and build up strength.

2019 NOTES: Lone appearance in ALDS vs. NYY came in relief in game 1 at Yankee Stadium (1.0 IP, 1 H, 3 R-ER, 3 BB, 1 SO)...Worked 6.0 or more IP 12 times with season high 8.0 IP on 6/14 vs. KC...has made 100 starts since last CG on 8/17/16 at ATL...opponents batted .275, .262 vs. RHP and .288 vs. LHP...recorded career-high 11 strikeouts, 5/8 at TOR...received 127 runs of support in his 29 starts, 10th most in A.L....reached 1000.0 career innings in MLB, 6/14 vs. KC.

2018: Set career highs for innings pitched (196.2), strikeouts (179), ERA (3.62), quality starts (18), and starts (32-tied)...ranked first on Twins in IP, ERA, and quality starts, tied for first in starts, and was 2nd in strikeouts...induced 23 GDPs,

T2nd most in A.L....received just 4.12 runs per start, 4th lowest among league starters...won season's 1st start on 3/31 at BAL to increase winning streak to career best 7 straight decisions... was 3-2, 2.76 in 5 starts in September with A.L.'s 9th best ERA for the month...received the Charles O. Johnson Award for Most Improved Twin and the Mike Augustin Media Good Guy Award, both voted by the Twin Cities Chapter of the BBWAA...**2017**: Ranked 2nd on staff in innings pitched (158.0) and starts (29) and was 3rd in wins (12) and strikeouts (121)...was supported with 138 runs, tied with CLE's Carlos Carrasco for the most in baseball and 7.86 run support average led MLB starters (min. 150.0 IP)...his 26 GDPs were T3rd in A.L....went 0-4, 8.20 in first 6 starts and was optioned to Rochester (AAA) on 5/4...made two starts for the Red Wings and was recalled on 5/22...returned to Rochester for 2nd stint from 7/24-8/5...upon return was 6-0, 2.92 in 8 starts the rest of the year...was not on active roster for A.L. Wild Card Game vs. NYY...**2016**: Was 2nd in innings pitched (147.1), and 3rd in starts (25) and strikeouts (104)...had 21 GIDPs, T5th in A.L....was 0-3, 6.10 in 4 starts to begin season before going on 15-day DL on 4/26 with a right shoulder strain... made 3 starts on rehab assignment at Ft. Myers (High-A) and Rochester before being activated on 6/10...overall, started 0-5 for MIN before victory on 6/28 at CWS.

2015: Named Twins Pitcher of the Year by local BBWAA chapter...topped staff in innings pitched (194.2), starts (32), strikeouts (145), and quality starts (17) and T2nd in wins (11)... was the only MLB pitcher to record multiple scoreless innings streaks of 19.0+ IP: 20.0 IP, 4/26-5/12 and 19.2 IP, 8/8-19...was 8-6, 2.85 in 18 starts before the All-Star break, the 4th lowest ERA by a Twins starter at that point (80.0+ IP) since 1992... went just 3-5, 5.72 the rest of the year...**2014**: In first full MLB season, ranked 2nd on Twins staff in wins (13), starts (31), innings pitched (179.1) and placed 3rd in strikeouts (107)... allowed just 12 home runs, T3rd-fewest in A.L. (170.0+ IP)... posted a 0.60 home run-per-9.0 IP ratio, 7th-lowest in the A.L. and had a 2.32 groundball-per-flyball ratio, the league's 4th-highest...was 3-0, 0.93 in season's first 3 starts, the 4th Twins pitcher since 1961 to win season's first 3 starts with ERA below 1.00: Bill Krueger in 1992 (0.75) and Francisco Liriano in 2006 (0.56)...had career best 22.0 scoreless inning streak from 6/2-18, the 5th-longest in club history for a starter...singled off Matt Garza for first MLB hit, 6/2 at MIL...**2013**: Opened at Rochester, going 7-1, 3.01 in 15 starts to earn promotion to MIN on 6/25... defeated KC in MLB debut on 6/29 at Target Field (6.0 IP, 8 H, 2 R-ER, 0 BB, 5 SO), just the 3rd Twin to win MLB debut with 5+ strikeouts: Bert Blyleven, 6/5/70 at WAS and Darrell Jackson, 6/16/78 vs. DET...was 1-4 in next 9 starts and was optioned to Rochester on 8/19 at 2-4, 6.53...made 2 starts with the Red Wings to finish the season...was named as the RH starter on MiLB.com Twins organizational All-Star team.

2012: Missed first half of season while continuing rehab from ligament transplant surgery in right elbow on 9/7/11...made first start on rehab assignment at Gulf Coast Twins (Rookie) on 7/10 and combined to go 0-2, 4.13 in 13 games/11 starts between GCL Twins, Fort Myers, and Rochester...pitched for Peoria Javelinas in the Arizona Fall League, going 3-2, 5.40 in 6 starts...named to AFL's Top Prospect team and was ranked as 4th best prospect in the AFL by *Baseball America*...ranked 4th best prospect and best slider in the Twins system by *Baseball America* entering the 2013 season...**2011**: Was 3-8, 4.81 in 18 starts at Rochester...

named International League pitcher of the week for 5/23-29... selected to Team USA for All-Star Futures Game at Chase Field in ARI (1.1 IP, 2 H, 0 R)...placed on disabled list on 8/2 and had ligament transplant surgery on right elbow on 9/7...**2010**: Was selected as the Twins minor league pitcher of the year, going 11-6, 2.96 in 26 starts between Fort Myers, New Britain (AA), and Rochester...was 4-1, 1.87 in 7 starts at Fort Myers... earned Florida State League pitcher of the week honors, 5/3... was promoted to New Britain on 5/11 and was 7-5, 3.68 in 16 starts...named Twins minor league pitcher of the month for May (5-0, 1.62)...pitched in Eastern League All-Star Game...was promoted to Rochester on 8/12 and had a 1.72 ERA in 3 starts before going on DL with left ankle sprain on 8/26...was ranked the top prospect in the Twins organization by *Baseball America* entering the 2011 season...**2009**: Did not pitch after signing with MIN on 8/17...was ranked as the 3rd best prospect in the Twins system by *Baseball America* entering 2010.

AMATEUR BACKGROUND: Pitched 3 seasons at the University of Missouri in Columbia, going 28-10, 3.66 in 63 games/29 starts...was 11-3, 3.21 with 5 complete games in 2009 and set school record for strikeouts in a season (131)... was named *Baseball America* All-American 2nd team, All-Big 12 Conference first team, and a Golden Spikes Award semifinalist... was selected to the All-Big 12 honorable mention team in 2007 (8-3, 4.12) and 2008 (9-4, 3.84)...ranked as 3rd-best prospect in Cape Cod League by *Baseball America* in summer of 2007... pitched for USA Baseball Collegiate national team in the summer of 2008 and led team in wins (5)...earned the win for Team USA in 1-0 victory over Japan in the 2007 FISU World Championships gold medal game...pitched junior and senior years at Greenfield-Central High School in Greenfield, IN (graduated 2006) after transferring from Cathedral High School and was 15-8 those 2 years...named Hoosier Heritage Conference and Hancock County Player of the Year in 2006...was a 2-time Indianapolis Star All-East team selection.

COMMUNITY: Was very active as a member of the Twins Community Fund Board the last several years...was the recipient of the 2017 Carl R. Pohlad Community Service Award, selected by the Twins Community Fund Board of Directors and was the 2019 Twins nominee for the Roberto Clemente Award... is involved with Cheerful Givers, an association that supports helping children in need, providing gifts to disadvantaged children...annually hosted a fantasy football league to benefit various charities including the Twins Community Fund and Big League Impact...established a community ticket program that provided Twins tickets to Christian and inner-city youth groups... hosted local Christian organizations for special meet and greet at Target Field and provided tickets for every Twins Tuesday home game in 2019...this past season raised funds through Big League Impact ALL WIN campaign, impacting The Sheridan Story, Tandem...also hosted the Grand Slam Dinner benefitting the Boys & Girls Clubs of the Twins Cities and the inaugural Big League Impact "Swing for Impact" Topgolf event.

PERSONAL: Kyle Benjamin Gibson...is married to the former Elizabeth Straatmann and has 2 daughters, Hayden Leigh (3/6/14) and Rossilyn (9/5/19), and a son Mills (12/29/16)... was a communications major at the University of Missouri... was selected by PHI in the 36th round of the 2006 June draft but did not sign.

GIBSON CONTINUED

FRONT OFFICE

COACHES

GIBSON

2019 REVIEW

OPPONENTS

RECORDS

DEVELOPMENT

MEDIA

CAREER RECORD

YEAR	CLUB	W-L	ERA	G	GS	CG	SHO	SV	IP	H	R	ER	HR	HB	BB-I	SO	WP	BK	AVG
2010	Fort Myers—1, 2	4-1	1.87	7	7	1	1	0	43.1	33	11	9	2	2	12-0	40	2	0	.213
	New Britain	7-5	3.68	16	16	1	0	0	93.0	91	39	38	5	4	22-0	77	3	0	.259
	Rochester	0-0	1.72	3	3	0	0	0	15.2	12	5	3	0	1	5-0	9	1	0	.214
2011	Rochester	3-8	4.81	18	18	0	0	0	95.1	109	57	51	11	1	27-1	91	5	0	.282
2012	GCL Twins	0-0	2.45	9	7	0	0	0	14.2	9	4	4	1	0	4-0	16	1	0	.176
	Fort Myers	0-0	2.57	2	2	0	0	0	7.0	6	2	2	1	1	1-0	7	0	0	.231
2013	Rochester	0-2	9.45	2	2	0	0	0	6.2	11	7	7	1	0	1-0	10	0	0	.367
	Rochester	7-5	2.92	17	17	2	2	0	101.2	85	36	33	5	0	33-0	87	3	0	.227
	Minnesota	2-4	6.53	10	10	0	0	0	51.0	69	38	37	7	5	20-0	29	4	0	.327
2014	Minnesota	13-12	4.47	31	31	0	0	0	179.1	178	91	89	12	2	57-0	107	11	0	.258
2015	Minnesota	11-11	3.84	32	32	1	0	0	194.2	186	88	83	18	7	65-6	145	7	0	.252
2016	Minnesota—3	6-11	5.07	25	25	1	0	0	147.1	175	89	83	20	4	55-3	104	9	0	.298
	Fort Myers	0-0	0.96	2	2	0	0	0	9.1	9	1	1	0	0	1-0	8	1	0	.273
2017	Rochester	1-0	1.50	1	1	0	0	0	6.0	7	2	1	0	0	3-0	2	0	0	.292
	Minnesota	12-10	5.07	29	29	0	0	0	158.0	182	93	89	24	6	60-0	121	4	0	.292
2018	Rochester	1-2	2.08	3	3	0	0	0	17.1	13	4	4	1	0	5-0	23	0	0	.206
	Minnesota	10-13	3.62	32	32	0	0	0	196.2	177	88	79	23	4	79-2	179	8	0	.241
2019	Minnesota—4, 5	13-7	4.84	34	29	0	0	0	160.0	175	99	86	23	7	56-0	160	8	0	.275
MAJOR TOTALS		67-68	4.52	193	188	2	0	0	1087.0	1142	586	546	127	35	392-11	845	51	0	.271
MINOR TOTALS		23-23	3.36	80	78	4	3	0	410.0	385	168	153	27	9	114-1	370	16	0	.248

* Led league # Tied for league lead

- 1- Selected by Philadelphia in the 36th round of the 2006 June draft...did not sign.
- 2- Selected by Minnesota in the 1st round (22nd overall) of the 2009 June draft...signed by J.R. DiMercurio.
- 3- On injured list, April 23-June 9, 2016, with right shoulder strain...included rehab assignments with Fort Myers, May 20-June 4, and Rochester, June 5-9.
- 4- On injured list, Sept. 1-10, 2019, with ulcerative colitis.
- 5- Signed by Texas as a free agent on Dec. 6, 2019.

POSTSEASON RECORD

SERIES	CLUB	W-L	ERA	G	GS	CG	SHO	SV	IP	H	R	ER	HR	HB	BB-I	SO	WP	BK	AVG
2019 ALDS	MIN vs. NYY	0-0	27.00	1	0	0	0	0	1.0	1	3	3	0	0	3-0	1	0	0	.250

CAREER FIELDING

P	PCT	G	PO	A	E	TC	DP
Totals	.988	193	105	145	3	253	17

CAREER HIGHS

- Innings: 9.0**, Aug. 17, 2016 at ATL
- Relief Innings: 2.0**, Sept. 24, 2019 at DET
- Low-Hit CG: 6**, Sept. 8, 2015 at KC (8.0 IP)
- Strikeouts: 11**, May 8, 2019 at TOR
- Walks: 6**, Aug. 8, 2019 vs. CLE
- Winning Streak: 7**, Aug. 22, 2017-March 31, 2018
- Lossing Streak: 6**, Sept. 18, 2016-May 4, 2017



RHP #41

NICK GOODY

R BATS
R THROWS
5'11" HEIGHT
200^{lbs} WEIGHT
28 OPENING DAY AGE

BORN • July 6, 1991 in Orlando, FL

RESIDES • Orlando, FL

ACQUIRED • Received off waivers from Cleveland on Nov. 26, 2019

CONTRACT STATUS • Signed through 2020

SERVICE TIME • 3.105 **OPTIONS USED** • 3/3

CAREER: The 28-year-old Goody was claimed on release waivers from CLE on 11/26 and was placed on the Rangers Major League roster on 12/2 after accepting the assignment... posted a 3.54 ERA in 39 relief appearances with the Indians over the final 4 months of 2019...pitched in just 12 games with CLE in 2018 due to right elbow issues that finally required surgery on 8/31...established career bests with 56 games and 54.2 IP for the Indians in 2017...was a 6th round selection by NYY in the 2012 June draft and made MLB debut with the Yankees in 2015...has fanned 10.86 batters per 9.0 IP in his big league career (171 SO/141.2 IP)...the native of Orlando, FL pitched one season at LSU before being drafted by NYY.

2019: Was recalled from Columbus (AAA) on 6/5 and went 3-2, 3.54 in 39 relief appearances with CLE the rest of the season... ranked 4th on the staff in holds (10) and T6th in games and set career best for wins (3)...recorded 50 strikeouts in 40.2 innings and held opponents to a .201/.301/.389/.690 batting line...opponent batting average splits were .188 vs. RHB and .226 vs. LHB...issued runs 10 times with 15 of 39 first batters reaching base...allowed 9 of 19 inherited runners to score... was designated for assignment by the Indians 11/20 and placed on unconditional release waivers on 11/22.

SUMMARY: Had a 4.15 ERA (4 ER/8.2 IP) in first 7 games after recall on 6/5...issued just 2 unearned runs in 20.0 IP in his next 17 outings, lowering his ERA to 1.26...did not allow a run over 14.0 innings and 12 games from 6/14-8/11...posted a 9.00 ERA (12 ER/12.0 IP) in his last 15 appearances with a 12.00 (8 ER/6.0 IP) figure in the final 8 games beginning 9/4...allowed 4 ER in 0.2 IP in last outing on 9/27 at WAS to raise ERA from 2.70 to 3.54...had season highs of 2.0 IP 5 times and 3 strikeouts on 8 occasions...was 3-0 over 9 appearances, 7/16-8/7.

COLUMBUS: Had a 12.51 ERA (19 ER/31.2 IP) in season's first 13 outings with the Clippers, allowing runs in 12 of those in first action since May 2018...had a 1.69 ERA (2 ER/10.2 IP) in his final 8 games with 5.0 scoreless innings in his last 3 games... opp. batting average was .286, .209 vs. LHB and .345 vs. RHB.

2018: Opened season in the CLE bullpen...worked 4.2 scoreless innings in his first 4 games and had a 1.13 ERA (1 ER/8.0 IP) in first 8 contests through 4/25...allowed runs in each of last 4 appearances (8 ER/3.2 IP)...was removed on 5/3-G1 vs. TOR after 4 batters and 12 pitches with right elbow discomfort and was placed on 10-day DL the following day... was transferred to 60-day DL on 5/31...progressed to throwing bullpens and live batting practice in CLE before transferring his rehab to Arizona in early August...was shut down on 8/20 due to continued soreness in the elbow...underwent right elbow arthroscopic debridement on 8/31 in Arlington, TX...Dr. Keith Meister performed a debridement of elbow and removed a small bone spur during the procedure...**2017:** Ranked 4th on the

Indians staff in appearances (56), while also setting career highs for innings (54.2) and strikeouts (72)...ranked among the A.L. relief leaders (50.0+ IP) in strikeouts per 9.0 IP (15th, 11.85), opponent batting average (17th, .198), and ERA (20th, 2.80)... opened season with 3 appearances at Columbus before recall on 4/14...issued one unearned run in 20.1 IP in first 17 games with the Indians, including career best 15.0 innings scoreless streak in 13 games, 4/30-6/1...recorded first MLB win on 6/17 at MIN with career-high 5 strikeouts on 7/30 at CWS...was not on CLE's ALDS roster.

2016: Appeared in 27 games over 4 different stints with NYY (4/22-6/26, 7/9-21, 8/1-11 and 9/2-10/2) in final season in Yankees organization...worked a career-high 3.1 innings on 5/13 vs. CWS...pitched at least 1.0 IP in all 18 appearances at Scranton/Wilkes-Barre (AAA)...**2015:** Posted a 1.73 ERA in 29 games at Trenton (AA) and was promoted to Scranton/Wilkes-Barre on 7/7...went on to appear in 7 games with the Yankees over 5 stints in season's 2nd half (7/25-28, 7/30-8/1, 8/12-13, 8/26 and 9/6-10/4)...made MLB debut on 7/30 at TEX, fanning Robinson Chirinos to end bottom of 8th inning as first batter faced in majors...**2014:** Was 2-3, 4.60 in 27 games/4 starts between Tampa (High-A) and Trenton...opened season on DL while continuing rehab from 2013 right elbow surgery...was sent to Tampa on 5/6 and went 2-0, 2.35 in 12 games/4 starts before promotion to Trenton on 6/20...**2013:** Made just 2 appearances for Tampa before going on DL on 4/10...had season-ending ligament transplant surgery on right elbow on 4/16...**2012:** Combined to go 1-2, 1.13 with 7 saves in 23 relief appearances with Staten Island (Short Season-A), Charleston (Low-A) and Single-A Tampa...recorded 52 strikeouts in 31.0 IP.

AMATEUR BACKGROUND: Pitched 2012 season at Louisiana State University in Baton Rouge, going 1-2, 2.67 with 11 saves, 3rd most in the SEC...spent previous 2 years at the State College of Florida in Bradenton...was the Suncoast Conference Pitcher of the Year and a JUCO All-American in 2011 with a 6-2 record, 1.29 ERA and 114 strikeouts in 84.0 innings...pitched in the Florida Collegiate League in summer of 2010 and Northwoods League in summer of 2011...was selected by NYY in the 22nd round of 2011 June draft but did not sign...pitched and played shortstop at University High School in Orlando, FL (graduated 2009)...was a 4-year baseball letter winner and had a 4.2 GPA.

PERSONAL: Nicholas Gunnar Goody...he and his wife, Katelyn have a son Braxton Gunnar...his favorite pro athlete as a youngster was Chipper Jones with the Atlanta Braves being his favorite pro team...was influenced most by his mother, Cheryl Bunker and State College of Florida Coach Tim Hill... participated in the Texas Rangers 2020 Winter Caravan.

FRONT OFFICE

COACHES

GOODY

2019 REVIEW

OPPOSITION

RECORDS

DEVELOPMENT

MEDIA

CAREER RECORD

YEAR	CLUB	W-L	ERA	G	GS	CG	SHO	SV	IP	H	R	ER	HR	HB	BB-I	SO	WP	BK	AVG
2012	Staten Island—1, 2	0-0	0.00	3	0	0	0	1	3.1	1	0	0	0	0	1-0	5	0	0	.091
	Charleston	1-2	1.09	17	0	0	0	6	24.2	15	3	0	1	7-0	40	0	0	.174	
	Tampa	0-0	2.25	3	0	0	0	0	4.0	4	1	1	0	0	1-0	7	1	0	.250
2013	Tampa	1-0	3.00	2	0	0	0	0	3.0	2	1	1	1	0	2-0	3	1	0	.182
	Tampa	2-0	2.35	12	4	0	0	0	15.1	10	4	4	1	1	5-0	27	1	0	.182
2014	Trenton	0-3	6.75	15	0	0	0	0	16.0	20	12	12	3	0	10-2	19	1	0	.313
	Trenton	1-1	1.73	29	0	0	0	4	41.2	29	8	8	2	2	14-0	59	2	0	.190
	Scranton/Wilkes-Barre	1-1	1.31	14	0	0	0	4	20.2	14	4	3	0	0	7-0	25	3	0	.192
2015	New York-AL	0-0	4.76	7	0	0	0	0	5.2	6	3	3	0	1	3-0	3	0	0	.273
	Scranton/Wilkes-Barre	0-1	1.93	18	0	0	0	5	23.1	12	5	5	4	0	4-1	35	2	0	.146
2016	New York-AL—3	0-0	4.66	27	0	0	0	0	29.0	30	15	15	7	1	12-1	34	0	0	.265
	Columbus	1-0	0.00	3	0	0	0	0	4.1	2	0	0	0	1	1-1	10	0	0	.133
	Cleveland	1-2	2.80	56	0	0	0	0	54.2	39	20	17	7	3	20-2	72	4	0	.198
2018	Cleveland—4	0-2	6.94	12	0	0	0	0	11.2	15	9	9	4	1	5-1	12	1	0	.288
	Columbus	0-1	7.77	21	0	0	0	0	24.1	28	23	21	8	2	13-1	34	3	0	.286
2019	Cleveland—5	3-2	3.54	39	0	0	0	0	40.2	30	18	16	7	0	22-1	50	0	0	.201
	MAJOR TOTALS	4-6	3.81	141	0	0	0	0	141.2	120	65	60	25	6	62-5	171	5	0	.225
MINOR TOTALS		7-9	2.89	137	4	0	0	20	180.2	137	61	58	19	7	65-5	264	14	0	.206

* Led league # Tied for league lead

- 1- Selected by New York-AL in the 22nd round of the 2011 June draft...did not sign.
- 2- Selected by New York-AL in the 6th round of the 2012 June draft...signed on June 14, 2012.
- 3- Acquired by Cleveland from New York-AL in exchange for a player to be named later (RHP Yoiber Marquina) on Dec. 20, 2016.
- 4- On injured list, May 3, 2018-end of season, with right elbow strain.
- 5- Acquired by Texas off release waivers from Cleveland on Nov. 26, 2019.

CAREER FIELDING

P	PCT	G	PO	A	E	TC	DP
Totals	.846	141	2	9	2	13	1

CAREER HIGHS

Innings: 3.1, May 13, 2016 vs. CWS
Strikeouts: 5, July 30, 2017 at CWS
Walks: 2, 11x, last Sept. 27, 2019 at WAS
Winning Streak: 3, July 16-Aug. 7, 2019
Lossing Streak: 4, July 9, 2017-May 1, 2018



RHP #46

TAYLOR GUERRIERI

R BATS R THROWS

6'3" HEIGHT 225 lbs WEIGHT

27 OPENING DAY AGE

BORN • Dec. 1, 1992 in Augusta, GA

RESIDES • Vero Beach, FL

ACQUIRED • Signed as a minor league free agent on Jan. 22, 2019

CONTRACT STATUS • Signed through 2020

SERVICE TIME • 0.133 OPTIONS USED • 3/3

NON-ROSTER INVITEE

CAREER: Last name is pronounced guh-RARE-ee...the 27-year-old right-hander returns to Texas after seeing his 1st extended big league action with the Rangers in 2019...originally signed by the club as a minor league free agent on January 22, 2019, Guerrieri spent the latter half of the season in the Texas bullpen following a near 4-month stint at Triple-A...has reached the big leagues in back-to-back seasons and owns a 5.50 ERA and a 1.694 WHIP over 29 Major League appearances with Toronto (2018) and Texas (2019)...in his minor league career, has posted a 2.93 ERA, 1.153 WHIP, and 2.92 strikeout-to-walk ratio over 8 professional seasons and 455.1 innings...has pitched almost exclusively in relief over the past 2 seasons after working primarily as a starter during his first 6 years as a pro...rated a top 100 prospect in baseball before the 2012 and 2013 seasons by both *Baseball America* and MLB.com...the South Carolina native was originally selected by Tampa Bay in the 1st round (24th overall) of the 2011 June draft.

TEXAS: After spending the season's first 3 months with Triple-A Nashville, Guerrieri had his contract selected on July 16 and spent the duration of the campaign in the Texas bullpen,

posting no record with a 5.81 ERA (17 ER/26.1 IP), 1.823 WHIP, 9.2 SO/9, and 7.5 BB/9...had 3 holds, no save chances, and the most appearances of any TEX pitcher in 2019 without a decision (20)...allowed one of 10 inherited runners to score...TEX was 5-15 in games in which he appeared...registered the 2nd-highest GB pct. (55.6%) among Ranger relievers with at least 20.0 IP...made his Texas debut on 7/16 vs. ARI (0.1 IP, 2 H, 4 R-ER), but would post a 1.35 ERA (3 ER/20.0 IP) over his next 12 appearances from 7/17-8/30...held opponents to a .188/.300/.362/.662 slash line over those 12 G with 10 BB/23 SO...had a 15.00 ERA (10 ER/6.0 IP) over 7 outings in September to finish with a 5.81 ERA...set single-game highs with 3.0 IP on both 8/10 at MIL and 8/15 vs. MIN...career-best 4 SO on both 7/17 vs. ARI and 8/18 vs. MIN.

NASHVILLE: Opened the season at Triple-A where opposing batters slashed .265/.342/.324/.666...owned reverse splits as left-handed batters hit .220 compared to .291 mark by right-handers...surrendered 0.25 home runs per 9 innings, lowest rate on Sounds' staff and 4th-lowest among Pacific Coast League pitchers (min. 30.0 IP) at the time of his call-up...had a 0.96 ERA

GUERRIERI CONTINUED

(2 ER/18.2 IP) over final 11 outings with Nashville from 6/2-7/12, striking out 27 and walking just 7 during that stretch...spent time on the injured list from 4/22-5/11 with right calf contusion.

2018: Recalled by TOR on 9/1 and posted no record with a 4.66 ERA (5 ER/9.2 IP), 1.345 WHIP, 7.4 SO/9, and .243 opp. BA over 9 relief outings in 1st ML action...had a 58.6% GB pct w/ Jays... had no save chances, no holds, 5 games finished, and allowed 4 of 8 inherited runners to score...all 9 outings were Jays losses, and club was trailing every time he took the ball...made MLB debut on 9/1 at MIA (2.0 IP, 1 H, 0 R)...pitched 4 times against the Rays, his original organization (4.0 IP, 5 H, 5 R-ER), and posted 5.2 SHO IP against all other opponents...permitted just one XBH, a Ji-Man Choi HR on 9/3 vs. TB...spent balance of season at Buffalo (AAA), going 2-2, 5.18 in 23 G/7 GS with 1.570 WHIP and 6.4 SO/9...made 6 straight starts from 5/20-6/17, but was on DL from 6/21-7/23 with right forearm strain, and pitched exclusively in relief the rest of the way...became a free agent when TOR assigned him outright to Buffalo on 11/2...**2017:** Missed almost the entire campaign, his final season in the Rays system, with a right elbow strain suffered in his 2nd start on 4/13 vs. Charlotte...made 2 starts in his 1st career Triple-A action... was recalled and added to Rays 60-day DL on 9/5...acquired by TOR in a 11/6 waiver claim...**2016:** In the only completely healthy full season as a pro, set career highs in most categories at Montgomery (AA)...career bests in wins (12), starts (26), innings (146.0), and strikeouts (89)...had 1.205 WHIP and averaged 5.5 SO/9...tied for organization and Southern League lead in wins...ranked among SL leaders in innings (3rd), opp. BA (4th, .239), and starts (T4th)...1st pro save on 8/11 vs. Mobile when he followed Chase Whitley's rehab start...ranked by *Baseball America* as Rays' no. 17 prospect following the season...**2015:** Combined to go 5-3, 1.85 (16 ER/78.0 IP) in 20 G/18 GS with 1.077 WHIP for Charlotte (High-A) and Montgomery in his return from 'Tommy John' surgery...began his return on 5/18 in Florida State League and was promoted to Montgomery on 7/28...over final 15 G/GS across both clubs beginning 6/14, compiled a 1.27 ERA with opp. slash line of .207/.270/.287/.557 in that span...ranked by *Baseball America* as no. 7 prospect in Rays organization following the season...ranked by ESPN's Keith Law as the Rays no. 2 prospect behind Blake Snell...was

added to the Rays 40-man roster on 11/20...**2014:** Pitched in only 5 rehab games in 2014, as he did not allow an ER over 9.1 IP for the GCL Rays...began the season by serving a 50-G suspension for a violation of the Minor League Drug Prevention and Treatment Program...**2013:** Entered season ranked 2nd among TB prospects by MLB.com and posted an impressive 3 1/2 months before his year was cut short by 'Tommy John' ligament replacement surgery on 7/24 (Dr. James Andrews)... named to Midwest League midseason All-Star team and the U.S. team for Futures Game at All-Star festivities at NYM's Citi Field (did not appear in either due to injury)...also MWL pitcher of week for 5/13...his 2.01 ERA would have been a league-best if he qualified...also had 0.985 WHIP...at the time of his injury, had a streak of 5 consecutive scoreless starts spanning 24 scoreless innings...ranked by *Baseball America* as no. 3 prospect in Rays system after the season, also tabbed by publication as having best curveball in the organization...ranked by MLB.com as Rays' no. 1 prospect at year's end...**2012:** Earned Topps New York-Penn League Player of the Year honors after posting 1.04 ERA and 0.769 WHIP in 12 G/GS for Hudson Valley in his pro debut...did not walk a RH batter all summer...also named NYPL All-Star...picked by *Baseball America* as no. 1 prospect in NYPL, no. 3 prospect in Rays system, and best control and curveball in organization after the season...also named a MiLB.com organizational All-Star.

AMATEUR: Was the first of 11 Rays selections before the 2nd round in the 2011 June Draft...ranked by *Baseball America* as the no. 10 overall prospect, no. 7 pitcher and best fastball among high school pitchers in the draft...as a senior at Spring Valley (S.C.) High School, went 6-1 with a 1.10 ERA and 72 SO in 51 IP...committed to the University of South Carolina before signing with the Rays...named to the 2011 third-team Preseason *Baseball America* All-American Team.

PERSONAL: Christopher Taylor Guerrieri...his father, Chris, was a placekicker at Alfred University (NY) and led Division II kickers in points per game in 1970...his mother, Cindy, played tennis at the College of Charleston...his older sister, Meredith, is a former Air Force pilot and Vero Beach flight instructor, and she now teaches in Boston.

CAREER RECORD

YEAR	CLUB	W-L	ERA	G	GS	CG	SHO	SV	IP	H	R	ER	HR	HB	BB-I	SO	WP	BK	AVG
2012	Hudson Valley—1	1-2	1.04	12	12	0	0	0	52.0	35	7	6	0	4	5-0	45	3	1	.186
2013	Bowling Green	6-2	2.01	14	14	0	0	0	67.0	54	17	15	5	10	12-0	51	2	0	.225
2014	GCL Rays	0-0	0.00	5	5	0	0	0	9.1	7	3	0	0	0	2-0	10	1	0	.194
2015	Charlotte	2-2	2.14	12	10	0	0	0	42.0	37	14	10	0	2	11-0	44	2	0	.237
	Montgomery	3-1	1.50	8	8	0	0	0	36.0	28	9	6	2	3	8-0	28	2	0	.206
2016	Montgomery	#12-6	3.76	28	26	0	0	1	146.0	130	67	61	11	10	46-0	89	14	0	.239
2017	Durham	1-0	2.89	2	2	0	0	0	9.1	7	3	3	0	1	2-0	12	3	0	.200
2018	Buffalo—2	2-2	5.18	23	7	0	0	0	57.1	68	37	33	8	4	22-0	41	4	0	.294
	Toronto	0-0	4.66	9	0	0	0	0	9.2	9	5	5	1	3	4-0	8	2	0	.243
2019	Nashville—3	1-3	3.47	23	2	0	0	0	36.1	36	15	14	1	1	15-0	39	3	1	.265
	Texas	0-0	5.81	20	0	0	0	0	26.1	26	19	17	3	2	22-0	27	2	0	.263
MAJOR TOTALS		0-0	5.50	29	0	0	0	0	36.0	35	24	22	4	5	26-0	35	4	0	.257
MINOR TOTALS		28-18	2.93	127	86	0	0	1	455.1	402	172	148	27	35	123-0	359	34	2	.236

* Led league # Tied for league lead

- 1- Selected by Tampa Bay in the 1st round (24th overall) of the 2011 June draft...signed by Brad Matthews.
- 2- Acquired by Toronto off waivers from Tampa Bay on Nov. 6, 2017.
- 3- Signed by Texas as a minor league free agent on Jan. 22, 2019.


CAREER FIELDING

P	PCT	G	PO	A	E	TC	DP
Totals	1,000	29	2	1	0	3	0

CAREER HIGHS

Innings: 3.0, 2x, last Aug. 15, 2019 vs. MIN
Strikeouts: 4, 2x, last Aug. 18, 2019 vs. MIN
Walks: 3, 2x, last Sept. 8, 2019 at BAL

RONALD GUZMÁN



1B #11

L
BATS

L
THROWS

6'5"
HEIGHT

235^{lbs}
WEIGHT

25
OPENING DAY AGE

BORN • Oct. 20, 1994 in La Vega, Dominican Republic

RESIDES • La Vega, Dominican Republic

ACQUIRED • Signed as a non-drafted free agent on July 2, 2011

CONTRACT STATUS • Signed through 2020

SERVICE TIME • 1.147 **OPTIONS USED** • 2/3

FRONT OFFICE

COACHES

GUZMÁN

2019 REVIEW

OPINIONS

RECORDS

DEVELOPMENT

MEDIA

CAREER: The 25-year-old Guzmán (pronounced gooz-MAHN) has served as Texas' primary first baseman since making his debut in 2018, and has the most starts (177) by any Ranger at the position over the last two seasons...split the 2019 campaign between the majors and minors in an up and down season that saw him serve as the club's starting first baseman for multiple stretches while also enduring a month-long stint on the injured list...has hit 10+ home runs in each of his first two big league seasons, totaling a .229 batting average over 210 games with Texas...has been lauded for his defensive work, as his 6 runs saved since the start of 2018 rank 2nd among A.L. first basemen behind OAK's Matt Olson...owns a career .993 fielding percentage (11 E/1551 TC)...was consistently rated as a top Rangers prospect during his rise through the Rangers system, capturing Tom Grieve Minor League Player of the Year honors in 2017 and the Defender of the Year award in 2016...has registered a .276 average with 57 home runs and 357 RBI in 641 games over eight minor league seasons...the Dominican Republic native was signed by Texas at age 16 on 7/2/11.

2019: Made 73 total starts at first base (72) and DH (1) over 2 stints with Texas: Opening Day-7/22 and 9/1-end of season...opened the year as the regular first baseman, starting 8 of 1st 9 games and going 6-for-26 (.231) before going on the 10-day injured list on 4/7 with a right hamstring strain...after he was activated on 5/9, went 9-for-49 over next 16 games to drop to .200 on 5/26...batted .270 (13-48) in next 14 games to improve to .228 through 6/11...had a .135 (10-74) mark in next 29 games before option to Nashville on 7/23...was recalled on 9/1 and batted .305 (18-59) with 2 HR and 7 RBI in 19 games/16 GS in final month...tied his career high with a 7-game hitting streak, 9/4-13 at .385 (10-26)...hit just .134 (9-67) vs. LHP...fielded .991 (5 E/582 TC) in 81 games at 1B.

MINORS IN 2019: Combined to bat .296/.379/.496/.875 (40-135) with 6 home runs and 18 RBI over 34 G with Nashville and Frisco...completed a 4-G rehab assignment with Frisco from 5/4-7, going 4-for-18...batted .316/.409/.518/.927 with 5 home runs and 16 RBI over 29 games with Nashville from his 7/23 option and 9/1 recall by Texas, including a .363 (29-80) batting average over his last 20 contests at Triple-A.

2018: Recalled on 4/13 and spent the duration of the season with Texas, aside from a week-long stint on the concussion list from 6/26-7/2...ranked among A.L. rookie leaders in multi-hit games (5th, 23), RBI (6th, 58), walks (6th, 33), HR (T6th, 16), XBH (7th, 36), TB (7th, 161), hits (8th, 91), 2B (T8th, 18), and runs (9th, 49)...his 16 HR were 4th-most by a Texas rookie in the last 20 seasons (1999-2018), trailing only Mark Teixeira (26 in 2003), Nomar Mazara (20 in 2016), and Chris Davis (17 in 2008)...hit 3 HR on 8/10 at NYY, 1st 3-HR game ever by a TEX rookie, and 1st rookie ever (NYY or opponent) with a 3-HR game

at new Yankee Stadium...became youngest (23.294) with a 3-HR game in the Bronx (NYY or opponent) since Mickey Mantle (23.205) on 5/13/55 vs. DET and the 2nd-youngest Ranger ever with a 3-HR game (Juan Gonzalez, 22.231 on 6/7/92 vs. MIN)...hit grand slam on 7/15 at BAL, 1st rookie with a slam for Texas since Roulson Odor on 8/27/14 at SEA...made ML debut on 4/13 at HOU and 1st ML hit was a 9th-inning single off Chris Devenski...**2017:** Named the organization's Tom Grieve Minor League Player of the Year after ranking among the organizational leaders in hits (2nd, 140), RBI (3rd, 62), average (4th, .298), and walks (T5th, 47)...also tabbed Team MVP by the Express after leading the team in average, runs (78), hits, and multi-hit games (38)...posted an .806 OPS, highest since a .808 figure in his first professional season in 2012 with the Arizona Rangers...played in 4 G with Este in the Dominican Winter League from 10/14-20, going 1-for-12...**2016:** Hit a career-best 16 home runs in his 1st season above A-ball...combined to bat .274 (127-463) with 21 doubles, 6 triples, 16 home runs, and 67 RBI over 127 games with Double-A Frisco and Triple-A Round Rock...spent majority of the campaign with Frisco, earning mid-season and postseason All-Star honors in the Texas League...ranked among the TL leaders in batting (2nd, .288), SLG (5th, .477), and OBP (8th, .348)...named the organization's Minor League Player of the Month for May...started at first base for the World Team at the All-Star Futures Game in San Diego and went 0-for-1 with a walk in 2 plate appearances...hit .167 (4-24) over 13 games with Este in the Dominican Winter League...

2015: Had the most RBI (87) and 10th-highest average (.283) among all Texas minor leaguers...established career highs in nearly every offensive category, batting .283 (147-519) over 131 games with Hickory and High Desert...opened season in Hickory for the 3rd straight season, but was promoted to High Desert on 5/7...was named Rangers Minor League Player of the Month for August/September...hit .370 (10-27) with 2 doubles, a triple, a home run, 6 RBI, and a team-high 7 walks in 8 postseason games...was added to the Surprise Saguaros in the Arizona Fall League on 11/2 and batted .259 (7-27) with 2 walks over 7 games...**2014:** Ranked as the 17th-best prospect in the organization by MLB.com...ranked among the South Atlantic League leaders in doubles (T6th, 32)...**2013:** Was limited to 49 games with Hickory due to a pair of stints on the disabled list...opened season on the Hickory disabled list following knee surgery during spring training...was activated from the disabled list on June 3...sustained a season-ending injury on July 30 at Charleston and was on the disabled list from 7/31-end of season with a fractured finger on his right hand...**2012:** Spent 1st professional season with AZL Rangers...tabbed the 12th-best prospect in the Arizona League by *Baseball America*...tied for the league lead in hits (68), while ranking among the circuit's leaders in doubles (T5th, 15) and batting (9th, .321)...**2011:** Did not see official action after signing first pro contract on 7/2.

GUZMÁN CONTINUED

AMATEUR/PERSONAL: Ronald Enmanuel Guzmán... nickname is Condor...participated in the Under Armour All-America Baseball game at Chicago's Wrigley Field on 8/14/10, a contest featuring some of the sport's best prospects...joined former teammate Nomar Mazara on the Dominican Republic

squad that won the Junior Division (14-15) championship in the RBI World Series in Jupiter, Florida in August 2010...graduated from high school at age 16...in 2019, teamed up with Buckner International and donated over 180 pairs of shoes to youngsters in his hometown in the Dominican Republic.

CAREER RECORD

YEAR	CLUB	AVG	G	AB	R	H	TB	2B	3B	HR	RBI	SH	SF	BB-I	SO	SB	CS	HP	GDP	OBP	SLG
2012	AZL Rangers—1	.321	52	212	29	#68	92	15	3	1	33	0	3	19-0	42	7	1	1	3	.374	.434
2013	Hickory	.272	49	173	17	47	67	8	0	4	26	0	3	11-0	27	0	0	4	7	.325	.387
2014	Hickory	.218	118	445	46	97	147	32	0	6	63	0	5	37-0	107	6	3	5	6	.283	.330
2015	Hickory	.309	24	97	10	30	42	3	0	3	14	0	1	6-0	15	2	0	0	1	.346	.433
	High Desert	.277	107	422	54	117	183	25	7	9	73	0	3	27-0	101	3	0	0	11	.319	.434
2016	Frisco	.288	102	375	51	108	179	16	5	15	56	1	3	33-3	82	2	1	3	5	.348	.477
	Round Rock	.216	25	88	9	19	29	5	1	1	11	0	0	6-0	23	0	1	0	2	.266	.330
2017	Round Rock	.298	125	470	78	140	204	22	3	12	62	0	1	47-2	85	4	1	9	12	.372	.434
2018	Round Rock	.412	5	17	5	7	9	2	0	0	1	0	0	4-0	4	0	0	0	0	.524	.529
	Texas—2	.235	123	387	46	91	161	18	2	16	58	0	1	33-2	121	1	0	7	8	.306	.416
2019	Texas—3	.219	87	256	34	56	106	20	0	10	36	0	4	32-1	87	1	2	3	7	.308	.414
	Frisco	.222	4	18	2	4	8	1	0	1	2	0	0	0-0	4	0	0	0	0	.222	.444
	Nashville	.308	30	117	22	36	59	8	0	5	16	0	0	17-1	31	0	0	1	2	.400	.504
MAJOR TOTALS		.229	210	643	80	147	247	38	2	26	94	0	5	65-3	208	2	2	10	15	.307	.415
MINOR TOTALS		.276	641	2434	323	673	1019	137	19	57	357	1	19	207-6	521	24	7	23	49	.337	.419

* Led league # Tied for league lead

- 1- Signed by Texas as a non-drafted free agent on July 2, 2011...signed by Willy Espinal and Mike Daly.
- 2- On 7-day concussion disabled list, June 26-July 2, 2018.
- 3- On injured list, April 7-May 8, 2019, with right hamstring strain...included rehab assignment with Frisco, May 4-8.

CAREER FIELDING

1B	PCT	G	PO	A	E	TC	DP
2018	.994	117	909	54	6	969	102
2019	.991	81	544	33	5	582	61
Totals	.993	198	1453	87	11	1551	163

CAREER HIGHS

Hits: 4, May 29, 2018 at SEA
Runs: 3, Aug. 10, 2018 at NYY
Doubles: 2, June 17, 2019 vs. CLE
Triples: 1, 2x, last May 25, 2018 vs. KC
Home Runs: 3, Aug. 10, 2018 at NYY
RBI: 4, July 15, 2018 at BAL
Walks: 2, 8x, last June 18, 2019 vs. CLE
Stolen Bases: 1, 2x, last June 2, 2019 vs. KC
Hitting Streak: 7, 2x, last Sept. 4-13, 2019

GRAND SLAMS (1)

July 15, 2018 at BAL (Castro)

MULTI-HR GAMES (1)

Aug. 10, 2018 at NYY (3)

TAYLOR HEARN



LHP #52

L
BATS

L
THROWS

6'6"
HEIGHT

230^{lbs}
WEIGHT

25
OPENING DAY AGE

BORN • Aug. 30, 1994 in Roysce City, TX

RESIDES • Dallas, TX

ACQUIRED • In a 3-player trade with Pittsburgh on July 31, 2018

CONTRACT STATUS • Signed through 2020

SERVICE TIME • 0.158 **OPTIONS USED** • 1/3

FRONT OFFICE

COACHES

HEARN

2019 REVIEW

OPPONENTS

RECORDS

DEVELOPMENT

MEDIA

CAREER: The Dallas-area product is seeking a return to the mound in 2020 after missing most of 2019 with arm issues... did not appear in a game after his MLB debut in April... is in his 2nd full season in the Texas organization after being acquired in a 3-player trade with the Pittsburgh Pirates on 7/31/18... enters 2020 ranked as Texas' 28th-best prospect according to *Baseball America*... has been a part of a pair of deadline deals in his career, as he was obtained by the Pirates at the trade deadline in 2016 in exchange for Mark Melancon... the left-hander has averaged 10.5 strikeouts per 9 innings with a 1.213 WHIP figure in his minor league career... was drafted 3 times before signing with the Washington Nationals after being selected in the 5th round of the 2015 June draft.

2019: Recalled from Nashville on 4/25 and made his ML debut in a start that night at SEA (0.1 IP, 3 F, 5 R-4 ER, 4 BB, 0 SO, 0 HR), taking loss in Rangers' 14-2 defeat... it was the fewest outs recorded by a starter making his ML debut since Texas' Wilson Alvarez faced 5 batters (3 H/2 BB) without recording an out on 7/24/89 vs. TOR... was placed on the 10-day injured list the following day with what was eventually determined to be a left elbow ligament sprain... transferred to the 60-day IL on 6/7... did not appear in a game after being placed on the injured list, and team announced on 8/5 that he was formally shut down from returning to game action... marked 1st season to pitch above the Double-A level... tabbed by *Baseball America* as Texas' 7th-best prospect entering the season.

2018: Acquired from the Pirates, along with a PTBNL, in exchange for Keone Kela on 7/31... logged a career-best 129.0 IP, compiling the lowest WHIP (1.171) of his career and his 3.3 BB/9 were fewest since pro debut in 2015 (2.8 BB/9 in 48.0 IP)... opponents batted .216/.289/.335/.624... opened season with Altoona (AA) in the PIT organization and was tabbed the 19th-best prospect in the Eastern League by *Baseball America*... also named an EL Mid-Season All-Star... allowed 3-or-fewer runs in 3 of 5 starts with Frisco following the trade... began season as the Pirates' 9th-best prospect according to *Baseball America*... **2017:** Entered the season rated by *Baseball America*

as having the "Best Fastball" in Pittsburgh's minor league system... established a new career high in innings despite spending the final 2 months of the season on the disabled list... was on the disabled list, 7/15-9/14, with a right oblique strain and made one start with the GCL Pirates on a rehab assignment... went 2-0 with a 3.06 ERA and 14 strikeouts in 8 games/4 starts for Glendale in the Arizona Fall League... **2016:** Combined to go 2-1 with a 2.44 ERA (14 ER/51.2 IP) over 18 games/7 starts in the Washington and Pittsburgh organizations... entered the season rated as Washington's 25th-best prospect according to MLB.com and 28th according to *Baseball America*... was acquired by the Pirates, along with LHP Felipe Rivero, in exchange for RHP Mark Melancon on 7/30... posted a 1.50 ERA (2 ER/12.0 IP) over 3 starts with West Virginia (A), his 1st action in the Pittsburgh organization... **2015:** Split 1st pro season between GCL Nationals and Auburn (Short-A), going 1-5 with a 3.56 ERA (19 ER/48.0 IP) over 12 games/11 starts.

PERSONAL/AMATEUR: Taylor Lynn Hearn... participated in Rangers' hospital visits and Winter Caravan over the offseason... is a 2012 graduate of Roysce City High School, where his no. 21 was retired by the school in 2017... as part of the jersey retirement ceremony, Roysce City declared Feb. 23, 2017 as "Taylor Hearn Day"... grandfather, Cleo, was the 1st African American to attend college on a rodeo scholarship and started producing the Texas Black Rodeo in 1971... Cleo was the 1st African American to win a major calf roping event in 1970 at the Denver National Rodeo and has a star on the Texas Trail of Fame in the Fort Worth Stockyards... Taylor competed in calf roping competitions until high school... pitched collegiately at San Jacinto College in Houston and Oklahoma Baptist University... went 9-0 with a 3.50 ERA in 15 games/13 starts for Oklahoma Baptist in 2015... struck out 71 batters in 64.1 innings of work; his 9 wins ranked T3rd in the NAIA Sooner Athletic Conference while his 71 strikeouts ranked 10th... originally selected by Pittsburgh in the 22nd round of the 2012 June Draft, but did not sign... also selected by Cincinnati in the 36th round of the 2014 June Draft, but did not sign, and by Minnesota in the 25th round of the 2014 June Draft, but did not sign.

CAREER RECORD

YEAR	CLUB	W-L	ERA	G	GS	CG	SHO	SV	IP	H	R	ER	HR	HB	BB-I	SO	WP	BK	AVG
2015	GCL Nationals—1,2,3,4	0-0	0.00	2	1	0	0	0	5.0	4	1	0	0	0	2-0	7	0	0	.250
	Auburn	1-5	3.98	10	10	0	0	0	43.0	49	22	19	2	2	13-0	38	4	0	.280
2016	Hagerstown	1-0	3.18	8	2	0	0	0	22.2	25	13	8	3	0	7-0	31	3	0	.278
	GCL Nationals	0-0	1.42	2	2	0	0	0	6.1	2	1	1	0	0	6-0	8	1	0	.105
	West Virginia—5	1-1	1.99	8	3	0	0	0	22.2	15	6	5	2	0	10-0	36	4	0	.183
2017	Bradenton	4-6	4.12	18	17	0	0	0	87.1	65	41	40	8	2	37-0	106	6	1	.207
	GCL Pirates	0-0	0.00	1	1	0	0	0	2.0	0	0	0	0	0	0-0	3	0	0	.000
2018	Altoona	3-6	3.12	19	19	2	1	0	104.0	75	41	36	6	3	38-1	107	6	0	.198
	Frisco—6	1-2	5.04	5	5	0	0	0	25.0	29	14	14	5	0	9-0	33	0	1	.284
2019	Nashville	1-3	4.05	4	4	0	0	0	20.0	14	9	9	3	3	10-0	26	1	0	.200
	Texas—7	0-1	108.00	1	1	0	0	0	0.1	3	5	4	0	0	4-0	0	0	0	.750
MAJOR TOTALS		0-1	108.00	1	1	0	0	0	0.1	3	5	4	0	0	4-0	0	0	0	.750
MINOR TOTALS		12-23	3.51	77	64	2	1	0	338.0	278	148	132	30	10	132-1	395	25	2	.222

* Led league # Tied for league lead


- 1- Selected by Pittsburgh in the 22nd round of the 2012 June draft...did not sign.
- 2- Selected by Cincinnati in the 36th round of the 2013 June draft...did not sign.
- 3- Selected by Minnesota in the 25th round of the 2014 June draft...did not sign.
- 4- Selected by Washington in the 5th round of the 2015 June draft...signed by Ed Gustafson.
- 5- Acquired by Pittsburgh from Washington, along with LHP Felipe Vazquez, in exchange for RHP Mark Melancon on July 30, 2016.
- 6- Acquired by Texas from Pittsburgh, along with a player to be named later (INF Sherten Apostel), in exchange for RHP Keone Kela on July 30, 2018.
- 7- On injured list, April 26, 2019-end of season, with left elbow ligament sprain.

CAREER FIELDING

P	PCT	G	PO	A	E	TC	DP
Totals	---	1	0	0	0	0	0

CAREER HIGHS

Innings: 0.1, April 25, 2019 at SEA
Walks: 4, April 25, 2019 at SEA



SCOTT HEINEMAN

R BATS **R THROWS**
6'1" **205** lbs.
HEIGHT **WEIGHT**
27
OPENING DAY AGE

BORN • Dec. 4, 1992 in Santa Monica, CA
RESIDES • Pacific Palisades, CA
ACQUIRED • Selected in the 11th round of the 2015 June draft
CONTRACT STATUS • Signed through 2020
SERVICE TIME • 0.146 **OPTIONS USED** • 1/3

OF #16

CAREER: Heineman enters his fifth professional season seeking his first extended action at the Major League level after making his debut with the Rangers in 2019...sidelined for nearly two months to start last season while recovering from shoulder surgery, Heineman earned a big league promotion in August and saw time in the outfield and at first base for Texas...has posted a career .303/.378/.475/.854 slash line with 48 home runs and 222 RBI over 411 minor league games, with more than half of those games coming at Triple-A and Double-A...the California native was honored as the organization's 2018 Tom Grieve Minor League Player of the Year and enters 2020 with his rookie status intact...the two-time draftee signed with Texas after he was selected in the 11th round of the 2015 June draft out of the University of Oregon...he was also selected by Kansas City in the 19th round of the 2014 June draft, but did not sign.

2019: Heineman had 2 stints with the Rangers in his 1st ML action: 8/2-7 and 8/19-end of season...went 2-for-10 in 4 G during his 1st stint, and was optioned to Nashville (AAA) following 2nd game of doubleheader on 8/7 at CLE...appeared in 21 G for Texas during 2nd stint, batting .215 (14-65)...had 21 starts w/ TEX at CF (9), 1B (4), LF (4), and RF (4)...marked 1st career action at 1B...went 2-for-4 in his ML debut with start in CF on 8/2 vs. DET, the 1st Ranger with a multi-hit game in his ML debut since Brett Nicholas (2 H) on 4/11/16 at SEA...both of his home runs came against NYY, the 1st on 9/3 at Yankee Stadium (off Jonathan Loaisiga) and the 2nd on 9/27 in Arlington (off Chance Adams)...posted a career-best 3 RBI on 9/24 vs. BOS...reached safely a career-best 5 times on 9/28 vs. NYY, one of 6 such games by a Ranger in 2019...went 6-for-15 over final 4 G, multiple hits in 2 of 4, to raise batting average from .167 to season-ending .213...in the minor leagues, slashed a combined .347/.415/.591/1.006 (61-176) with 10 HR and 31 RBI in 46 G between Nashville and AZL Rangers...entered season as Texas' 26th-best prospect according to *Baseball America*.

INJURY: Opened the season on the 60-day injured list following surgery to repair the labrum in his left shoulder on 12/10/18...played 6 games for Nashville (AAA) on an injury rehabilitation assignment from 5/21-27, but was pulled from that assignment after experiencing soreness in his left shoulder...began another injury rehab assignment with 4 games for the Arizona League Rangers from 6/19-23, and returned to Nashville on 6/25, where he stayed until his initial recall by Texas on 8/2...was formally reinstated from the injured list and optioned to Nashville on 7/3.

2018: Named organization's Tom Grieve Minor League Player of the Year...posted the 5th-highest average among Texas organization qualifiers and finished 4th in RBI...spent opening week of season with Frisco and hit safely in 6 of 7 G before promotion to Round Rock...compiled 15-G hit streak from 5/27-6/13 and also reached safely in 16 straight G from 6/29-7/17...tied Christian Lopes for Round Rock club lead in stolen bases (16)...recorded a pair of multi-HR games: 6/9 at Las Vegas, 8/26 vs. New Orleans...notched career-high 6 RBI on 6/10 at Las Vegas...**2017:** Ranked among the Frisco club leaders in runs scored (1st, 82), triples (1st, 7), hits (2nd, 133), doubles (2nd, 26), HR (T4th, 9), and RBI (5th, 44)...earned Texas League Player of the Week honors twice, 6/19-25 and 8/14-20...saw action at all 3 outfield spots...had a pair of 25 G on-base streaks, 4/6-5/5 and 6/6-7/10, T7th-longest in the TL...**2016:** Returned to action following foot surgery in 2015 and earned a spot on the California League postseason All-Star team in his 1st pro season...ranked among the Texas minor league leaders in RBI (2nd, 80), batting (3rd, .303), and stolen bases (3rd, 30)...led the CAL League in doubles (39) and hits (159), while also ranking among the league leaders in average (4th) and stolen bases (5th, 30)...was 10-for-30 (.300) with 4 RBI, 7 runs scored, and 3 walks over 7 postseason games...hit .231 (15-65) with 2 doubles, a home run, 6 RBI, and 13 walks over 20 games with the Surprise Saguaros in the Arizona Fall League...**2015:** Did not see official action after undergoing right foot surgery on 7/1.

FRONT OFFICE

COACHES

HEINEMAN

2019 REVIEW

OPINIONS

RECORDS

DEVELOPMENT

MEDIA

HEINEMAN CONTINUED

FRONT OFFICE

COACHES

HEINEMAN

2019 REVIEW

OPPONENTS

RECORDS

DEVELOPMENT

MEDIA

AMATEUR: Played 4 seasons at the University of Oregon, ranking among career top 10 in several offensive categories for the Ducks...played for the Brewster Whitecaps in the Cape Cod League in 2013 and was named to the league's All-Star game...played all 9 positions in his final game of the 2013 Cape Cod season...earned Preseason All-American honors as a senior at Crespi Carmelite High School in Encino, Calif....selected by the Kansas City Royals in the 19th round of the 2014 draft, but did not sign.

PERSONAL: Scott Matthew Heineman...brother, Tyler, is a catcher in the San Francisco organization and made his Major League debut with Arizona in 2019...the brothers Heineman

hosted the second annual Prime Time Charity Casino Classic on 1/9/20...the event raises money for Team Prime Time, whose mission is to provide intervention programs for at risk children from low income areas of Los Angeles that combine academics, athletics, leadership training, and the arts...Scott and his family were supporters of Gabe Marshall, a 9-year-old boy with a brain tumor from Hutchinson, Kan...the family arranged several special events for Gabe, including a trip to a Kansas City Chiefs game in December 2016...his selection in the draft was dedicated to Julie McGraw, who is the wife of Pacific Northwest amateur scout Gary McGraw...Julie was recovering from a stroke at the time...participated in the Dallas minicamp at the Texas Rangers Youth Academy in January.

CAREER RECORD

YEAR	CLUB	AVG	G	AB	R	H	TB	2B	3B	HR	RBI	SH	SF	BB-I	SO	SB	CS	HP	GDP	OBP	SLG
2016	High Desert—1, 2	.303	134	525	96	*159	265	*39	8	17	80	4	6	59-0	120	30	14	16	8	.386	.505
2017	Frisco	.284	117	468	82	133	200	26	7	9	44	0	2	50-0	121	12	9	9	15	.363	.427
2018	Frisco	.522	7	23	6	12	17	2	0	1	10	0	1	7-1	5	2	1	0	0	.613	.739
	Round Rock	.295	107	424	68	125	182	20	2	11	57	1	3	32-0	93	16	8	9	13	.355	.429
2019	Nashville	.340	42	159	34	54	88	6	2	8	25	0	2	17-0	45	4	3	4	6	.412	.553
	AZL Rangers	.412	4	17	6	7	16	3	0	2	6	0	0	1-0	2	1	0	0	0	.444	.941
	Texas—3	.213	25	75	8	16	28	6	0	2	7	0	0	9-0	20	1	2	1	3	.306	.373
MAJOR TOTALS		.213	25	75	8	16	28	6	0	2	7	0	0	9-0	20	1	2	1	3	.306	.373
MINOR TOTALS		.303	411	1616	292	490	768	96	19	48	222	5	14	166-1	386	65	35	38	42	.378	.475

* Led league # Tied for league lead


- 1- Selected by Kansas City in the 19th round of the 2014 June draft...did not sign.
- 2- Selected by Texas in the 11th round of the 2015 June draft...signed by Rick Shroeder on June 24, 2015.
- 3- On injured list, March 3-July 2, 2019, for left shoulder surgery rehabilitation...included rehab assignments with Nashville, May 21-June 18 and June 25-July 2, and AZL Rangers, June 19-24.

CAREER FIELDING

OF	PCT	G	PO	A	E	TC	DP
2019	1.000	21	32	0	0	32	0
1B	PCT	G	PO	A	E	TC	DP
2019	1.000	4	38	3	0	41	3

CAREER HIGHS

Hits: 2, 4x, last Sept. 28, 2019 vs. NYY
Runs: 2, 2x, last Sept. 28, 2019 vs. NYY
Doubles: 1, 6x, last Sept. 28, 2019 vs. NYY
Home Runs: 1, 2x, last Sept. 27, 2019 vs. NYY
RBI: 3, Sept. 24, 2019 vs. BOS
Walks: 3, Sept. 28, 2019 vs. NYY
Stolen Bases: 1, Sept. 28, 2019 vs. NYY
Hitting Streak: 4, Aug. 29-Sept. 3, 2019



RHP #64

JIMMY HERGET

R BATS
R THROWS

6'3" HEIGHT
170 lbs WEIGHT

26 OPENING DAY AGE

BORN • Sept. 9, 1993 in Tampa, FL

RESIDES • Tampa, FL

ACQUIRED • Received off waivers from Cincinnati on Dec. 2, 2019

CONTRACT STATUS • Signed through 2020

SERVICE TIME • 0.041 OPTIONS USED • 1/3

NON-ROSTER INVITEE

CAREER: Last name is pronounced HER-get...the 26-year-old right-hander enters camp as a non-roster invitee...was acquired by Texas via waiver claim on 12/21/19 and designated for assignment on 12/21 before being outrighted to Nashville (AAA) on 1/9/20...made his Major League debut with Cincinnati in 2019 and spent each of his 1st 5 professional seasons in the Reds farm system...entered last season rated as the 13th-best prospect in the Cincy organization according to MLB.com and was ranked as high as 11th by the publication in 2018...reached Triple-A for the 1st time in 2017 and spent the majority of the last 3 campaigns at the level, going 7-8 with a 3.17 ERA, 1.301 WHIP, and 9.6 strikeouts per 9 innings over 126 relief outings...represented Cincinnati in the 2017 SiriusXM All-Star Futures Game in Miami and was named to *Baseball America's* Minor League All-Star second team following the season...has worked exclusively in relief over 5 minor league campaigns, compiling a 2.80 ERA, 266.1 innings, 10.6 strikeouts per 9 innings, and 2.83 strikeout-to-walk ratio...the Tampa, FL native was selected by the Reds in the 6th round of the 2015 June draft out of the University of South Florida.

CINCINNATI: Made 5 appearances over 2 stints with the Reds in his 1st Major League action...was promoted when LHP Zach Duke was DFA and was optioned when LHP Amir Garrett (injured list) and RHP Raisel Iglesias (paternity list) returned to the roster...made his ML debut on 7/7 vs CLE...allowed HR to 1st (Greg Allen) and 3rd BF (Jason Kipnis) in the big leagues...was promoted for the second time on 9/8...did not allow a run in 2 September appearances (2.2 IP, 2 H, 2 BB)...overall, was scoreless in each of his last 4 G with CIN (5.2 IP, 3 H, 3 BB, 0 K).

LOUISVILLE: Team-high 48 appearances ranked fifth in the International League...opponents batted .193/.315/.335/.650 (41-212) on the season...according to FanGraphs, ranked 2nd on the Bats and 15th in the IL (min. 50.0 IP) with a swinging strike pct. of 13.7%...allowed 8 of his 19 ER in 2.2 IP over 3 outings from 4/17-4/25, but registered a 1.77 ERA (11 ER/56.0 IP) in the other 45 appearances...issued walks to 14.3% of batters faced (36 BB/251 BF), 6th-highest rate among IL pitchers (min. 50 IP).

2018: Spent the season at Louisville (Reds AAA), his first full season at Triple-A...led the Bats and ranked T3rd in the International League in appearances...**2017:** Combined to finish 4-4, 2.90 with 25 saves in 31 chances in 52 outings for Double-A Pensacola and Louisville...opponents hit just .213...was a Southern League mid-season All-Star, participated in the SiriusXM All-Star Futures Game in Miami and was named to *Baseball America's* Minor League All-Star second team...was rated by BA the best reliever in the SL and the pitcher with the best slider in the organization...led all Reds minor leaguers in saves (25)...ranked third in the SL in saves (16) and 10th in the International League in that category (9)...entered the season rated by *Baseball America* the 13th-best prospect in the organization, the best reliever in the Florida State League and the pitcher with the best breaking ball in the FSL...**2016:** Posted a 1.78 ERA over 50 apps for Daytona (Reds A+), where he was a mid- and post-season Florida State League All-Star and a *Baseball America* High-A All-Star...was rated by *Baseball America* the best reliever in the Florida State League and the pitcher with the best breaking ball in the FSL...among all Reds minor league pitchers, ranked second with 24 saves (Alejandro Chacin, 30)...led the FSL in saves (24 in 27 chances) and games finished (46) while tying for the FSL lead in apps (50)...recorded 12.31 strikeouts per 9 innings, the best ratio among league relievers...**2015:** With Billings (Reds Rok.), led the Pioneer League and ranked third among all Reds farmhands with 15 saves.

PERSONAL/AMATEUR: Jimmy Matthew Herget...he and wife Katie were married on 1/11/20...was a two-time First Team All-American Athletic Conference honoree in 3 seasons at the University of South Florida, going 25-11 with a 1.96 ERA (66 ER/303.0 IP) in 47 G/45 GS for the Bulls...went 10-3 with a 2.92 ERA as a junior in 2015, becoming just the 13th pitcher in program history to record a 10-win season...pitched for the Bourne Braves in the Cape Cod League in 2014...has a younger sister, Megan...graduated from Jefferson High School in Tampa, Fla.

CAREER RECORD

YEAR	CLUB	W-L	ERA	G	GS	CG	SHO	SV	IP	H	R	ER	HR	HB	BB-I	SO	WP	BK	AVG
2015	Billings—1, 2	3-0	3.20	24	0	0	0	*15	25.1	16	9	9	1	4	11-0	26	3	0	.188
2016	Daytona	4-4	1.78	#50	0	0	0	*24	60.2	47	16	12	3	2	22-0	83	0	2	.208
2017	Pensacola	1-3	2.73	24	0	0	0	16	29.2	22	9	9	1	1	12-2	44	0	0	.202
	Louisville	3-1	3.06	28	0	0	0	9	32.1	30	11	11	4	0	9-1	28	0	0	.248
2018	Louisville	1-3	3.47	50	0	0	0	0	59.2	59	28	23	5	4	21-1	65	1	0	.253
2019	Louisville	3-4	2.91	48	0	0	0	2	58.2	41	22	19	7	2	36-1	68	3	0	.193
	Cincinnati—3	0-0	4.26	5	0	0	0	0	6.1	8	3	3	2	0	3-0	0	0	0	.348
MAJOR TOTALS		0-0	4.26	5	0	0	0	0	6.1	8	3	3	2	0	3-0	0	0	0	.348
MINOR TOTALS		15-15	2.80	224	0	0	0	66	266.1	215	95	83	21	13	111-5	314	7	2	.218


* Led league # Tied for league lead

1- Selected by Atlanta in the 40th round of the 2012 June draft...did not sign.

2- Selected by Cincinnati in the 6th round of the 2015 June draft...signed by Greg Zunino.

3- Acquired by Texas off waivers from Cincinnati on Dec. 2, 2019.

JONATHAN HERNÁNDEZ



RHP #72

R BATS **R** THROWS
6'3" **190**^{lbs}
 HEIGHT WEIGHT
23
 OPENING DAY AGE

BORN • July 6, 1996 in Memphis, TN
RESIDES • Santiago de los Caballeros, Dominican Republic
ACQUIRED • Signed as a non-drafted free agent on Jan. 30, 2013
CONTRACT STATUS • Signed through 2020
SERVICE TIME • 0.041 **OPTIONS USED** • 2/3

FRONT OFFICE

COACHES

HERNÁNDEZ

2019 REVIEW

OPPONENTS

RECORDS

DEVELOPMENT

MEDIA

CAREER: The 23-year-old Hernández reached the Major Leagues for the first time in 2019, his seventh professional season...has worked primarily as a starter throughout his career, but switched to a relief role late last season with Double-A Frisco and also worked out of the bullpen upon his promotion to the big leagues...ranked T4th on Texas pitching staff with 19 strikeouts from 8/21 (ML Debut) through the end of the regular season, averaging 10.26 strikeouts per 9 innings (19 SO/16.2 IP) during that span...enters 2020 as club's 13th-best (MLB.com) and 17th-best prospect (*Baseball America*), and maintains his rookie status...owns a career 37-39 record, 3.80 ERA, and 1.320 WHIP figure over 129 games/113 starts in the minor leagues...is in big league camp for the third straight year...was signed out of the Dominican Republic at age 16 on 1/30/13.

TEXAS: Recalled from Frisco on 8/20 and logged 16.2 innings over 9 G/2 GS in his 1st ML action...made ML debut on 8/21 vs. LAA (W, 2.1 SHO IP), became the 1st Ranger to record a win in his debut since Chi Chi Gonzalez on 5/30/15 vs. BOS, and the 18th overall (3rd reliever) to pull the trick in club history...made 1st ML start as an 'opener' on 9/7 at BAL (2.2 IP, 3 R-1 ER), and took loss in other start as an 'opener' on 9/15 vs. OAK (2.2 IP, 3 R-ER)...opponents slashed .219/.346/.375/.721 (14-64)...finished the season 0-1, 6.75 (4 ER/5.1 IP) in 2 GS and 2-0 with a 3.18 ERA (4 ER/11.1 IP) in 7 appearances out of the bullpen.

FRISCO: Spent majority of the 2019 season in Frisco...worked primarily as a starter in the early part of the season, posting a 5.78 ERA (52 ER/81.0 IP) and opp. OPS of .820 from 4/5-7/9...converted to a full-time bullpen role on 7/25 and saw immediate improvement as opp. slashed .184/.273/.204/.477 (9-49) over 6 relief appearances (15.0 IP) before promotion to the Majors...was on the injured list, 7/14-24, before role change...rated as Texas' 6th-best prospect entering 2019 by *Baseball America*.

WINTER BALL: Went 1-0, 1.86 (2 ER/9.2 IP) with 2 saves in 9 relief outings with Aguilas in the Dominican Winter League in '19.

2018: Went 8-6, 3.63 (49 ER/121.1 IP) in 22 G/GS with Frisco and Down East...his 134 SO ranked 2nd among Texas farmhands (138-A.J. Alexy)...named High Class A Pitcher of the Year by *Baseball America*...selected to Carolina League mid-season All-Star team...promoted to Frisco on 6/11...rated Best Breaking Pitch in the CL (BA)...named CL Pitcher of the Week for 5/28-6/3 following shutout performance on 5/30 vs. Buies Creek (8.0 SHO IP, 2 H, 1 BB, 11 SO)...recorded double-digit SO in 3 straight starts from 5/16-30...opponents batted .218/.308/.342/.650...**2017:** Combined to go 5-11 with a 4.03 ERA (50 ER/111.2 IP) over 23 games/22 starts with Hickory (A) and Down East (A+)...opponents batted .285/.351/.415/.766...began season in Hickory and was promoted to Down East on 6/3...represented the Rangers at the All-Star Futures Game in Miami and retired the only batter he faced (COL's Ryan McMahon) in the 8th inning...**2016:** Logged a team-high 22 starts for Hickory, finishing T3rd among Texas farmhands in wins...**2015:** Tabbled the 14th-best prospect in the AZL by *Baseball America*...posted the 3rd-lowest ERA among all Texas minor leaguers...**2014:** Returned to DSL Rangers and matched Pedro Payano for the team lead with 14 starts...**2013:** Spent 1st pro season with DSL Rangers.

PERSONAL: Jonathan Hernández...father, Fernando, pitched professionally for 14 seasons and appeared in 2 games with the Detroit Tigers in 1997...father also spent two seasons in Korea, winning 14 games with SK Wyverns in 2001...was born in Memphis, Tenn., while his father, Fernando, pitched for the Double-A Memphis Chicks in the Padres farm system, but grew up in the Dominican Republic...is a fan of LeBron James.

CAREER RECORD

YEAR	CLUB	W-L	ERA	G	GS	CG	SHO	SV	IP	H	R	ER	HR	HB	BB-I	SO	WP	BK	AVG
2013	DSL Rangers—1	3-1	1.21	13	8	0	0	0	44.2	28	14	6	2	4	22-0	38	4	0	.176
2014	DSL Rangers	5-2	2.85	14	14	0	0	0	75.2	72	32	24	6	1	17-0	57	6	1	.246
2015	AZL Rangers	1-1	3.00	11	9	0	0	0	45.0	45	22	15	0	4	12-0	33	4	2	.250
2016	Hickory	10-9	4.56	24	22	1	0	0	116.1	110	67	59	14	6	49-0	85	9	0	.252
2017	Hickory	2-5	4.86	9	9	0	0	0	46.1	55	32	25	5	0	13-0	46	2	0	.306
	Down East	3-6	3.44	14	13	0	0	0	65.1	66	32	25	2	2	31-0	64	6	0	.270
2018	Down East	4-2	2.20	10	10	0	0	0	57.1	37	14	14	6	1	17-0	77	1	1	.184
	Frisco	4-4	4.92	12	12	0	0	0	64.0	58	38	35	6	4	36-0	57	10	0	.247
2019	Frisco	5-9	5.16	22	16	0	0	0	96.0	100	58	55	11	5	38-1	95	11	1	.267
	Texas	2-1	4.32	9	2	0	0	0	16.2	14	10	8	3	0	13-0	19	1	0	.219
MAJOR TOTALS		2-1	4.32	9	2	0	0	0	16.2	14	10	8	3	0	13-0	19	1	0	.219
MINOR TOTALS		37-39	3.80	129	113	1	0	0	610.2	571	309	258	52	27	235-1	552	53	5	.248

* Led league # Tied for league lead

1- Signed by Texas as a non-drafted free agent on Jan. 30, 2013...signed by Willy Espinal.

CAREER FIELDING

P	PCT	G	PO	A	E	TC	DP
Totals	-	9	0	0	0	0	0

CAREER HIGHS

Innings: 2.2, 2x, last Sept. 15, 2019 vs. OAK
Relief Innings: 2.1, 2x, last Aug. 31, 2019 vs. SEA
Strikeouts: 4, Sept. 15, 2019 vs. OAK
Walks: 3, Sept. 21, 2019 at OAK



WEI-CHIEH HUANG

R BATS **R** THROWS
6' 2" HEIGHT **175^{lbs}** WEIGHT
26 OPENING DAY AGE

BORN • Sept. 26, 1993 in Taitung, Taiwan
RESIDES • Taitung, Taiwan
ACQUIRED • In a 3-player trade with Arizona on July 31, 2018
CONTRACT STATUS • Signed through 2020
SERVICE TIME • 0.019 **OPTIONS USED** • 1/3

NON-ROSTER INVITEE

CAREER: Wei-Chieh (pronounced WAY-jay) Huang enters his 2nd full season in the Texas organization after being acquired from Arizona in a 7/31/18 trade for LHP Jake Diekman... made his MLB debut with Texas in 2019, but was not tendered a contract offer prior to the 12/2/19 deadline and became a free agent...re-signed to a minor league contract with the Rangers on 12/5/19...the 1st Taiwan native ever to appear for the Rangers, he is entering his 6th professional season...has held left-handed batters to a .193 (111-574) batting average in his pro career with 10 HR...prior to the trade, had spent his entire career in the D-backs system since being signed as a non-drafted free agent on 7/21/14...rated the Diamondbacks' 22nd-best prospect in 2018 midseason MLB.com rankings... was selected to the World Team roster for the 2015 All-Star Futures Game, pitching in that year's game at Great American Ball Park in Cincinnati.

2019: Had 3 stints with the Rangers in his 1st ML action (4/23-24, 4/26-5/4, 5/9-5/14), allowing 5 R-2 ER over 5.2 IP in 4 G, and spent balance of season with Frisco (AA), Nashville (AAA), and the AZL Rangers...recalled from Frisco on 4/23 and made ML debut that night at OAK (2.1 IP, 3 H, 2 R-1 ER)...allowed runs in 3 of 4 ML appearances, all Texas defeats...last Rangers outing was 5/14 at KC (1.1 IP, 2 H, 1 R-ER)...missed all of June with a back strain, as he was on the Nashville injured list from 6/5-7/14, which included 2 rehab games in the Arizona League...overall in minors, was 2-2, 4.74 (23 ER/43.2 IP) in 26 G/6 GS with a 1.420 WHIP and 12.6 SO/9...marked 1st time in his career to pitch above the Double-A level.

2018: Combined for a 7-3 record and 3.33 ERA (29 ER/78.1 IP) over 38 G/2 GS in the minors, setting career bests for games, innings, strikeouts (103), and SO/9 (11.8)...pitched with Visalia (ARI High-A), Jackson (ARI AA), and Frisco...produced a 1.136 WHIP, finished 6 games, and recorded one save...for the year, held opponents to a slash line of .206/.295/.340/.635...lefties hit just .194 with one home run and a .577 OPS... following the trade, allowed multiple runs in 6 of his 9 outings with Frisco (AA), permitting 5 HR in 20.0 IP (2.25 HR/9) despite 25 SO...was added to Rangers' 40-man roster, 11/20...**2017:** Produced career-low ERA (1.81) and WHIP (0.928) over 30 relief appearances with Kane County (A) and Visalia...for the year, opponents slashed .170/.253/.243/.495...allowed just 2 HR all season...on DL 6/26-7/17 with back strain...promoted to Visalia on 7/29...briefly assigned to Hillsboro from 4/22-5/16...**2016:** In his toughest pro season, had 5.88 ERA and 1.542 WHIP in 16 G/11 GS over 3 ARI affiliates...did not pitch from start of June through mid-July, but was never on the DL...**2015:** In his pro debut with Kane County (A), posted 2.00 ERA, 0.965 WHIP, and had career-best 4.25 SO/BB ratio while permitting just one HR over 76.2 IP (15 G/12 GS)...opponents slashed .208/.256/.272/.528...went 5-3, 1.73 (13 ER/67.2 IP) in his 12 starts...won 1st career outing/start on 5/26 at Quad Cities, posting 5.2 SHO IP.

PERSONAL: Wei-Chieh Huang...signed with Arizona in 2014 out of National Taiwan University of Physical Education and Sport...signed by Mack Hayashi (ARI).

CAREER RECORD


YEAR	CLUB	W-L	ERA	G	GS	CG	SHO	SV	IP	H	R	ER	HR	HB	BB-I	SO	WP	BK	AVG
2015	Kane County—1	7-3	2.00	15	12	0	0	0	76.2	58	24	17	1	3	16-0	68	5	2	.208
2016	Visalia	1-1	6.49	6	6	0	0	0	26.1	33	20	19	5	2	12-0	25	3	2	.303
	AZL Diamondbacks	0-0	6.00	1	1	0	0	0	3.0	3	2	2	1	0	0-0	3	0	0	.273
	Hillsboro	2-2	5.34	9	4	0	0	0	30.1	33	19	18	4	2	11-0	42	7	0	.277
2017	Kane County	1-1	1.58	20	0	0	0	0	40.0	25	8	7	2	2	10-0	47	5	0	.172
	Visalia	1-0	2.19	10	0	0	0	1	24.2	15	7	6	0	4	10-0	32	2	0	.167
2018	Visalia	4-1	2.59	19	0	0	0	0	31.1	17	9	9	3	0	16-0	46	5	2	.157
	Jackson	2-1	2.00	10	2	0	0	1	27.0	20	6	6	1	4	7-0	32	3	3	.208
	Frisco—2	1-1	6.30	9	0	0	0	0	20.0	21	14	14	5	2	8-0	25	5	0	.269
2019	Frisco	1-0	1.86	6	1	0	0	0	9.2	7	2	2	2	0	2-0	14	1	0	.200
	Texas	0-0	3.18	4	0	0	0	0	5.2	8	5	2	0	1	5-0	2	3	0	.308
	Nashville	1-2	6.10	18	3	0	0	0	31.0	24	23	21	5	3	25-0	42	4	0	.214
	AZL Rangers—3	0-0	0.00	2	2	0	0	0	3.0	3	0	0	0	0	1-0	5	0	0	.250
MAJOR TOTALS		0-0	3.18	4	0	0	0	0	5.2	8	5	2	0	1	5-0	2	3	0	.308
MINOR TOTALS		21-12	3.37	125	31	0	0	2	323.0	259	134	121	29	22	118-0	381	40	9	.217

* Led league # Tied for league lead

- 1- Signed by Arizona as a non-drafted free agent on July 21, 2014...signed by Mack Hayashi.
- 2- Acquired by Texas from Arizona, along with a player to be named later (LHP Josh Javier), in exchange for LHP Jake Diekman and cash considerations on July 31, 2018.
- 3- Became a free agent on December 2, 2019...re-signed with Texas on December 5, 2019.

FRONT OFFICE
COACHES
HUANG
2019 REVIEW
OPPONENTS
RECORDS
DEVELOPMENT
MEDIA

SAM HUFF



C #85

R BATS **R** THROWS
6'5" **240** lbs
 HEIGHT WEIGHT
22
 OPENING DAY AGE

BORN • Jan. 14, 1998 in Phoenix, AZ
RESIDES • Phoenix, AZ
ACQUIRED • Selected in the 7th round of the 2016 June draft
CONTRACT STATUS • Signed through 2020
SERVICE TIME • 0.000 **OPTIONS USED** • 0/3

NON-ROSTER INVITEE

CAREER: Huff will be in Major League spring training for the 1st time in his career after establishing himself as one of the club's premier prospects last season...in 2019, the 22-year-old translated elite raw power into game action, hammering a career-best 28 home runs across 2 levels of the Texas farm system...enters the 2020 season at no. 73 (MLB.com) and no. 99 (*Baseball America*) on the list of top 100 prospects in baseball, and is rated by both services as 2nd-best in the organization behind 3B Josh Jung...has split the last 2 seasons between Low-A Hickory and High-A Down East, averaging 19.3 at-bats per home run (890 AB/46 HR) since reaching full-season ball in 2018...owns a .264/.328/.473/.801 slash line through 4 minor league seasons and ranks 2nd among Texas minor leaguers with 56 HR since making his professional debut in 2016 (57-Curtis Terry)...has thrown out 71 of 208 (34.1%) attempted base stealers in 165 career appearances behind the plate, but has also seen 15 games worth of action at first base...the Phoenix native was selected by Texas in the 7th round of the 2016 June draft out of Arcadia (AZ) High School.

2019: Posted a career-best 28 HR and 72 RBI between 2 levels, reaching High-A for the 1st time...ranked as the 3rd-highest HR total in the Texas organization (33-Matt Davidson, 31-Patrick Wisdom)...began the season with Low-A Hickory and registered a 1.165 OPS before promotion to High-A Down East on 5/9...batted .325 (26-80) with 12 HR and 17 RBI over 23 G in April, earning MiLB.com South Atlantic League Player of the Month honors in addition to Texas Rangers April Player of the Month and SAL Player of the Week for 4/22-28...struck out in 32.5% of plate appearances for Hickory, but dropped that rate to 28.9% with Down East...19-game hitting streak with the Wood Ducks from 7/9-8/1 was T2nd-longest such streak in the Carolina League...named 2019 SiriusXM All-Star Futures Game

MVP after hitting a game-tying 2-R HR at Progressive Field in Cleveland...named a CL postseason All-Star...rated by *Baseball America* as Texas' 28th-best prospect and the 5th-best prospect in the CL, as well as having the Best Power in the CL and SAL in the publication's Best Tools rankings...clocked with an average exit velocity on batted balls of 91.0 mph according to BA, sitting well above last season's Major League average of 88.1 mph...threw out 30 of 63 (47.6%) attempted base stealers.

2018: Named to South Atlantic League mid-season All-Star team and was honored as a Texas Organization All-Star by MiLB.com...hit 18 HR for Hickory, ranking T1st among Crawdads and T6th in the SAL...made 56 starts at catcher and threw out 18 of 60 (30%) attempted base stealers...also appeared at first base...**2017:** Named as the catcher on the Arizona League postseason All-Star Team...tied for the AZL lead with 9 HR and also ranked among the league leaders in TB (T4th, 89) and RBI (T10th, 31)...averaged a HR every 21.89 AB, 4th-best rate in the AZL...appeared in 30 G behind the plate and threw out 16 of 53 (30.2%) would-be basestealers, 4th-highest in the AZL...**2016:** Posted the 7th-highest average in the Arizona League (min. 95 AB) in his 1st pro season...reached safely in 24 of 28 games...batted .419/.486/.548 over final 8 games.

PERSONAL/AMATEUR: Samuel Nicholas Huff...led Arizona high schoolers with 14 home runs as a senior at Arcadia HS in Phoenix, earning a spot on the Arizona Republic's All-Arizona boys baseball team...was named the 140th-best prospect in the 2016 June draft by *Baseball America*...father, Steve, was selected by San Francisco in the 7th round of the 1976 MLB January draft...originally committed to play baseball at Grand Canyon University in Phoenix.

CAREER RECORD

YEAR	CLUB	AVG	G	AB	R	H	TB	2B	3B	HR	RBI	SH	SF	BB-I	SO	SB	CS	HP	GIDP	OBP	SLG
2016	AZL Rangers—1	.330	28	97	19	32	47	10	1	17	0	1	16-0	29	0	3	6	436	.485		
2017	AZL Rangers	.249	49	197	34	49	89	9	2	#9	31	0	3	24-1	66	3	2	1	3	.329	.452
2018	Hickory	.241	118	415	53	100	182	22	3	18	55	0	2	23-2	140	9	1	8	5	.292	.439
2019	Hickory	.333	30	108	22	36	86	5	0	15	29	0	0	6-1	37	4	1	0	0	.368	.796
	Down East	.262	97	367	49	96	156	17	2	13	43	0	2	27-2	117	2	5	9	10	.326	.425
MINOR TOTALS		.264	322	1184	177	313	560	63	8	56	175	0	8	96-6	389	18	9	21	24	.328	.473

* Led league # Tied for league lead

1- Selected by Texas in the 7th round of the 2016 June draft...signed by Josh Simpson.

FRONT OFFICE

COACHES

HUFF

2019 REVIEW

OPPONENTS

RECORDS

DEVELOPMENT

MEDIA



ANDY IBÁÑEZ

R BATS **R** THROWS
5'11" **205** lbs.
 HEIGHT WEIGHT
26
 OPENING DAY AGE

BORN • April 3, 1993 in Havana, Cuba
RESIDES • Puerto Principe, Haiti
ACQUIRED • Signed as a non-drafted free agent on July 7, 2015
CONTRACT STATUS • Signed through 2020
SERVICE TIME • 0.000 **OPTIONS USED** • 0/3

NON-ROSTER INVITEE

CAREER: The infielder, who turns 27 on April 3, will be in big league camp for a 3rd straight spring and is still seeking his Major League debut...returned to Triple-A last season and registered career bests in several offensive categories, including batting average (.300), home runs (20), slugging percentage (.497), and OPS (.871)...has compiled a .285/.352/.443/.794 slash line through 4 seasons in the Rangers farm system since signing with the club as a non-drafted free agent in 2015...owns a career 0.60 strikeout-to-walk ratio, T4th-highest among Texas farmhands with at least 1000 minor league plate appearances since 2016...has previously been ranked on MLB.com's top Rangers prospect lists in 2016 (no. 2) and 2017 (no. 16)...debuted in Serie Nacional, Cuba's top league, in 2011 at the age of 18 and won a gold glove as a second baseman in his rookie campaign...batted .283/.348/.419/.767 over 3 seasons from age 18-20 in the Cuban National Series prior to signing with Texas.

2019: Registered the 5th-highest qualified average (.300) among Texas minor leaguers in his 2nd season at the Triple-A level...was named an MLB.com organization All-Star after leading Nashville (AAA) batters in doubles (30), runs (91), and OPS (.871) and finishing 3rd in HR (20) and RBI (65)...recorded 20-game on-base streak from 7/24-8/20, batting .377 (29-77) with a .473 OBP during that stretch...slashed .308/.385/.538/.924 (52-169) in 43 contests after the All-Star break compared to .295/.368/.473/.841 (88-298) in 78 games before the break...owned reverse splits, batting .302 (104-344) with .895 OPS against right-handed pitchers opposed to .293 (36-123) with .805 OPS vs. left-handers...saw action defensively at the shortstop position (26 G) for the 1st time in his professional career, but split the majority of his appearances in the field between third base (48 G) and second base (35 G).

2018: Spent the entire season with Round Rock in his 1st career Triple-A action...led the Express in games (125), hits (131), and total bases (190) while also ranking among club leaders in runs (2nd, 40), home runs (T2nd, 12), doubles (T2nd, 21), walks (T3rd, 62), and RBI (4th, 55)...among Pacific Coast League leaders, finished 7th in P/ASO (6.96), T7th in hits,

and T8th in games played...batted .289 (101-349) with .743 OPS against right-handed pitching, .263 (30-114) with .787 OPS against southpaws...made 115 total starts at third base (91) and second base (24), compiling a .973 fielding pct. (10 E/368 TC)...appeared in 19 G for Aguilas in the Dominican Winter League, batting .164 (11-67)...**2017:** Tabled as the organization's 16th-best prospect by MLB.com...returned to Frisco (AA) for a 2nd consecutive season, starting 70 G as the team's primary second baseman...was on disabled list, 4/18-5/29, with right finger dislocation...batted .278 (20-72) against left-handed pitchers compared to .261 (62-238) against right-handers, with all 8 of his HR coming against righties...compiled a .985 (5 E/338 TC) fielding percentage at second base...**2016:** Rated the 2nd-best prospect in the Texas organization by MLB.com after batting .285 (140-492) with 13 HR and 66 RBI with Hickory (A) and Frisco in his stateside debut...was named a Texas Organization All-Star by MLB.com...was 4-for-5 with 4 RBI in season debut on 4/7 at Kannapolis and batted .439/.489/.732 over his 1st 10 G to capture the South Atlantic League's 1st Player of the Week award for the season, 4/7-17...batted .281/.324/.391 (18-64) over 19 G with the Surprise Saguaros in the Arizona Fall League...**2015:** Did not see official game action...was one of the top hitters in the Colombian Winter League, batting .370 (27-73) with 8 doubles, one triple, 14 RBI, 6 walks, and 15 runs.

WORLD BASEBALL CLASSIC: Was the youngest member of the Cuban National Team at the 2013 World Baseball Classic...club finished 4-2, with Ibáñez appearing in 5 games...played alongside Jose Abreu, Yuli Gurriel, Yasmany Tomas, Guillermo Heredia, and Raisel Iglesias.

PERSONAL/AMATEUR: Andy (Velazquez) Ibáñez...pronounced ee-BAHN-yez...signed by Gil Kim, Chu Halabi, and Jose Fernandez on 7/7/15...led Cuba's 16U national league in batting average (.458), slugging percentage (.703), and stolen bases (18) in 2009...represented Cuba at 16U World Championships in Taiwan in 2009 and at 18U World Championships in Canada in 2010...was teammates with Jorge Soler and Lourdes Gurriel on bronze-medal winning 18U club.

CAREER RECORD

YEAR	CLUB	AVG	G	AB	R	H	TB	2B	3B	HR	RBI	SH	SF	BB-1	SO	SB	CS	HP	GDP	OBP	SLG
2016	Hickory—1	.324	49	185	28	60	101	18	1	7	35	2	3	29-3	28	10	8	1	5	.413	.546
	Frisco	.261	81	307	39	80	120	18	2	6	31	3	3	25-0	47	5	2	2	9	.318	.391
2017	Frisco	.265	82	310	33	82	124	14	2	8	29	4	3	25-0	48	6	1	3	5	.323	.400
2018	Round Rock	.283	125	463	62	131	190	21	1	12	55	3	4	40-0	74	1	6	5	7	.344	.410
2019	Nashville	.300	121	467	91	140	232	30	1	20	65	3	2	53-1	91	7	7	4	8	.375	.497
MINOR TOTALS		.285	458	1732	253	493	767	101	7	53	215	15	15	172-4	288	29	24	15	34	.352	.443


* Led league # Tied for league lead

1- Signed by Texas as a non-drafted free agent on July 7, 2015...signed by Gil Kim, Chu Halabi, and Jose Fernandez.

WORLD BASEBALL CLASSIC RECORD

YEAR	CLUB	AVG	G	AB	R	H	TB	2B	3B	HR	RBI	SH	SF	BB-1	SO	SB	CS	HP	GDP	OBP	SLG
2013	Cuba	.000	5	1	1	0	0	0	0	0	0	0	0	0-0	0	0	0	0	0	.000	.000

JAMES JONES



LHP #66

L BATS **L** THROWS
6'3" **205** lbs.
 HEIGHT WEIGHT
31
 OPENING DAY AGE

BORN • Sept. 24, 1988 in Brooklyn, NY

RESIDES • Redondo Beach, CA

ACQUIRED • In a 5-player trade with Seattle on Nov. 16, 2015

CONTRACT STATUS • Signed through 2020

SERVICE TIME • 0.170 **OPTIONS USED** • 2/3

NON-ROSTER INVITEE

CAREER: The 31-year-old left-hander is entering his fourth season as a pitcher and will be in his fifth campaign in the Texas organization...a Texas League All-Star in 2019, he was also selected as winner of the inaugural True Ringer Award, which highlights players who represent the core values of the organization in a positive light both on and off the field...originally acquired in a 5-player trade with the Mariners on 11/16/15, the amiable Jones is in Major League camp for the first time since 2016, when he was a non-roster invitee as an outfielder...research indicates that Jones will be the first player in club history to attend ML spring camp as both a position player and pitcher in separate years, although Matt Davidson spent time in both roles in 2019 camp...the former MLB outfielder, who played for the Seattle Mariners in 2014-15, converted to being strictly a pitcher in 2017...has produced a 4.47 ERA, 1.490 WHIP, and 8.9 strikeouts per 9 innings over 75 games/100.2 innings on the mound in his pro career...missed almost the entire 2017 campaign following 8/24/16 'Tommy John' surgery on left elbow...made 4 spring appearances for TEX over the past two seasons.

2019: Combined to go 2-1 with 2 saves, setting career bests with a 2.67 ERA and 1.156 WHIP figure over 45 appearances with Frisco (AA) and Nashville (AAA)...was selected for the Texas League All-Star Game, pitching a scoreless 7th inning for victorious South squad on 6/25 in Tulsa...opponents slashed just .196/.307/.316/.622, including a .163 BA (15-92) by left-handed batters...final 31 G beg. 5/22: 1.40 ERA (7 ER/45.0 IP), .502 opp. OPS...averaged 10.0 SO/9 for the year...spent bulk of year with Frisco before transfer to Nashville on 8/16...ranked 2nd on Frisco staff with 40 G...pitched in 25 G for Lacey in the Dominican Winter League in Oct./Nov./Dec., posting a 1.50 ERA (2 ER/12.0 IP) with 12 SO.

2018: In 1st full season on the mound, combined to go 1-1 with a 7.34 ERA (25 ER/30.2 IP) over 23 G/2 GS with the AZL Rangers, Down East (High-A), Frisco, and Round Rock (AAA)...opened the season at Down East and earned 1st professional win on 4/29 vs. Carolina...was promoted to Frisco on 5/15 and was on the DL from 6/17-7/20...completed rehab assignment with AZL Rangers, 7/14-20...promoted to Round Rock upon activation for remainder of the season...missed time in Sept. with right shin contusion...**2017:** Returned from elbow surgery rehab in late August to toss 3.1 IP over 4 G/one GS with the AZL Rangers...**2016:** Made an in-season conversion to the mound...was a non-roster invite to Spring Training as an outfielder and batted .232 (64-276) over 76 games with Round Rock...was transferred to the AZL Rangers on 7/12 and made his professional debut on the mound 8/4 at AZL Angels (1.0

IP, 1 K)...promoted to Hickory on 8/9...appeared in one game with Hickory on 8/9 vs. AUG (0.2 IP, 4 R)...on DL, 8/10-end of season, with a left elbow impingement...underwent 'Tommy John' ligament replacement surgery on 8/24...**2015:** Batted .103 (3-29) in 28 G spanning 3 stints with Seattle: 6/15-24, 7/4-5, and 9/8-end of season...opened year 0-for-13 across 1st 2 stints before a 3rd-inning double in start on 9/11 vs. COL...was 0-for-10 over his final 14 G, a span in which he made just one start...made 6 total starts, all in CF, seeing action in 20 total games in CF and 6 G in RF...spent bulk of season with Tacoma (AAA), where he missed over 2 months due to DL stints...finished among PCL leaders in triples (T6th) and steals (T10th)...on Rainiers DL 4/17-5/1 (concussion) and 7/11-8/28 (right big toe fracture)...compiled a .341/.397/.462/.859 (45-132) slash line with 9 2B, 2 3B, a HR, and 7 SB over 34 G for Aragua in the Venezuelan Winter League after the season...**2014:** Saw his 1st ML action with Seattle, batting .250 (78-312) with 46 R, 9 2B, 5 3B, 9 RBI, and 27 SB over 4 stints with the M's: 4/16-19, 5/5-8/1, 8/11-17, and 8/29-end of season...ranked among A.L. rookies (250+ PA's) in average (11th), runs (7th), and hits (9th)...set M's club record with hits in each of 1st 15 ML starts...ML debut on 4/18 at MIA as def replacement in RF, single in only PA (off A.J. Ramos in 8th)...**2013:** Spent the majority of the season with Jackson (AA), and saw brief stint with Tacoma in Triple-A debut (8/30-9/2)...combined to hit .278 (105-378) in 105 G with 16 2B, 10 3B, 6 HR, and 46 RBI...**2012:** Spent season with High Desert (High-A), establishing career highs in most offensive categories including runs (109), hits (151), doubles (28), triples (12), HR (14), RBI (76), and OPS (.875)...**2011:** Played in 83 games with High Desert before season was cut short due to injury...placed on disabled list after fracturing nose on 7/23...played for Adelaide in Australian Baseball League, batting .307/.398/.542/.940 (51-166) with 8 HR and 25 RBI in 45 games...**2010:** In 1st full pro season, batted .269 (132-491) with 10 3B and 12 HR in 132 games with Clinton (A)...**2009:** Began pro career with Everett (Short season A), appearing in games at 1st base, RF and DH...participated in the Mariners 2009 Instructional League and named Leader of the Camp by staff.

PERSONAL/AMATEUR: James Steven Jones...married Jasmine Carter on 1/16/16 and the couple has a son, Nehemiah (2)...graduated from High School of Telecommunications (Brooklyn, NY) in 2006...attended Long Island University, 2007-09...ranked 65th in *Baseball America's* list of all draft prospects in 2009, including 30th among college players...earned first team All Northeast Conference, 2007-09...pitched and also played at both 1st base and in the outfield...selected by Seattle in the 4th round of the 2009 June draft...signed by SEA scout David May.

FRONT OFFICE

COACHES

JONES

2019 REVIEW

OPINIONS

RECORDS

DEVELOPMENT

MEDIA

JONES CONTINUED

CAREER PITCHING RECORD

YEAR	CLUB	W-L	ERA	G	GS	CG	SHO	SV	IP	H	R	ER	HR	HB	BB-I	SO	WP	BK	AVG
2016	AZL Rangers	0-0	0.00	2	0	0	0	0	2.0	2	0	0	0	0	0-0	3	0	0	.222
	Hickory	0-0	54.00	1	0	0	0	0	0.2	4	4	4	0	0	1-0	0	2	0	.800
2017	AZL Rangers	0-0	5.40	4	1	0	0	0	3.1	3	4	2	0	1	4-0	3	1	0	.273
2018	Down East	1-1	5.93	10	0	0	0	0	13.2	20	14	9	2	2	9-0	10	1	0	.345
	Frisco	0-0	10.50	6	0	0	0	0	6.0	10	8	7	2	1	3-0	7	1	0	.357
	AZL Rangers	0-0	2.25	2	2	0	0	0	4.0	3	1	1	0	0	1-0	3	0	0	.200
2019	Round Rock	0-0	10.29	5	0	0	0	0	7.0	11	8	8	2	1	5-0	2	3	0	.379
	Frisco	1-1	2.56	40	0	0	0	2	56.1	38	22	16	6	6	29-1	64	5	0	.191
	Nashville	1-0	3.52	5	0	0	0	0	7.2	6	3	3	0	1	1-0	7	1	0	.231
	MINOR TOTALS	3-2	4.47	75	3	0	0	2	100.2	97	64	50	10	12	53-1	99	14	0	.255

* Led league # Tied for league lead

CAREER BATTING RECORD

YEAR	CLUB	AVG	G	AB	R	H	TB	2B	3B	HR	RBI	SH	SF	BB-I	SO	SB	CS	HP	GIDP	OBP	SLG
2009	Everett—1	.311	45	164	28	51	76	12	2	3	24	0	0	19-0	40	0	3	3	4	.392	.463
2010	Clinton	.269	132	491	87	132	212	24	10	12	65	1	1	62-0	122	24	10	5	6	.356	.432
2011	High Desert	.247	83	296	42	73	112	16	4	5	29	1	1	42-4	92	16	3	4	5	.347	.378
2012	High Desert	.306	126	493	109	151	245	28	12	14	76	3	4	54-1	124	26	17	5	6	.378	.497
	Jackson	.275	101	363	44	100	152	14	10	6	45	2	0	40-2	72	28	9	0	7	.347	.419
2014	Tacoma	.333	4	15	2	5	7	2	0	0	1	0	0	2-0	2	0	0	0	2	.412	.467
	Tacoma	.282	37	156	24	44	62	6	3	2	15	3	0	13-0	61	7	3	1	4	.341	.397
2015	Tacoma	.250	108	312	46	78	97	9	5	0	9	4	0	12-0	37	27	1	0	4	.278	.311
	Seattle	.272	72	265	47	72	101	12	7	1	28	3	2	38-0	43	25	4	2	9	.365	.381
2016	Seattle	.103	28	29	1	3	4	1	0	0	0	0	0	2-0	13	1	1	0	0	.161	.138
	AZL Mariners	.750	3	8	4	6	12	1	1	1	5	0	0	2-0	1	2	0	0	0	.800	1.500
2016	Round Rock—2,3,4	.232	76	276	31	64	91	10	4	3	21	2	1	23-0	87	12	7	3	7	.297	.330
MAJOR TOTALS		.238	136	341	47	81	101	10	5	0	9	4	0	14-0	80	28	2	0	4	.268	.296
MINOR TOTALS		.277	683	2531	419	700	1072	125	53	47	309	15	9	297-7	614	142	57	23	50	.357	.424

- 1- Selected by Seattle in the 4th round of the 2009 June draft...signed by David May.
- 2- Acquired by Texas from Seattle, along with RHP Tom Wilhelmsen and a player to be named later (OF Patrick Kivlehan), in exchange for OF Leonys Martin and RHP Anthony Bass on Nov. 16, 2015.
- 3- Granted free agency on Nov. 4, 2019.
- 4- Re-signed by Texas as a minor league free agent on Jan. 8, 2020.

CAREER FIELDING

OF	PCT	G	P	A	E	TC	DP
2014	.988	98	158	1	2	161	0
2015	1.000	27	21	0	0	21	0
Totals	.989	125	179	1	2	182	0


CAREER HIGHS

Hits: 4, June 30, 2014 at HOU
Runs: 3, 2x, last July 1, 2014 at HOU
Doubles: 1, 10x, last Sept. 11, 2015 vs. COL
Triples: 1, 5x, last Sept. 13, 2014 vs. OAK
RBI: 2, 2x, last July 1, 2014 at HOU
Walks: 2, 2x, last June 16, 2015 at SF
Stolen Bases: 3, 2x, last June 30, 2014 at HOU
Hitting Streak: 13, May 9-24, 2014



Winners of the Rangers' 2019 Minor League Awards are honored by several team officials during a pregame ceremony on September 27, 2019 at Globe Life Park in Arlington. True Ranger Award winner James Jones is pictured, fourth from the right.

ARIEL JURADO



RHP #37

R BATS **R** THROWS
6'2" **240**^{lbs}
 HEIGHT WEIGHT
24
 OPENING DAY AGE

BORN • Jan. 30, 1996 in Aguadulce, Panama

RESIDES • Capellanía, Panama

ACQUIRED • Signed as a non-drafted free agent on Dec. 14, 2012

CONTRACT STATUS • Signed through 2020

SERVICE TIME • 1.052 **OPTIONS USED** • 2/3

FRONT OFFICE

COACHES

JURADO

2019 REVIEW

OPPONENTS

RECORDS

DEVELOPMENT

MEDIA

CAREER: Pronounced air-REE-el hurr-RAH-doe...the 24-year-old right-hander saw his 1st extended time in the Majors in 2019, spending the final 5 months of the season with Texas...has totaled 44 games/26 starts with the Rangers in 2018-19, and has a career 5.85 ERA and 1.514 WHIP figure...has had more success in a relief role in MLB, posing a 4.19 ERA, 1.372 WHIP, and .754 opponent OPS over 18 games...over a 7-year minor league career, the groundball specialist has produced a 3.40 ERA, 1.250 WHIP, 7.0 strikeouts per 9 innings, and just 0.7 home runs per 9 innings...before losing his rookie status in 2018, Jurado was consistently rated by multiple outlets as a top Texas prospect after signing as a non-drafted free agent in 2012...became the seventh native of Panama to appear for the Rangers...was named the organization's Nolan Ryan Minor League Pitcher of the Year in 2015 following a breakout campaign with Single-A Hickory.

2019: Finished 7-11, 5.81 (79 ER/122.1 IP) in 32 G/18 GS for Rangers in his 2nd ML season...logged the 3rd-most starts on the Texas staff despite spending nearly the entire 1st month of the season in the minors...ranked among staff leaders in losses (T1st), wins (3rd), innings (4th), and strikeouts (5th, 81)...in 18 starts, went 5-9, 6.68 with 7 quality starts, 1.613 WHIP and .928 opp. OPS...in 14 relief app., was 2-2, 3.07 with 1.159 WHIP and .699 opp. OPS...began the year with Nashville, going 3-0 with a 3.57 ERA (9 ER/22.2 IP) in 4 G/GS, posting a 1.368 WHIP figure with 8.7 SO/9.

SUMMARY: Recalled from Nashville (AAA) on 4/26 and worked out of the bullpen, going 1-1 with a 1.50 ERA (2 ER/12.0 IP) over 8 relief app...moved into rotation on 5/18 and went 4-2 with a 4.53 ERA (23 ER/45.2 IP) over next 9 G/8 GS...posted 4 consecutive quality starts from 5/26-6/11...tied career best with wins in 3 straight outings, 5/31-6/11...over 11 G/9 GS in July and August, was 2-7 with a 6.55 ERA...on 8/12 at TOR and 8/17 vs. MIN, became just the 5th pitcher in club history to allow 8+ R in back-to-back starts...in 1st career CG on 8/22 at CWS (8.0 IP, 10 H, 6 R-ER), became 1st Ranger with 10+ H and 6+ ER in a CG since Charlie Hough on 7/5/84 vs. DET...returned to pen for the majority of Sept., going 0-1, 13.03 (14 ER/9.2 IP) in 4 G/1 GS.

NOTES: Recorded one hold, 3 games finished, and allowed 3 of 10 inherited runners to score...still has zero career save chances...career-high 7 K's on 7/3 vs. LAA...his 15 unearned runs allowed ranked 2nd in A.L. and T4th in MLB...had a 46.8% groundball percentage, nearly 7 points lower than his rookie figure in 2018 (52.5)...opponents swung and missed on 18.0% of pitches, up from 10.3% in 2018.

2018: Made his MLB debut in May and spent the final 2 months of the season in the club's rotation, going 5-5, 5.93 (36 ER/54.2 IP) over 2 stints with TEX (5/19 and 7/28-end of season)...ranked T4th among Rangers with 5 wins, including team-best 3 wins in Sept...was 3-4, 5.71 (26 ER/41.0 IP) in 8 GS and 2-1, 6.59 (10 ER/13.2 IP) in 4 relief outings...20 of 66 hits allowed were XBH (11 2B, 2 3B, 7 HR)...was 22 years, 109 days old for ML debut on 5/19 at CWS, youngest Ranger to make a start for Texas since Martin Pérez (22.108) on 7/21/13 vs. BAL...became the 7th native of Panama to ever appear for Texas, joining Paolo Espino (2017) as the only Panamanians with the club since Bruce Chen in 2007...spent balance of season with Frisco (AA), where he was a Texas League All-Star for a 2nd straight season...**2017:** Posted career highs in starts (27), innings (157.0) while leading Frisco in both categories...ranked among Texas League leaders in innings (2nd) and HR/9 (3rd, 0.92)...went 5-0, 1.86 (8 ER/38.2 IP) over 6 starts in May...earned win for South in Texas League All-Star Game on 6/27 in Frisco...**2016:** Reached Double-A at age 20, going 8-6 with a 3.66 ERA (50 ER/123.0 IP) and 106 SO over 24 G/22 GS with High Desert (High-A) and Frisco...promoted to Frisco on 7/22 and was the 3rd-youngest player in the Texas League at the time of his 1st start...started one game for Panama in the WBC qualifier on 3/20 vs. Colombia, recording 4 SO over 2.1 scoreless innings...went 0-1, 3.00 (6 ER/18.0 IP) over 5 starts with Magallanes in the Venezuelan Winter League...**2015:** Chosen as the organization's Nolan Ryan Minor League Pitcher of the Year...named a *Baseball America* Low Class A All-Star and South Atlantic League Mid-season All-Star...tabbed the 11th-best prospect in the SAL by *Baseball America*...led all Texas farmhands in victories...opened season in the Hickory rotation and went 9-0, 2.07 (14 ER/61.0 IP) over 11 games/10 starts prior to the All-Star break...had the 4th-highest GO/AO (3.20) through the first half...named SAL Pitcher of the Month for May, going 3-0, 1.24 (4 ER/29.0 IP) in 5 starts...was chosen as the starter for the Northern Division in the SAL All-Star Game...spent bulk of the 2nd half in the Crawdads bullpen, going 3-1, 3.08 (13 ER/38.0 IP) over 11 games/5 starts...**2014:** Compiled a 1.63 ERA (7 ER/38.2 IP) over 14 games/3 starts in stateside debut...**2013:** Started 9 games for the DSL Rangers in his first professional season.

PERSONAL: Ariel Bolívar (Agrazal) Jurado...signed by Rangers scout Eduardo Thomas.

JURADO CONTINUED

CAREER RECORD

YEAR	CLUB	W-L	ERA	G	GS	CG	SHO	SV	IP	H	R	ER	HR	HB	BB-I	SO	WP	BK	AVG
2013	DSL Rangers—1	6-0	2.39	9	9	0	0	0	49.0	48	21	13	1	5	3-0	47	5	1	.254
2014	AZL Rangers	2-1	1.63	14	3	0	0	0	38.2	35	15	7	1	1	8-0	35	2	0	.233
2015	Hickory	12-1	2.45	22	15	0	0	0	99.0	92	36	27	5	1	12-0	95	4	2	.246
2016	High Desert	7-2	3.86	16	16	0	0	0	79.1	83	38	34	4	1	24-0	71	3	0	.272
	Frisco	1-4	3.30	8	6	0	0	0	43.2	44	17	16	3	2	10-0	35	3	0	.263
2017	Frisco	9-11	4.59	27	27	0	0	0	157.0	*188	93	80	16	10	37-0	95	5	0	.302
2018	Frisco	5-3	3.28	16	16	1	1	0	101.2	107	42	37	12	3	17-0	58	1	1	.272
	Texas	5-5	5.93	12	8	0	0	0	54.2	66	36	36	7	0	18-1	22	0	0	.297
2019	Nashville	3-0	3.57	4	4	0	0	0	22.2	29	9	9	1	1	2-0	22	1	0	.315
	Texas	7-11	5.81	32	18	1	0	0	122.1	148	94	79	21	4	36-1	81	3	0	.304
MAJOR TOTALS		12-16	5.85	44	26	1	0	0	177.0	214	130	115	28	4	54-2	103	3	0	.302
MINOR TOTALS		45-22	3.40	116	96	1	1	0	591.0	626	271	223	43	24	113-0	458	24	4	.273

* Led league # Tied for league lead


1- Signed by Texas as a non-drafted free agent on Dec. 14, 2012...signed by Eduardo Thomas.

CAREER FIELDING

P	PCT	G	PO	A	E	TC	DP
Totals	.929	44	9	17	2	28	0

CAREER HIGHS

Innings: 8.0, Aug. 22, 2019 at CWS
Relief Innings: 6.0, Aug. 28, 2019 at LAA
Low-Hit CG: 10, Aug. 22, 2019 at CWS (8.0 IP)
Strikeouts: 7, July 3, 2019 vs. LAA
Walks: 4, July 14, 2019 vs. HOU
Winning Streak: 3, 2x, last May 31-June 11, 2019
Losing Streak: 4, 2x, last Aug. 7-22, 2019
Scoreless Streak: 12.0 IP, June 21-July 3, 2019



ISIAH KINER-FALEFA

R
BATS

R
THROWS

5'11"
HEIGHT

190
lbs
WEIGHT

25
OPENING DAY AGE

BORN • March 23, 1995 in Honolulu, HI

RESIDES • Honolulu, HI

ACQUIRED • Selected in the 4th round of the 2013 June draft

CONTRACT STATUS • Signed through 2020

SERVICE TIME • 2.000 **OPTIONS USED** • 0/3

CAREER: The versatile Kiner-Falefa (pronounced KYE-nuhr fuh-LEFF-uh) has seen Major League action primarily as a third baseman and catcher over the last two seasons, and enters the 2020 season seeking an expanded role as a utility player...is coming off a 2019 campaign that he split between Texas and the minor leagues, as he was limited to 65 Major League games while spending more than a month on the injured list...worked primarily as an infielder upon his return from injury last season...earned Rangers Rookie of the Year honors in 2018 and was named the club's 2018 Heart and Hustle Award winner by the MLB Players Alumni Association...the only positions he has not played in his pro career are right field and pitcher...the Hawaii native was selected by the Rangers in the fourth round of the 2013 June draft out of Mid-Pacific Institute in Honolulu, Hawaii.

2019: Batted .238/.299/.322/.620 over 65 games spanning 3 stints with Texas: Opening Day-7/19, 8/2-20, 8/27-end of season...named to Opening Day roster for the 1st time...began season as club's backup catcher and hit .250 (10-40) with 2 XBH (both doubles) over his 1st 13 G through 4/25...in next 49 G with Texas from 4/26-9/21, hit .215 (32-149) with a .576 OPS to drop season BA to .222...went 6-for-13 in final 3 G to finish the year at .238...made 55 total starts at C (32), 3B (23), and DH (1)...went 3-for-15 in throwing out attempted base stealers, and his only game behind plate w/ TEX after 6/6 vs. BAL was start on 9/21 at OAK...lone HR was on 5/12 at HOU, as 4 of his 5

career HR have come at Minute Maid Park...career-best 4 RBI on 5/4 vs. TOR, most by a TEX 9-hole hitter since 5/14/16 vs. TOR (Bobby Wilson-4)...6-G hit streak 8/11-19 matched career best...posted walk-off singles both 8/19 vs. LAA and 8/31 vs. SEA, 1st game-ending RBI of his career...batted .350 (14-40) when leading off an inning.

MINORS: Combined to bat .234 (22-94) with 2 HR and 13 RBI in 26 G with Nashville and Frisco...went 11-for-45 (.244) over a 13-G rehab assignment with NAS (5 G) and FRI (8 G), was optioned to Frisco upon being activated from the IL on 7/20.

INJURY: Was on the 10-day injured list, 6/7-7/19 with a right middle finger sprain...opened season as club's backup catcher, although that status was changed when he was reinstated from the IL and optioned to Frisco (AA) on 7/20, at which point his catching duties were limited for the remainder of the year.

2018: Recalled from Round Rock (AAA) on 4/10 when Elvis Andrus suffered a fractured elbow...made ML debut on 4/10 vs. LAA, recorded 1st hit on 4/13 at HOU (Gerrit Cole) and 1st HR on 4/14 at HOU (Charlie Morton)...spent final 3 months as club's backup catcher...ranked among A.L. rookie leaders in hits (T6th, 93), stolen bases (T6th, 7), OBP (7th, .325), doubles (T8th, 18), batting (9th, .261), walks (10th, 28), and total bases (10th, 127)...had team-high 3 G of 4+ hits in '18, T-most among ML rookies

KINER-FALEFA CONTINUED

FRONT OFFICE

COACHES

KINER-FALEFA

2019 REVIEW

OPINIONS

RECORDS

DEVELOPMENT

MEDIA

and most for Rangers rookie since George Wright in 1982...had 94 GS at 3B (38), C (35), 2B (19), and SS (2)...24 of last 27 GS were at catcher (3 G at 3B)...joined Jarrod Saltalamacchia (2008) as the only Texas catchers with 35+ starts in an age 23-or-younger season since Ivan Rodriguez in 1995...threw out 7 of 24 att. basestealers (32.0%)...threw out Hunter Dozier at 2nd base on a steal attempt to end the game in 1st catching appearance on 6/20 at KC, 1st career CS...according to Elias Sports Bureau, he became 1st MLB player (since stat was universally tracked in 1951) to record a game-ending CS in 1st-ever game played at catcher...**2017:** Tied for the Texas league lead with 31 doubles and also ranked among the TL leaders in hits (2nd, 148), stolen bases (T8th, 17), and total bases (T8th, 200)...was a mid-season All-Star in the TL...hit 1st HR as a pro on 4/8 vs. Springfield (331st pro game and 1,219th career at-bat)...**2016:** Appeared at 6 different defensive positions, including catcher for the 1st time in his career...also saw action at 1B, 2B, 3B, SS, CF...made pro debut in CF and at 1B on 8/3 vs. Midland...named the Rangers Minor League Defender of the Month for April...on DL 5/28-6/23 with right knee infection, including a 3-G rehab assignment with AZL Rangers, 6/21-23...hit .194 (6-31) with 7 BB over 10 G with the Surprise Saguaros in the Arizona Fall League...**2015:** Had the 5th-highest average among all Texas minor leaguers...combined to bat .296 (106-358) with 12 2B, 2 3B, and 40 RBI over 98 G with Hickory (A) and High Desert (High-A)...saw action at 2B, 3B, SS, LF...promoted

to High Desert on 6/25...**2014:** Hit a combined .246 (72-293) in 79 G with Hickory, Spokane, and the AZL Rangers...opened season with Hickory and was on DL 5/14-6/27 w/ hamate fracture on his left hand...**2013:** Compiled the 7th-highest average in the AZL...split time between 2B and SS.

COMMUNITY: Has been very active in the community during his time in the big leagues...in 2018, served as the honorary chair of the Baseball Tomorrow Fund Equipment Drive...participated in a public service campaign "Be A Hero for Hawaii" challenge with other Hawaiian pro athletes to help raise funds for the devastation caused by the volcano on Hawaii Island...participated with Rangers Foundation in distributing over 100 Thanksgiving dinners to families in West Dallas in 2018...in 2019, hosted football and volleyball Polynesian students from Euleiss Trinity High School...participated in the 2020 Rangers Winter Caravan and Comerica Peek at the Park fan event.

PERSONAL/AMATEUR: Isiah Kiner-Falefa...led the Mid-Pacific Institute Owls in Honolulu, Hawaii to the 2013 D1 Hawaii State Championship...batted .396 (21-53) with 3 doubles, one triple, 9 RBI, and 16 runs scored as a senior...was a 2012 First-Team All-Interscholastic League of Honolulu selection as a junior, playing multiple infield positions...had committed to San Jose State...sister, Leka, plays volleyball at Chaminade...is one of 5 natives of Hawaii to appear for Texas.

CAREER RECORD

YEAR	CLUB	AVG	G	AB	R	H	TB	2B	3B	HR	RBI	SH	SF	BB-I	SO	SB	CS	HP	GDP	OBP	SLG
2013	AZL Rangers—1	.322	41	149	36	48	53	5	0	0	11	4	0	15-0	24	12	3	1	5	.388	.356
2014	Hickory	.194	19	62	8	12	12	0	0	0	0	0	0	6-0	12	1	0	1	1	.275	.194
	AZL Rangers	.250	2	8	1	2	2	0	0	0	0	0	0	0-0	0	0	1	0	0	.250	.250
	Spokane	.260	58	223	27	58	70	8	2	0	16	2	0	19-0	34	2	4	4	8	.329	.314
2015	Hickory	.272	38	125	16	34	42	6	1	0	13	3	2	14-0	22	7	3	3	2	.354	.336
	High Desert	.309	60	233	38	72	80	6	1	0	27	2	1	9-0	28	4	3	9	5	.357	.343
2016	Frisco	.256	108	402	55	103	115	8	2	0	27	2	1	41-1	51	6	6	11	12	.341	.286
	AZL Rangers	.100	3	10	2	1	1	0	0	0	0	0	0	0-0	1	1	0	1	0	.182	.100
2017	Frisco	.288	129	513	58	148	200	#31	3	5	48	1	4	41-0	72	17	6	10	13	.350	.390
2018	Round Rock	.200	5	15	2	3	3	0	0	0	1	0	0	3-0	3	1	0	0	1	.333	.200
	Texas	.261	111	356	43	93	127	18	2	4	34	5	1	28-1	62	7	5	6	14	.325	.357
2019	Texas—2	.238	65	202	23	48	65	12	1	1	21	1	1	14-0	49	3	0	4	9	.299	.322
	Nashville	.147	9	34	3	5	8	3	0	0	2	0	0	1-0	6	1	0	2	0	.216	.235
	Frisco	.283	17	60	7	17	27	4	0	2	11	0	1	8-0	9	1	0	2	1	.380	.450
	MAJOR TOTALS	.253	176	558	66	141	192	30	3	5	55	6	2	42-1	111	10	5	10	23	.315	.344
	MINOR TOTALS	.274	489	1834	253	503	613	71	9	7	157	18	9	157-1	262	53	26	44	48	.344	.334

* Led league # Tied for league lead

1- Selected by Texas in the 4th round of the 2013 June draft...signed by Steve Flores on June 7, 2013.

2- On injured list, June 7-July 19, 2019, with right middle finger sprain...included rehab assignments with Nashville, July 1-7, and Frisco, July 8-19.

CAREER FIELDING

C	PCT	G	PO	A	E	TC	DP
2018	.996	35	227	15	1	243	2
2019	.996	38	243	11	1	255	0
Totals	.996	73	470	26	2	498	2
C (ADV.)	CS	SB	ATT	CS%	CERA	PB	
2018	7	17	24	29.2	4.57	4	
2019	3	12	15	20.0	5.61	4	
Totals	10	29	39	25.6	5.07	8	
3B	PCT	G	PO	A	E	TC	DP
2018	.960	46	23	98	5	126	8
2019	.973	25	18	53	2	73	5
Totals	.965	71	41	151	7	199	13
2B	PCT	G	PO	A	E	TC	DP
2018	.979	20	40	53	2	95	15
SS	PCT	G	PO	A	E	TC	DP
2018	.923	2	6	6	1	13	3

CAREER HIGHS

Hits: 4, 3x, last July 27, 2018 at HOU

Runs: 3, 2x, last Aug. 8, 2018 vs. SEA

Doubles: 2, 2x, last Aug. 8, 2018 vs. SEA

Triples: 1, 3x, last May 4, 2019 vs. TOR

Home Runs: 1, 5x, last May 12, 2019 at HOU

RBI: 4, May 4, 2019 vs. TOR

Walks: 2, 6x, last Aug. 14, 2019 at TOR

Stolen Bases: 1, 10x, last Sept. 26, 2019 vs. BOS

Hitting Streak: 6, 4x, last Aug. 11-19, 2019



RHP #28

COREY KLUBER

R BATS **R** THROWS
6'4" **215**_{lbs}
 HEIGHT WEIGHT
33
 OPENING DAY AGE

BORN • April 10, 1986 in Birmingham, AL

RESIDES • Winchester, MA

ACQUIRED • In a 3-player trade with Cleveland on Dec. 15, 2019

CONTRACT STATUS • Signed through 2020 (2021 club option)

SERVICE TIME • 7.074 **OPTIONS USED** • 2/3

CAREER: Kluber was acquired with cash considerations from the Cleveland Indians for OF Delino DeShields and RHP Emmanuel Clase on 12/15/19...the A.L. Cy Young Award winner in 2014 and 2017 was limited to just 7 starts in 2019 after being hit with a line drive and suffering a broken right forearm on 5/1 at MIA and straining his left oblique muscle during a minor league rehab start on 8/18...was one of MLB's most dominant pitchers from 2014-18, winning 18+ games four times, including a career best 20 victories in 2018...posted at least 200.0 innings in all 5 years, a span in which he averaged 17 wins, 32 starts, 218.0 innings, and 246 strikeouts...owns a career 98-58 record with a 3.16 ERA, 1.086 WHIP, and 9.8 strikeouts per 9.0 IP over a 9-year MLB career spent entirely with the Indians...was acquired by CLE at the July trading deadline in 2010 after being selected by SD in the 4th round of the 2007 June draft...pitched 3 years at Stetson University following his 2004 graduation from Coppell, TX High School.

ON THE LEADERBOARD: Kluber's career 3.16 ERA ranks 4th best among active pitchers (min. 1,300.00 IP), the 8th lowest in MLB over the last 40 years (beginning 1980)...his 1.09 WHIP is 19th best all-time since 1900, 4th among active pitchers...winning percentage of .628 (98-58) is 7th highest among active pitchers (min. 1,300 IP)...ranks 9th all-time with 33 games of at least 10 strikeouts and one or fewer walks.

Despite making just 7 starts and pitching 35.2 IP in 2019, is among the MLB leaders since 2014 in ERA (4th, 2.94), WHIP (4th, 1.04), strikeouts (4th, 1266), WAR (4th, 32.1), opponent OPS (5th, .626), wins (7th, 98), opponent batting average (7th, .223), winning percentage (9th, .639/min. 60 dec), quality starts (9th, 116), and innings (10th, 1127.0)...his 44 games with 10 or more strikeouts are 3rd most behind Max Scherzer (75) and Chris Sale (68) in that span.

THE HONOR ROLL: Is one of 21 pitchers to capture multiple Cy Young Awards with HOU's Justin Verlander and NYM's Jacob deGrom each winning for the 2nd time in 2019...only other CLE pitchers to win BBWAA A.L. Cy Young honors: Gaylord Perry (1972), C.C. Sabathia (2007), and Cliff Lee (2008)...earned 17 of 30 first place votes and 169 total points to edge SEA's Felix Hernandez in 2014 and 28 first place votes and 204 points to defeat BOS' Chris Sale in 2017...placed 3rd in the A.L. voting in both 2016 and 2018 and was 9th in 2015...would become just the 2nd Texas pitcher ever to win more than one "Cy", joining Gaylord Perry, whose 2nd tour with the Rangers (1980) came after his 2nd Cy Young win (1972 with CLE and 1978 with SD).

Was selected as the A.L. Pitcher of the Year by *The Sporting News* in 2016 and won Players Choice Award as A.L.'s Outstanding Pitcher in 2017...named to A.L. All-Star Team 3 straight years from 2016-18, earning the victory while pitching a scoreless 2nd inning on 7/12/16 at SD in lone career outing...is one of 4 CLE pitchers to record an All-Star victory: Mel Harder in 1934, Bob Feller in 1946, and Bartolo Colon in 1998.

CAREER MLB LEADERS FOR LOWEST ERA SINCE 1980 (MIN. 1300 IP)

ERA	ER	IP	PITCHER
2.44	617	2274.2	Clayton Kershaw
2.93	919	2827.1	Pedro Martinez
3.03	548	1629.2	Chris Sale
3.07	603	1769.0	John Tudor
3.12	1707	4916.2	Roger Clemens
3.13	642	1846.0	Madison Bumgarner
3.156	1756	5008.1	Greg Maddux
3.159	471	1341.2	Corey Kluber
3.17	506	1438.2	Stephen Strasburg

MAJOR LEAGUE LEADERS, 2014-19 (MIN. 700 IP)

ERA	PITCHER	WHIP	PITCHER
2.27	Clayton Kershaw	0.92	Clayton Kershaw
2.62	Jacob deGrom	0.98	Max Scherzer
2.81	Max Scherzer	1.00	Chris Sale
2.939	Corey Kluber	1.04	Corey Kluber
STRIKEOUTS	PITCHER	WAR	PITCHER
1623	Max Scherzer	40.6	Max Scherzer
1478	Chris Sale	32.7	Jacob deGrom
1335	Justin Verlander	32.5	Clayton Kershaw
1266	Corey Kluber	32.1	Corey Kluber

WITH THE TRIBE: Kluber's career ratio of 9.80 strikeouts per 9.0 IP is the best in CLE history among pitchers with at least 1,000.00 IP...has a 1.09 WHIP that is 2nd all-time behind Addie Joss (0.97), and his 1461 strikeouts place 3rd to Bob Feller (2581) and Sam McDowell (2159)...has the 2nd highest winning percentage at .628 (Cliff Lee-.634) and the 7th best opponent batting average (.232)...his 3.13 ERA is 12th lowest in franchise history (min. 1000.0 IP), 4th best since 1930 (2.71—Gaylord Perry; 2.84—Luis Tiant; 2.89—Sam McDowell).

POSTSEASON: Has a 4-3 record and 3.97 ERA (20 ER/45.1 IP) in 9 career playoff starts with the Indians...is tied with Orel Hershiser (all in 1995) for the most career postseason victories in franchise history...lost Game 1 of 2018 ALDS at HOU (4 ER/4.2 IP)...was 0-1 in 2 starts vs. NYY in 2017 ALDS with ND in Game 2 (6 ER/2.2 IP) and a loss in the 5th and deciding game (3 ER/3.2 IP), both in CLE.

FRONT OFFICE

COACHES

KLUBER

2019 REVIEW

OPPONENTS

RECORDS

DEVELOPMENT

MEDIA

KLUBER CONTINUED

FRONT OFFICE

COACHES

KLUBER

2019 REVIEW

OPPONENTS

RECORDS

DEVELOPMENT

MEDIA

Went 4-1, 1.83 (7 ER/34.1 IP) in 6 starts in the Indians' World Series run in 2016...opened that postseason with a string of 15.1 scoreless IP...defeated BOS in Game 2 of the ALDS (0 ER/7.0 IP) and TOR in Game 1 of the ALCS (0 ER/6.1 IP) before losing at TOR in Game 4 (2 ER/5.0 IP)...was 2-0, 2.81 (5 ER/16.0 IP) in 3 World Series starts versus CHC, winning Game 1 at CLE (0 ER/6.0 IP) and Game 4 at CHC (1 ER/6.0 IP) with a no decision in Indians' 8-7, 10-inning loss to the Cubs in Game 7 at CLE (4 ER/4.0 IP)...became the first pitcher in postseason history to strike out at least 8 batters in the first 3 innings of a start in Game 1 over the Cubs...was on CLE's roster for 2013 A.L. Wild Card Game vs. TB but did not pitch.

2019: Was limited to 7 starts and 35.2 IP due to injuries in final season with CLE...joined Stan Coveleski (1917-21) as the only Indians pitchers to make five consecutive opening day starts on 3/28 at MIN...was 0-2, 5.23 (6 ER/10.1 IP) in his first 2 outings, just the 2nd time has lost as many as first 2 starts in a season (0-3 in 2016)...posted a 2-0 record despite a 6.32 ERA (11 ER/15.2 IP) in next 3 games with wins on 4/9 at DET (1 ER/6.0 IP) and 4/20 vs. ATL (4 ER/7.0 IP)...allowed 6 ER in 9.2 IP with 0-1 record in last 2 starts...issued 3+ runs in 5 of 7 games...longest outing was 7.0 IP twice, 3/28 at MIN and 4/20 vs. ATL...had season best 8 strikeouts on 4/9 at DET and 4/20 vs. ATL...made 200th career start, 4/14 at KC...opponents posted line of .297/.371/.453/.824 after entering 2019 with .230/.277/.366/.643 figures.

INJURIES: Sustained a broken right forearm in the 5th inning on 5/1 at MIA on a line drive off the bat of Brian Anderson...was placed on the 10-day IL the following day and moved to the 60-day IL on 6/17...began throwing bullpen in mid-July after the forearm healed...made rehab starts for Columbus (AAA) on 8/8 vs. Pawtucket (2 ER/3.0IP) and Akron (AA) on 8/13 vs. Trenton (1 ER/4.0 IP)...left his rehab start for Columbus on 8/18 at Charlotte after just 1.0 inning due to a left oblique strain, which would sideline him for the remainder of the season.

CAREER MLB LEADERS FOR MOST GAMES WITH 10+ STRIKEOUTS AND ONE OR FEWER WALKS

NO.	PITCHER
79	Randy Johnson
60	Curt Schilling
59	Pedro Martinez
59	Max Scherzer
52	Roger Clemens
52	Chris Sale
45	Clayton Kershaw
43	Justin Verlander
33	Corey Kluber

2018: Led A.L. in innings (215.0) and was among the leaders in wins (2nd, career high 20), quality starts (2nd, 25), WHIP (3rd, 0.99), ERA (5th, 2.89), and strikeouts (5th, 222)...was CLE's first 20-game winner since Cliff Lee (2008), first RHP since Gaylord Perry in 1974...became just the 6th pitcher in Indians franchise history (11th time) with 20+ wins, 200+ strikeouts and 200.0+ innings, first since Perry in 1974...walked A.L. low 1.42 batters per 9.0 innings...had career-long walkless streak of 46.1 IP snapped on 6/15 vs. MIN...opened season with 14 consecutive quality starts, most by a CLE pitcher since Stan

Coveleski in 1918 (16 to begin season)...became 2nd pitcher in MLB history to reach 1400 strikeouts within first 200 career games, 9/18 vs. CWS (199th game), joining Randy Johnson (196th game)...did not start from 7/13-22, after receiving an injection in his right knee following 7/12 start vs. NYY...pitched 7th career CG shutout, 8/4 vs. LAA...was 4-0, 2.80 ERA over season's last 6 starts beginning 8/31.

CAREER MLB LEADERS FOR WHIP SINCE 1900 (MIN. 1300 IP)

WHIP	PITCHER	WHIP	PITCHER
0.97	Addie Joss	1.07	Three Finger Brown
1.00	Ed Walsh	1.09	Joe Wood
1.01	Clayton Kershaw	1.09	Stephen Strasburg
1.03	Chris Sale	1.09	Corey Kluber
1.05	Pedro Martinez	1.09	Babe Adams
1.06	Christy Mathewson	1.09	Max Scherzer
1.06	Walter Johnson		

2017: Won 2nd A.L. Cy Young Award...posted the lowest ERA (career best 2.25) and WHIP (0.87) among the MLB qualifiers, the latter the 2nd lowest in CLE history to Addie Joss (0.81) in 1908...tied for MLB lead with 5 complete games and 3 shutouts, both career bests...also led the A.L. in wins (18-tied), winning percentage (.888), WAR (8.2), and fewest hits (6.2) and walks (1.6) per 9.0 IP while ranking 2nd in strikeouts (265) and 4th in innings (203.2)...was 3-2, 5.06 in season's first 6 starts before going on 10-day DL on 5/3 with lower back strain...was activated on 6/1 and went 15-2, 1.62 in final 23 starts...was A.L. Pitcher of the Month in June (4-0, 1.26 ERA), August (5-1, 1.96 ERA), and September (5-0, 0.84) and a 2-time A.L. Player of the Week...had 15 double-digit strikeout games, 2nd-most in club history...recorded 1,000th career strikeout, 6/14 vs. LAD...fanned 10+ batters in franchise record 5 consecutive starts on 2 occasions, 6/14-7/4 and 7/15-8/8 and recorded 8+ strikeouts in 14 straight starts, 6/1-8/13, 3rd-longest single-season streak in MLB history...became the fastest pitcher in Indians history to reach 200 strikeouts (147.0 IP), 8/23 vs. BOS.

2016: Topped the A.L. in shutouts (2) and ranked among the league leaders in WAR (2nd, 5.8), wins (3rd, 18), complete games (T3rd, 3), innings (5th, 215.0), and strikeouts (5th, 222)...went 10-1, 2.41 over season's final 15 starts with a career-high 7-game winning streak over 10 starts, 7/8-8/21...issued just one earned run on 2 hits with 10 strikeouts over 8.0 innings on 4/23 at DET...joined Pedro Martinez and Randy Johnson as the only players in MLB history with 3 career starts of 10+ strikeouts, no walks, and 2 or fewer hits allowed...**2015:** Tied for the A.L. lead in CG (4) and was among leaders in IP (2nd, 222.0), SO (3rd, 246), and ERA (13th, 3.49)...topped A.L. with 16 losses as CLE tallied just 82 runs of support (3.32 RSA), producing 2-or-fewer runs in 21 of his 32 starts...was 0-5, 5.04 in season's first 7 starts before defeating STL on 5/13...tied franchise record for a 9-inn. game with 18 strikeouts in 8.0 SHO IP in that start (Bob Feller, 10/2/38-1 vs. DET), most in MLB since 2004...became 2nd pitcher in MLB history with 18+ K's in start of no more than 8.0 innings (SEA's Randy Johnson, 9/27/92 at TEX)...was also the 8th game for a pitcher in MLB history with 18+ K's and no walks, 2nd for a CLE pitcher (Luis Tiant, 7/3/68 vs. MIN)...was also the first CLE pitcher ever with 50+ K's over 4-start span, 5/13-28.

KLUBER CONTINUED

FRONT OFFICE

COACHES

KLUBER

2019 REVIEW

OPPOSITIONS

RECORDS

DEVELOPMENT

MEDIA

2014: Captured the BBWAAA.L. Cy Young Award while pitching a full MLB season for first time...tied for the A.L. lead with 18 wins and 34 starts and had the league's highest WAR (8.2)...ranked 2nd with 266 strikeouts and 3rd with 235.2 innings, both career highs...T2nd in complete games (3) and had A.L.'s 3rd lowest ERA (2.44)...posted MLB-high 10 starts with 7.0+ IP, 10+ K, and 2 or fewer ER allowed...was 4-0, 2.09 in 6 starts in May and 5-0, 1.12 in 5 games in September, earning A.L. Pitcher of the Month honors in latter month...recorded then career high 14 strikeouts in consecutive starts, 9/16 at HOU and 9/21 at MIN...posted 7 10+ K/one-or-fewer walk performances, most by a CLE pitcher over the past 100 seasons...pitched first career complete game, 4/24 vs. KC...worked 9.0 IP in consecutive starts, 7/24 at KC (ND) and 7/30 vs. SEA (CG SHO) while facing just 28 batters in each start, the first MLB pitcher to accomplish that feat since CWS' Jim Scott in 1914...retired first 20 batters in 7/24 start...established CLE record with 7 consecutive strikeouts, 5/4 vs. CWS...was recipient of Gordon Cobbledick Golden Tomahawk Award as Indians Man of the Year.

2013: Ranked 3rd on the Indians staff in wins (11) and 4th in innings (147.1) and strikeouts (136)...was 2-0, 2.25 in season's first 3 starts and 5-0, 3.52 in final 12 games beginning 7/2...was on 15-day D.L. with right middle finger sprain, 8/6-9/6...**2012:** Pitched most of season at Columbus before entering CLE rotation for last 2 months...ranked among the International League leaders in strikeouts (1st, 128), wins (T1st, 11), and innings (5th, 125.1) when recalled on 8/2...made first MLB start that night vs. KC (ND) and recorded first MLB win on 9/3 at DET...worked at least 5.0 IP in 9 of 12 starts, including 8 of last 9 games...underwent right knee meniscectomy on 11/30 at the Cleveland Clinic...**2011:** Tied for 3rd in the International League in strikeouts (143) at Columbus...led all CLE minor league pitchers in strikeouts and was 3rd in innings (150.2)...was recalled on 9/1 and made MLB debut that night in relief vs. OAK with 1.1 scoreless innings...made 2 more relief appearances over season's final month.

2010: Began year at San Antonio (AA) in SD organization...was among Texas League leaders in strikeouts (1st, 136), strikeouts per 9.0 IP (1st, 9.98), and innings (2nd, 122.2) at time of trade to CLE on 7/31...made 5 starts at Akron (AA) before finishing year with 2 starts at Columbus...ranked 8th among all Double-A pitchers in strikeouts (165)...**2009:** Combined to go 9-13, 4.56 in 28 starts at Lake Elsinore (High-A) and San Antonio...tied for

7th among all minor league pitchers in strikeouts (159) in 154.1 IP...fanned 14 in 7.0 IP on 6/17 vs. Bakersfield...**2008:** Was 6-8, 4.90 in 29 games/26 starts with Lake Elsinore and Fort Wayne (Low-A)...recorded 147 strikeouts in 141.1 IP...**2007:** Went 1-1, 3.51 in 10 games/7 starts at Eugene (Short Season A) in first pro season.

AMATEUR BACKGROUND: Pitched 3 seasons at Stetson University in DeLand, FL with 20-9 career record...was 12-2, 2.05 in 17 starts in 2007 and was the Atlantic Sun Conference Pitcher of the Year...named to the ABCA All-Atlantic Region 2nd Team and 2nd team All-America by Collegiate Baseball...helped lead the Hatters to the NCAA Tallahassee Regional...pitched at Coppell (TX) High School (graduated 2004) and was a 2-time all-district performer...was named preseason All-State and to the Perfect Game Top 100 in 2004...underwent surgery for stress fracture in right elbow in 2004.

COMMUNITY: In 2018, Corey and wife Amanda founded the Kluber Family Foundation, whose mission is to impact the lives of families who have seriously/chronically ill children by providing them with daily support through life-improving resources and life-changing experiences...hosted youngsters from Cleveland Clinic Children's Hospital at Indians home games through Kluber's Kids program...have also provided admitted patients and their families with access to electronics for entertainment and communication with the Kluber's Korner program...in Sept. '18, the Foundation hosted its inaugural event, Curveball for a Cause to raise money to support children battling cancer...Corey and Amanda have made numerous visits to children's hospitals in the Cleveland area over the last several years...participated in the Rangers' 2020 Comerica Peek at the Park event.

PERSONAL: Corey Scott Kluber...he and his wife Amanda have 2 daughters, Kendall & Kennedy and one son, Camden...spends the off-seasons in Massachusetts where he has trained under noted performance coach Eric Cressey...also owns a home in Florida...is a native of Birmingham, AL before moving to Texas in the second grade...lived in El Paso prior to moving to Coppell...favorite pro team as a youngster was the Dallas Stars and favorite pro athlete was Michael Jordan...hobby: golf...was inducted into the Stetson Sports Hall of Fame in 2014.

SUSPENDED GAMES IN ARLINGTON, 1972-2019

DATE	OPP.	SITUATION
May 14, 1975	Milwaukee	Game started 1:13 late due to rain and was suspended after 14 innings due to curfew. Resumed on May 15 and won by Milwaukee in 15 innings, 3-2.
May 26, 1976	Kansas City	Second game of doubleheader suspended after nine innings. Resumed on May 27 and won by Texas in 10 innings, 5-4.
April 28, 1989	Boston	Game suspended after 10 innings due to curfew at 1:21 a.m. following rain delay of 2:02. Resumed on April 29 and won by Texas in 12 innings, 7-6.
May 11, 1990	Cleveland	Game suspended at 10:31 p.m. due to rain in the top of the sixth inning with score tied, 4-4. Resumed on May 12 and won by Cleveland in nine innings, 5-4.
May 10, 1994	California	Suspended after eight innings due to curfew at 1:10 a.m. following a rain delay of 2:48 with score tied at 5-5. Resumed on May 11 and won by Angels, 8-6 in 10 innings.

KLUBER CONTINUED

FRONT OFFICE

COACHES

KLUBER

2019 REVIEW

OPPONENTS

RECORDS

DEVELOPMENT

MEDIA

CAREER RECORD

YEAR	CLUB	W-L	ERA	G	GS	CG	SHO	SV	IP	H	R	ER	HR	HB	BB-I	SO	WP	BK	AVG
2007	Eugene—1	1-1	3.51	10	7	0	0	0	33.1	28	16	13	1	2	15-0	33	0	0	.230
2008	Lake Elsinore	2-5	6.01	19	16	0	0	0	85.1	93	62	57	9	2	34-1	75	5	0	.280
	Fort Wayne	4-3	3.21	10	10	0	0	0	56.0	49	25	20	8	6	13-0	72	4	0	.229
2009	Lake Elsinore	7-9	4.54	19	19	0	0	0	109.0	110	65	55	9	6	36-0	124	8	0	.261
	San Antonio	2-4	4.60	9	9	0	0	0	45.0	45	25	23	5	2	34-0	35	1	1	.266
2010	San Antonio	6-6	3.45	22	21	0	0	0	122.2	121	59	47	7	9	40-0	*136	5	0	.259
	Akron—2	2-2	3.76	5	5	0	0	0	26.1	38	12	11	0	2	10-0	21	1	0	.345
2011	Columbus	1-1	3.27	2	2	0	0	0	11.0	10	4	4	1	2	6-0	8	0	0	.263
	Columbus	7-11	5.56	27	27	0	0	0	150.2	153	101	93	19	8	70-0	143	12	0	.263
2012	Cleveland	0-0	8.31	3	0	0	0	0	4.1	6	4	4	0	2	3-0	5	1	0	.300
	Columbus	#11-7	3.59	21	21	1	0	0	125.1	121	62	50	9	5	49-3	*128	6	0	.251
2013	Cleveland	2-5	5.14	12	12	0	0	0	63.0	76	44	36	9	4	18-0	54	2	0	.295
	Columbus	1-1	6.57	2	2	0	0	0	12.1	14	9	9	2	0	3-0	12	0	0	.286
2014	Cleveland—3	11-5	3.85	26	24	0	0	0	147.1	153	67	63	15	5	33-0	134	1	0	.271
	Cleveland	#18-9	2.44	34	#34	3	1	0	235.2	207	72	64	14	6	51-3	269	3	0	.233
2015	Cleveland	9-*16	3.49	32	32	#4	0	0	222.0	189	92	86	22	11	45-3	245	6	1	.231
2016	Cleveland	18-9	3.14	32	32	3	*2	0	215.0	170	82	75	22	7	57-1	227	5	1	.216
2017	Cleveland—4	#18-4	*2.25	29	29	#5	#3	0	203.2	161	56	51	21	5	36-2	265	4	0	.193
	Akron	1-0	0.00	1	1	0	0	0	5.0	1	0	0	0	0	0-0	1	0	0	.067
2018	Cleveland	20-7	2.89	33	33	#2	#1	0	*215.0	179	75	69	25	3	34-0	222	2	0	.223
2019	Cleveland—5, 6	2-3	5.80	7	7	0	0	0	35.2	44	26	23	4	3	15-0	38	1	0	.297
	Columbus	0-0	4.50	2	2	0	0	0	4.0	2	2	2	2	0	3-0	2	0	0	.143
	Akron	0-0	2.25	1	1	0	0	0	4.0	2	1	1	1	0	1-0	6	0	0	.143
MAJOR TOTALS		98-58	3.16	208	203	17	7	0	1341.2	1165	518	471	132	46	292-9	1461	25	2	.232
MINOR TOTALS		45-50	4.39	150	143	1	0	0	790.0	787	443	385	73	44	314-4	796	42	1	.260

* Led league # Tied for league lead

- Selected by San Diego in the 4th round of the 2007 June draft.
- Acquired by Cleveland from San Diego as part of 3-team trade with St. Louis that sent OF Ryan Ludwick to San Diego and RHP Jake Westbrook, LHP Nick Greenwood, and cash considerations to St. Louis on July 31, 2010.
- On injured list, Aug. 6-Sept. 7, 2013, with right long finger sprain.
- On injured list, May 3-31, 2017, with lower back strain...included rehab assignments with Columbus, May 25, and Akron, May 26-31.
- On injured list, May 2, 2019-end of season, with right ulna fracture...included rehab assignments with Columbus, Aug. 8-12 and Aug. 18, and Akron, Aug. 13-17.
- Acquired by Texas from Cleveland, along with cash considerations, in exchange for RHP Emmanuel Clase and OF Delino DeShields on Dec. 15, 2019.

POSTSEASON RECORD

SERIES	CLUB	W-L	ERA	G	GS	CG	SHO	SV	IP	H	R	ER	HR	HB	BB-I	SO	WP	BK	AVG
2016 ALDS	CLE vs. BOS	1-0	0.00	1	1	0	0	0	7.0	3	0	0	0	1	3-0	7	0	0	.130
2016 ALCS	CLE vs. TOR	1-1	1.59	2	2	0	0	0	11.1	10	2	2	1	0	4-0	13	0	0	.233
2016 WS	CLE vs. CHC	2-0	2.81	3	3	0	0	0	16.0	15	5	5	2	2	1-0	15	0	0	.250
2017 ALDS	CLE vs. NYY	0-1	12.79	2	2	0	0	0	6.1	10	9	9	4	0	3-0	10	0	0	.345
2018 ALDS	CLE vs. HOU	0-1	7.71	1	1	0	0	0	4.2	6	4	4	3	2	2-0	2	0	0	.316
LDS TOTALS		1-2	6.50	4	4	0	0	0	18.0	19	13	13	7	3	8-0	19	0	0	.268
LCS TOTALS		1-1	1.59	2	2	0	0	0	11.1	10	2	2	1	0	4-0	13	0	0	.233
WS TOTALS		2-0	2.81	3	3	0	0	0	16.0	15	5	5	2	2	1-0	15	0	0	.250
POSTSEASON TOTALS		4-3	3.97	9	9	0	0	0	45.1	44	20	20	10	5	13-0	47	0	0	.253

ALL-STAR GAME RECORD

YEAR	CLUB	W-L	ERA	G	GS	CG	SHO	SV	IP	H	R	ER	HR	HB	BB-I	SO	WP	BK	AVG
2016	AL, San Diego	1-0	0.00	1	0	0	0	0	1.0	0	0	0	0	0	0-0	1	0	0	.000
2017	AL, Miami																		
2018	AL, Washington D.C.																		

SELECTED - DID NOT PITCH
SELECTED - DID NOT PITCH

CAREER FIELDING

P	PCT	G	PO	A	E	TC	DP
Totals	.986	208	104	114	3	221	7

CAREER HIGHS

Innings: 9.0, 17x, last Aug. 4, 2018 vs. LAA
Relief Innings: 4.0, April 20, 2013 at HOU
Low-Hit CG: 1, Aug. 14, 2015 at MIN
Strikeouts: 18, May 13, 2015 vs. STL
Walks: 5, April 14, 2019 at KC
Winning Streak: 7, July 8-Aug. 31, 2016
Losing Streak: 5, April 6-May 7, 2015
Scoreless Streak: 26.0 IP, Sept. 7-24, 2017



RHP #71

DEREK LAW

R BATS **R** THROWS
6'3" **225**_{lbs}
HEIGHT WEIGHT
29
OPENING DAY AGE

BORN • Sept. 14, 1990 in Pittsburgh, PA
RESIDES • Pittsburgh, PA
ACQUIRED • Signed as a minor league free agent on Jan. 30, 2020
CONTRACT STATUS • Signed through 2020
SERVICE TIME • 2.126 **OPTIONS USED** • 3/3

NON-ROSTER INVITEE

CAREER: The 29-year-old Law was signed to a minor league contract with a spring training invitation on 1/30/20...spent the final 5 months of 2019 in the TOR bullpen, finishing 2nd on the Blue Jays with 58 appearances and 5 saves...had spent his entire pro career with SF before trade to TOR on 4/2/19...saw action with the Giants in each of previous 3 seasons, posting a 2.13 ERA in a career-best 61 games as a rookie in 2016...has a career record of 10-5 with a 4.22 ERA, 1.425 WHIP figure, and 8.9 strikeouts per 9 innings over 167 big league outings...was selected by TEX in the 28th round of the 2009 MLB draft out of Pittsburgh's Seton LaSalle Catholic High School, but did not sign...went to junior college and was taken by the Giants in the 9th round in 2011.

2019: Was traded by SF to TOR on 4/2 and went on to rank 2nd on the Blue Jays staff in games (58), relief innings (56.2), saves (5), and games finished (18) and T3rd in holds (8)...set career highs for saves, total IP (60.2), and strikeouts (67)...opened season at Buffalo (AAA) before TOR purchased his contract on 5/3...issued runs in 19 of 54 relief appearances, allowed 11 of 24 inherited runners to score with 21 of 54 first batters reaching base...was 1-2, 4.45 (31 ER/56.2 IP) in his 54 games out of the bullpen and allowed 5 ER/4.0 IP in his first 4 MLB starts as the opener...opponents batted .256, .237 (28-118) vs. LHB and .275 (33-120) vs. RHB.

Posted a 6.89 ERA (24 ER/31.1 IP) over his first 29 games/4 starts with the Jays through 7/18...had a 1.75 ERA (5 ER/25.2 IP) in his next 24 appearances to drop his season figure to 4.58 on 9/17...that included a 16.0 innings scoreless streak over 16 games from 7/18-8/22, 1.0 IP shy of his career best...permitted 4 ER in 3.2 IP in his last 5 outings...tied career-high with 4 SO, 5/8 vs. MIN...worked 2.0 IP on 5 occasions...had 5 saves in 6 tries, going 4 for 5 in a 10-game span, 8/2-24...earned lone win on 9/17 at BAL...was 2-1, 1.69 with 2 saves in 8 games at Buffalo, working 6.0 scoreless innings in his last 5 appearances.

2018: Was 1-0, 7.43 in 7 games over 5 stints with SF (4/12-19; 4/28; 5/8-29; 8/4-9; 8/20)...was on the 10-day DL with nerve injury in right ankle, 5/9-29...threw 2.0 scoreless innings and earned only win, 8/20 at NYM...had 8 saves in 9 tries at Sacramento (AAA)...was not recalled by SF in September due to high ankle sprain...**2017:** Ranked 3rd on Giants staff in saves (4)...opened the season with SF, going 3-0, 2.40 in first 16 appearances through 5/8...issued 14 ER in 15.0 IP in his next 15 games and was optioned to Sacramento on 6/19...recalled on 9/1 and posted a 3.68 ERA in 10 outings the rest of the year...tied for Sacramento team lead with 10 saves...**2016:** Was recalled from Sacramento on 4/15 and ranked among the N.L. relief leaders (min. 50.0 IP) in fewest walks per 9.0 IP (4th,

1.47), ERA (6th, 2.13), and WHIP (10th, 0.96)...posted the 3rd lowest relief ERA for a rookie in SF Giants history: 1.43—Frank Linzy in 1965; 1.75—Al Holland in 1980...was 4th on SF staff with career-high 61 appearances...pitched a scoreless inning in MLB debut, 4/15 at LAD...earned first MLB win, 5/7 vs. COL and first save, 6/13 vs. MIL...had career-best 17.0 inning scoreless streak over 19 games, 7/4-8/16...was on 15-day DL with right elbow strain, 8/28-9/14...made 3 appearances (1 ER/2.1 IP) in NLDS vs. CHC.

2015: Opened season on DL while continuing to rehab from right elbow surgery...was assigned to Richmond (AA) on 6/20...converted all 13 save tries in 28 appearances...**2014:** Was a non-roster invitee to SF's big league camp and pitched well enough to be one of Giants' final cuts...opened at Richmond and had 13 saves in 14 opportunities...was leading the Eastern League in saves when placed on DL on 6/10 with right elbow injury that required ligament reconstruction surgery...**2013:** Combined to go 5-3, 2.31 with 14 saves and 102 strikeouts in 66.1 IP over 46 games with the AZL Giants (Rookie), Augusta (Low-A) and San Jose (High-A)...had just 12 walks (8.2 K/BB)...was promoted to San Jose on 7/6 and converted all 11 save tries...pitched for Scottsdale in the Arizona Fall League and did not allow an earned run in 12.0 innings...was named to Arizona Fall League Top Prospects list...**2012:** Pitched in 32 games for Augusta around 3 different DL stints...**2011:** Signed with SF on 7/12 and converted all 4 save opportunities in 15 games with the AZL Giants.

AMATEUR BACKGROUND: Pitched 2 seasons at Miami (Fla.) Dade College...was 8-5 with 2.35 ERA and 121 strikeouts in 92.0 IP in 2011 and had a 3.06 ERA while fanning 76 in 64.0 IP in 2010...played at Seton-La Salle Catholic High School in Pittsburgh, Pa. (graduated 2009)...was a 2-time Pittsburgh all-area selection in baseball.

PERSONAL: Derek Robert Law...he and his wife, the former Chelsea Gielarowski, were married on 12/31/16 and have one son, Nolan Robert (12/22/18)...is a diehard fan of the Pittsburgh Steelers...was voted Most Athletic and Best Dancer in high school...his father Joe is a former right-handed pitcher who spent 9 seasons in OAK farm system with a 64-49 career record...was on OAK's active MLB roster for 4 days in 1988 but never appeared in a game...Joe built a mound for Derek on the side of the house, where Derek began pitching at 7 years old...he was Derek's pitching coach at every level through high school...loves baseball history with a particular interest in the Negro Leagues...he has been collecting baseball figurines since he was a kid...his most prized: Hall of Famers Josh Gibson and Satchel Paige.

FRONT OFFICE

COACHES

LAW

2019 REVIEW

OPPONENTS

RECORDS

DEVELOPMENT

MEDIA

CAREER RECORD

YEAR	CLUB	W-L	ERA	G	GS	CG	SHO	SV	IP	H	R	ER	HR	HB	BB-I	SO	WP	BK	AVG
2011	AZL Giants—1, 2	0-0	2.50	15	0	0	0	4	18.0	16	6	5	0	0	2-0	19	2	0	.232
2012	Augusta	5-2	2.91	32	0	0	0	2	55.2	45	20	18	6	2	23-0	67	8	0	.216
2013	Augusta	0-3	2.31	19	0	0	0	3	35.0	27	12	9	1	1	10-3	48	4	0	.206
	AZL Giants	1-0	3.18	5	0	0	0	0	5.2	4	2	2	0	0	1-0	9	2	0	.200
	San Jose	4-0	2.10	22	0	0	0	11	25.2	20	7	6	1	1	1-0	45	5	0	.208
2014	Richmond	2-0	2.57	27	0	0	0	13	28.0	19	8	8	1	1	14-0	29	1	0	.198
2015	Richmond	0-1	4.56	28	0	0	0	13	25.2	31	16	13	1	0	8-0	32	6	0	.292
2016	Sacramento	0-0	0.00	3	0	0	0	0	3.0	1	0	0	0	0	1-0	2	0	0	.100
	San Francisco—3	4-2	2.13	61	0	0	0	1	55.0	44	13	13	3	0	9-0	50	1	0	.215
2017	San Francisco	4-1	5.06	41	0	0	0	4	37.1	45	21	5	2	1	14-2	35	5	0	.304
	Sacramento	1-1	2.48	25	0	0	0	10	32.2	32	9	9	1	0	12-1	26	3	0	.262
2018	Sacramento	1-3	4.20	33	0	0	0	8	40.2	34	22	19	2	1	9-1	43	0	0	.233
	San Francisco—4	1-0	7.43	7	0	0	0	0	13.1	16	13	11	2	1	8-0	12	1	0	.286
2019	Buffalo—5	2-1	1.69	8	0	0	0	2	10.2	7	3	2	1	0	3-0	17	1	0	.179
	Toronto—6	1-2	4.90	58	4	0	0	5	60.2	61	36	33	8	3	40-3	67	7	0	.256
MAJOR TOTALS		10-5	4.22	167	4	0	0	10	166.1	166	83	78	18	6	71-5	164	14	0	.257
MINOR TOTALS		16-11	2.92	217	0	0	0	66	280.2	236	105	91	14	6	84-5	337	32	0	.226

* Led league # Tied for league lead

- 1- Selected by Texas in the 28th round of the 2009 June draft...did not sign.
- 2- Selected by San Francisco in the 9th round of the 2011 June draft...signed by Michael Metcalf.
- 3- On disabled list, Aug. 28-Sept. 14, 2016, with right elbow strain.
- 4- On disabled list, May 10-29, 2018, with ankle injury...included rehab assignment with Sacramento, May 29.
- 5- Acquired by Toronto from San Francisco, along with INF Alen Hanson and RHP Juan De Paula, in exchange for OF Kevin Pillar on April 2, 2019.
- 6- Signed by Texas as a minor league free agent on Jan. 30, 2020.

POSTSEASON RECORD

SERIES	CLUB	W-L	ERA	G	GS	CG	SHO	SV	IP	H	R	ER	HR	HB	BB-I	SO	WP	BK	AVG
2016 NLDS	SF vs. CHC	0-0	3.86	3	0	0	0	0	2.1	1	1	1	0	0	1-0	3	0	0	.100

CAREER FIELDING

P	PCT	G	PO	A	E	TC	DP
Totals	.944	167	9	25	2	36	1

CAREER HIGHS

Innings: 3.0, April 28, 2018 vs. LAD
Strikeouts: 4, 2x, last June 14, 2019 vs. HOU
Walks: 4, 2x, last April 21, 2019 vs. HOU
Winning Streak: 3, 2x, last April 18-28, 2017
Losing Streak: 2, May 16-Aug. 22, 2019
Save Streak: 4, May 1-16, 2017

TEXAS RANGERS TWITTER HANDLES

PLAYER

Kolby Allard @KolbyAllard
 Elvis Andrus @ElvisandrusSS1
 Joe Barlow @_Joe_Bar_Low
 Kyle Bird @Kyle_Bird17
 Brock Burke @BrockBurke1
 Willie Calhoun @11WillieCalhoun
 Robinson Chirinos @robinson28ch
 Nick Ciuffo @nciuffo14
 Kyle Cody @kylecody10
 Tim Dillard @DimTillard
 Matt Duffy @mm_duffy
 Demarcus Evans @D_Evans42
 Luke Farrell @Luke_T_Farrell
 Tim Federowicz @FedX19
 Todd Frazier @FlavaFraz21
 Joey Gallo @JoeyGallo24
 Adolis García @AdolisJose
 Luis García @Luis_GarciaRd
 Ian Gibaut @igibaut33
 Kyle Gibson @kgib44
 Nick Goody @Its_all_Goody41
 Taylor Guerrieri @TaylorG1201
 Ronald Guzmán @_ronaldguzman
 Taylor Hearn @thearn14
 Scott Heineman @ScottHeineman

PLAYER

Jimmy Herget @hergee20
 Jonathan Hernández @jonathanhdez06
 Sam Huff @sirhuffington35
 James Jones @jamesjones_99
 Isiah Kiner-Falefa @Isiahkf11
 Corey Kluber @CKluber
 Derek Law @DerekLaw64
 José Leclerc @joseleclerc2
 Jordan Lyles @JordanLyles24
 Brett Martin @brett_martin31
 Jeff Mathis @JMathSix
 Yohander Méndez @yohander47
 Mike Minor @MikeMinor36
 Rougned Odor @RougnedOdor
 Joe Palumbo @jpalumbo24
 Tyler Phillips @Ty_Lips12
 Yadiel Rivera @YADIELRIVERA13
 Joely Rodríguez @joely_14
 Danny Santana @DannySantana39
 Nick Solak @Nick_Solak
 Blake Swihart @BLAKESWIHART_1
 Leody Taveras @Leodytaveras
 Anderson Tejeda @A_Tejeda12
 Sam Travis @DoctorChill6
 Jose Trevino @HipHipJose5



RHP #25

JOSÉ LECLERC

R BATS **R** THROWS
6'0" **195**_{lbs}
HEIGHT WEIGHT
26
OPENING DAY AGE

BORN • Dec. 19, 1993 in Esperanza, Dominican Republic
RESIDES • Esperanza, Dominican Republic
ACQUIRED • Signed as a non-drafted free agent on Dec. 9, 2010
CONTRACT STATUS • Signed through 2022 (2023 & 2024 club options)
SERVICE TIME • 3.041 **OPTIONS USED** • 1/3

CAREER: Signed to a contract extension during 2019 spring training, the 26-year-old posted a career-high 100 strikeouts last season, one of just 18 instances in MLB history of a pitcher reaching triple digits in less than 70.0 IP...he owns a swing-and-miss percentage of 37.1% since the start of 2017, the 5th-best mark in MLB (min. 150 IP), and has whiffed 32.99% of batters faced in his ML career (260 of 788)...has averaged 12.57 SO/9.0 IP as a reliever in ML career, best in club history (175.0+ IP)...his 26 saves over the last 2 seasons lead all Rangers...set career bests in most categories during a career year in 2018, when he was selected Rangers Pitcher of the Year after finishing the campaign with 21.0 straight scoreless innings...his career opponents batting average of .169 (110-649) is the lowest in club history (175.0+ IP) with Neftali Feliz 2nd at .189...since the beginning of his second stint with Texas in 2016 on 9/4/16, Leclerc has held opponents to a .168/.301/.287/.588 slash line, ranking among MLB's top 3 in opp. BA/SLG in that span (min. 150.0 IP) amongst names including Aroldis Chapman, Craig Kimbrel, and Josh Hader...signed a 4-year contract extension covering 2019-22 seasons with club options for 2023 and 2024 on 3/6/19...worked primarily as a reliever throughout his minor league career with the exception of one season as a starter at Double-A Frisco in 2015...was signed out of the Dominican Republic in 2010 when he was 16 years old.

SUMMARY: Worked 4.1 scoreless innings in his 1st 4 games of the year before allowing 10 ER/6.1 IP in his next 9 outings for an 8.44 ERA through 4/30...posted a 2.70 ERA (11 ER/36.2 IP) in his next 35 app., dropping ERA to 3.99 through 7/27...had a 5.06 ERA (12 ER/21.1 IP) in final 22 outings...did not allow a run in season-high 8 straight appearances (6.2 IP), 7/11-27.

SAVES: Was 14-for-18 in save tries, becoming 1st Texas reliever with 12+ saves in consecutive seasons since Joe Nathan in 2012 (37) and 2013 (43)...his 26 saves in 2018-19 lead all Rangers...began the year as Texas' closer, converting 5 of 7 save tries...blown save on 4/9 at ARI snapped a string of 14 consecutive successful save opportunities over 2 seasons (8/4/18-4/2/19) as well as 25.1 IP scoreless streak (7/28/18-4/3/19)...moved to a setup role in May before spending much of final 2 months in a closing role, converting 9 of last 10 save tries beginning 8/2, including 6 straight to end the year starting 8/28...saves by winning pitcher: 3-Minor, 2-Lynn/Kelley, 1-Allard/Dowdy/Springs/Jurado/B. Martin/Gibaut/Farrell.

BY THE NUMBERS: Issued runs in 20 of 67 relief outings and had 7 holds...allowed 4 of 14 inherited runners to score with 22 of 67 1st batters reaching base...opponents batted .209, over 80 points higher than in 2018 (.126), with a .158 vs. RHB and .267 vs. LHB...had 3 opener starts, 1st of his ML career: 5/17 vs. STL, 5/29 at SEA, 7/7 at MIN...allowed runs in just one of 7 app. for Cibao in Dominican Winter League in November.

HIGHEST SWING AND MISS PERCENTAGE IN MLB SINCE 2017 (MIN. 150 IP)

PCT	PITCHER	TEAM(S)	IP
40.0	Craig Kimbrel	BOS/CHC	152.0
39.7	Josh Hader	MIL	204.2
37.4	Edwin Díaz	SEA/NYM	197.1
37.2	Héctor Neris	PHI	190.0
37.1	José Leclerc	TEX	172.0

2019: Led the Texas staff in appearances (70), saves (14), and games finished (40), all career highs...ranked 4th on the club with 100 strikeouts in just 68.1 IP, the fewest innings ever for a Rangers pitcher to record 100+ strikeouts...had a 4.43 ERA (32 ER/65.0 IP) in 67 relief appearances and a 2.45 ERA (1 ER/3.2 IP) in 3 starts as the "opener"...allowed 7 HR after having permitted just 5 HR in his 1st 3 ML seasons, and had a career-high 4.33 ERA.

STRIKEOUTS: Finished 15th among A.L. relievers in strikeouts (96), the 5th-highest single-season total in club history and most since Mitch Williams (123) in 1987...his 13.29 strikeouts per 9.0 IP was 5th-best among A.L. qualifying relievers and a club record (13.27-Leclerc in 2018)...matched career high with 5 SO, 5/19 vs. STL...had at least one strikeout in a club-record 29 consecutive relief appearances, 4/17-7/7.

2018: Posted a career year, when he was one of 4 MLB pitchers with 50+ IP, sub-0.900 WHIP, and 13+ SO/9, joining Chris Sale, Josh Hader, Edwin Díaz...Leclerc is the only pitcher in Rangers franchise history to reach those marks...recorded the lowest relief opp. BA in the majors (.126) and ranked among A.L. leaders in opp. OPS (2nd, .431), ERA (2nd, 1.56), WHIP (3rd, 0.85), and SO/9 (7th, 13.27)...was the 5th-lowest opponent average (.1257) by a reliever in ML history (min. 150 BF) behind only CIN's Aroldis Chapman in 2014 (1.21), BOS's Brandon Workman in 2019 (.123), CAL's Andy Messersmith in 1968 (.124), and ATL's Craig Kimbrel in 2012 (.1256)...was the 3rd-lowest relief ERA in Rangers history to Neal Cotts (1.11) and Joe Nathan (1.39) in 2013...for the season, Leclerc whiffed 38.1% (85 of 223) of all batters faced...had 3 stints with Texas: Opening Day-4/4, 4/21-26, and 4/30-end of season...finished season as club's closer, going 12-for-12 in save tries from 8/4-end of season...had saves in 7 straight TEX wins 8/13-24, longest such span since Francisco Cordero (8, 4/9-22/05)...ended season with a team-best 21.0-inning scoreless streak over final 21 app., beginning 7/28, 7th-longest in A.L. in '18 and longest by a TEX reliever since Robbie Ross Jr.'s 24.0-IP run from 5/29-7/18/12...named Rangers Player of the Month for August, allowing just one hit over 10.0 scoreless innings along with 18 SO/3 BB...posted 6.2 SHO IP in 6 G with Cibao in Dominican Winter League.

FRONT OFFICE

COACHES

LECLERC

2019 REVIEW

OPPONENTS

RECORDS

DEVELOPMENT

MEDIA

LECLERC CONTINUED

FRONT OFFICE

COACHES

LECLERC

2019 REVIEW

OPPONENTS

RECORDS

DEVELOPMENT

MEDIA

2017: In first full ML season, posted 7th-lowest opponents avg. (.146) among qualifying A.L. relievers...ranked among staff leaders in games (4th, 47) and games finished (3rd, 15)... finished 7th on staff with 60 SO...on DL, 5/8-6/1, with a bruised right index finger, an issue he pitched through for much of the season's first 5 weeks...rehab assignment with Frisco, 5/28-6/1...opposing RH batters hit just .108 (10-93), lowest in MLB among pitchers with 80+ AB against...posted at least one strikeout in each of his first 18 outings, the longest season-opening streak in club history by a reliever...1st ML win on 6/13 at HOU...1st save on 4/12 at LAA, when he retired Trout (K) and Pujols (F8) on 4 pitches in 8th inning...pitched for Cibao in the Dominican Winter League...**2016:** Posted 1.80 ERA (3 ER/15.0 IP) across 12 G spanning 2 stints with TEX (7/5-15 and 9/4-end of season) in his first ML action...had 13 BB/15 SO with a 1.600 WHIP figure...ML debut 7/6 at BOS (2.2 IP, 0 R, 4 SO), just 2nd reliever in Texas history with 4+ K's over 2.0+ scoreless innings in a debut, joining Neftali Feliz (4 K in 2.0 IP on 8/3/09 at OAK)...combined to go 2-7, 3.00 (22 ER/66.0 IP) in 39 G/2 GS with Frisco (AA) and Round Rock (AAA)...promoted to Round Rock on 5/23 for 1st career Triple-A action...pitched for Cibao in the Dominican Winter League, posting a 1.88 ERA (3 ER/14.1 IP) in 15 relief outings...**2015:** In his only season as a starter, recorded the 8th-most strikeouts (98) in the Texas League, while

leading the league in walks (73)...also T6th in hit batsmen (6)... was 5-8, 5.68 (60 ER/95.0 IP) in his 22 starts...began season in the bullpen and made 3 relief appearances (6 ER/6.0 IP) before joining rotation on 4/25...allowed 4 runs over 1.2 innings in first start on 4/25 vs. CC...**2014:** Led all Texas farmhands and ranked 4th in the Carolina League with 14 saves... averaged 12.4 SO/9...whiffed 32% (79 of 243) of all batters faced...surrendered a season-high 7 runs on 8/17 at Salem... was 2-0, 0.00 (0 ER/9.2 IP) w/ 1 BB/19 SO in 7 G with Cibao in Dominican Winter League...**2013:** Jumped to Hickory in first season stateside and led the Crawdads in relief appearances... averaged 11.7 SO/9...was 2-0 with a 1.05 ERA (3 ER/25.2 IP) over 19 outings following the break...**2012:** Returned to the DSL Rangers and logged the 2nd-most relief innings on the staff... permitted just 6.2 hits per 9.0 innings and allowed just one home run...**2011:** Pitched for the DSL Rangers in his 1st professional season and recorded a team-high 5 holds.

PERSONAL: José Ramon Leclerc...he and his wife, Oclenny Blanco, have a son: Joshuel...brother Anyelo, a right-handed pitcher, was signed by Texas on 11/15/10 and selected by Boston in the minor league phase of the 2015 Rule 5 Draft.

CAREER RECORD

YEAR	CLUB	W-L	ERA	G	GS	CG	SHO	SV	IP	H	R	ER	HR	HB	BB-I	SO	WP	BK	AVG
2011	DSL Rangers—1	3-1	2.36	20	1	0	0	1	34.1	25	14	9	1	2	18-1	27	4	0	.203
2012	DSL Rangers	3-1	1.54	19	0	0	0	1	46.2	32	15	8	1	5	18-0	41	13	2	.193
2013	Hickory	3-4	3.36	39	0	0	0	5	59.0	53	26	22	2	6	21-0	77	3	0	.240
2014	Myrtle Beach	4-1	3.30	42	0	0	0	14	57.1	39	23	21	8	2	37-1	79	5	1	*.193
2015	Frisco	6-8	5.77	26	22	0	0	0	103.0	97	66	66	8	6	*73-0	98	*13	2	.249
2016	Frisco	0-5	3.52	10	2	0	0	1	23.0	17	11	9	1	1	10-0	28	2	0	.210
	Round Rock	2-2	2.72	29	0	0	0	1	43.0	23	13	13	3	0	28-0	50	3	1	.160
	Texas	0-0	1.80	12	0	0	0	0	15.0	11	4	3	0	0	13-2	15	1	0	.212
2017	Texas—2	2-3	3.94	47	0	0	0	2	45.2	23	21	20	4	3	40-1	60	5	0	.146
	Frisco	0-0	0.00	2	0	0	0	0	2.0	1	0	0	0	0	0-0	3	0	0	.143
2018	Texas	2-3	1.56	59	0	0	0	12	57.2	24	16	10	1	3	25-1	85	2	0	.126
	Round Rock	0-1	7.71	4	0	0	0	1	4.2	3	4	4	0	1	5-0	9	0	0	.176
2019	Texas	2-4	4.33	70	3	0	0	14	68.2	52	34	33	7	6	39-1	100	7	0	.209
MAJOR TOTALS		6-10	3.18	188	3	0	0	28	187.0	110	75	66	12	12	117-5	260	15	0	.169
MINOR TOTALS		21-23	3.67	191	25	0	0	24	373.0	290	172	152	24	23	210-2	412	43	6	.215

* Led league # Tied for league lead

- 1- Signed by Texas as a non-drafted free agent on Dec. 9, 2010...signed by Willy Espinal.
- 2- On disabled list, May 8-June 1, 2017, with bruised right index finger...included rehab assignment with Frisco, May 28-June 1.

CAREER FIELDING

P	PCT	G	PO	A	E	TC	DP
Totals	.929	188	13	13	2	28	2

CAREER HIGHS

Innings: 2.2, July 6, 2016 at BOS
Strikeouts: 5, 2x, last May 19, 2019 vs. STL
Walks: 4, 2x, last April 21, 2019 vs. HOU
Winning Streak: 1, 6x, last Aug. 3, 2019 vs. DET
Losing Streak: 3, April 9-July 28, 2019
Save Streak: 14, Aug. 4, 2018-April 2, 2019



RHP #24

JORDAN LYLES

R BATS **R** THROWS
6'5" **230**^{lbs}
 HEIGHT WEIGHT
29
 OPENING DAY AGE

BORN • Oct. 19, 1990 in Hartsville, SC
RESIDES • Denver, CO
ACQUIRED • Signed as a free agent on Dec. 13, 2019
CONTRACT STATUS • Signed through 2021
SERVICE TIME • 8.002 **OPTIONS USED** • 3/3

CAREER: The 29-year-old Lyles signed a 2-year free agent contract on 12/13/19...combined for a 12-8 record and 4.15 ERA in 29 starts for PIT and MIL in 2019, establishing career bests for wins and starts despite 2 IL stints...was acquired by MIL on 7/29 and went 7-1, 2.45 in 11 starts for the Brewers, winning his final 5 decisions...made 63 appearances/36 starts in 2018-19 with SD, MIL, and PIT, posting a 4.13 ERA, 1.299 WHIP figure, and 9.1 strikeouts per 9.0 innings, with each of those figures representing large improvements over his current career marks in those categories (5.11/1.436/6.9)...has established a new career high for swing-and-miss percentage in each of the past three seasons, including a 23.9 rate in 2019...has 245 games/143 starts over a 9-year MLB career with HOU (2011-13), COL (2014-17), SD (2017-18), MIL (2018, 2019), and PIT (2019)...was a starter in first 5 MLB seasons (2011-15) before working primarily in relief from 2016-18...a native of South Carolina, was originally selected by HOU in the supplemental first round (38th overall) of the 2008 June draft and made MLB debut with the Astros at age 20 in 2011.

2019: Had a 12-8 record and 4.15 ERA (65 ER/141.0 IP) in 28 starts for PIT and HOU...recorded career bests for wins, starts, strikeouts (146), and strikeouts per 9 innings (9.3), and was 0.2 IP shy of innings high (2013)...limited opposition to a .243 batting average with .220 AVG vs. RHB ranking 14th best in the N.L. (.140+ IP)...opponent batting average with RISP and 2 out was .208 (10-48)...was 2-1, 2.17 in 5 starts vs. A.L. clubs.

PITTSBURGH: Was 5-7, 5.36 (49 ER/82.1 IP) in 17 starts with PIT...opened season on 10-day IL with right side discomfort before being activated on 4/4...went 2-0, 0.53 (1 ER/17.0 IP) in first 3 starts, working 5.0 SHO IP on 4/4 vs. CIN and 6.0 SHO IP on 4/19 vs. SF...overall, was 4-1, 1.97 (10 ER/45.2 IP) in first 8 G thru 5/17, allowing fewer than 2 runs 6 times...set a career best with 12 SO on 5/17 at SD in final start of that span...went 1-6, 9.57 (39 ER/36.2 IP) in final 9 starts with PIT, issuing 23 R/20 ER in 12.0 IP in last 4 games...lost final 6 decisions after win 5/23 vs. COL, matching longest career losing streak (3rd time)...on 10-day IL with left hamstring strain, 6/10-29.

MILWAUKEE: Was acquired by the Brewers on 7/29 and went on to go 7-1 with a 2.45 ERA (16 ER/58.2 IP) and 1.108 WHIP figure in 11 starts the rest of the year...posted lowest ERA on Brewers staff for the season (50.0+ IP)...beginning with first MIL start on 7/31, ranked among MLB leaders (50.0+ IP) in wins (T5th), ERA (8th), opponent batting average (11th, .202), and opponent OPS (14th, .636)...was 5-0, 1.91 (8 ER/37.2 IP) in last 7 appearances, tying career best for consecutive wins (also 4/2-5/10/14)...went 3-0, 2.39 (7 ER/26.1 IP) in 5 September starts to earn Brewers pitcher of the month honors...MIL was 10-1 in his 11 starts, the lone defeat coming by a 1-0 score on 8/11 vs. TEX (1 ER/7.0 IP) when he was beaten by Mike Minor (0 ER/8.0 IP)...allowed 2 or fewer runs in 9 of 11 starts...was on MIL's roster for N.L. Wild Card Game at WAS but did not pitch.

2018: Combined to go 3-4, 4.11 in 35 games/8 starts with SD and MIL...opened the season in the Padres bullpen and posted a 3.66 ERA over 13 games through 5/2...entered the rotation and was 2-4, 4.79 in 8 starts before going on 10-day DL on 6/24 due to right elbow inflammation...made 2 rehab starts with El Paso (AAA) and was activated on 7/29...made 3 more relief appearances before being claimed off waivers by MIL on 8/5...was scored upon in each of first 3 games with the Brewers before finishing season with 8 straight scoreless appearances (10.1 IP) beginning 8/28...was not on MIL's roster for either the NLDS or NLCS...**2017:** Was 0-3, 6.94 in 33 relief appearances with COL before being designated for assignment on 7/29 and released on 8/1...was signed by SD on 8/7 and made 5 starts at El Paso (AAA) before joining the Padres on 9/1...was 1-3, 9.39 in 5 starts with SD over final month, earning lone victory on 9/8 at ARI and going 0-3 in final 3 outings...**2016:** Began year in COL rotation, going 1-1, 7.84 in 4 starts before option to Albuquerque (AAA) on 4/25...returned to lose a spot start on 5/23 at PIT before returning to Albuquerque...was recalled on 6/20 and went 3-3, 4.42 in 35 relief outings with the Rockies the rest of the year...earned first career relief win, 7/5 at SF and 2nd MLB save, 7/9 vs. PHI...worked career-best 4.0 IP in relief, 7/19 vs. TB...**2015:** Was in the Rockies rotation to begin season and was 2-1, 2.92 in first 4 starts thru 4/23...suffered a bruised pitching hand on a ball hit back to the mound on 5/13 at LAD...went 0-4, 7.40 in next 6 starts before going on the 10-day DL 6/1 with a left big toe injury...had surgery to repair a torn medial collateral ligament in the toe and missed the remainder of the season...was transferred to the 60-day DL on 6/17...**2014:** In 1st season in COL organization, opened at Colorado Springs (AAA), but did not make an appearance before being recalled by Rockies on 4/2...won first 2 starts and was 5-0, 2.66 in first 8 outings through 5/10...connected off Josh Collmenter for 2nd career home run, 4/30 at ARI...fractured his left hand while covering home plate on a wild pitch on 6/4 vs. ARI and was placed on 10-day DL the next day...was activated on 8/5...was 2-3, 5.31 in final 10 starts with the Rockies, going 1-3 over final 9 games.

2013: In final season in HOU organization, began year at Oklahoma City (AAA) before recall by Astros on 5/2...went on to lead the Astros staff in wins (7), place 2nd in starts (25), and rank 3rd in innings (career high 141.2)...fanned 10 batters on 6/12 at SEA at age 22 years/236 days, the youngest Astro to record a double figure strikeout game since Larry Dierker, 14 on 5/7/69 at 22 years/ 227 days...earned first career save on 8/26 at CWS...**2012:** Was N.L.'s youngest regular starting pitcher at age 21...finished 3rd on HOU staff in starts (25), innings (141.1), and strikeouts (99)...won first 4 starts at Oklahoma City to begin season and was recalled by the Astros to make spot start on 4/29 at CIN (ND)...overall, was 0-1, 5.73 in 4 spot starts with HOU over 1st 2 months before being recalled on 6/3 for rest of season...pitched his lone MLB CG, a 4-hit SHO in final start on 9/30 at MIL...connected off Mike Fiers for first big league

FRONT OFFICE

COACHES

LYLES

2019 REVIEW

OPPOSITIONS

RECORDS

DEVELOPMENT

MEDIA

LYLES CONTINUED

FRONT OFFICE

COACHES

LYLES

2019 REVIEW

OPPOSITIONS

RECORDS

DEVELOPMENT

MEDIA

HR in that game...**2011:** Was ranked by *Baseball America* as Astros No. 1 prospect to begin season...made 10 starts at OKC to begin year before selection by Astros on 5/30...had ND in start the following day at CHC (3 ER/7.0 IP)...at age of 20 years/224 days, was the youngest player in franchise history to make his debut since OF Cesar Cedenro on 6/20/70 (19 years/150 days)...singled off Carlos Zambrano for first MLB hit in that game...was 0-6 in first 11 big league starts before defeating CIN on 8/3...**2010:** Was 7-12, 3.57 in 27 G/20 GS between Corpus Christi (AA) and Round Rock (AAA)...was HOU's Minor League Pitcher of the Year...selected to Texas League mid- and postseason All-Star teams...pitched a scoreless inning for Team USA in MLB All-Star Futures Game in Anaheim...entered season ranked by *Baseball America* as HOU's 3rd-best prospect...**2009:** Had South Atlantic League's 4th lowest ERA

(3.24) at Lexington (Low-A)...led all HOU minor leaguers in SO (167)...**2008:** Was 3-3, 3.99 in 13 starts at Greenville (Rookie) to begin pro career...was promoted to Tri-City (Short Season A) on 8/30.

AMATEUR BACKGROUND: Played baseball and football at Hartsville (S.C.) High School (graduated 2008)...was 7-2, 1.86 while batting .447 with 6 homers in senior year...led team to the 2007 Class 4A championship while going 6-1, 0.85...set Hartfield career school football records with 81 catches for 1,568 yards and 23 touchdowns...committed to the University of South Carolina to play baseball before signing with HOU.

PERSONAL: Jordan Horton Lyles...has three brothers (Justin, Josh and Jake) and one sister (Jody)...lists Chipper Jones as his favorite baseball player...graduated from high school and was drafted and signed by the Astros all on the same day (6/5/08).

CAREER RECORD

YEAR	CLUB	W-L	ERA	G	GS	CG	SHO	SV	IP	H	R	ER	HR	HB	BB-I	SO	WP	BK	AVG
2008	Greenville—1	3-3	3.99	13	13	0	0	0	49.2	44	26	22	4	3	10-0	64	1	0	.228
	Tri-City	0-0	6.35	2	2	0	0	0	5.2	7	5	4	2	0	7-0	4	1	0	.292
2009	Lexington	7-11	3.24	26	26	0	0	0	144.2	134	56	52	5	14	38-1	167	6	0	.247
2010	Corpus Christi	7-9	3.12	21	20	1	0	0	127.0	133	54	44	10	5	35-2	115	3	1	.267
	Round Rock	0-3	5.40	6	6	1	0	0	31.2	48	21	19	2	2	11-0	22	0	0	.348
2011	Oklahoma City	3-3	3.61	12	10	0	0	0	62.1	64	25	25	4	5	17-2	42	0	0	.277
	Houston	2-8	5.36	20	15	0	0	0	94.0	107	61	56	14	5	26-1	67	0	0	.285
2012	Oklahoma City	5-0	3.54	7	7	0	0	0	40.2	41	16	16	2	6	8-0	33	1	0	.272
	Houston	5-12	5.09	25	25	1	1	0	141.1	159	97	80	20	5	42-4	99	2	0	.279
2013	Oklahoma City	2-2	5.32	6	5	0	0	0	23.2	30	15	14	1	0	6-0	11	0	0	.313
	Houston—2	7-9	5.59	27	25	0	0	0	141.2	165	98	88	17	11	49-1	93	5	2	.285
2014	Colorado—3	7-4	4.33	22	22	0	0	0	126.2	127	64	61	12	8	46-1	90	6	0	.262
	Modesto	0-0	0.00	1	1	0	0	0	3.2	3	0	0	0	0	2-0	4	0	0	.214
2015	Colorado Springs	1-0	0.00	1	0	0	0	0	4.2	3	0	0	0	0	2-0	4	0	0	.200
	Colorado—4	2-5	5.14	10	10	0	0	0	49.0	54	32	28	2	3	19-1	30	2	0	.290
2016	Colorado	4-5	5.83	40	5	0	0	1	58.2	69	46	38	4	4	28-2	32	5	0	.291
	Albuquerque	4-2	5.44	8	8	0	0	0	44.2	57	33	27	5	3	18-0	29	2	0	.322
2017	Colorado—5	0-2	6.94	33	0	0	0	0	46.2	61	37	36	11	4	12-1	33	2	0	.316
	El Paso—6	1-1	4.50	5	5	0	0	0	20.0	20	11	10	1	1	8-1	20	1	0	.260
2018	San Diego	1-3	9.39	5	5	0	0	0	23.0	35	24	24	5	0	10-0	22	2	0	.343
	San Diego—7	2-4	4.29	24	8	0	0	0	71.1	71	35	34	12	1	19-0	62	4	0	.259
	El Paso	0-2	17.47	2	2	0	0	0	5.2	14	11	11	4	1	2-0	4	2	0	.452
	Milwaukee—8, 9	1-0	3.31	11	0	0	0	0	16.1	12	7	6	0	2	9-3	22	1	0	.203
2019	Pittsburgh—10, 11	5-7	5.36	17	17	0	0	0	82.1	88	53	49	16	1	33-1	90	4	0	.271
	Indianapolis	0-0	1.69	1	1	0	0	0	5.1	2	1	1	1	0	3-0	7	0	0	.111
	Milwaukee—12, 13	7-1	2.45	11	11	0	0	0	58.2	43	19	16	9	0	22-1	56	0	0	.202
MAJOR TOTALS		43-40	5.11	245	143	1	1	2	909.2	991	573	516	122	44	315-16	696	33	2	.275
MINOR TOTALS		33-36	3.87	111	106	2	0	0	569.1	600	274	245	41	40	167-6	526	17	1	.272

* Led league # Tied for league lead

- Selected by Houston in the supplemental 1st round (38th overall) of the 2008 June draft...signed by J.D. Alleva and Clarence Johns.
- Acquired by Colorado from Houston, along with OF Brandon Barnes, in exchange for OF Dexter Fowler and a player to be named later on Dec. 3, 2013.
- On injured list, June 5-Aug. 5, 2014, with fractured third metatarsal in left hand...included rehab assignments with Modesto, July 26-29, and Colorado Springs, July 30-Aug. 5.
- On injured list, June 1, 2015-end of season, with left toe sprain.
- Released by Colorado on Aug. 1, 2017.
- Signed by San Diego as a minor league free agent on Aug. 8, 2017.
- On injured list, June 24-July 28, 2018, right elbow inflammation...included rehab assignment with El Paso, July 19-28.
- Acquired by Milwaukee off waivers from San Diego on Aug. 5, 2018.
- Signed by Pittsburgh as a free agent on Dec. 17, 2018.
- On injured list, March 25-April 3, 2019, with right side discomfort.
- On injured list, June 9-28, 2019, with left hamstring tightness...included rehab assignment with Indianapolis, June 23-28.
- Acquired by Milwaukee from Pittsburgh in exchange for RHP Cody Ponce on July 29, 2019.
- Signed by Texas as a free agent on Dec. 13, 2019.

POSTSEASON RECORD

SERIES	CLUB	W-L	ERA	G	GS	CG	SHO	SV	IP	H	R	ER	HR	HB	BB-I	SO	WP	BK	AVG
2019 NLWC	MIL vs. WAS																		
DID NOT PITCH																			

CAREER FIELDING

P	PCT	G	PO	A	E	TC	DP
Totals	.943	245	55	111	10	176	9

CAREER HIGHS

- Innings:** 9.0, Sept. 30, 2012 at MIL
- Relief Innings:** 4.0, July 19, 2016 vs. TB
- Low-Hit CG:** 4, Sept. 30, 2012 at MIL
- Strikeouts:** 12, May 17, 2019 at SD
- Walks:** 6, May 17, 2014 vs. SD
- Winning Streak:** 5, 2x, last Aug. 23-Sept. 25, 2019
- Losing Streak:** 6, 3x, last May 28-July 24, 2019
- Scoreless Streak:** 12.0 IP, June 6-18, 2013



LANCE LYNN

S **R**
BATS **THROWS**

6'5" **250**
HEIGHT **lbs**
WEIGHT

32
OPENING DAY AGE

BORN • May 12, 1987 in Marion County, IN

RESIDES • Brentwood, TN

ACQUIRED • Signed as a free agent on Dec. 18, 2018

CONTRACT STATUS • Signed through 2021

SERVICE TIME • 8.119 **OPTIONS USED** • 0/3

RHP #35

CAREER: The 32-year-old Lynn posted a career year in his first season as a Ranger in 2019, earning him a fifth place finish in American League Cy Young Award voting...teamed with rotation mate Mike Minor to form one of the most productive starter duos in Rangers history (see separate notes on page 139)...recorded the 3rd-highest single-season strikeout total in team history and one of the highest pitching WAR figures ever by a Ranger...signed a three-year contract as a free agent on 12/18/18 after splitting the 2018 season with MIN and NYY...has posted at least 10 wins in each of his 7 ML seasons beginning 2012 (missed all of 2016 after undergoing "Tommy John" surgery), one of 11 Major League pitchers with at least seven 10-win campaigns in that span, and one of just nine to post 7 seasons of 29+ starts since 2012...recorded a career-best 18 wins in lone All-Star season of 2012...was a rookie in Cardinals' World Championship season of 2011, defeating the Rangers in Game 3 of the World Series in Arlington...was a 1st round pick of STL in 2008 after pitching 3 seasons at the University of Mississippi.

WARRING FACTIONS: Finished among the 2019 leaders in pitching WAR for various statistical services, each of which uses a different method to reach a final figure.

-STATS LLC: Lynn finished at 6.9 pitching WAR in 2019, 2nd-best in MLB (7.4-Gerrit Cole) and the 3rd-highest figure ever by a Ranger...only higher marks for Texas were by Hall of Famers Ferguson Jenkins (7.2 in 1974) and Nolan Ryan (7.0 in 1989).

-baseball-reference.com: Rated Lynn at 7.6 WAR, ranking 3rd in MLB among pitchers (7.8-Justin Verlander/Mike Minor), and 3rd in club history to Minor last season (7.8) and Jenkins in 1974 (7.7).

-FanGraphs: Their rankings had Lynn at 6.8 WAR, 3rd in MLB (7.4-Cole, 7.0-Jacob deGrom) and 4th in TEX history to Jenkins in '74 (7.8), Ryan in '89 (7.0), and Jon Matlack in '78 (higher 6.8).

BIGGER THAN MOST: Finished among A.L. leaders in innings (T4th, career-high 208.1) and starts (T5th, 33) in 2019...his 208.1 IP tied Mike Minor for the team lead, and the 33 starts matched his career best (4th time, also 2013-14-17)...had 16 games with 7.0+ IP, 3rd-most in MLB (19-Jacob deGrom, 17-Justin Verlander) and tied with Cole Hamels (2016) and Yu Darvish (2013) for the most such starts by a Texas pitcher in the last 8 campaigns...from 4/28-8/7, pitched 6.0+ innings in 19 consecutive starts, 3rd-longest span in MLB in '19 (23-Clayton Kershaw, 21-Gerrit Cole) and T2nd-longest in club history (27-Kevin Brown in 1992)...reached the 200-inning plateau for the 3rd time in his career, the 1st Texas right-hander to reach the mark since Colby Lewis (204.2 IP) in 2015.

Lynn's average of 107.7 pitches per game was 2nd-highest in MLB (108.4-Trevor Bauer)...threw 100+ pitches in MLB-high 31 starts, a club record since pitches were 1st tracked in 1988...surpassed 100 pitches in 24 straight starts to end the year, longest span in Texas history (since 1988)...had lower ERA in

innings 7-9 (3.06) than in frames 1-3 (3.55) and 4-6 (3.93)...also lower OBP (.280) when facing hitters a 3rd time in a game than 1st time (.310) or 2nd time (.300).

STRIKEOUTS: His career-high 246 strikeouts in 2019 ranked 4th in the A.L., 48 more than Lynn's previous high of 198 in 2013...marked the 3rd-highest single-season strikeout total in Rangers history (246) behind only Nolan Ryan (301 in 1989) and Yu Darvish (277 in 2013)...his 9 G with 10+ SO ranked 5th in MLB (21-Gerrit Cole, 14-Chris Sale, 13-Justin Verlander, 11-Max Scherzer, 9-Lynn/Jacob deGrom), this after entering 2019 with 9 such starts combined over his 1st 7 ML seasons...the only Rangers with more 10+ strikeout games in a season in club history are Nolan Ryan (18 in 1989) and Yu Darvish (12 in 2013)...matched career high with 12 SO on 7/21 at HOU and 9/22 at OAK...posted 10+ K's in back-to-back starts, 5/21 vs. SEA (11) and 5/27 at SEA (10), 1st such instance by a Ranger since Yu Darvish from 5/9-16/14 and 2nd instance of Lynn's career (also 6/7-13/12).

WINS: Team-high 16 wins last season were the 2nd-highest total of his career (18 w/STL in 2012) and T5th-most in the A.L...became the 1st Ranger with 16+ wins since Colby Lewis (17) in 2015...won 6 straight decisions (6/1-7/11) and 5 consecutive starts (6/17-7/11) before loss on 7/16 vs. ARI, both the longest streaks by a Ranger since Martin Perez (7-0 in 7 GS from 8/9-9/8/17)...went 11-4 before the All-Star break, just the 10th pitcher in club history with 11-or-more wins prior to the break, 1st since Matt Harrison (11-4) in 2012...led MLB in wins when he recorded his 12th victory on 7/11 vs. HOU...winless in 8 straight starts from 8/7-9/17, with his 2.45 run support average (RS/9) from 8/7-9/21 being lowest in MLB among qualifiers...was starter and earned win in the Globe Life Park in Arlington finale, 9/29 vs. NYY.

ON THE LEADERBOARD: Despite missing all of 2016, ranks 12th in wins (97) and 18th in strikeouts (1286) among all ML pitchers since start of 2012...has a 3.60 ERA in that span, 24th lowest in MLB among hurlers with at least 800.0 IP...most seasons of 10+ wins beginning 2012: 8—Zack Greinke, Max Scherzer; 7—Gio Gonzalez, J.A. Happ, Clayton Kershaw, Jon Lester, Lance Lynn, Rick Porcello, Chris Sale, Stephen Strasburg, Justin Verlander.

POSTSEASON: Has a 5-4 record and 4.80 ERA (29 ER/54.1 IP) in 26 G/7 GS in career playoff action...is the all-time STL leader in career NLCS wins (3)...issued 3 R in 2.1 IP in 2 relief outings vs. BOS in 2018 ALDS...appeared in 5 straight postseasons with STL from 2011-15...was the starter and loser in Game 4 of the 2013 World Series vs. BOS...earned wins in Games 1 (relief) and 4 (start) of 2013 NLCS vs. LAD...posted a 6.35 ERA (4 ER/5.2 IP) in 5 G out of the bullpen in 2011 World Series against TEX...won Game 3 (1 R/2.1 IP) and issued IBB to

FRONT OFFICE

COACHES

LYNN

2019 REVIEW

OPPONENTS

RECORDS

DEVELOPMENT

MEDIA

Ian Kinsler as only batter faced in Game 5, his only 2 career app. in Arlington thru 2018...worked 5.1 scoreless innings in 5 relief app. in 2011 NLCS vs. MIL...became 3rd STL rookie pitcher to win 2 G in a single postseason, 1st since Johnny Beazley (1942).

2019: In his 1st season with the Rangers, Lynn finished among A.L. leaders in ERA (7th, 3.67), opp. BA (7th, .243), and WHIP (7th, 1.22)...turned in the 5th-most quality starts (20) in the A.L., including 8 straight from 5/10-6/19, one shy of the Texas club record done 6 times (single-season or multiple seasons).

SUMMARY: Opened year with a 6.51 ERA (20 ER/27.2 IP) over his 1st 5 GS thru 4/23, allowing 2 of his 3 highest run totals all season in that span...had 5.75 ERA through 5/4 (8 starts), then compiled a 2.90 ERA (40 ER/124.1 IP) over 19 starts from 5/10-8/18, 5th-lowest figure in A.L. in that span...gave up 7 R-ER in 5.2 IP on 8/23 at CWS, then had 2.87 (12 ER/37.2 IP) mark over final 6 GS to drop final figure from 3.85 to 3.67.

NOTES: Went 10-1, 3.50 (40 ER/103.0 IP) over 16 GS in Arlington, T2nd in A.L. in home wins...marked most wins in Arlington by a Ranger since Yu Darvish (10-2) in 2012...joined LAD's Hyun-Jin Ryu (10-1) as the only pitchers in MLB with 10-or-more wins and less than 2 losses at home...club was 17-16 in his 33 starts...opponents slashed .243/.300/.290/.689, including .219/.264/.393/.658 by RHB and .267/.332/.386/.718 by LHB...opposition batted .230 (43-187) w/ RISP...led MLB with career-high 18 wild pitches...threw 1st-pitch strikes 62.6% of PAs, 2nd-best figure of his career (63.2% in 2013).

2018: Was 10-10, 4.77 (83 ER/156.2 IP) in 31 games/29 starts with MIN and NYY...were his fewest wins and innings in a full season...issued just 0.80 HR/9.0 IP (14 HR), the 5th lowest ratio among A.L. pitchers (min. 15.0 IP)...posted a career best 9.25 K/9.0 IP...signed with MIN in the middle of spring training on 3/15 but was ready for start of regular season...was 7-8, 5.10 (58 ER/102.1 IP) in 20 starts, tying for 3rd on the staff in wins and ranking 4th in starts, innings, and strikeouts (100)...reached 1000.0 career IP on 4/30 vs. TOR and 1000 strikeouts on 6/26 at CWS (José Abreu in 5th inning)...was 3-2, 4.14 (25 ER/54.1 IP) in 11 games/9 starts with NYY after 7/30 trade...beginning 8/1, permitted just 0.33 HR/9.0 IP (2 HR), the best figure in the Majors (min. 50.0 IP) in that span...ranked among the A.L. leaders with 10.10 K/9.0 IP (7th) and 4.36 K/BB (11th) over season's final 2 months.

CARDINALS: Was 72-48, 3.38 (367 ER/977.2 IP) in 183 G/161 GS with STL from 2011-15 and 2017...ranks on the STL all-time list (since 1900) in strikeouts per 9.0 IP (1st, 8.46), winning percentage (8th, .605), and ERA (17th) among pitchers with at least 950.0 IP...was one of 3 ML pitchers to record at least 15 wins in each of the 2012-14 seasons (Zack Greinke, Max Scherzer)...fanned 150+ batters in 5 different seasons, T3rd on STL's all-time list (11--Bob Gibson; 7--Adam Wainwright).

2017: Returned to action after missing all of previous season and ranked among National League leaders in starts (T1st, 33), ERA (7th, 3.43), opponents batting average (6th, .223), fewest H/9.0 IP (6th, 7.29), most GDP/9.0 IP (8th, 0.97), and GDP induced (T10th, career high 20)...had career lows with .205 opponents AVG vs. RHP, 7th in N.L. and .193 AVG with runners on base, 6th best in N.L. and 4th-lowest single-season mark in Cardinals history...also ranked 8th in league with .227

average with RISP...was also among N.L. leaders in walks (2nd, career high 78), BB/9 IP (2nd, 3.77) and hit batsmen (T5th, 10)...held opposition to 2 or fewer ER in 23 starts, T1st in MLB (Drew Pomeranz) including stretch of 9 in a row, 7/4-8/16, and one ER or fewer in 15 starts, T2nd in MLB...was 6-3, 2.95 ERA in 15 GS at Busch Stadium...start on 4/6 vs. CHC was 1st in MLB since 10/4/15 at ATL...pitched at least 6.0 frames in 19 starts (18 GS), including 12 straight from 7/9-9/7...began batting as a switch hitter for the first time in MLB career on 7/4 vs. MIA...**2016:** Missed the entire season after having ligament replacement surgery on his right elbow by Dr. George Paletta on 11/10/15...made 3 rehab starts between Palm Beach (High-A) and Springfield (AA)...in 2 starts at Palm Beach allowed no runs in 3.2 innings, pitching 1.2 innings on 8/15 and 2.0 innings on 8/19...made a start on 8/24 at Springfield (0 R/3.0 IP)...**2015:** Ranked among N.L. leaders in ERA (12th, 3.03), wins (T16th, 12) and SO (T20th, 167)...his 3.34 run support average ranked 4th-lowest among N.L. pitchers and team was shut out in 5 of his 11 losses...allowed 0.67 HR/9.0 IP (13 HR), 10th in the N.L...was on the DL from 6/8-24 with right forearm tightness...**2014:** Posted career bests in ERA (2.74), innings (203.2), and quality starts (24)...placed among the N.L. leaders in wins (T8th, 15), ERA (9th), innings (10th), and strikeouts (14th, 181)...issued N.L.'s 3rd fewest HR/9.0 at 0.57 (13 HR)...tied for MLB lead with 29 starts allowing 3 runs or less (Felix Hernandez and Johnny Cueto)...his 104.5 pitches/game were 2nd most in N.L...**2013:** Finished 2nd on the STL staff in innings (201.2), strikeouts (198), and wins (15-tied)...was among the league leaders in victories (T6th), strikeouts (9th), K/9.0 IP (9th, 8.84), and fewest HR/9.0 IP (11th, 0.62)...was 11-4, 4.00 in 19 1st half starts and 4-6, 3.93 in 14 starts after the All-Star break...T4th in N.L. in home wins (9)...his 5.67 run support avg. was 3rd highest in N.L...**2012:** Recorded a career best and team high 18 wins in his 1st season as a full-time starter...was among the league leaders in K/9.0 IP (3rd, 9.20), victories (T6th), winning percentage (7th, .720), and strikeouts (14th, 180)...had highest run support average among N.L. starters (6.70)...went 8-1, 2.54 in 1st 10 starts and 11-4, 3.41 in 17 GS at the All-Star break...was selected to N.L. All-Star team but did not pitch in game...**2011:** Opened the season at Memphis (AAA) before purchase by STL on 6/2...lost to SF in start in ML debut that night (5 ER/5.1 IP), despite retiring game's 1st 10 batters...earned 1st ML win in next outing on 6/9 at HOU (1 ER/5.0 IP)...was optioned to Memphis on 6/10 before returning on 6/22...had a 2.22 ERA in 16 relief appearances before going on DL on 8/10 for remainder of regular season with a strained left oblique...returned in time to participate in final 2 rounds of postseason...**2010:** Led the Pacific Coast League in strikeouts (141) and starts (29-tied), and tied for 2nd in wins (13) at Memphis...topped all STL minor leaguers in starts and strikeouts and was 2nd in wins and innings (164.0)...ranked the 6th-best prospect in STL org. by *Baseball America*...**2009:** Combined to go 11-4, 2.85 in 28 G/25 GS at Palm Beach, Springfield, and Memphis...was named as the STL minor league pitcher of the year...topped STL farmhands in SO (124) and was 2nd in wins...spent most of season at Springfield, ranking among the Texas League leaders in ERA (3rd, 2.92) and wins (T3rd, 11)...named to the Texas League All-Star team...**2008:** Began pro career with 6 G/4 GS at Batavia (Short-A).

AMATEUR BACKGROUND: Pitched 3 seasons at the University of Mississippi at Oxford and ranks on the Rebels' all-time lists in career strikeouts (2nd, 332) and wins (T6th,

LYNN CONTINUED

22) with 3.95 ERA...set the Ole Miss single-season strikeout record with 146 in 2007...was named to the All-SEC Second Team in 2007 and 2008...was named the 2007 NCAA Oxford Regional Tournament MVP after pitching a shutout against the University of Southern Mississippi...was selected to the 2007 Team USA squad for the Pan-American Games...graduated from Brownsburg (Ind.) High School in 2005...was named 2005 Gatorade Indiana High School Player of the Year and a 2005 Louisville Slugger All-American...as a senior, posted a

16-0 record with two saves and an 0.71 ERA in 18 games and hit .400 with 14 HR...was selected by SEA in the 6th round of the 2005 June draft but did not sign...was a member of the Brownsburg (Ind.) team that qualified for the 1999 Little League World Series.

PERSONAL: Michael Lance Lynn...married to the former Dymir Hayes and has 2 daughters: Mia Jane (8) and Lively (1)...now lives in Brentwood, Tenn.

CAREER RECORD

YEAR	CLUB	W-L	ERA	G	GS	CG	SHO	SV	IP	H	R	ER	HR	HB	BB-I	SO	WP	BK	AVG
2008	Batavia—1, 2	1-0	0.96	6	4	0	0	0	18.2	12	5	2	0	1	4-0	22	1	0	.179
	Quad Cities	0-1	2.25	2	2	0	0	0	8.0	8	2	2	2	1	2-0	7	0	0	.258
2009	Palm Beach	0-0	2.30	5	2	0	0	0	15.2	16	4	4	0	0	3-0	17	0	0	.276
	Springfield	11-4	2.92	22	22	0	0	0	126.1	117	51	41	5	4	51-0	98	5	0	.251
	Memphis	0-0	2.70	1	1	0	0	0	6.2	5	2	2	0	0	3-0	9	1	0	.200
2010	Memphis	13-10	4.77	29	#29	0	0	0	164.0	164	96	87	21	8	62-0	*141	2	2	.259
2011	Memphis	7-3	3.84	12	12	0	0	0	75.0	79	33	32	2	2	25-0	64	2	0	.279
	St. Louis—3	1-1	3.12	18	2	0	0	1	34.2	25	12	12	3	1	11-1	40	1	0	.203
2012	St. Louis	18-7	3.78	35	29	0	0	0	176.0	168	76	74	16	10	64-3	180	3	0	.253
2013	St. Louis	15-10	3.97	33	33	0	0	0	201.2	189	92	89	14	11	76-0	198	6	0	.252
2014	St. Louis	15-10	2.74	33	33	2	1	0	203.2	185	72	62	13	7	72-1	181	7	0	.238
2015	St. Louis—4	12-11	3.03	31	31	0	0	0	175.1	172	66	59	13	5	68-5	167	2	0	.258
2016	Palm Beach—5	0-0	2.45	2	2	0	0	0	3.2	4	3	1	0	0	0-0	4	0	0	.250
	Springfield	0-0	0.00	1	1	0	0	0	3.0	3	0	0	0	1	0-0	3	0	0	.273
2017	St. Louis	11-8	3.43	33	#33	0	0	0	186.1	151	80	71	27	10	78-5	153	2	0	.223
2018	Minnesota—6	7-8	5.10	20	20	0	0	0	102.1	105	61	58	12	6	62-3	100	3	0	.263
	New York-AL—7, 8	3-2	4.14	11	9	0	0	0	54.1	58	26	25	2	0	14-0	61	2	0	.267
2019	Texas	16-11	3.67	33	33	0	0	0	208.1	195	89	85	21	8	59-0	246	*18	0	.243
MAJOR TOTALS		98-68	3.59	247	223	2	1	1	1342.2	1248	574	535	121	58	504-18	1326	44	0	.246
MINOR TOTALS		32-18	3.66	80	75	0	0	0	421.0	408	196	171	30	17	150-0	365	11	2	.257

* Led league # Tied for league lead

- Selected by Seattle in the 6th round of the 2005 June draft...did not sign.
- Selected by St. Louis in the supplemental 1st round (39th overall) of the 2008 June draft.
- On disabled list, Aug. 10-Oct. 9, 2011, with left oblique strain.
- On disabled list, June 8-24, 2015, with right forearm tightness.
- On disabled list, April 2, 2016—end of season, while recovering from right elbow surgery...included rehab assignments with Palm Beach, Aug. 15-23, and Springfield, Aug. 24.
- Signed by Minnesota as a free agent on March 12, 2018.
- Acquired by New York-AL from Minnesota, along with cash considerations, in exchange for INF Tyler Austin and RHP Luis Rijo on July 30, 2018.
- Signed by Texas as a free agent on Dec. 18, 2018.

POSTSEASON RECORD

SERIES	CLUB	W-L	ERA	G	GS	CG	SHO	SV	IP	H	R	ER	HR	HB	BB-I	SO	WP	BK	AVG
2011 NLCS	STL vs. MIL	1-0	0.00	5	0	0	0	0	5.1	3	0	0	0	0	2-1	1	0	0	.188
2011 WS	STL vs. TEX	1-0	6.35	5	0	0	0	0	5.2	7	4	4	2	0	3-1	4	0	0	.333
2012 NLWC	STL at ATL	0-0	0.00	1	0	0	0	0	0.1	0	0	0	0	0	0-0	0	0	0	.000
2012 NLDS	STL vs. WAS	1-1	8.10	3	0	0	0	0	3.1	4	3	3	3	0	2-0	6	0	0	.286
2012 NLCS	STL vs. SF	0-1	4.91	2	2	0	0	0	7.1	9	8	4	0	0	4-0	9	0	0	.290
2013 NLDS	STL vs. PIT	0-1	10.38	1	1	0	0	0	4.1	7	5	5	1	1	3-1	6	0	0	.350
2013 NLCS	STL vs. LAD	2-0	2.45	2	1	0	0	0	7.1	7	2	2	0	0	4-1	6	0	0	.269
2013 WS	STL vs. BOS	0-1	4.76	2	1	0	0	0	5.2	5	3	3	0	0	4-0	5	0	0	.250
2015 NLDS	STL vs. CHC	0-0	9.00	1	0	0	0	0	1.0	1	1	1	0	0	1-0	2	0	0	.250
2018 ALDS	NY Yankees vs. BOS	0-0	11.57	2	0	0	0	0	2.1	3	3	3	0	0	2-0	2	0	0	.300
WC TOTALS		0-0	0.00	1	0	0	0	0	0.1	0	0	0	0	0	0-0	0	0	0	.000
LDS TOTALS		1-2	7.41	8	2	0	0	0	17.0	22	14	14	4	1	10-2	24	0	0	.301
LCS TOTALS		3-1	2.81	10	4	0	0	0	25.2	25	12	8	0	0	11-2	19	0	0	.263
WS TOTALS		1-1	5.56	7	1	0	0	0	11.1	12	7	7	2	0	7-1	9	0	0	.293
POSTSEASON TOTALS		5-4	4.80	26	7	0	0	0	54.1	59	33	29	6	1	28-5	52	0	0	.281

ALL-STAR GAME RECORD

YEAR	CLUB	W-L	ERA	G	GS	CG	SHO	SV	IP	H	R	ER	HR	HB	BB-I	SO	WP	BK	AVG
2012	NL, Kansas City																		

SELECTED - DID NOT PITCH


CAREER FIELDING

P	PCT	G	PO	A	E	TC	DP
Totals	.948	247	67	115	10	192	9

CAREER HIGHS

Innings: 9.0, May 27, 2014 vs. NYY
Relief Innings: 4.1, Aug. 1, 2018 vs. BAL
Low-Hit CG: 3, Sept. 11, 2014 at CIN (8.0 IP)
Strikeouts: 12, 3x, last Sept. 22, 2019 at OAK
Walks: 6, 3x, last July 21, 2018 at KC
Winning Streak: 10, Sept. 9, 2012-May 1, 2013
Losing Streak: 5, 2x, last Aug. 7-Sept. 17, 2019
Scoreless Streak: 14.0 IP, 2x, last May 22-27, 2014

BRETT MARTIN



L BATS **L** THROWS
6'4" **200** lbs
 HEIGHT WEIGHT
24
 OPENING DAY AGE

BORN • April 28, 1995 in Morristown, TN

RESIDES • Morristown, TN

ACQUIRED • Selected in the 4th round of the 2014 June draft

CONTRACT STATUS • Signed through 2020

SERVICE TIME • 0.151 **OPTIONS USED** • 2/3

FRONT OFFICE

COACHES

MARTIN

2019 REVIEW

OPPONENTS

RECORDS

DEVELOPMENT

MEDIA

CAREER: The 24-year-old left-hander made his Major League debut in 2019 as one of the most-used pitchers on staff, finishing second among Texas pitchers in games (51) and relief innings (60.2)...his 59 relief strikeouts were third-most by a Texas rookie left-hander, most since Kenny Rogers (63 in 1989)...the former starter pitched primarily in relief last season, a role he shifted to midway through the 2018 campaign with Double-A Frisco...over six seasons in the minor leagues, has gone 16-32 with a 4.88 ERA spanning 107 games/72 starts while averaging 9.0 strikeouts, 3.0 walks, and 0.7 home runs per 9 innings...was selected by the Rangers in the fourth round of the 2014 June draft out of Walters State Community College in Morristown, Tenn., and has spent his entire professional career in the Texas organization.

2019: In his first Major League action, finished 2nd on the club in relief innings (60.2) behind José Leclerc (65.0)...had 2 stints with the Rangers: 4/19-5/20 and 6/4-end of season...made Major League debut on 4/19 vs. HOU, working a perfect 9th inning in a 7-2 loss...compiled a 7.20 ERA (12 ER/15.0 IP) over 14 G in 1st stint with Texas...recalled on 6/4 and allowed just one run over 13.2 IP (0.66 ERA) over his 1st 10 G through 7/2...had a 5.35 ERA (20 ER/33.2 IP) over final 27 G/2 GS...1st ML win 6/14 at CIN...1st career blown save on 8/4 vs. DET (1 R-0 ER) following error by L. Forsythe...had season-high 4 strikeouts on 3 occasions (7/16 vs. ARI, 7/22 at SEA, 9/15 vs. OAK)...allowed 5 R-ER in 1.2 IP in 2 starts as an 'opener' (7/23 at SEA and 9/1 vs. SEA)...permitted runs in 17 of 49 relief app...had 3.83 ERA (17 ER/40.0 IP) in Arlington and 6.45 ERA (16 ER/22.1 IP) on the road...had 4 holds...stranded 16 of 23 (69.6%) inherited runners.

NASHVILLE: Spent the balance of the season at Nashville (AAA), posting no record with one save, a 0.71 ERA (1 ER/12.2 IP), and 1.105 WHIP figure across 10 relief outings...was scoreless in final 11 G/11.1 IP, with lone run allowed coming in season debut on 4/4 vs. Iowa...held opponents 10-for-47 (.213) with 2 XBH (2B, 3B)...marked his 1st career action at the Triple-A level.

2018: Logged 89.0 innings for Double-A Frisco, his most since the 2015 campaign with Hickory (95.1)...did not spend any time on the disabled list, his 1st campaign without time spent on the DL since 2014...served a split role for Frisco, beginning season in the rotation before moving to the bullpen in early June...returned to the rotation for portions of the 2nd half, making back-to-back starts in mid-July and to close the season...went 1-9 with a 8.61 ERA (59 ER/61.2 IP) in 15 starts and 1-1 with a 4.28 ERA (13 ER/27.1 IP) in 14 relief outings...had higher SO/9 rate (10.9) and lower WHIP (1.390) as a reliever compared to marks as a starter (9.2 SO/9, 2.092 WHIP)...logged 2.0-or-more IP in 12 of 14 relief outings...**2017:** Made just 17 starts at Down East due

to a nearly 2-month stay on the disabled list...were fewest starts since 1st pro season with AZL Rangers in 2014...opponents batted .287/.353/.433/.786...was on the disabled list, 5/10-6/28, with a right abdomen strain...had one start for the Woodies in the Carolina League postseason (2.2 IP, 1 R-ER)...participated in the Rangers winter mini-camp at Globe Life Park in Arlington following the season...**2016:** Was limited to 17 starts due to injury, but made a late season return and led High Desert to a California League championship...combined to go 4-4 with a 4.41 ERA (34 ER/69.1 IP) over 17 starts with Hickory, the AZL Rangers, and High Desert...was on the disabled list, 6/16-8/8, with a left elbow strain...made a pair of starts with the AZL Rangers on rehab assignment, 8/3-7, allowing one run over 2.1 innings...promoted to High Desert upon activation from the disabled list and was 2-1 with a 4.24 ERA (11 ER/23.1 IP) over 6 regular season starts for the Mavericks...was 1-0 with a 2.19 ERA (3 ER/12.1 IP) and 24 strikeouts against 3 walks in a pair of postseason starts...tossed 7.0 no-hit innings with 15 strikeouts in High Desert's 1-0 victory in Game 2 of the championship series at Visalia...started 3 G for the Surprise Saguaros in the Arizona Fall League, going 1-1 with a 2.89 ERA (3 ER/9.1 IP)...**2015:** Was a South Atlantic League All-Star selection...went 4-5, 3.52 (33 ER/84.1 IP) as a starter and 1-1, 3.27 (4 ER/11.0 IP) as a reliever...was on disabled list, 8/1-8/8, with left knee strain...returned to the disabled on 8/29 for remainder of regular season with right hip strain...was activated from the disabled list in the postseason and tossed 4.0 shutout innings in Hickory's 3-2 win over Asheville in Game 2 of the SAL Championship...**2014:** Averaged 10.0 SO/9 in his 1st professional season with the AZL Rangers.

PERSONAL/AMATEUR: Brett Ryan Martin...married the former Haley Noe on 10/25/19...was drafted out of Walters State Community College in Morristown, Tenn., where he helped the Senators to a 3rd-place finish in the TCCAA Region VII Tournament as a freshman in 2014...compiled a 9-2 record with one save and a 3.83 ERA (18 ER/42.1 IP) in 16 appearances/9 starts...had 63 strikeouts against 31 walks...began college career at the University of Tennessee...after claiming Super Sophomore honors in 2011, was named IMAC All-Conference in both his junior (2012) and senior (2013) seasons at Morristown-Hamblen East High School...the school's main rival is Morristown-Hamblen West, where Rangers minor league pitching coordinator Danny Clark was formerly the head baseball coach...was teammates with Tampa Bay prospect Brent Honeywell at Walters State...has trained with Honeywell and former TEX pitcher Chad Bell, who also pitched at Walters State...is an avid fisherman and fan of the Tennessee Volunteers...participated in the 2020 Rangers Winter Caravan and holiday hospital visits.

MARTIN CONTINUED

CAREER RECORD

YEAR	CLUB	W-L	ERA	G	GS	CG	SHO	SV	IP	H	R	ER	HR	HB	BB-I	SO	WP	BK	AVG
2014	AZL Rangers—1	1-4	5.40	15	6	0	0	1	35.0	36	26	21	3	2	12-0	39	2	0	.261
2015	Hickory	5-6	3.49	20	18	0	0	0	95.1	92	45	37	6	2	26-0	72	6	1	.265
2016	Hickory	2-3	4.53	9	9	0	0	0	43.2	58	29	22	3	0	14-0	48	6	1	.317
	AZL Rangers	0-0	3.86	2	2	0	0	0	2.1	3	1	1	0	0	0-0	6	0	0	.273
	High Desert	2-1	4.24	6	6	0	0	0	23.1	24	13	11	3	0	7-0	16	0	0	.270
2017	Down East	4-8	4.70	16	16	0	0	0	84.1	94	52	44	7	0	35-0	90	3	0	.287
2018	Frisco	2-10	7.28	29	15	0	0	0	89.0	138	78	72	7	2	29-1	96	12	0	.357
2019	Nashville	0-0	0.71	10	0	0	0	1	12.2	10	1	1	0	0	4-0	19	0	0	.213
	Texas	2-3	4.76	51	2	0	0	0	62.1	72	38	33	7	2	18-2	62	3	0	.280
MAJOR TOTALS		2-3	4.76	51	2	0	0	0	62.1	72	38	33	7	2	18-2	62	3	0	.280
MINOR TOTALS		16-32	4.88	107	72	0	0	2	385.2	455	245	209	29	6	127-1	386	29	2	.297

* Led league # Tied for league lead

1- Selected by Texas in the 4th round of the 2014 June draft...signed by Chris Kemp on June 10, 2014.

CAREER FIELDING

P	PCT	G	PO	A	E	TC	DP
Totals	1.000	51	1	5	0	6	0

CAREER HIGHS

Innings: 3.0, 2x, last June 4, 2019 vs. BAL
Strikeouts: 4, 3x, last Sept. 15, 2019 vs. OAK
Walks: 2, 2x, last Sept. 1, 2019 vs. SEA
Winning Streak: 1, 2x, last Sept. 6, 2019 at BAL
Losing Streak: 3, July 13-Sept. 1, 2019

MINOR AND LYNN ARE RARE RANGERS DUO

Last season, Mike Minor and Lance Lynn combined for 30 wins, 65 starts, 416.2 innings, and 446 strikeouts...the pair became the 2nd duo in Rangers history to surpass 200 innings and 200 strikeouts in the same season, joining Nolan Ryan/Bobby Witt in 1990...the only other teammates to each clear 200 innings in 2019 were Houston's Gerrit Cole/Justin Verlander and Washington's Stephen Strasburg/Patrick Corbin...some other notes on the Minor/Lynn tandem:

- Lynn finished 5th in A.L. Cy Young Award voting (18 points: 3 fourth place votes, 12 fifth), while Minor finished 8th (7 points: 1 third, 1 fourth, 2 fifth)...joined Cole/Verlander as the only A.L. teammates receiving votes for the 2019 honor...marked 1st time any Ranger has received Cy Young votes since 2015 (Shawn Tolleson was T10th), highest finish for the club since 2013 (Yu Darvish placed 2nd to DET's Max Scherzer), and the 1st time multiple Rangers received votes since 2012 (Darvish and Matt Harrison).
- Accounted for 30 of the rotation's 45 wins (66.7%), 446 of 757 strikeouts (58.9%), and 416.2 of starters' 808.0 innings (51.6%)...marked most wins by a Texas rotation duo since 2015 (30 by Colby Lewis-17 and Yovani Gallardo-13)...it was the largest percentage of Texas rotation wins by any starter duo in club history (previous in 1987 by Charlie Hough-18 and Jose Guzman-11, 29 of rotation's 46 wins for 63.0%).


2019 STAT LINES

Pitcher	W	L	W-L%	ERA	G	GS	CG	SHO	IP	H	R	ER	HR	BB	IBB	SO	HBP	BK	WP	WHIP	SO9
Lynn	16	11	.593	3.67	33	33	0	0	208.1	195	89	85	21	59	0	246	8	0	18	1.219	10.6
Minor	14	10	.583	3.59	32	32	2	1	208.1	190	86	83	30	68	1	200	7	0	2	1.238	8.6
Totals	30	21	.588	3.63	65	65	2	1	416.2	385	175	168	51	127	1	446	15	0	20	1.229	9.6

2019 AMERICAN LEAGUE RANKINGS

LYNN	CATEGORY	MINOR
5 th	Cy Young Voting	8 th
7 th	ERA	6 th
T4 th	Innings	T4 th
4 th	Strikeouts	10 th
7 th	SO/9	10 th
T5 th	Starts	12 th
7 th	WHIP	10 th
5 th	Quality Starts	T11 th
T5 th	Wins	T12 th
2 nd	STATS WAR	9 th
3 rd	bb-ref.com WAR	2 nd
2 nd	FanGraphs WAR	8 th

JEFF MATHIS



R BATS **R THROWS**
6'0" **205** lbs.
HEIGHT **WEIGHT**
36
OPENING DAY AGE

BORN • March 31, 1983 in Marianna, FL
RESIDES • Santa Rosa Beach, FL
ACQUIRED • Signed as a free agent on Nov. 20, 2018
CONTRACT STATUS • Signed through 2020
SERVICE TIME • 13.012 **OPTIONS USED** • 3/3

C #2

FRONT OFFICE

COACHES

MATHIS

2019 REVIEW

OPINIONS

RECORDS

DEVELOPMENT

MEDIA

CAREER: Mathis is entering the second year of a two-year free agent contract that he signed with Texas on 11/20/18...is coming off a 2019 season in which he played in 88 games as the club's primary catcher, his most since 2011 (93) and third-most in his MLB career...has appeared in 921 career games over 15 Major League seasons with Los Angeles-AL (2005-11), Toronto (2012), Miami (2013-16), Arizona (2017-18), and Texas (2019)...has a .992 (55 E/6692 TC) fielding percentage in 887 career games as a catcher...has thrown out 22.8% (137 of 600) of runners attempting to steal...career catcher's ERA is 3.75...has amassed 86 defensive runs saved since debuting in 2005 according to FanGraphs, fourth-most among catchers in that span to Yadier Molina (170), Russell Martin (126), and Buster Posey (121)...the Florida native was selected by the Angels with the 33rd overall pick in the 2001 June draft out of Marianna (Fla.) High School.

2019: In his 1st season with Texas, Mathis appeared in 88 games, surpassing the 70-game mark for the first time since 2013 (73)...posted a .992 (6 E/722 TC) fielding percentage in 86 games/76 starts behind the plate...marked his most errors committed since 2010 (7)...had a catcher's ERA of 4.06, 6th lowest among A.L. qualifiers...threw out 8 of 58 runners attempting to steal...his .158 batting average was 2nd lowest in the Majors (200+ AB) to MIL's Travis Shaw (.157) and lowest in the A.L. since LAA's Brandon Wood (.146) in 2010...was the lowest in club history (200+ AB)...batting average high point for the season was .200 on 4/2 (2-for-10 thru 3 G)...had 2 hits in back-to-back games 7/31 vs. SEA and 8/2 vs. DET. To rise to .168, but went 6-for-49 (.122) over final 23 G to finish at .158...homer on 3/31 vs. CHI came on his 36th birthday, the oldest MLB player to homer on his birthday since NYY's Alex Rodriguez (40) on 7/27/15 at TEX...other HR came on 6/26 at DET...had just 3 RBI in final 34 games...made a pair of pitching appearances, 4/25 at SEA (1.0 IP, 1 H, 0 R) and 8/12 at TOR (1.0 IP, 2 H, 2 R-ER), the 4th and 5th mound outings of his career...left game due to a lower back strain on 9/14 vs. OAK and did not play the rest of the season.

POSTSEASON: Is hitting .379 with 5 2B, 1 home run and 4 RBI in 13 postseason career games...made 3 starts (WC; 2 NLDS) for ARI in 2017...1st career playoff homer was off LAD's Clayton Kershaw in NLDS Game 1...set LAA's postseason record with a hit in 6 consecutive plate appearances in 2009 ALCS vs. NYY...delivered a walk-off double in the 11th inning of Game 3 of that series.

2018: Started 61 games as catcher in his 2nd season with ARI...among N.L. backstops with 60 or more games, had the lowest ERA at 3.20, the 3rd highest caught stealing percentage 33.3% (8-24), and the 4th highest fielding percentage at .998 (1 E/574 TC)...led all ML catchers with 17 defensive runs saved, 5 more than any other backstop...won 1st career Fielding Bible

Award as ML's top defensive catcher...had a career-best 83-game errorless streak (744 TC) from 6/22/17-9/16/18 end with season's lone miscue on 9/18 vs. CHC...had a .172 (16-93) average in his 1st 33 games through 7/7 before hitting .311 (19-61) in next 19 contests to improve to season-high .227 on 8/26...batted just .105 (4-38) in final 16 games...hit safely in 8 straight starts, 7/4-28 at .344 (11-32), 3rd-longest streak such streak of career...pitched the 16th inning on 7/8 vs. SD (1.0 IP, 1 H, 1 R-ER, 1 K)...**2017:** Started 56 games at catcher in 1st season with Diamondbacks...ranked 4th among N.L. catchers (minimum 200.0 innings) with 3.51 ERA and 34.5% caught stealing percentage...reached base safely in a career-high 17 consecutive games, 6/22-8/5...hit safely in 11 straight games, 7/7-8/5...was on DL from 8/22-9/30 with a fractured right hand...returned to make 3 starts in the postseason...homered off LAD's Clayton Kershaw in NLDS Game 1...**2016:** Started 36 games as MIA's backup catcher...hit a grand slam, 6/14 at SD off Drew Pomeranz...**2015:** Made 29 starts behind the plate...was on the DL from 4/13-6/5 with a fractured right ring finger sustained on a foul tip on 4/12 vs. TB...played in 9 total games on rehab assignment with New Orleans (AAA) and Jacksonville (AA)...fielded .996 without an error in final 26 games...had 1st career game with a double and a triple, 9/25 vs. ATL...**2014:** Started 52 games behind the plate with .998 fielding percentage (1 E/429 TC)...tossed out 32.7% of attempted base stealers, 6th best in NL (min. 50 GS)...**2013:** Opened 1st season with Marlins on the disabled list after suffering a broken right collarbone in club's 1st spring training game, 2/23 vs. STL...appeared in 9 rehab games at Jupiter (High-A), Jacksonville, and New Orleans before being activated on 5/14...made 70 starts at catcher, throwing out 15 of 45 baserunners trying to steal...tied club record with 5 straight games with two-plus RBI, 6/26-7/3...hit 4th walk-off grand slam in Marlins history, 6/30 vs. SD...was also the 3,000th home run in franchise history...earned the Jeff Conine "Mr. Marlin" Award...**2012:** In lone season with TOR, started 59 games at catcher...of 46 hits, 21 went for extra bases (13 2B, 8 HR)...tied career high with 4 hits twice; 6/28 vs. LAA and 9/13 vs. SEA...made 1st 2 career pitching appearances, 5/25 at TEX (1.0 IP, 1 H, BB) and 7/25 vs. OAK (1.0 IP, 3 H, 2 R-ER).

ANGELS: Caught in 411 games with LAA from 2005-11, 4th most in franchise history: 961—Bob Boone; 815—Bob Rodgers; 654—Bengie Molina...had a .450 (9-20) batting average in 10 playoff games for the Angels from 2007-09...**2011:** Started 79 games behind the plate in final season with LAA...homered on his 28th birthday on 3/31 at KC, the 3rd player in MLB history to hit an Opening Day homer on birthday (STATS, Inc.)...**2010:** Had 62 starts at catcher...was sidelined from 4/20-6/7 with a fractured right wrist...had career high 13-game hitting streak, 4/5-6/22...**2009:** Made 78 starts behind the plate...batted .534 (8-15) in 7 ALDS and ALCS games...**2008:** Started a career high 90 games at catcher...also posted ML bests in most offensive categories including hits (55), homers (9), and RBI (42)...set

MATHIS CONTINUED

career high with 6 RBI, including 1st lifetime grand slam, 7/23 vs. CLE...led ML catchers in errors (13)...**2007**: Opened season at Salt Lake (AAA) before recall by Angels on 7/3...went on to start 52 games the rest of the year...**2006**: Made a total of 14 starts in 2 stints with LAA (opening day-5/3; 9/1-end of season)...was LAA's organizational defensive player of the year for 3rd time... named to *Baseball America* Triple-A All-Star and Pacific Coast League Postseason All-Star teams...**2005**: Spent most of year at Salt Lake, hitting pro career best 21 homers...was LAA's organizational defensive player of the year...named to *Baseball America* Triple-A All-Star and Pacific Coast League Postseason All-Star teams...was recalled by the Angels on 8/12 and fanned as a pinch-hitter in ML debut that night at SEA...was optioned on 8/15 and promoted again on 9/6...1st ML hit was 1B off Keiichi Yabu, 9/29 at OAK...**2004**: Spent entire season at Arkansas (AA)...was organization's minor league defender of the month in April and July...named to Texas League All-Star team and participated in MLB Futures Game on 7/11 at HOU...**2003**: Combined to bat a pro career best .315 with 13 homers and 68 RBI in 121 games with Rancho Cucamonga (High-A) and Arkansas...earned organizational defensive player of the year award while also being named to *Baseball America* High Class-A All-Star team and California League All-Star team... played in MLB All-Star Futures Game, 7/13 at CWS...**2002**:

Had career high 41 doubles at Cedar Rapids (Low-A)...received organizational defensive player of the month award for April and named to Midwest League All-Star team...**2001**: Appeared in 22 games between AZL Angels (Rookie) and Provo (Rookie) in 1st pro season...took home Angels' minor league defensive player of the month honors in July.

AMATEUR BACKGROUND: Played baseball and football at Marianna (Fla.) High School (graduated '01)...won 4 district titles, a regional title and appeared in state championship game in football in 2000...also won a state title in baseball in 1999...was recruited to play football by Florida State University...was selected to represent the United States at the 2005 Olympic Qualifying Tournament in Phoenix...was named to the all-tournament team after hitting .500 (6-12) with 2 doubles and 5 RBI.

PERSONAL: Jeffrey Stephen Mathis...he and his wife Jenna were married following the 2013 season and have a daughter, Sage (9/28/15)...is an avid golfer and has played a round of golf with John Daly...also enjoys hunting and fishing during the offseason...has gone hunting with Chipper Jones, who was one of his favorite players growing up as a Braves fan...was named to Cedar Rapids Kernels Hall of Fame in 2011.

CAREER RECORD

YEAR	CLUB	AVG	G	AB	R	H	TB	2B	3B	HR	RBI	SH	SF	BB-I	SO	SB	CS	HP	GDP	OBP	SLG
2001	AZL Angels—1	.304	7	23	1	7	8	1	0	0	3	0	1	2-0	4	0	0	0	1	.346	.348
	Provo	.299	22	77	14	23	35	6	3	0	18	0	3	11-0	13	1	0	2	1	.387	.455
2002	Cedar Rapids	.287	128	491	75	141	218	41	3	10	73	2	8	40-3	75	7	4	8	6	.346	.444
2003	Rancho Cucamonga	.323	97	378	73	122	189	28	3	11	54	0	4	35-0	74	5	3	5	4	.384	.500
	Arkansas	.284	24	95	19	27	44	11	0	2	14	1	2	12-1	16	1	2	1	2	.364	.463
2004	Arkansas	.227	117	432	57	98	170	24	3	14	55	4	4	49-1	102	2	1	5	5	.310	.394
2005	Salt Lake	.278	111	424	78	118	213	26	3	21	73	5	4	42-1	84	4	3	1	7	.342	.502
	Los Angeles-AL	.333	5	3	1	1	1	0	0	0	0	0	0-0	1	0	0	0	0	0	.333	.333
2006	Salt Lake	.289	99	384	62	111	165	33	3	5	45	0	5	26-1	75	3	1	2	6	.333	.430
	Los Angeles-AL	.145	23	55	9	8	16	2	0	2	6	0	1	7-1	14	0	0	0	0	.238	.291
2007	Salt Lake	.244	66	250	39	61	94	14	2	5	26	2	2	17-0	45	3	1	2	8	.295	.376
	Los Angeles-AL	.211	59	171	24	36	60	12	0	4	23	3	4	15-0	49	0	1	2	3	.276	.351
2008	Los Angeles-AL	.194	94	283	35	55	90	8	0	9	42	8	4	30-4	90	2	2	3	1	.275	.318
2009	Los Angeles-AL	.211	84	237	26	50	73	8	0	5	28	8	1	22-0	73	2	3	4	2	.288	.308
2010	Los Angeles-AL-2	.195	68	205	19	40	57	6	1	3	18	3	3	6-0	59	3	0	1	3	.219	.278
	Salt Lake	.242	9	33	6	8	14	1	1	1	5	0	0	4-0	10	0	0	0	1	.324	.424
2011	Los Angeles-AL	.174	93	247	18	43	64	12	0	3	22	14	3	15-2	75	1	2	2	3	.225	.259
2012	Toronto—3	.218	71	211	25	46	83	13	0	8	27	6	1	9-0	68	1	0	0	2	.249	.393
2013	Miami—4, 5	.181	73	232	14	42	66	7	1	5	29	1	1	21-4	76	0	0	1	5	.251	.284
	Jupiter	.286	4	14	1	4	6	2	0	0	4	0	0	1-0	4	0	0	1	1	.375	.429
	Jacksonville	.273	3	11	1	3	7	1	0	1	6	1	0	1-0	6	0	0	0	0	.333	.636
	New Orleans	.222	2	9	1	2	6	1	0	1	2	0	0	1-0	5	0	0	0	0	.300	.667
2014	Miami	.200	64	175	12	35	48	7	0	2	12	5	0	15-2	64	0	0	0	2	.263	.274
2015	Miami	.161	32	93	9	15	27	4	1	2	12	0	3	7-1	24	0	0	0	2	.214	.290
	Jacksonville	.294	5	17	2	5	6	1	0	0	2	0	1	2-0	6	0	0	0	0	.350	.353
	New Orleans	.000	4	10	0	0	0	0	0	0	0	0	0	0-0	2	0	0	0	0	.000	.000
2016	Miami—6	.238	41	126	12	30	42	4	1	2	15	1	0	4-0	36	0	0	1	1	.267	.333
2017	Arizona—7, 8	.215	60	186	13	40	60	10	2	2	11	1	0	14-1	61	1	0	2	6	.277	.323
2018	Arizona—9, 10	.200	69	195	15	39	53	9	1	1	20	1	2	20-1	66	0	0	0	7	.272	.272
2019	Texas	.158	86	228	17	36	51	9	0	2	12	0	1	15-1	87	1	0	0	2	.209	.224
MAJOR TOTALS		.195	921	2647	249	516	791	111	7	50	277	51	24	200-17	843	11	8	16	39	.254	.299
MINOR TOTALS		.276	698	2648	429	730	1175	190	21	71	380	15	34	243-7	521	26	15	27	42	.339	.444

* Led league # Tied for league lead

MATHIS CONTINUED

FRONT OFFICE

COACHES

MATHIS

2019 REVIEW

OPPONENTS

RECORDS

DEVELOPMENT

MEDIA

- 1- Selected by Anaheim in the supplemental 1st round (33rd overall) of the 2001 June draft.
- 2- On disabled list, April 20-June 17, 2010, with right wrist fracture.
- 3- Acquired by Toronto from Los Angeles-AL in exchange for LHP Brad Mills on Dec. 3, 2011.
- 4- Acquired by Miami from Toronto, along with RHP Henderson Alvarez, RHP Anthony DeSclafani, INF Yunel Escobar, INF Adeiny Hechavarria, OF Jake Marisnick, and LHP Justin Nicolino in exchange for INF/OF Emilio Bonifacio, C John Buck, LHP Mark Buehrle, RHP Josh Johnson, INF Jose Reyes, and cash considerations on Nov. 19, 2012.
- 5- On disabled list, March 22-May 14, 2013, with collarbone fracture.
- 6- On disabled list, April 13-June 5, 2015, with right ring finger fracture.
- 7- Signed by Arizona as a free agent on Dec. 5, 2016.
- 8- On disabled list, Aug. 22-Sept. 30, 2017, with right hand fracture.
- 9- On Paternity Leave List, June 10-12, 2018.
- 10- Signed by Texas as a free agent on Nov. 20, 2018.

POSTSEASON RECORD

SERIES	CLUB	AVG	G	AB	R	H	TB	2B	3B	HR	RBI	SH	SF	BB-I	SO	SB	CS	HP	GDP	OBP	SLG
2007 ALDS	LAA vs. BOS	.000	2	3	0	0	0	0	0	0	1	0	0	0-0	0	0	0	0	0	.000	.000
2008 ALDS	LAA vs. BOS	.500	1	2	0	1	1	0	0	0	0	0	0	0-0	1	0	0	0	0	.500	.500
2009 ALDS	LAA vs. BOS	.333	2	3	0	1	1	0	0	0	0	1	0	0-0	2	0	0	0	0	.333	.333
2009 ALCS	LAA vs. NYY	.583	5	12	2	7	12	5	0	0	1	0	0	0-0	2	0	0	0	0	.583	1.000
2017 NLWC	ARI vs. COL	.250	1	4	0	1	1	0	0	0	1	0	0	1-0	2	0	0	0	0	.400	.250
2017 NLDS	ARI vs. LAD	.200	2	5	1	1	4	0	0	1	1	0	0	0-0	1	0	0	0	0	.200	.800
WC TOTALS		.250	1	4	0	1	1	0	0	0	1	0	0	1-0	2	0	0	0	0	.400	.250
LDS TOTALS		.231	7	13	1	3	6	0	0	1	2	1	0	0-0	4	0	0	0	0	.231	.462
LCS TOTALS		.583	5	12	2	7	12	5	0	1	1	0	0	0-0	2	0	0	0	0	.583	1.000
POSTSEASON TOTALS		.379	13	29	3	11	19	5	0	1	4	1	0	1-0	8	0	0	0	0	.400	.655

CAREER FIELDING

C	PCT	G	PO	A	E	TC	DP
2005	1.000	3	4	0	0	4	0
2006	.970	20	92	6	3	101	1
2007	.991	57	383	42	4	429	2
2008	.981	94	624	57	13	694	5
2009	.988	79	507	58	7	572	5
2010	.985	67	433	36	7	476	2
2011	.995	91	512	53	3	568	4
2012	.996	66	433	38	2	473	5
2013	.998	73	520	30	1	551	2
2014	.998	62	389	39	1	429	4
2015	.998	62	210	13	1	224	1
2016	.991	38	304	32	3	339	3
2017	.994	58	489	44	3	536	6
2018	.998	63	516	57	1	574	1
2019	.992	86	686	30	6	722	2
Totals	.992	887	6102	535	55	6692	43

C (ADV.)	CS	SB	ATT	CS%	CERA	PB
2005	0	0	0	-	0.00	0
2006	2	12	14	14.3	5.82	1
2007	8	40	48	16.7	3.89	5
2008	16	57	73	21.9	3.65	3
2009	17	52	69	24.6	3.99	6
2010	7	43	50	14.0	3.67	6
2011	12	48	60	20.0	3.25	6
2012	13	29	42	31.0	4.39	6
2013	13	30	43	30.2	3.15	5
2014	12	33	45	26.7	3.97	3
2015	2	11	13	15.4	4.72	0
2016	9	23	32	28.1	3.28	1
2017	10	19	29	34.5	3.51	4
2018	8	16	24	33.3	3.20	1
2019	8	50	58	13.8	4.09	5
TOTALS	137	463	600	22.8	3.75	52

2B	PCT	G	PO	A	E	TC	DP
2018	1.000	1	1	0	0	1	0

CAREER HIGHS


- Hits:** 4, 3x, last Sept. 13, 2012 vs. SEA
- Runs:** 3, 2x, last June 28, 2012 vs. LAA
- Doubles:** 2, 3x, last July 8, 2018 vs. SD
- Triples:** 1, 7x, last June 8, 2018 at COL
- Home Runs:** 1, 50x, last June 26, 2019 at DET
- RBI:** 6, July 23, 2008 vs. CLE
- Walks:** 3, June 3, 2008 at SEA
- Stolen Bases:** 2, July 17, 2009 at OAK
- Hitting Streak:** 13, April 5-June 22, 2010

GRAND SLAMS (3)

- July 23, 2008 vs. CLE (Mastny)
- June 30, 2013 vs. SD (Walk-off) (Ross)
- June 14, 2016 at SD (Pomeranz)

GAME ENDING-HR (1)

- June 30, 2013 vs. SD (GS) (Ross)



YOHANDER MÉNDEZ

L BATS **L** THROWS
6'4" **230**^{lbs}
 HEIGHT WEIGHT
25
 OPENING DAY AGE

BORN • Jan. 17, 1995 in Valencia, Venezuela

RESIDES • Valencia, Venezuela

ACQUIRED • Signed as a non-drafted free agent on July 2, 2011

CONTRACT STATUS • Signed through 2020

SERVICE TIME • 1.103 **OPTIONS USED** • 3/4

CAREER: The 25-year-old left-hander has appeared with the Rangers in each of the last 4 seasons, but missed most of 2019 due to an elbow injury...saw his heaviest workload to date in 2018, including his 1st 5 ML starts...was considered one of the club's top 5 prospects in both 2017 and 2018...climbed through the top three levels of the Texas farm system to make his Major League debut in 2016...will be in Major League spring training camp for a 5th straight year...over 8 seasons in the minor leagues, Mendez has produced a 3.34 ERA and 1.168 WHIP over 571.0 innings, averaging 8.5 strikeouts per 9 innings...is seeking to translate that success in the Majors, where he has a 6.23 ERA and 1.573 WHIP over 47.2 IP with 25 BB/33 SO...the 6-foot-5 Venezuela native originally signed with the Rangers on 7/2/11.

INJURY/REHAB: Spent bulk of 2019 on the 60-day injured list with a left elbow UCL sprain...sustained a Grade 1 sprain of the ulnar collateral ligament in his left elbow during a Cactus League start on 3/17 vs. ARI...opened the year on the 60-day IL and did not appear in a game until an injury rehabilitation assignment from 7/26-8/25...optioned to Nashville (AAA) on 8/26...had 12 relief app. overall in minors with AZL Rangers (Rookie), Frisco (AA), and Nashville on injury rehab assignment and while on option: 0-1, 4.91 (10 ER/18.1 IP), 14 H, 9 BB/27 SO, 4 HR, .200 opp. BA, 1.255 WHIP.

TEXAS: Was recalled by Texas on 9/5 for the remainder of the year, going 1-0, 5.79 (3 ER/4.2 IP) with a 1.929 WHIP over 3 relief appearances...allowed runs in all 3 outings and threw 49 of 100 pitches for strikes...no holds, no save chances, and allowed 2 of 4 inherited runners to score...earned relief win on 9/7 at BAL (2.1 IP, 1 R-ER) in his 1st ML game since 9/30/18 at SEA.

2018: Tossed a career-best 150.0 innings between the Majors and minors, including a career-high 27.2 innings at the ML level...opened the season at Triple-A for the 1st time in his career and had a pair of stints with the Rangers prior to the All-Star break...was scratched from scheduled start for TEX on 6/20 at KC and optioned to minors on 6/19, but he climbed 3 levels of the Texas farm system to return to the Rangers in September...had 3 stints with Texas: 5/3-12, 6/15-18, and 9/2-end of season...his 2 wins came in scoreless outings on 9/2 vs. MIN (6.0 IP in start) and 9/14 at SD (5.0 IP in relief), the latter being a game in which Texas used an 'opener'...the victory against the Twins was his 1st ML win...went 2-10, 4.71 (64 ER/122.1 IP) in 23 G/GS with the club's top 3 affiliates, including 2-4, 4.31 (34 ER/71.0 IP) in 13 G/GS after being optioned on 6/19...joined Down East on 6/25 and made 5 starts before a promotion to Frisco on 7/16...was promoted back to Round Rock on 8/22 after 6 starts for the RoughRiders...**2017:** Went 0-1, 5.11 (7 ER/12.1 IP) in 7 relief

outings for the Rangers after he was recalled from Frisco (AA) on 9/4...allowed runs in 4 of 7 outings for Texas...2nd straight year as a September call-up...1st ML loss, 9/15 at LAA (BB to only BF), 1st Ranger to take loss when walking only BF since Juan Alvarez on 7/28/02 vs. OAK...spent balance of season at Frisco, his 1st extended action at the Double-A level...finished 7-8, 3.79 (58 ER/137.2 IP) in 24 G/GS...**2016:** Recalled from Round Rock (AAA) on 9/2 near end of minor league season, he made 2 relief appearances for Texas to finish the year...made ML debut on 9/5 at SEA (1.0 IP, 4 H, 5 R-ER), and also pitched on 9/17 vs. OAK (2.0 IP, 1 H, 1 R-ER)...at 21 years, 232 days old, was youngest Rangers pitcher to make ML debut since Martin Perez (21.084 on 6/27/12 vs. DET)...combined to go 12-3 with a 2.19 ERA (27 ER/111.0 IP) over 24 G/21 GS with High Desert (High-A), Frisco (AA), and Round Rock...promoted to Frisco on 5/20, and had 2 stints there: 5/20-7/4, 7/11-8/2...earned win in Double-A debut on 5/21 vs. San Antonio (5.0 IP, 3 R-ER)...posted 5.0 SHO IP to win AAA debut, a spot start on 7/5 at New Orleans...had 22.1 scoreless innings over 1st 5 Triple-A outings...had 0.57 ERA (2 ER/31.1 IP) and .119 opp. avg. in the PCL, including .074 (2-27) by left-handed batters...**2015:** Spent the season with Hickory (A), going 3-3 with 3 saves and a 2.44 ERA (18 ER/66.1 IP) in 21 G/8 GS...had a 1.085 WHIP and averaged 10.0 SO/9...only HR allowed all year came in his final 2 outings, 8/23 at Greensboro and 9/1 at Delmarva...club's minor league reliever of the month for May (16.2 SHO IP)...was scoreless in 1st 11 G/one start overall spanning 24.1 innings, 1st runs allowed in start on 6/28 vs. Lakewood...selected for league All-Star Game on 6/23 in Asheville, allowing an unearned run in 0.2 IP to finish win for the North squad...started twice in Hickory's 6-G run to the South Atlantic League championship, going 1-1, 2.70 (3 ER/10.0 IP) with 2 BB and 13 SO...went 0-1, 2.25 (3 ER/12.0 IP) in 4 G/GS for Magallanes in Dominican Winter League...**2014:** Limited to 10 G/9 GS with Hickory and AZL Rangers due to a nearly 4-month stay on the IL with left shoulder strain...combined to go 3-1, 2.70 (11 ER/36.2 IP) in 10 G/9 GS...chosen as the SAL Pitcher of the Week for 4/14-20...on Hickory IL, 4/24-8/21...made 3 rehab appearances with the AZL Rangers from 8/8-15...**2013:** Limited to 8 starts with Spokane, spending the final month of the season (beg. 7/31) on the IL with left elbow sprain...**2012:** Spent 1st professional season with DSL Rangers...tied for the team lead in starts, while recording the 3rd-lowest ERA on the staff...career-low 1.99 ERA, and allowed just one HR in 45.1 IP...**2011:** Did not see official action after signing 1st professional contract on July 2.

PERSONAL: Yohander Manuel (Ortega) Mendez...favorite vacation spot is Virgin Islands and favorite player growing up was Endy Chavez...also played basketball in his youth...signed by Rafic Saab, Pedro Avila, and Mike Daly.

MÉNDEZ CONTINUED

FRONT OFFICE

COACHES

MÉNDEZ

2019 REVIEW

OPPONENTS

RECORDS

DEVELOPMENT

MEDIA

CAREER RECORD

YEAR	CLUB	W-L	ERA	G	GS	CG	SHO	SV	IP	H	R	ER	HR	HB	BB-1	SO	WP	BK	AVG
2012	DSL Rangers—1	2-1	1.99	14	13	0	0	0	45.1	36	13	10	1	3	13-0	35	4	1	.226
2013	Spokane	1-2	3.78	8	8	0	0	0	33.1	31	18	14	4	3	17-0	23	1	0	.240
2014	Hickory	3-0	2.32	7	6	0	0	0	31.0	26	9	8	4	0	2-0	28	4	1	.232
	AZL Rangers	0-1	4.76	3	3	0	0	0	5.2	8	4	3	0	0	2-0	7	1	1	.320
2015	Hickory	3-3	2.44	21	8	0	0	3	66.1	57	20	18	2	2	15-0	74	6	1	.230
2016	High Desert	4-1	2.45	7	7	0	0	0	33.0	21	9	9	2	0	11-0	45	1	0	.176
	Frisco	4-1	3.09	10	10	0	0	0	46.2	39	18	16	2	4	14-0	46	5	0	.228
	Round Rock	4-1	0.57	7	4	0	0	0	31.1	12	2	2	0	1	16-0	22	2	0	.119
	Texas	0-0	18.00	2	0	0	0	0	3.0	5	6	6	0	0	2-0	0	0	0	.333
2017	Frisco	7-8	3.79	24	24	1	#1	0	137.2	114	60	58	*23	10	43-0	124	2	2	.228
	Texas	0-1	5.11	7	0	0	0	0	12.1	13	9	7	3	1	3-0	7	0	0	.271
2018	Round Rock	0-7	5.25	12	12	0	0	0	58.1	65	39	34	13	2	24-0	50	1	5	.286
	Texas	2-2	5.53	8	5	0	0	0	27.2	28	18	17	4	0	15-0	18	0	0	.264
	Down East	1-2	3.48	5	5	0	0	0	31.0	29	15	12	3	2	6-0	27	0	0	.254
	Frisco	1-1	4.91	6	6	0	0	0	33.0	33	19	18	6	1	10-0	32	3	1	.262
2019	AZL Rangers	0-0	12.27	3	0	0	0	0	3.2	6	5	5	2	0	1-0	6	0	0	.353
	Frisco	0-0	1.23	4	0	0	0	1	7.1	5	2	1	1	0	6-0	6	0	0	.172
	Nashville	0-1	4.91	5	0	0	0	0	7.1	3	4	4	1	2	2-0	15	0	0	.125
	Texas—2	1-0	5.79	3	0	0	0	0	4.2	4	3	3	2	0	5-0	8	0	0	.250
MAJOR TOTALS		3-3	6.23	20	5	0	0	0	47.2	50	36	33	9	1	25-0	33	0	0	.270
MINOR TOTALS		30-29	3.34	136	106	1	1	4	571.0	485	237	212	64	30	182-0	540	30	12	.231

* Led league # Tied for league lead

- 1- Signed by Texas as a non-drafted free agent on July 2, 2011...signed by Rafic Saab, Pedro Avila, and Mike Daly.
- 2- On injured list, March 28-Aug. 25, 2019, with left UCL sprain...included rehab assignments with AZL Rangers, July 26-Aug. 5, Frisco, Aug. 6-20, and Nashville, Aug. 21-25

CAREER FIELDING


P	PCT	G	PO	A	E	TC	DP
Totals	.909	20	2	8	1	11	1

CAREER HIGHS

- Innings: **6.0**, Sept. 2, 2018 vs. MIN
- Relief Innings: **5.0**, Sept. 14, 2018 at SD
- Strikeouts: **6**, Sept. 7, 2019 at BAL
- Walks: **4**, Sept. 26, 2018 at LAA
- Winning Streak: **2**, Sept. 2-14, 2018
- Losing Streak: **1**, 3x, last Sept. 19, 2018 vs. TB



Rangers Co-Chairman & Managing General Partner Ray Davis (left) shakes hands with Dominican Republic President Danilo Medina at opening ceremonies for the Rangers' new facility in Boca Chica, Dominican Republic on November 15, 2019. Rangers Chief Operating Officer Neil Leibman (back right) and pitcher Edinson Vólquez (front right) also participated in the festivities.



MIKE MINOR

R
BATS

L
THROWS

6'4"
HEIGHT

210^{lbs}
WEIGHT

32
OPENING DAY AGE

BORN • Dec. 26, 1987 in Chapel Hill, TN

RESIDES • Knoxville, TN

ACQUIRED • Signed as a free agent on Dec. 6, 2017

CONTRACT STATUS • Signed through 2020

SERVICE TIME • 8.138 **OPTIONS USED** • 1/3

CAREER: A first-time All-Star in 2019, Minor posted the best year of his career en route to earning Rangers Pitcher of the Year honors from the Dallas-Fort Worth chapter of the BBWAA...recorded career highs in wins, innings, and strikeouts last season in his 2nd year with the Rangers...combined with Lance Lynn to become one of the most formidable starter duos in Rangers history (see additional notes on page 139)...over 2 seasons with Texas in 2018-19, his totals rank among American League leaders in innings (7th, 365.1), WHIP (11th, 1.188), and wins (T11th)...club's Opening Day starter last season, Minor led MLB with 8 outings of 8.0+ IP, and had A.L.-high 6 outings of 7.0+ shutout innings...after signing with Texas prior to 2018, returned to a starting role for the first time since 2014 following one season in the Kansas City bullpen in 2017...the 32-year-old left-hander signed a three-year contract with the Rangers on 12/6/17...did not make a ML appearance in 2015-16 following surgery for a torn labrum in his left shoulder on 5/13/15...was 38-36, 4.10 in 111 games/110 starts for ATL from 2010-14...from the 2012 All-Star break through 2014 season, ranked 11th in N.L. with a 3.52 ERA (min. 70 starts)...was selected by Atlanta as the 7th overall selection in the 2009 June draft out of Vanderbilt U.

PRODUCTIVE TWO YEARS: Minor is just the 5th pitcher in Rangers history to post back-to-back seasons of 28+ starts, an ERA under 4.20, and a WHIP of less than 1.240...that list includes 3 Hall of Famers, and the other is in the Rangers Hall of Fame: Ferguson Jenkins in 1974-75, Gaylord Perry in 1976-77, Charlie Hough in 1985-86, and Nolan Ryan in 1989-90...for pitchers in Rangers history with 350+ innings, Minor ranks among leaders in SO/9 (6th, 8.18), WHIP (7th, 1.188), and opponents average (8th, .240)...over 2 seasons with Texas in 2018-19, his totals rank among American League leaders in innings (7th, 365.1), WHIP (11th), and wins (T11th).

VALUE ADDED: Finished with top 10 rankings in 2019 pitching WAR (wins above replacement) from 3 of the top stat services, all of which use different formulas to determine pitcher value...his baseball-reference.com WAR was 2nd-highest in the A.L. at 7.8, trailing only Cy Young Award winner Justin Verlander for HOU (higher 7.8)...was 8th in FanGraphs WAR (4.2) and 9th in rankings by STATS LLC (4.2)...the figures were Minor's career bests from each stat service.

2019: A first-time All-Star selection, Minor finished the year with career highs in wins (14), innings (208.1), and strikeouts (200)...ranked among A.L. leaders in innings (T4th, 208.1), ERA (6th, 3.59), opp. OPS (7th, .704), opp. BA (8th, .244), opp. SLG (9th, .395), and WHIP (10th, 1.238)...opponents hit .214 (33-154) with RISP, 3rd-lowest in the A.L...his 16 QS were T11th in the A.L...led MLB with 8 outings of 8.0+ IP, one of just 3 Texas pitchers with so many outings in a season since 2001 (10-Matt Harrison in 2012, 8-Cliff Lee in 2010)...Rangers went 17-15 in his 32 starts.

ALL-STAR: Selected to A.L. team for 2019 MLB All-Star Game (MLB selection)...marked his 1st career selection...was the Rangers' first left-handed pitcher selected since Cole Hamels in 2016...did not pitch in the game, as he had skipped final start prior to break (7/7 at MIN) for extra rest ahead of 2nd 'half'.

STRIKEOUTS: Ranked 10th in A.L. in both SO (200) and SO/9 (8.64)...reached 200 K's for the 1st time, producing a career-high 4 double-digit strikeout games, this after entering 2019 with 4 such games in his entire career...career-high 13 K's on 4/27 at SEA, tying the Texas club record for K's by a LHP in a game accomplished twice previously: Jamie Moyer on 4/8/89 vs. TOR and Cliff Lee on 7/27/10 vs. OAK...marked highest SO total by a Ranger in 2019, most for Texas since Yu Darvish fanned 15 on 8/12/13 at HOU.

SUMMARY: Allowed 6 R-ER in 4.2 IP on Opening Day, 3/28 vs. CHC, taking loss in Rangers' 12-4 defeat...over next 16 starts from 4/3-6/26, went 8-3 with a 2.00 ERA (24 ER/108.0 IP) and .219/.286/.331/.617 opponent slash line to drop season ERA to 2.40...was 1-2, 6.59 (20 ER/27.1 IP) over 5 July starts to raise ERA from 2.40 to 3.21, then posted 15.0 SHO IP over 1st 2 starts/wins in August to sit at 2.90...was 3-4, 5.57 (33 ER/53.1 IP) in final 8 starts beginning 8/16 to raise final ERA from 2.90 to 3.59, highest since his 3rd start of the year.

SHUT 'EM DOWN: Ranked T3rd in A.L. with 2 CG (4/16 vs. LAA, 6/26 at DET), 1st Ranger with multiple CG since Colby Lewis (2) in 2015...his April effort against the Angels marked the 1st CG shutout of his career, 1st by a TEX pitcher since A.J. Griffin on 5/9/17 at SD, 1st in Arlington since Colby Lewis on 9/11/15 vs. OAK...had A.L.-high 6 outings of 7.0+ shutout innings, T4th-most in MLB and tied for club record in a season (5th time, last Yu Darvish in 2014)...compiled a 19.0-inning scoreless streak from 7/31-8/16, 2nd-longest by a Ranger in '19 (23.0-Jesse Chavez) and longest by a Texas starter since Cole Hamels (24.0 IP) from 7/1-20/17...had 29.0 consecutive scoreless innings at home from 4/3-5/20, setting a Globe Life Park in Arlington record in the facility's final season...had 7.1 SHO IP on 9/2 at NYY in 7-0 win, as TEX ended Yankees' streak of not being shut out at 220 G...won consecutive 1-0 affairs 8/5 at CLE and 8/11 at MIL, the 1st pitcher to win back-to-back road starts w/ 1 R of support since TB's Steve Trachsel in 2000 (credit Elias).

NOTES: Finished 2nd among league qualifiers in pitches per game (104.9)...was a unanimous selection as Rangers Player of the Month for June (3-0, 1.70, 0.97 WHIP, .180/.266/.289/.555 opp. slash)...had 12 consecutive starts w/ 3-or-fewer R and 5.0+ IP from 4/27-6/26, the longest single-season streak in club history...his 23 GIDP induced were 2nd in the A.L...issued 68 BB, T3rd-most in the A.L., and 30 HR, T9th-most in the league...wore uniform no. 36 in 2018, but switched to no. 23 for 2019.

2018: In his 1st season as a starter since 2014, Minor led Texas starters in wins (12), starts (28), innings (157.0), strikeouts (132), and quality starts (13)...more than doubled his innings total from 2017 with KC (77.2)...marked his most wins since 2013 with Atlanta (13)...fell 5.0 innings shy of qualifying for league leader status, but compiled the 9th-lowest WHIP (1.121) among A.L. pitchers with at least 150.0 IP...opposing batters had a .235/.288/.445/.733 slash line...Minor's 0.77 WHIP in June was lowest in a single month by a TEX pitcher (min. 90 BF) since Yu Darvish (0.74) in Sept. 2012...was 6-2 with a 2.97 ERA (19 ER/57.2 IP) in 10 starts after the All-Star break ranked among the post-break A.L. leaders (min. 10 GS) in WHIP (3rd, 0.94), opp. avg. (4th, 1.94), opponent OPS (5th, .620), wins (T6th), and ERA (9th)...won 4 straight (7/29-8/22) and 6 of 7 starts (7/29-9/10), with 4-G win streak matching longest by a Ranger in '18 (also Gallardo)...allowed 6 HR to LH batters (1st was by Moustakas on 5/25 vs. KC) after none since 7/11/14 vs. NYM...took a perfect game into the 7th on 6/27 vs. SD...double on 9/16 at SD was 1st XBH by TEX pitcher since Yu Darvish HR on 8/24/16 at CIN...**2017:** In his lone season with KC, led staff in relief wins (6), was 2nd in appearances (65) and saves (6), and placed 3rd in holds (17) and games finished (13)...career-low 2.55 ERA was 2nd lowest among all KC pitchers...named Royals Pitcher of the Month in both May (2-0, 1.13) and September (1-0, 0.66)...T7th among A.L. relievers in wins and was T11th in strikeouts (88)...issued just 0.58 HR/9, 2nd-lowest among A.L. pitchers (min. 70.0 IP)...held opposition to .204 batting average, including .163 vs. LHB, 7th-lowest mark in A.L. (minimum 90 batters faced)...had a 1.017 WHIP, 10th-lowest in ML (min. 70.0 IP)...finished season as KC closer, earning 1st 6 ML saves in final 6 app...appearance on 4/3 at MIN was first in majors since 9/20/14 vs. NYM, start with ATL and snapped a string of 102 straight starts since lone ML relief outing on 10/1/10 vs. PHI...**2016:** Signed as a free agent with KC on 2/19 and spent entire season on the 60-day DL while continuing recovery from left shoulder surgery...made 10 total starts on minor league injury rehabilitation assignment at Northwest Arkansas (AA) and Omaha (AAA)...made season debut for NW Arkansas with 1.1 scoreless innings on 5/10 at Arkansas...made final 8 outings for Omaha...**2015:** Opened the season on 15-day DL and was transferred to 60-day DL on 5/2...had surgery to repair a torn labrum in his left shoulder on 5/13 in Los Angeles and missed the entire season...**2014:** Began season on DL with left shoulder tendinitis before being activated on 5/2...placed 4th on Braves in starts (25)...among N.L. LHP (min. 100.0 IP), ranked 8th in strikeout-to-walk ratio (2.73) and 10th in strikeouts per 9.0 innings (7.43)...was shut down for season after pitching 1.0 inning on 9/20 vs. NYM due to left shoulder soreness...**2013:** Set then-career highs for wins (13), starts (32), innings (204.2) and strikeouts (181)...led the Braves in starts, innings, and strikeouts...ranked eighth in the

N.L. in strikeout-to-walk ratio at 3.93...was 9-3, 2.74 with 118 strikeouts in 118.1 IP over 18 starts from 5/8-8/11, tied for 2nd in N.L. in wins in that span...had 1st ML CG with 8.0 inning loss on 7/21 at CWS...hit only ML home run, 5/25 at NYM off Dillon Gee...won his lone career postseason start in Game 2 of NLDS vs. LAD (6.1 IP, 1 R-ER), beating Zack Greinke in the Braves' only win of the series...**2012:** Led the Braves in innings (179.1), was 2nd in starts (30) and strikeouts (145), and placed 3rd in wins (11)...went 6-4, 2.16 in 14 starts after the All-Star break, going 4-0, 0.87 in 5 September outings...tied for 5th in N.L. in home runs allowed (26)...**2011:** Made 15 starts over 4 stints with ATL (4/3-8; 5/25-6/1; 6/11-22; 8/6-end of season)...won 5 consecutive decisions, 6/11-9/19...made 16 starts at Gwinnett (AAA) and was selected as the International League pitcher of the week for weeks ending 4/25 and 6/6...**2010:** Combined to go 6-7, 3.44 with 146 strikeouts in 120.1 innings in 21 starts with Mississippi (AA) and Gwinnett...fanned 109 in 87.0 IP in 15 starts at Mississippi to earn promotion to Gwinnett on 6/29...posted a 1.89 ERA in 6 AAA starts...was a member of U.S. Team for in XM All-Star Futures Game at LAA, pitching a scoreless inning...was promoted to ATL on 8/7 and had no decision in first ML debut on 8/9 at HOU (6.0 IP, 5 H, 4 R-3 ER)...earned first ML win in next start on 8/17 vs. WAS...set a Braves rookie record with 12 strikeouts on 8/22 at CHC, matching the 2nd most strikeouts for a ML rookie for the season...had entered the season ranked as ATL's 4th-best prospect by *Baseball America*...**2009:** Made pro debut with 4 starts at Rome (Low-A).

AMATEUR BACKGROUND: Pitched 3 seasons at Vanderbilt University in Nashville, Tenn., with a 22-10 career record in 51 games/45 starts...was a preseason All-America and National and SEC Pitcher of the Year candidate in 2009 when he was 6-6 in 17 games...named a Freshman All-American by *Baseball America*, *Collegiate Baseball News* and *Rivals.com* and SEC Freshman of the Year in 2007 after going 9-1, 3.09 in 19 appearances/14 starts...pitched for the USA Baseball College National Team in 2007 and 2008...posted an 8-2 record with a 1.17 ERA with 17 walks and 74 strikeouts in 69.0 innings in international competition...defeated Cuba in championship game of 2008 Haarlem Baseball Week Tournament in The Netherlands and helped Team USA capture gold medal in 2008 World University Baseball Championship...starred at Forrester School in Chapel Hill, Tenn. (graduated '06), and has donated funds to the school...was selected by TB in 13th round of 2006 June draft but did not sign.

PERSONAL: Michael David Minor...resides in Knoxville, Tenn., during the offseason, with wife, Kristen and daughters, Stella and Ava...has participated in the Rangers Winter Caravan, Fan Fest, and the 2020 Comerica Peek at the Park event.

MINOR CONTINUED

CAREER RECORD

YEAR	CLUB	W-L	ERA	G	GS	CG	SHO	SV	IP	H	R	ER	HR	HB	BB-I	SO	WP	BK	AVG
2009	Rome—1, 2	0-1	0.64	4	4	0	0	0	14.0	10	1	1	0	0	0-0	17	0	0	.208
2010	Mississippi	2-6	4.03	15	15	0	0	0	87.0	74	48	39	8	1	34-1	109	2	1	.233
	Gwinnett	4-1	1.89	6	6	0	0	0	33.1	19	7	7	1	0	12-0	37	0	0	.171
	Atlanta	3-2	5.98	9	8	0	0	0	40.2	53	28	27	6	1	11-0	43	0	0	.314
2011	Atlanta	5-3	4.14	15	15	0	0	0	82.2	93	39	38	7	1	30-5	77	2	0	.285
	Gwinnett	4-5	3.13	16	16	0	0	0	100.2	93	43	35	12	2	27-2	99	1	0	.246
2012	Atlanta	11-10	4.12	30	30	0	0	0	179.1	151	88	82	26	5	56-7	145	3	0	.232
2013	Atlanta	13-9	3.21	32	32	1	0	0	204.2	177	79	73	22	1	46-2	181	5	0	.232
2014	Mississippi	0-2	8.00	2	2	0	0	0	9.0	14	8	8	5	0	0-0	7	0	0	.359
	Gwinnett	2-0	3.24	2	1	0	0	0	8.1	5	5	3	1	1	3-0	8	0	0	.172
	Rome	0-0	0.00	1	1	0	0	0	5.0	1	0	0	0	0	1-0	4	0	0	.063
	Atlanta—4	6-12	4.77	25	25	0	0	0	145.1	165	77	77	21	6	44-2	120	5	0	.285
2015									INJURED - DID NOT PITCH										
2016	Northwest Arkansas—5, 6	0-0	3.52	2	2	0	0	0	7.2	5	5	3	1	0	5-0	12	0	0	.185
	Omaha	0-4	6.23	8	8	0	0	0	34.2	38	25	24	7	0	17-0	33	4	0	.286
2017	Kansas City—7	6-6	2.55	65	0	0	0	6	77.2	57	23	22	5	1	22-3	88	5	0	.204
2018	Texas	12-8	4.18	28	28	0	0	0	157.0	138	76	73	25	8	38-1	132	3	1	.235
2019	Texas	14-10	3.59	32	32	2	1	0	208.1	190	86	83	30	7	68-1	200	2	0	.244
MAJOR TOTALS		70-60	3.90	236	170	3	1	6	1095.2	1024	496	475	142	30	315-21	986	25	1	.248
MINOR TOTALS		12-19	3.60	56	55	0	0	0	299.2	259	142	120	35	4	99-3	326	7	1	.236

* Led league # Tied for league lead

- 1- Selected by Tampa Bay in the 13th round of the 2006 June draft...did not sign.
- 2- Selected by Atlanta in the 1st round (7th overall) of the 2009 June draft...signed by Brian Bridges.
- 3- On disabled list, March 23-May 1, 2014, with left shoulder tendinitis...included rehab assignment with Mississippi, April 3-May 1.
- 4- On disabled list, April 3, 2015-end of season, with left rotator cuff inflammation.
- 5- Signed by Kansas City as a free agent on Feb. 19, 2016.
- 6- On disabled list, March 15, 2016-end of season, while recovering from left shoulder surgery...included rehab assignments with Northwest Arkansas, May 10-20, and Omaha, May 20-Aug. 20.
- 7- Signed by Texas as a free agent on Dec. 6, 2017.

POSTSEASON RECORD

SERIES	CLUB	W-L	ERA	G	GS	CG	SHO	SV	IP	H	R	ER	HR	HB	BB-I	SO	WP	BK	AVG
2013 NLDS	ATL vs. LAD	1-0	1.42	1	1	0	0	0	6.1	8	1	1	0	0	1-0	5	0	0	.333

ALL-STAR GAME RECORD

YEAR	CLUB	W-L	ERA	G	GS	CG	SHO	SV	IP	H	R	ER	HR	HB	BB-I	SO	WP	BK	AVG
2019	AL, Cleveland								SELECTED - DID NOT PITCH										

CAREER FIELDING

P	PCT	G	PO	A	E	TC	DP
Totals	.986	236	25	120	2	147	4

CAREER HIGHS

Innings: 9.0, 2x, last June 26, 2019 at DET
Relief Innings: 3.0, April 20, 2017 at TEX
Low-Hit CG: 3, April 16, 2019 vs. LAA
Strikeouts: 13, April 27, 2019 at SEA
Walks: 5, 2x, last June 30, 2012 vs. WAS
Winning Streak: 7, Aug. 25, 2012-April 10, 2013
Losing Streak: 6, Sept. 6, 2013-May 7, 2014
Scoreless Streak: 19.0 IP, July 31-Aug. 16, 2019

RAFAEL MONTERO



RHP #48

R
BATS
R
THROWS
6'0"
HEIGHT
190^{lbs}
WEIGHT
29
OPENING DAY AGE

BORN • Oct. 17, 1990 in Higuerito Banica, Dominican Republic

RESIDES • Santo Domingo, Dominican Republic

ACQUIRED • Signed as a minor league free agent on Jan. 4, 2019

CONTRACT STATUS • Signed through 2020

SERVICE TIME • 3.138 **OPTIONS USED** • 3/3

FRONT OFFICE

COACHES

MONTERO

2019 REVIEW

OPPONENTS

RECORDS

DEVELOPMENT

MEDIA

CAREER: The 29-year-old right-hander made a late July return from elbow surgery and became one of the Rangers' top bullpen options over the final 2 months in his first season with Texas...seeking to build on a return that saw him post one of the A.L.'s top strikeout-to-walk ratios (min. 25.0 IP) after the All-Star break, along with a sub-1.000 WHIP figure...had spent his entire career in the Mets organization before joining the Rangers in January 2019...spent early part of last year rehabbing after 'Tommy John' ligament replacement surgery on his right elbow in March 2018, this after seeing his most extensive major league action in 2017...pitched for New York-NL in four consecutive seasons from 2014-17, compiling a 6-16 record and 5.38 ERA over 58 games/30 starts...made NYM Opening Day roster in 2015 and 2017...rated as a top 100 prospect in the game by both *Baseball America* and MLB.com prior to 2014, Montero displayed dominance in the minors over the first three years of his professional career...originally signed by the Mets at the age of 20 in 2011, he is entering his 10th pro season.

2019: Returned to the majors for the 1st time since 2017 and led Texas relievers in holds (7), innings (29.0), SO (tied-34), and opp. avg. (.217) from 7/22 through the end of the season...also ranked among team leaders in that span in games (T2nd, 22) and games finished (3rd, 6)...his 6.80 SO/BB rate ranked 9th among A.L. pitchers (min. 25.0 IP) over that same span.

SUMMARY: Had a 1.42 ERA (3 ER/19.0 IP) over 1st 12 G and a 4.50 ERA (5 ER/10.0 IP) over 10 G in September...did not allow a walk over final 13 G/14.0 IP...logged 2.0 SHO IP in TEX debut 7/23 at SEA, 1st ML appearance since 10/01/17 at PHI with the Mets...win 8/4 vs. DET was 1st since start for NYM on 9/9/17 vs. CIN...took blown save 9/10 vs. TB in 1st career save opportunity, allowing 2 R on 3 H (3B-HR-1B).

BY THE NUMBERS: Was scoreless in 16 of 22 games...held LHB to a .111/.143/.222/.365 slash line...season highs with 2.1 IP and 43 pitches in 1st career relief win on 8/4 vs. DET...did not allow any of his 5 inherited runners to score, and has permitted just 1 of 19 (5.3%) to score in his career...opponents swung and missed 29.8% of the time, easily his highest rate in any ML season (prev. 24.5% in 2016).

MINORS: The non-roster invitee to ML spring camp opened the year on the Nashville (AAA) injured list as he continued to rehab from right elbow surgery...did not appear in an official game until 6/17...combined to go 1-0, 3.44 (18.1 IP, 17 H, 7 R-ER, 2 BB, 31 SO) in 11 G/5 GS for the AZL Rangers (Rookie), Frisco (AA), and Nashville...held opponents to a .239 batting average with a 1.04 WHIP.

INJURY/2018: Made 7 appearances for the Mets in spring training, but exited outing on 3/20 at STL after facing just 3 batters due to suffering a complete tear of the ulnar collateral ligament in his right elbow...had 'Tommy John' ligament replacement surgery on the elbow on 3/27 performed by Dr. David Altchek in New York.

2017: Set career highs in most categories while posting a 5.52 ERA and 1.748 WHIP in 34 G/18 GS for the Mets... had highest WHIP of any pitcher in MLB with 100+ IP... last start was 9/26 vs. ATL, and last outing overall was in relief on 10/1 at PHI...over 7 G/6 GS span from 8/14-9/9, went 4-1, 3.22 (13 ER/36.1 IP), with Mets going 5-2 in those games...career-best 12.1 consecutive scoreless inn. from 8/30-9/4...win on 6/25 at SF was his 1st since 9/10/14... in 5 G/GS with Las Vegas (AAA), had a 2.48 ERA and a 1.034 WHIP...**2016:** Had 8.05 ERA and 2.053 WHIP in 9 G/3 GS spanning 2 stints with NYM: 4/13-23 and 8/28-end of season...combined to go 8-9, 5.30 in 25 G/GS with Binghamton (AA) and Las Vegas...named Pacific Coast League Pitcher of the Week for 5/9-15, and also earned Eastern League honors for 7/25-31...**2015:** Saw limited action due to right shoulder injury...made 1st career Opening Day roster...optioned to Las Vegas on 4/17 and recalled on 4/28...optioned once again on 4/29, but that option was rescinded and he was placed on 15-day DL on 4/30 with right rotator cuff inflammation...did not pitch in majors the rest of the season...only start was 4/28 at MIA...**2014:** Made MLB debut 5/14 vs. NYY, taking loss in Mets' 4-0 defeat (6.0 IP, 5 H, 3 R-ER)...career-high 10 K's in 3rd career start on 5/25 vs. ARI (G1)...1st ML win on 9/10 vs. COL...**2013:** Named to *Baseball America's* First Team Minor League All-Star team...was voted the Sterling Award winner symbolic of the top player on his Las Vegas team... it was his 3rd year in the organization and his 3rd Sterling Award...led all Mets' minor leaguers with 150 SO...started the Futures Game for the World Team on 7/14 at Citi Field, posting a scoreless inning...**2012:** Named the Sterling Pitcher of the Year...finished 4th in the organization with a 2.36 ERA and 3rd with 11 wins...**2011:** Won the Sterling Award emblematic of MVP on his Gulf Coast Mets team.

PERSONAL/MISCELLANEOUS: Rafael Montero (Quezada)... originally signed by Mets as a non-drafted free agent on 1/20/11... played baseball at Escuela Francisco Sergio Castillo en Iguerio de Banica...signed by Mets scouts Rafael Perez, Ismael Cruz, and Gerardo Cabrera...enjoys fishing and playing dominoes.

MONTERO CONTINUED

CAREER RECORD

YEAR	CLUB	W-L	ERA	G	GS	CG	SHO	SV	IP	H	R	ER	HR	HB	BB-I	SO	WP	BK	AVG
2011	DSL Mets1—1	1-1	1.00	4	4	0	0	0	18.0	7	2	2	1	0	0-0	20	1	0	.119
	GCL Mets	1-2	1.45	7	4	0	0	1	31.0	28	11	5	0	5	6-0	32	2	0	.228
	Kingsport	2-1	4.24	4	4	0	0	0	17.0	17	8	8	2	0	6-0	9	1	0	.258
2012	Brooklyn	1-0	3.60	2	0	0	0	0	5.0	3	2	2	1	0	1-0	5	0	0	.176
	Savannah	6-3	2.52	12	12	0	0	0	71.1	61	24	20	4	1	8-0	54	2	1	.223
2013	St. Lucie	5-2	2.13	8	8	1	0	0	50.2	35	13	12	2	2	11-0	56	0	1	.196
	Binghamton	7-3	2.43	11	11	0	0	0	66.2	51	21	18	2	0	10-0	72	0	2	.204
2014	Las Vegas	5-4	3.05	16	16	0	0	0	88.2	85	35	30	4	0	25-0	78	1	1	.254
	Las Vegas	6-4	3.60	16	16	0	0	0	80.0	69	43	32	4	1	34-0	80	2	1	.231
2015	New York-NL	1-3	4.06	10	8	0	0	0	44.1	44	21	20	8	0	23-0	42	0	0	.257
	GCL Mets	0-0	4.50	1	1	0	0	0	2.0	3	1	1	0	0	0-0	3	0	0	.333
	St. Lucie	0-0	0.00	1	1	0	0	0	4.0	2	0	0	0	0	1-0	4	0	0	.154
2016	New York-NL—2	0-1	4.50	5	1	0	0	0	10.0	9	6	5	0	0	5-3	13	0	0	.225
	Las Vegas	1-0	5.87	2	2	0	0	0	7.2	8	6	5	1	0	1-0	7	0	0	.267
	GCL Mets	0-0	0.00	3	2	0	0	0	6.0	5	0	0	0	0	0-0	6	0	0	.250
2017	St. Lucie	0-0	3.60	2	2	0	0	0	5.0	5	2	2	0	0	3-0	1	0	0	.250
	Las Vegas	4-6	7.20	16	16	0	0	0	80.0	111	70	64	12	0	40-3	68	3	1	.329
	New York-NL	0-1	8.05	9	3	0	0	0	19.0	23	17	17	4	0	16-1	20	2	0	.299
2018	Binghamton	4-3	2.20	9	9	1	0	0	49.0	35	17	12	4	4	19-0	40	1	1	.200
	New York-NL	5-11	5.52	34	18	0	0	0	119.0	141	75	73	12	5	67-5	114	6	1	.306
2019	Las Vegas	0-2	2.48	5	5	0	0	0	29.0	18	9	8	3	0	12-0	37	0	0	.180
	New York-NL—3								INJURED - DID NOT PITCH										
	AZL Rangers—4	0-0	0.00	5	3	0	0	0	7.0	2	0	0	0	0	0-0	12	1	0	.087
2019	Frisco	0-0	7.00	5	2	0	0	0	9.0	15	7	7	0	1	2-1	15	0	1	.366
	Nashville	1-0	0.00	1	0	0	0	0	2.1	0	0	0	0	0	0-0	4	0	0	.000
	Texas	2-0	2.48	22	0	0	0	0	29.0	23	8	8	5	2	5-0	34	0	1	.217
MAJOR TOTALS		8-16	5.00	80	30	0	0	0	221.1	240	127	123	29	7	116-9	223	8	2	.281
MINOR TOTALS		44-31	3.26	130	118	2	0	1	629.1	560	271	228	40	14	179-4	603	14	9	.236

* Led league # Tied for league lead

- 1- Signed by New York-NL as a non-drafted free agent on Jan. 20, 2011...signed by Rafael Perez, Ismael Cruz, and Gerardo Cabrera.
- 2- On disabled list, April 30, 2015-end of season, with right rotator cuff inflammation.
- 3- On disabled list, March 26, 2018-end of season, while recovering from right elbow surgery.
- 4- Signed by Texas as a minor league free agent on Jan. 4, 2019.

CAREER FIELDING

P	PCT	G	PO	A	E	TC	DP
Totals	1.000	80	12	25	0	37	3

CAREER HIGHS

Innings: 8.1, Aug. 30, 2017 at CIN
Relief Innings: 3.2, 2x, last June 19, 2017 at LAD
Strikeouts: 10, May 25, 2014 vs. ARI (G1)
Walks: 6, Aug. 29, 2016 vs. MIA
Winning Streak: 3, Aug. 30-Sept. 9, 2017
Losing Streak: 6, April 10, 2015-May 25, 2017

FRONT OFFICE

COACHES

MONTERO

2019 REVIEW

OPPONENTS

RECORDS

DEVELOPMENT

MEDIA

JUAN NICASIO



RHP #40

R
BATS

R
THROWS

6'4"
HEIGHT

250^{lbs}
WEIGHT

33
OPENING DAY AGE

BORN • Aug. 31, 1986 in San Francisco de Macoris, Dominican Republic

RESIDES • San Francisco de Macoris, Dominican Republic

ACQUIRED • Signed as a minor league free agent on Jan. 22, 2020

CONTRACT STATUS • Signed through 2020

SERVICE TIME • 8.084 **OPTIONS USED** • 3/3

NON-ROSTER INVITEE

CAREER: The 33-year-old reliever enters Rangers camp as a non-roster invitee after signing a minor league contract in January...he is seeking to keep alive a streak that has seen him on a team's Opening Day roster for each of the last eight seasons beginning 2012...the veteran has made at least 45 appearances in five straight seasons, including a career-high 76 outings in 2017...has averaged 0.84 home runs allowed per 9.0 innings since the start of 2017, which ranks 39th out of 313 MLB pitchers with 150+ innings over that span...has pitched exclusively in relief over the last three years after opening his career in a starting role...he has a 40-46 record with a 4.64 ERA over 362 games/82 starts in the Majors with Colorado (2011-14), Los Angeles-NL (2015), Pittsburgh (2016-17), Philadelphia (2017, 2019), St. Louis (2017), and Seattle (2018)...pronounced nih-KAH-see-oh.

2019: In a return to Philadelphia, spent the entire season in the Phillies bullpen and ranked among staff leaders in games (3rd, 47), holds (3rd, 10), games finished (3rd, 10), relief SO (T3rd, 45), and relief innings (4th, 47.1)...allowed just 4 HR all season, and his 0.76 HR/9 ranked 17th among N.L. pitchers with 45+ innings...missed time on injured list with a left groin strain (7/4-15) and right shoulder tendinitis (8/24-9/23)...had 1.648 WHIP figure that was highest of his career, and 8.6 SO/9 was almost 3 fewer than career-best 11.4 SO/9 with SEA in 2018...opposing batters hit .298/.370/.440/.810...had 3.57 ERA (9 ER/22.2 IP) with 1.456 WHIP in 21 G at home, and 5.84 ERA (16 ER/24.2 IP) with 1.824 WHIP over 26 G on the road...went 1-for-2 in save tries, allowed 3 of 10 inherited runners to score, and 1st batters hit .341 (14-41).

SUMMARY: Allowed multiple runs in 3 of 1st 7 outings to sit at 6.75 ERA (8 ER/10.2 IP) through 4/19...did not allow an ER over 10 G/11.0 IP from 4/22-5/20, dropping ERA to 3.32, then permitted runs in 3 straight (6 ER/3.1 IP) to end May for a 5.04 ERA...had 8.2 SHO IP in 1st 10 app. in June to drop to 3.74, then gave up multiple runs in 3 of 4 from 6/29-7/17 spanning IL stint to sit at 5.50...beginning 7/19, had just 13 outings the rest of the season, posting a 2.38 ERA (3 ER/11.1 IP) to finish at 4.75.

2018: Ranked among A.L. relief leaders in SO/BB (1st, 10.60) and SO/9 (18th, 11.36), both career bests...was 2nd in MLB in SO/BB to only SD's Robbie Erlin (11.00)...just one BB in his 1st 19.0 IP...on DL from 6/7-17 (right knee effusion) and 8/3-end of season with right knee inflammation...transferred to 60-day DL on 8/29...acquired by PHI from SEA with James Pazos and Jean Segura for J.P. Crawford and Carlos Santana, 12/3/18...**2017:** Finished among N.L. relief leaders in games (T1st, career-high 76), WHIP (12th, 1.08), and ERA (14th, 2.61) while appearing for PIT, PHI, and STL...posted a 1.23 ERA (4 ER/29.1 IP) over his

first 31 G of the season and did not allow a HR in that span...had a 12.1-IP scoreless streak, 4/25-5/21...was claimed off waivers by PHI on 8/31...appeared in 2 G before being traded to STL on 9/6 for INF Eliezer Alvarez...**2016:** Ranked 5th among N.L. relievers in SO/9 (12.13) and led PIT staff with career highs in wins (10) and SO (138)...began season in rotation...whiffed at least one batter in relief in club-record 33 straight games, 7/2-9/25...K'd side on 9 pitches in 8th inning, 7/4 at STL, just 3rd PIT pitcher to pull the trick in pitch-tracking era...**2015:** In lone season with LAD, posted 1.78 ERA (6 ER/30.1 IP) over 1st 25 G...earned 1st ML save on 5/15 vs. COL...permitted just one HR in 58.1 IP (0.15 HR/9) and averaged 10.03 SO/9...lone start came in 1st game of DH on 6/2 at COL (1 ER, 2.0 IP)...on DL with left abdominal strain, 8/10-24...**2014:** Made Opening Day roster for a 3rd straight year in final season with COL...was 4-1, 3.89 (17 ER/39.1 IP) over 7 starts through 5/6...optioned to Colo. Springs (AAA) on 6/16, then recalled on 8/7 and pitched out of bullpen for remainder of season...1st ML relief app. on 8/7 vs. CHC...**2013:** Made season-opening roster for 2nd straight year, but was optioned to Colo. Springs after a 5.31 ERA (48 ER/81.1 IP) thru 16 starts...recalled on 7/12 and spent remainder of season in rotation...**2012:** Made Opening Day roster for 1st time, posting 11 starts through 6/2 before missing remainder of season with a left knee strain...**2011:** Was a Texas League mid-season All-Star for Tulsa (AA), also TL pitcher of the week, 4/25-5/1...led the TL in SO and was 2nd in ERA at time of recall to COL on 5/28...made his ML debut and earned his 1st win on 5/28 vs STL (7.0 IP, 0 ER)...doubled off Matt Cain for 1st ML hit, 6/3 at SF...posted a 3.95 ERA (31 ER/70.2 IP) in his 1st 10 career starts...struck by a line drive in his start on 8/5 vs WSH; was placed on 60-day DL on 8/6 and missed the remainder of the season after having surgery to repair the C-1 vertebrae in his neck...**2010:** Spent season with Modesto (High-A)...led the California League in innings (177.1) and SO (171) and was T1st in wins (12) and starts (28)...his 171 strikeouts also led the entire COL organization...named CL Pitcher of the Week 3 separate times (weeks ending 4/19, 8/16 and 9/6)...**2009:** Spent season with Asheville (A)...led the South Atlantic League in ERA (2.41)...tossed a 9.0-inning, 4-hit shutout on 8/13 vs Kannapolis...named SAL Pitcher of the Week, 8/10-16...**2008:** Spent season with Tri-City (Short Season-A)...allowed 2 ER over his first 3 starts combined (15.1 IP, 1.17 ERA)...did not surrender a HR in his first 6 starts, and just one all season in 12 starts...**2007:** Spent season with Casper (R)...**2006:** Began pro career with DSL Rockies.

PERSONAL: Juan Ramon Nicasio...signed by Rockies scout Rolando Fernandez.

FRONT OFFICE

COACHES

NICASIO

2019 REVIEW

OPINIONS

RECORDS

DEVELOPMENT

MEDIA

NICASIO CONTINUED

CAREER RECORD

YEAR	CLUB	W-L	ERA	G	GS	CG	SHO	SV	IP	H	R	ER	HR	HB	BB-I	SO	WP	BK	AVG
2006	DSL Rockies—1	2-1	2.89	8	5	0	0	0	28.0	27	14	9	1	5	8-0	24	2	0	.250
2007	Casper	0-3	4.36	13	8	0	0	0	43.1	48	32	21	3	4	13-0	33	5	1	.276
2008	Tri-City	2-4	4.50	12	12	0	0	0	54.0	46	30	27	1	3	19-0	61	4	1	.229
2009	Asheville	9-3	2.41	18	18	1	1	0	112.0	110	44	30	6	4	23-0	115	5	0	.252
2010	Modesto	#12-10	*3.91	28	#28	1	0	0	*177.1	186	91	77	14	4	31-0	*171	7	1	.266
2011	Tulsa	5-1	2.22	9	9	1	1	0	56.2	48	15	14	3	0	10-1	63	3	2	.233
	Colorado—2	4-4	4.14	13	13	0	0	0	71.2	73	35	33	8	1	18-3	58	1	0	.262
2012	Colorado—3	2-3	5.28	11	11	0	0	0	58.0	72	37	34	7	1	22-1	54	4	0	.313
2013	Colorado	9-9	5.14	31	31	0	0	0	157.2	168	97	90	17	5	64-7	119	6	2	.268
	Colorado Springs	1-0	0.82	2	2	0	0	0	11.0	8	1	1	0	0	1-0	8	1	1	.200
2014	Colorado—4	6-6	5.38	33	14	0	0	0	93.2	107	59	56	19	1	31-1	63	3	1	.289
	Colorado Springs	3-2	4.54	10	4	0	0	1	35.2	41	21	18	4	1	15-0	36	2	0	.304
2015	Los Angeles-NL—5,6	1-3	3.86	53	1	0	0	1	58.1	59	25	25	1	1	32-6	65	2	0	.263
2016	Pittsburgh	10-7	4.50	52	12	0	0	0	118.0	117	64	59	15	7	45-3	138	3	0	.261
2017	Pittsburgh	2-5	2.85	65	0	0	0	2	60.0	49	20	19	4	2	18-2	60	1	0	.222
	Philadelphia—7	1-0	0.00	2	0	0	0	0	1.1	0	0	0	0	0	0-0	1	0	0	.000
	St. Louis—8,9	2-0	1.64	9	0	0	0	4	11.0	9	2	2	1	0	2-0	11	0	0	.214
2018	Seattle—10, 11, 12	1-6	6.00	46	0	0	0	1	42.0	53	30	28	6	2	5-0	53	0	0	.308
2019	Philadelphia—13,14,15	2-3	4.75	47	0	0	0	1	47.1	57	27	25	4	2	21-5	45	0	1	.298
MAJOR TOTALS		40-46	4.64	362	82	0	0	9	719.0	764	396	371	82	22	258-28	667	20	4	.272
MINOR TOTALS		34-24	3.42	100	86	3	2	1	518.0	514	248	197	32	21	120-1	511	29	6	.257

* Led league # Tied for league lead

- 1- Signed by Colorado as a non-drafted free agent on Aug. 21, 2006...signed by Rolando Fernandez.
- 2- On disabled list, Aug. 6, 2011-end of season, while recovering from neck surgery.
- 3- On disabled list, June 3, 2012-end of season, with strained left knee.
- 4- Acquired by Los Angeles-NL from Colorado in exchange for a player to be named later (OF Noel Cuevas) on Nov. 24, 2014.
- 5- On disabled list, Aug. 14-24, 2015, with left abdominal strain.
- 6- Signed by Pittsburgh as a free agent on Dec. 10, 2015.
- 7- Acquired by Philadelphia off waivers from Pittsburgh on Aug. 31, 2017.
- 8- Acquired by St. Louis from Philadelphia in exchange for INF Eliezer Alvarez on Sept. 6, 2017.
- 9- Signed by Seattle as a free agent on Dec. 20, 2017.
- 10- On disabled list, June 7-17, 2018, with right knee effusion.
- 11- On disabled list, Aug. 3, 2018-end of season, with right knee inflammation.
- 12- Acquired by Philadelphia from Seattle, along with INF Jean Segura and LHP James Pazos, in exchange for 1B Carlos Santana and INF J.P. Crawford on Dec. 3, 2018.
- 13- On injured list, July 4-15, 2019, with left groin strain.
- 14- On injured list, Aug. 24-Sept. 23, 2019, with right rotator cuff tendinitis.
- 15- Signed by Texas as a minor league free agent on Jan. 22, 2019.

CAREER FIELDING

P	PCT	G	PO	A	E	TC	DP
Totals	.956	362	48	83	6	137	4

CAREER HIGHS

Innings: 8.0, July 1, 2011 vs. KC
Relief Innings: 3.0, 5x, last April 13, 2019 at MIA
Strikeouts: 10, July 31, 2011 at SD
Walks: 5, 5x, last April 12, 2016 at DET
Winning Streak: 5, 2x, last Aug. 23, 2017-April 20, 2018
Losing Streak: 8, May 9, 2018-May 21, 2019

FRONT OFFICE

COACHES

NICASIO

2019 REVIEW


OPPONENTS

RECORDS

DEVELOPMENT

MEDIA

ROUGNED ODOR



2B #12

L
BATS

R
THROWS

5'11"
HEIGHT

200^{lbs}
WEIGHT

26
OPENING DAY AGE

BORN • Feb. 3, 1994 in Maracaibo, Venezuela

RESIDES • Dallas, TX

ACQUIRED • Signed as a non-drafted free agent on Jan. 3, 2011

CONTRACT STATUS • Signed through 2022 (2023 club option)

SERVICE TIME • 5.121 **OPTIONS USED** • 1/3

FRONT OFFICE

COACHES

ODOR

2019 REVIEW

OPONENTS

RECORDS

DEVELOPMENT

MEDIA

CAREER: Pronounced "ROOG-ned oh-DORE"...in another season marked by dramatic highs and lows, Odor reached 30 home runs for a 3rd time in 2019 while driving in a career-high 93 runs...Odor is the only primary 2nd baseman in baseball history with 3 seasons of 30+ HR before his age-26 season, as all other players at the position have a total of 2 by that age (Joe Gordon in 1940, Jonathan Schoop in 2017)...leads all Rangers since the start of 2016 in HR (111), RBI (319), and R (321), and ranks 2nd in 2B (107)...was one of 3 A.L. second base finalists for the Gold Glove Award in 2018...selected winner of the 2015 Richard Durrett Hardest Working Man Award, as presented by the DFW chapter of the BBWAA...selected the 2014 Rangers Rookie of the Year after playing that year as the Majors' youngest player at 20 years of age...entered 2014 as *Baseball America's* top Rangers' prospect after being selected as the 2013 Tom Grieve Minor League Player of the Year...is entering his 10th pro season after being originally signed as an international free agent in 2011 a month shy of his 17th birthday...signed a six-year contract extension, covering the 2017-2022 seasons with a club option for 2023, on 3/30/17.

HOME RUNS: Hit a team-high 30 HR in 2019, 2nd-most among ML 2nd basemen (31-Jose Altuve), and his 3rd career 30+ HR campaign (33 in '16, 30 in '17) to match the number of 30+ HR seasons by all other 2nd basemen in club history (Alfonso Soriano in 2005, Ian Kinsler in 2009/2011)...owns 3 of the 5 instances in MLB history for a primary 2nd baseman to hit 30+ HR before his age-26 season (also Joe Gordon in 1940, Jonathan Schoop in 2017)...Odor's 136 career home runs through his age-25 season in 2019 rank 3rd in franchise history to Juan Gonzalez (167) and Ruben Sierra (139), also the highest HR total by any 2B in baseball history before an age-26 season.

-Last Season: Joined Joey Gallo (2017-18) and Mickey Tettleton (1995) as the only other players in TEX history with a 30+ HR season and 107-or-fewer hits, one of just 29 such seasons in ML history...joined Dave Kingman (1986 w/OAK and 1982 w/NYM) as the only players in ML history with multiple seasons of 30+ HR and an OPS lower than .725...led Rangers with 3 multi-homer games in 2019 (5/16 at KC, 7/4 vs. LAA, and 7/23 at SEA), and his 12 career multi-HR games are T7th-most in team history, tied with Kinsler for most by a 2B...HR in 3 straight 7/22-24 at SEA to match his career high (4th time)...marked 1st time for Odor to HR in all 3 G of a road series...2nd career walk-off HR on 8/3 vs. DET (also 8/30/16 vs. SEA).

-Back-to-Back 30's: In 2016-17, became 1st Ranger to compile back-to-back seasons with 30-or-more HR since Adrian Beltre in 2011-12-13, also the first Texas second baseman to ever accomplish that feat...was just 2nd left-handed batter in club history to pull that trick (also Rafael Palmeiro in 1999-2000-01-02-03)...had 5 multi-HR games in 2017, T4th-most in A.L., joining Ian Kinsler (5 in 2009 and 2011) as only Rangers with 5-or-more in a season beginning 2006...hit HR in season's 1st 2 PA's on 4/3/17 vs. CLE, 1st to do that in his team's season

opener since WAS' Bryce Harper on 4/1/13 vs. MIA...just 3rd Ranger ever to HR in each of his 1st 2 AB of a season, joining Gabe Kapler and Ivan Rodriguez in 2000 (credit Elias Sports Bureau).

--Youth/Misc. Notes: With 33 HR in 2016, became the first 2nd baseman in club history to lead the team in HR outright (Ian Kinsler tied in 2011)...bested Hall of Famer Bobby Doerr (22 for 1940 Red Sox at age 22) for most HR as a 2nd baseman at age 22-or-younger...his 2 career leadoff HR came 5/3/16 at TOR and 5/7/16 at DET...HR on 6/17/16 at STL at age 22.235, 2nd-youngest Ranger with a solo HR in a 1-0 win (Bobby Johnson, 22.064 on 10/3/81 vs. CAL)...hit a walkoff HR (8/30/16 vs. SEA - 1st of his career) with a 2-HR game (8/31/16 vs. SEA) in back-to-back contests...his 16 HR in 2015 were 2nd-most all-time in a single season by a ML 2B under age of 22 (age as of 6/30) to PIT's Bill Mazeroski (19) in 1958...was the youngest Ranger (20 years, 205 days) to ever hit a grand slam HR, 8/27/14 at SEA off Erasmo Ramirez.

MOST 30-HR SEASONS BY SECOND BASEMEN, MLB HISTORY

NO.	BATTER	YEARS
5	Dan Uggla	2007-08-09-10-11
3	Rogers Hornsby	1922-25-29
3	Jeff Kent	1998-2000-02
3	Alfonso Soriano	2002-03-05
3	Chase Utley	2006-08-09
3	Rougned Odor	2016-17-19

RBI: Led the Rangers with a career-high 93 RBI in 2019... had 3 games of 5+ RBI, T2nd-most in MLB (Nelson Cruz - 5)... had a career-high 6 RBI on 9/28 vs. NYY, matching most by a Ranger in a game in 2019 (also Santana, 7/25 at OAK)...his 25 RBI in Sept. were T2nd-most in MLB (Corey Seager-26; Eloy Jimenez-25), his 2nd 25+ RBI month in 2019 (also 25 in July), 2 of the 3 highest monthly RBI totals of his career (29 in Aug. 2018)...was 1st Ranger with multiple 25+ RBI months in a season since Prince Fielder in 2015 (2), and one of only 5 MLB players to do it in 2019 along with CWS' Jose Abreu, ARI's Eduardo Escobar, ATL's Freddie Freeman, HOU's Yuli Gurriel (2 each)...RBI single on 5/25 vs. LAA was 1st go-ahead pinch hit in the 9th-or-later by a Ranger since Mitch Moreland 6/19/15 at CWS.

POSTSEASON: Started all 8 postseason games at 2nd base for Texas in 2015-16...went 2-for-10 with a HR and 2 RBI in club's 3-game loss in 2016 ALDS vs. TOR...HR in Game 3 at TOR, as both career postseason HR have come at Rogers Centre...charged with error on game-ending sequence in Game 3...in 2015 ALDS vs. Toronto, batted .278 (5-18) with a HR, 2 RBI, and a team-high 7 R in his postseason debut...scored 7 of team's 19 runs, which remain T4th-most ever in any Division

Series, and tied for most by a Ranger in any postseason series (also Nelson Cruz in 2011 ALCs vs. DET)...had hits and runs in 4 of 5 games...HR in Game 1 at 21 years, 247 days, 10th-youngest at time of 1st postseason HR in ML history...2 HBP in Game 1 to match an LDS record.

2019: In addition to leading Texas in HR and RBI (see separate text), ranked among club leaders in XBH (1st, 61), 2B (2nd, 30), BB (72nd, career-high 52), R (4th, 77), TB (4th, 229)...posted 2nd-highest SLG (.439) for any of his 4 qualifying seasons (.502 in 2016)...posted 1st 30 HR/30 2B season by a Ranger since 2016 (Odor/Beltre)...tied for A.L. lead with career-high 178 SO (also KC's Jorge Soler), 4th-highest single-season total in TEX history...his 602 K's since start of 2016 are 5th-most in A.L., and 752 SO in career are 9th-most in TEX history...made 134 starts at 2B and 3 as DH.

BATTING: Recorded hits in 4 of season's 1st 5 G, but hit .122 (9-74) over 1st 19 G thru 5/4 spanning injured list stint from 4/11-25 with right knee sprain...over 75 G from 5/5-8/3, batted .237/.296/.522/.818 (64-270) to rise to .212, highest all season after 1st 6 G...that span ended with a walk-off HR on 8/3 vs. DET...would bat .108 (9-83) in 25 G from 8/4-29, dropping season BA to .192, including an 0-for-28 span to end that period...beginning 8/30, hit .263/.340/.632/.971 (25-95) over final 26 G to finish at .205, lowest among all ML qualifiers and 3rd-lowest in TEX history (.199-Jim Sundberg in 1975; .204-Odor in 2017)...reached safely in a career-high 15 straight games from 8/29-9/14.

NOTES: Selected Rangers Player of the Month for September (.261 BA, .985 OPS, 9 HR, 7 2B, 25 RBI), his 4th career selection...made 5th Opening Day start, T2nd-most at 2B in club history (7-Ian Kinsler, 5-Bump Wills)...recorded his 1st career steal of home in the 8th inning on 6/9 vs. OAK, 1st straight steal of home by a Ranger since Andrus on 9/11/15 at SD...went 2-for-7 with a HR and 2 RBI in 2 G rehab assignment with Nashville (AAA) on 4/24-25...his 15 errors were 2nd-most in MLB among 2B, and .973 fielding pct. was lowest since 2016 (.970).

2018: Buoyed by a strong 7 weeks out of the All-Star break, Odor set career highs in both walks and on-base percentage...suffered an injury just 12 days into the season and was on DL from 4/10-5/10 with a left hamstring strain, the 1st DL stay of his ML career...also posted the best defensive numbers of his career, earning consideration for the Gold Glove Award as one of 3 finalists in the A.L....made 125 starts at 2B (123) and DH (2), his fewest games played at the Major League level since 2015 (120)...selected Rangers July Player of the Month (.341/.410/.625/1.035)...on 7/28 at HOU, posted career-high 5 hits and became 1st ML player to go 5-for-5 with 2 HR, including an inside-the-park HR, since Washington catcher Patsy Garrity on 6/23/1919 at BOS (credit Elias Sports Bureau)...in August, ranked among A.L. August leaders in RBI (T1st in MLB w/ NYY's Miguel Andujar, 29), R (4th, 23), BB (T9th, 15), and HR (T10th, 7)...on 8/2 vs. BAL, became 4th player in modern era (since 1900) to homer and have 5 BB in a game, the 1st to do it with no IBB (also Hank Aaron, Mark McGwire, Edgar Martinez - credit Elias Sports Bureau)...his 5 BB matched a club record (3rd time, 2nd in 9 innings)...his 1.5 defensive WAR figure by both STATS LLC and baseball-reference.com marked highest career rating from both services...**2017:** Ranked among team leaders in HR (2nd, 30), TB (T2nd, 241), GW RBI (T2nd, 10), XBH (3rd, 54),

SB (3rd, 15), runs (4th, 79), RBI (5th, 75), and 2B (5th, 21)...with .204/.252/.397/.649 slash line, saw lowest career figures in each of those 4 percentage categories for any of his 6 ML seasons...had MLB's 2nd-lowest qualifying batting average at .209 (TOR's Jose Bautista-203), 2nd-lowest in club history (.199 by Jim Sundberg in 1975)...his .252 OBP was 2nd-lowest by any ML qualifier since 1995 (.248 by LAA's Vernon Wells in 2011) and the lowest ever for a Texas qualifier (previously .266 by Benji Gil in 1995)...became the 10th Ranger to appear in each of team's games in a season, 1st since 2006 (Mark Teixeira and Michael Young)...started 159 games at 2B (157) and DH (2)...played 6 G for Team Venezuela in the 2017 World Baseball Classic, batting .263 (5-19) with 2 HR, a 2B, and 4 RBI.

2016: Posted career highs in most categories while batting .271 (164-605) with 33 HR and 88 RBI over 150 games in his 1st full ML season...joined Juan Gonzalez (43/109 in 1992) as the only players in club history with 33+ HR and 88+ RBI in an age 22-or-younger season...led Texas in HR and 2B (33)...T12th in A.L. with 70 XBH, T13th with 304 total bases...2nd player in MLB history with fewer than 20 walks in a 30-HR season (also Andres Galarraga - 31 HR/19 BB for 1994 Rockies)...Rangers July Player of the Month (.311, 6 HR, 15 RBI)...+2 RBI in 6 straight games from 8/30-9/5, matching Jeff Burroughs (5/16-22/74) for the 2nd longest streak in team history, one behind Kevin Mench (4/20-26/06), and longest in majors since Mench...selected A.L. Player of the Week for 8/29-9/4 (.444, 5 HR, 15 RBI), his 2nd weekly honor (also week ending 7/26/15)...served 7-G MLB suspension 5/27-6/3 for role in benches-clearing incident, 5/15 vs. TOR...**2015:** Club's Opening Day 2nd baseman surpassed his 2014 rookie totals in every significant offensive category...was optioned to Round Rock after just 29 games, but reclaimed the 2nd base job upon his return on 6/15 and posted the 6th-highest OPS (.781) among all 2nd basemen...had 2 stints with the Rangers: Opening Day-5/10 and 6/15-end of season...after his promotion from Triple-A on 6/15, batted .292/.334/.527/.861 (98-336) the rest of the way with 15 HR and 52 RBI in final 91 G...from 6/15-8/31, hit .330/.363/.570/.933, ranking among A.L.'s best in avg. (6th) and OPS (8th)...had A.L.'s highest June avg. (.391)...was named A.L. Player of the Week from 7/20-26...selected Rangers Player of the Month for July (.319, 5 HR, 5 2B, 4 3B, 16 RBI, 17 R)...tripled to lead off 9th inning on 7/18 at HOU just after a bench-clearing dust-up at home plate...after losing nail on right middle finger while fielding a grounder on 8/25 vs. TOR, missed next 5 games...would hit .217 (25-115) from 9/1-end of season following that injury...while with Round Rock, batted .352/.426/.639 in 30 G...**2014:** Was purchased from Frisco (AA) on 5/8 and went on to start 106 games at 2B and one as the DH the rest of the season as the majors' youngest player...was selected as the Rangers Rookie of the Year...tied for 8th in the A.L. in triples (7), matching the 2nd most on the club, and placed 3rd on Rangers in RBI (48)...ranked among the A.L. rookie leaders in triples (T2nd), RBI (4th), hits (6th, 100) and multi-hit games (6th, 23)...his ML debut on 5/8 vs. COL came at 20 years, 94 days of age, the youngest player to appear in MLB game in 2014...was the 6th youngest position player to ever debut with the Rangers...1st hit was single on 5/9 vs. BOS...hit 1st ML homer off Brad Peacock on 5/12 at HOU at 20 years, 98 days, the 4th youngest 2B to homer in last 50 years (TOR's Danny Ainge, 1979; SD's Roberto Alomar, 1988; TEX' Jurickson Profar, 2012)...was 4-for-5 with 5 RBI and a club record tying 2 triples on 5/24 at DET...became the 1st player under age 21 with 4 hits and 2 3B in a game since Rogers Hornsby (STL-NL)

ODOR CONTINUED

FRONT OFFICE

COACHES

ODOR

2019 REVIEW

OPPONENTS

RECORDS

DEVELOPMENT

MEDIA

on 6/28/1916 at CIN and was the 1st player under 21 with 4 H and 5 RBI since Al Kaline (DET) on 4/17/55 vs. KC...opened the season with Frisco (AA) as the youngest player in the Texas League and hit .279 (36-129) with 6 HR and 17 RBI in 32 games with the RoughRiders...played for Magallanes in Venezuelan Winter League: .330 (33-100), 9 2B, a HR, 13 RBI, 22 R.

2013: Named organization's Tom Grieve Minor League Player of the Year, batting a combined .305 (156-511) with 41 2B, 6 triples, 11 HR, and 78 RBI in 130 G with Myrtle Beach (High-A) and Frisco (AA)...was T3rd among all minor league players in doubles and led Texas full season minor leaguers in batting... spent majority of the season at Myrtle Beach, ranking among the Carolina League leaders in batting (3rd, .305), doubles (T5th, 33), and stolen bases (T5th, 27)...was Carolina League's starting 2B in the Carolina-California League All-Star Game on 6/18 in San Jose (1-for-5, 2 R) and was named to league's postseason All-Star team...promoted to Frisco on 8/1...finished season as the youngest player in the Texas League, batting .306 with 6 HR and 19 RBI while starting all 30 games at 2B... went consecutive games without a hit just once in Double-A... was ranked in both the Carolina League (3rd) and Texas League (4th) season-ending prospect lists by *Baseball America*... batted .227 with 2 HR and 9 RBI in 32 games with Magallanes in the Venezuelan Winter League...**2012:** At age 18, was the youngest regular in the South Atlantic League at Hickory (Low-A)...tied for club lead in at bats (432) and tied for 2nd in 3B (4)...appeared in 85 games at 2B and 15 contests at SS...

named the SAL Player of the Week for 5/21-27 ...compiled a 26-game on-base streak from 4/28-5/30, batting .327 (33-101) with 9 walks...was selected as the organization's Defender of the Month for July...named as the top defensive 2B in the SAL by *Baseball America*...**2011:** Spent 1st pro season at Spokane (Short Season A) and placed 2nd on the club in steals (10)... led Northwest League 2B in putouts (119)...hit 1st career grand slam, 7/17 at Everett...named the Northwest League's 7th best prospect by *Baseball America*.

COMMUNITY: Has been a supporter of the Texas Rangers Baseball Foundation...donated funds towards a weight room at the Rangers Youth Academy in West Dallas...participated in the Texas Rangers 2015-16-17-18-19 Winter Caravan and Fan Fest... in 2017, hosted a high school baseball player undergoing treatment for Stage 4 Neuroblastoma, along with the player's family.

PERSONAL: Rougned Roberto Odor...has a daughter: Emma Valentina (4/7/18)...brother, Rougned Jose, previously played in the Texas farm system...owns and rides horses in Maracaibo, Venezuela in the off-season...played amateur baseball in his hometown of Maracaibo, Venezuela...was selected as the all-tournament 2B in the 2009 World Youth Baseball Championship... his uncle, Rouglas Odor, played in the Cleveland and Milwaukee organizations and was a Carolina League All-Star in 1990... Rouglas is currently manager for Double-A Akron of the Eastern League, and he is in his 33rd season as a player or coach in the Cleveland Indians organization.

CAREER RECORD

YEAR	CLUB	AVG	G	AB	R	H	TB	2B	3B	HR	RBI	SH	SF	BB-I	SO	SB	CS	HP	GDP	OBP	SLG
2011	Spokane—1	.262	58	233	33	61	82	9	3	2	29	1	2	13-0	37	10	4	9	5	.323	.352
2012	Hickory	.259	109	432	60	112	173	23	4	10	47	2	2	25-0	65	19	10	10	4	.313	.400
2013	Myrtle Beach	.305	100	377	65	115	171	33	4	5	59	2	5	26-1	67	27	8	15	7	.369	.454
	Frisco	.306	30	134	20	41	71	8	2	6	19	0	0	9-1	24	5	2	1	3	.354	.530
2014	Frisco	.279	32	129	21	36	58	2	1	6	17	1	1	7-0	22	6	3	0	4	.314	.450
	Texas	.259	114	386	39	100	155	14	7	9	48	6	3	17-1	71	4	7	5	7	.297	.402
2015	Texas	.261	120	426	54	111	198	21	9	16	61	2	5	23-2	79	6	7	14	3	.316	.465
	Round Rock	.352	30	108	26	38	69	12	2	5	19	2	0	12-1	10	3	1	2	2	.426	.639
2016	Texas—2	.271	150	605	89	164	304	33	4	33	88	0	4	19-0	135	14	7	4	6	.296	.502
2017	Texas	.204	162	607	79	124	241	21	3	30	75	0	4	32-5	162	15	6	8	13	.252	.397
2018	Texas—3	.253	129	474	76	120	201	23	2	18	63	2	5	43-2	127	12	12	11	5	.326	.424
	Frisco	.200	2	5	0	1	2	1	0	0	1	0	0	1-0	1	0	0	0	0	.333	.400
	Round Rock	.167	3	12	1	2	2	0	0	0	1	0	0	1-0	4	0	0	0	0	.231	.167
2019	Texas—4	.205	145	522	77	107	229	30	1	30	93	1	1	52-2	178	11	9	5	4	.283	.439
	Nashville	.284	2	7	1	2	6	1	0	1	2	0	0	0-0	3	0	0	0	1	.286	.286
MAJOR TOTALS		.240	820	3020	414	726	1328	142	26	136	428	11	22	186-12	752	62	48	47	38	.293	.440
MINOR TOTALS		.284	366	1437	227	408	634	89	16	35	194	8	10	94-3	233	70	28	37	26	.342	.441

* Led league # Tied for league lead

- 1- Signed by Texas as a non-drafted free agent on Jan. 3, 2011...signed by Rafic Saab and Mike Daly.
- 2- On MLB Suspended List, May 27-June 3, 2016.
- 3- On disabled list, April 10-May 10, 2018, with left hamstring strain...included rehab assignments with Frisco, May 5-6, and Round Rock, May 8-10.
- 4- On injured list, April 13-25, 2019, with right knee sprain...included rehab assignment with Nashville, April 24-25.

ODOR CONTINUED

POSTSEASON RECORD

SERIES	CLUB	AVG	G	AB	R	H	TB	2B	3B	HR	RBI	SH	SF	BB-I	SO	SB	CS	HP	GDP	OBP	SLG
2015 ALDS	TEX vs. TOR	.278	5	18	7	5	9	1	0	1	2	0	0	1-0	4	0	0	2	0	.381	.500
2016 ALDS	TEX vs. TOR	.200	3	10	2	2	5	0	0	1	2	0	0	2-0	1	0	0	0	0	.333	.500
LDS TOTALS		.250	8	28	9	7	14	1	0	2	4	0	0	3-0	5	0	0	2	0	.364	.500
POSTSEASON TOTALS		.250	8	28	9	7	14	1	0	2	4	0	0	3-0	5	0	0	2	0	.364	.500

WORLD BASEBALL CLASSIC RECORD

YEAR	CLUB	AVG	G	AB	R	H	TB	2B	3B	HR	RBI	SH	SF	BB-I	SO	SB	CS	HP	GDP	OBP	SLG
2017	Venezuela	.263	6	19	5	5	10	1	0	2	4	0	0	0-0	3	0	0	0	1	.263	.632

CAREER FIELDING

2B	PCT	G	PO	A	E	TC	DP
2014	.981	110	194	275	9	478	70
2015	.970	119	207	350	17	574	97
2016	.970	146	283	428	*22	733	*129
2017	.975	158	321	429	*19	769	129
2018	.984	127	218	336	9	563	96
2019	.973	137	246	294	15	555	85
TOTALS	.975	797	1469	2112	91	3672	606

MULTI-HR GAMES (12)

June 15, 2016 at OAK
 July 29, 2016 vs. KC
 Aug. 31, 2016 vs. SEA
 April 3, 2017 vs. CLE
 June 13, 2017 at HOU
 July 23, 2017 at TB
 July 30, 2017 vs. BAL
 Aug. 19, 2017 vs. CWS
 July 28, 2018 at HOU
 May 16, 2019 at KC
 July 4, 2019 vs. LAA
 July 23, 2019 at SEA

LEAD-OFF HR (2)

May 3, 2016 at TOR (Estrada)
 May 7, 2016 at DET (Pelfrey)

INSIDE-THE-PARK HR (1)

July 28, 2018 at HOU (Verlander)

CAREER HIGHS

Hits: 5, July 28, 2018 at HOU
Runs: 4, July 22, 2015 at COL
Doubles: 3, April 30, 2016 vs. LAA
Triples: 2, May 24, 2014 at DET
Home Runs: 2, 12x, last July 23, 2019 at SEA
RBI: 6, Sept. 28, 2019 vs. NYY
Walks: 5, Aug. 2, 2018 vs. BAL
Stolen Bases: 2, 3x, last Sept. 10, 2019 vs. TB
Hitting Streak: 10, June 28-July 8, 2017

GRAND SLAMS (5)

Aug. 27, 2014 at SEA (E. Ramirez)
 Sept. 20, 2017 at SEA (Albers)
 Aug. 3, 2018 vs. BAL (Hart)
 June 14, 2019 at CIN (Peralta)
 Sept. 28, 2019 vs. NYY (Cortes Jr.)

GAME-ENDING HR (2)

Aug. 30, 2016 vs. SEA (Diaz)
 Aug. 3, 2019 vs. DET (Ramirez)

FRONT OFFICE

COACHES

ODOR

2019 REVIEW


OPPONENTS

RECORDS

DEVELOPMENT

MEDIA

JOE PALUMBO



LHP #62

L BATS **L** THROWS
6'0" **195**_{lbs}
 HEIGHT WEIGHT
25
 OPENING DAY AGE

BORN • Oct. 26, 1994 in Stony Brook, NY

RESIDES • Holbrook, NY

ACQUIRED • Selected in the 30th round of the 2013 June draft

CONTRACT STATUS • Signed through 2020

SERVICE TIME • 0.130 **OPTIONS USED** • 2/3

FRONT OFFICE

COACHES

PALUMBO

2019 REVIEW

OPPONENTS

RECORDS

DEVELOPMENT

MEDIA

CAREER: The 25-year-old lefty made his Major League debut with the Rangers last season and is seeking to build on a year that saw him log a career-high 96.2 innings between Texas and the minor leagues...is still rated as one of the organization's top prospects, entering this season at no. 7 on *Baseball America's* rankings...has fanned 32.5% (311 SO/958 BF) of minor league batters faced since 2016, 15th-highest rate among MiLB pitchers (min. 200 IP) over that span...is nearly 2 years removed from 'Tommy John' ligament transplant surgery performed on 4/26/17...has gone 5-4 with a 2.93 ERA, 11.93 strikeouts per 9 innings and .198 opponent batting average over 28 games/27 starts in the minors after making his return from the procedure in June of 2018...originally drafted by Texas in the 30th round of the 2013 June draft.

TEXAS: Made his Major League debut in June and had 5 stints with the club: June 8, June 19, July 7, August 20, and Sept. 15-end of season...totaled 96.2 IP between Texas and the minor leagues in 2019, besting his previous career high of 96.1 IP with Hickory (A) in 2016...took a no decision in his MLB debut on 6/8 vs. OAK-D (ND, 4.0 IP, 6 H, 4 R-ER, 0 BB, 4 SO, 1 HR, 66 pitches/43 strikes) a 10-5 Texas win...was optioned to Frisco (AA) following the game, his 1st career outing above the Double-A level...was added to the roster as the 26th man for a doubleheader on 8/20 vs. LAA and departed the day game with a blister on his left thumb...was returned to Nashville (AAA) following the doubleheader and placed on the 7-day injured list with the blister issue...rehabbed with Rangers during the beginning of September and was recalled on 9/15 for his 5th and final stint with the club...allowed 3 R-ER in 6.0 IP over 3 G/1 GS in September...all 3 runs allowed came on 3 solo HR in final start on 9/27 vs. NYY (3 R-ER/3.0 IP)...also whiffed a career-best 7 in that start...opponents batted .300/.388/.686/1.073...averaged 11.34 SO/9...was 0-3, 14.34 (17 ER/10.2 IP) as a starter and had 6.0 SHOIP as a reliever.

MINORS: Went 3-0 with a 3.01 ERA (27 ER/80.2 IP) in 17 G/16 GS between Frisco (AA) and Nashville (AAA), also 1.13 WHIP, 12.05 SO/9, 3.90 BB/9, 1.00 HR/9...108 SO in 2019 were since career-high 122 w/ HIC in 2016...induced season-high 20 swinging strikes in 10-strikeout performance on 7/1 vs. OKC w/ NAS, most whiffs since 22 on 8/14/18 vs. CAR w/ DE...named Pacific Coast League Pitcher of the Week for 8/12-18 after posting 6.0 no-hit frames in the Sounds' 4-2 victory on 8/15 vs. OMA, his final minor league start of the season...rated by *Baseball America* as Texas' 8th-best prospect entering the season.

2018: Spent early portion of the season on the disabled list while recovering from 'Tommy John' surgery...began rehab

assignment with the Arizona League Rangers (Rookie) on 6/24, posting a 0.67 WHIP in 3 G/GS...allowed 2-or-fewer ER in 9 of 11 starts...in last 4 G/GS between Down East (A+) and Frisco, went 2-0 with a 0.92 ERA (2 ER/19.2 IP) and 6 BB/30 SO...opponents slashed .149/.240/.162/.404 with one XBH (2B) in that span...notched career-high 11 SO on 8/7 vs. Buies Creek (5.0 SHO IP, 2 H, 0 BB)...earned the win in Frisco debut on 8/22 at San Antonio (5.0 IP, 3 H, 1 R-ER, 1 BB, 8 SO)...right-handed batters posted .454 OPS compared to .960 OPS mark by lefties...**2017:** Entered the season as the club's 9th-best prospect, but was limited to just 3 starts at Down East before undergoing season-ending 'Tommy John' ligament transplant surgery on 4/26...held opponents to a .087/.160/.130/.290 (4-46) slash line in the 3 outings with the Wood Ducks...whiffed 22 of 50 (44.0%) batters faced...had a career-best 10 strikeouts in his penultimate start on 4/12 vs. Winston-Salem...**2016:** Ranked 2nd among Texas farmhands and 13th in the South Atlantic League with 122 strikeouts despite logging the majority of his innings in a relief role...tapped the 19th-best prospect in the SAL by *Baseball America*...tied for 3rd among Texas minor leaguers in saves, converting 8 of 11 save chances...was 6-3, 2.16 (14 ER/58.1 IP) as a reliever and 1-2, 2.37 (10 ER/38.0 IP) as a starter...opponents batted .202 (71-352), including .149 (14-94) with 5 XBH (3 2B, 2 HR) and 37 strikeouts by left-handed hitters...compiled a 3.25 ERA (10 ER/27.2 IP) over his 1st 13 relief appearances before posting a 1.17 ERA (4 ER/30.2 IP) in his next 13 relief outings...joined the Hickory rotation on 7/23 and allowed 2 runs-or-less in 6 of 7 starts...did not allow an earned run in 17.0 innings over his final 3 starts with opponents batting .121 (7-58)...**2015:** Fell 6.0 innings shy of qualifying for league leader status, but had the 3rd-lowest ERA in the Northwest League among pitchers with at least 54.0 innings...was 2-3, 2.53 (12 ER/42.2 IP) as a starter and 1-0, 3.86 (5 ER/11.2 IP) as a reliever...permitted 3 ER-or-less in all 9 starts, including zero-or-one ER in 6 outings...promoted to Hickory on 9/7 and made a spot start in the club's season finale (4.1 IP, 3 R-ER)...**2014:** Earned a spot on the Arizona League postseason All-Star Team, compiling a 2.00 ERA (4 ER/18.0 IP) with 23 strikeouts over 7 relief appearances...was 1-3, 2.55 (7 ER/24.2 IP) in 7 starts...held opponents to a .190 average (29-153), including .178 (8-45) by left-handed batters...2013: Averaged 10.1 SO/9 with AZL Rangers in first professional season.

PERSONAL/AMATEUR: Joseph Anthony Palumbo, Jr...transferred to St. John the Baptist High School in West Islip, N.Y., as a senior, but was unable to play baseball due to eligibility rules...pitched for the Long Island Black Sox of the Long Island Men's League against former Division I and professional players prior to the draft.

PALUMBO CONTINUED

FRONT OFFICE

COACHES

PALUMBO

2019 REVIEW

OPPONENTS

RECORDS

DEVELOPMENT

MEDIA

CAREER RECORD

YEAR	CLUB	W-L	ERA	G	GS	CG	SHO	SV	IP	H	R	ER	HR	HB	BB-I	SO	WP	BK	AVG
2013	AZL Rangers—1	1-1	5.03	13	0	0	0	0	19.2	19	11	11	0	1	14-0	22	2	0	.250
2014	AZL Rangers	4-4	2.32	14	7	0	0	0	42.2	29	14	11	0	3	15-0	49	7	0	.190
2015	Spokane	3-3	2.82	12	9	0	0	0	54.1	52	25	17	3	3	22-0	42	6	0	.250
	Hickory	0-0	6.23	1	0	0	0	0	4.1	5	3	3	0	0	3-0	1	1	0	.294
2016	Hickory	7-5	2.24	33	7	0	0	8	96.1	71	28	24	5	3	36-0	122	3	0	.202
2017	Down East	1-0	0.66	3	3	0	0	0	13.2	4	3	1	0	0	4-0	22	1	0	.087
2018	AZL Rangers	0-0	4.00	3	3	0	0	0	9.0	5	4	4	1	1	1-0	15	0	0	.161
	Down East	1-4	2.67	6	6	0	0	0	27.0	24	16	8	3	3	6-0	34	0	1	.226
	Frisco—2	1-0	1.93	2	2	0	0	0	9.1	6	2	2	0	1	3-0	10	2	0	.182
2019	Frisco	0-0	3.19	11	10	0	0	0	53.2	43	21	19	5	2	25-0	69	0	1	.221
	Texas	0-3	9.18	7	4	0	0	0	16.2	21	17	17	7	2	8-0	21	0	0	.300
	Nashville	3-0	2.67	6	6	0	0	0	27.0	13	9	8	4	1	10-0	39	1	1	.143
MAJOR TOTALS		0-3	9.18	7	4	0	0	0	16.2	21	17	17	7	2	8-0	21	0	0	.300
MINOR TOTALS		21-17	2.72	104	53	0	0	8	357.0	271	136	108	21	18	139-0	425	23	3	.207

* Led league # Tied for league lead

- 1- Selected by Texas in the 30th round of the 2013 June draft...signed by Takeshi Sakurayama on June 13, 2013.
- 2- On disabled list, Feb. 23-July 15, 2018, while recovering from left elbow surgery...included rehab assignments with AZL Rangers, June 24-July 12, and Down East, July 13-15.

CAREER FIELDING

P	PCT	G	PO	A	E	TC	DP
Totals	1.000	7	0	2	0	2	1

CAREER HIGHS

Innings: 4.0, June 8, 2019 vs. OAK (G1)
Strikeouts: 7, Sept. 27, 2019 vs. NYY
Walks: 3, June 19, 2019 vs. CLE

2020 MAJOR LEAGUE BASEBALL IMPORTANT DATES

JANUARY

10 Salary arbitration exchange date

FEBRUARY

3 Through Feb. 21 Salary Arbitration Hearings
 12 First date players may be placed on the 60-Day Injured List

The voluntary date on which all pitchers, catchers and injured players on a Major League roster may be invited to attend Spring Training workouts

17 The voluntary date on which all position players on a Major League roster may be invited to attend Spring Training workouts

22 The mandatory date all players must report to Spring Training

MARCH

2 First date to renew Major League contracts
 6 First date Clubs may assign selected Rule 5 or draft-excluded players
 10 Last date to assign an injured player to a Minor League Club, if permissible

11 Last date to renew Major League contracts
 23 The earliest date that a Club may backdate a placement on the 7-day/10-day/15-day Injured List
 26 Official opening of 2020 season - rosters reduced to 26 players and 13 pitchers

APRIL

2 First date 10-day Injured List players may be reinstated, if permissible
 5 First date optioned position players may be recalled, if permissible
 7 First date 15-day Injured List players may be reinstated, if permissible
 10 First date optioned pitchers may be recalled, if permissible

MAY

15 Earliest date Clubs may re-sign Major League players they released after August 31, 2019
 25 First date that players on the 60-day Injured List may be reinstated, if permissible

JUNE

10-12 2020 First-Year Player Draft, Omaha, NE
 15 End of 2019 - 2020 international signing period

JULY

2 Beginning of 2020 - 2021 international signing period
 10 Signing deadline for Rule 4 drafted players - 5:00pm ET
 14 All-Star Game at Dodger Stadium, Los Angeles, CA
 31 Trade deadline - 4:00pm ET

AUGUST

31 Post-season eligibility lists established by 11:59 p.m. ET

SEPTEMBER

1 Active Major League player limit increased from 25 to 28 pitchers and 14 pitchers
 27 Last scheduled day of the 2020 championship season
 28 All players on optional assignment must be recalled

All players on the 7-day, 10-day, and 15-day Injured Lists must be reinstated

OCTOBER

Dates Based On End of World Series

1st Day After Eligible XX(B) players become free agents at 9:00am ET
 5th Day After Last date to reinstate players from the 60-day Injured List
 Last date for former Club to tender qualifying offer to XX(B) players
 XX(B) free agents may sign with any Club at 5:00pm ET
 Minor League players become free agents at 5:00pm ET, if applicable
 15th Day After Last date for XX(B) player to accept qualifying offer from former Club


NOVEMBER

20 Reserve lists for all Major and Minor League levels filed by 8:00 p.m. ET

DECEMBER

2 Tender Deadline
 10 Major League Rule 5 Draft - Winter Meetings, Dallas, TX

TYLER PHILLIPS



RHP #80

R BATS **R** THROWS
6'5" **225** lbs
 HEIGHT WEIGHT
22
 OPENING DAY AGE

BORN • Oct. 27, 1997 in Lumberton, NJ
RESIDES • Lumberton, NJ
ACQUIRED • Selected in the 16th round of the 2015 June draft
CONTRACT STATUS • Signed through 2020
SERVICE TIME • 0.000 **OPTIONS USED** • 0/3

FRONT OFFICE

COACHES

PHILLIPS

2019 REVIEW

OPPONENTS

RECORDS

DEVELOPMENT

MEDIA

CAREER: Phillips was added to the 40-man roster in November as protection from the Rule 5 Draft, and will be in Major League spring training for the 1st time in his career...the 22-year-old is seeking his MLB debut after spending the majority of last season with Double-A Frisco, his 1st exposure to the upper levels of the minor leagues...noted for possessing the best control and best changeup in the Rangers farm system according to *Baseball America's* most recent Best Tools survey...also rated by *BA* as Texas' 30th-best prospect entering 2020...has gone 30-28 with a 3.86 ERA, 1.197 WHIP, and 1.7 walks per 9 innings through 5 seasons in the Rangers organization...enjoyed a breakout campaign in 2018, earning the club's Nolan Ryan Minor League Pitcher of the Year award...owns a career 4.69 strikeout-to-walk ratio, 13th-highest among all MiLB pitchers with at least 400.0 IP since 2015...the New Jersey native was selected by Texas in the 16th round of the 2015 June draft.

2019: Split the season between Down East (A+) and Frisco, his first career action at Double-A...made 24 appearances/22 starts, including a pair of outings following an opener, and finished 2.0 IP shy of matching his career high in innings (133.0 IP in 2018)...walked 1.79 batters per 9 innings, 3rd-lowest rate among qualified Texas farmhands...named Texas Rangers Starter of the Month for April after going 2-1, 1.14 (4 ER/31.2 IP) in 5 G/GS for Down East, and earned a promotion to Frisco on 5/11...also named Carolina League Pitcher of the Week for 4/15-21...opponents slashed .249/.293/.418/.711 overall...went 6-3, 2.95 (19 ER/58.0 IP) over final 10 G/8 GS for Frisco after a 1-6, 7.64 (30 ER/35.1 IP) start spanning 8 G/GS...on 8/1, added a slider to pitch mix that already included a fastball, curveball and changeup and saw immediate improvement, posting a 2.83 ERA (11 ER/35.0 IP) and .223 (29-130) opponent batting average in 6 outings featuring the new offering...tabbed as Texas' 18th-best prospect entering the season (*Baseball America*).

2018: Honored as organization's Nolan Ryan Pitcher of the Year...compiled the 3rd-highest SO/BB rate (7.94) among all minor league pitchers with at least 130.0 IP...named to *Baseball America's* Low Class-A All-Star team and was tabbed by the same publication as the 9th-best prospect in the South Atlantic

CAREER RECORD


YEAR	CLUB	W-L	ERA	G	GS	CG	SHO	SV	IP	H	R	ER	HR	HB	BB-I	SO	WP	BK	AVG
2015	AZL Rangers—1	0-1	3.60	13	0	0	0	1	15.0	13	8	6	2	0	1-0	10	1	0	.224
2016	Spokane	4-7	6.44	13	13	0	0	0	58.2	78	49	42	2	5	20-0	57	9	0	.307
2017	Hickory	1-2	6.39	7	4	0	0	0	25.1	28	21	18	2	5	9-0	15	4	0	.280
	Spokane	4-2	3.45	13	13	0	0	0	73.0	78	33	28	6	1	11-1	78	6	0	.265
2018	Hickory	#11-5	2.67	22	22	1	0	0	128.0	117	41	38	4	3	14-0	124	13	0	.239
	Down East	1-0	1.80	1	1	0	0	0	5.0	2	1	1	0	1	2-0	3	0	0	.125
2019	Down East	2-2	1.19	6	6	0	0	0	37.2	28	6	5	1	1	6-0	28	1	0	.212
	Frisco	7-9	4.73	18	16	0	0	0	93.1	95	56	49	15	4	20-1	74	7	0	.263
MINOR TOTALS		30-28	3.86	93	75	1	0	1	436.0	439	215	187	32	20	83-2	389	41	0	.257

* Led league # Tied for league lead

League...earned a spot on the SAL Northern Division All-Star team...ranked among SAL leaders in wins (T1st, 11), ERA (3rd, 2.67), WHIP (4th, 1.02), innings (6th, 128.0), and strikeouts (7th, 124)...had just 1.08 BB/9, 3rd-lowest rate in MiLB (min. 130.0 IP), issuing multiple walks in just 2 of 23 starts...issued walks to consecutive batters in 3rd inning of season debut on 4/5 at Greensboro before permitting just 12 BB over 124.1 IP in next 21 GS...was 7-0 with a 1.55 ERA (10 ER/58.0 IP) and 7 BB/63 SO at Hickory (A) following the All-Star break...had a career-best 13 SO on 8/7 vs. Kannapolis...promoted to Down East (A+) on 9/2 for final start of season...**2017:** Combined to go 5-4 with a 4.21 ERA (46 ER/98.1 IP) over 20 games/17 starts with Hickory and Spokane (Short-A)...opened the season in Hickory and had a 6.39 ERA (18 ER/25.1 IP) with .749 opponent OPS in 7 G/4 GS before transfer to extended Spring Training on 5/19...was a member of Spokane's Opening Day roster and was 0-1 with a 5.63 ERA (15 ER/24.0 IP) in 1st 5 GS with the Indians...was 4-1 with a 2.39 ERA (13 ER/49.0 IP) in final 8 GS...had a 10.10 SO/9 rate over season-ending stretch, including 12-strikeout performance in final outing of the year on 9/2 vs. Everett...averaged 1.4 BB/9 at Spokane, 8th-lowest among all short-season pitchers (min. 55.0 IP)...**2016:** Began the season as the youngest player in the Northwest League and made a team-high 13 starts for Spokane...tossed 5.0 scoreless innings in season debut on 6/18 vs. VAN, but went 0-3 with a 9.82 ERA (16 ER/14.2 IP) over next 4 starts...was 2-0, 1.10 (2 ER/16.1 IP) in next 3 starts, including season-best 7.0 innings on 7/31 vs. EVE...surrendered season-high 11 runs (8 ER) in next start on 8/7 at SK...lost 4 consecutive starts from 8/7-26, allowing 23 ER over 16.1 IP in that span...allowed 2 R (1 ER) over 6.1 IP in final regular season start on 9/1 vs. HIL...permitted 5 R (2 ER) over 6.0 innings in lone postseason start...**2015:** Permitted runs in just 4 of 13 games in first professional season with AZL Rangers (Rookie).

PERSONAL/AMATEUR: Tyler Nicholas Phillips...finished high school career with an 18-0 record, including 9-0, 1.02 during his senior campaign at Bishop Eustace (NJ) Prep...this offseason, participated in the Rangers Winter Caravan, hospital visits, and Comerica Peek at the Park event.

1- Selected by Texas in the 16th round of the 2015 June draft...signed by Takeshi Sakurayama on June 29, 2015.



HENRY RAMOS

S BATS
R THROWS

6'0" HEIGHT
215 lbs WEIGHT
27 OPENING DAY AGE

BORN • April 15, 1992 in Maunabo, Puerto Rico
RESIDES • Maunabo, Puerto Rico
ACQUIRED • Signed as a minor league free agent on Jan. 2, 2020
CONTRACT STATUS • Signed through 2020
SERVICE TIME • 0.000 **OPTIONS USED** • 0/3

NON-ROSTER INVITEE

CAREER: The 27-year-old outfielder is in his first season in the Texas organization after signing a minor league contract on 1/2/20...the switch-hitter spent all of 2019 with Triple-A Sacramento in the Giants organization...has spent time at all 3 outfield spots, although his most extensive action has come in right field and center field...Ramos enters the year still seeking his MLB debut, as he has produced a .275 batting average and .751 OPS over a 10-year pro career in the Boston (2010-16), Los Angeles-NL (2017-18), and San Francisco (2019) systems...has missed lengthy portions of seasons due to injury in his career, but has rarely missed time the past 2 years...the Puerto Rico native was originally selected by Boston in the 5th round of the 2010 June draft.

2019: Batted .269/.319/.439/.757 with 12 HR and 40 RBI over 96 games with Sacramento (AAA) in the Giants system...was a non-roster invitee to ML spring training camp...matched his career high in HR (also 2013)...his 75 G in the outfield ranked 2nd on club, including team-best 59 G in RF...switch-hitter batted .283/.329/.468/.798 with 10 HR and 29 RBI vs. RHP, and .235/.292/.367/.660 with 2 HR and 11 RBI vs. LHP...had BA of .257-or-better in each of season's 1st 4 months...HR in 3 straight, 4/17-20 (4 total HR), and 11 HR over 1st 64 G before one HR in final 32 G...hit 2 HR, 4/20 vs. Salt Lake...released on 8/2 after Giants acquired OF Jaylin Davis from Twins in trade involving RHP Sam Dyson...played for Mayaguez in Puerto Rican Winter League, batting .314/.411/.479/.891 in 31 G while leading club in R (28), TB (58), H (tied-38), and 2B (tied-9).

2018: Was spring invitee to Dodgers camp for 2nd straight year and spent entire season with Oklahoma City (AAA), playing 45 G in CF, 31 in RF, and 17 in LF...had 2nd-highest SLG (.465) and OPS (.817) of his career to only 2017 (.546/.943)...led team with 58 RBI and 166 TB, and 106 hits ranked 2nd to only Alex Verdugo (113)...on IL, 8/18-30 with left hamstring strain...went 13-for-17 with 3 2B, a HR, 11 RBI, and 5 R over season's final 4 G to help propel club to postseason, where he went 6-for-12 with 3 HR and 7 RBI in OKC's 4-game playoff series loss to

Memphis...played for Culiacán in the Mexican Winter League and Mayaguez of the Puerto Rican Winter League following the season...hit .295 (31-105) with 8 XBH, 21 RBI and an .836 OPS in 32 G for Mayaguez...**2017:** Spent 1st season in LAD organization as spring invitee...began the regular season on the injured list after suffering a sports hernia during spring training...combined to hit .351/.396/.546/.943 with 12 2B, one triple, 8 HR and 25 RBI in 55 G between Tulsa (AA) and OKC after returning from the injury in June...set career bests in all 4 slash categories in the abbreviated campaign...on Tulsa injured list 6/6-19 with right knee sprain...played for Caracas in the Venezuelan Winter League...**2016:** Split the season between Portland (AA) and Pawtucket (AAA) in final season in BOS system, batting .263/.306/.402/.708...on injured list 4/17-24 with left knee sprain and 8/28-end of season with left hamstring strain...**2015:** Limited to 48 G due to injury...on IL, 4/16-7/7 and 8/20-end of season with left knee inflammation...**2014:** Ranked among Eastern League leaders in BA (7th, .326) and hits (T7th, 59) when placed on injured list for duration of season on 5/29 with a stress fracture in his left tibia...teammates with Mookie Betts and Blake Swihart...reached base safely in 41 of his 48 games...ranked by *Baseball America* as having the best outfield arm in the Red Sox' system and club's 29th-best prospect following the season...**2013:** Hit career-high 27 doubles to help lead Salem (High-A) to a Mills Cup Championship in the Carolina League...**2012:** Played a 2nd straight season at Greenville (A)...**2011:** Had a career-high 15 SB in his 1st year with a full-season affiliate at Greenville...**2010:** Named no. 19 prospect in Gulf Coast League by *Baseball America* after the season following pro debut with GCL Red Sox.

PERSONAL/MISCELLANEOUS: Henry Ramos...has played for either Ponce (2010-11-12-13), Caguas (2014-15), and Mayaguez (2016-2018-19) in Puerto Rican Winter League...his younger brother, Heliot, was the Giants' first-round pick in 2017 (19th overall)...selected by Boston in the 5th round of the 2010 June draft; signed by Edgar Perez (BOS).

RAMOS CONTINUED

FRONT OFFICE

COACHES

REFSNYDER

2019 REVIEW

OPINIONS

RECORDS

DEVELOPMENT


MEDIA

CAREER RECORD

YEAR	CLUB	AVG	G	AB	R	H	TB	2B	3B	HR	RBI	SH	SF	BB-I	SO	SB	CS	HP	GDP	OBP	SLG
2010	GCL Red Sox—1	.309	43	136	18	42	61	8	1	3	26	2	3	12-0	28	12	6	3	2	.370	.449
	Lowell	.125	7	24	1	3	3	0	0	0	2	0	0	1-0	8	0	0	0	1	.160	.125
2011	Greenville	.262	85	332	40	87	127	17	4	5	43	0	3	17-0	76	15	6	2	5	.299	.383
2012	Greenville	.254	122	441	61	112	168	24	4	8	63	5	0	44-0	101	12	10	4	17	.327	.381
2013	Salem	.252	129	469	69	118	195	27	7	12	55	6	7	55-3	100	11	12	3	9	.330	.416
2014	Portland	.326	48	181	26	59	78	9	2	2	23	1	0	11-0	38	2	4	1	2	.368	.431
2015	Portland	.244	37	131	8	32	47	11	2	0	8	2	0	14-0	26	0	0	0	6	.317	.359
	GCL Red Sox	.292	8	24	4	7	7	0	0	0	2	0	0	5-0	3	2	0	1	1	.433	.292
	Lowell	.333	3	12	1	4	4	0	0	0	1	1	1	0-0	4	0	0	0	0	.308	.333
2016	Portland	.281	45	171	20	48	69	6	3	3	11	4	1	11-2	25	3	3	2	3	.330	.404
	Pawtucket—2	.247	57	190	18	47	76	8	3	5	29	2	5	11-1	44	4	2	1	5	.285	.400
2017	Tulsa	.416	25	89	18	37	58	4	1	5	17	0	2	10-0	15	1	0	0	0	.465	.652
	Oklahoma City	.295	30	105	16	31	48	8	0	3	8	0	0	6-0	13	2	2	0	2	.333	.457
2018	Oklahoma City	.297	106	357	45	106	166	22	4	10	58	4	1	31-2	69	8	4	0	9	.352	.465
2019	Sacramento—3, 4	.269	96	335	50	90	147	21	0	12	40	2	3	24-0	74	3	2	2	8	.319	.439
MINOR TOTALS		.275	841	2997	395	823	1254	165	31	68	386	29	26	252-8	624	75	51	19	70	.332	.418

* Led league # Tied for league lead

- 1- Selected by Boston in the 5th round of the 2010 June draft...signed by Edgar Perez.
- 2- Signed by Los Angeles-NL as a minor league free agent on Nov. 21, 2010.
- 3- Signed by San Francisco as a minor league free agent on Jan. 24, 2019.
- 4- Signed by Texas as a minor league free agent on Jan. 2, 2020.



ROB REFSNYDER

R BATS **R** THROWS
6'0" **205** lbs
 HEIGHT WEIGHT
29
 OPENING DAY AGE

BORN • March 26, 1991 in Seoul, South Korea

RESIDES • Phoenix, AZ

ACQUIRED • Signed as a minor league free agent on Dec. 5, 2019

CONTRACT STATUS • Signed through 2020

SERVICE TIME • 2.021 **OPTIONS USED** • 3/3

NON-ROSTER INVITEE

CAREER: Refsnyder signed a minor league contract with a MLB spring training invite on 12/5/19...is joining his 5th different organization since 2017...was with ARI last spring before a trade to CIN organization in April...spent bulk of season at Louisville (AAA) and failed to see Major League action for the first time since 2014...owns career .218 batting average with 4 home runs and 22 RBI in 166 MLB games with NYY (2015-17), TOR (2017), and TB (2018)...is back to playing primarily the OF after being moved to 2B by the Yankees...born in South Korea, attended both Laguna Hills (CA) HS and the University of Arizona before being selected in the 5th round of the 2012 MLB draft by NYY.

2019: Was a non-roster invitee in ARI's Major League spring training camp...opened year at Reno (AAA) and went 0-for-4 in season opener on 4/5 at Fresno before trade to CIN on 4/7...made starts in RF (40), LF (21), and CF (5) for Louisville...was 7-for-30 (.233) in first 11 games for the Bats before hitting at a .325 (87-268) clip in final 74 contests...hit .300 or better in each of season's first 4 months: .328 in April, .300 in May, .370 in June, and .313 in July...had a .360 (31-86) AVG vs. LHP and a .329 (24-73) figure with RISP...was on the DL from 6/22-7/2 and 7/8-31, played 2 games on rehab assignment at AZL Reds (Rookie)...was released by CIN on 8/26.

2018: Was in CLE's MLB spring camp before trade to TB on 3/27...opened the season with the Rays, starting 21 games in LF, 7 at DH, and 3 in CF with one appearance at 1B...was the 6th player in history to start at designated hitter in a season opener in the 9th spot in the batting order, 3/29 vs. BOS...homer

on 4/27 at BOS was his first since 10/1/15 vs. BOS, snapping a 266 at-bat homerless streak...was designated for assignment on 6/19 and assigned outright to Durham (AAA) on 6/22...spent rest of the season with the Bulls...**2017:** Combined to bat .170 (15-88) in 52 games with NYY and TOR...made starts at 1B (4), LF (2), and RF (1) over 4 stints with the Yankees (5/2-8; 5/14; 5/25-6/22; 6/26-7/14) before being designated for assignment on 7/18...was traded to TOR on 7/23 and optioned to Buffalo (AAA)...was recalled on 7/29, making 12 starts at 2B and one in RF the rest of the season...had his 2nd career 3-hit game, 8/12 vs. PIT...**2016:** Had a .250 average with 12 RBI in 58 games (21 starts at 1B, 14 in RF, 5 at 2B and 4 in LF) over 3 stints with the Yankees (5/17-26, 5/30-8/11 and 9/2-10/2)...entering the season, had never played 1B or LF in his professional career...his .321 (17-53) batting average through first 20 MLB career games (7/11/15-6/2/16) was the highest by a Yankee since Kevin Thompson in 2006-07 (.323)...mark was surpassed by Gary Sánchez (.366) later in 2016...doubled in 5 straight starts, 10/3/15-6/4/16, the first NYY player to do so since José Molina (5 from 4/4-11/08)...became the first Yankee to begin a season with at least one double in each of his first 4 starts since at least 1913...entered season ranked as the 7th-highest rated prospect in the NYY farm system according to *Baseball America*...**2015:** Began year at Scranton/Wilkes-Barre...contract was selected by Yankees on 7/11 and was 0-for-3 in start at 2B in MLB debut that night at BOS...was the 2nd South Korea-born player to play for NYY, joining RHP Chan Ho Park in 2010 and only the 4th South Korea-born position player in Major League history at the time (INF Hee-Seop Choi; OF Shin-Soo Choo; INF Jung

REFSNYDER CONTINUED

FRONT OFFICE

COACHES

REFSNYDER

2019 REVIEW

OPPONENTS

RECORDS

DEVELOPMENT

MEDIA

Ho Kang)...had both first MLB hit (1B off Tommy Layne) and HR (Alexi Ogando), 7/12 at BOS...was 2-for-12 in 4 games before option to minors on 7/18...was recalled on 9/1 and batted .355 (11-31) in 12 games the rest of the season...finished 5th in the International League in walks (56) and was a MiLB.com Organization All-Star...**2014:** Had a .318 batting average with 82 runs, 38 2B, 6 3B, 14 HR and 63 RBI in 137 games at Trenton (AA) and Scranton/Wilkes-Barre...ranked 3rd among NYY minor leaguers in batting average...promoted to Scranton/Wilkes-Barre on 6/10...was named to *Baseball America's* Triple-A All-Star team and as an Organization All-Star by MiLB.com...**2013:** Combined for a .293 average with 32 doubles, 6 HR and 57 RBI in 130 G at Charleston (Low-A) and Tampa (High-A)...ranked 3rd among NYY minor leaguers in batting average and was 4th in steals (23)...promoted to Tampa on 4/18 and went on to finish 2nd in the Florida State League in walks (78) and OBP (.408)...was a MiLB.com Organization All-Star...**2012:** Signed with NYY on 6/6 and made pro debut with 42 games at Charleston.

AMATEUR BACKGROUND: Played 3 seasons at the University of Arizona...was an all Pac 10 Conference honorable mention selection in 2010...batted .352 with a team high 6

homers and 63 RBI in 2012...earned Most Valuable Player honors in the 2012 College World Series, batting .476 (10-21) as the Wildcats defeated the University of South Carolina for the title...played baseball, football and basketball at Laguna Hills (CA) High School (graduated 2009)...named his conference's player of the year twice in football (junior season as linebacker and quarterback as a senior) and once in baseball (senior)...holds the school record in career and single-season batting average...played on the 16U USA National Team and won a gold medal at the IBAF World Youth Championships in Venezuela.

PERSONAL: Robert Daniel Refsnyder...his wife, Monica was an All-American swimmer at the Univ. of Arizona and participated in the 2008 and 2012 United States Olympic Trials...the couple got married in 2015 at The Drake Hotel in Chicago - Drake was her maiden name...was born in Seoul, South Korea and adopted by Clint and Jane Refsnyder when he was five months old (his older sister, Elizabeth, was also adopted)...Elizabeth played softball at Kenyon College in Gambler, OH...father, Clint, played basketball at Muhlenberg College in Allentown, PA...was elected by fans as the A.L. East Division finalist for the MLBPA's 2016 Marvin Miller Man of the Year Award, which recognizes a player's on-field performances and contributions to his community.

CAREER RECORD

YEAR	CLUB	AVG	G	AB	R	H	TB	2B	3B	HR	RBI	SH	SF	BB-I	SO	SB	CS	HP	GDP	OBP	SLG
2012	Charleston—1	.241	46	162	22	39	59	8	0	4	22	0	1	16-0	25	11	1	3	7	.319	.364
2013	Charleston	.370	13	54	9	20	26	4	1	0	6	0	0	6-0	12	7	0	2	1	.452	.481
	Tampa	.283	117	413	66	117	167	28	2	6	51	2	3	78-0	70	16	6	11	12	.408	.404
2014	Trenton	.342	60	228	35	78	125	19	5	6	30	0	0	14-0	38	5	2	8	8	.385	.548
	Scranton/Wilkes-Barre-300	.77	287	47	86	131	19	1	8	33	1	2	41-0	67	4	4	2	8	.389	.456	
2015	Scranton/Wilkes-Barre-271	.117	450	66	122	181	28	2	9	56	1	6	56-1	73	12	2	9	12	.359	.402	
	New York-AL	.302	16	43	3	13	22	3	0	2	5	0	0	3-1	7	2	0	0	3	.348	.512
2016	Scranton/Wilkes-Barre-316	.54	209	25	66	84	10	1	2	20	0	3	17-1	30	6	1	1	4	.365	.402	
	New York-AL	.250	58	152	25	38	47	9	0	12	0	3	18-2	30	2	1	1	5	.328	.309	
2017	Scranton/Wilkes-Barre-312	.38	138	20	43	64	11	2	2	12	2	0	2	15-1	30	2	1	4	2	.390	.464
	New York-AL	.135	20	37	3	5	8	1	1	0	0	0	3-0	8	2	0	0	0	0	.200	.216
	Buffalo—2	.417	4	12	3	5	6	1	0	0	2	0	0	3-0	2	0	0	0	0	.533	.500
	Toronto—3	.196	32	51	5	10	11	1	0	0	0	0	0	5-1	9	2	1	1	2	.281	.216
2018	Tampa Bay—4, 5	.167	40	84	10	14	23	3	0	2	5	0	0	18-0	26	0	2	0	5	.314	.274
	Durham	.283	51	184	31	52	74	10	0	4	15	0	1	18-1	46	0	0	4	4	.357	.402
2019	Reno	.000	1	4	0	0	0	0	0	0	0	0	0	0-0	1	0	0	0	0	.000	.000
	Louisville—6	.315	85	298	42	94	149	21	2	10	45	0	4	31-2	86	0	2	1	10	.377	.500
	AZL Reds—7	.333	2	9	1	3	4	1	0	0	1	0	0	0-0	1	0	1	0	0	.400	.444
MAJOR TOTALS		.218	166	367	46	80	111	17	1	4	22	0	3	47-4	80	8	4	2	15	.308	.302
MINOR TOTALS		.294	665	2448	367	725	1070	160	16	51	293	4	22	295-6	481	63	21	40	68	.378	.437

* Led league # Tied for league lead

- 1- Selected by New York-AL in the 5th round of the 2012 June draft...signed on July 6, 2012.
- 2- Acquired by Toronto from New York-AL in exchange for 1B Ryan McBroom on July 23, 2017.
- 3- Acquired by Cleveland off waivers from Toronto on Nov. 20, 2017.
- 4- Acquired by Tampa Bay from Cleveland in exchange for cash considerations on March 27, 2018.
- 5- Signed by Arizona as a minor league free agent on Nov. 26, 2018.
- 6- Acquired by Cincinnati from Arizona in exchange for a player to be named later or cash considerations on April 7, 2019.
- 7- Signed by Texas as a minor league free agent on Dec. 5, 2019.


CAREER FIELDING

OF	PCT	G	PO	A	E	TC	DP
2016	1.000	27	28	3	0	31	0
2017	.900	14	9	0	1	10	0
2018	1.000	26	35	3	0	38	0
Totals	.987	67	72	6	1	79	0
2B	PCT	G	PO	A	E	TC	DP
2015	.981	15	10	41	1	52	7
2016	.875	8	5	9	2	16	2
2017	.958	20	26	43	3	72	8
Totals	.957	43	41	93	6	140	17
1B	PCT	G	PO	A	E	TC	DP
2016	.983	25	166	5	3	174	11
2017	1.000	6	23	0	0	23	2
2018	1.000	1	1	0	0	1	0
Totals	.985	32	190	5	3	198	13
3B	PCT	G	PO	A	E	TC	DP
2016	---	1	0	0	0	0	0

CAREER HIGHS

Hits: 3, 2x, last Aug. 12, 2017 vs. PIT
Runs: 2, 6x, last Sept. 4, 2016 at BAL
Doubles: 1, 17x, last May 25, 2018 vs. BAL
Triples: 1, June 14, 2017 at LAA
Home Runs: 1, 4x, last May 30, 2018 at OAK
RBI: 3, May 30, 2018 at OAK
Walks: 2, 5x, last May 27, 2018 vs. BAL
Stolen Bases: 1, 8x, last Aug. 5, 2017 at HOU
Hitting Streak: 5, Aug. 5-Sept. 9, 2016

ARTURO REYES



R BATS **R** THROWS
5'11" **195**_{lbs}
 HEIGHT WEIGHT
27
 OPENING DAY AGE

BORN • April 6, 1992 in Moses Lake, WA

RESIDES • Warden, WA

ACQUIRED • Signed as a minor league free agent on Dec. 16, 2019

CONTRACT STATUS • Signed through 2020

SERVICE TIME • 0.000 **OPTIONS USED** • 0/3

NON-ROSTER INVITEE

FRONT OFFICE

COACHES

REVIEWS

2019 REVIEW

OPINIONS

RECORDS

DEVELOPMENT

MEDIA

CAREER: Reyes, who turns 28 just after Opening Day, will be in his first season in the Texas organization...he signed a minor league contract with the Rangers on 12/16/19 after earning International League All-Star honors in his lone season in the Tampa Bay system...pitched for Team Mexico in Premier 12 Olympic qualifying tournament in November...has been selected a league all-star in 3 different seasons (2014-15-19)...spent his 1st 6 pro seasons in the St. Louis organization after being selected by the Cardinals in the 40th round of the 2013 June draft out of Gonzaga University, and is still seeking his 1st ML action...the Warden, Wash. native owns a career 44-41 record and 3.99 ERA over 157 games/105 starts across seven minor league seasons.

2019: Was a late signee with Tampa Bay before spring training and combined to go 11-7 with a 4.42 ERA, 1.31 WHIP figure, and a career-high 112 SO over 28 G/23 GS with Durham (AAA) and Montgomery (AA)...named an International League mid-season All-Star, but did not pitch in Triple-A All-Star Game on 7/10 in El Paso...opened the year in the Southern League and posted quality starts in each of his last 4 outings before an early May promotion to Durham...over 14 starts spanning both leagues from 4/11-6/24, went 9-3 with a 2.81 ERA (26 ER/83.1 IP), 1.008 WHIP, and opp. slash of .202/.264/.371/.636...beginning 6/30, was 1-4, 6.84 (38 ER/50.0 IP) in final 13 G as opponents batted .311 with a .876 OPS...final span included a stint on injured list from 7/6-14 with right quad strain...pitched 3 times in relief in IL playoffs, as Durham was swept in the championship round.

PREMIER 12: Pitched for Team Mexico in Premier 12 Tournament in November...went 1-0, 0.68 (1 ER/13.1 IP) in 3 G/GS in the tournament, as he started the bronze medal game on 11/17/19 at the Tokyo Dome against the U.S., a 3-2 walk-off win for Mexico in 10 innings...the win allowed Mexico to qualify for the Olympics for the 1st time...only run allowed was a 1st-inning solo HR to Angels prospect Jo Adell in that final contest.

2018: Went to spring training as a non-roster invite for a 2nd straight year...recorded career highs in ERA (6.68) and WHIP (1.901) over 23 relief outings with Memphis (AAA)...placed on injured list on 6/21 with a right shoulder strain, then was activated and released on 7/14...**2017:** Combined to go

6-6, 4.15 (32 ER/69.1 IP) with 1.212 WHIP over 27 G/7 GS with Memphis, Palm Beach (High-A) and GCL Cardinals...on injured list 5/22-7/17 with a right shoulder strain...pitched for GCL Cardinals and Palm Beach on rehab assignment...pitched twice in Pacific Coast League playoffs as Memphis won the championship...pitched for Surprise Saguaros in Arizona Fall League after the season...received spring training invitation for 1st time...**2016:** Spent season with Memphis and made 2 rehab starts with GCL Cardinals...on DL, 6/21-7/22 and 8/27-end of season with right rotator cuff tendinitis...won 5 in a row, 5/4-30, and 4 straight, 7/24-8/18...season-high 8.0 IP twice, earning win in both: 5/30 at Las Vegas, 8/18 vs. Reno...**2015:** Combined to go 9-11, 3.56 (55 ER/139.0 IP) with a 1.460 WHIP, allowing just 4 HR (0.3 HR/9)...spent bulk of season with Springfield (AA), as he was selected to the Texas League All-Star Game and pitched a scoreless 3rd inning in relief (1 SO) in North's 9-4 win on 6/30 in Corpus Christi...named Cardinals Minor League Pitcher of the Month for June (4-0, 1.84, 0.920 WHIP)...named Texas League Pitcher of the Week (6/8-15) after 13.2 SHO IP across 2 starts...ranked among Cardinals minor league leaders in wins (T7th), innings (5th), strikeouts (5th, 105) and games started (4th, 25)...**2014:** Spent 1st full season in Peoria (A), leading the Chiefs in starts (22) and innings (122.2)...selected to the Midwest League All-Star West Squad, but did not pitch in the game...ranked among Cardinals minor league leaders in ERA (9th, 3.67), strikeouts (T9th, 104), innings pitched (T10th), and opponent BA (8th, .258)...**2013:** Played for State College (A) in his 1st pro season and earned 1st win on 8/21 vs. Williamsport...made one start in the NY-Penn League playoffs (ND, 6.0 IP, 1 R-0 ER).

PERSONAL/AMATEUR: Arturo Abram Reyes...he and wife Cassandra reside in Warden, Wash., with their daughter, Paisley...graduated from Warden High School...played collegiate baseball at Columbia Basin Community College before transferring to Gonzaga University, where he was a teammate of Mariners pitcher Marco Gonzales...was 6-3 with a 3.79 ERA and 3 saves in 20 G/59.1 IP during his senior season...has a brother, Jorge, who was a member of the Oregon State University National Champion squad in 2007 and pitched in the Padres and Braves organizations (2009-15)...Nashville manager Darwin Barney was also on that 2007 Beavers squad.


REYES CONTINUED

CAREER RECORD

YEAR	CLUB	W-L	ERA	G	GS	CG	SHO	SV	IP	H	R	ER	HR	HB	BB-I	SO	WP	BK	AVG
2013	State College—1	1-2	2.08	10	7	0	0	0	43.1	37	13	10	3	2	15-0	25	1	0	.234
2014	Peoria	6-8	3.67	23	22	0	0	0	122.2	123	55	50	8	5	34-1	104	8	0	.258
2015	Palm Beach	1-1	2.45	3	3	0	0	0	14.2	19	4	4	0	0	6-0	8	3	0	.333
	Springfield	7-7	2.64	17	17	0	0	0	99.0	98	38	29	2	5	28-0	80	5	1	.255
	Memphis	1-3	7.82	5	5	0	0	0	25.1	36	22	2	2	3	16-2	17	5	0	.340
2016	Memphis	9-4	4.17	19	19	0	0	0	101.1	97	53	47	12	1	36-0	77	3	0	.255
	GCL Cardinals	0-1	4.26	2	2	0	0	0	6.1	8	4	3	0	0	1-0	5	0	0	.320
2017	Memphis	5-5	4.41	22	6	1	0	1	63.1	63	34	31	5	4	17-1	41	1	3	.259
	GCL Cardinals	0-1	2.25	4	1	0	0	0	4.0	3	1	1	0	1	0-0	4	0	0	.200
	Palm Beach	1-0	0.00	1	0	0	0	0	2.0	0	0	0	0	0	1-0	1	0	0	.000
2018	Memphis—2	2-2	6.68	23	0	0	0	0	33.2	47	26	25	5	1	17-1	35	2	0	.331
2019	Montgomery—3	4-1	3.00	5	4	0	0	0	30.0	20	10	10	2	1	4-0	23	2	0	.183
	Durham—4	7-6	4.82	23	19	0	0	0	106.1	112	71	57	19	7	43-1	89	5	1	.266
MINOR TOTALS		44-41	3.99	157	105	1	0	1	652.0	663	331	289	58	30	218-6	509	35	5	.263

* Led league # Tied for league lead

- 1- Selected by St. Louis in the 40th round of the 2013 June draft.
- 2- Released by St. Louis on July 14, 2018.
- 3- Signed by Tampa Bay as a minor league free agent on Feb. 4, 2019.
- 4- Signed by Texas as a minor league free agent on Dec. 16, 2019.



YADIEL RIVERA

R
BATS

R
THROWS

6'3"
HEIGHT

190
lbs
WEIGHT

27
OPENING DAY AGE

BORN • May 2, 1992 in Caguas, Puerto Rico

RESIDES • Caguas, Puerto Rico

ACQUIRED • Signed as a minor league free agent on Jan. 10, 2020

CONTRACT STATUS • Signed through 2020

SERVICE TIME • 1.161 **OPTIONS USED** • 3/3

NON-ROSTER INVITEE

CAREER: The 27-year-old Rivera has seen MLB action in each of the last five seasons, and is with an American League club for the first time after signing a minor league contract with the Rangers on January 10...spent the bulk of last season with Triple-A New Orleans in the Miami Marlins system...has made starts in both the Majors and minor leagues at every position except pitcher and catcher, including at least 13 MLB starts at each of third base, shortstop, and second base...the Puerto Rico native has appeared in the Majors with Milwaukee (2015-17) and Miami (2018-19), compiling a career .178 batting average...first name is pronounced YAH-dee-el.

2019: Appeared in 34 games for the Marlins last season, spending the bulk of the campaign at New Orleans (AAA)...lone stint with Marlins was 6/14-8/5, most of which came with Martin Prado on the injured list, as he made 12 total starts at 3B (5), SS (3), 1B (2), 3B (1), and CF (1)...was 2-for-8 with a 2B, RBI, and 4 BB as a pinch-hitter...final 25 G with Miami: .250 BA (10-40) and .648 OPS...contract selected from NO on 6/14 and he was designated for assignment on 8/6, then assigned outright to NO on 8/8...last ML game was 8/5 (G1) at NYM as PR-SS...at New Orleans, batted .293/.310/.477/.786 with a career-high 14 HR and 46 RBI over 82 contests...ranked among Baby Cakes team leaders in hits (4th, 88), SB (4th, 15), RBI (5th), and HR (6th) despite the lengthy MLB stint...at time of his promotion, had a .318 BA and .849 OPS over 61 G in the PCL...went 7-for-12 with 5 HR and 8 RBI over 3 G from 5/16-19 at Iowa...batted .221 (17-77) in final 21 G after being outrighted in August...played 31 G with Manati in Puerto Rican Winter League.

2018: Posted MLB career bests in most major categories, including games (111), at-bats (139), runs (13), hits (24), and RBI (9)...made Opening Day roster for the 2nd time in his career and spent entire season in Majors with Miami...recorded 1st career walk-off hit and RBI on 5/1 vs. PHI, a pinch single in the 10th inning...also had walk-off single on 7/2 vs. TB...1st career SB on 6/11 vs. SF and lone career HR came on 7/7 at WAS off Max Scherzer...assigned outright to New Orleans on 12/10...played for Mayaguez and Caguas in Puerto Rican Winter League...**2017:** Promoted to Milwaukee from 7/6-17, but appeared in just one game, going 0-for-2 on 7/6 at CHC as a reserve...spent rest of season at Colorado Springs...on 7-day DL from 6/26-7/5 with left foot contusion, including 4-G rehab assignment at AZL Brewers...**2016:** Had 4 stints with MIL and made an Opening Day roster for 1st time: Opening Day-5/11, 6/21-22, 7/8-16, and 9/4-end of season...played 35 G in Majors with 16 starts: 8 at 2B, 4 at SS, 4 at 3B...1st career RBI on 5/2 vs. LAA...at Colo. Springs, hit safely in 14 of 1st 17 G at .311 (22-74)...played for Mayaguez in Puerto Rican Winter League, and was also on his country's team for Caribbean World Series...**2015:** Combined to bat .253/.298/.331/.629 with 2 HR and 44 RBI in 133 G for Biloxi (AA) and Colo. Springs...recalled by MIL on 9/22 and made MLB debut that night at Wrigley Field, coming off bench to play 3rd base...1st career hit on 9/24 at STL, single off Michael Wacha...played for Surprise in Arizona Fall League, slashing .315/.405/.425/.829 in 21 G, and was named to AFL Top Prospects Team while winning Dernel Stenson Sportsmanship Award...played for Santurce in Puerto Rico Winter League, and also played for his country in the

RIVERA CONTINUED

FRONT OFFICE

COACHES

RIVERA

2019 REVIEW

OPPONENTS

RECORDS

DEVELOPMENT

MEDIA

Caribbean World Series...**2014**: Combined for a .258 BA and .683 OPS with 5 HR and 30 RBI in 124 G with Brevard County (A) and Huntsville (AA)...made Double-A debut on 6/24...**2013**: Posted career-high 13 SB for Brevard County...**2012**: Selected as Midwest League All-Star at Wisconsin (A)...hit .375 (33-88) over final 23 G...**2011**: Combined for .236 BA in 106 G with Wisconsin and Helena Brewers (Rookie)...assigned to Helena on 6/14 for remainder of campaign and earned Pioneer League

postseason All-Star honors...hit for cycle on 7/18 at Casper: 5-5, 5 R, 2 2B, 3B, HR, 4 RBI, BB...that effort was part of 17-G hit streak from 7/2-19 (.392, 29-74)...**2010**: Hit safely in 9 of 1st 11 G in pro debut with AZL Brewers.

PERSONAL: Yadiel Rivera...graduated from Maneula Toro High School in Puerto Rico...signed by MIL scouts Charlie Sullivan and Manolo Hernandez.

CAREER RECORD

YEAR	CLUB	AVG	G	AB	R	H	TB	2B	3B	HR	RBI	SH	SF	BB-1	SO	SB	CS	HP	GDP	OBP	SLG
2010	AZL Brewers—1	.209	49	206	22	43	53	8	1	0	23	0	2	9-0	72	6	2	1	8	.243	.257
2011	Wisconsin Helena	.194 .248	32 74	103 330	6 47	20 82	27 134	2 14	1 7	5 8	4 38	0 2	0	4-0 14-0	34 91	0 7	0 3	0 3	0 7	.224	.406
2012	Wisconsin	.247	127	465	61	115	187	26	5	12	49	6	5	26-0	119	7	3	4	12	.290	.402
2013	Brevard County	.241	129	478	51	115	150	16	2	5	37	4	1	32-0	80	13	8	9	8	.300	.314
2014	Brevard County Huntsville	.255 .262	66 58	231 183	35 31	59 48	80 75	8 9	2 6	2 2	13 2	1	2	16-0 10-1	50 36	5 5	2 1	4 2	6 4	.312	.346
2015	Biloxi Colorado Springs Milwaukee	.277 .238 .071	52 81 7	184 290 14	23 32 0	51 69 1	69 88 1	9 8 0	3 4 0	1 1 0	16 8 0	5 1 0	0	17-0 2-2 0-0	30 53 4	8 3 0	7 4 0	2 12 0	4 266	.345	.303
2016	Milwaukee Colorado Springs	.212 .227	35 83	66 304	12 38	14 69	18 98	4 7	0 8	0 2	0 41	3 2	0	2-0 10-0	20 78	4 4	0 3	6 6	4 3	.235	.273
2017	Colorado Springs AZL Brewers Milwaukee—2	.218 .381 .000	107 4 1	376 21 2	45 7 0	82 8 0	118 15 0	15 0 0	3 0 0	5 0 0	43 0 0	3 0 0	0	30-2 0-0 0-0	104 2 0	5 2 1	2 0 0	4 0 0	12 0 0	.282	.314
2018	Miami	.173	111	139	13	24	30	3	0	1	9	0	2	19-3	51	2	1	0	3	.269	.216
2019	New Orleans Miami—3	.293 .183	82 34	300 60	38 8	88 11	143 2	11 0	1	14	46	2	2	6-0 6-0	81 20	15 2	6 10	2 0	8	.248	.221
MAJOR TOTALS		.178	188	281	33	50	62	9	0	1	15	4	2	27-3	96	4	1	0	8	.289	.355
MINOR TOTALS		.245	944	3471	436	849	1233	133	43	55	361	33	19	184-3	830	79	43	38	96	.289	.355

* Led league # Tied for league lead

- 1- Selected by Milwaukee in the 9th round of the 2010 June draft...signed by Charlie Sullivan and Manolo Hernandez.
- 2- Signed by Miami as a minor league free agent on Nov. 27, 2017.
- 3- Signed by Texas as a minor league free agent on Jan. 10, 2020.

CAREER FIELDING

3B	PCT	G	PO	A	E	TC	DP
2015	1.000	1	2	0	0	2	0
2016	.833	15	5	10	3	18	2
2017	---	1	0	0	0	0	0
2018	1.000	29	11	39	0	50	4
2019	.923	8	2	10	1	13	1
Totals	.952	54	20	59	4	83	7

SS	PCT	G	PO	A	E	TC	DP
2015	1.000	2	5	8	0	13	3
2016	1.000	5	7	11	0	18	2
2018	.925	28	16	33	4	53	8
2019	.833	8	2	3	1	6	0
Totals	.944	43	30	55	5	90	13

2B	PCT	G	PO	A	E	TC	DP
2015	.938	4	5	10	1	16	5
2016	.962	13	21	29	2	52	7
2018	1.000	11	6	11	0	17	4
2019	1.000	2	3	0	0	3	0
Totals	.966	30	35	50	3	88	16

OF	PCT	G	PO	A	E	TC	DP
2018	1.000	9	9	0	0	9	0
2019	1.000	4	6	1	0	7	0
Totals	1.000	13	15	1	0	16	0

1B	PCT	G	PO	A	E	TC	DP
2018	1.000	5	4	0	0	4	1
2019	1.000	4	22	4	0	26	3
Totals	1.000	9	26	4	0	30	4

CAREER HIGHS

- Hits: 2**, 6x, last July 16, 2019 vs. SD
- Runs: 2**, 4x, last July 16, 2019 vs. SD
- Doubles: 1**, 9x, last July 7, 2019 at ATL
- Home Runs: 1**, July 7, 2018 at WAS
- RBI: 2**, 2x, last July 6, 2019 at ATL
- Walks: 3**, June 8, 2018 vs. SD
- Stolen Bases: 1**, 4x, last July 18, 2019 vs. SD
- Hitting Streak: 3**, 5x, last July 6-16, 2019



JOELY RODRÍGUEZ

L BATS **L** THROWS
6'11" **200** lbs
 HEIGHT WEIGHT
28
 OPENING DAY AGE

BORN • Nov. 14, 1991 in Santo Domingo, Dominican Republic
RESIDES • Santo Domingo, Dominican Republic
ACQUIRED • Signed as a free agent on Dec. 16, 2019
CONTRACT STATUS • Signed through 2021 (2022 club option)
SERVICE TIME • 0.096 **OPTIONS USED** • 3/3

CAREER: The 28-year-old Rodríguez will return to Major League Baseball in 2020 after signing a 2-year free agent contract with an option for 2022 on 12/16/19...was 3-7 with a 1.85 ERA over 90 relief appearances with the Chunichi Dragons of Japan's Nippon Professional Baseball in 2018-19...during that time, averaged 10.6 strikeouts and 2.9 walks per 9.0 innings while limiting opponents to a .203/.277/.260/.537 slash line...posted a 1.64 ERA and 41 saves in 64 games with the Dragons in 2019...has pitched in the PIT, PHI, and BAL organizations in addition to a brief stint with the Rangers' Round Rock affiliate in 2017...made 38 relief appearances with the Phillies in 2016-17 in only big league action to date...originally signed by PIT in 2009, the Dominican Republic native owns a career 43-44 record and 4.34 ERA over 238 games/105 starts across 10 minor league seasons...worked as a starter early in his career, but has appeared exclusively in relief since 2016

2019: Served in a setup relief role in only full season with Chunichi...his 1.64 ERA (11 ER/60.1 IP) was lowest among all NPB pitchers with at least 60.0 IP and also ranked among NPB leaders in strikeouts per 9.0 IP (3rd, 11.49), strikeout to walk ratio (3rd, 5.50), and opponent batting average (4th, .194)...led the Central League with 41 holds (2nd overall in NPB) and was among the CL leaders in appearances (8th, 64) and relief innings (10th, 60.1)...issued runs in 10 of 64 games and permitted just 3 home runs.

Had a 0.79 ERA (3 ER/34.1 IP) over his last 37 outings beginning 6/11, allowing runs just 3 times...pitched 14.1 scoreless innings in his final 15 appearances starting 8/11...opponent splits: .153/.209/.176 vs. LHB and .221/.282/.313 vs. RHB...was 2-0, 0.61 (2 ER/29.1 IP) in 30 home games...earned only save, 8/11 at Yokohama as Chunichi had 3 relievers with at least 8 saves: Hiroshi Suzuki (14), Toshiya Okada (13), and Raidel Martinez (8)...did not pitch more than 1.0 IP all season.

2018: Was signed by BAL to a minor league contract on 11/28/17 and invited to Orioles MLB spring training camp...was 5-3, 4.56 in 33 games/1 start at Norfolk (AAA) with 52 strikeouts in 49.1 IP...lone start was a ND on 6/26 vs. Gwinnett...was released on 7/17 in order to sign with Chunichi Dragons...joined Chunichi on 7/29 and was 0-3, 2.30 with 9 holds in 26 relief appearances the rest of the season...posted a 0.87 ERA (2 ER/20.2 IP) in his final 17 games beginning 9/2...allowed runs 8 times.

2017: Opened the season in PHI bullpen...did not allow a run in 9 consecutive appearances (8.0 IP), 4/16-5/1 but had a 7.90 ERA (12 ER/13.2 IP) in next 13 games and was designated for assignment on 6/8...last MLB appearance was 6/7/17 at ATL (0 ER/0.2 IP)...earned only MLB win, 4/23 vs. ATL...worked career-high 2.2 IP, 5/4 at CHI...was traded to TEX on 6/13 and made 22 relief appearances with Round Rock (AAA)...was designated for assignment on 9/1 and assigned outright on 9/7...was 1-1, 0.82 in 17 games for the Gigantes del Cibao in the Dominican Winter League...**2016:** Combined to go 7-0, 2.35 with 5 saves in 53 appearances with Reading (AA), Clearwater (High-A), and Lehigh Valley (AAA)...did not allow an earned run over 11-straight games (17.0 IP) with Reading, 5/23-6/16...was selected by PHI on 9/10 and made MLB debut the next day at WAS (0 ER/0.1 IP)...allowed just one hit to 18 batters faced over 7 scoreless appearances (5.1 IP) to begin MLB career, 9/11-22...issued runs in just 2 of 12 games with the Phillies...**2015:** Was 7-10, 6.12 in 32 games/21 starts with Lehigh Valley and Reading...made 13 Triple-A starts to begin year before being assigned to Reading on 6/16...**2014:** Was 6-8, 4.75 ERA in 21 starts and 0-3, 5.40 ERA in 9 relief appearances at Altoona (AA) in final season in PIT organization...finished among the Arizona Fall League leaders in wins (T1st, 3), ERA (3rd, 2.38), and strikeouts (7th, 22) for Scottsdale...was selected to the AFL All-Prospect Team...was named AFL Pitcher of the Week on 10/28...**2013:** Combined to go 9-8, 2.70 in 26 starts with West Virginia (Low-A) and Bradenton (High-A)...set career pro highs for wins, innings (140), and strikeouts (101)...won 4 of 6 starts with 0.76 ERA, 4/25-5/25...was promoted to Bradenton on 6/17...**2012:** Tied for first in games started (14) and was 2nd in innings (64.0) at State College (Short Season-A)...had a 12.0 inning scoreless streak, 6/24-7/11...**2011:** Opened season in PIT's extended spring program...made just 2 appearances for State College, last on 6/21, before being sidelined the remainder of the season due to a left elbow stress reaction and an appendicitis...**2010:** Was 2-2, 4.21 in 14 games/9 starts between Gulf Coast Pirates (Rookie) and State College...earned first professional save, 6/24 vs. GCL Phillies...**2009:** Made 12 starts the Dominican Summer League Pirates to begin his pro career...allowed one ER over a 17.1 IP span, 7/10-22.

PERSONAL/AMATEUR BACKGROUND: Joely (joh-EH-lee) Rodriguez Sanchez...attended Colegio Maternal Lyly High School in his native Santo Domingo, DR...was signed by PIT scouts René Gayo and Ellis Peña as a non-drafted free agent on 3/31/09...hobbies: playing basketball and going to the beach.

FRONT OFFICE

COACHES

RODRÍGUEZ

2019 REVIEW

OPPONENTS

RECORDS

DEVELOPMENT

MEDIA

RODRÍGUEZ CONTINUED

FRONT OFFICE

COACHES

RODRÍGUEZ

2019 REVIEW

OPPONENTS

RECORDS

DEVELOPMENT

MEDIA

CAREER RECORD

YEAR	CLUB	W-L	ERA	G	GS	CG	SHO	SV	IP	H	R	ER	HR	HB	BB-1	SO	WP	BK	AVG
2009	DSL Pirates—1	2-5	4.60	12	12	0	0	0	47.0	53	29	24	1	1	24-0	24	5	0	.291
2010	GCL Pirates	2-2	3.99	12	9	0	0	1	47.1	44	25	21	10	0	7-0	26	2	0	.240
	State College	0-0	6.75	2	0	0	0	0	4.0	6	4	3	0	0	2-0	2	1	0	.333
2011	State College	0-1	5.40	2	1	0	0	0	5.0	12	5	3	0	0	1-0	3	1	0	.444
2012	State College	3-4	4.50	14	14	0	0	0	64.0	74	37	32	2	1	15-0	32	6	0	.298
2013	West Virginia	5-5	2.72	14	14	0	0	0	72.2	79	36	22	4	4	20-0	57	6	0	.280
	Bradenton	4-3	2.67	12	12	0	0	0	67.1	63	24	20	4	0	19-0	44	4	0	.251
2014	Altoona—2	6-11	4.84	30	21	2	0	1	134.0	151	80	72	10	1	43-1	73	6	1	.289
2015	Lehigh Valley	2-6	6.32	13	13	1	0	0	68.1	89	48	48	3	1	37-2	33	4	1	.321
	Reading	5-4	5.90	19	8	0	0	0	61.0	73	41	40	8	0	20-0	41	7	1	.302
2016	Reading	7-0	2.57	33	0	0	0	2	49.0	46	18	14	3	0	16-1	41	5	0	.260
	Clearwater	0-0	0.00	7	0	0	0	3	8.1	3	0	0	0	0	1-0	10	0	0	.107
	Lehigh Valley	0-0	2.79	13	0	0	0	0	19.1	16	6	6	0	0	6-0	18	0	0	.232
	Philadelphia	0-0	2.79	12	0	0	0	0	9.2	8	3	3	0	1	4-1	7	0	0	.235
2017	Philadelphia	1-2	6.33	26	0	0	0	0	27.0	37	26	19	4	4	15-3	18	0	1	.325
	Round Rock—3, 4	2-0	6.33	22	0	0	0	0	27.0	31	20	19	6	2	18-0	21	5	1	.292
2018	Norfolk—5	5-3	4.56	33	1	0	0	2	49.1	49	28	25	1	3	18-0	52	4	0	.250
	Chunichi—6	0-3	2.30	26	0	0	0	1	27.1	22	9	7	1	1	14-1	26	1	0	---
2019	Chunichi—7	3-4	1.64	64	0	0	0	1	60.1	42	13	11	3	3	14-2	77	4	0	---
MAJOR TOTALS		1-2	5.40	38	0	0	0	0	36.2	45	29	22	4	5	19-4	25	0	1	.304
MINOR TOTALS		43-44	4.34	238	105	3	0	9	723.2	789	401	349	52	13	247-4	477	56	4	.281
JAPAN TOTALS		3-7	1.85	90	0	0	0	2	87.2	64	22	18	4	4	28-3	103	5	0	---

* Led league # Tied for league lead

- 1- Signed by Pittsburgh as a non-drafted free agent on March 31, 2009...signed by Rene Gayo and Ellis Pena.
- 2- Acquired by Philadelphia from Pittsburgh in exchange for LHP Antonio Bastardo on Dec. 10, 2014.
- 3- Acquired by Texas from Philadelphia in exchange for a player to be named later or cash on June 13, 2017.
- 4- Signed by Baltimore as a minor league free agent on Nov. 28, 2017.
- 5- Released by Baltimore on July 17, 2018.
- 6- Signed by the Chunichi Dragons of Nippon Professional Baseball on July 25, 2018.
- 7- Signed by Texas as a free agent on Dec. 16, 2019.

CAREER FIELDING

P	PCT	G	PO	A	E	TC	DP
Totals	.889	38	2	6	1	9	1

CAREER HIGHS

Innings: 2.2, May 4, 2017 at CHC
Strikeouts: 3, 2x, last April 20, 2017 at NYM
Walks: 4, May 4, 2017 at CHC



Danny Santana receives his 2019 Rangers Player of the Year Award from radio announcer Eric Nadel at ceremonies on January 24, 2020 in Arlington.



DANNY SANTANA

S BATS
R THROWS

5'11" HEIGHT
195^{lbs} WEIGHT

29 OPENING DAY AGE

BORN • Nov. 7, 1990 in Monte Plata, Dominican Republic

RESIDES • Santo Domingo, Dominican Republic

ACQUIRED • Signed as a minor league free agent on Jan. 9, 2019

CONTRACT STATUS • Signed through 2020

SERVICE TIME • 4.140 **OPTIONS USED** • 3/3

OF #38

CAREER: The 29-year-old Santana enjoyed a breakout 2019 season that garnered him Texas Rangers Player of the Year honors by the DFW chapter of the BBWAA...in his first year with the club, he posted a team-best .283 batting average with career highs in HR (28) and RBI (81) while producing the first 20 HR/20 SB season by a Ranger since Elvis Andrus in 2017...the versatile Santana started at every position except pitcher and catcher, the first player in Washington/Texas franchise history to do so...he has seen Major League action in each of the last 6 seasons, batting .264 with 41 home runs and 181 RBI in 494 games with Minnesota (2014-17), Atlanta (2017-18), and Texas (2019)...originally signed by Minnesota as a non-drafted free agent in Dec. 2007 out of the Dominican Republic, Santana made his Major League debut with the Twins at age 23 in 2014 and was selected as the club's Rookie of the Year while finishing seventh in American League Rookie of the Year voting.

WHAT A YEAR: Established career highs in nearly every category, qualifying for league leader status for the 1st time...his career-high 28 HR and 81 RBI ranked 2nd on the club to Rougned Odor in both categories, and he also ranked T2nd among Rangers with 57 XBH and 81 R...his team-best .283 batting average ranked 24th among A.L. qualifiers...finished 10th in the A.L. with 21 SB, 3rd-most on the club to Elvis Andrus (31) and Delino DeShields (24)...was one of 5 A.L. players with a 20/20 season in 2019, the 10th player in team history to pull the trick (13th instance) and 1st to do it since Andrus in 2017.

HOME RUNS: His career-high 28 HR were 2nd among Rangers (Odor-30) and T6th-most among MLB switch-hitters in MLB (see chart)...it was the 7th-highest HR total by a switch-hitter in Texas history, most since Mark Teixeira (33 HR) in 2006...hit team-high 19 HR after the All-Star break, T8th-most in the A.L...posted 1st 2 career multi-HR games on 7/17 vs. ARI and 8/17 vs. MIN...in the latter tilt, became the 4th player (5th instance) of a Texas batter homering in each of the first 2 innings of a game, joining Ian Kinsler (2x, 4/25/09 at BAL and 6/16/09 vs. HOU), Mark Teixeira (6/18/05 vs. WSH), and Carl Everett (8/1/02 vs. BOS).

MOST HOME RUNS BY SWITCH HITTERS, MLB IN 2019

NO.	BATTER	CLUB
37	Josh Bell	PIT
35	Eduardo Escobar	ARI
34	Carlos Santana	CLE
32	Francisco Lindor	CLE
32	Ketel Marte	ARI
28	Yasmani Grandal	MIL
28	Danny Santana	TEX

Hit grand slams 7/25 at OAK (batting right-handed) and 9/26 vs. BOS (batting left-handed), becoming 1st Ranger ever to hit a grand slam from both sides of the plate in a single season...his 2 pinch HR tied for A.L. lead with 5 others, 1st Ranger with multiple pinch HR in a season since David Dellucci (2) in 2005.

FIELDING: Made 112 total starts at 1B (42), CF (22), 2B (15), RF (10), LF (8), 3B (8), SS (6), DH (1)...joined just 6 other players to appear at each of those 7 positions in 2019: LAD's Kike Hernandez, OAK's Chad Pinder, SEA's Dylan Moore, DET's Niko Goodrum and Harold Castro, and PHI's Sean Rodriguez...only other player in Washington/Texas franchise history to appear at all 7 positions in a season was Scott Sheldon in 2000, as Santana is the only such player to start at all 7 spots...had the highest single-season HR total of any player in baseball history who appeared at every infield (1B-2B-3B-SS) and outfield (LF-CF-RF) position during the campaign (credit baseball reference.com)...previous high for such a player was 27 HR by Ben Zobrist with 2009 Rays...start at 1B on 4/26 at SEA marked his 1st professional appearance at the position...started at 4 different positions during series 7/25-28 at OAK (LF-SS-CF-1B)...according to Elias Sports Bureau, Santana was the 1st Ranger to ever make starts at 4 different positions (excluding DH) in a 4-G series.

SUMMARY: Began season with Nashville (AAA) before contract was selected from Nashville on 4/13 when Rougned Odor went on the injured list...batted .355 (22-62) in 1st 16 G, then hit .244 (22-90) over next 30 G...rebounded to hit .376 (50-133) over next 35 G from 6/15-8/2 before finishing season with a .212 BA (40-189) over final 49 G...led the Rangers in 3+ hit games (13) and 4+ hit games (3), finishing 3rd in multi-hit games (38)...batted .286 (94-329) with 19 HR/54 RBI as LHB and .276 (40-145) with 9 HR/27 RBI as RHB...had career-high 6 RBI on 7/25 at OAK, tying club's single-game high in 2019 and marking the highest single-game RBI total by a Ranger in a road contest since 5/8/12 at BAL (Josh Hamilton: 8 RBI in his 4-HR game)...reached safely in 6 of 12 PA's as a pinch-hitter, going 3-for-9 with 2 HR, a 3B, 5 RBI, 2 BB, and a HBP...was unanimous selection as Rangers July Player of Month...batted .391/.411/.747/1.158 (34-87), setting career monthly highs in RBI (21) and XBH (15).

2018: Spent majority of season at Gwinnett (AAA), making starts in CF (44), 2B (14), CF (9), and RF (8)...led the club in stolen bases (12), tied for 1st in home runs (16), and ranked 4th in doubles (20) and total bases (160)...batted .299 (53-177) with 10 homers and 24 RBI in 44 games in May and June...had a season best 10-game hitting streak, 6/14-7/27...was selected as the International League Player of the Week for week ending 5/27...was on the Gwinnett DL, 4/23-30 and 8/26-9/18...was purchased by ATL on 6/22 and made 4 starts in LF...went 2-for-3 in 1st game on 6/22 vs. BAL before going 3-for-25 in final 14 contests...was designated for assignment on

SANTANA CONTINUED

FRONT OFFICE

COACHES

SANTANA

2019 REVIEW

OPPONENTS

RECORDS

DEVELOPMENT

MEDIA

7/19 and outrighted to Gwinnett on 7/22...played for Aguilas in Dominican Winter League, hitting .196 with 3 homers and 14 RBI in 26 games...**2017**: Opened the year with MIN, making starts in LF (4) and RF (2)...was batting .200 (5-25) in 13 games with the Twins when designated for assignment on 5/5...was traded to ATL on 5/8...spent the rest of the year with the Braves with starts in LF (16), RF (3), 3B (3), CF (2), and 2B (1)...was 7-for-32 (.219) with 4 XBH and 10 RBI as a pinch hitter, including 1st career pinch homer, 6/19 vs. SF...of 29 total hits with ATL, 14 went for extra bases...was on DL twice, 7/7-17 (left calf infection) and 8/18-remainder of year (left quadriceps strain)...played for Gwinnett on rehab assignment during both DL stints...was transferred to the 60-day disabled list on 9/5...played for Aguilas in Dominican winter league...**2016**: Saw action in just 75 games with the Twins due to injuries that required 3 stints on the disabled list...made starts in CF (39), LF (15), RF (5) and at SS (2) and 3B (1)...hit .265 (49-185) as a lefthanded batter and .146 (7-48) from the right side...was on DL from 4/9-25 with right hamstring strain, including 3-game rehab stint at Fort Myers (High-A)...returned to DL with left hamstring strain on 5/30 and was activated on 6/17...was sidelined for the season with a sprained AC joint in left shoulder on 8/28 and was transferred to the 60-day DL on 9/6...**2015**: Started 65 games at SS and 3 in CF over 3 stints with MIN...began season as Twins' starting shortstop but batted just .218 in 49 games before being optioned to Rochester (AAA) on 6/7...was hitting .308 in 15 games for the Red Wings before being recalled 6/26...had a .217 average in 24 games for the Twins and was optioned back to Rochester on 7/31...joined MIN for rest of year on 9/1 and went 2-for-13 in 17 games.

2014: Named Twins Rookie of the Year and earned spot on *Baseball America's* Major League All-Rookie Team...finished 7th in A.L. Rookie of the Year balloting...led Twins in triples (7), was 2nd in steals (20), and posted the highest batting average (.319)

among players with more than 100 at bats...made ML debut as pinch-runner on 5/5 at CLE...singled off Cody Allen in that game for 1st hit...connected for 1st homer off HOU's Tony Sipp on 6/6...was on DL from 6/27-7/18 with bruised left knee...upon return hit .314 (85-271) in final 64 games...led all ML rookies after the All-Star break in runs (51), hits (85) and doubles (17), ranked 2nd in triples (7), 3rd in batting average (.314), and T5th in RBI (24)...named A.L. Co-Player of the Week with teammate Trevor Plouffe for week ending 8/24...had an MLB best and MIN club record .412 average in day games...**2013**: Was 2nd in the Eastern League in triples (10) and 3rd in stolen bases (30) at New Britain (AA)...played in EL All-Star Game...was named as shortstop on league's postseason All-Star team and as a utility player on the MiLB.com Twins organizational All-Star squad...was MIN minor league player of the week for week ending 8/23 after hitting .429 in 7 games...**2012**: Tied for 3rd in triples (9) in the Florida State League for Fort Myers (High-A)...made starts at SS (85), 2B (32), and CF (2)...played in FSL All-Star Game...named as shortstop on the MiLB.com Twins organizational All-Star team...was ranked as the 9th best prospect in the MIN organization by *Baseball America* entering both the 2013 and 2014 seasons...**2011**: Started at SS (77), CF (13), and 2B (9) at Beloit (Low-A)...**2010**: Combined for a .252 (68-270) average in 70 games at Elizabethton (Rookie) and Beloit...hit safely in 25 of 30 games at Elizabethton to earn promotion to Beloit on 8/10...**2009**: Tied for 3rd in Gulf Coast League in triples (5) at GCL Twins (Rookie)...also led team in at bats (170), runs (30), RBI (25), and steals (12)...**2008**: Was 2nd in the Dominican Summer League in triples (10) in 1st pro season with DSL Twins.

PERSONAL: Daniel Ernesto Santana...he and his wife, Johanny have 2 daughters, Jazlin Daniella and Amber...was signed by the Twins at age 17 in Dec. 2007 by Fred Guerrero...participated in the 2020 Comerica Peek at the Park event.

CAREER RECORD

YEAR	CLUB	AVG	G	AB	R	H	TB	2B	3B	HR	RBI	SH	SF	BB-I	SO	SB	CS	HP	GIDP	OBP	SLG
2008	DSL Twins—1	.274	51	190	37	52	81	6	10	1	27	3	4	20-0	38	15	4	2	3	.343	.426
2009	GCL Twins	.265	44	170	30	45	71	7	5	3	25	3	2	8-0	27	12	1	2	2	.302	.418
2010	Beloit	.238	40	130	14	31	41	4	3	0	11	2	2	7-0	40	10	4	3	2	.289	.315
	Elizabethton	.264	30	140	23	37	59	8	1	4	16	0	0	3-0	30	5	4	1	0	.285	.421
2011	Beloit	.247	104	365	55	90	136	15	5	7	41	10	5	25-0	98	24	15	4	6	.298	.373
2012	Fort Myers	.286	121	507	70	145	208	21	9	8	60	3	3	29-2	77	17	11	5	4	.329	.410
2013	New Britain	.297	131	539	66	160	208	22	10	2	45	11	5	24-1	94	30	13	8	8	.333	.386
2014	Rochester	.268	24	97	15	26	37	7	2	0	7	2	0	6-0	28	4	1	0	1	.311	.381
	Minnesota—2	.319	101	405	70	129	191	27	7	7	40	2	1	19-0	98	20	4	3	3	.353	.472
	Fort Myers	.000	3	11	0	0	0	0	0	0	0	0	0	1-0	3	1	0	0	0	.083	.000
2015	Minnesota	.215	91	261	30	56	76	10	5	0	21	7	0	6-1	68	8	4	3	7	.241	.291
	Rochester	.322	35	152	24	49	76	10	4	3	15	1	2	7-0	25	6	3	0	3	.348	.500
2016	Minnesota—3, 4, 5, 240	.75	233	29	56	76	10	2	2	14	1	1	12-0	55	12	9	1	1	1	.279	.326
	Fort Myers	.200	3	10	2	2	5	0	0	1	1	0	0	0-0	2	1	0	0	0	.200	.500
	Rochester	.364	3	11	3	4	4	0	0	0	0	0	0	0-0	2	1	0	0	1	.364	.364
2017	Minnesota	.200	13	25	3	5	9	1	0	1	1	0	0	1-0	8	1	0	0	1	.231	.360
	Atlanta—6, 7, 8	.203	69	143	16	29	51	9	2	3	22	1	0	7-1	33	6	0	1	2	.245	.357
	Gwinnett	.500	5	18	4	9	10	1	0	0	4	0	0	1-0	3	2	0	0	0	.526	.556
2018	Gwinnett—9	.264	82	322	57	85	160	21	3	16	40	2	3	15-0	80	12	5	0	6	.294	.497
	Atlanta	.179	15	28	4	5	8	3	0	0	2	0	0	3-0	11	1	1	1	0	.281	.286
2019	Nashville—10	.343	9	35	4	12	18	4	1	0	6	0	0	4-0	10	1	1	1	1	.425	.514
	Texas	.283	130	474	81	134	253	23	6	28	81	0	5	25-2	151	21	6	6	8	.324	.534
MAJOR TOTALS		.264	494	1569	233	414	664	83	22	41	181	11	7	73-4	424	69	24	15	22	.302	.423
MINOR TOTALS		.277	685	2697	404	747	1114	126	53	45	298	37	26	150-3	557	141	62	26	37	.318	.413

* Led league # Tied for league lead

SANTANA CONTINUED

- 1- Signed by Minnesota as a non-drafted free agent on Dec. 6, 2007...signed by Fred Guerrero.
- 2- On disabled list, June 27-July 18, 2014, with left knee bone bruise...included rehab assignment with Fort Myers.
- 3- On disabled list, April 10-25, 2016, with right hamstring strain...included rehab assignment with Fort Myers.
- 4- On disabled list, May 31-June 17, 2016, with left hamstring strain...included rehab assignment with Rochester.
- 5- On disabled list, Aug. 29, 2016-end of season, with left shoulder sprain.
- 6- Acquired by Atlanta from Minnesota in exchange for LHP Kevin Chapman and cash considerations on May 8, 2017.
- 7- On disabled list, July 7-16, 2017, with left calf infection.
- 8- On disabled list, Aug. 18, 2017-end of season, with left quadriceps strain.
- 9- Signed by Atlanta as a minor league free agent on Dec. 20, 2017.
- 10- Signed by Texas as a minor league free agent on Jan. 9, 2019.

CAREER FIELDING

OF	PCT	G	PO	A	E	TC	DP
2014	.977	69	167	5	4	176	0
2015	1.000	5	8	0	0	8	0
2016	.979	61	136	2	3	141	1
2017	.975	48	74	3	2	79	0
2018	1.000	9	13	0	0	13	0
2019	.969	51	92	2	3	97	0
Totals	.977	243	490	12	12	514	1

SS	PCT	G	PO	A	E	TC	DP
2014	.983	34	53	65	2	120	15
2015	.946	66	92	191	16	299	47
2016	1.000	3	6	8	0	14	1
2019	.917	9	8	14	2	24	5
Totals	.956	112	159	278	20	457	68

2B	PCT	G	PO	A	E	TC	DP
2016	-	3	0	0	0	0	0
2017	1.000	8	5	5	0	10	2
2019	.955	17	24	40	3	67	12
Totals	.961	28	29	45	3	77	14

3B	PCT	G	PO	A	E	TC	DP
2016	.833	1	1	4	1	6	0
2017	1.000	5	1	2	0	3	0
2019	.913	8	5	16	2	23	2
Totals	.906	14	7	22	3	32	2

1B	PCT	G	PO	A	E	TC	DP
2019	.985	44	298	21	5	324	29

CAREER HIGHS

Hits: 5, Aug. 3, 2014 at CWS
Runs: 3, 7x, last Aug. 14, 2019 at TOR
Doubles: 2, 7x, last Aug. 13, 2019 at TOR
Triples: 1, 22x, last Aug. 2, 2019 vs. DET
Home Runs: 2, 2x, last Aug. 17, 2019 vs. MIN
RBI: 6, July 25, 2019 at OAK
Walks: 2, 5x, last Sept. 28, 2019 vs. NYY
Stolen Bases: 3, July 1, 2017 at OAK
Hitting Streak: 10, Aug. 17-26, 2014

LEADOFF HR (3)

June 9, 2014 at TOR (Dickey)
 July 31, 2014 at KC (Ventura)
 May 3, 2016 at HOU (McHugh)

PINCH-HIT HR (3)


June 19, 2017 vs. SF (Law)
 May 19, 2019 vs. STL (Miller)
 June 19, 2019 vs. CLE (Cimber)

MULTI-HR GAMES (2)

July 17, 2019 vs. ARI
 Aug. 17, 2019 vs. MIN

GRAND SLAMS (2)

July 25, 2019 at OAK (Wang)
 Sept. 26, 2019 vs. BOS (Shawaryn)



INF #15

NICK SOLAK

R
BATS

5'11"
HEIGHT

25
OPENING DAY AGE

R
THROWS

185_{lbs}
WEIGHT

BORN • Jan. 11, 1995 in Woodridge, IL

RESIDES • Jersey Village, TX

ACQUIRED • In a trade with Tampa Bay on July 13, 2019

CONTRACT STATUS • Signed through 2020

SERVICE TIME • 0.041 **OPTIONS USED** • 0/3

CAREER: Acquired in a July trade with the Tampa Bay Rays, the 25-year-old Solak (pronounced SO-lack) was promoted to the Rangers in late August and became a fixture in the middle of the Texas lineup over the season's final six weeks...in his first Major League action, generated the highest OPS figure of any Texas batter after his promotion en route to earning 2019 Rangers Rookie of the Year honors from the DFW chapter of the BBWAA...acquired on 7/13/19 from Tampa Bay in exchange for RHP Pete Fairbanks, Solak is rated by *Baseball America* as Texas' 4th-best prospect entering 2020...the Chicago-area native was selected by the New York Yankees out of the University of Louisville in the second round of the 2016 June draft...was acquired by the Rays from the Yankees in a three-team trade that also involved the Arizona Diamondbacks on 2/20/18...was college teammates at Louisville with the Rays' Brendan McKay, who made his MLB debut vs. TEX last June, and the pair were also teammates in 2015 in the Cape Cod League...has played mostly second base as a pro, but has also seen significant action in left field and center field, and made 11 starts at third base with Texas in '19...owns a career .294/.383/.468/.850 line over 435 games spanning four minor league seasons.

2019: Spent the bulk of the year at the Triple-A level with Durham and Nashville, but excelled in his first MLB action with Texas over the season's final 6 weeks...acquired by TEX in a 7/13 trade with TB in exchange for RHP Pete Fairbanks.

MINORS: Combined to bat .289/.362/.532/.894 with a career-best 27 HR and 74 RBI over 115 games with Durham (Rays AAA) and Nashville...marked highest SLG and OPS figures of his career...ranked among Durham team leaders at the time of the trade in HR (1st, 17), RBI (2nd, 47), runs (2nd, 56 – also 9th in International League), and BB (2nd, 39)...posted multi-HR games on 6/2 vs. Columbus and 6/12 vs. Toledo...batted .347/.386/.653/1.038 (41-118) with NAS following the 7/13 trade, compiling an 18-G hit streak from 7/30-8/18 (.432, 32-74).

TEXAS: Had contract purchased from Nashville on 8/20, and batted .293/.393/.491/.884 with 5 HR and 17 RBI over 33 G with the Rangers in his 1st ML action...beginning with his call-up on 8/20, led Texas (min. 112 PA) in BA, OBP, OPS, and pitches per PA (4.07), and ranked among team leaders in SLG (2nd), BB (2nd, 15), TB (3rd, 57), H (3rd, 34), XBH (3rd, 12), 2B (3rd, 6), R (73rd, 19), HR (4th), and RBI (4th)...had 3 game-winning RBI, T1st on the club after promotion...reached safely in 28 of 33 games, including 1st 11 G to establish a club record...had 32 GS at DH (16), 3B (11), and 2B (5), his 1st-ever pro starts at the hot corner...career-high 3 H and 4 RBI on 9/8 at BAL...had only 4 games missed after promotion to TEX...ML debut in start as DH on 8/20 vs. LAA-D, single in 7th (off Andrew Heaney for 1st ML hit)...hit 1st ML HR in Game 2 (off Jaime Barria)...was 2nd player in WSH/TEX franchise history to hit safely in both ends of a DH in ML debut (also Roy Howell, 9/9/74 at CAL), 1st in MLB since KC's Cheslor Cuthbert on 7/7/15 vs. TB (credit Elias).

NOTES: Hit ground ball that delivered TEX's 1st win on a game-ending error on 8/20 vs. LAA-N (Albert Pujols) for the 1st time since 9/29/10 vs. SEA (Nelson Cruz reached on SO/WP/error)...had 17 starts in the cleanup spot, including 10th ML game on 8/29 vs. SEA...was the first Ranger to do so within his first 10 ML games since Pete Incaviglia on 4/20/86 at BAL.

2018: Named Most Valuable Player for Double-A Montgomery by the Rays Baseball Operations dept...marked his first season in the Rays organization; was acquired in a three-team trade involving Steven Souza Jr...named to the Southern League mid-season and postseason All-Star teams...led the SL with 91 runs, 135 hits and a .384 OBP, ranked 2nd with 76 RBI, 3rd with 68 BB and 215 total bases, and 4th with a .282 BA...his 19 HR and 76 RBI both T4th among Rays minor leaguers...was 1 HR shy of becoming the first Rays minor leaguer with a 20-HR, 20-SB season since Justin Ruggiano in 2007...named SL Player of the Month for August, batting .305 (25-for-82) with 5 HR and 14 RBI...played 11 G for the Leones del Escogido in the Dominican Winter League...ranked by *Baseball America* as the no. 13 prospect in the Rays system following the season...**2017:** Split the season between Tampa (High-A) and Trenton (AA), batting .297/.384/.452 (138-465) with 12 HR and 53 RBI between the two levels...ranked 6th among Yankees minor leaguers in BA...named to the Florida State League postseason All-Star Team...led the league with a .397 OBP and ranked 2nd with a .301 BA and .460 SLG...on 7/29 at Daytona (Reds), went 4-for-5 with 2 HR and a career-high 6 RBI...earned an 8/1 promotion to the Double-A level...named to the Yankees Organizational All-Star Team by MLB.com...ranked by *Baseball America* as the No. 12 prospect in the Yankees system following the season...the publication also tabbed him as the Best Hitter for Average in the Yankees organization...**2016:** Led Yankees minor leaguers with a .321 BA in his first professional season...named to the New York-Penn League mid-season All-Star Team...tied for 2nd in the NYPL with 77 hits, ranked 3rd with 48 runs and a .412 OBP and 4th in avg. ...hit .363 (58-160) over his final 42 games...ranked by *Baseball America* as the No. 19 prospect in the Yankees system following the season.

PERSONAL/AMATEUR: Nicholas Blake Solak...participated in Rangers Winter Caravan and Comerica Peek at the Park event over the offseason, as well as Dallas minicamp in January...selected by the Yankees in the second round of the 2016 June draft out of the University of Louisville, where he was teammates with Grant Kay (2014) and Brendan McKay (2015-16)...was a team captain, second team All-ACC and third team All-American as a junior, batting .376/.470/.564 (62-for-165) with 14 2B, 5 HR and 29 RBI as the Cardinals made a run to the Super Regionals...graduated from Naperville North (Ill.) High School in 2013.

SOLAK CONTINUED

CAREER RECORD

YEAR	CLUB	AVG	G	AB	R	H	TB	2B	3B	HR	RBI	SH	SF	BB-I	SO	SB	CS	HP	GDP	OBP	SLG
2016	Staten Island—1	.321	64	240	48	77	101	13	1	3	25	0	1	30-0	39	8	0	8	10	.412	.421
2017	Tampa	.301	100	346	56	104	159	17	4	10	44	0	3	53-1	76	13	4	4	13	*.397	.460
	Trenton	.286	30	119	16	34	51	9	1	2	9	1	1	10-0	24	1	1	1	2	.344	.429
2018	Montgomery—2	.282	126	478	*91	*135	215	17	3	19	76	0	5	68-0	112	21	6	14	6	*.384	.450
2019	Durham	.266	85	301	56	80	146	13	1	17	47	0	4	39-0	80	3	2	4	8	.353	.485
	Nashville—3	.347	30	118	23	41	77	6	0	10	27	1	1	6-0	25	2	0	2	0	.386	.653
	Texas	.293	33	116	19	34	57	6	1	5	17	0	0	15-1	29	2	0	4	2	.393	.491
MAJOR TOTALS		.293	33	116	19	34	57	6	1	5	17	0	0	15-1	29	2	0	4	2	.393	.491
MINOR TOTALS		.294	435	1602	290	471	749	75	10	61	228	2	15	206-1	356	48	13	33	39	.383	.468

* Led league # Tied for league lead

- 1- Selected by New York-AL in the 2nd round of the 2016 June draft...signed by Mike Gibbons.
- 2- Acquired by Tampa Bay from New York-AL along with RHP Anthony Banda and two players to be named later (RHP Sam McWilliams, LHP Colin Poche) in a 3-team trade with Arizona in exchange for OF Steven Souza Jr. on Feb. 20, 2018.
- 3- Acquired by Texas from Tampa Bay in exchange for RHP Peter Fairbanks on July 13, 2019.

CAREER FIELDING

2B	PCT	G	PO	A	E	TC	DP
2019	1.000	5	6	9	0	15	3

3B	PCT	G	PO	A	E	TC	DP
2019	.889	11	9	15	3	27	1

CAREER HIGHS

Hits: 3, Sept. 8, 2019 at BAL
Runs: 3, Aug. 21, 2019 vs. LAA
Doubles: 2, Aug. 21, 2019 vs. LAA
Triples: 1, Sept. 1, 2019 vs. SEA
Home Runs: 1, 5x, last Sept. 21, 2019 at OAK
RBI: 4, Sept. 8, 2019 at BAL
Walks: 2, 2x, last Sept. 8, 2019 at BAL
Stolen Bases: 1, 2x, last Sept. 26, 2019 vs. BOS
Hitting Streak: 5, Sept. 7-12, 2019



Nick Solak receives his 2019 Rangers Rookie of the Year Award from television broadcaster Dave Raymond at ceremonies on January 24, 2020 in Arlington.

BLAKE SWIHART



S **R**
BATS **THROWS**

6'0" ⁰⁰ **185 ^{lbs}**
HEIGHT **WEIGHT**

27
OPENING DAY AGE

BORN • April 3, 1992 in Bedford, TX

RESIDES • Phoenix, AZ

ACQUIRED • Signed as a minor league free agent on Dec. 16, 2019

CONTRACT STATUS • Signed through 2020

SERVICE TIME • 3.130 **OPTIONS USED** • 3/3

NON-ROSTER INVITEE

FRONT OFFICE

COACHES

SWIHART

2019 REVIEW

OPINIONS

RECORDS

DEVELOPMENT

MEDIA

CAREER: Swihart (SWY-hart) was signed to a 2020 minor league contract with a Major League spring training invitation on 12/16/19... had a .163 average with 4 home runs and 13 RBI in 43 games with BOS and ARI last season...played 31 games with the Diamondbacks after being acquired via trade from the Red Sox on 4/19 and logged an additional 31 contests in the minor leagues while spending more than 2 months on the injured list...switch-hitter owns a career .243 batting average with 12 home runs and 67 RBI in 234 MLB games...has appeared at every position in the big leagues except shortstop and pitcher and saw the majority of his time in the outfield in 2019...was born in Bedford, Texas, and attended V. Sue Cleveland High School in Rio Rancho, N.M., before being selected by BOS in the first round (26th overall) of the 2011 June draft.

2019: Combined to bat .163 (15-92) with 4 HR and 13 RBI in 43 games with BOS and ARI...produced his most HR since 2015 (5)... was 2-for-15 overall as a pinch-hitter...opened the season with the Red Sox, starting 6 games at catcher with one appearance each at 1B and RF...was 3-for-4 with a HR, 4/3 at OAK but went hitless in final 14 at bats with BOS...was designated for assignment on 4/16 and traded to ARI on 4/19...made starts in RF (6) and LF (5) with one game at 1B for the Diamondbacks...had pinch RBI single in first ARI plate appearance, 4/22 vs. PIT...lone multi-hit game was a 2-for-3 performance, 5/5 at COL...was 4-for-14 with 2 HR and 4 RBI over 6 games, 5/5-11 but was then 4-for-38 in final 17 G...was on the IL from 6/1-8/7 with a strained right oblique muscle...played a total of 17 games on rehab assignment at Visalia (High-A) and Reno (AAA) before being activated...appeared in just one more game for ARI before being designated for assignment on 8/12 and assigned outright to Reno on 8/14...overall for the Aces made starts at RF (12), LF (8), 1B (2), C (1), and CF (1)...played briefly for Mayaguez in Puerto Rican Winter League.

2018: In first full MLB season made starts at C (16), DH (14), RF (10), 1B (5), 2B (1), 3B (1), and LF (1) for the Red Sox...made his first career appearances at 1B, 2B, 3B, and RF...had just one error in 229 TC...threw out 5 of 19 attempted base stealers (26.3%)...hit .280 over final 48 games beginning 6/26...stole career-high 6 bases and was 5-for-18 with 3 RBI as a pinch-hitter...hit safely in a career-high 11 straight games, 7/6-31...was on 10-day DL from 8/3-14 with a right hamstring strain...homered in consecutive games for first time in his career, 9/22 at CLE and 9/26-1 vs. BAL-G1...appeared in 3 postseason games as a pinch-hitter...caught Craig Kimbrel in the bottom of the 9th inning in WS Game 4 at LAD, a 9-6 BOS win...**2017:** Spent most of season at Pawtucket (AAA) with 43 starts at catcher and 3 at 1B...had a pair of DL stints, 4/30-5/25 (left finger contusion) and 7/5-8/12 (left ankle inflammation)...also played in 9 rehab games with the GCL Red Sox (Rookie), 8/3-12...was recalled by BOS on 9/1 and saw action in 4 games behind the plate the rest of the year...hit .407 in 9 games for Escogido in the Dominican Winter League...**2016:** Started 13 games in LF and 6 at catcher in 2 stints with the Red Sox...became the 2nd A.L. player since 1920 to record 3+ triples, 0 doubles, and 0 HR in a season (MIN's Chuck Baker in

1981)...started season opener behind the plate on 4/5 at CLE at 24 years, 2 days, BOS' youngest Opening Day catcher since 23-year-old Rich Gedman in 1983...was optioned to Pawtucket on 4/15...was recalled on 5/20 and made MLB outfield debut that day vs. CLE as starting LF...tripled twice on 5/25 vs. COL, joining Jackie Bradley Jr. (4/30/16 vs. NYY) as the only Red Sox with 2+ triples from the No. 9 spot in the batting order in the last 100 years...was placed on the 15-day DL with a left ankle sprain on 6/5...transferred to the 60-day DL on 7/9...on 8/15, underwent successful surgery on his left ankle and missed the rest of the season...Dr. Robert Anderson performed the surgery at Mercy Hospital in Charlotte, NC...**2015:** Was recalled from Pawtucket on 5/2 and went on to start a team high 78 games at catcher in his first Major League action...led all A.L. catchers with a .274 batting average (min. 250 PA), best for a BOS rookie catcher since Carlton Fisk (.293) in 1972...his 78 starts at catcher were the most for a first-year major leaguer since BAL's Matt Wieters in 2009 (84) and the 3rd-most for a first-year Red Sox backstop behind Roy Partee (86 in 1943) and Gary Allenson (82 in 1978)...started at catcher in MLB debut on 5/2 vs. NYY...singled off Nathan Eovaldi in 5th inning for first hit...at 23 years, 29 days of age, was the youngest Red Sox starting catcher since Gedman at 22 years old in 1982...hit first MLB HR on 6/4 vs. MIN off Tommy Milone...had a pair of 4-hit games, 8/15 vs. SEA and 8/21 vs. KC...became the first BOS catcher with an inside-the-park HR since Duane Josephson on 9/3/71 with 10th inning blast, 8/28 at NYM...was first Red Sox with extra innings inside-the-park HR since Joe Foy on 7/17/66...had a pair of HR with career-high 5 RBI, 9/29 at NYY.

2014: Combined for a .293 average with 13 HR and 64 RBI in 110 games at Portland (AA) and Pawtucket...named to *Baseball America's* All-Star First Team and was selected as *BA's* Minor League Catcher of the Year...spent majority of season at Portland, winning the team's MVP Award and playing in Eastern League All-Star Game...threw out a league best 48% (28 of 59) of runners trying to steal...at the time of 8/4 promotion to Triple-A, was leading the Sea Dogs in hits (104), 2B (23), and TB (169)...appeared in 18 regular season games and 5 playoff games for the Governors' Cup-champion PawSox...following the season, named the Red Sox' No. 1 prospect by *Baseball America* and the No. 1 catching prospect in the Eastern League...**2013:** Led Carolina League catchers in CS% (41.5, 44 of 106), games (101), chances (841), putouts (743), and assists (88) at Salem (High-A)...was named a CL mid-season All-Star and the Red Sox Minor League Defensive Player of the Year...rated by *Baseball America* as the best defensive catcher in the CL...named BOS' Minor League Defensive Player of the Month for July...caught all 5 playoff games en route to Salem's Mills Cup title...rated the No. 1 catching prospect in the CL by *Baseball America*...**2012:** Made 64 starts at C for Greenville (Low-A)...caught 27 of 86 (31%) base stealers...was on the DL from 8/1-14 with a right hip strain...**2011:** Signed with BOS on 8/15 and made pro debut with the GCL Red Sox (Rookie)...ranked by *Baseball America* as Boston's No. 1 catching prospect and No. 3 prospect overall following the season.

SWIHART CONTINUED

AMATEUR BACKGROUND: Hit .602 with 5 HR and 41 RBI in 28 games as a senior at V. Sue Cleveland High School in Rio Rancho, N.M. (graduated 2011)...also played football and basketball...attended Rio Rancho High School in freshman and sophomore years and was primarily a pitcher...moved to catcher as a junior at V. Sue Cleveland H.S....played for USA Baseball's 18U National Team in 2010 and led the club with a .448 AVG...played in the 2010 AFLAC All-American High School Baseball Classic...was the highest-drafted player out of New Mexico since Shane Andrews in 1990.

PERSONAL: Blake Aubry Swihart...he and his wife, Shelby were married on 12/15/17...his father, Arian played basketball at Southern Illinois University...was very active in the community with BOS...won the 2018 Tim Wakefield Award, given to a Red Sox player/individual who best exemplifies the charitable spirit shown by the former pitcher...also earned the 2018 BoSox Club's Man of the Year Award for contributions to the success of the Red Sox and for cooperation in community endeavors...in 2018, served as Boston's Home Base captain...visited patients at Dana-Farber Cancer Institute, Boston Children's Hospital, and the Home Base Clinic...also participated in One Boston Day visits and met soldiers as part of PALS for Patriots.

CAREER RECORD

YEAR	CLUB	AVG	G	AB	R	H	TB	2B	3B	HR	RBI	SH	SF	BB-I	SO	SB	CS	HP	GDP	OBP	SLG
2011	GCL Red Sox—1	.000	2	6	0	0	0	0	0	0	0	0	0	0-0	2	0	0	0	0	.000	.000
2012	Greenville	.262	92	344	44	90	136	17	4	7	53	0	8	26-0	68	6	2	0	5	.307	.395
2013	Salem	.298	103	376	45	112	161	29	7	2	42	1	3	41-2	63	7	8	1	9	.366	.428
2014	Portland	.300	92	347	47	104	169	23	3	12	55	0	3	29-1	65	7	1	1	8	.353	.487
	Pawtucket	.261	18	69	6	18	26	3	1	1	9	0	0	2-0	15	1	0	0	1	.282	.377
2015	Pawtucket	.311	20	74	7	23	26	3	0	0	11	0	0	6-0	14	1	1	0	2	.363	.351
	Boston—2	.274	84	288	47	79	113	17	1	5	31	2	0	18-0	77	4	2	1	8	.319	.392
	Portland	.429	2	7	1	3	4	1	0	0	0	0	0	0-0	2	0	0	0	1	.429	.571
2016	Boston—3	.258	19	62	9	16	22	0	3	0	5	0	1	11-0	17	0	1	0	0	.365	.355
	Pawtucket	.243	29	103	13	25	32	4	0	1	8	0	2	17-1	17	2	1	0	5	.344	.311
2017	Pawtucket	.190	53	195	22	37	57	6	1	4	23	1	1	13-0	54	1	0	2	8	.246	.292
	GCL Red Sox	.167	9	30	6	5	7	2	0	0	2	0	0	8-0	8	2	0	0	0	.342	.233
	Boston	.200	6	5	1	1	1	0	0	0	0	0	0	2-0	3	0	0	0	0	.429	.200
2018	Boston—4	.229	82	192	28	44	63	10	0	3	18	0	0	15-0	57	6	1	0	4	.285	.328
	Lowell	.000	1	3	0	0	0	0	0	0	0	0	0	0-0	1	0	0	0	0	.000	.000
2019	Boston	.231	12	26	4	6	10	1	0	1	4	0	0	2-0	7	0	0	1	0	.310	.385
	Arizona—5, 6, 7	.136	31	66	9	9	18	0	0	3	9	0	0	4-0	29	0	0	0	2	.186	.273
	Visalia	.211	5	19	6	4	6	2	0	0	1	0	0	1-0	5	0	0	1	1	.286	.316
	Reno	.189	28	106	20	42	2	1	6	22	2	1	0	15-0	31	0	1	0	6	.287	.396
MAJOR TOTALS		.243	234	639	98	155	227	28	4	12	67	2	1	52-0	190	10	4	2	14	.301	.355
MINOR TOTALS		.263	454	1679	217	441	666	92	17	33	226	2	18	158-4	345	27	14	5	46	.325	.397

* Led league # Tied for league lead

- Selected by Boston in the 1st round (26th overall) of the 2011 June draft...signed by Matt Mahoney.
- On disabled list, July 1-19, 2015, with left foot sprain...included rehab assignments with Pawtucket, July 10-15, and Portland, July 16-19.
- On disabled list, June 5, 2016-end of season, with left ankle sprain.
- On disabled list, Aug. 3-13, 2018, with right hamstring strain...included rehab assignment with Lowell, Aug. 12-13.
- Acquired by Arizona from Boston, along with future considerations, in exchange for OF Marcus Wilson on April 19, 2019.
- On injured list, June 1-Aug. 6, 2019, with right oblique strain...included rehab assignments with Visalia, July 17-23, and Reno, July 24-Aug. 6.
- Signed by Texas as a minor league free agent on Dec. 16, 2019.

CAREER FIELDING

C	PCT	G	PO	A	E	TC	DP
2015	.995	83	570	39	3	612	4
2016	1.000	6	59	3	0	62	0
2017	1.000	4	16	1	0	17	0
2018	1.000	28	146	9	0	155	1
2019	.950	8	55	2	3	60	0
Totals	.993	129	846	54	6	906	5

C (ADV.)	CS	SB	ATT	CS%	CERA	PB
2015	13	41	54	24.1	4.51	16
2016	1	3	4	25.0	5.71	3
2017	0	1	1	0.0	0.75	1
2018	5	14	19	26.3	5.32	0
2019	1	4	5	20.0	6.17	0
Totals	20	63	83	24.1	4.75	20

OF	PCT	G	PO	A	E	TC	DP
2016	1.000	13	30	1	0	31	0
2018	1.000	21	20	0	0	20	0
2019	1.000	19	20	3	0	23	0
Totals	1.000	53	70	4	0	74	0

1B	PCT	G	PO	A	E	TC	DP
2018	.980	10	44	4	1	49	4
2019	1.000	2	2	0	0	2	0
Totals	.980	12	46	4	1	51	4

3B	PCT	G	PO	A	E	TC	DP
2018	1.000	3	2	1	0	3	1

2B	PCT	G	PO	A	E	TC	DP
2018	1.000	1	1	1	0	2	1

CAREER HIGHS

Hits: 4, 2x, last Aug. 21, 2015 vs. KC
Runs: 4, Aug. 15, 2015 vs. SEA
Doubles: 2, 2x, last Aug. 21, 2015 vs. KC
Triples: 2, May 25, 2016 vs. COL
Home Runs: 2, Sept. 29, 2015 at NYY
RBI: 5, Sept. 29, 2015 at NYY
Walks: 2, 5x, last May 3, 2018 at TEX
Stolen Bases: 1, 10x, last Sept. 26, 2018 vs. BAL
Hitting Streak: 11, July 6-31, 2018

INSIDE-THE-PARK HR (2)

Aug. 28, 2015 at NYM (Torres)
 May 15, 2019 vs. PIT (Stratton)

MULTI-HR GAMES (1)

Sept. 29, 2015 at NYY

LEODY TAVERAS



OF #78

S BATS
R THROWS
6'2" HEIGHT
195 lbs WEIGHT
21 OPENING DAY AGE

BORN • Sept. 8, 1998 in Tenares, Dominican Republic
RESIDES • Tenares, Dominican Republic
ACQUIRED • Signed as a non-drafted free agent on July 2, 2015
CONTRACT STATUS • Signed through 2020
SERVICE TIME • 0.000 **OPTIONS USED** • 0/3

FRONT OFFICE

COACHES

TAVERAS

2019 REVIEW

OPINIONS

RECORDS

DEVELOPMENT

MEDIA

CAREER: A member of MLB Pipeline's 2020 All-Defense Team, Taveras will be in Major League spring training for the 1st time in his career after he was added to the 40-man roster in November...enters his 5th professional season ranked as the 37th-best prospect in baseball (*Baseball Prospectus*) and the 3rd-best prospect in the Texas system (*Baseball America*) after producing his most impressive offensive campaign to date in 2019...the switch-hitter's .719 OPS figure in 519 combined at-bats between Down East (A+) and Frisco (AA) last season was his highest output by the measure since posting a 1.005 mark over an 11-game stint with the Dominican Summer League Rangers in 2015...across 4 minor league seasons, Taveras has compiled a .260/.323/.358/.681 slash line with 19 HR and 187 RBI...his 89 career steals rank 3rd among Texas farmhands since 2016, trailing Yonny Hernandez (128) and Eric Jenkins (117)...has been listed among the club's top 5 prospects by MLB.com dating back to 2016, earning the publication's no. 1 ranking in both 2017 and 2018...named the organization's best defensive outfielder and best outfield arm in *Baseball America's* Best Tools rankings each year since 2017...tabbed the 3rd-best prospect in the 2015 international signing class by BA before coming to terms with TEX as a non-drafted free agent on 7/2/15.

2019: Finished with career highs in H (145), 3B (8), RBI (56), SB (32), and BB (54) while reaching Double-A for the 1st time...tied Miguel Aparcio for the org. lead in 3B while finishing 2nd in H (146-Zack Granite) and T2nd in SB (33-Yonny Hernandez, 32-Taveras/J.P. Martinez)...named mid-season All-Star for Down East and was promoted to Frisco on 6/20...batted .239 (39-163) in 1st 42 G w/ Frisco before posting a .307 BA (31-101) in final 23 G...slashed .282/.349/.397/.746 vs. RHP and .270/.326/.310/.636 vs. LHP...began season as Texas' 3rd-best prospect and the 10th-youngest player in the Carolina League according to *Baseball America*...rated by the same publication as the 14th-best prospect in the Texas League, and named CL's best defensive outfielder in the Best Tools rankings...saw action defensively at all 3 OF positions, but received a majority of his starts in CF (98 GS)...recorded 12 outfield assists.

WINTER LEAGUE: Played for Aguilas in the Dominican Winter League for the 2nd straight offseason, batting .290/.327/.320/.647 (29-100) with 5 RBI and 6 SB in 29 games.

CAREER RECORD


YEAR	CLUB	AVG	G	AB	R	H	TB	2B	3B	HR	RBI	SH	SF	BB-I	SO	SB	CS	HP	GIDP	OBP	SLG
2016	DSL Rangers2-1	.385	11	39	6	15	21	2	2	0	9	0	0	6-0	5	4	3	0	0	.467	.538
	AZL Rangers	.278	33	144	22	40	55	6	3	1	15	0	0	11-0	24	11	4	0	4	.329	.382
	Spokane	.228	29	123	14	28	36	6	1	0	9	0	2	8-0	26	3	1	0	0	.271	.293
2017	Hickory	.249	134	522	73	130	188	20	7	8	50	3	3	47-0	92	20	6	2	10	.312	.360
2018	Down East	.246	132	521	65	128	173	16	7	5	48	7	1	51-1	96	19	11	0	6	.312	.332
2019	Down East	.294	66	255	44	75	96	7	4	2	25	2	2	31-3	62	21	5	0	3	.368	.376
	Frisco	.265	65	264	32	70	99	12	4	3	31	2	4	23-0	60	11	8	0	8	.320	.375
MINOR TOTALS		.260	470	1868	256	486	668	69	28	19	187	14	12	177-4	365	89	38	2	31	.323	.358

* Led league # Tied for league lead

2018: Represented Down East at the Carolina League All-Star Game...ranked among CL leaders in games (T2nd, 132), hits (T4th, 128), triples (T4th, 7), and stolen bases (T9th, 19)...entered season as the 3rd-youngest player in the circuit according to *Baseball America*...closed campaign with 21-G on-base streak, a stretch in which he batted .284/.351/.398/.748 (25-88)...also reached safely in 16 straight G from 5/4-20 at .338 (22-65)...the switch-hitter hit all 5 HR from the left side of the plate...participated in the 2018 Futures Game on 7/15 at Nationals Park in Washington D.C. as a member of the World team...started 123 games in center field and recorded career-high 13 outfield assists...rated CL's best defensive outfielder and best outfield arm by *Baseball America*...batted .229 (8-35) in 16 G for Aguilas in the Dominican Winter League...**2017:** Ranked as the 29th-best prospect in baseball in MLB.com's season-ending top prospects list...named the 3rd-best prospect in the South Atlantic League by *Baseball America*...finished T7th in the SAL with 130 hits...tied for the league lead with 128 games in the outfield, compiling a .989 fielding percentage (3 E/285 TC)...was named the organization's Minor League Defender of the Month for both April and July...began the season as the 5th-youngest player in the SAL and led the league with 134 games played and 522 at-bats...**2016:** Named the top prospect in both the Arizona and Northwest Leagues by *Baseball America* in his 1st pro season...combined to bat .271 (83-306) with 14 doubles, 6 triples, one home run, and 33 RBI over 73 games with the Dominican Rangers, Arizona Rangers (Rookie), and Spokane (Short-A)...opened season with DSL Rangers2 and reached base safely in each of his last 8 games with the club at .500 (15-30) with 6 walks...moved stateside and joined the AZL Rangers on 6/18, recording 10 extra-base hits in his 1st 33 games with the team...promoted to Spokane on 8/3 and reached safely via hit or walk in 23 of 29 games...was 2-for-8 with a double and walk in a pair of playoff games...**2015:** Did not play after signing first professional contract...participated in the fall instructional league.

PERSONAL: Leody Taveras...cousins include former Big League centerfielder Willy Taveras and former Ranger farmhand Luis Taveras, a catcher who played with the organization from 1997-2001 and reached as high as AAA.

1 - Signed by Texas as a non-drafted free agent on July 2, 2015...signed by Willy Espinal.



ANDERSON TEJEDA

S **R**
BATS **THROWS**

6'0" **200**
HEIGHT **lbs**
WEIGHT

21
OPENING DAY AGE

BORN • May 1, 1998 in Bani, Dominican Republic

RESIDES • Bani, Dominican Republic

ACQUIRED • Signed as a non-drafted free agent on Sept. 8, 2014

CONTRACT STATUS • Signed through 2020

SERVICE TIME • 0.000 **OPTIONS USED** • 0/3

INF #83

CAREER: Tejeda was added to the 40-man roster in November and will be in big league camp for the 1st time...is seeking his 1st career action above High-A after enduring an injury-riddled campaign with Down East (A+) last season that restricted him to just 43 games...is ranked among the club's top prospects, checking in at no. 11 on MLB.com's list and no. 18 in *Baseball America's* 2020 annals...had been ranked as high as no. 5 on *BA's* top Rangers prospects list entering 2019...converted to switch-hitting prior to last season after exclusively batting left-handed throughout his career, registering a .589 OPS as a RHB (52 PA) compared to .750 mark as a LHB (129 PA)...rated as the Texas organization's best infield defender and best infield arm by *BA* each of the last 2 years...has accumulated a career .265/.332/.452/.784 (397-1500) slash line across 5 minor league seasons since signing with Texas as a non-drafted free agent on 9/8/14.

2019: Was limited to just 43 appearances due to subluxation of his left shoulder, which he suffered while sliding into a base...last saw game action on 5/29 vs. Salem before being placed on the injured list from 5/31-end of season...batted .289/.355/.470/.825 (24-83) in 1st 22 contests, but finished with a .173/.273/.293/.566 (13-75) slash line over final 21 games...all 4 of his home runs came against right-handed pitching...recorded 3rd multi-HR outing of his professional career on 4/14 vs. Lynchburg (2 HR)...posted .963 fielding percentage (6 E/164 TC) in 39 games as a shortstop, highest of his career at the position.

2018: Rated the 6th-best prospect in the Carolina League by *Baseball America*...named CL mid-season and post-season All-Star...established career highs in most offensive categories, ranking among league leaders in R (2nd, 76), TB (2nd, 205), RBI (3rd, 74), and HR (T5th, 19)...HR total surpassed output

from previous 2 seasons combined (18 HR in 2016-17)...rated CL's best infield arm in *Baseball America's* best tools rankings...batted .414 (12-19) with 3 HR and 8 RBI over 7 G stretch to earn CL Player of the Week honors for 5/21-27...went 4-for-5 with 2 HR and 4 RBI on 5/27 vs. Frederick...also named CL Player of the Week for 8/13-19 after 4 multi-hit efforts in 6 G (9-for-24 over span)...on DL, 7/8-19, with left wrist tendinitis...**2017:** Entered the season ranked as the 95th-best prospect in MLB by *Baseball Prospectus*...led the South Atlantic League in triples (9) and also ranked among the league leaders in RBI (2nd, 53) and HR (T4th, 8)...saw action at both second and shortstop...had an .809 OPS vs. RHP and .429 OPS vs. LHP...hit .227/.292/.362/.653 (59-260) over 1st 76 G through 7/12...batted .284/.342/.504/.845 (40-141) over final 39 G, posting the 7th-best OPS in the SAL from 7/13 through the end of the season...**2016:** Rated as one of the top prospects in both the Northwest League (#4) and Arizona League (#11) by *Baseball America*...combined to bat .283 (76-269) with 14 doubles, 10 triples, 10 home runs, and 47 RBI over 66 games with the Dominican Rangers, AZL Rangers (Rookie), and Spokane (Short-A)...was tied for the most triples and posted the 2nd-highest OPS among all Texas farmhands...saw action at second, third, and shortstop...opened the season with the DSL Rangers and hit safely in 9 of 11 games with the club...promoted to the AZL Rangers on 6/18 for start of AZL season and reached safely in 25 of 32 games...promoted to Spokane on 8/3 and still ranked 5th in the Northwest League with 8 home runs...homered in his Spokane debut on 8/4 and went deep in 7 of 23 games with the Indians...batted .343/.410/.771 over final 9 games...**2015:** Shuffled between Dominican clubs in his 1st pro season.

PERSONAL: Anderson Alexander Tejeda...signed by Roberto Aquino and Rodolfo Rosario.


CAREER RECORD

YEAR	CLUB	AVG	G	AB	R	H	TB	2B	3B	HR	RBI	SH	SF	BB-1	SO	SB	CS	HP	GDP	OBP	SLG
2015	DSL Rangers—1	.277	14	47	4	13	19	2	2	0	8	0	0	8-0	11	2	2	0	1	.382	.404
	DSL Rangers2	.323	41	158	32	51	88	17	4	4	32	1	1	17-0	38	7	5	3	2	.397	.557
2016	DSL Rangers	.262	11	42	9	11	22	2	3	1	7	0	0	5-0	4	5	0	0	0	.340	.524
	AZL Rangers	.293	32	133	22	39	66	12	6	1	21	0	1	8-0	36	1	0	0	0	.331	.496
	Spokane	.277	23	94	15	26	52	0	1	8	19	0	0	5-0	33	1	0	0	1	.313	.553
2017	Hickory	.247	115	401	68	99	165	24	*9	8	53	3	4	36-0	132	10	7	2	5	.309	.411
2018	Down East	.259	121	467	76	121	205	17	5	19	74	0	3	49-2	142	11	4	3	9	.331	.439
2019	Down East	.234	43	158	22	37	61	10	1	4	24	0	3	17-0	58	9	4	3	1	.315	.386
MINOR TOTALS		.245	400	1500	248	397	678	84	31	45	238	4	12	145-2	454	46	22	11	19	.332	.452

* Led league # Tied for league lead

1- Signed by Texas as a non-drafted free agent on Sept. 8, 2014...signed by Roberto Aquino and Rodolfo Rosario.

SAM TRAVIS



R
BATS

R
THROWS

6'0"
HEIGHT

220^{lbs}
WEIGHT

26
OPENING DAY AGE

BORN • Aug. 27, 1993 in Chicago, IL

RESIDES • Clermont, FL

ACQUIRED • In a trade with Boston on Jan. 15, 2020

CONTRACT STATUS • Signed through 2020

SERVICE TIME • 1.047 **OPTIONS USED** • 3/3

NON-ROSTER INVITEE

FRONT OFFICE

COACHES

TRAVIS

2019 REVIEW

OPINIONS

RECORDS

DEVELOPMENT

MEDIA

CAREER: The 27-year-old Travis was acquired in a January trade with Boston and is in his first season with the Texas organization after seeing his most extensive MLB action in 2019...has played primarily first base and left field in his professional career...once rated as a top-10 prospect in the Red Sox system by *Baseball America*, he has seen lengthy MLB time in each of the last three seasons, batting .230 with a .659 OPS over 111 games...named Red Sox 2015 Minor League Offensive Player of the Year after leading the organization in several categories, Travis has produced a .285/.352/.419/.771 slash line over 492 games in his minor league career...a steady performer in spring training play, he owns a career Grapefruit League slash line of .312/.361/.575/.936 (58-186) with 12 HR and 50 RBI over 94 games since 2015...Travis was teammates with the Cubs' Kyle Schwarber at Indiana University during his collegiate career before he was selected by Boston in the second round of the 2014 June draft.

2019: Split last season with Boston and Pawtucket (AAA), batting .215 with 6 HR and 16 RBI over 59 contests in the Majors...also hit .275/.362/.432/.794 with 7 HR and 33 RBI in 68 contests at the Triple-A level...was designated for assignment by BOS on 1/2/20, then assigned outright to Pawtucket on 1/9/20 before trade to Texas in exchange for LHP Jeffrey Springs on 1/15/20.

BOSTON: Made Opening Day roster for 1st time and set career highs in games (59), AB (144), runs (17), hits (31), HR (6), RBI (16), and BB (11)...had 4 stints in Majors: Opening Day-4/3, 6/1-13, 6/29-30, 7/15-end of season...had 37 total starts at 1B (20), LF (11), and DH (6)...hit .276 (21-76) with 4 HR and 12 RBI in 31 home games (including 2 in London), but just .147 (10-68) on road...5 of his 6 HR had an estimated distance of 400+ feet...over 28 G from 7/15-8/18 after his final recall, slashed .299/.377/.627/1.003 (20-67), 4 2B, 6 HR, 13 RBI...played in both of the Sox' games vs. NYY in London...in 4 G with an AB from 8/5-10, hit 3 HR and recorded 7 RBI, including back-to-back games with a HR on 8/5 vs. KC and 8/8 vs. LAA...reached base safely in a career-best 10 straight ML games from 8/3-18, including a career-high 6 consecutive ML games from 8/5-14 (.353, 6-17).

NOTES: Rated by *Baseball America* as no. 28 prospect in BOS organization prior to the season...recorded the first 2 OF assists of his ML career on 6/9 vs. TB and 6/11 vs. TEX, both while playing in LF...with Pawtucket, reached base via hit or BB in 25 straight games from 5/3-31 (.286, 26-91, .369 OBP)...played 13 games with Caguas in the Puerto Rican Winter League, batting .261 with a .727 OPS.

2018: Played 19 ML games over 3 stints with the Red Sox, making 3 starts in LF, 3 at DH, and 1 at 1B...spent balance of

season with Pawtucket...began the season ranked by *Baseball America* as the no. 7 prospect in BOS organization, as well as the system's best hitter for average...spent time on Pawtucket's DL from 4/30-5/11 with a left intercostal strain...his first ML plate appearance of the season resulted in a pinch-hit, 2-run single on 6/3 at HOU...made his ML outfield debut on 6/7 vs. DET, starting in LF...hit his 1st career ML homer off Shane Bieber on 9/21 at CLE, giving the Sox a 1-0 lead in the 3rd inning...also tied the game at 4-4 with a 2-run double in the 7th...led BOS with 6 HR and 17 RBI in Spring Training...participated in the Red Sox Rookie Development Program in January 2017...**2017:** Made his ML debut, appearing in 33 G over 3 stints with the Red Sox...had 17 starts at 1B, 2 as DH...hit .381 (16-42) with a .458 OBP and .500 SLG against LH pitching...started at 1B in ML debut on 5/24 vs. TEX (2-4, R), recording his 1st ML hit off Martin Perez in the 5th inning...became the 1st Sox hitter to record 2 hits in his ML debut since Will Middlebrooks on 5/2/12 vs. OAK, and the first Sox 1B to do so since Hal Janvrin on 7/9/1911 at STL (source: Elias)...started at 1B on 6/20 at KC and drove in the winning run, his first career RBI, on a double in the 4th...played 82 G at Pawtucket, posting .508 SLG against LHP in the IL...following the season, played 10 G for Gigantes in the Dominican Winter League.

2016: Played in 47 games for Pawtucket...suffered a season-ending knee injury on 5/29...earned his 1st invitation to ML spring camp as a non-roster player and led the Red Sox with 13 RBI in 18 Grapefruit League games, hitting .469 (15-32) with 2 2B, 2 HR, and 4 runs...named Red Sox Minor League Base Runner of the Month in April...2 HR on 5/15 vs. Gwinnett, career-high 5 RBI...removed from game on 5/29 vs. Indianapolis after injuring his left knee in a rundown play...diagnosed on 5/30 with a torn left anterior cruciate ligament (ACL) and missed the remainder of the season...**2015:** Named Red Sox Minor League Offensive Player of the Year...led BOS farmhands in BA (.307), hits (150), RBI (78), total bases (221), and BB (59)...tabbed Double-A Portland's MVP...earned Carolina League mid-season All-Star honors with High-A Salem...led Salem in BA (.313), SLG (.467), and OPS (.845)...named CL Player of the Week for 4/27-5/3...named Red Sox Minor League Hitter of the Month for June...started at 1B and went 2-for-4 in the California League-Carolina League All-Star Game on 6/23...following the season, posted a .344/.394/.505 line in 23 G with Arizona Fall League champion Scottsdale (32-93, 10 2B, 3B, HR)...led the AFL in hits, doubles, and runs...selected to the AFL Top Prospects Team...named to the Fall Stars Game East Division roster...**2014:** Combined with Short-A Lowell and Single-A Greenville to hit .316 (86-272) with a .351 OBP and a .467 SLG in his pro debut...Began the season with Lowell, leading the Spinners in AVG (.333) and hitting .500 (26-52) with RISP...between the 2 clubs, reached safely via hit, BB, or HBP in 30 consecutive games from 7/6-8/7.

TRAVIS CONTINUED

PERSONAL/AMATEUR: Samuel John Travis...played baseball at Indiana University (2012-14), where he hit .327 with 31 HR in 184 games...named 2012 Big Ten Freshman of the Year and 2014 Big Ten Player of the Year...graduated in 2011 from Providence (Ill.) High School...named Illinois Player of the Year by the *Chicago Tribune* after hitting .504 with a 1.023 SLG

as a senior...signed by BOS scout Blair Henry...was active in community efforts while with Boston, including taking part in the Red Sox Holiday Caravan in December 2018, visiting children at The Jimmy Fund, Mass General Hospital for Children, and Shriners Hospital.

CAREER RECORD

YEAR	CLUB	AVG	G	AB	R	H	TB	2B	3B	HR	RBI	SH	SF	BB-I	SO	SB	CS	HP	GDP	OBP	SLG
2014	Lowell—1, 2	.333	40	165	28	55	74	5	1	4	30	1	0	4-0	18	5	1	4	4	.364	.448
	Greenville	.290	27	107	12	31	53	11	1	3	14	0	1	7-1	14	0	1	0	3	.330	.495
2015	Salem	.313	66	246	35	77	115	15	4	5	40	0	4	26-1	43	10	6	2	7	.378	.467
	Portland	.300	65	243	35	73	106	17	2	4	38	0	3	33-0	34	9	6	2	9	.384	.436
2016	Pawtucket	.272	47	173	26	47	75	10	0	6	29	0	1	15-0	40	1	0	1	3	.332	.434
2017	Pawtucket	.270	82	304	40	82	114	14	0	6	24	0	0	37-0	57	6	2	1	6	.351	.375
	Boston	.263	33	76	13	20	26	6	0	1	0	0	0	6-0	23	1	0	1	2	.325	.342
2018	Pawtucket	.258	97	361	35	93	130	13	0	8	43	0	4	29-0	89	1	2	4	5	.317	.360
	Boston	.222	19	36	5	8	14	3	0	1	7	0	0	2-0	10	0	0	0	1	.263	.389
2019	Boston—3	.215	59	144	17	31	55	4	1	6	16	0	1	11-2	36	2	0	1	6	.274	.382
	Pawtucket	.275	68	236	36	65	102	14	1	7	33	0	0	31-0	62	5	1	1	5	.362	.432
MAJOR TOTALS		.230	111	256	35	59	95	13	1	7	24	0	1	19-2	69	3	0	2	9	.288	.371
MINOR TOTALS		.285	492	1835	247	523	769	99	9	43	251	1	13	182-2	357	37	19	15	42	.352	.419

* Led league # Tied for league lead

- 1- Selected by Cincinnati in the 40th round of the 2011 June draft...did not sign.
- 2- Selected by Boston in the 2nd round of the 2014 June draft...signed by Blair Henry.
- 3- Acquired by Texas from Boston in exchange for LHP Jeffrey Springs on Jan. 15, 2020.

CAREER FIELDING

1B	PCT	G	PO	A	E	TC	DP
2017	.992	21	114	4	1	119	10
2018	1.000	3	10	0	0	10	2
2019	.981	29	149	7	3	159	14
Totals	.986	53	273	11	4	288	26

OF	PCT	G	PO	A	E	TC	DP
2018	.909	7	10	0	1	11	0
2019	.966	19	26	2	1	29	0
Totals	.950	26	36	2	2	40	0

CAREER HIGHS

Hits: 3, 2x, last July 27, 2019 vs. NYY
Runs: 3, May 30, 2017 at CWS
Doubles: 2, May 30, 2017 at CWS
Triples: 1, Sept. 17, 2019 vs. SF
Home Runs: 1, 7x, last Aug. 18, 2019 vs. BAL
RBI: 3, Sept. 21, 2018 at CLE
Walks: 2, July 16, 2017 vs. NYY
Stolen Bases: 1, 3x, last Aug. 3, 2019 at NYY
Hitting Streak: 6, Aug. 5-14, 2019

JOSE TREVINO



C #56

R BATS
R THROWS

5'11" HEIGHT
210^{lbs} WEIGHT

27 OPENING DAY AGE

BORN • Nov. 28, 1992 in Corpus Christi, TX
RESIDES • Frisco, TX

ACQUIRED • Selected in the 6th round of the 2014 June draft
CONTRACT STATUS • Signed through 2020

SERVICE TIME • 0.063 **OPTIONS USED** • 2/3

FRONT OFFICE

COACHES

TREVINO

2019 REVIEW

OPINIONS

RECORDS

DEVELOPMENT

MEDIA

CAREER: Trevino will participate in big league camp for a 4th straight spring after seeing his 1st extended action at the Major League level in 2019...the 27-year-old spent the last 2 months of the season with Texas, starting behind the plate in 32 of the club's 54 games during that stretch...reached Triple-A for the 1st time after playing the majority of his 2017-18 seasons at Double-A Frisco...owns a career .259 batting average with 45 HR and 266 RBI across 6 minor league seasons...has been an All-Star in 4 of his 6 years as a pro...tabbed the Rangers 2017 Minor League Defender of the Year and was also honored as the organization's 2016 Tom Grieve Minor League Player of the Year...originally drafted as an infielder, Trevino is a 2-time recipient of the Rawlings Minor League Gold Glove Award as the top defensive catcher in MiLB (2016-17)...the Corpus Christi native was selected in the 6th round of the 2014 June draft out of Oral Roberts University...was inducted into the school's Athletic Department Hall of Fame on 2/1/20 during halftime of an ORU men's basketball game.

TEXAS: Made his 2019 debut with Texas on 8/3 and was featured in 40 games/32 starts behind the plate...started 13 of the team's last 16 games, catching 121.0 of a possible 140.0 innings during that span...turned in 3-for-3 outing (2 2B, 2 RBI) on 8/30 vs. SEA, becoming the 1st Rangers catcher to record a 3-hit game since Robinson Chirinos (3-for-4) on 9/12/18 at LAA...connected for his 1st career home run on 8/19 vs. LAA (Dillon Peters)...had 2 hits and a walk on 9/14 vs. OAK after subbing for Jeff Mathis, just the 3rd Texas reserve since the start of 2009 to reach base safely 3+ times in a 9-inn. game, joining Nomar Mazara (9/6/16 at SEA) and Jared Hoyer (7/6/16 at BOS)...batted .313/.328/.500/.828 (20-64) in 22 appearances at Globe Life Park in Arlington compared to .196/.207/.250/.457 (11-56) in 18 road contests...closed the season by hitting .296/.306/.432/.738 (24-81) over his last 24 G/21 GS to raise batting avg. from .179 to .258...posted a catcher ERA of 5.53, 2nd on the club to Jeff Mathis (4.09), as well as a caught stealing percentage of 40.0% (6 CS/9 SB) to lead Texas backstops.

MINORS: Spent the balance of 2019 at Nashville (AAA) where he batted .226/.263/.336/.598 (33-146) with 2 HR and 22 RBI in 40 G...hit .235 (24-102) over 1st 28 G of the season before suffering right quad strain that would sideline him for nearly 2 months...was on the injured list from 5/19-7/10, including 11-G rehab assignment with AZL Rangers (Rk.) from 6/24-7/8...slashed .205/.234/.341/.575 (9-44) in 12 G following the IL stint before he was recalled on 8/2, the same day Isiah Kiner-Falefa made his season debut at third base for Texas...with the Sounds, logged an unblemished 1.000 fielding pct. (0 E/345 TC) and threw out 9 of 38 (23.6%) runners attempting to steal.

2018: Was recalled from Frisco for a 3-game series 6/15-17 vs. COL and appeared in all 3 games, going 2-for-8 with 3 RBI in his 1st Major League action...both hits drove in runs, including

a walk-off 2-run single off Wade Davis in the 9th inning of the Father's Day series finale on 6/17 vs. COL...entered that contest as a defensive replacement...lone start was 6/16 vs. COL, when he posted game-tying single in the 7th for his 1st MLB hit (off Kyle Freeland)...outside of 3-G stint with the Rangers in June, spent entire season with the RoughRiders, batting .234/.284/.332/.615 over just 46 G in a campaign shortened by injury...on DL 4/29-5/10 with a right quad strain...had a .997 fielding pct. (1 E/336 TC) and threw out 14 of 43 (32.6%) runners attempting to steal...had season-ending surgery on July 20, 2018 on his left (non-throwing) shoulder to repair a tear of the posterior labrum...surgery was performed by Dr. Keith Meister.

2017: Spent season at Frisco, batting .241/.275/.323/.598 over 105 G and 423 PAs in his 1st Double-A action...his .598 OPS figure was lowest of career...averaged 9.61 PA/SO, 3rd-best mark in the Texas League...rated statistically as the top defensive catcher in the circuit, compiling a .996 fielding percentage and leading all TL backstops in games (99), total chances (829), putouts (762), assists (64), and caught stealing percentage (41.3%, 33-of-80)...had just 3 passed balls...selected for a minor league Gold Glove Award for the 2nd consecutive season, and was also Rangers Minor League Defender of the Year...selected to league's mid-season and postseason All-Star squads...went 0-for-2 for victorious South team in 6/27 All-Star Game in Frisco...**2016:** Earned mid-season and postseason All-Star honors in the California League, and was selected Rangers Tom Grieve Minor League Player of the Year...tabbed the 18th-best prospect in the CAL League by *Baseball America*...rated statistically as the best defensive catcher on the circuit, leading all CAL League backstops in fielding percentage (.998) and caught stealing percentage (48.0%)...ranked among the league's batting leaders in average (7th, .303), doubles (T8th, 30), and RBI (T14th, 68)...whiffed in just 10.5% of his plate appearances, lowest among all Texas farmhands...was named the organization's Minor League Defender of the Month for July...batted .375 (12-32) with 2 doubles, one HR, and a club-best 9 RBI over 7 postseason games for the CAL League champion Mavericks...with Surprise Saguaros in Arizona Fall League, batted .230 (17-74) with 4 2B, 2 HR, and 7 RBI over 18 G...collected both of the Saguaros' hits in a 6-1 loss to Mesa in the AFL Championship...**2015:** Garnered All-Star honors for the 2nd straight season, earning a spot in the South Atlantic League All-Star Game...made the full conversion to catcher, appearing in 87 G behind the plate for Hickory (A)...compiled a .992 fielding percentage (6 E/760 TC) and threw out 31 of 92 (33.7%) of attempted base stealers, 5th-highest percentage in the SAL...ranked among the team leaders in home runs (2nd, 14), RBI (2nd, 63), and doubles (T2nd, 19)...batted .318 (7-22) over 6 G in the SAL playoffs...played in 6 G with the Surprise Saguaros in the Arizona Fall League, batting .217 (5-23)...**2014:** Earned Northwest League All-Star honors in 1st professional season...was the MiLB.com Top Star of the

TREVINO CONTINUED

Game at the NWL All-Star Game, recording a pair of doubles in the contest...ranked among the NWL leaders in home runs (T3rd, 9), RBI (4th, 49), and doubles (6th, 18)...logged time at catcher, second, third, and shortstop.

COMMUNITY: Has participated in the annual children's hospital visits for three years, Rangers Winter Caravan and Fan Fest...prior to the Holidays, hosted the 3rd annual Trevino's Toy Drive at his alma mater, John Paul II High School in Corpus Christi...Toy Drive also included a baseball camp for local youth players, led by Trevino and various other professional players with ties to the area...this year's festivities featured Jose, dressed as Santa Claus, arriving to the field via helicopter...has been a regular guest speaker at Oral Roberts' annual Diamond Dinner benefitting the school's baseball program.

AMATEUR/PERSONAL: Jose Trevino...has a son, Josiah Cruz (6/10/18)...was a 3-time all-conference selection at Oral Roberts University, where he was a teammate of former Ranger Chi Chi Gonzalez...selected Summit League Newcomer of the Year following freshman campaign... in 2014, was tabbed as the shortstop on the Southland Conference All-Conference Second Team after earning a spot on the third team as a catcher in 2013...made an in-season transition from third base to shortstop for the Golden Eagles as a junior...is a 2011 graduate of John Paul II High School in Corpus Christi, Texas...tied the Texas state record with 25 home runs during his senior campaign and led the school to back-to-back state titles in 2010 and 2011...had his #21 retired at the John Paul II Baseball Booster Potluck Dinner on 2/11/16.

CAREER RECORD

YEAR	CLUB	AVG	G	AB	R	H	TB	2B	3B	HR	RBI	SH	SF	BB-I	SO	SB	CS	HP	GDP	OBP	SLG
2014	Spokane—1	.257	72	288	58	74	129	22	3	9	49	0	5	23-1	50	2	0	3	14	.313	.448
2015	Hickory	.262	112	424	62	111	176	19	2	14	63	3	3	18-0	60	1	4	1	12	.291	.415
2016	High Desert	.303	109	433	67	131	188	30	0	9	68	0	4	26-2	49	2	1	2	7	.342	.434
2017	Frisco	.241	105	402	39	97	130	12	0	7	42	1	1	19-1	44	1	2	0	16	.275	.323
2018	Frisco	.234	46	184	18	43	61	7	1	3	16	0	3	13-0	27	0	1	1	8	.284	.332
	Texas	.250	3	8	0	2	0	0	0	3	0	0	0-0	1	0	0	0	1	.250	.250	
2019	Nashville	.226	40	146	16	33	49	10	0	2	22	0	2	8-0	28	2	0	0	5	.263	.336
	AZL Rangers	.167	11	36	3	6	10	1	0	1	6	0	0	2-0	2	0	0	0	0	.211	.278
	Texas	.258	40	120	18	31	46	9	0	2	13	1	2	3-0	27	0	0	0	6	.272	.383
	MAJOR TOTALS	.258	43	128	18	33	48	9	0	2	16	1	2	3-0	28	0	0	0	7	.271	.375
	MINOR TOTALS	.259	495	1913	263	495	743	101	6	45	266	4	18	109-4	260	8	8	7	62	.298	.388

* Led league # Tied for league lead

1- Selected by Texas in the 6th round of the 2014 June draft...signed by Bobby Crook on June 8, 2014.

CAREER FIELDING

C	PCT	G	PO	A	E	TC	DP
2018	1.000	3	15	0	0	15	0
2019	.996	40	259	13	1	273	1
Totals	.977	43	274	13	1	288	1

C (ADV.)	CS	SB	ATT	CS%	CERA	PB
2018	0	0	0	-	3.71	0
2019	6	9	15	60.0	5.53	1
Totals	6	9	15	60.0	5.43	1

CAREER HIGHS

Hits: 3, 2x, last Sept. 8, 2019 at BAL
Runs: 2, 3x, last Sept. 27, 2019 vs. NYY
Doubles: 2, Aug. 30, 2019 vs. SEA
Home Runs: 1, 2x, last Sept. 2, 2019 at NYY
RBI: 2, 3x, last Sept. 14, 2019 vs. OAK
Walks: 1, 3x, last Sept. 14, 2019 vs. OAK
Hitting Streak: 4, 3x, last Sept. 12-15, 2019



Rangers catcher Jose Trevino, shown here during the team's hospital visits in December, has been very active in charitable initiatives throughout his professional career.

EDINSON VÓLQUEZ



RHP #36

R BATS **R** THROWS
6'11" **230** lbs
 HEIGHT WEIGHT
36
 OPENING DAY AGE

BORN • July 3, 1983 in Santo Domingo, Dominican Republic
RESIDES • Santo Domingo, Dominican Republic
ACQUIRED • Signed as a minor league free agent on Feb. 16, 2018
CONTRACT STATUS • Signed through 2020
SERVICE TIME • 11.059 **OPTIONS USED** • 3/3

NON-ROSTER INVITEE

CAREER: The 36-year-old veteran right-hander signed a minor league contract with the Rangers in December, as he attempts to return to the mound after spending nearly 5 months on the injured list in the middle of 2019...was with Texas in 2018-19 after signing a 2-year deal, although he spent the first of those campaigns rehabbing from 8/4/17 'Tommy John' ligament replacement surgery on his right elbow...is in a 3rd straight season with the organization that originally signed him in 2001, as he spent his first three big league seasons with Texas from 2005-07...has made 5 career Opening Day starts...made All-Star team for only time in his career in 2008 after being traded by the Rangers to Cincinnati in a deal for Josh Hamilton...Vólquez was in the rotation for the Royals' 2015 World Series championship squad, making quality starts in 2 of the club's 4 World Series wins, although he did not record a victory...over five seasons preceding his elbow surgery, Vólquez averaged 11 wins, 32 starts, and 187 innings per year from 2012-16...he has gone 93-87 with a 4.42 ERA over 276 games/269 starts with Texas (2005-07, 2019), Cincinnati (2008-11), San Diego (2012-13), Los Angeles-NL (2013), Pittsburgh (2014), Kansas City (2015-16), and Miami (2017)...name is pronounced EHD-in-sin VOHL-keh-z.

2019: Vólquez had returned to form as a member of the Rangers' season-opening rotation, but his campaign was derailed by a nearly 5-month stay on the injured list, and he finished the year in the bullpen...finished the year with a 0-1 record, 6.75 ERA (12 ER/16.0 IP), and 2.000 WHIP in 11 games/4 starts...pitched in a Texas uniform for the first time since 2007, as he had 20 G/17 GS with the Rangers from 2005-07.

SUMMARY: Returned to mound with start on 3/30 vs. CHC (4.0 IP, 4 R-ER), taking ND in Rangers' 8-6 win, his 1st ML start since 7/5/17 with Miami Marlins...in 2nd start on 4/4 at LAA (3.2 IP, 2 R-ER), pitched through an issue with his right elbow that would lead to IL stay...was on the injured list from 4/5-8/31 with a right elbow sprain...placed on 10-day injured list on 4/5, and transferred to 60-day IL on 4/13...made 8 app. in August on injury rehabilitation assignment with the AZL Rangers (Rookie), 8/7-17, and Frisco (AA), 8/20-28, posting a combined 1.13 ERA (1 ER/8.0 IP) and holding opponents to a .207 (6-29) BA w/ 2 BB/6 SO...activated from IL on 9/1 and went 0-1 with one hold and a 6.48 ERA (6 ER/8.1 IP) over 9 G/2 GS in September...all 9 outings were 3-outs-or-less...pitched scoreless inning on 9/1 vs. SEA, 1st ML relief app. since 10/4/15 at MIN w/ KC...made starts as an 'opener' on 9/3 at NYY (1.0 IP, 2 R-ER) and 9/24 vs. BOS (0.2 IP, 4 R-ER)...final appearance came in relief on 9/27 vs. NYY (1.0 IP, 0 R), whiffing final BF (Luke Voit).

2018/SURGERY: Had 'Tommy John' ligament replacement surgery performed on 8/4/17 by Dr. Timothy Kremchek in Cincinnati...marked his 2nd such surgery, also 8/3/09...agreed to terms with Texas on a minor league contract covering the 2018

and 2019 seasons on 2/16/18 as he continued his rehabilitation process...was on the Round Rock (AAA) disabled list for the entire season and spent bulk of the year at the Rangers' facility in Surprise, Ari...Texas selected his contract from Round Rock (AAA) on 11/20/18.

NO-HITTER: Pitched a no-hitter for Miami in a 3-0 win on 6/3/17 vs. ARI (9.0 IP, 0 H, 0 R, 2 BB, 10 SO), just 28th no-no in MLB history where the pitcher faced the minimum 27 batters (including 19 perfect games)...would make just 6 more starts with the Marlins after the no-no...it was MLB's lone no-hitter in 2017, and the only such outing by any right-handed starter in the majors in 2017-18...it was the 6th no-hitter in MIA history, and snapped majors' longest no-no drought in over a decade since CHC's Jake Arrieta on 4/21/16 at CIN...entered the start with a 1-7 (.125) record, lowest win pct. (3+ decisions) ever entering a no-hitter (prev. 2-10, .167 by KC Cowboys' Henry Porter in 1888 and BAL's Hoyt Wilhelm in 1958).

POSTSEASON: Has pitched in postseason for 3 different teams: 2010 Reds, 2014 Pirates, 2015 Royals...was also active for Dodgers in 2013 NLCS vs. STL, but did not make an appearance...is 1-4, 5.35 (21 ER/35.1 IP) in 7 G/GS in playoffs in his career, with his teams totaling 3 runs in his 4 defeats...lost 1st 2 starts in 2010 NLDS G1 at PHI (1.2 IP, 4 R-ER) and 2014 NLWC vs. SF (5.0 IP, 5 R-ER), facing Roy Halladay (no-hitter) and Madison Bumgarner (CG SHO) in those 2 contests...was 1-2, 3.77 (12 ER/28.2 IP) with .186 opp. BA for K.C. in 2015 postseason, posting quality starts in 2 of the Royals' 4 wins in the World Series...posted 6.0 SHO IP in 2015 ALCS G1 vs. TOR, 4th Royals starter with 6.0+ SHO IP in a postseason game: Danny Jackson (1985), Bret Saberhagen (1985), Yordano Ventura (2014)...started Games 1 and 5 in World Series, and was not with the club during Games 2 or 3 after his father, Danio, passed away hours before his Game 1 start.

2017: Signed a 2-year contract with MIA on 12/11/16, and in his lone season with the Marlins posted a 4.19 ERA and 1.419 WHIP figure in 17 G/GS before his season was ended by elbow surgery (see separate text)...on DL 5/3-13 with blister on right thumb...also placed on DL on 7/7 with left knee tendinitis ahead of his 8/4/17 elbow surgery...released by MIA on 12/13...last outing was 7/5 at STL (4.0 IP, 6 H, 4 R-ER)...went 0-7, 4.82 (25 ER/46.2 IP) over 1st 9 starts thru 5/24, averaging N.L.-low 2.31 runs of support per 9 to that point...was longest single-season losing streak of his career...went 4-1, 3.55 (18 ER/45.2 IP) in final 8 GS, including his no-hitter...made 5th career Opening Day start in MIA debut, 5.0 SHO IP on 4/3 at WAS, going 2-for-2 at the plate in 1st career multi-hit game...exited start 5/2 vs. TB due to blister, but became only pitcher in modern MLB history (since 1900) with 8 BB and 9 SO in outing of less than 5.0 IP...career strikeout no. 1300, 6/20 vs. WAS...**2016:** Made a career-high 34 starts in his 2nd and final season with KC,

FRONT OFFICE

COACHES

VÓLQUEZ

2019 REVIEW

OPINIONS

RECORDS

DEVELOPMENT

MEDIA

VÓLQUEZ CONTINUED

FRONT OFFICE

COACHES

VÓLQUEZ

2019 REVIEW

OPPONENTS

RECORDS

DEVELOPMENT

MEDIA

T2nd-most in MLB...had 5.82 ERA in 1st inning of starts...went 3-1, 0.84 (3 ER/32.1 IP) in 5 G/GS in Interleague play, holding N.L. to .203 opp. BA...earned lone career Opening Day win on 4/3 vs. NYM (6.0 SHO IP) in a World Series rematch...**2015:** Career-high 200.1 IP in 1st season with eventual World Series winner K.C., while making 2nd-most starts (33) of his career... had 13 wins, T2nd-most in a single season for Vólquez...team-high 19 QS...went 8-4, 3.48 in 16 GS at Kauffman Stadium... his .202 (38-188) opp. BA with RISP was 5th-lowest in A.L... Royals June Pitcher of the Month...**2014:** Set career bests in ERA (3.04) and WHIP (1.230) for N.L. Wild Card Pirates in his lone season with PIT...tied 2nd-most wins (13) and posted 3rd-most innings (192.2) of his career...led staff in wins, innings, starts, and ERA...beg. 6/23, went 9-1, 1.85 in final 17 G/GS, 4th-lowest ERA in majors in that span...**2013:** Combined to go 9-12, 5.71 in 33 G/32 GS for SD and LAD...posted his highest WHIP (1.585) in any full season, while 5.71 ERA was 2nd-highest... ended regular season with 18.0 consecutive scoreless innings for Dodgers after being DFA'd by Padres on 8/24...signed with LAD on 8/30...hit 1st career HR, 6/2 vs. TOR...**2012:** In 1st season with SD, ranked 9th in N.L. with .236 opp. BA...went 5-1, 1.90 (10 ER/47.1 IP) in final 8 starts at home...pitched one-hit SHO, 7/19 vs. HOU...**2011:** In final season with CIN, served as Opening Day starter and went on to record highest ERA (5.71) in any full season, and 2nd-highest WHIP (1.574)...**2010:** Career-best 9.6 SO/9 in just 12 starts for CIN after opening campaign on 60-day DL following successful 'Tommy John' ligament replacement surgery on 8/3/09...returned 7/17 vs. COL...**2009:** Had lowest opp. BA in N.L. at .191 when he was placed on the

DL 6/2 with an elbow injury that would require season-ending surgery...**2008:** Selected a N.L. All-Star in his 1st season with CIN, recording career highs with 17 wins and 206 strikeouts while posting 2nd-most innings in any campaign (196.0)...his 9.5 SO/9 was best in any full season...finished 4th in N.L. Rookie of the Year voting and was also selected the Johnny Vander Meer Award winner as the Reds' Most Outstanding Pitcher by Cincinnati Chapter of the BBWAA...ranked among N.L. leaders in SO (T2nd, 206), SO/9 (2nd, 9.46), wins (T3rd, 17), opp. BA (5th, .232), ERA (8th, 3.21)...his 2.43 road ERA was also 2nd in the league...allowed one ER-or-less over each of 1st 8 starts, tying ML record...1st in MLB to allow 2-or-fewer ER in each of 1st 12 GS since DET's Al Benton in 1945...collected 1st ML hit on 5/2 at ATL (single off Tim Hudson)...**2007:** In final season in TEX organization, selected Rangers Nolan Ryan Minor League Pitcher of the Year...led organization in SO (166), was T2nd in wins (16), and 5th in ERA...made 6 starts after 9/1 recall...last outing w/ TEX: 9/28 at SEA (ND, 5.1 IP, 6 H, 3 R-ER)...traded to CIN on 12/21/07...**2006:** Earned 1st ML win, 8/12 vs. SEA (7.0 SHO IP)...lost 6 of 8 starts...selected Pacific Coast League All-Star...**2005:** Made ML debut on 8/30/05 vs. CWS in game 2 of a doubleheader in Arlington (L, 4.2 IP, 5 R-ER)...started opposite Brandon McCarthy, who earned his 1st ML win (7.2 SHO IP)... Pitched in 2005 Futures Game, posting a scoreless 2nd inning for World Team at DET's Comerica Park...named Texas League midseason All-Star.

PERSONAL: Edinson Vólquez...resides in Santo Domingo, Dominican Republic during the offseason with his wife, Roandy and twin daughters, Eylon and Aylin (11/5/13).

CAREER RECORD

YEAR	CLUB	W-L	ERA	G	GS	CG	SHO	SV	IP	H	R	ER	HR	HB	BB-I	SO	WP	BK	AVG
2002	DSL Rangers—1	1-2	2.68	14	8	0	0	0	47.0	45	19	14	1	4	14-1	58	4	1	---
2003	AZL Rangers	2-1	4.00	10	4	0	0	1	27.0	24	14	12	1	2	11-0	28	4	0	.245
2004	Clinton	4-4	4.21	21	15	0	0	3	87.2	82	49	41	8	3	27-1	74	4	1	.246
	Stockton	4-1	2.95	8	8	0	0	0	39.2	31	16	13	6	2	14-0	34	2	0	.221
2005	Bakersfield	5-4	4.19	11	11	1	0	0	66.2	64	34	31	9	7	12-0	77	3	0	.252
	Frisco	1-5	4.14	10	10	1	1	0	58.2	58	29	27	6	1	17-0	49	1	0	.258
	AZL Rangers	0-0	0.00	1	1	0	0	0	2.0	2	0	0	0	0	0-0	2	1	0	.222
	Texas	0-4	14.21	6	3	0	0	0	12.2	25	22	20	3	2	10-0	11	0	0	.403
2006	Oklahoma	6-6	3.21	21	21	0	0	0	120.2	86	51	43	9	4	72-0	130	3	2	.203
	Texas	1-6	7.29	8	8	0	0	0	33.1	52	28	27	7	1	17-0	15	0	0	.359
2007	Bakersfield	0-4	7.13	7	7	0	0	0	35.1	27	28	28	4	2	20-0	38	5	0	.211
	Frisco	8-1	3.55	11	11	0	0	0	58.1	46	23	23	9	2	19-0	62	1	0	.212
	Oklahoma	6-1	1.41	8	8	0	0	0	51.0	25	8	8	0	1	21-0	66	3	0	.146
	Texas	2-1	4.50	6	6	0	0	0	34.0	34	18	17	4	2	15-0	29	0	0	.262
2008	Cincinnati—2	17-6	3.21	33	32	0	0	0	196.0	167	82	70	14	*14	93-5	206	10	1	.232
2009	Cincinnati—3, 4	4-2	4.35	9	9	0	0	0	49.2	34	25	24	6	5	32-0	47	2	1	.191
2010	Lynchburg	1-0	0.00	2	2	0	0	0	8.0	3	0	0	0	1	0-0	7	0	0	.111
	Louisville	3-0	1.96	4	4	0	0	0	23.0	11	5	5	1	1	8-0	21	2	0	.143
	Cincinnati—5, 6	4-3	4.31	12	12	0	0	0	62.2	59	30	30	6	3	35-0	67	5	0	.253
	Dayton	0-0	1.38	2	2	0	0	0	13.0	11	4	2	2	1	4-0	19	0	0	.224
2011	Cincinnati	5-7	5.71	20	20	0	0	0	108.2	106	72	69	19	4	65-3	104	5	2	.259
	Louisville	4-2	2.37	13	13	1	0	0	87.1	72	31	23	5	4	29-0	83	7	0	.223
2012	San Diego—7	11-11	4.14	32	32	1	1	0	182.2	160	88	84	14	9	*105-6	174	9	1	.236
2013	San Diego—8	9-10	6.01	27	27	0	0	0	142.1	168	100	95	14	3	69-2	116	11	0	.291
	Los Angeles-NL—9	0-2	4.18	6	5	0	0	0	28.0	25	14	13	5	0	8-0	26	5	0	.234
2014	Pittsburgh—10	13-7	3.04	32	31	1	0	0	192.2	166	75	65	17	14	71-6	140	15	0	.235
2015	Kansas City—11, 12	13-9	3.55	34	33	1	0	0	200.1	190	89	79	16	8	72-1	155	3	0	.251
2016	Kansas City	10-11	5.37	34	34	0	0	0	189.1	217	124	*113	23	7	76-1	139	5	1	.286
2017	Miami—13, 14, 15, 16	4-8	4.19	17	17	1	1	0	92.1	78	46	43	8	3	53-3	81	4	0	.236
2018	—17																		
2019	Texas—18, 19	0-1	6.75	11	4	0	0	0	16.0	20	12	12	3	0	12-0	10	3	0	.317
	AZL Rangers	0-0	0.00	4	4	0	0	0	4.0	3	1	0	0	0	1-0	1	0	0	.214
	Frisco	0-1	2.25	4	4	0	0	0	4.0	3	1	1	0	0	1-0	5	1	0	.200
MAJOR TOTALS		93-88	4.45	287	273	4	2	0	1540.2	1501	825	761	159	75	733-27	1320	77	6	.256
MINOR TOTALS		44-30	3.37	137	125	3	1	4	686.1	548	294	257	60	31	256-1	696	37	3	.219

* Led league # Tied for league lead

VÓLQUEZ CONTINUED

FRONT OFFICE

COACHES

VÓLQUEZ

2019 REVIEW

OPPONENTS

RECORDS

DEVELOPMENT

MEDIA

- 1- Signed by Texas as a non-drafted free agent on Oct. 29, 2001...signed by Rodolfo Rosario.
- 2- Acquired by Cincinnati from Texas, along with LHP Danny Herrera, in exchange for OF Josh Hamilton on Dec. 21, 2007.
- 3- On disabled list, May 17-31, 2009, with back spasms.
- 4- On disabled list, June 2, 2009-end of season, with right elbow tendinitis.
- 5- On disabled list, Feb. 22-July 16, 2010, while recovering from right elbow surgery...included rehab assignment with Louisville, June 21-July 16.
- 6- On MLB Suspended List, April 21-June 13, 2010.
- 7- Acquired by San Diego from Cincinnati, along with INF Yonder Alonso, RHP Brad Boxberger, and C Yasmani Grandal, in exchange for RHP Mat Latos on Dec. 17, 2011.
- 8- Released by San Diego on Aug. 25, 2013.
- 9- Signed by Los Angeles-NL as a free agent on Aug. 30, 2013.
- 10- Signed by Pittsburgh as a free agent on Dec. 13, 2013.
- 11- Signed by Kansas City as a free agent on Dec. 29, 2014.
- 12- On MLB Suspended List, April 27-May 1, 2015.
- 13- Signed by Miami as a free agent on Dec. 1, 2016.
- 14- On disabled list, May 3-13, 2017, with blister on right thumb.
- 15- On disabled list, July 7, 2017-end of season, with left knee tendinitis.
- 16- Released by Miami on Dec. 13, 2017.
- 17- Signed by Texas as a minor league free agent on Feb. 16, 2018.
- 18- On injured list, April 5-Aug. 31, 2019, with right elbow sprain...included rehab assignments with AZL Rangers, Aug. 7-19, and Frisco, Aug. 20-31.
- 19- Granted free agency on October 31, 2019...re-signed with Texas on December 19, 2019.

POSTSEASON RECORD

SERIES	CLUB	W-L	ERA	G	GS	CG	SHO	SV	IP	H	R	ER	HR	HB	BB-I	SO	WP	BK	AVG
2010 NLDS	CIN vs. PHI	0-1	21.60	1	1	0	0	0	1.2	4	4	4	0	0	2-0	0	0	0	.500
2014 NLWC	PIT vs. SF	0-1	9.00	1	1	0	0	0	5.0	5	5	5	1	0	3-0	3	0	0	.250
2015 ALDS	KC vs. HOU	0-1	4.76	1	1	0	0	0	5.2	5	3	3	0	0	4-1	8	0	0	.250
2015 ALCS	KC vs. TOR	1-1	4.09	2	2	0	0	0	11.0	5	5	5	1	1	8-0	7	0	0	.139
2015 WS	KC vs. NYM	0-0	3.00	2	2	0	0	0	12.0	8	5	4	2	1	6-1	8	0	0	.195
WC TOTALS		0-1	9.00	1	1	0	0	0	5.0	5	5	5	1	0	3-0	3	0	0	.250
LDS TOTALS		0-2	8.59	2	2	0	0	0	7.1	9	7	7	0	0	6-1	8	0	0	.321
LCS TOTALS		1-1	4.09	2	2	0	0	0	11.0	5	5	5	1	1	8-0	7	0	0	.139
WS TOTALS		0-0	3.00	2	2	0	0	0	12.0	8	5	4	2	1	6-1	8	0	0	.195
POSTSEASON TOTALS		1-4	5.35	7	7	0	0	0	35.1	27	22	21	4	2	23-2	26	0	0	.216

ALL-STAR GAME RECORD

YEAR	CLUB	W-L	ERA	G	GS	CG	SHO	SV	IP	H	R	ER	HR	HB	BB-I	SO	WP	BK	AVG
2008	NL, New York-AL	0-0	18.00	1	0	0	0	0	1.0	2	2	2	1	0	0-0	2	0	0	.400

WORLD BASEBALL CLASSIC RECORD


YEAR	CLUB	W-L	ERA	G	GS	CG	SHO	SV	IP	H	R	ER	HR	HB	BB-I	SO	WP	BK	AVG
2009	Dominican Republic	0-1	0.00	1	1	0	0	0	3.0	2	3	0	0	0	2-0	3	0	0	-
2013	Dominican Republic	1-0	4.35	3	3	0	0	0	10.1	5	5	5	1	0	6-0	9	0	0	-
2017	Dominican Republic	0-0	1.13	2	2	0	0	0	8.0	10	3	1	0	0	3-0	8	0	0	-
WBC TOTALS		1-1	2.53	6	6	0	0	0	21.1	17	10	6	1	0	11-0	20	0	0	-

CAREER FIELDING

P	PCT	G	PO	A	E	TC	DP
Totals	.958	287	80	171	11	262	6

CAREER HIGHS

Innings: 9.0, 3x, last June 3, 2017 vs. ARI
Relief Innings: 2.0, 2x, last Oct. 4, 2015 at MIN
Low-Hit CG: 0, June 3, 2017 vs. ARI
Strikeouts: 13, Sept. 3, 2008 vs. PIT
Walks: 8, May 2, 2017 vs. TB
Winning Streak: 6, Aug. 7, 2014-April 9, 2015
Losing Streak: 8, Sept. 15, 2016-May 24, 2017
Scoreless Streak: 24.0 IP, Sept. 14, 2014-April 9, 2015



ELI WHITE

R
BATS

R
THROWS

6'3"
HEIGHT

195^{lbs}
WEIGHT

25
OPENING DAY AGE

BORN • June 26, 1994 in Greenville, SC

RESIDES • Piedmont, SC

ACQUIRED • In a 3-team, 7-player trade with OAK and TB on Dec. 21, 2018

CONTRACT STATUS • Signed through 2020

SERVICE TIME • 0.000 **OPTIONS USED** • 0/3

NON-ROSTER INVITEE

INF #76

CAREER: The 25-year-old infielder is in Major League spring training camp for the second straight year and is still seeking his first big league action...reached the Triple-A level for the first time in 2019, spending the entirety of the campaign with Nashville and belting a career-high 14 home runs...a versatile defender, White served as the Sounds' primary shortstop last season and also saw extended time in center field...has also played second base and third base in his pro career...is entering his second season in the Texas organization since being acquired in a three-team, seven-player trade on 12/21/18...the Clemson University product and South Carolina native has registered a .277/.355/.413/.768 slash line with 29 home runs and 159 RBI in 426 games over four minor league seasons...a three-time draftee, he was selected by Oakland in the 11th round of the 2016 June draft and signed by Athletics scout Neil Avent... he was also drafted by Pittsburgh in 2015 and by Cincinnati in 2013, but did not sign.

NASHVILLE IN 2019: Spent the entire season with Nashville, hitting a career-high 14 home runs after entering 2019 with 15 home runs over his 1st 3 pro seasons...batted .265 (61-230) thru 1st 61 G, then hit .196 (29-148) over next 38 G to drop season BA to .237...slashed .356/.449/.525/.975 (21-59) over final 17 G rise from .237 to .253...made 112 starts at SS (89), CF (22), and 2B (1)...was on the injured list from 8/23-end of season with a shoulder injury (retroactive to 8/20)...hit .281 (32-114) vs. LHP and .245 (79-323) vs. RHP...went 32-for-94 (.340) when leading off an inning.

2018: Acquired from Oakland in a 3-team, 7-player trade on 12/21/18...ranked as Texas' 12th-best prospect following the trade according to MLB.com...earned both mid-season and

postseason All-Star honors in the Texas League...tapped as the 20th-best prospect in the TL by *Baseball America*...voted Best Defensive Second Baseman in the same publication...selected as an Oakland organizational All-Star by MLB.com...ranked among the TL leaders in hits (1st, 154), triples (T1st, 8), OBP (2nd, .388), batting (2nd, .306), walks (T3rd, 62), OPS (4th, .838), total bases (4th, 227), and doubles (5th, 30)...saw action at second, third, shortstop, and center field...was 21-for-61 (.344) with 2 doubles, a triple, home run, and 10 RBI over 15 games with Mesa in the Arizona Fall League...**2017:** Led all Oakland farmhands with 32 doubles, good for 5th in the California League...was among the Stockton team leaders in doubles (1st), stolen bases (1st, 12), hits (3rd, 121), triples (3rd, 6), runs (4th, 71), and walks (4th, 41)...batted .308/.355/.484/.839 over final 38 games beginning 7/5...**2016:** Named a New York-Penn League mid-season All-Star in his 1st pro season...played in one game with the AZL Athletics before promotion to Vermont on 6/21.

PERSONAL/AMATEUR: Elijah Thomas White...was the starting shortstop for the Clemson Tigers in 2015 and 2016, helping the club to an ACC Tournament title and NCAA Regional appearance in 2016...was teammates with D-backs prospect Seth Beer and fellow Texas farmhand Alex Eubanks in his final season at Clemson...was a two-time ACC Academic Honor Roll member and majored in financial management...selected by Oakland in the 11th round of the 2016 June draft and signed by Neil Avent...also drafted by Pittsburgh in the 37th round of the 2015 June draft and Cincinnati in the 26th round of the 2013 June draft, but did not sign...was an all-state selection as a senior at Wren (S.C.) High School.

CAREER RECORD

YEAR	CLUB	AVG	G	AB	R	H	TB	2B	3B	HR	RBI	SH	SF	BB-I	SO	SB	CS	HP	GDP	OBP	SLG
2016	AZL Athletics-1,2,3	.000	1	3	0	0	0	0	0	0	0	0	0	0-0	0	0	0	0	0	.000	.000
	Vermont	.279	64	233	31	65	84	11	1	2	25	0	6	26-0	65	12	3	2	2	.348	.361
2017	Stockton	.270	115	448	71	121	177	32	6	4	36	2	2	41-0	121	12	5	9	9	.342	.395
2018	Midland—4	.306	130	504	*81	*154	227	30	#8	9	55	0	4	62-1	116	18	9	8	3	.388	.450
2019	Nashville	.253	116	438	63	111	183	20	5	14	43	1	3	43-0	138	14	5	14	9	.337	.418
MINOR TOTALS		.277	426	1626	246	451	671	93	20	29	159	3	15	172-1	440	56	22	33	23	.355	.413

* Led league # Tied for league lead

- 1- Selected by Cincinnati in the 26th round of the 2013 June draft...did not sign.
- 2- Selected by Pittsburgh in the 37th round of the 2015 June draft...did not sign.
- 3- Selected by Oakland in the 11th round of the 2016 June draft...signed by Neil Avent.
- 4- Acquired by Texas from Oakland, along with international slot compensation, as part of 3-team trade with Tampa Bay that sent LHP Kyle Bird, LHP Brock Burke, and RHP Yoel Espinal to Texas, INF Jurickson Profar to Oakland, and RHP Rollie Lacy, RHP Emilio Pagan, and a 2019 Competitive Balance Round A pick to Tampa Bay on Dec. 21, 2018.

2020 TEXAS 40-MAN ROSTER

Manager: Chris Woodward (8) **Coaches:** Tony Beasley (27), Callix Crabbe (99), Doug Mahfus (64), Héctor Ortiz (4), Luis Ortiz (18), Corey Ragsdale (43), Julio Rangel (47), Don Wakamatsu (22)

NO.	PITCHERS (22)	B	T	HT	WT	DOB	BIRTHPLACE	RESIDENCE	CLASS	WL	ERA	G	GS	CG	SV	IP	H	R	ER	BB-I	SO	MLS
39	Allard, Koby	L	L	6-1	195	08/13/97	Anaheim, CA	San Clemente, CA	AAA	7-5	4.17	20	20	0	0	110.0	119	60	51	36-0	98	0,114
									AAA	0-0	0.00	1	1	0	0	5.0	4	0	2-0	8		
									Nashville													
70	Burke, Brock	L	L	6-4	210	08/04/96	Chicago, IL	Denver, CO	MLB	4-2	4.96	9	9	0	0	45.1	52	26	15	19-0	33	0,041
									AA	3-5	3.18	9	9	0	0	45.1	34	19	16	12-0	49	0,041
									Rk.	0-0	0.00	1	1	0	0	4.0	2	0	0-0	3		
									AZL Rangers													
									Hickory	0-0	7.20	1	1	0	0	5.0	9	4	4	0-0	3	
									Nashville	0-0	7.88	2	2	0	0	8.0	12	7	7	6-0	11	
									AAA	0-2	7.43	6	6	0	0	26.2	30	22	22	11-0	14	9,108
									MLB	3-5	4.85	48	9	0	1	78.0	82	48	42	22-0	72	0,000
									MLB													
									Down East													
									AA	4-0	0.81	17	0	0	6	22.1	9	3	4	17-2	40	0,000
									AA	2-0	0.96	30	0	0	6	37.2	14	4	4	22-1	60	0,000
									AA	2-0	0.96	30	0	0	6	37.2	14	4	4	22-1	60	0,000
									AA	2-0	0.96	30	0	0	6	37.2	14	4	4	22-1	60	0,000
									AA	2-0	0.96	30	0	0	6	37.2	14	4	4	22-1	60	0,000
									AA	2-0	0.96	30	0	0	6	37.2	14	4	4	22-1	60	0,000
									AA	2-0	0.96	30	0	0	6	37.2	14	4	4	22-1	60	0,000
									AA	2-0	0.96	30	0	0	6	37.2	14	4	4	22-1	60	0,000
									AA	2-0	0.96	30	0	0	6	37.2	14	4	4	22-1	60	0,000
									AA	2-0	0.96	30	0	0	6	37.2	14	4	4	22-1	60	0,000
									AA	2-0	0.96	30	0	0	6	37.2	14	4	4	22-1	60	0,000
									AA	2-0	0.96	30	0	0	6	37.2	14	4	4	22-1	60	0,000
									AA	2-0	0.96	30	0	0	6	37.2	14	4	4	22-1	60	0,000
									AA	2-0	0.96	30	0	0	6	37.2	14	4	4	22-1	60	0,000
									AA	2-0	0.96	30	0	0	6	37.2	14	4	4	22-1	60	0,000
									AA	2-0	0.96	30	0	0	6	37.2	14	4	4	22-1	60	0,000
									AA	2-0	0.96	30	0	0	6	37.2	14	4	4	22-1	60	0,000
									AA	2-0	0.96	30	0	0	6	37.2	14	4	4	22-1	60	0,000
									AA	2-0	0.96	30	0	0	6	37.2	14	4	4	22-1	60	0,000
									AA	2-0	0.96	30	0	0	6	37.2	14	4	4	22-1	60	0,000
									AA	2-0	0.96	30	0	0	6	37.2	14	4	4	22-1	60	0,000
									AA	2-0	0.96	30	0	0	6	37.2	14	4	4	22-1	60	0,000
									AA	2-0	0.96	30	0	0	6	37.2	14	4	4	22-1	60	0,000
									AA	2-0	0.96	30	0	0	6	37.2	14	4	4	22-1	60	0,000
									AA	2-0	0.96	30	0	0	6	37.2	14	4	4	22-1	60	0,000
									AA	2-0	0.96	30	0	0	6	37.2	14	4	4	22-1	60	0,000
									AA	2-0	0.96	30	0	0	6	37.2	14	4	4	22-1	60	0,000
									AA	2-0	0.96	30	0	0	6	37.2	14	4	4	22-1	60	0,000
									AA	2-0	0.96	30	0	0	6	37.2	14	4	4	22-1	60	0,000
									AA	2-0	0.96	30	0	0	6	37.2	14	4	4	22-1	60	0,000
									AA	2-0	0.96	30	0	0	6	37.2	14	4	4	22-1	60	0,000
									AA	2-0	0.96	30	0	0	6	37.2	14	4	4	22-1	60	0,000
									AA	2-0	0.96	30	0	0	6	37.2	14	4	4	22-1	60	0,000
									AA	2-0	0.96	30	0	0	6	37.2	14	4	4	22-1	60	0,000
									AA	2-0	0.96	30	0	0	6	37.2	14	4	4	22-1	60	0,000
									AA	2-0	0.96	30	0	0	6	37.2	14	4	4	22-1	60	0,000
									AA	2-0	0.96	30	0	0	6	37.2	14	4	4	22-1	60	0,000
									AA	2-0	0.96	30	0	0	6	37.2	14	4	4	22-1	60	0,000
									AA	2-0	0.96	30	0	0	6	37.2	14	4	4	22-1	60	0,000
									AA	2-0	0.96	30	0	0	6	37.2	14	4	4	22-1	60	0,000
									AA	2-0	0.96	30	0	0	6	37.2	14	4	4	22-1	60	0,000
									AA	2-0	0.96	30	0	0	6	37.2	14	4	4	22-1	60	0,000
									AA	2-0	0.96	30	0	0	6	37.2	14	4	4	22-1	60	0,000
									AA	2-0	0.96	30	0	0	6	37.2	14	4	4	22-1	60	0,000
									AA	2-0	0.96	30	0	0	6	37.2	14	4	4	22-1	60	0,000
									AA	2-0	0.96	30	0	0	6	37.2	14	4	4	22-1	60	0,000
									AA	2-0	0.96	30	0	0	6	37.2	14	4	4	22-1	60	0,000
									AA	2-0	0.96	30	0	0	6	37.2	14	4	4	22-1	60	0,000
									AA	2-0	0.96	30	0	0	6	37.2	14	4	4	22-1	60	0,000
									AA	2-0	0.96	30	0	0	6	37.2	14	4	4	22-1	60	0,000
									AA	2-0	0.96	30	0	0	6	37.2	14	4	4	22-1	60	0,000
									AA	2-0	0.96	30	0	0	6	37.2	14	4	4	22-1	60	0,000
									AA	2-0	0.96	30	0	0	6	37.2	14	4	4	22-1	60	0,000
									AA	2-0	0.96	30	0	0	6	37.2	14	4	4	22-1	60	0,000
									AA	2-0	0.96	30	0	0	6	37.2	14	4	4	22-1	60	0,000
									AA	2-0	0.96	30	0	0	6	37.2	14	4	4	22-1	60	0,000
									AA	2-0	0.96	30	0	0	6	37.2	14	4	4	22-1	60	0,000
									AA	2-0	0.96	30	0	0	6	37.2	14	4	4	22-1	60	0,000
									AA	2-0	0.96	30	0	0								

2020 TEXAS 40-MAN ROSTER CONT.

NO.	CATCHERS (3)	B	T	HT	WT	DOB	BIRTHPLACE	RESIDENCE	2019 CLUB	CLASS	AVG.	G	AB	R	H	2B	3B	HR	RBI	BB-I	SO	SB	MLS	
61	Chirinos, Robinson	R	R	6-1	218	06/05/84	Punto Fijo, VZ	Heath, TX	Houston	MLB	.238	114	366	57	87	22	1	17	58	51-1	125	1	7,103	
2	Mahlis, Jeff	R	R	6-0	205	03/31/83	Marianna, FL	Santa Rosa Beach, FL	Texas	MLB	.158	86	228	17	36	9	0	2	12	15-1	87	1	13,012	
56	Trevino, Jose	R	R	5-11	210	11/28/92	Corpus Christi, TX	Frisco, TX	Nashville	AAA	.226	40	146	16	33	10	0	2	22	8-0	28	2	0,063	
									AZL Rangers	Rk.	.167	11	36	3	6	1	0	1	6	2-0	2	0		
									Texas	MLB	.258	40	120	18	31	9	0	2	13	3-0	27	0		
NO.	INFELDERS (6)	B	T	HT	WT	DOB	BIRTHPLACE	RESIDENCE	2019 CLUB	CLASS	AVG.	G	AB	R	H	2B	3B	HR	RBI	BB-I	SO	SB	MLS	
1	Andrus, Elvis	R	R	6-0	210	08/26/88	Maracay, VZ	Frisco, TX	Texas	MLB	.275	147	600	81	165	27	4	12	72	34-1	96	31	11,000	
									Frisco	AA	.167	2	6	1	1	0	0	1	1	0-0	1	0		
82	Apostel, Sherten	R	R	6-4	235	03/11/99	Willemsstad, Curacao	Willemsstad, Curacao	Down East	A+	.258	80	283	38	73	13	1	15	43	28-0	71	2	0,000	
21	Frazier, Todd	R	R	6-3	220	02/12/86	Toms River, NJ	Toms River, NJ	St. Lucie	A+	.216	11	37	3	8	0	0	1	4	16	23-0	49	0	
									Syracuse	AAA	.400	2	5	2	2	1	0	0	1	8	6-1	8	0	8,071
11	Guzman, Ronald	L	L	6-5	235	10/20/94	La Vega, DR	La Vega, DR	New York-NL	MLB	.251	133	447	63	112	19	2	21	67	40-1	106	1	1,147	
									Frisco	AA	.222	4	18	2	4	0	1	2	0	0-0	4	0		
									Nashville	AAA	.308	30	117	22	36	8	0	5	16	17-1	31	0		
9	Kiner-Falefa, Isiah	R	R	5-11	190	03/23/95	Honolulu, HI	Honolulu, HI	Texas	MLB	.238	65	202	23	48	12	1	1	21	14-0	49	3	2,000	
									Frisco	AA	.283	17	60	7	17	4	0	2	11	8-0	9	1		
									Nashville	AAA	.147	9	34	3	5	3	0	0	2	1-0	6	1		
12	Odor, Rougned	L	R	5-11	200	02/03/94	Maracabo, VZ	Dallas, TX	Texas	MLB	.205	145	522	77	107	30	1	30	93	52-2	178	11	5,121	
									Nashville	AAA	.286	2	7	1	2	1	0	1	2	0-0	3	0		
15	Solak, Nick	R	R	5-11	185	01/11/95	Woodridge, IL	Jersey Village, TX	Durham	AAA	.266	85	301	56	80	13	1	17	47	39-0	80	3	0,041	
									Nashville	AAA	.347	30	118	23	41	6	0	10	27	6-0	25	2		
									Texas	MLB	.293	33	116	19	34	6	1	5	17	15-1	29	2		
83	Tejada, Anderson	S	R	6-0	200	05/01/98	Bani, DR	Bani, DR	Down East	A+	.234	43	158	22	37	10	1	4	24	17-0	58	9	0,000	
NO.	OUTFIELDERS (7)	B	T	HT	WT	DOB	BIRTHPLACE	RESIDENCE	2019 CLUB	CLASS	AVG.	G	AB	R	H	2B	3B	HR	RBI	BB-I	SO	SB	MLS	
5	Callouth, Willie	L	R	5-8	200	11/04/94	Vallejo, CA	Dallas, TX	Nashville	AAA	.297	41	138	23	41	8	0	8	28	32-0	24	1	1,033	
17	Choo, Shin-Soo	L	L	5-11	205	07/13/82	Busan, South Korea	Southlake, TX	Texas	MLB	.265	83	309	51	83	14	1	21	48	73-0	53	0	12,119	
13	Gallo, Joey	L	R	6-5	250	11/19/93	Henderson, NV	Dallas, TX	Texas	MLB	.253	70	241	54	61	15	1	22	49	52-4	114	4	3,103	
53	Garcia, Adolis	R	R	6-1	205	03/02/93	Ciego de Avila, Cuba	Rusklin, FL	AZL Rangers	Rk.	.273	4	11	3	3	1	0	2	3	5-1	3	0		
16	Heineman, Scott	R	R	6-1	205	12/04/92	Santa Monica, CA	Pacific Palisades, CA	Memphis	AAA	.253	132	491	93	124	22	6	32	96	22-0	159	14	0,056	
									Nashville	AAA	.340	42	159	34	54	6	2	8	25	17-0	45	4	0,146	
									AZL Rangers	Rk.	.412	4	17	6	3	0	0	6	1	0-0	2	1		
38	Santana, Danny	S	R	5-11	195	11/07/90	Monte Plata, DR	Santo Domingo, DR	Texas	MLB	.213	25	75	8	16	6	0	2	7	9-0	20	1		
									Nashville	AAA	.343	9	35	4	12	4	1	0	6	4-0	10	1	4,140	
78	Taveras, Leody	S	R	6-2	195	09/08/98	Tenares, DR	Tenares, DR	Texas	MLB	.283	130	474	81	134	23	6	28	81	25-2	151	21	0,000	
									Down East	A+	.294	66	255	44	75	7	4	2	25	31-3	62	21		
									Frisco	AA	.265	65	264	32	70	12	4	3	31	23-0	60	11		

Head Athletic Trainer - Matt Lucero
 Strength and Conditioning Coach - Jose Vazquez
 Asst. Strength and Conditioning Coach - Rob Fumagalli
 Physical Therapist - Regan Wong
 Director of Travel - Josh Shelton
 Major League Director, Peak Performance - Josiah Igono
 Bullpen Catcher - Josh Fraser (66)

2020 ROSTERS

BY NUMBER		BY NAME		BY MLB SERVICE TIME			
0	Swihart, Blake*	C	39	Allard, Kolby	LHP	Mathis, Jeff	13.012
1	Andrus, Elvis	INF	31	Allen, Cody*	RHP	Choo, Shin-Soo	12.119
2	Mathis, Jeff	C	1	Andrus, Elvis	INF	Vólquez, Edinson*	11.059
4	Ortiz, Héctor	Coach	82	Apostel, Sherten	INF	Andrus, Elvis	11.000
5	Calhoun, Willie	OF	81	Bahr, Jason*	RHP	Chavez, Jesse	9.108
6	Duffy, Matt*	INF	65	Barlow, Joe*	RHP	Minor, Mike	8.138
8	Chris Woodward	Manager	27	Beasley, Tony	Coach	Lynn, Lance	8.119
9	Kiner-Falefa, Isiah	INF	20	Bird, Greg*	INF	Nicasio, Juan*	8.084
11	Guzmán, Ronald	INF	55	Bird, Kyle*	LHP	Frazier, Todd	8.071
12	Odor, Rougned	INF	70	Burke, Brock	LHP	Lyles, Jordan	8.002
13	Gallo, Joey	OF	5	Calhoun, Willie	OF	Chirinos, Robinson	7.103
14	Refsnyder, Rob*	OF	30	Chavez, Jesse	RHP	Kluber, Corey	7.074
15	Solak, Nick	INF	61	Chirinos, Robinson	C	Allen, Cody*	6.159
16	Heineman, Scott	OF	17	Choo, Shin-Soo	OF	Gibson, Kyle	6.039
17	Choo, Shin-Soo	OF	58	Ciuffo, Nick*	C	Odor, Rougned	5.121
18	Ortiz, Luis	Coach	84	Cody, Kyle	RHP	Duffy, Matt*	5.059
20	Bird, Greg*	INF	99	Crabbe, Callix	Coach	García, Luis*	5.006
21	Frazier, Todd	INF	49	Dillard, Tim*	RHP	Santana, Danny	4.140
22	Wakamatsu, Don	Coach	6	Duffy, Matt*	INF	Bird, Greg*	4.053
23	Minor, Mike	LHP	79	Evans, Demarcus	RHP	Flynn, Brian*	4.042
24	Lyles, Jordan	RHP	60	Farrell, Luke	RHP	Federowicz, Tim*	3.158
25	Leclerc, José	RHP	50	Federowicz, Tim*	C	Montero, Rafael	3.138
27	Beasley, Tony	Coach	33	Flynn, Brian*	LHP	Swihart, Blake*	3.130
28	Kluber, Corey	RHP	21	Frazier, Todd	INF	Goody, Nick	3.105
30	Chavez, Jesse	RHP	13	Gallo, Joey	OF	Gallo, Joey	3.103
31	Allen, Cody*	RHP	53	García, Adolis	OF	Leclerc, José	3.014
32	Rivera, Yadiel*	INF	45	García, Luis*	RHP	Law, Derek*	2.126
33	Flynn, Brian*	LHP	63	Gibaut, Ian*	RHP	Refsnyder, Rob*	2.021
35	Lynn, Lance	RHP	44	Gibson, Kyle	RHP	Kiner-Falefa, Isiah	2.000
36	Vólquez, Edinson*	RHP	41	Goody, Nick	RHP	Rivera, Yadiel*	1.161
37	Jurado, Ariel	RHP	46	Guerrieri, Taylor*	RHP	Guzmán, Ronald	1.147
38	Santana, Danny	OF	11	Guzmán, Ronald	INF	Dillard, Tim*	1.106
39	Allard, Kolby	LHP	52	Hearn, Taylor	LHP	Méndez, Yohander	1.103
40	Nicasio, Juan*	RHP	16	Heineman, Scott	OF	Farrell, Luke	1.095
41	Goody, Nick	RHP	64	Hergert, Jimmy*	RHP	Jurado, Ariel	1.052
43	Ragsdale, Corey	Coach	72	Hernández, Jonathan	RHP	Travis, Sam*	1.047
44	Gibson, Kyle	RHP	68	Huang, Wei-Chieh*	RHP	Calhoun, Willie	1.033
45	García, Luis*	RHP	85	Huff, Sam*	C	Jones, James*	0.170
46	Guerrieri, Taylor*	RHP	77	Ibáñez, Andy*	INF	Hearn, Taylor	0.158
47	Rangel, Julio	Coach	66	Jones, James*	LHP	Martin, Brett	0.151
48	Montero, Rafael	RHP	37	Jurado, Ariel	RHP	Heineman, Scott	0.146
49	Dillard, Tim*	RHP	9	Kiner-Falefa, Isiah	INF	Guerrieri, Taylor*	0.133
50	Federowicz, Tim*	C	28	Kluber, Corey	RHP	Palumbo, Joe	0.130
51	Travis, Sam*	INF	71	Law, Derek*	RHP	Allard, Kolby	0.114
52	Hearn, Taylor	LHP	25	Leclerc, José	RHP	Rodríguez, Joely	0.096
53	García, Adolis	OF	24	Lyles, Jordan	RHP	Trevino, Jose	0.063
55	Bird, Kyle*	LHP	35	Lynn, Lance	RHP	García, Adolis	0.056
56	Trevino, Jose	C	59	Martin, Brett	LHP	Bird, Kyle*	0.048
57	Rodríguez, Joely	LHP	64	Mathis, Doug	Coach	Burke, Brock	0.041
58	Ciuffo, Nick*	C	2	Mathis, Jeff	C	Hernández, Jonathan	0.041
59	Martin, Brett	LHP	74	Méndez, Yohander	LHP	Solak, Nick	0.041
60	Farrell, Luke	RHP	23	Minor, Mike	LHP	Gibaut, Ian*	0.041
61	Chirinos, Robinson	C	48	Montero, Rafael	RHP	Hergert, Jimmy*	0.041
62	Palumbo, Joe	LHP	40	Nicasio, Juan*	RHP	Ciuffo, Nick*	0.034
63	Gibaut, Ian*	RHP	12	Odor, Rougned	INF	Huang, Wei-Chieh*	0.019
64	Hergert, Jimmy*	RHP	4	Ortiz, Héctor	Coach	Cody, Kyle	0.000
64	Mathis, Doug	Coach	18	Ortiz, Luis	Coach	Evans, Demarcus	0.000
65	Barlow, Joe*	RHP	62	Palumbo, Joe	LHP	Phillips, Tyler	0.000
66	Jones, James*	LHP	80	Phillips, Tyler	RHP	Apostel, Sherten	0.000
67	Ramos, Henry*	OF	43	Ragsdale, Corey	Coach	Tejeda, Anderson	0.000
68	Huang, Wei-Chieh*	RHP	67	Ramos, Henry*	OF	Taveras, Leody	0.000
70	Burke, Brock	LHP	47	Rangel, Julio	Coach	Bahr, Jason*	0.000
71	Law, Derek*	RHP	14	Refsnyder, Rob*	OF	Barlow, Joe*	0.000
72	Hernández, Jonathan	RHP	75	Reyes, Arturo*	RHP	Reyes, Arturo*	0.000
74	Méndez, Yohander	LHP	32	Rivera, Yadiel*	INF	Huff, Sam*	0.000
75	Reyes, Arturo*	RHP	57	Rodríguez, Joely	LHP	Ibáñez, Andy*	0.000
76	White, Eli*	INF	38	Santana, Danny	OF	White, Eli*	0.000
77	Ibáñez, Andy*	INF	15	Solak, Nick	INF	Ramos, Henry*	0.000
78	Taveras, Leody	OF	0	Swihart, Blake*	C		
79	Evans, Demarcus	RHP	78	Taveras, Leody	OF		
80	Phillips, Tyler	RHP	83	Tejeda, Anderson	INF		
81	Bahr, Jason*	RHP	51	Travis, Sam*	INF		
82	Apostel, Sherten	INF	56	Trevino, Jose	C		
83	Tejeda, Anderson	INF	36	Vólquez, Edinson*	RHP	* - Non-Roster Invitee	
84	Cody, Kyle	RHP	22	Wakamatsu, Don	Coach		
85	Huff, Sam*	C	76	White, Eli*	INF		
99	Crabbe, Callix	Coach	8	Woodward, Chris	Manager		

FRONT OFFICE
COACHES
ROSTERS
2019 REVIEW
OPPONENTS
RECORDS
DEVELOPMENT
MEDIA

2020 TEXAS ACQUISITION HISTORY

FRONT OFFICE

COACHES

ROSTERS

2019 REVIEW

OPPONENTS

RECORDS

DEVELOPMENT

MEDIA

YEAR	PLAYER	TRANSACTION	SELECTED IN THE MLB FIRST-YEAR PLAYER DRAFT (9)
2007	Elvis Andrus	Acquired from Atlanta, along with RHP Neftali Feliz, LHP Matt Harrison, LHP Beau Jones, and C Jarrod Saltalamacchia, in exchange for 1B Mark Teixeira and LHP Ron Mahay on July 31, 2007	Joey Gallo Isiah Kiner-Falefa Joe Palumbo Brett Martin Jose Trevino Scott Heineman Tyler Phillips Demarcus Evans Kyle Cody
2010	José Leclerc	Signed as a non-drafted free agent on Dec. 9, 2010	1st (39th overall), 2012 4th, 2013 30th, 2013 4th, 2014 6th, 2014 11th, 2015 16th, 2015 25th, 2015 6th, 2016
2011	Rougned Odor Ronald Guzmán Yohander Méndez	Signed as a non-drafted free agent on Jan. 3, 2011 Signed as a non-drafted free agent on July 2, 2011 Signed as a non-drafted free agent on July 2, 2011	
2012	Joey Gallo Ariel Jurado	Selected in the supplemental 1st round (39th overall) of the 2012 June draft Signed as a non-drafted free agent on Dec. 14, 2012	
2013	Jonathan Hernández Isiah Kiner-Falefa Joe Palumbo Shin-Soo Choo	Signed as a non-drafted free agent on Jan. 30, 2013 Selected in the 4th round of the 2013 June draft Selected in the 30th round of the 2013 June draft Signed as a free agent on Dec. 27, 2013	NON-DRAFTED FREE AGENTS (8) José Leclerc Rougned Odor Ronald Guzmán Yohander Méndez Ariel Jurado Jonathan Hernández Anderson Tejeda Leody Taveras
2014	Brett Martin Jose Trevino Anderson Tejeda	Selected in the 4th round of the 2014 June draft Selected in the 6th round of the 2014 June draft Signed as a non-drafted free agent on Sept. 8, 2014	
2015	Scott Heineman Tyler Phillips Demarcus Evans Leody Taveras	Selected in the 11th round of the 2015 June draft Selected in the 16th round of the 2015 June draft Selected in the 25th round of the 2015 June draft Signed as a non-drafted free agent on July 2, 2015	TRADES (9) Elvis Andrus Willie Calhoun Taylor Hearn Sherten Apostel Brock Burke Nick Solak Kolby Allard Adolis García Corey Kluber
2016	Kyle Cody	Selected in the 6th round of the 2016 June draft	with ATL, 2007 with LAD, 2017 with PIT, 2018 with PIT, 2018 with TB, 2018 with TB, 2019 with ATL, 2019 with STL, 2019 with CLE, 2019
2017	Willie Calhoun Mike Minor	Acquired from Los Angeles-NL, along with RHP A.J. Alexy and INF Brendon Davis, in exchange for RHP Yu Darvish on July 31, 2017 Signed as a free agent on Dec. 6, 2017	
2018	Edinson Vólquez** Taylor Hearn Sherten Apostel Jeff Mathis Jesse Chavez* Lance Lynn Brock Burke	Signed as a minor league free agent on Feb. 16, 2018 Acquired from Pittsburgh, along with a PTBNL (INF Sherten Apostel), in exchange for RHP Keone Kela on July 30, 2018 Acquired from Pittsburgh as a PTBNL on Aug. 17, 2018, completing a July 30, 2018 trade that sent RHP Keone Kela to Pittsburgh in exchange for LHP Taylor Hearn Signed as a free agent on Nov. 20, 2018 Signed as a free agent on Nov. 30, 2018 Signed as a free agent on Dec. 18, 2018 Acquired from Tampa Bay, along with LHP Kyle Bird and RHP Yoel Espinal, as part of 3-team trade with Oakland that sent INF Eli White and international slot compensation to Texas, INF Jurickson Profar to Oakland, and RHP Rollie Lacy, RHP Emilio Pagan, and a 2019 Competitive Balance Round A pick to Tampa Bay on Dec. 21, 2018	MAJOR LEAGUE FREE AGENTS (10) Shin-Soo Choo Mike Minor Jeff Mathis Jesse Chavez Lance Lynn Kyle Gibson Jordan Lyles Joely Rodriguez Robinson Chirinos Todd Frazier
2019	Luke Farrell Rafael Montero Nick Solak Kolby Allard Nick Goody Kyle Gibson Jordan Lyles Corey Kluber Joely Rodríguez*** Adolis García	Acquired off waivers from Los Angeles-AL on Jan. 4, 2019 Signed as a minor league free agent on Jan. 4, 2019 Acquired from Tampa Bay in exchange for RHP Peter Fairbanks on July 13, 2019 Acquired from Atlanta in exchange for RHP Chris Martin on July 30, 2019 Acquired off waivers from Cleveland on Nov. 26, 2019 Signed as a free agent on Dec. 6, 2019 Signed as a free agent on Dec. 13, 2019 Acquired from Cleveland, along with cash, in exchange for RHP Emmanuel Clase and OF Delino DeShields on Dec. 15, 2019 Signed as a free agent on Dec. 16, 2019 Acquired from St. Louis in exchange for cash on Dec. 21, 2019	MINOR LEAGUE FREE AGENTS (2) Edinson Vólquez Rafael Montero
2020	Robinson Chirinos**** Todd Frazier	Signed as a free agent on Jan. 15, 2020 Signed as a free agent on Jan. 15, 2020	RECEIVED ON WAIVERS (2) Luke Farrell Nick Goody

*Originally selected by Texas in the 42nd round of the 2002 June draft
 **Originally signed by Texas as a non-drafted free agent on Oct. 29, 2001
 ***Originally acquired from Philadelphia in exchange for cash on June 13, 2017
 ****Originally acquired from Tampa Bay in exchange for cash on April 8, 2013

SEASON IN REVIEW



A first-time All-Star in 2019, left-hander Mike Minor was selected Rangers Pitcher of the Year after setting career highs in wins (14), innings (208.1), and strikeouts (200).

SEASON IN REVIEW

FINAL OVERALL RECORD: 78-84 (.481)

Third in A.L. West Division, 29.0 games behind Houston

HOME: 45-36

ROAD: 33-48

WINS AND LOSSES: The Rangers went 78-84 last season to finish in 3rd place in the A.L. West, 29.0 games behind Houston. It marked the team's 3rd straight season with a losing record, the 1st time with 3 consecutive sub-.500 marks since 2005-08 (4 in a row), this after one losing campaign in 8 years from 2009-16. Texas posted the same record as 2017 (also 78-84) after going 67-95 (.414) in 2018. The Rangers' +11 increase in wins from 2018 to 2019 ranked T3rd-best in MLB to only Minnesota (+23) and Los Angeles-NL (+14). The 78 wins were T3rd-most by the club over the past 6 seasons beginning 2014 (95-67 in 2016, 88-74 in 2015 – both division-winning seasons). Club finished 3rd-or-better in the division for the 5th time in 6 seasons, but finished at least 23.0 games behind division-winning Houston for a 3rd straight campaign.

Texas opened the season with a 5-2 record, going 10-7 in first 17 contests with a 12-8 mark through April 21. Beginning with a 5-game losing streak from April 22-26, Rangers went 5-14 from April 22-May 14 to move season record to 17-22. Club had a 29-14 (.674) record from May 15-June 28, most wins in MLB in that span and 4th-best record in the Majors to only LAD (28-12, .700), NYY (28-12, .700), and ATL (28-13, .683). After win on June 28 at Tampa Bay, Rangers were a season-best 10 games above .500, sat just 4.5 games behind Houston in the A.L. West, and were tied with the Rays for the A.L. Wild Card lead. From June 29 to the end of the season, the Rangers' 32-48 (.400) record ranked 11th in the A.L., better than only DET, LAA, KC, and BAL in the junior circuit. Club's 6-1 victory over the Yankees in the Sept. 29 season finale was win no. 4500 in WAS/TEX franchise history.

Rangers were a season-high 10 games above .500 after win on June 28 at Tampa Bay, first time to reach 10-over since the end of the club's division-winning 2016 campaign (95-67). It was just the 3rd season in the past 6 (2014-19) for Texas to reach 10-over at some point (also 2015-16). Team last had a winning record following win on Aug. 11 at Milwaukee (59-58), and was last at the .500 mark with win on Sept. 12 vs. Tampa Bay (74-74). Club's low point was a 8-under .500 after final 2 losses of the season on both Sept. 25 vs. Boston (75-83) and Sept. 27 vs. New York-AL (76-84).

Texas was 48-42 (.533) prior to the All-Star break, the 8th-best record in the A.L. and the Rangers' 2nd-best first 'half' mark in the last 6 seasons beginning 2014 (54-36 in 2016). Team went 30-42 (.417) after the break, 10th in the A.L. and slightly better than club's 26-39 (.400) post-break mark in 2018.

Rangers had a 33-43 (.434) record against A.L. West opponents, a 5-win improvement over 2018 (28-48) but still tied for 2nd-lowest division win pct. since 2004 (also 33-43 in 2014). Went 1-8 vs. the West in September. Texas went 18-16 (.529) vs. A.L. Central teams, 5th straight year with a winning record, this despite losing 9 of final 10 meetings to end the season. Team's 18-14 (.563) record vs. A.L. East marked just 2nd time in last 7 seasons (beg. 2013) to compile a winning mark versus the division (23-11 in 2015). Texas was 9-4 in final 13 games against the East.

ATTENDANCE: The Rangers finished with a home attendance of 2,132,994 for 81 dates, an average of 26,333. The overall figure was a rise of 25,887 from 2018 to 2019, while the average was an increase of 320. Rangers were one of 16 MLB teams to see a rise in attendance from 2018 to 2019. Club ranked 6th in the A.L. in attendance last season, 18th in MLB. Rangers hosted four sellouts in the final season at Globe Life Park in Arlington: Opening Day March 28 vs. Chicago-NL, March 30 vs. Chicago-NL, July 4 vs. Los Angeles-AL, and Sept. 29 vs. New York-AL. Club had 6 crowds of 40,000-or-more, including a season-best 48,538 for Opening Day on March 28 vs. Chicago-NL. Texas went 15-5 in the 20 games with the highest attendance figures in Arlington last season.

BASERUNNING: Texas led MLB by recording 131 stolen bases in 2019, an increase of +57 over the team's 2018 total (74). It was the 6th-highest total in franchise history, most since 2013 (149). It was the first time in Rangers history for the club to lead the Majors in steals, as only previous time to pace the A.L. came in 1972 (126 SB), when team finished 2nd overall to the Reds (140). Texas had 14 more steals last season than the next closest team (KC-117), the largest margin by a MLB leader since 2016, when MIL (181) had 42 more than CIN (139). The Rangers' 169 steal attempts also led MLB, as baserunners went 131-for-169 (77.5%), the 4th-best percentage in club history and highest since 2009, just 7th-highest in Majors. Texas finished the season by going 49-for-57 (86.0%) in steal tries over the final 52 games beginning Aug. 4, with the team's 26 SB in Sept. being 2nd-most in any month for club since the start of 2014 (30 SB in June 2017).

Rangers had a season-high 5 steals on 2 occasions: July 2 vs. LAA and Sept. 28 vs. NYY. Texas and Colorado (2) were the only MLB teams with multiple games of 5+ SB in 2019. Team's MLB-high 8 games with 4+ SB were 2nd-most in club history (13 in 1978).

Club had an MLB-high and club-record 4 steals of home, accounting for 4 of the 17 instances in baseball in 2019. Only other club with multiple steals of home was Tampa Bay (2). The only other MLB team this century with 4 steals of home in a season was the 2016 Padres (also 4).

BATTING: Texas finished with a .248 (1374-5540) batting average in 2019, 9th in the A.L. and the club's highest figure since 2016 (.262). Team had finished in the A.L.'s bottom 3 in batting average in both 2017-18. Batters' .319 on-base pct. was still 3rd-lowest in the last 35 seasons beginning 1985, ahead of only 2014 (.314) and 2018 (.318) figures. Team hit .262/.333/.456/.789 at home and .234/.306/.406/.712 on the road. Each of the home slash figures ranked 5th in the A.L. in the final season of Globe Life Park, while the road marks were 15th/13th/12th/12th. The .234 road BA was 2nd-lowest in MLB (COL-.230), as it was the 3rd straight year for club's road batting average to be last in the A.L.

Team finished 6th in the A.L. with 810 runs last season, highest total since 2011 (855). Batters' 485 runs before the All-Star break ranked 4th in the A.L. and 6th in MLB, but club scored 325 runs after the break, 11th in the A.L. and 23rd in MLB. Texas posted 16 games with 10+ runs, including season-best 16 R on May 16 at Kansas City. That 16-1 win was the last of 3 Texas wins by 13-or-more runs in 2019 (also 15-1 on 4/27 at SEA and 14-1 on 4/28 at SEA), which matched the most such wins in club history (also 2006, 2007).

FRONT OFFICE

COACH

PLAYER

2019 REVIEW

OPPONENTS

RECORDS

DEVELOPMENT

MEDIA

Rangers' 296 doubles were 4th-most in the A.L., most for Texas since 2012 (303). The 543 extra-base hits for the offense ranked 6th in the A.L., most by the club since 2011 (552). Batters saw 4.03 pitches per plate appearance, 3rd-best in MLB (4.11-SEA, 4.05-NYY) and a single-season club record (since pitches were 1st tracked in 1988) for a 3rd straight season (3.97 in 2018, 3.96 in 2017). Swung at just 26.9% of first pitches, 3rd-lowest in MLB (LAA-22.6, MIL-26.6). Had 5th-highest swing-and-miss pct. in Majors (27.1%).

Team was shut out just 6 times, T4th-fewest in the A.L. and T5th-fewest in Majors.

Clutch Hitting: Texas batted .270 (352-1305) with runners in scoring position, 4th in the A.L. and 9th-best in MLB. It was a 27-point increase over 2018 (.243) and highest since a .277 figure in 2016. Club had an A.L.-high .286 BA with RISP as late as June 4, this before hitting .259 (206-795) with RISP over the final 104 games beginning June 5. Conversely, team hit .242 (786-3248) with the bases empty, 10th in the A.L., but 8 points better than 2018 (.234). Batters hit .312 (39-125) with the bases loaded, 2nd in the A.L. and 4th in Majors (.389-COL, .361-NYY, .330-ATL), the highest for Texas since 2013 (.353).

CHALLENGES: The Rangers were successful on 31 of 49 (63.3%) managers challenges in 2019, MLB's sixth year using comprehensive instant replay. It was Chris Woodward's first season as Texas manager. The 31 overturned calls led MLB, 4 more than Philadelphia (27). Club's 63.3 overturned pct. was 3rd-highest in MLB to only KC (75.0%, 24-for-32) and NYY (69.6%, 16-for-23), each of which had at least 17 fewer challenges than the Rangers. Of the 18 calls challenged by Texas that were not overturned, 16 were 'stands' and 2 were 'confirmed'. With 2 'confirmed' calls, Texas joined NYY (0) and KC (2) as only teams with 2-or-fewer in 2019.

COME-FROM-BEHIND WINS/CLOSE GAMES: The Rangers' 36 come-from-behind wins were T6th-most in the A.L. (44-OAK, 43-HOU/NYY, 39-TB, 38-MIN, 36-TEX/CLE). It was the club's 3rd-highest total in the past 6 seasons (2014-19) to only 2016 (49) and 2017 (37). Club overcame a season-high 6-run deficit in win on Aug. 19 vs. Los Angeles-AL, turning a 7-1 deficit after 3 innings into an 8-7, 11-inning victory. It matched the Rangers' largest deficit in a win in the last 7 seasons (also 8/24/18 at SF) and was the club's biggest comeback victory at home since 8/1/12 vs. LAA (also 6-R deficit).

The Rangers won at home in the bottom of the 9th or later 9 times: March 31 vs. CHC, May 19 vs. STL, June 5 vs. BAL, July 12 vs. HOU, Aug. 3 vs. DET, Aug. 19 vs. LAA, Aug. 20 vs. LAA-2, Aug. 21 vs. LAA, Aug. 31 vs. SEA. The 9 walk-off wins were T2nd-most in any single season at Globe Life Park (11 in 2010, 9 in 1997/2019), and T8th-most overall in Rangers history. Each of the final 5 walk-off victories came in August, matching the most in a single month in Rangers history, done one other time: August 1984.

WALK-OFF WINS BY TEXAS IN 2019 (9)

DATE	OPPONENT	SCORE	FINAL PLAY
March 31	Chicago-NL	11-10	Joey Gallo scored on wild pitch in 9th
May 19	St. Louis	5-4	Nomar Mazara sac fly in 10th
June 5	Baltimore	2-1	Delino DeShields RBI single in 12th
July 12	Houston	9-8	Danny Santana RBI single in 9th
August 3	Detroit	5-4	Rounded Off solo HR in 10th
August 19	Los Angeles-AL	8-7	Isiah Kiner-Falefa RBI infield single in 11th
August 20-N	Los Angeles-AL	3-2	Nick Solak reaches on E3 in 11th
August 21	Los Angeles-AL	8-7	Hunter Pence RBI single in 9th
August 31	Seattle	3-2	Isiah Kiner-Falefa RBI single in 9th

Club led MLB with 15 wins when trailing after 6 innings, tying the most such victories in Rangers history (also 2016). Team's 9 wins when trailing after 7 frames led the A.L. and ranked T3rd-most in Majors (11-ATL/STL). Those 9 such wins are 2nd-most by Texas in the past 15 seasons beginning 2005 and T5th-most in club history (team-record 13 in 2016). Team won twice when trailing after 8 frames (6/10 at BOS, 8/31 vs. SEA), fewest since 2013 (2).

Texas lost 34 times after having the lead at some point, T7th-most in the A.L. and most since 2017 (39). Rangers lost just 3 times when leading after 8 innings for a 2nd straight season (4/9 at ARI, 4/30 vs. PIT, 7/28 at OAK), T5th-fewest in A.L. (1-NYY/TB/TOR, 2-SEA). Club's largest lead in a loss last season was a 5-run edge in defeats on both April 12 vs. Oakland and June 13 at Boston.

The team suffered 7 walk-off losses, T6th-most in the A.L. and 2nd-most against Texas in the past 6 seasons (9 in 2016). Those 7 losses: April 9 at ARI, April 24 at OAK, April 26 at SEA, May 25 at LAA, June 12 at BOS, July 28 at OAK, Aug. 9 at MIL.

Rangers finished 25-21 (.543) in one-run games, the 5th-highest win pct. in the A.L. and 9th-best in MLB, winning 6 of final 7 one-run affairs. The 25 one-run wins matched club's total for the previous 2 seasons combined (13-24 in 2017, 12-19 in 2018).

DAYS IN EACH POSITION: First (0); Second (46); Third (112); Fourth (24); Fifth (4). Texas finished 3rd in the A.L. West, 29.0 games behind Houston. Club finished 3rd-or-better in the division for the 5th time in 6 seasons and 10th time in the past 12 years, but finished at least 23.0 games behind division-winning Astros for a 3rd straight campaign. After spending the bulk of the 2018 campaign in 5th place (177 days), club was in third place for over half of 2019, including each of the final 42 days beginning August 19 after last seeing 4th place on August 18. Team's only days in last place came over a 4-day span from April 11-14. Texas was last in 2nd place on July 1, and the club has not seen a day in first place since winning the division in 2016.

The team's season-ending 29.0 game deficit matched the highest all year, as team spent a total of 4 days at that figure. Club was just 4.5 games back of Houston at the halfway point of the season on June 27, and 14.5 GB at the end of July before that number was doubled over the season's final 2 months. Texas was eliminated from division contention on September 4 (game no. 141), and eliminated from the A.L. Wild Card race on September 13 (game no. 149).

DAYS OF THE WEEK: Sunday: 14-13; Monday: 7-5; Tuesday: 8-17; Wednesday: 14-12; Thursday: 11-8; Friday: 10-16; Saturday: 14-13. Club finished with a winning record on 5 of the 7 days of the week, best since 2016 (6 of 7).

DAY/NIGHT: Texas was 25-25 in day games and 53-59 at night. The .500 day win pct. ranked 8th in the A.L., just 2nd time in the past 5 seasons to finish even or better (24-23 in 2016). The club played 50 day games, most for the Rangers since 2005 (51), but still 6th-fewest in MLB: 39-ATL, 42-LAD, 43-LAA, 44-HOU, 47-MIA. Texas's .473 night win pct. was 8th in the A.L., but a large improvement over 2018's .422 night win pct. Texas was 52-50 at night through Sept. 12, then lost 9 of final 10 night tilts to end the year.

DELAYS: The Rangers endured six delays – all due to rain – totaling 9 hours, 7 minutes in 2019. There were three delays in Arlington for a total of 3 hours, 29 minutes, while the three road delays totaled 5 hours, 38 minutes.

RANGERS DELAYS IN 2019 (6)

Date/Opp.	Time of Delay	Reason	Notes
May 18 vs. STL	2:11	Rain	Prior to 1st pitch
June 6 vs. BAL	0:13	Rain	Delay from 7:57-8:10 with 1-0 count on Chris Davis in top of 4th inning
June 9 vs. OAK	1:05	Rain	Prior to 1st pitch
June 16 at CIN	1:34	Rain	Prior to 1st pitch
July 5 at MIN	1:12	Rain	Prior to 1st pitch
Sept. 2 at NYY	2:52	Rain	Prior to 1st pitch

DESIGNATED HITTERS: Rangers DH's combined to bat .267 (157-588) with 24 home runs and 80 RBI in 2019, the 4th-highest average in the A.L. Club's slash line of .267/.360/.446/.805 were all highest marks by team's DH's since 2015 (.298/.370/.454/.824). The 24 home runs were 2nd-most in the past 8 seasons beginning 2012 (25 HR in 2018), although the figure ranked 10th in the A.L. DH's have produced between 78 and 82 RBI in 7 of the last 8 seasons (93 RBI in 2015).

INJURED LIST: The Rangers had 24 injured list stints in 2019, 10 less than the previous year (34) in the 3rd season of the 10-day injured list. Club had 1196 games missed across those IL stints, including multiple stints for 3 different players: Shawn Kelley (2), Hunter Pence (2), and Joey Gallo (2). Five Rangers finished the year on the 60-day injured list, although no player spent the entire season on the IL.

DOUBLEHEADERS/POSTPONEMENTS: Texas endured three postponements in 2019: April 13 vs. OAK, July 1 vs. LAA, and Aug. 6 at CLE. The April and August dates were postponed due to rain, while the other contest was postponed after news of the death of Angels pitcher Tyler Skaggs. The three postponements and resulting three doubleheaders both marked the Rangers' most in a single season since 2012 (also three postponements/doubleheaders). The 4/13/19 postponement against the A's was the Rangers' first at home since 4/17/16 vs. BAL, and 1st overall since 9/5/17 at ATL. There had been just one postponement in Arlington from 2014-18 (4/17/16 vs. BAL), but last season marked the first to have multiple postponements at Globe Life Park since 2009 (3). The postponement on 7/1/19 vs. LAA was just the second ever in Arlington in the month of July (also 7/2/89).

Texas finished with a 1-1-1 record in doubleheaders on 6/8 vs. OAK (2-0), 8/7 at CLE (0-2), and 8/20 vs. LAA (1-1). Team had played just one doubleheader in the previous five seasons from 2014-18 (9/6/17 at ATL), as the June twinbill against the A's was the first in Arlington since 9/30/12 vs. LAA. Club's sweep of the A's on 6/8/19 in Arlington was first-ever sweep of a split doubleheader in club history (now 1-3-7 all-time in splits). Rangers are 7-2-9 in 18 twinbills (day/night or split) since dropping both games to the Yankees on 5/3/07 in Arlington. Over the last 26 seasons beginning 1994, Rangers have gone 15-8-15 in doubleheaders (day/night or split).

The Rangers' 2 wins on June 8 vs. Oakland marked the club's first doubleheader sweep (day/night or split) since Sept. 8, 2009 at Cleveland (2-0), and it was the first Arlington instance since Sept. 1, 2009 vs. Toronto.

EJECTIONS IN 2019 (5)

Game (Inn.)	Player/Coach	Umpire
June 12 (6th)	Chris Woodward	Angel Hernandez
June 20 (6th)	Asdrúbal Cabrera	Doug Eddings
July 27 (8th)	Rafael Montero	Sean Barber
July 27 (8th)	Chris Woodward	Sean Barber
Sept. 13 (7th)	Chris Woodward	Mike Muchlinski

EXTRA INNINGS: Texas played 13 extra-innings games in 2019, going 7-6 (5-5 at home, 2-1 on road). Team has been .500-or-better in extras for 5 straight seasons. Team lost first 3 games in extras before winning 7 of final 10. The 10 home games were the most in Globe Life Park history in a season, T5th-most in club annals, and most since 1987 (10). The list: 15-1976, 12-1983, 11-1977/1984, 10-1980/1987/2019. The 3 road extra-inning contests were fewest since 2006 and one shy of matching the Rangers' single-season low (2 in 1981 and 2006). Each of the 3 away tilts took place prior to the All-Star break (4/26 at SEA, 6/10 at BOS, 7/7 at MIN), the last of those contests being the 1st 'half' finale.

The team played a season-long 12 innings on both May 3 vs. Toronto (1-0 loss) and June 5 vs. Baltimore (2-1 win). Ten of the Rangers' 13 extra-inning games went 11-or-more innings, most such games since 11 in 2010.

FIELDING: Texas had a .982 (105 E/5783 TC) fielding percentage, 10th in the A.L. and 22nd in MLB. Team had 15 fewer errors than in 2018 (120 E), this despite more chances in 2019. It was the team's highest fielding pct. since 2017 (higher .982) and the figure ranks 15th in club history. Club's 5783 total chances were 3rd-fewest in A.L. to CLE (5718) and NYY (5778), and ranked 5th in league with 143 double plays.

Rangers had a pair of season-best 7-game errorless streaks: May 28-June 4 and Aug. 5-12. The latter of those streaks was followed by a season-high 7 straight games with at least one error from Aug. 13-19. Season-high 4 errors on July 2 vs. LAA – a 4 hour, 12-minute 9-inning contest – came in game after club's July 1 postponement against the Halos. It marked the team's most errors since July 31, 2017 vs. Seattle (4). Team's highest fielding pct. all season was a .9857 figure through May 7, with lowest mark being a .9816 pct. through club's penultimate contest on Sept. 27. Texas had a .9841 fielding pct. at the All-Star break, then posted a .9790 figure in the 2nd 'half'. Rougned Odor and Danny Santana tied for the team lead with 15 errors each. Elvis Andrus ranked 3rd among A.L. shortstops with a .978 (13 E/597 TC) fielding pct., the only Ranger among the top 3 at his position in 2019.

HOME/ROAD: Texas finished with a 45-36 (.556) record at home in the final season at Globe Life Park in Arlington, 7th in the A.L. and T14th in MLB. It was an 11-win improvement over 2018 (34-47, .420) and most wins at home since 2016 (53-28). The Rangers have had a winning home record in 4 of the past 5 seasons. Club jumped out to a 22-10 (.688) start at home, which was the 3rd-best home mark in baseball through June 6 to only LAD and HOU. Texas would go just 22-26 over final 48 games at GLPIA beginning June 7. Team's longest home win streak in 2019 was 4 games, done 3 times: April 14-17, May 19-22, and July 31-Aug. 4.

Rangers finished 33-48 (.407) on the road for a 2nd straight season, 19th in A.L. and T21st in MLB. Prior to this finish in back-to-back years, club had not seen a road win pct. as low since 2007 (.346, 28-53). Team went 8-18 over 1st 26 road tilts through May 27, then posted a 10-3 (.769) record from May 28-June 28, best road record in MLB in that span. Beginning June 29, team was 15-27 (.357) in final 42 away games, 3rd-lowest win pct. in A.L. to DET (.238, 10-32) and SEA (.351, 13-24) and T6th-lowest in MLB in that stretch. Texas won a season-high 4 straight on the road on 3 different occasions, last a 4-G sweep from Sept. 5-8 at BAL.

HOME RUNS: Texas batters hit 223 home runs, T8th in the A.L. and club's 2nd-most in the past 10 seasons beginning 2010 (237 HR in 2017). It was the 9th-highest figure in Rangers history. Batters hit 29 more home runs than club's 2018 figure (194).

Over the club's first 45 games through May 20, Texas ranked 4th in the A.L. and 6th in MLB with 74 home runs (1.64 HR/G). From May 21-end of season, club hit 149 HR in final 117 contests (1.27 HR/G), 5th-fewest in the A.L. and the 8th-lowest total in the Majors. Texas produced a season-best 12-game HR streak from Sept. 2-14, and had 2 other streaks of at least 10 games: 11 G, 6/16-27; 10 G, 7/16-26. Team's longest HR drought was 2 straight games on 4 different occasions. Texas hit multiple HR in 6 consecutive games from June 18-23, tying a club record (4th time, others 8/13-18/99, 6/28-7/5/02, 8/2-7/05). Batters hit 2-or-fewer HR in 34 straight games from May 21-June 25, the 2nd-longest span in MLB in 2019 (38 G by PIT, 3/28-5/13), and longest single-season streak by Rangers since opening 2014 with a 69-game stretch from 3/31-6/15/14. Offense posted 16 HR over final 8 G beginning Sept. 21, T3rd-most in MLB in that span (17-HOU/STL, 16-TX/COL).

Texas had 7 batters hit 18-or-more home runs, the 3rd straight year to have 6-or-more reach that figure. Team had at least 5 players hit 20+ HR for the 1st time since 2017 (6) and the 9th time overall in Rangers history. Rougned Odor led the team with 30 HR, 2nd time in his career to be the team leader for a season (also 33 HR in 2016). Texas had 18 different players hit at least one HR, most since 2016 (21).

Home Runs By Month: March-7; April-35; May-43; June-31; July-39; August-32; September-36. The team's 36 HR in September match most in the past 7 seasons (also 2016). Batters' season-best 43 HR in May were most in a single month since Aug. 2017 (44).

Texas had 114 HR at home, T8th-most in the A.L., and the team's 2nd-highest total beginning 2013 (125 HR at home in 2017). Club's 109 HR on the road was an increase of +21 over 88 away HR in 2018. The 109 road HR ranked 10th in the A.L. and stands as team's 3rd-highest total in the last 15 seasons beginning 2005 (112 in both 2016-17).

Texas homered at least once in 126 different games in 2019, most since a club-record 129 games in 2017. Team hit multiple HR in 65 games (50 in 2018), and Rangers' 4 G with 5+ HR were most for the offense since 2012 (4) but still only T9th-most in the A.L.

Rangers hit season-high 5 HR on 4 occasions: May 16 at KC, May 20 vs. SEA, July 12 vs. HOU, Sept. 22 at OAK.

The team hit 133 homers with the bases empty, 60 with one on, 23 with 2 aboard, and had 7 grand slams. The 7 slams were T5th-most in the A.L. (11-HOU, 10-CHC, 9-CWS, 8-TOR, 7-TEX/LAD/NYY), just the 6th season in club history with 7+ slams: 8-1999/2006/2007/2008, 7-2004/2019. Rangers had 9 games in which lone run came on a solo HR, tied for MLB lead (also SD/SEA), and club's 41 such games since the start of 2016 are easily the most in MLB (next is 34 by SD).

The offense finished the season with 4 pinch-hit home runs, T3rd-most in the A.L. and most by Texas since 2012 (4), this after the club had totaled just 3 pinch HR in the previous 3 seasons combined (2016-18). The 4 pinch HR matched the Rangers' highest team total in the past 22 seasons beginning 1998 (4 in 2000, 2007, 2012, 2019).

Texas scored 43.2% of its runs (350 of 810) on home runs last season, which ranked as 10th-lowest pct. in MLB. Previous 2 years: 40.7% in 2018 and 47.4% in 2017.

Texas produced back-to-back home runs on 7 occasions, 5th-fewest in A.L., but 2 more than 2018 (5). Batters totaled 11 individual multi-homer games for a 2nd straight year, T5th-fewest in the A.L. and T9th-lowest total in MLB. Four different Rangers produced 2-or-more multi-HR efforts: Rougned Odor (3), Nomar Mazara (2), Danny Santana (2), Willie Calhoun (2).

INTERLEAGUE: The Rangers went 9-11 in Interleague for a 2nd straight year, this after 11 straight seasons at .500-or-better against the N.L. from 2007-17. Club was 4-6 at home and 5-5 on the road. Texas opened the year with a 3-2 mark before losing 4 of 5 to sit at 8-6 against the senior circuit. Then won 5 of 6 from May 8-June 15 before dropping 5 of final 6 against the N.L. Since 8/25/18, Texas is 11-16 versus N.L. clubs, going 18-22 since the start of 2018. Club's 113-81 (.582) mark vs. N.L. since 2010 is still 3rd-best in MLB in that span to only Boston (.649, 126-68) and New York-Al. (.598, 116-78). Went 3-3-2 in 8 overall series, 2-2-0 in Arlington and 1-1-1 on the road. Rangers are 55-39 in Interleague home-ctxs beginning June 22, 2010, going 18-7-7 in last 32 home series vs. senior circuit.

MONTH-BY-MONTH: March: 2-1; April: 12-13; May: 14-13; June: 18-11; July: 8-16; August: 13-16; September: 11-14. Rangers' A.L.-best 18 wins in June were T2nd-most in MLB (20-ATL, 18-TEX/LAD/WAS). It was the team's highest monthly win total since August 2016 (18-10) and most wins in June since 2016 (20-8). It marks one of just 2 instances in the last 21 full months dating to 2016 for the Rangers to post 18-or-more wins. Team's .333 win pct. in July was 3rd-lowest in A.L. for the month to CWS (.292, 7-17) and DET (.200, 5-20). The 16 losses were Rangers' most in a month since going 9-18 in September 2018.

PITCHING: Pitching staff compiled a 5.06 ERA (808 ER/1438.0 IP), 11th in the A.L. and 24th in MLB. It was the 8th-highest figure in club history, highest since 2008 (5.37). Staff's 4.82 ERA before the All-Star break ranked 8th in the A.L., while 5.36 post-break ERA was 6th-highest in Majors, including an MLB-high 6.19 ERA in September to end the year. Highest ERA for the year after the end of April was a 5.52 figure through May 14, and 5.09 ERA after game Sept. 27 was highest since that May date. Team reached season-low 4.68 ERA with 5-0 win on June 28 at Tampa Bay, which coincided with the Rangers reaching season high point at 10-over .500.

Rangers' 9 shutouts were T6th-most in the A.L. and most since 2015 (9), an increase of +4 over the staff's 5 SHO in 2018. Texas compiled a club-record 1379 strikeouts, 70 more than previous record (1309 in 2013), 8th-most in the A.L., and 258 more than an MLB-low 1121 K's in 2018. Permitted a club-record 241 HR (previously 222 HR in 2001 and 2018), 6th-most in the A.L. Pitchers' 583 walks were 3rd-most in the A.L. and highest total by club since 2008 (625). Opponents had a .806 OPS against Texas pitching, 3rd-highest among A.L. staffs, 6th-largest in team history, highest since 2008 (.817). Team's 70 HBP were 5th-most in the league, and 3 balks were 2nd-fewest in A.L. (CLE-2). Gave out 11 intentional walks, T3rd-fewest in the circuit.

Starters: Texas starters combined to go 45-60 with a 5.37 ERA (482 ER/808.0 IP) in 2019, 4th-highest ERA in A.L. and 6th-highest in MLB. It was the 9th-highest starters ERA (5.372) in a full season in Rangers history, just behind previous year's 5.369. Rotation ERA sat at 5.03 through Sept. 10, 8th-best in the A.L., but compiled 9.28 ERA (66 ER/64.0 IP) over final 16 contests to finish at 5.37.

Staff posted 4 complete games, 3rd-most in MLB (6 by CLE/CWS) and most by Texas since 2015 (5). Team's lone individual shutout came from Mike Minor on April 16 vs. LAA.

Many of the starting pitcher figures were impacted by a total of 17 starts (10-7) employing either an opening pitcher (7-3) or bullpen game (3-4). The short outings by starters in those contests contributed to the rotation's 808.0 innings, the lowest total in any full season in Texas history. Despite setting a club record in that category, there were still 8 A.L. teams with fewer innings than the Rangers in 2019. It was the second season in which MLB saw heavy usage of opening pitchers, a strategy the Rangers executed in 5 games the previous season (all in September 2018).

Relievers: The Rangers bullpen had a 33-24 record with a 4.66 ERA (326 ER/630.0 IP) in 158 games, 5th-highest in the A.L. and 10th-highest in MLB. It was the 7th-highest relief ERA in a full season in club history, largest since 2008 (5.15). Relievers set a club record with 630.0 innings, another figure impacted by the deliberate usage of openers and bullpen games. Also affected were team records set for strikeouts (622) and home runs allowed (105), and bullpen issued 2nd-most walks (278) to only 287 free passes in 2008. Two of the top 3 HR totals ever against the Texas bullpen have come in the past 2 seasons: 105 in 2019, 80 in 2001, 74 in 2018.

Staff converted 33 of 47 (70.2%) save opportunities, 3rd-highest save percentage in the A.L. and 4th in MLB to TOR (33-43, 76.7%), CLE (42-58, 72.4%), and STL (52-73, 71.2%). Team's 14 blown saves were T2nd-fewest in the Majors (10-TOR, 14-TEX/LAA), as those 3 clubs also had the fewest save chances in MLB (43-TOR, 46-LAA, 47-TEX). Rangers' 33 saves were T9th-most in the junior circuit, T2nd-lowest total by the club in the past 17 seasons beginning 2003 (29-2017, 33-2014/2019).

PLAYERS USED/ROOKIES: The 2019 Rangers used 53 players, 3 more than in 2018 (50), but still just T8th-most in the A.L. and T12th in MLB. Team used 36 pitchers, 4th-most in the A.L./MLB, and 2nd-most in club history (40 in 2014). Club used 23 rookies, tying a team record (also 2014), and saw 15 MLB debuts, most since a club-record 17 in 2014.

The list of 23 rookies: Kolby Allard, Kyle Bird, Brock Burke, Emmanuel Clase, Kyle Dowdy, Pete Fairbanks, Ian Gibaut, Taylor Guerrieri, Taylor Hearn, Scott Heineman, Jonathan Hernández, Wei-Chieh Huang, Brett Martin, Yohander Méndez, Joe Palumbo, Pedro Payano, Locke St. John, Adrian Sampson, Nick Solak, Jeffrey Springs, Jose Trevino, Phillips Valdez, Patrick Wisdom. The list of 15 rookies to make their ML debut: Bird, Burke, Clase, Dowdy, Fairbanks, Hearn, Heineman, Hernández, Huang, Martin, Palumbo, Payano, St. John, Solak, Valdez.

SERIES/SWEEPS: Texas went 19-21-12 in 52 series last season, 14-6-6 at home and 5-15-6 on the road. Rangers went 5-16-5 in its final 26 series beginning June 28 after going 14-5-7 in its first 26 series of 2019. Club won 3 of final 7 series (3-4-0) after a 2-12-5 span from June 28-Sept. 4. Team went undefeated in 9 consecutive series (6-0-3) from May 27-June 27, the club's longest streak without a series loss since a 10-0-2 span from 5/20-6/30/16. Rangers won season-best 3 straight series on 2 occasions: May 14-22 and May 27-June 6. Team dropped season-long 4 consecutive series twice: Aug. 5-18 and Sept. 13-26.

Rangers had 5 series sweeps in 2019: 4/15-17 vs. LAA (3-0), 5/20-22 vs. SEA (3-0), 6/25-27 at DET (3-0), 8/2-4 vs. DET (3-0), and 9/5-8 at BAL (4-0). Club was swept 8 times: 4/23-25 at OAK (0-3), 4/30-5/1 vs. PIT (0-2), 5/9-12 at HOU (0-4), 7/16-17 vs. ARI (0-2), 7/19-21 at HOU (0-3), 8/16-18 vs. MIN (0-4), 9/13-15 vs. OAK (0-3), 9/17-18 at HOU (0-2).

The club's April sweep of the Angels was Rangers' first at home since 8/14-16/17 vs. DET (3-0). Team's 4-0 effort in September at Baltimore marked the Rangers' first 4-G sweep since 4/20-23/17 vs. KC and first on the road since 8/9-11/13 at HOU.

STREAKS: Team won season-high 6 straight from June 22-28, a run which took the club to a season-high 10 games above .500. It marked the first season in which the Rangers did not have a win streak of 7-or-more games since 2008. Texas also won 5 in a row on 2 occasions: May 19-24 and July 31-Aug. 5. Rangers dropped season-high 8 consecutive games from July 13-22, longest losing skid since 2014 (0-8, 8/30-9/6/14). Team also lost 7 in a row from Sept. 13-21 last season.

TIME OF GAME: Texas 9-inning games averaged 3 hours, 7 minutes, one second in 2019 (3:07:01), a rise of just over 6 minutes (0:06:08) from the 2018 figure (3:00:53), but still short of the 2017 mark (3:10:24). The final number was affected by a September in which the 24 9-inning games averaged 3:12:13, including 12 contests in Arlington that had an average of 3:27:25. The 2019 campaign marked the second season with limited mound visits as part of MLB's efforts to improve pace of play. Team played 4 9-inning games lasting 4 hours or more, a single-season club record dating to at least 1994. The 20 games (9+ inn.) of 3:30-or-longer were 3rd-most in that span (27 in 2017, 23 in 2014).

Rangers' longest game of the season was a 4:35 affair in an 11-inning walk-off win on Aug. 19 vs. Los Angeles-AL. Team's longest 9-inning game of the year was 4:12 on July 2 vs. Los Angeles-AL, which came one night after the postponement of the series opener. The 4:12 contest was the longest 9-inning game in MLB in 2019, the 5th-longest 9-inning game ever at Globe Life Park, and longest in Arlington since a record 4:33 tilt on Sept. 1, 2017 vs. Los Angeles-AL. The club played a game in season-low 2:19 on June 26 at Detroit, the team's shortest game since the 2018 season finale on Sept. 30, 2018 at Seattle (2:14).

RANGERS RECORD BY UNIFORM, 2019

Uniform	W-L
Blue (Home)	19-15
Blue (Road)	25-31
Red (Home only)	10-7
Gray	7-15
White with red	6-7
White with blue	10-7
Players Weekend	1-2

2019 OVERALL STATISTICS

PLAYER	AVG	G	AB	R	H	TB	2B	3B	HR	RBI	SH	SF	HP	BB	IBB	SO	SB	CS	DP	GI		--PINCH HIT--				
																				E	SLG	OBP	AB	H	HR	RBI
Andrus, E.	.275	147	600	81	165	236	27	4	12	72	0	10	4	34	1	96	31	8	16	13	393	313	0	0	0	
Cabrera, A.	.235	93	323	45	76	127	15	0	12	51	0	4	3	38	1	85	4	0	6	7	393	318	0	0	0	
RIGHT	.222		90	20	27	4	0	1	12	0	3	0	15	0	18	1			1		300	324	0	0	0	
LEFT	.240		233	56	106	11	0	11	39	0	1	3	23	1	67			5	1		429	315	0	0	0	
Calhoun, W.	.269	83	309	51	83	162	14	1	21	48	0	2	3	23	0	53	0	0	5	1	524	323	5	1	1	
Choo, S.	.265	151	563	93	149	256	31	2	24	61	0	1	18	78	3	165	15	1	6	4	455	371	8	2	1	
Deshields, D.	.249	118	357	42	89	124	15	4	4	32	8	2	3	38	0	100	24	6	8	5	347	325	5	0	0	
Federwicz, T.	.160	29	75	6	12	26	2	0	4	7	3	0	0	5	0	31	1	0	1	4	347	213	0	0	0	
Forsythe, L.	.227	101	317	38	72	112	17	1	7	39	0	2	3	44	0	100	2	0	8	10	353	325	7	1	0	
Gallo, J.	.253	70	241	54	61	144	15	1	22	49	1	1	2	52	4	114	4	2	0	4	598	389	0	0	0	
Guzman, R.	.219	87	256	34	56	106	20	0	10	36	0	4	3	32	1	87	1	2	7	5	414	308	4	1	0	
+Heineman, S.	.213	25	75	8	16	28	6	0	2	7	0	0	1	9	0	20	1	2	3	0	373	306	0	0	0	
Jurado, A.	.000	32	1	0	0	0	0	0	0	0	0	0	0	0	0	1	0	0	0	2	000	000	0	0	0	
Kiner-Falefa, I.	.238	65	202	23	48	65	12	1	1	21	1	1	4	14	0	49	3	0	9	3	322	299	0	0	0	
Mathis, J.	.158	88	228	17	36	51	9	0	2	12	0	1	0	15	1	87	1	0	2	6	224	209	0	0	0	
Mazara, N.	.268	116	429	69	115	201	27	1	19	66	0	6	6	28	2	108	4	1	5	1	469	318	8	0	0	
Odor, R.	.205	145	522	77	107	229	30	1	30	93	1	1	5	52	2	178	11	9	4	15	439	283	7	1	0	
Pence, H.	.297	83	286	53	85	158	17	1	18	59	0	2	2	26	0	69	6	1	2	0	552	358	13	3	1	
Santana, D.	.283	130	474	81	134	253	23	6	28	81	0	5	6	25	2	151	21	6	8	15	534	324	9	3	2	
RIGHT	.276		145	40	77	8	1	9	27	0	1	1	10	0	51			2	2		531	325	5	1	1	
LEFT	.286		329	94	176	15	5	19	54	0	4	5	15	2	100			6	6		535	323	4	2	1	
+Solak, N.	.293	33	116	19	34	57	6	1	5	17	0	4	4	15	1	29	2	0	2	3	491	393	1	1	0	
+Trevino, J.	.258	40	120	18	31	46	9	0	2	13	1	2	0	3	0	27	0	0	6	1	383	272	1	1	0	
+Wisdom, P.	.154	9	26	1	4	5	1	0	0	1	1	0	0	1	0	15	0	0	0	1	192	185	1	1	0	
PITCHERS	.048	162	21	0	1	1	0	0	0	0	1	0	0	2	0	14	0	0	0	7	048	130	1	0	0	
TEXAS	.248	162	5540	810	1374	2387	296	24	223	765	17	44	67	534	18	1578	131	38	98	105	431	319	70	15	4	19
OPPONENTS	.269	162	5629	878	1515	2612	310	32	241	839	19	50	70	583	11	1379	81	26	131	138	464	342	78	17	2	15
DH	.268	162	583	93	156	261	31	1	24	80	0	5	14	74	3	173	16	2	6	0	448	361	2	1	0	0

PITCHER	R/L	W	L	ERA	G	GS	CG	GF	SHO	SV	IP	H	R	ER	HR	HB	BB	IBB	SO	WP	BK	AVG	OPP
																							AVG
+Allard, K.	L	4	2	4.96	9	9	0	0	0	0	45.1	52	26	25	3	2	19	0	33	1	0	.281	
Biddle, J.	L	0	0	11.81	4	0	0	1	0	0	5.1	4	8	7	2	3	5	0	7	0	0	.200	
+Bird, K.	L	0	2	7.82	12	0	0	5	0	1	12.2	11	11	11	5	2	15	0	10	2	1	.229	
+Burke, B.	L	0	2	7.43	6	6	0	0	0	0	26.2	30	22	22	6	2	11	0	14	0	0	.286	
Carpenter, D.	R	0	0	5.40	4	0	0	2	0	0	3.1	4	4	2	0	0	4	0	2	0	0	.267	
Chavez, J.	R	3	5	4.85	48	9	0	5	0	1	78.0	82	48	42	12	5	22	0	72	1	0	.267	
+Clase, E.	R	2	3	2.31	21	1	0	7	0	1	23.1	20	8	6	2	1	6	0	21	1	0	.230	
+Dowdy, K.	R	2	1	7.25	13	1	0	2	0	0	22.1	26	20	18	4	1	18	1	17	3	0	.295	
+Fairbanks, P.	R	0	2	9.35	8	0	0	0	0	0	8.2	8	10	9	4	0	7	0	15	1	0	.235	
Farrell, L.	R	1	0	2.70	9	1	0	3	0	0	13.1	6	4	4	3	0	3	0	12	0	0	.136	
Federwicz, T.	R	0	0	9.00	1	0	0	1	0	0	1.0	3	1	1	1	0	0	0	0	0	0	.500	
+Gibaut, I.	R	1	1	5.11	9	0	0	0	0	0	12.1	11	7	7	1	1	8	1	14	1	0	.244	
Gomez, J.	R	1	0	8.22	16	0	0	6	0	0	15.1	23	15	14	2	1	6	0	10	2	0	.359	
+Guerrieri, T.	R	0	0	5.81	20	0	0	5	0	0	26.1	26	19	17	3	2	22	0	27	2	0	.263	
+Heam, T.	L	0	0	1108.00	1	1	0	0	0	0	0.1	3	5	4	0	0	4	0	0	0	0	.750	
+Hernandez, J.	R	2	1	4.32	9	2	0	1	0	0	16.2	14	10	8	3	0	13	0	19	1	0	.219	
+Huang, W.	R	0	0	3.18	4	0	0	1	0	0	5.2	8	5	2	0	1	5	0	2	3	0	.308	
Jurado, A.	R	7	11	5.81	32	18	1	3	0	0	122.1	148	94	79	21	4	36	1	81	3	0	.304	
Kelley, S.	R	5	2	4.94	50	0	0	23	0	11	47.1	55	27	26	12	2	11	2	43	2	0	.291	
Leclerc, J.	R	2	4	4.33	70	3	0	40	0	14	68.2	52	34	33	7	6	39	1	100	7	0	.209	
Lynn, L.	R	16	11	3.67	33	33	0	0	0	0	208.1	195	89	85	21	8	59	0	246	18	0	.243	
+Martin, B.	L	2	3	4.76	51	2	0	7	0	0	62.1	72	38	33	7	2	18	2	62	3	0	.280	
Martin, C.	R	0	2	3.08	38	0	0	15	0	4	38.0	35	13	13	8	0	4	0	43	0	0	.246	
Mathis, J.	R	0	0	9.00	2	0	0	2	0	0	2.0	3	2	2	1	0	0	0	1	0	0	.333	
+Mendez, Y.	L	1	0	5.79	3	0	0	0	0	0	4.2	4	3	3	2	0	5	0	8	0	0	.250	
Miller, S.	R	1	3	8.59	19	8	0	4	0	0	44.0	58	46	42	8	3	29	1	30	1	0	.317	
Minor, M.	L	14	10	3.59	32	32	2	0	1	0	208.1	190	86	83	30	7	68	1	200	2	0	.244	
Montero, R.	R	2	0	2.48	22	0	0	6	0	0	29.0	23	8	5	2	5	0	34	0	1	0	.217	
+Palumbo, J.	L	0	0	9.18	7	4	0	0	0	0	16.2	21	17	17	7	2	8	0	21	0	0	.300	
+Payano, P.	R	1	2	5.73	6	4	0	0	0	0	22.0	26	17	14	3	1	15	0	17	1	0	.302	
+Sampson, A.	R	6	8	5.89	35	15	1	4	0	0	125.1	156	86	82	29	9	36	1	101	4	1	.302	
Smyly, D.	L	1	5	8.42	13	9	0	1	0	1	51.1	64	49	48	19	1	34	0	52	5	0	.299	
+Springs, J.	L	4	1	6.40	25	0	0	7	0	0	32.1	38	23	23	4	0	23	0	32	0	0	.295	
+St. John, L.	L	0	0	5.40	7	0	0	4	0	0	6.2	7	4	4	0	0	4	0	5	0	0	.241	
+Valdez, P.	R	0	0	3.94	11	0	0	2	0	0	16.0	17	7	7	3	2	9	0	18	1	0	.270	
Valquez, E.	R	0	1	6.75	11	4	0	1	0	0	16.0	20	12	12	3	0	12	0	10	3	0	.317	
TEXAS		78	84	5.06	162	162	4	158	9	33	1438.0	1515	878	808	241	70	583	11	1379	68	3	269	
OPPONENTS		84	78	4.56	162	162	0	162	6	39	1442.2	1374	810	731	223	67	534	18	1578	75	4	248	

+ - ROOKIE

FRONT OFFICE COACH PLAYER REVIEW RECORDS DEVELOPMENT MEDIA

2019 DAY-BY-DAY

FRONT OFFICE

COACH

PLAYER

2019 REVIEW

OPINIONS

RECORDS

DEVELOPMENT

MEDIA

GM	DATE	OPPONENT	SCORE	REC.	POS.	GB	WINNING PITCHER	LOSING PITCHER	SAVE	TOG	ATT.	TOTAL
1	3/28	CHICAGO-NL	L, 4-12	0-1	T4th	-2.0	Lester (1-0)	Minor (0-1)		3:08	*48,538	48,538
	3/29	OFF DAY			4th	-1.5						
2	3/30	CHICAGO-NL	W, 8-6	1-1	2nd	-1.5	Kelley (1-0)	Edwards Jr. (0-1)	Leclerc (1)	3:47	*46,238	94,776
3	3/31	CHICAGO-NL	W, 11-10	2-1	2nd	-1.5	Leclerc (1-0)	Strop (0-1)		3:46	36,812	131,588
4	4/1	HOUSTON	L, 1-2	2-2	3rd	-2.5	Peacock (1-0)	Sampson (0-1)	Osuna (1)	2:39	18,056	149,644
5	4/2	HOUSTON	W, 6-4	3-2	3rd	-2.5	Kelley (2-0)	Valdez (0-1)	Leclerc (2)	3:23	17,907	167,551
6	4/3	HOUSTON	W, 4-0	4-2	2nd	-2.0	Minor (1-1)	Cole (0-2)		2:39	22,265	199,816
7	4/4	at Los Angeles-AL	W, 11-4	5-2	2nd	-1.5	Springs (1-0)	Harvey (0-1)		3:49	42,027	
8	4/5	at Los Angeles-AL	L, 1-3	5-3	2nd	-1.5	Anderson (1-0)	Lynn (0-1)	Allen (1)	2:52	41,089	
9	4/6	at Los Angeles-AL	L, 1-5	5-4	2nd	-2.5	Skaggs (1-1)	Smyly (0-1)		3:22	31,747	
10	4/7	at Los Angeles-AL	L, 2-7	5-5	T2nd	-3.5	Anderson (2-0)	Miller (0-1)		3:30	42,076	
	4/8	OFF DAY			3rd	-4.0						
11	4/9	at Arizona	L, 4-5	5-6	T4th	-5.0	Andriese (2-0)	Leclerc (0-1)		2:48	16,620	
12	4/10	at Arizona	W, 5-2	6-6	T4th	-5.0	Lynn (1-1)	Chafin (0-1)	Bird (1)	3:35	15,871	
	4/11	OFF DAY			5th	-5.5						
13	4/12	OAKLAND	L, 6-8	6-7	5th	-5.5	Trivino (1-0)	Martin (0-1)	Treinen (5)	3:16	24,817	214,633
	4/13	OAKLAND			5th	-5.0	RAINED OUT - RESCHEDULED AS PART OF SPLIT DH ON JUNE 8					
14	4/14	OAKLAND	W, 8-7	7-7	5th	-4.0	Springs (2-0)	Soria (0-2)	Leclerc (3)	3:05	26,350	240,983
15	4/15	LOS ANGELES-AL	W, 12-7	8-7	T3rd	-3.0	Dowdy (1-0)	Bredrosian (1-1)	Leclerc (4)	3:26	18,265	259,248
16	4/16	LOS ANGELES-AL	W, 5-0	9-7	3rd	-2.5	Minor (2-1)	Barria (1-1)		2:31	17,704	276,952
17	4/17	LOS ANGELES-AL	W, 5-4	10-7	3rd	-1.5	Lynn (2-1)	Harvey (0-2)	Leclerc (5)	3:19	16,691	293,643
	4/18	OFF DAY			3rd	-1.5						
18	4/19	HOUSTON	L, 2-7	10-8	3rd	-2.5	Verlander (3-0)	Smyly (0-2)		3:16	35,649	329,292
19	4/20	HOUSTON	W, 9-4	11-8	3rd	-2.5	Kelley (3-0)	Cole (1-3)		2:51	39,636	368,928
20	4/21	HOUSTON	W, 11-10	12-8	3rd	-1.5	Miller (1-1)	McHugh (3-2)	Kelley (1)	3:16	26,225	395,153
21	4/22	at Oakland	L, 1-6	12-9	3rd	-2.0	Bassitt (1-0)	Minor (2-2)		2:48	8,073	
22	4/23	at Oakland	L, 5-11	12-10	3rd	-2.0	Montas (4-1)	Lynn (2-2)		3:17	10,496	
23	4/24	at Oakland	L, 5-6	12-11	3rd	-2.5	Treinen (1-1)	C. Martin (0-2)		3:22	18,610	
24	4/25	at Seattle	L, 2-14	12-12	4th	-3.0	Gonzales (5-0)	Hearn (0-1)		3:25	12,644	
25	4/26	at Seattle	L, 4-5 (11)	12-13	4th	-4.0	Elias (2-0)	Dowdy (1-1)		4:06	21,721	
26	4/27	at Seattle	W, 15-1	13-13	3rd	-3.0	Minor (3-2)	Leake (2-3)		3:11	26,493	
27	4/28	at Seattle	W, 14-1	14-13	3rd	-2.5	Lynn (3-2)	Swanson (0-3)		3:10	21,503	
	4/29	OFF DAY			3rd	-2.0						
28	4/30	PITTSBURGH	L, 4-6 (11)	14-14	3rd	-3.0	Crick (1-1)	Chavez (0-1)	Vázquez (7)	4:14	18,641	413,794
29	5/1	PITTSBURGH	L, 5-7	14-15	3rd	-3.0	Tailon (2-3)	Miller (1-2)	Vázquez (8)	3:10	23,562	437,356
	5/2	OFF DAY			3rd	-2.5						
30	5/3	TORONTO	L, 0-1 (12)	14-16	T3rd	-3.0	Hudson (2-1)	Jurado (0-1)	Giles (8)	4:00	26,179	463,535
31	5/4	TORONTO	W, 8-5	15-16	3rd	-3.0	Lynn (4-2)	Pannone (1-3)	Kelley (2)	2:59	31,787	495,322
32	5/5	TORONTO	W, 10-2	16-16	3rd	-3.0	Dowdy (2-1)	Buchholz (0-2)		2:50	30,934	526,256
	5/6	OFF DAY			3rd	-3.5						
33	5/7	at Pittsburgh	L, 4-5	16-17	3rd	-3.5	Feliz (2-0)	Sampson (0-2)	Vázquez (10)	2:50	13,032	
34	5/8	at Pittsburgh	W, 9-6	17-17	3rd	-3.5	Jurado (1-1)	Lyons (1-1)	C. Martin (1)	3:18	13,905	
35	5/9	at Houston	L, 2-4	17-18	3rd	-4.5	Miley (3-2)	Minor (3-3)	Osuna (9)	2:58	26,657	
36	5/10	at Houston	L, 0-3	17-19	T3rd	-5.5	Verlander (6-1)	Lynn (4-3)	Osuna (10)	2:29	33,023	
37	5/11	at Houston	L, 4-11	17-20	T4th	-6.5	Cole (4-4)	Smyly (0-3)		3:15	35,849	
38	5/12	at Houston	L, 5-15	17-21	T4th	-7.5	Co. Martin (1-0)	Sampson (0-3)		3:08	41,027	
	5/13	OFF DAY			4th	-8.0						
39	5/14	at Kansas City	L, 5-11	17-22	4th	-9.0	Duffy (2-1)	Miller (1-3)		3:24	19,410	
40	5/15	at Kansas City	W, 6-1	18-22	4th	-9.0	Minor (4-3)	Lopez (0-5)		3:24	14,572	
41	5/16	at Kansas City	W, 16-1	19-22	T3rd	-8.5	Lynn (5-3)	Bailey (4-4)		3:14	17,469	
42	5/17	ST. LOUIS	W, 7-3	20-22	T2nd	-8.5	Sampson (1-3)	Mikolas (4-4)		2:59	34,398	560,654
43	5/18	ST. LOUIS	L, 2-8	20-23	T3rd	-9.5	Hudson (3-3)	Jurado (1-2)		3:14	30,967	591,621
44	5/19	ST. LOUIS	W, 5-4 (10)	21-23	T2nd	-8.5	Gómez (1-0)	Hicks (1-2)		3:41	32,112	623,733
45	5/20	SEATTLE	W, 10-9	22-23	2nd	-8.5	Minor (5-3)	Leake (3-5)		2:53	18,796	642,529
46	5/21	SEATTLE	W, 5-3	23-23	2nd	-8.5	Lynn (6-3)	Milone (0-1)	Kelley (3)	2:56	19,157	661,686
47	5/22	SEATTLE	W, 2-1	24-23	2nd	-7.5	Sampson (2-3)	Gonzales (5-4)	Kelley (4)	2:27	22,400	684,086
	5/23	OFF DAY			2nd	-7.0						
48	5/24	at Los Angeles-AL	W, 4-3	25-23	2nd	-7.0	Smyly (1-3)	Bredrosian (1-3)	Kelley (5)	3:13	*43,806	
49	5/25	at Los Angeles-AL	L, 2-3	25-24	3rd	-8.0	Robles (2-0)	Kelley (3-1)		3:11	36,392	
50	5/26	at Los Angeles-AL	L, 6-7	25-25	3rd	-8.0	Garcia (1-1)	Springs (1-1)	Anderson (1)	3:27	39,406	
51	5/27	at Seattle	L, 2-6	25-26	3rd	-9.0	Milone (1-1)	Lynn (6-4)		3:14	14,136	
52	5/28	at Seattle	W, 11-4	26-26	3rd	-9.0	Sampson (3-3)	Gonzales (5-5)		3:17	12,452	
53	5/29	at Seattle	W, 8-7	27-26	3rd	-8.0	Chavez (1-1)	Bass (0-1)	Kelley (6)	3:20	16,059	
54	5/30	KANSAS CITY	L, 2-4	27-27	3rd	-8.5	Junis (4-5)	Minor (5-4)	Kennedy (3)	3:06	26,202	710,288
55	5/31	KANSAS CITY	W, 6-2	28-27	T2nd	-8.5	Jurado (2-2)	Duffy (3-2)		2:36	31,183	741,471
56	6/1	KANSAS CITY	W, 6-2	29-27	2nd	-8.5	Lynn (7-4)	Kelley (4-7)		3:08	27,133	768,604
57	6/2	KANSAS CITY	W, 5-1	30-27	2nd	-8.5	Sampson (3-3)	Baier (3-6)		2:38	21,891	790,495
	6/3	OFF DAY			2nd	-9.0						
58	6/4	BALTIMORE	L, 11-12	30-28	2nd	-10.0	Bundy (3-6)	Smyly (1-4)	Givens (5)	3:42	21,903	812,398
59	6/5	BALTIMORE	W, 2-1 (12)	31-28	2nd	-9.0	Springs (3-1)	Fry (0-3)		4:18	21,163	833,561
60	6/6	BALTIMORE	W, 4-3	32-28	2nd	-9.0	Jurado (3-2)	Hess (1-8)	Kelley (7)	2:29	20,462	854,023
61	6/7	OAKLAND	L, 3-5	32-29	2nd	-10.0	Petti (1-1)	Leclerc (1-2)	Treinen (13)	3:09	25,120	879,143
62	6/8 (D)	OAKLAND	W, 10-5	33-29	-	-	Springs (4-1)	Blackburn (0-1)		3:12	22,327	901,470
63	6/8 (N)	OAKLAND	W, 3-1	34-29	2nd	-8.5	Sampson (5-3)	Bassitt (3-2)		2:45	39,514	940,984
64	6/9	OAKLAND	L, 8-9	34-30	2nd	-9.5	Montas (8-2)	Smyly (1-5)	Treinen (14)	3:25	20,358	961,342
65	6/10	at Boston	W, 4-3 (11)	35-30	2nd	-9.0	Chavez (2-1)	Brasier (2-3)	C. Martin (2)	3:22	34,422	
66	6/11	at Boston	W, 9-5	36-30	2nd	-9.0	Jurado (4-2)	Hernandez (0-1)		3:40	35,121	
67	6/12	at Boston	L, 3-4	36-31	2nd	-9.0	Barnes (3-1)	Chavez (2-2)		2:55	34,330	
68	6/13	at Boston	L, 6-7	36-32	2nd	-9.5	Workman (4-1)	Fairbanks (0-1)	Smith (1)	4:06	35,841	
69	6/14	at Cincinnati	W, 7-1	37-32	2nd	-9.5	B. Martin (1-0)	Mahle (2-7)	Smyly (1)	3:08	30,090	
70	6/15	at Cincinnati	W, 4-3	38-32	2nd	-9.5	Minor (6-4)	Roark (4-6)	Kelley (8)	2:39	25,693	
71	6/16	at Cincinnati	L, 3-11	38-33	2nd	-9.5	Gray (3-5)	Jurado (4-3)		3:21	24,079	
72	6/17	CLEVELAND	W, 7-2	39-33	2nd	-8.5	Lynn (8-4)	Clevinger (1-1)		2:52	20,860	982,200
73	6/18	CLEVELAND	L, 3-10	39-34	2nd	-8.5	Plesac (2-2)	Sampson (5-4)		3:13	19,223	1,001,425
74	6/19	CLEVELAND	L, 4-10	39-35	2nd	-8.5	Perez (2-1)	Palumbo (0-1)		3:17	22,906	1,024,331
75	6/20	CLEVELAND	W, 4-2	40-35	2nd	-7.5	Minor (7-4)	Bieber (6-3)	Kelley (9)	2:35	18,531	1,042,862
76	6/21	CHICAGO-AL	L, 4-5 (10)	40-36	2nd	-7.5	Herrera (3-3)	Kelley (3-2)	Colome (16)	3:23	39,333	1,072,195
77	6/22	CHICAGO-AL	W, 6-5	41-36	2nd	-6.5	Lynn (9-4)	Marshall (3-1)	C. Martin (3)	3:04	33,582	1,105,777
78	6/23	CHICAGO-AL	W, 7-4	42-36	2nd	-6.5	Sampson (6-4)	Nova (3-6)	Kelley (10)	3:07	21,917	1,127,694
	6/24	OFF DAY			2nd	-6.5						
79	6/25	at Detroit	W, 5-3	43-36	2nd	-6.5	Chavez (3-2)	Zimmermann (0-5)		2:47	18,952	
80	6/26	at Detroit	W, 4-1	44-36	2nd	-5.5	Minor (8-4)	Boyd (5-6)		2:19	19,732	
81	6/27											

GM	DATE	OPPONENT	SCORE	REC.	POS.	GB	WINNING PITCHER	LOSING PITCHER	SAVE	TOG	ATT.	TOTAL
82	6/28	at Tampa Bay	W, 5-0	46-36	2nd	-4.5	Lynn (10-4)	Chirinos (7-4)		2:48	13,955	
83	6/29	at Tampa Bay	L, 2-5	46-37	2nd	-5.5	McKay (1-0)	Sampson (6-5)		2:56	16,855	
84	6/30	at Tampa Bay	L, 2-6	46-38	2nd	-6.5	Snell (5-7)	Chavez (3-3)		2:28	11,234	
85	7/1	LOS ANGELES-AL			2nd	-6.5	POSTPONED - RESCHEDULED AS PART OF SPLIT DH ON AUGUST 20					
85	7/2	LOS ANGELES-AL	L, 4-9	46-39	3rd	-7.5	Cahill (3-6)	Fairbanks (0-2)		4:12	20,931	1,148,625
86	7/3	LOS ANGELES-AL	L, 2-6	46-40	3rd	-8.5	Barnia (3-2)	Jurado (5-4)		2:55	28,998	1,177,623
87	7/4	LOS ANGELES-AL	W, 9-3	47-40	3rd	-9.0	Lynn (11-4)	Canning (3-5)		3:27	45,558	1,223,179
88	7/5	at Minnesota	L, 6-15	47-41	3rd	-8.0	Pérez (8-3)	Sampson (6-6)		3:02	38,073	
89	7/6	at Minnesota	L, 4-7	47-42	3rd	-9.0	Pineda (6-4)	Chavez (3-2)	Rogers (12)	3:12	36,969	
90	7/7	at Minnesota	W, 4-1 (11)	48-42	3rd	-9.0	Kelley (4-2)	Mejia (3-4)		4:15	35,495	
7/8	ALL-STAR BREAK				3rd	-9.0						
7/9	ALL-STAR GAME @ CLEVELAND				3rd	-9.0						
7/10	ALL-STAR BREAK				3rd	-9.0						
91	7/11	HOUSTON	W, 5-0	49-42	3rd	-8.0	Lynn (12-4)	Valdez (3-5)		3:02	37,964	1,261,143
92	7/12	HOUSTON	W, 9-8	50-42	3rd	-7.0	Kelley (5-2)	Osuna (3-2)		3:07	32,322	1,293,465
93	7/13	HOUSTON	L, 6-7 (11)	50-43	3rd	-8.0	James (4-0)	Martin (1-1)	Osuna (20)	4:09	42,452	1,335,917
94	7/14	HOUSTON	L, 4-12	50-44	3rd	-9.0	Verlander (11-4)	Jurado (5-5)		4:00	27,916	1,363,833
7/15	OFF DAY				3rd	-8.5						
95	7/16	ARIZONA	L, 2-9	50-45	3rd	-8.5	Young (3-0)	Lynn (12-5)		3:23	19,202	1,383,035
96	7/17	ARIZONA	L, 4-19	50-46	3rd	-9.5	Ray (8-6)	Chavez (3-5)		3:14	26,681	1,409,716
7/18	OFF DAY				3rd	-10.0						
97	7/19	at Houston	L, 3-4	50-47	3rd	-11.0	Verlander (12-4)	Minor (8-5)	Osuna (21)	2:59	42,287	
98	7/20	at Houston	L, 1-6	50-48	T3rd	-12.0	Urquidy (1-0)	Jurado (5-6)		2:25	41,643	
99	7/21	at Houston	L, 3-5	50-49	4th	-13.0	Armenteros (1-0)	Lynn (12-6)	Osuna (22)	3:08	37,655	
100	7/22	at Seattle	L, 3-7	50-50	4th	-14.0	Gonzales (11-8)	Sampson (6-7)	Elias (12)	2:50	16,091	
101	7/23	at Seattle	W, 7-2	51-50	4th	-13.0	Payano (1-0)	Milone (1-5)		2:39	15,543	
102	7/24	at Seattle	L, 3-5	51-51	4th	-14.0	Leake (9-8)	Minor (8-6)	Elias (13)	2:25	28,163	
103	7/25	at Oakland	W, 11-3	52-51	4th	-13.5	Jurado (6-6)	B. Anderson (9-6)		2:45	11,854	
104	7/26	at Oakland	W, 5-2	53-51	4th	-12.5	Lynn (13-6)	Mengden (5-2)	C. Martin (4)	3:24	14,952	
105	7/27	at Oakland	L, 4-5	53-52	4th	-13.5	Bailey (9-7)	Sampson (6-8)	Hendriks (9)	2:52	36,468	
106	7/28	at Oakland	L, 5-6	53-53	4th	-14.5	Teinen (4-3)	Leclerc (1-3)		3:38	18,906	
7/29	OFF DAY				4th	-14.5						
107	7/30	SEATTLE	L, 5-8	53-54	4th	-15.5	Tuivailala (1-0)	B. Martin (1-2)	Elias (14)	3:16	20,599	1,430,315
108	7/31	SEATTLE	W, 9-7	54-54	4th	-14.5	Minor (9-6)	LeBlanc (6-4)	Chavez (1)	3:26	22,539	1,452,854
8/1	OFF DAY				4th	-15.0						
109	8/2	DETROIT	W, 5-4	55-54	T3rd	-15.0	Lynn (14-6)	LeBlanc (6-4)	Leclerc (6)	2:52	26,884	1,479,738
110	8/3	DETROIT	W, 5-4 (10)	56-54	3rd	-12.0	Ledger (2-3)	Ramirez (5-4)		3:35	30,292	1,510,030
111	8/4	DETROIT	W, 9-4	57-54	3rd	-15.0	Montero (1-0)	Cisneros (3-3)		3:27	18,531	1,528,561
112	8/5	at Cleveland	W, 1-0	58-54	3rd	-14.5	Minor (1-0)	Civale (1-0)	Leclerc (7)	2:49	17,890	
8/6	at Cleveland				3rd	-15.0						
113	8/7 (1)	at Cleveland	L, 0-2	58-55	-	-	Goody (3-0)	Jurado (6-7)	Hand (28)	2:32		
114	8/7 (2)	at Cleveland	L, 1-5	58-56	3rd	-16.5	Cole (3-1)	Lynn (14-7)	Wittgren (3)	2:55	24,888	
8/8	OFF DAY				3rd	-16.5						
115	8/9	at Milwaukee	L, 5-6	58-57	3rd	-17.5	Hader (2-5)	Clase (0-1)		4:01	35,294	
116	8/10	at Milwaukee	L, 2-3	58-58	3rd	-18.5	Houser (5-5)	Payano (1-1)	Albers (3)	3:09	41,903	
117	8/11	at Milwaukee	W, 1-0	59-58	3rd	-17.5	Minor (11-6)	Lyles (7-8)	Leclerc (8)	2:28	44,411	
118	8/12	at Toronto	L, 4-19	59-59	3rd	-18.0	Stewart (2-0)	Jurado (6-8)		3:02	16,492	
119	8/13	at Toronto	L, 0-3	59-60	3rd	-18.5	Pannone (3-5)	Lynn (14-8)	Giles (16)	2:48	22,958	
120	8/14	at Toronto	W, 7-3	60-60	3rd	-17.5	Allard (1-0)	Reid-Foley (2-3)		3:22	34,666	
121	8/15	MINNESOTA	L, 6-13	60-61	3rd	-17.5	Pineda (6-5)	Payano (1-2)	Smeltzer (1)	3:18	20,494	1,549,055
122	8/16	MINNESOTA	L, 3-4	60-62	3rd	-17.5	Duffey (3-1)	Minor (11-7)	Romo (20)	3:12	24,742	1,573,797
123	8/17	MINNESOTA	L, 7-12	60-63	T3rd	-17.5	Duffey (4-1)	Jurado (6-9)		3:30	30,136	1,603,933
124	8/18	MINNESOTA	L, 3-6	60-64	4th	-18.5	Dyson (5-1)	Clase (0-2)	Rogers (19)	3:49	18,500	1,622,433
125	8/19	LOS ANGELES-AL	W, 8-7 (11)	61-64	T3rd	-18.5	Montero (2-0)	Ramirez (4-2)		4:35	17,326	1,639,759
126	8/20 (L)	LOS ANGELES-AL	L, 1-5	61-65	-	-	Heaney (3-3)	Palumbo (0-2)		2:48	17,429	1,657,188
127	8/20 (N)	LOS ANGELES-AL	W, 3-2 (11)	62-65	T3rd	-19.0	Clase (1-2)	Buttrey (6-6)		3:36	16,638	1,672,826
128	8/21	LOS ANGELES-AL	W, 8-7	63-65	3rd	-18.0	Hernandez (1-0)	Cahill (3-8)		3:46	19,565	1,692,391
129	8/22	at Chicago-AL	L, 1-6	63-66	3rd	-19.0	Detwiler (2-3)	Jurado (6-10)		2:29	18,563	
130	8/23	at Chicago-AL	L, 3-8	63-67	3rd	-20.0	Cease (3-6)	Lynn (14-9)		2:50	27,016	
131	8/24	at Chicago-AL	W, 4-0	64-67	3rd	-20.0	Allard (2-0)	Nova (9-10)		3:06	26,454	
132	8/25	at Chicago-AL	L, 0-2	64-68	3rd	-21.0	López (8-11)	Burke (0-1)	Colomé (25)	2:57	25,553	
8/26	OFF DAY				3rd	-21.0						
133	8/27	at Los Angeles-AL	L, 2-5	64-69	3rd	-22.0	Del Pozo (1-0)	Minor (11-8)	Robles (19)	2:48	39,008	
134	8/28	at Los Angeles-AL	W, 3-0	65-69	3rd	-22.0	Jurado (7-10)	Del Pozo (1-1)	Leclerc (9)	2:55	37,535	
135	8/29	SEATTLE	L, 3-5	65-70	3rd	-22.0	Magill (4-1)	Leclerc (2-4)		3:09	16,591	
136	8/30	SEATTLE	W, 3-6	66-70	3rd	-22.0	Allard (3-0)	Gonzales (14-11)	Clase (1)	2:45	23,563	1,732,545
137	8/31	SEATTLE	W, 3-2	67-70	3rd	-21.0	Clase (2-2)	Magill (4-2)		2:49	33,668	1,766,213
138	9/1	SEATTLE	L, 3-11	67-71	3rd	-22.0	Kikuchi (6-9)	B. Martin (1-3)		3:39	22,116	1,788,329
139	9/2	at New York-AL	W, 7-0	68-71	3rd	-22.0	Minor (12-8)	Tanaka (10-8)		3:04	40,015	
140	9/3	at New York-AL	L, 1-10	68-72	3rd	-22.0	Paxton (12-6)	Volquez (0-1)		2:36	33,711	
141	9/4	at New York-AL	L, 1-4	68-73	3rd	-22.5	Cessa (2-1)	Lynn (14-10)		3:05	36,082	
142	9/5	at Baltimore	W, 3-1	69-73	3rd	-22.5	Allard (4-0)	Means (10-10)	Leclerc (10)	2:35	8,209	
143	9/6	at Baltimore	W, 7-6	70-73	3rd	-22.5	B. Martin (2-3)	Fry (1-0)	Leclerc (11)	3:03	10,596	
144	9/7	at Baltimore	W, 9-4	71-73	3rd	-22.5	Mendez (1-0)	Brooks (4-8)		3:11	11,796	
145	9/8	at Baltimore	W, 10-4	72-73	3rd	-22.5	Minor (13-8)	Wojciechowski (2-8)		3:20	16,142	
9/9	OFF DAY				3rd	-23.0						
146	9/10	TAMPA BAY	L, 3-5 (11)	72-74	3rd	-23.0	Pagan (4-2)	Clase (2-3)	Fairbanks (1)	3:45	18,467	1,806,796
147	9/11	TAMPA BAY	W, 10-9	73-74	3rd	-22.0	Gibaut (1-0)	Poche (4-5)	Leclerc (12)	4:09	19,746	1,826,542
148	9/12	TAMPA BAY	W, 6-4	74-74	3rd	-21.0	Farrell (1-0)	McKay (2-4)	Leclerc (13)	3:16	18,222	1,844,764
149	9/13	OAKLAND	L, 9-14	74-75	3rd	-22.0	Wendelken (2-1)	Gibaut (1-1)		3:28	27,813	1,872,577
150	9/14	OAKLAND	L, 6-8	74-76	3rd	-23.0	Buchter (1-1)	Minor (13-9)	Hendriks (22)	3:47	31,928	1,904,505
151	9/15	OAKLAND	L, 1-6	74-77	3rd	-24.0	Manaea (2-0)	Hernandez (1-1)	Luzardo (1)	3:10	26,064	1,930,569
9/16	OFF DAY				3rd	-24.0						
152	9/17	at Houston	L, 1-4	74-78	3rd	-25.0	Verlander (19-6)	Lynn (14-11)	Osuna (34)	2:45	39,650	
153	9/18	at Houston	L, 2-3	74-79	3rd	-26.0	Cole (18-5)	Allard (4-1)	Osuna (35)	2:35	38,417	
9/19	OFF DAY				3rd	-26.0						
154	9/20	at Oakland	L, 0-8	74-80	3rd	-27.0	Fiers (15-4)	Minor (13-10)		2:38	29,579	
155	9/21	at Oakland	L, 3-12	74-81	3rd	-27.0	Manaea (3-0)	Burke (0-2)		3:17	29,896	
156	9/22	at Oakland	W, 8-3	75-81	3rd	-27.0	Lynn (15-11)	Roark (2-2)		3:15	38,453	
9/23	OFF DAY				3rd	-27.0						
157	9/24	BOSTON	L, 10-12	75-82	3rd	-28.0	Rodriguez (19-6)	Jurado (7-11)	Workman (16)	3:59	23,341	1,953,910
158	9/25	BOSTON	L, 3-10	75-83	3rd	-29.0	Porcello (14-12)	Allard (4-2)		3:18	29,290	1,988,200
159	9/26	BOSTON	W, 7-5	76-83	3rd	-28.0	Minor (14-10)	Weber (2-4)	Leclerc (14)	3:02	24,612	2,007,812
160	9/27	NEW YORK-AL	L, 7-14	76-84	3rd	-29.0	Tarpley (1-0)	Palumbo (0-3)		3:37	35,168	2,042,980

2019 MISCELLANEOUS STATISTICS

FRONT OFFICE

COACH

PLAYER

2019 REVIEW

OPONENTS

RECORDS

DEVELOPMENT

MEDIA

TEXAS TEAM BATTING

Runs, Game	16, May 16 at KC
Runs, Inning	7, 3x: Sept. 11 vs. TB (1st), May 28 at SEA (5th), May 17 vs. STL (2nd)
Hits, Game	21, May 16 at KC
Hits, Inning	8, May 17 vs. STL (2nd)
Fewest Hits, Game	1, Aug. 25 at LAA
Doubles	7, April 27 at SEA
Triples	2, April 14 vs. OAK
Home Runs	5, 4x: Sept. 22 at OAK; July 12 vs. HOU; May 20 vs. SEA; May 16 at KC
Home Runs, Both Clubs	9, 2x: Sept. 27 vs. NYY (3-TEX/6-NYY), July 12 vs. HOU (TEX-5/HOU-4)
Extra Base Hits	10, 2x: May 20 vs. SEA; April 27 at SEA
Total Bases	38, May 16 at KC
Stolen Bases	5, 2x: May 20 vs. NYY; July 2 vs. LAA
Walks	12, March 30 vs. CHC
Strikeouts	18, May 11 at HOU
Left on Base (9 innings)	15, Sept. 8 at BAL
Left on Base (Extras)	16, August 19 vs. LAA

TEXAS INDIVIDUAL BATTING

Hits	4, 10x, last Andrus, Aug. 14 at TOR
Runs	4, Gallo, May 16 at KC
Home Runs	2, 11x, last Calhoun, Sept. 22 at OAK
RBI	6, 2x, Odor, Sept. 28 vs. NYY; Santana, July 25 at OAK
Total Bases	9, Odor/Gallo, May 16 at KC
Doubles	2, 31x, last Odor, Sept. 7 at BAL
Triples	1, 24x
Extra-Base Hits	3, 5x, last Odor, Sept. 7 at BAL
Stolen Bases	3, 2x, last DeShields, Aug. 9 at MIL
Walks	4, 2x, last Odor, Aug. 9 at MIL
Strikeouts	#5, Santana, Aug. 28 at LAA
Hitting Streak	9, 3x: Choo, July 2-13; Andrus, June 22-July 2; Santana, June 15-26

TEXAS TEAM PITCHING

Strikeouts	16, 2x: May 30 vs. KC, April 27 at SEA
Walks	11, July 2 vs. LAA
Fewest Walks	0, 3x: Aug. 24 at CWS, June 17 vs. CLE, June 1 vs. KC
Runs Allowed, Game	19, 2x: Aug. 12 at TOR, July 17 vs. ARI
Runs Allowed, Inning	8, Aug. 12 at TOR (4th)
Hits Allowed, Game	21, 2x: Aug. 12 at TOR, July 17 vs. ARI
Hits Allowed, Inning	8, July 5 at MIN (2nd)
Home Runs	6, Sept. 27 vs. NYY
Consecutive Scoreless Innings	19.0, July 7-12

TEXAS INDIVIDUAL PITCHING

Innings, Starter	9.0, 3x: Minor, June 26 at DET; Sampson, June 8 vs. OAK-2; Minor, April 16 vs. LAA
Fewest Innings, Starter	0.1, Hearn, April 25 at SEA
Innings, Reliever	6.0, 2x: Jurado, Aug. 28 at LAA; Sampson, April 1 vs. HOU
Strikeouts, Starter	13, Minor, April 27 at SEA
Strikeouts, Reliever	7, Payano, July 23 at SEA
Runs Allowed	8, 5x, last Jurado, Aug. 17 vs. MIN
Earned Runs Allowed	8, 3x, last Jurado, Aug. 12 at TOR
Hits Allowed	11, 3x: last Lynn, Aug. 23 at CWS
Home Runs Allowed	4, 2x: Sampson, June 13 at BOS; Minor, July 19 at HOU
Pitches	126, Minor, Sept. 26 vs. BOS

TEXAS MISCELLANEOUS

Winning Streak	6, June 22-28
Losing Streak	8, July 13-22
Longest Game, Innings	12, 2x: June 5 vs. BAL; May 3 vs. TOR
Longest Game, Time, 9 inn.	4:12, July 2 vs. LAA
Longest Game, Time, Xtra.	4:35, August 19 vs. LAA
Shortest Game, Time	2:19, June 26 at DET
Largest Crowd, Home	48,538, March 28 vs. CHC
Largest Crowd, Road	44,411, Aug. 11 at MIL
Winning Margin	15, May 16 at KC (16-1)
Losing Margin	15, 2x: Aug. 12 at TOR (4-19), July 17 vs. ARI (4-19)
Largest Deficit in Win	6, August 19 vs. LAA (trailed 7-1 after 3 inn.)
Largest Deficit in 9th, Win	1, 2x: Aug. 31 vs. SEA (trailed 2-1); June 10 at BOS (trailed 2-1)
Largest Lead in Loss	5, April 12 vs. OAK (led 6-1 after 5 inn.)
Errors	5, June 13 at BOS (led 6-1 after 1 1/2 inn.) 4, July 2 vs. LAA

*-Club record #-Ties club record

STARTS BY BATTING ORDER

	1	2	3	4	5	6	7	8	9
Andrus	-	42	104	-	-	1	-	-	-
Cabrera	-	-	-	2	12	43	27	6	-
Calhoun	-	15	27	13	16	4	1	-	-
Choo	138	2	-	-	-	1	-	-	-
DeShields	20	16	-	-	-	1	8	30	19
Federowicz	-	-	-	-	-	-	-	2	21
Forsythe	2	5	-	-	10	24	34	11	-
Gallo	-	-	3	21	43	3	-	-	-
Guzmán	-	-	-	-	-	3	17	53	-
Heineman	-	-	-	-	-	3	11	7	-
Kiner-Falefa	-	-	-	-	-	-	-	12	21
Mathis	-	-	-	-	-	-	-	14	62
Mazara	-	-	14	72	16	6	-	-	-
Odor	-	18	-	4	16	57	37	5	-
Pence	-	-	13	28	26	1	1	-	-
Santana	2	64	1	5	15	9	10	6	-
Solak	-	-	-	17	8	6	1	-	-
Trevino	-	-	-	-	-	-	-	4	28
Wisdom	-	-	-	-	-	-	3	3	-
PITCHERS	-	-	-	-	-	-	-	-	10

STARTS BY POSITION

	C	1B	2B	3B	SS	LF	CF	RF	DH
Andrus	-	-	-	-	146	-	-	-	1
Cabrera	-	-	-	90	-	-	-	-	-
Calhoun	-	-	-	-	-	69	-	-	7
Choo	-	-	-	-	-	39	-	41	61
DeShields	-	-	-	-	-	-	94	-	-
Federowicz	23	-	-	-	-	-	-	-	-
Forsythe	-	40	8	28	10	-	-	-	-
Gallo	-	-	-	-	-	26	37	-	7
Guzmán	-	72	-	-	-	-	-	-	1
Heineman	-	4	-	-	-	4	9	4	-
Kiner-Falefa	31	-	-	23	-	-	-	-	1
Mathis	76	-	-	-	-	-	-	-	-
Mazara	-	-	-	-	-	-	100	8	-
Odor	-	-	134	-	-	-	-	3	-
Pence	-	-	-	-	-	16	-	7	46
Santana	-	42	15	8	6	8	22	10	1
Solak	-	-	5	11	-	-	-	-	16
Trevino	32	-	-	-	-	-	-	-	-
Wisdom	-	4	-	2	-	-	-	-	-

HOME RUNS

At Home	114	On The Road	109	Solo	133
3-Run	60	3-Run	23	Grand Slams	7

2-HR GAMES (11)

Odor	3
Calhoun	2
Mazara	2
Santana	2
Cabrera	1
Gallo	1

3-HR GAMES (0)

GRAND SLAMS (7)

Odor	2
Santana	2
DeShields	1
Gallo	1
Pence	1

GAME-ENDING HR (1)

Odor	1
------	---

LEADOFF HR (7)

Choo	7
------	---

PINCH-HIT HR (4)

Santana	2
Choo	1
Pence	1

BACK-TO-BACK HOMERS (7):

Pence/Forsythe, 4/21 vs. HOU	Choo/Santana, 7/13 vs. HOU
Odor/Cabrera, 5/20 vs. SEA	Santana/Forsythe, 7/17 vs. ARI
Pence/Gallo, 5/20 vs. SEA	Odor/Cabrera, 7/19 at HOU
Santana/Andrus, 6/20 vs. CLE	

INSIDE THE PARK HOMERS (1): Pence, 6/12 at BOS

HR BY PITCHERS: None

RECORD BY HOME RUNS

	0	1	2	3	4	5	6
	14-22	28-33	22-21	8-8	2-0	4-0	0-0

CATCHING BREAKDOWN

	CS	SBA	CS%	PB	PO'S
Federowicz	3	12	25.0	1	0
Kiner-Falefa	3	15	20.0	4	0
Mathis	8	58	13.8	5	1
Trevino	6	15	40.0	1	1

Stolen bases against pitchers: 3-for-9 (3 SB, 6 CS)

RECORD BY DAYS

Monday	7-5
Tuesday	8-17
Wednesday	14-12
Thursday	11-8
Friday	10-16
Saturday	14-13
Sunday	14-13

RECORD BY MONTH

March	2-1
April	12-13
May	14-13
June	18-11
July	8-16
August	13-16
September	11-14

RANGERS AT A GLANCE

Record	78-84
Home	45-36
Road	33-48
Streak	Won 2
Last Homestand	3-3
Last Road Trip	1-4
Last Series	2-1 vs. NYY
Series Won/Lost/Tied	19-21-12
Last Win	6-1, 9/29 vs. NYY
Last Loss	7-14, 9/27 vs. NYY
Come From Behind Wins	36
Losses After Lead	34
Last Shutout by Rangers	7-0, 9/2 at NYY
Last Shutout by Opponent	0-8, 9/20 at OAK
March/April Record 2018/2019	11-19/14-14
May Record 2018/2019	13-16/14-13
June Record 2018/2019	14-11/18-11
July Record 2018/2019	8-17/8-16
August Record 2018/2019	12-14/13-16
September/October 2018/2019	9-18/11-14
Pre-All Star	48-42
Post-All Star	30-42
Score 4 or More Runs/Score Fewer than 4 Runs	68-35/10-49
Score First	49-23
Opp. Score First	29-61
Games Decided in last at-bat	15-14
1-Run/2-Run Games	25-21/11-14
Day/Night	25-25/53-59
Grass/Turf	75-79/3-5
vs. West/Central/East/NL	33-43/18-16/18-14/9-11
Ahead After 6/7/8	58-8/66-3/68-3
Behind After 6/7/8	15-70/9-73/2-73
Tied After 6/7/8	5-6/3-8/8-8
Rangers Commit Error/Error-Free	29-44/49-40
Rangers Homer/Don't Homer	64-62/14-22
Wearing Blue (Home)	19-15
Wearing Blue (Road)	25-31
Wearing Red (Home only)	10-7
Wearing Gray	7-15
Wearing White w/ red	6-7
Wearing White w/ blue	10-7
Players Weekend	1-2
Extra Inning Games/Home/Road	7-6/5-5/2-1

RECORD BY RUNS

0	1	2	3	4	5	6	7	8	9	10+	
Scored	0-6	2-12	2-15	6-16	9-14	12-8	8-7	9-2	7-1	9-1	14-2
Allowed	9-0	14-1	10-3	12-6	14-7	5-15	3-12	6-8	1-6	2-3	2-23

RUNS BY INNINGS

	1	2	3	4	5	6	7	8	9	10+
Texas	125	76	78	94	97	104	87	75	62	12
Opp.	122	114	88	108	107	109	87	63	69	11

OUTFIELD ASSISTS

Gallo	8
Mazara	4
Calhoun	2
DeShields	2
Santana	2

PICKOFFS BY PITCHERS

Minor/Smyly	3
Sampson	2
Gibaut/C. Martin/Mendez	1

INFIELD HITS

DeShields	19
Choo	13
Odor	12
Pence	12
Andrus	10
Mazara	8
Gallo	7
Calhoun	5
Mathis	5
Santana	5
Cabrera	4
Kiner-Falefa	4
Trevino	4
Forsythe	3
Solak	3
Guzman	1
Heineman	1

BUNT BASE HITS

DeShields	8
Odor	6
Gallo	3
Choo	2
Mathis	1

GO-AHEAD RBI

Mazara	17
Andrus	14
Calhoun	13
Santana	13
Choo	11
Gallo	11
Pence	11
Odor	10
Cabrera	9
DeShields	8
Guzman	6
Kiner-Falefa	5
Solak	5
Forsythe	2
Mathis	1

GAME-WINNING RBI

Mazara	10
Andrus	9
Gallo	8
Calhoun	7
DeShields	6
Kiner-Falefa	5
Odor	5
Santana	5
Cabrera	4
Choo	3
Guzman	3
Pence	3
Solak	3
Forsythe	1

2-OUT RBI

Odor	37
Santana	30
Choo	25
Pence	24
Andrus	22
Mazara	22
DeShields	21
Cabrera	20
Forsythe	13
Guzman	13
Calhoun	11
Gallo	10
Kiner-Falefa	7
Solak	5
Mathis	4
Heineman	3
Trevino	3
Federowicz	1
Wisdom	1

2019 INJURED LIST

PLAYER	INJURY	PLACED (RETRO)	REINSTATED	GAMES MISSED	RECORD
Hunter Pence	Lower back strain	August 27 (August 24)	October 31	31	15-16
Taylor Hearn	Left elbow tightness	April 26	November 4	137	66-71
Jesse Biddle	Left shoulder fatigue	July 16 (July 15)	October 31	67	28-39
Nate Jones	Right forearm surgery	April 27	November 1	54	25-29
Jesse Chavez	Posterior impingement in right elbow	August 13	November 4	43	19-24
Joey Gallo	Right wrist surgery	July 25 (July 24)	November 4	60	27-33
Rougned Odor	Right knee sprain	April 13 (April 11)	April 26	12	6-6
Drew Smyly	Left mid-arm nerve tightness	April 23 (April 20)	May 5	10	3-7
Ronald Guzmán	Right hamstring strain	April 7	May 9	25	12-13
Shawn Kelley	Minor neck surgery	May 9 (May 6)	May 21	13	6-7
Elvis Andrus	Right hamstring strain	May 15	May 25	9	8-1
Willie Calhoun	Left quad strain	May 22	June 17	25	15-10
Kyle Dowdy	Right elbow impingement	June 4 (June 1)	June 25	47	23-24
Joey Gallo	Left oblique strain	June 2	June 25	22	13-9
Scott Heineman	Left shoulder surgery rehabilitation	March 3	July 3	85	46-39
Hunter Pence	Right groin strain	July 17	July 16	23	12-11
Isiah Kiner-Falefa	Right middle finger sprain	June 7	July 20	37	18-19
Shawn Kelley	Right biceps soreness	July 22	August 7	13	8-5
Luke Farrell	Non-displaced jaw fracture	March 28	August 23	129	63-66
Yohander Méndez	Left elbow UCL sprain	March 28	August 26	132	64-68
Nomar Mazara	Left oblique strain	August 20	Sept. 1	12	6-6
Jeffrey Springs	Left biceps tendinitis	June 19 (June 17)	Sept. 1	66	29-37
Edinson Vólquez	Right elbow sprain	April 5	Sept. 1	130	62-68
Adrian Sampson	Lower back spasms	August 19 (August 18)	Sept. 1	14	7-7

2019 TRANSACTIONS

FRONT OFFICE

COACH

PLAYER

2019 REVIEW

OPINIONS

RECORDS

DEVELOPMENT

MEDIA

DATE	TRANSACTION
Feb. 16	C Adam Moore signed to minor league contract.
Feb. 18	OF Ben Revere signed to minor league contract.
Feb. 24	Acquired 2016-19 international slot money from the Baltimore Orioles in exchange for minor league RHP David Lebron.
Feb. 26	RHP Logan Forsythe signed to minor league contract.
March 1	Kyle Bird, Brock Burke, Willie Calhoun, Luke Farrell, Joey Gallo, Nick Gardewine, Ronald Guzman, Yoander Hearn, Scott Heineman, Jonathan Hernández, Wei-Chieh Huang, Ariel Jurado, Isiah Kiner-Falefa, José Leclerc, Brett Martin, Yohander Méndez, Joe Palumbo, CD Pelham, Jordan Romano, Connor Sadecek, Jeffrey Springs, Carlos Tocci, Jose Trevino, and Patrick Wisdom agreed to terms on 2019 contracts.
March 3	OF Zack Granite acquired from Minnesota Twins in exchange for RHP Xavier Moore and cash considerations...OF Scott Heineman placed on 60-day injured list for left shoulder surgery rehabilitation.
March 6	RHP José Leclerc signed to four-year contract extension through 2022 with club options for the 2023 and 2024 seasons.
March 8	RHP Jonathan Hernández and LHP Joe Palumbo optioned to Frisco (AA)...LHP Zac Curtis, INF Andy Ibañez, and RHP Richelson Peña assigned to minor league camp.
March 9	RHP Miguel Del Pozo, LHP Brady Feigl, RHP Taylor Guerrieri, and RHP Michael Tonkin assigned to minor league camp.
March 10	INF Christian Lopes assigned to minor league camp.
March 12	RHP Nick Gardewine and LHP Taylor Hearn optioned to Nashville (AAA)...LHP Brock Burke and RHP Wei-Chieh Huang optioned to Frisco (AA)...RHPs Tim Lillard, Yoel Espinal, and Ariel Hernández, C Adam Moore, and OF Ben Revere assigned to minor league camp.
March 15	LHP CD Pelham, OF Carlos Tocci, and INF Patrick Wisdom optioned to Nashville (AAA)...C Tony Sanchez, RHP Phillips Valdez, and INF Eli White assigned to minor league camp.
March 19	C Jose Trevino optioned to Nashville (AAA).
March 20	RHP Ariel Jurado optioned to Nashville (AAA)...LHP Brett Martin optioned to Frisco (AA).
March 22	OF Willie Calhoun optioned to Nashville (AAA).
March 23	RHP Jason Hamaller released from minor league contract...RHP Jordan Romano returned to Toronto organization.
March 25	RHP Zach McAllister placed on unconditional release waivers...RHP Matt Bush and RHP Rafael Montero assigned to minor league camp for continued surgery rehabilitation.
March 27	INF Logan Forsythe, RHP Jeanmar Gómez, and OF Hunter Pence contracts selected from Nashville (AAA)...RHP Connor Sadecek designated for assignment...OF Zack Granite optioned to Nashville (AAA)...RHP Adrian Sampson assigned to Nashville (AAA). LHP Yohander Méndez placed on 10-day injured list, retroactive to March 25, with a left elbow UCL sprain...RHP Luke Farrell placed on 60-day injured list with non-displaced jaw fracture.

OPENING DAY ROSTER - MARCH 28, 2019

Pitchers (13): Kyle Bird, Jesse Chavez, Kyle Dowdy, Jeanmar Gomez, Shawn Kelley, Jose Leclerc, Lance Lynn, Chris Martin, Shelby Miller, Mike Minor, Drew Smyly, Jeffrey Springs, Edinson Volquez
Catchers (2): Isiah Kiner-Falefa, Jeff Mathis
Infielders (5): Elvis Andrus, Asdrubal Cabrera, Logan Forsythe, Ronald Guzman, Rougnd Odor
Outfielders (5): Shin-Soo Choo, Delino DeShields, Joey Gallo, Nomar Mazara, Hunter Pence
Injured List (3): Luke Farrell, Scott Heineman (60-day), Yohander Mendez (60-day)

April 1	RHP Adrian Sampson contract purchased from Nashville (AAA)...LHP Kyle Bird optioned to Nashville (AAA)...LHP Yohander Méndez transferred from 10-day to 60-day injured list...RHP Grant Anderson acquired from Seattle for RHP Connor Sadecek...Anderson assigned to Hickory (A).
April 5	RHP Edinson Volquez placed on 10-day injured list with right elbow sprain...LHP Kyle Bird recalled from Nashville (AAA).
April 7	1B Ronald Guzmán sent to Frisco (AA) on 10-day injured list with right hamstring strain...INF Patrick Wisdom recalled from Nashville (AAA).
April 13	ZB Rougnd Odor placed on 10-day injured list, retroactive to April 11, with right knee sprain...INF/OF Danny Santana contract selected from Nashville (AAA)...RHP Edinson Volquez transferred from 10-day to 60-day injured list.
April 17	RHP Jen-Ho Tseng signed to minor league contract.
April 18	LHP Kyle Bird optioned to Nashville (AAA).
April 19	LHP Brett Martin recalled from Nashville (AAA).
April 23	LHP Drew Smyly placed on 10-day injured list, retroactive to April 20, with left mid-arm nerve tightness...RHP Wei-Chieh Huang recalled from Frisco (AA).
April 24	ZB Rougnd Odor sent to Nashville (AAA) on injury rehabilitation assignment.
April 25	LHP Taylor Hearn recalled from Nashville (AAA)...RHP Wei-Chieh Huang optioned to Frisco (AA) after game on 4/24.
April 26	ZB Rougnd Odor activated from 10-day injured list...RHP Ariel Jurado recalled from Nashville (AAA)...RHP Wei-Chieh Huang recalled from Frisco (AA)...LHP Taylor Hearn placed on 10-day injured list with left elbow tightness...LHP Jeffrey Springs and INF Patrick Wisdom optioned to Nashville (AAA).
May 2	RHP Seth Mansess contract purchased from High Point Rockers of independent Atlantic League...Mansess assigned to Nashville (AAA).
May 4	1B Ronald Guzmán sent to Frisco (AA) on injury rehabilitation assignment.
May 5	LHP Drew Smyly activated from 10-day injured list...RHP Wei-Chieh Huang optioned to Nashville (AAA).
May 8	OF Delino DeShields optioned to Nashville (AAA) after game.
May 9	1B Ronald Guzmán activated from 10-day injured list...RHP Shawn Kelley placed on 10-day injured list, retroactive to May 6, with infection...RHP Wei-Chieh Huang recalled from Nashville (AAA).
May 11	RHP Josh Fields signed to minor league contract and assigned to Nashville (AAA).
May 15	SS Elvis Andrus placed on 10-day injured list with right hamstring strain...OF Willie Calhoun recalled from Nashville (AAA)...LHP Jeffrey Springs recalled from Nashville...RHP Wei-Chieh Huang optioned to Nashville.
May 20	RHP Reed Garrett (Rule 5 selection) returned to Texas from Detroit Tigers and assigned to Nashville (AAA).
May 21	RHP Shawn Kelley activated from 10-day injured list...LHP Brett Martin optioned to Nashville (AAA)...SS Elvis Andrus sent to Frisco (AA) on injury rehabilitation assignment...OF Scott Heineman sent to Nashville (AAA) on injury rehabilitation assignment.
May 22	OF Willie Calhoun placed on 10-day injured list with left quad strain...OF Delino DeShields recalled from Nashville (AAA).
May 24	OF Delino DeShields optioned to Nashville (AAA) after game.
May 25	SS Elvis Andrus activated from 10-day injured list.
May 26	RHP Jeanmar Gómez designated for assignment...LHP Kyle Bird recalled from Nashville (AAA).
May 30	OF Scott Heineman removed from injury rehabilitation assignment at Nashville (AAA).
May 30	RHP David Carpenter contract selected from Nashville (AAA)...OF Zack Granite optioned to Nashville.
June 2	OF Joey Gallo placed on injured list with left oblique strain...OF Delino DeShields recalled from Nashville (AAA).
June 4	RHP Kyle Dowdy placed on 10-day injured list, retroactive to June 1, with right elbow impingement...LHP Brett Martin recalled from Nashville (AAA).
June 7	C Tim Federowicz acquired from Cleveland in exchange for a PTBNL or cash considerations and assigned to Nashville (AAA)...Federowicz contract selected from Nashville...C Isiah Kiner-Falefa placed on 10-day injured list with right middle finger sprain...LHP Taylor Hearn transferred from 10-day to 60-day injured list.
June 8	LHP Joe Palumbo recalled from Frisco (AA)...RHP Phillips Valdez contract selected from Nashville (AAA) as 26th player for doubleheader...RHP David Carpenter designated for assignment...Palumbo optioned to Frisco after day game...RHP Peter Fairbanks contract selected from Nashville after day game...RHP Nick Gardewine designated for assignment...Valdez returned to Nashville on option after DH. RHP David Carpenter assigned outright to Nashville (AAA).
June 9	OF Willie Calhoun sent on injury rehabilitation assignment to Nashville (AAA)...RHP Nick Gardewine placed on release waivers.
June 13	RHP Nick Gardewine released.
June 15	OF Hunter Pence placed on 10-day injured list with right groin strain...OF Willie Calhoun activated from 10-day injured list.
June 17	LHP Joe Palumbo recalled from Double-A Frisco...LHP Jeffrey Springs placed on 10-day injured list, retroactive to June 17, with left biceps tendinitis...OF Joey Gallo and OF Scott Heineman sent to AZL Rangers on injury rehabilitation assignment...RHP Nick Gardewine re-signed to two-year minor league contract.
June 20	LHP Locke St. John contract selected from Nashville (AAA)...LHP Kyle Bird recalled from Nashville...LHP Joe Palumbo optioned to Nashville...LHP Drew Smyly designated for assignment.
June 23	LHP Kyle Bird optioned to Nashville (AAA) following game.
June 25	OF Joey Gallo activated from 10-day injured list...3B Asdrubal Cabrera placed on MLB suspended list...OF Scott Heineman injury rehabilitation assignment transferred from Arizona League Rangers to Nashville (AAA).
June 27	RHP Kyle Dowdy sent to Arizona League Rangers on injury rehabilitation assignment.
June 28	3B Asdrubal Cabrera reinstated from MLB suspended list...LHP Drew Smyly unconditionally released...LHP Jesse Bidle acquired from Seattle Mariners on waiver claim...LHP Jeffrey Springs transferred from 10-day to 60-day injured list.
June 29	RHP Kyle Dowdy injury rehabilitation assignment transferred from Arizona League Rangers to Nashville (AAA).
July 1	LHP Jesse Bidle added to active roster...RHP Shelby Miller designated for assignment...OF Hunter Pence sent to Frisco (AA) on injury rehabilitation assignment...C Isiah Kiner-Falefa sent to Nashville (AAA) on injury rehabilitation assignment.
July 2	OF Hunter Pence removed from injury rehabilitation assignment at Frisco (AA).

DATE	TRANSACTION
July 3	RHP Phillips Valdez recalled from Nashville (AAA)...RHP Pete Fairbanks optioned to Nashville...OF Scott Heineman reinstated from 60-day injured list and optioned to Nashville.
July 4	RHP Shelby Miller placed on unconditional release waivers.
July 6	RHP Pedro Payano contract selected from Nashville (AAA)...LHP Locke St. John optioned to Nashville...INF Patrick Wisdom designated for assignment.
July 7	LHP Joe Palumbo recalled from Nashville (AAA)...RHP Pedro Payano optioned to Nashville...Palumbo optioned to Nashville after game.
July 8	RHP Kyle Dowdy and C Isiah Kiner-Falefa injury rehabilitation assignments transferred from Nashville (AAA) to Frisco (AA).
July 10	INF Patrick Wisdom assigned outright to Nashville (AAA).
July 11	LHP Kyle Bird recalled from Nashville (AAA)...OF Hunter Pence sent to Frisco (AA) on injury rehabilitation assignment...RHP Kyle Dowdy injury rehabilitation assignment transferred from Frisco to Nashville.
July 13	ZB Nick Solak acquired from Tampa Bay Rays in exchange for RHP Pete Fairbanks.
July 16	OF Hunter Pence reinstated from 10-day injured list...RHP Taylor Guerrieri contract purchased from Nashville (AAA)...LHP Jesse Biddle placed on 10-day injured list with left shoulder fatigue...OF Willie Calhoun optioned to Nashville.
July 20	C Isiah Kiner-Falefa reinstated from 10-day injured list and optioned to Frisco (AA).
July 21	RHP Shawn Kelley placed on 10-day injured list with right biceps soreness...RHP Rafael Montero contract purchased from Nashville...OF Carlos Tucci designated for assignment.
July 22	RHP Pedro Payano recalled from Nashville (AAA)...1B Ronald Guzman optioned to Nashville...RHP Luke Farrell sent to AZL Rangers (Rookie) on injury rehabilitation assignment.
July 25	OF Joey Gallo placed on 10-day injured list, retroactive to July 24, for right wrist surgery to remove a fractured hook of hamate bone...OF Willie Calhoun recalled from Nashville (AAA)...RHP Shane Carle acquired from Atlanta Braves in exchange for cash considerations and optioned to Nashville...RHP Kyle Dowdy designated from 10-day injured list and designated for assignment.
July 26	LHP Yohander Méndez sent to Arizona League Rangers on injury rehabilitation assignment.
July 27	OF Carlos Tucci assigned outright to Nashville (AAA).
July 28	RHP Ian Gibaut acquired from Tampa Bay Rays in exchange for a player to be named later or cash considerations and optioned to Nashville (AAA).
July 30	LHP Kyle Alard recalled from Atlanta in exchange for RHP Chris Martin and optioned to Nashville (AAA).
July 31	RHP Nate Jones, international slot compensation, and cash considerations acquired from Chicago White Sox in exchange for RHPs Joe Jameski and Ray Castro...LHP Locke St. John recalled from Nashville (AAA).
August 1	3B Adrúbal Cabrera and C Tim Federowicz designated for assignment.
August 2	OF Scott Heineman and C Jose Trevino recalled from Nashville (AAA)...C/INF Isiah Kiner-Falefa recalled from Frisco (AA)...RHP Phillips Valdez optioned to Triple-A Nashville.
August 3	3B Adrúbal Cabrera placed on unconditional release waivers...C Tim Federowicz assigned outright to Nashville (AAA).
August 5	RHP Shane Carle assigned outright to Nashville (AAA)...RHP Luke Farrell and LHP Yohander Méndez injury rehabilitation assignments transferred from Arizona League Rangers (Rookie) to Frisco (AA).
August 7	RHP Shawn Kelley activated from 10-day injured list...LHP Locke St. John optioned to Nashville (AAA)...St. John recalled from Nashville as 26th man for second game of doubleheader and returned to Nashville on option after game...OF Scott Heineman optioned to Nashville after doubleheader...C Adam Moore traded to Kansas City in exchange for cash considerations...RHP Edinson Vólquez sent to Arizona League Rangers on injury rehabilitation assignment.
August 9	LHP Kolby Allard recalled from Nashville (AAA)...LHP Miguel Del Pozo traded to Los Angeles Angels in exchange for cash considerations.
August 13	RHP Jesse Chavez placed on 10-day injured list with posterior impingement in right elbow...RHP David Carpenter contract selected from Nashville (AAA).
August 15	RHP Pedro Payano optioned to Nashville (AAA) after game.
August 16	RHP Ian Gibaut recalled from Nashville (AAA).
August 19	OF Scott Heineman and RHP Phillips Valdez recalled from Nashville (AAA)...RHP Adrian Sampson placed on 10-day injured list, retroactive to August 18, with lower back spasms...RHP David Carpenter designated for assignment.
August 20	INF Nick Solak selected from Nashville (AAA)...OF Nomar Mazara placed on 10-day injured list with left oblique strain...LHP Joe Palumbo added as 26th player for doubleheader...prior to night game, LHP Brock Burke recalled from Nashville...RHP Jonathan Hernandez recalled from Frisco...LHP Ian Gibaut and RHP Edinson Vólquez optioned to Nashville...RHP Edinson Vólquez rehab assignment transferred from Arizona League Rangers (Rookie) to Frisco (AA)...LHP Jeffrey Springs sent to Arizona League Rangers on injury rehabilitation assignment.
August 21	LHP Locke St. John recalled from Nashville (AAA)...INF/C Isiah Kiner-Falefa optioned to Frisco (AAA)...LHP Yohander Méndez injury rehabilitation assignment transferred from Frisco to Nashville...RHP David Carpenter assigned outright to Nashville.
August 23	RHP Luke Farrell activated from 60-day injured list...LHP Locke St. John optioned to Nashville (AAA)...RHP Shane Carle designated for assignment.
August 25	RHP Shane Carle assigned outright to Nashville (AAA).
August 26	LHP Yohander Méndez activated from 60-day injured list and optioned to Nashville (AAA)...RHP Jesse Chavez transferred from 10-day to 60-day injured list.
August 27	OF/DH Hunter Pence placed on 10-day injured list, retroactive to August 24, with lower back strain...INF/C Isiah Kiner-Falefa recalled from Nashville (AAA).
August 29	LHP Jeffrey Springs injury rehabilitation assignment transferred from Arizona League Rangers (Rookie) to Nashville (AAA).
Sept. 1	1B Ronald Guzmán and RHP Ian Gibaut recalled from Nashville (AAA)...OF Nomar Mazara and RHP Adrian Sampson activated off 10-day injured list...LHP Jeffrey Springs and RHP Edinson Vólquez activated off 60-day injured list...RHP Pedro Payano and LHP Locke St. John designated for assignment.
Sept. 3	RHP Pedro Payano and LHP Locke St. John assigned outright to Nashville (AAA).
Sept. 5	LHP Yohander Méndez recalled from Nashville (AAA).
Sept. 15	LHP Joe Palumbo recalled from Nashville (AAA).
Sept. 20	C Tim Federowicz contract selected from Nashville (AAA)...OF Joey Gallo transferred from 10-day to 60-day injured list.
Sept. 24	RHP Phillips Valdez recalled from Nashville (AAA).
Oct. 31	LHP Jesse Biddle activated from 60-day injured list and assigned outright to Nashville (AAA)...OF Zack Granite assigned outright to Nashville...INF Logan Forsythe, OF/DH Hunter Pence, and RHP Edinson Vólquez formally become free agents...C Wellington Castillo and international slot compensation acquired from Chicago White Sox in exchange for INF/OF Jonah McReynolds.
Nov. 1	RHP Shawn Kelley, RHP Nate Jones, and C Wellington Castillo club options for 2020 season declined...RHP Phillips Valdez sent to Seattle Mariners on waiver claim.
Nov. 4	RHP Jesse Chavez, OF Joey Gallo, and LHP Taylor Hearn reinstated from 60-day injured list...C Tim Federowicz assigned outright to Nashville (AAA) and elected free agency.
Nov. 11	Corey Ragsdale appointed Major League Field Coordinator.
Nov. 20	RHP Demarcus Evans, RHP Tyler Phillips, and OF Leody Taveras contracts selected from Frisco (AA) roster...RHP Kyle Cody, INF Sherten Apostel, and INF Anderson Tejeda contracts selected from Down East (High-A)...RHP Taylor Guerrieri and LHP CD Pelham designated for assignment.
Nov. 25	RHP Adrian Sampson placed on unconditional release waivers in order to pursue 2020 opportunity with the Lotte Giants in the Korea Baseball Organization.
Nov. 26	RHP Nick Goody acquired on release waivers claim from Cleveland Indians.
Nov. 27	LHP CD Pelham sent to Chicago Cubs on waiver claim...RHP Taylor Guerrieri assigned outright to Nashville (AAA).
Dec. 2	RHP Nick Goody accepted assignment to Texas and was placed on Major League roster...RHP Jimmy Herget acquired on waiver claim from Cincinnati...LHP Jeffrey Springs designated for assignment...RHP Ian Gibaut and RHP Wei-Chieh Huang not tendered 2020 contracts prior to deadline.
Dec. 6	RHP Kyle Gibson signed to three-year free agent contract covering 2020, 2021, and 2022 seasons.
Dec. 10	OF Steele Walker acquired from Chicago White Sox in exchange for OF Nomar Mazara.
Dec. 13	RHP Jordan Lyles signed to two-year free agent contract covering 2020 and 2021 seasons...LHP Jeffrey Springs signed to Major League contract.
Dec. 15	RHP Corey Kluber and cash considerations acquired from Cleveland Indians in exchange for OF Delino DeShields and RHP Emmanuel Clase.
Dec. 16	RHP Joey Rodríguez signed to two-year free agent contract covering 2020 and 2021 seasons, along with club option for 2022.
Dec. 21	OF Adolis García acquired from St. Louis Cardinals in exchange for cash considerations...RHP Jimmy Herget designated for assignment.
Jan. 2	Doug Mathis named Major League Bullpen Coach.
Jan. 9	RHP Jimmy Herget assigned outright to Nashville (AAA).
Jan. 15	C Robinson Chirinos and 3B Todd Frazier signed to one-year free agent contracts covering 2020 with club options for 2021 season...LHP Kyle Bird and LHP Jeffrey Springs designated for assignment...1B/OF Sam Travis acquired from Boston Red Sox in exchange for LHP Jeffrey Springs.
Jan. 21	LHP Kyle Bird assigned outright to Nashville (AAA).

2019 FIELDING STATISTICS

FRONT OFFICE

COACH

PLAYER

2019 REVIEW

OPPOSITION

RECORDS

DEVELOPMENT

MEDIA

PITCHER

PLAYER	TEAM	T	PCT	RANK	G	GS	PO	A	E	TC	DP	TP
+Allard, K.	TEX	L	.500	0	9	9	2	0	2	4	0	0
*Biddle, J.	TEX	L	.000	0	4	0	0	0	0	0	0	0
+Bird, K.	TEX	L	1.000	0	12	0	0	2	0	2	0	0
+Burke, B.	TEX	L	1.000	0	6	6	0	5	0	5	0	0
Carpenter, D.	TEX	R	1.000	0	4	0	1	0	0	1	0	0
Chavez, J.	TEX	R	1.000	0	48	9	2	7	0	9	0	0
+Clase, E.	TEX	R	.000	0	21	1	0	0	2	2	0	0
+Dowdy, K.	TEX	R	1.000	0	13	1	3	1	0	4	0	0
+Fairbanks, P.	TEX	R	1.000	0	8	0	1	0	0	1	0	0
Farrell, L.	TEX	R	1.000	0	9	1	0	1	0	1	0	0
Federowicz, T.	TEX	R	.000	0	1	0	0	0	0	0	0	0
+Gibaut, I.	TEX	R	1.000	0	9	0	1	1	0	2	0	0
Gomez, J.	TEX	R	.000	0	16	0	0	0	0	0	0	0
+Guerrieri, T.	TEX	R	1.000	0	20	0	1	0	0	1	0	0
+Hearn, T.	TEX	L	.000	0	1	1	0	0	0	0	0	0
+Hernandez, J.	TEX	R	.000	0	9	2	0	0	0	0	0	0
+Huang, W.	TEX	R	1.000	0	4	0	1	0	0	1	0	0
Jurado, A.	TEX	R	.882	0	32	18	6	9	2	17	0	0
Kelley, S.	TEX	R	1.000	0	50	0	6	5	0	11	2	0
Leclerc, J.	TEX	R	1.000	0	70	3	7	3	0	10	0	0
Lynn, L.	TEX	R	1.000	1	33	33	8	6	0	14	0	0
+Martin, B.	TEX	L	1.000	0	51	2	1	5	0	6	0	0
Martin, C.	TEX	R	.667	0	38	0	0	2	1	3	0	0
Mathis, J.	TEX	R	.000	0	2	0	0	0	0	0	0	0
+Mendez, Y.	TEX	L	1.000	0	3	0	0	2	0	2	0	0
Miller, S.	TEX	R	1.000	0	19	8	1	0	0	1	0	0
Minor, M.	TEX	L	1.000	1	32	32	7	21	0	28	1	0
Montero, R.	TEX	R	1.000	0	22	0	4	3	0	7	1	0
+Palumbo, J.	TEX	L	1.000	0	7	4	0	2	0	2	1	0
+Payano, P.	TEX	R	1.000	0	6	4	0	2	0	2	1	0
+Sampson, A.	TEX	R	1.000	0	35	15	4	17	0	21	1	0
Smyly, D.	TEX	L	1.000	0	13	9	3	6	0	9	0	0
+Springs, J.	TEX	L	1.000	0	25	0	0	1	0	1	0	0
+St. John, L.	TEX	L	1.000	0	7	0	1	0	0	1	0	0
+Valdez, P.	TEX	R	1.000	0	11	0	1	0	0	1	0	0
Volquez, E.	TEX	R	1.000	0	11	4	3	0	0	3	1	0

CATCHER

PLAYER	TEAM	T	PCT	RANK	G	GS	PO	A	E	TC	DP	TP	PB
Federowicz, T.	TEX	R	.981	0	29	23	203	4	4	211	0	0	1
Kiner-Falefa, I.	TEX	R	.996	0	38	31	243	11	1	255	0	0	4
Mathis, J.	TEX	R	.992	11	86	76	686	30	6	722	2	0	5
+Trevino, J.	TEX	R	.996	0	40	32	259	13	1	273	1	0	1

FIRST BASE

PLAYER	TEAM	T	PCT	RANK	G	GS	PO	A	E	TC	DP	TP
Forsythe, L.	TEX	R	.994	0	46	40	296	20	2	318	39	0
Guzman, R.	TEX	L	.991	0	81	72	544	33	5	582	61	0
+Heineman, S.	TEX	R	1.000	0	4	4	38	3	0	41	3	0
Santana, D.	TEX	R	.985	0	44	42	298	21	5	324	29	0
+Wisdom, P.	TEX	R	.962	0	5	4	23	2	1	26	3	0

SECOND BASE

PLAYER	TEAM	T	PCT	RANK	G	GS	PO	A	E	TC	DP	TP
Forsythe, L.	TEX	R	1.000	0	8	8	8	20	0	28	5	0
Odor, R.	TEX	R	.973	5	137	134	246	294	15	555	85	0
Santana, D.	TEX	R	.955	0	17	15	24	40	3	67	12	0
+Solak, N.	TEX	R	1.000	0	5	5	6	9	0	15	3	0

THIRD BASE

PLAYER	TEAM	T	PCT	RANK	G	GS	PO	A	E	TC	DP	TP
Cabrera, A.	TEX	R	.972	0	93	90	66	173	7	246	25	0
Forsythe, L.	TEX	R	.930	0	33	28	19	61	6	86	5	0
Kiner-Falefa, I.	TEX	R	.973	0	25	23	18	53	2	73	5	0
Santana, D.	TEX	R	.913	0	8	8	5	16	2	23	2	0
+Solak, N.	TEX	R	.889	0	11	11	9	15	3	27	1	0
+Wisdom, P.	TEX	R	1.000	0	4	2	2	4	0	6	2	0

SHORTSTOP

PLAYER	TEAM	T	PCT	RANK	G	GS	PO	A	E	TC	DP	TP
Andrus, E.	TEX	R	.978	3	146	146	205	379	13	597	80	0
Forsythe, L.	TEX	R	.952	0	15	10	10	30	2	42	10	0
Santana, D.	TEX	R	.917	0	9	6	8	14	2	24	5	0

OUTFIELDERS

PLAYER	TEAM	T	PCT	RANK	G	GS	PO	A	E	TC	DP	TP
Calhoun, W.	TEX	R	.991	0	71	69	113	2	1	116	0	0
Choo, S.	TEX	L	.975	0	81	80	153	0	4	157	0	0
Deshields, D.	TEX	R	.981	20	112	94	261	2	5	268	1	0
Gallo, J.	TEX	R	.974	0	63	63	142	8	4	154	1	0
+Heineman, S.	TEX	R	1.000	0	21	17	32	0	0	32	0	0
Mazara, N.	TEX	L	.995	0	101	100	192	4	1	197	0	0
Pence, H.	TEX	R	1.000	0	23	23	49	0	0	49	0	0
Santana, D.	TEX	R	.969	0	51	40	92	2	3	97	0	0

+ROOKIE

OPPONENTS



The defending World Series champion Washington Nationals will visit Arlington for a three-game series from May 26-28. It will be the first Arlington appearance for 21-year-old outfielder Juan Soto, who hit 5 postseason home runs for the Nats in 2019.

BALTIMORE ORIOLES

Oriole Park at Camden Yards
Opened, 1992 (45,871)

BRANDON HYDE + NAMED MANAGER 12/14/18, REPLACING BUCK SHOWALTER

RECORD WITH BAL..... 54-108

CAREER RECORD..... 54-109

BAL 2019 RECORD..... 54-108

BAL 2019 FINISH...5TH, A.L. EAST

2020 HEAD-TO-HEAD

Aug. 17-19.....at BAL
Aug. 27-30.....at TEX

SERIES RECORDS

ALL-TIME SERIES
BALTIMORE LEADS 261-215-1

GAMES IN ARLINGTON
BALTIMORE LEADS 128-108

GAMES AT GLOBE LIFE PARK
TEXAS LEADS 62-47

GAMES IN BALTIMORE
BALTIMORE LEADS 133-107-1

GAMES AT CAMDEN YARDS
BALTIMORE LEADS 66-61-1

LONGEST RANGERS WINNING STREAK
8, MAY 28, 2001-JULY 5, 2002

LONGEST ORIOLES WINNING STREAK
9, 2X, LAST MAY 30, 2003-AUG. 9, 2004

LAST SERIES SWEEPS

Rangers 2-game at Texas..... June 5-6, 2018
Rangers 2-game at Texas..... May 19-20, 2010
Rangers 3-game at Texas..... Aug. 28-30, 2015
Rangers 4-game at Texas..... July 24-26, 2001 (DH 25th)
Rangers 2-game at Baltimore..... April 5 & April 7, 1993
Rangers 3-game at Baltimore..... April 7, 9, 10, 1977
Rangers 4-game at Baltimore..... Sept. 5-8, 2019

Orioles 2-game at Texas..... Sept. 21-22, 1999
Orioles 3-game at Texas..... July 19-21, 2013
Orioles 4-game at Texas..... July 8-11, 2010
Orioles 2-game at Baltimore..... July 21-22, 2003
Orioles 3-game at Baltimore..... June 13-15, 2000
Orioles 4-game at Baltimore..... July 17-20, 2017

BOSTON RED SOX

Fenway Park
Opened 1912 (37,305)

RON ROENICKE + NAMED INTERIM MANAGER 2/11/20, REPLACING ALEX COXA

RECORD WITH BOS.... 1ST SEASON

CAREER RECORD..... 342-331

BOS 2019 RECORD..... 84-78

BOS 2019 FINISH... 3RD, A.L. EAST

2020 HEAD-TO-HEAD

May 1-3.....at BOS
May 14-17.....at TEX

SERIES RECORDS

ALL-TIME SERIES
BOSTON LEADS 245-230

GAMES IN ARLINGTON
TEXAS LEADS 137-101

GAMES AT GLOBE LIFE PARK
TEXAS LEADS 61-47

GAMES IN BOSTON
BOSTON LEADS 144-93

LONGEST RANGERS WINNING STREAK
9, 2X, LAST APRIL 28, 1978-MAY 30, 1979

LONGEST RED SOX WINNING STREAK
9, JULY 2, 2007-SEPT. 5, 2008

LAST SERIES SWEEPS

Rangers 2-game at Texas..... May 11-12, 1998
Rangers 3-game at Texas..... May 3-5, 2013
Rangers 4-game at Texas..... May 23-26, 1985
Rangers 2-game at Boston..... April 17-18, 2012
Rangers 3-game at Boston..... Aug. 11-13, 1997
Rangers 4-game at Boston..... N/A

Red Sox 2-game at Texas..... Aug. 4-5, 1997
Red Sox 3-game at Texas..... May 25-27, 2007
Red Sox 4-game at Texas..... N/A
Red Sox 2-game at Boston..... Aug. 18, 2001 (DH)
Red Sox 3-game at Boston..... July 9-11, 2018
Red Sox 4-game at Boston..... April 18-21, 2008

CHICAGO WHITE SOX

Guaranteed Rate Field
Opened 1991 (40,615)

RICK RENTERIA + NAMED MANAGER 10/4/16, REPLACING ROBIN VENTURA

RECORD WITH CWS..... 201-284

CAREER RECORD..... 274-373

CWS 2019 RECORD..... 72-89

CWS 2019 FINISH... 3RD, A.L. CENTRAL

2020 HEAD-TO-HEAD

April 16-19.....at CWS
July 3-5.....at TEX

SERIES RECORDS

ALL-TIME SERIES
CHICAGO LEADS 273-250-3

GAMES IN ARLINGTON
TEXAS LEADS 150-116

GAMES AT GLOBE LIFE PARK
TEXAS LEADS 64-48

GAMES IN CHICAGO
CHICAGO LEADS 157-100-3

GAMES AT GUARANTEED RATE FIELD
CHICAGO-AL LEADS 76-48

LONGEST RANGERS WINNING STREAK
9, MAY 26-AUG. 24, 1986

LONGEST WHITE SOX WINNING STREAK
8, 2X, LAST JUNE 6-SEPT. 8, 1985

LAST SERIES SWEEPS

Rangers 2-game at Texas..... May 27 & 29, 2005
Rangers 3-game at Texas..... Aug. 28-30, 2007
Rangers 4-game at Texas..... N/A
Rangers 2-game at Chicago..... June 27-28, 1989
Rangers 3-game at Chicago..... June 2-4, 1986
Rangers 4-game at Chicago..... N/A

White Sox 2-game at Texas..... April 22-23, 1996
White Sox 3-game at Texas..... July 19-20, 1979 (DH 18th)
White Sox 4-game at Texas..... Sept. 5-8, 1985
White Sox 2-game at Chicago..... July 31-Aug. 1, 1991
White Sox 3-game at Chicago..... April 22-24, 2016
White Sox 4-game at Chicago..... N/A

CLEVELAND INDIANS

Progressive Field
Opened 1994 (35,041)

TERRY FRANCONA + NAMED MANAGER 10/6/12, REPLACING SANDY ALOMAR, JR.

RECORD WITH CLE..... 638-494

CAREER RECORD.....1,667-1,409

CLE 2019 RECORD..... 93-69

CLE 2019 FINISH...2ND, A.L. CENTRAL

2020 HEAD-TO-HEAD

May 4-7.....at CLE
June 12-14.....at TEX

SERIES RECORDS

ALL-TIME SERIES
TEXAS LEADS 255-223

GAMES IN ARLINGTON
TEXAS LEADS 134-109

GAMES AT GLOBE LIFE PARK
TEXAS LEADS 63-54

GAMES IN CLEVELAND
TEXAS LEADS 121-114

GAMES AT PROGRESSIVE FIELD
TEXAS LEADS 57-51

LONGEST RANGERS WINNING STREAK
13, APRIL 26, 1978-APRIL 17, 1979

LONGEST INDIANS WINNING STREAK
8, JUNE 7, 2014-MAY 16, 2015

LAST SERIES SWEEPS

Rangers 2-game at Texas.....Sept. 7-8, 1999
Rangers 3-game at Texas.....Sept. 13-15, 2011
Rangers 4-game at Texas.....N/A
Rangers 2-game at Cleveland.....June 1-2, 2004
Rangers 3-game at Cleveland.....Sept. 8-9, 2009 (DH 8th)
Rangers 4-game at Cleveland.....June 2-5, 2011

Indians 2-game at Texas.....July 19-20, 1995
Indians 3-game at Texas.....April 3-5, 2017
Indians 4-game at Texas.....N/A
Indians 2-game at Cleveland.....April 25-26, 2007
Indians 3-game at Cleveland.....Aug. 1-3, 2014
Indians 4-game at Cleveland.....N/A

DETROIT TIGERS

Comerica Park
Opened 2000 (41,083)

RON GARDENHIRE + NAMED MANAGER 10/20/17, REPLACING BRAD AUSMUS

RECORD WITH DET..... 111-212

CAREER RECORD.....1,179-1,251

DET 2019 RECORD..... 47-114

DET 2019 FINISH...5TH, A.L. CENTRAL

2020 HEAD-TO-HEAD

Aug. 6-9.....at TEX
Aug. 14-16.....at DET

SERIES RECORDS

ALL-TIME SERIES
TIED 245-245

GAMES IN ARLINGTON
TEXAS LEADS 132-110

GAMES AT GLOBE LIFE PARK
TEXAS LEADS 67-45

GAMES IN DETROIT
DETROIT LEADS 135-113

GAMES AT COMERICA PARK
TEXAS LEADS 43-42

LONGEST RANGERS WINNING STREAK
7, 3X, LAST JULY 8, 2018-AUG. 4, 2019

LONGEST TIGERS WINNING STREAK
8, 3X, LAST MAY 1-AUG. 8, 2001

LAST SERIES SWEEPS

Rangers 2-game at Texas.....Sept. 14-15, 2010
Rangers 3-game at Texas.....Aug. 2-4, 2019
Rangers 4-game at Texas.....N/A
Rangers 2-game at Detroit.....N/A
Rangers 3-game at Detroit.....June 25-27, 2019
Rangers 4-game at Detroit.....Aug. 15-17, 1980 (DH 17th)

Tigers 2-game at Texas.....May 7-8, 1985
Tigers 3-game at Texas.....June 24-26, 2014
Tigers 4-game at Texas.....N/A
Tigers 2-game at Detroit.....Sept. 8-9, 1997
Tigers 3-game at Detroit.....May 19-21, 2009
Tigers 4-game at Detroit.....July 17-20, 1986

HOUSTON ASTROS

Minute Maid Park
Opened 2000 (41,168)

DUSTY BAKER + NAMED MANAGER 1/29/20, REPLACING A.J. HINCH

RECORD WITH HOU.... 1ST SEASON

CAREER RECORD.... 1,863-1,636-1

HOU 2019 RECORD..... 107-55

HOU 2019 FINISH...1ST, A.L. WEST

2020 HEAD-TO-HEAD

April 10-12.....at TEX
June 9-11.....at HOU
June 26-28.....at HOU
July 20-23.....at TEX
Aug. 21-23.....at HOU
Sept. 11-13.....at TEX

SERIES RECORDS

ALL-TIME SERIES
TEXAS LEADS 115-90

GAMES IN ARLINGTON
TEXAS LEADS 59-44

GAMES AT GLOBE LIFE PARK
TEXAS LEADS 55-46

GAMES IN HOUSTON
TEXAS LEADS 54-45

LONGEST RANGERS WINNING STREAK
12, JULY 7, 2013-APRIL 11, 2014

LONGEST ASTROS WINNING STREAK
8, MAY 12-JULY 4, 2018

LAST SERIES SWEEPS

Rangers 2-game at Texas.....N/A
Rangers 3-game at Texas.....April 19-21, 2016
Rangers 4-game at Texas.....Sept. 14-17, 2015
Rangers 2-game at Houston.....N/A
Rangers 3-game at Houston.....July 27-29, 2018
Rangers 4-game at Houston.....Aug. 9-12, 2013

Astros 2-game at Texas.....July 3-4, 2018
Astros 3-game at Texas.....Sept. 25-27, 2017
Astros 4-game at Texas.....June 7-10, 2018
Astros 2-game at Houston.....Sept. 17-18, 2019
Astros 3-game at Houston.....July 19-21, 2019
Astros 4-game at Houston.....May 9-12, 2019

KANSAS CITY ROYALS • Kauffman Stadium Opened 1973 (37,903)

MIKE MATHENY + NAMED MANAGER 10/31/19, REPLACING MEG YOST

RECORD WITH KC..... 1ST SEASON

CAREER RECORD..... 591-474

KC 2019 RECORD..... 59-103

KC 2019 FINISH... 4TH, A.L. CENTRAL

2020 HEAD-TO-HEAD

May 22-24.....at KC
June 15-17.....at TEX

SERIES RECORDS

ALL-TIME SERIES
TEXAS LEADS 269-260-1

GAMES IN ARLINGTON
TEXAS LEADS 147-115

GAMES AT GLOBE LIFE PARK
TEXAS LEADS 70-41

GAMES IN KANSAS CITY
KANSAS CITY LEADS 145-122-1

GAMES AT KAUFFMAN STADIUM
KANSAS CITY LEADS 140-118

LONGEST RANGERS WINNING STREAK
12, JULY 23, 2016-JULY 15, 2017

LONGEST ROYALS WINNING STREAK
9, 2X, LAST JULY 15, 2002-AUG. 28, 2003

LAST SERIES SWEEPS

Rangers 2-game at Texas..... June 5-6, 2018
Rangers 2-game at Texas..... Sept. 8-9, 1998
Rangers 3-game at Texas..... April 22-24, 2011
Rangers 4-game at Texas..... April 20-23, 2017
Rangers 2-game at Kansas City..... April 16-17, 1997
Rangers 3-game at Kansas City..... June 18-20, 2018
Rangers 4-game at Kansas City..... N/A

Royals 2-game at Texas..... May 14-15, 2012
Royals 3-game at Texas..... July 11-13, 2003
Royals 4-game at Texas..... June 5-8, 1980
Royals 2-game at Kansas City..... Aug. 27-28, 1996
Royals 3-game at Kansas City..... Sept. 1-3, 2014
Royals 4-game at Kansas City... July 25-27, 1975 (DH 25th)

FRONT OFFICE

COACHES

PLAYERS

2019 REVIEW

OPPONENTS

RECORDS

DEVELOPMENT

MEDIA

LOS ANGELES ANGELS • Angel Stadium of Anaheim Opened 1966 (45,477)

JOE MADDON + NAMED MANAGER 10/16/19, REPLACING BRAD AUSMUS

RECORD WITH LAA..... 1ST SEASON

CAREER RECORD..... 1,252-1,068

LAA 2019 RECORD..... 72-90

LAA 2019 FINISH... 4TH, A.L. WEST

2020 HEAD-TO-HEAD

March 31-April 2...at TEX
June 1-3.....at TEX
June 18-21.....at LAA
July 24-26.....at TEX
Aug. 3-4.....at LAA
Aug. 31-Sept. 3...at LAA

SERIES RECORDS

ALL-TIME SERIES
LOS ANGELES LEADS 392-360

GAMES IN ARLINGTON
TEXAS LEADS 199-181

GAMES AT GLOBE LIFE PARK
TEXAS LEADS 117-109

GAMES IN ANAHEIM
LOS ANGELES LEADS 211-161

LONGEST RANGERS WINNING STREAK
7, 2X, LAST APRIL 24-AUG. 7, 2013

LONGEST ANGELS WINNING STREAK
9, 2X, LAST JUNE 20-AUG. 16, 2014

LAST SERIES SWEEPS

Rangers 2-game at Texas..... May 17-18, 2010
Rangers 3-game at Texas..... April 15-17, 2019
Rangers 4-game at Texas..... Sept. 26-29, 2013
Rangers 2-game at Los Angeles..... N/A
Rangers 3-game at Los Angeles..... Aug. 5-7, 2013
Rangers 4-game at Los Angeles..... N/A

Angels 2-game at Texas..... April 14-15, 2008
Angels 3-game at Texas..... April 9-11, 2018
Angels 4-game at Texas..... July 10-13, 2014
Angels 2-game at Los Angeles..... July 14-15, 1997
Angels 3-game at Los Angeles..... Sept. 24-26, 2018
Angels 4-game at Los Angeles..... N/A

MINNESOTA TWINS • Target Field Opened 2010 (38,544)

ROCCO BALDELLI + NAMED MANAGER 10/25/18, REPLACING PAUL MOLITOR

RECORD WITH MIN..... 101-61

CAREER RECORD..... 101-61

MIN 2019 RECORD..... 101-61

MIN 2019 FINISH... 1ST, A.L. CENTRAL

2020 HEAD-TO-HEAD

July 17-19.....at TEX
Sept. 15-17.....at MIN

SERIES RECORDS

ALL-TIME SERIES
MINNESOTA LEADS 276-274

GAMES IN ARLINGTON
TEXAS LEADS 151-128

GAMES AT GLOBE LIFE PARK
TEXAS LEADS 65-57

GAMES IN MINNESOTA
MINNESOTA LEADS 148-123

GAMES AT TARGET FIELD
MINNESOTA LEADS 21-16

LONGEST RANGERS WINNING STREAK
13, SEPT. 7, 1998-SEPT. 15, 1999

LONGEST TWINS WINNING STREAK
7, 2X, LAST JULY 5-OCT. 2, 1980

LAST SERIES SWEEPS

Rangers 2-game at Texas..... June 12-13, 1982
Rangers 3-game at Texas..... July 8-10, 2003
Rangers 4-game at Texas..... June 26-28, 1987 (DH 27th)
Rangers 2-game at Minnesota..... Sept. 14-15, 1999
Rangers 3-game at Minnesota..... April 13-15, 2012
Rangers 4-game at Minnesota..... April 22-25, 1999

Twins 2-game at Texas..... May 25 & 27, 1998
Twins 3-game at Texas..... Sept. 7-9, 1976
Twins 4-game at Texas..... Aug. 15-18, 2019
Twins 2-game at Minnesota..... Sept. 19-20, 1972
Twins 3-game at Minnesota..... Sept. 3-5, 2010
Twins 4-game at Minnesota..... N/A

NEW YORK YANKEES

Yankee Stadium
Opened 2009 (49,469)



AARON BOONE + NAMED MANAGER 12/4/17, REPLACING JOE GIRARDI

RECORD WITH NY Yankees 203-121

CAREER RECORD 203-121

NY Yankees 2019 RECORD 103-59

NY Yankees 2019 FINISH 1ST, A.L. EAST

2020 HEAD-TO-HEAD

April 13-15 at TEX
July 10-12 at NY Yankees

SERIES RECORDS

ALL-TIME SERIES
NEW YORK YANKEES LEADS 269-204

GAMES IN ARLINGTON
TEXAS LEADS 117-115

GAMES AT GLOBE LIFE PARK
NEW YORK YANKEES LEADS 57-48

GAMES IN NEW YORK
NEW YORK YANKEES LEADS 154-87

GAMES AT NEW YANKEE STADIUM
NEW YORK YANKEES LEADS 26-17

LONGEST RANGERS WINNING STREAK
7, APRIL 20-SEPT. 10, 1990

LONGEST YANKEES WINNING STREAK
8, 2X, LAST JULY 24, 2006-MAY 9, 2007

LAST SERIES SWEEPS

Rangers 2-game at Texas April 28-29, 1987
Rangers 3-game at Texas Sept. 10-12, 2010
Rangers 4-game at Texas July 20-23, 1989
Rangers 2-game at New York May 10-11, 1983
Rangers 3-game at New York May 22-24, 2015
Rangers 4-game at New York N/A

Yankees 2-game at Texas May 5-6, 1998
Yankees 3-game at Texas May 1 & 3, 2007 (DH 3rd)
Yankees 4-game at Texas N/A
Yankees 2-game at New York April 12-13, 2000
Yankees 3-game at New York June 14-16, 2011
Yankees 4-game at New York Aug. 11-14, 2005

OAKLAND ATHLETICS

RingCentral Coliseum
Opened 1968 (35,067)



BOB MELVIN + NAMED MANAGER 6/9/11, REPLACING BOB GEREN

RECORD WITH OAK 731-664

CAREER RECORD 1,224-1,172

OAK 2019 RECORD 97-65

OAK 2019 FINISH 2ND, A.L. WEST

2020 HEAD-TO-HEAD

April 27-29 at TEX
May 19-21 at OAK
May 29-31 at TEX
July 30-Aug. 2 at OAK
Sept. 4-6 at OAK
Sept. 22-24 at TEX

SERIES RECORDS

ALL-TIME SERIES
OAKLAND LEADS 378-373

GAMES IN ARLINGTON
TEXAS LEADS 197-178

GAMES AT GLOBE LIFE PARK
OAKLAND LEADS 111-109

GAMES IN OAKLAND
OAKLAND LEADS 200-176

LONGEST RANGERS WINNING STREAK
13, JULY 6, 1977-MAY 18, 1978

LONGEST ATHLETICS WINNING STREAK
9, 2X, LAST JUNE 26, 2003-APRIL 6, 2004

LAST SERIES SWEEPS

Rangers 2-game at Texas June 5-6, 2018
Rangers 3-game at Texas May 12-14, 2017
Rangers 4-game at Texas July 7-10, 2011
Rangers 2-game at Oakland Sept. 23-24, 1997
Rangers 3-game at Oakland Sept. 22-24, 2015
Rangers 4-game at Oakland Sept. 23-25, 1977 (DH 25th)

Athletics 2-game at Texas Sept. 16, 1975 (DH)
Athletics 3-game at Texas Sept. 13-15, 2019
Athletics 4-game at Texas July 23-26, 2018
Athletics 2-game at Oakland Oct. 2-3, 2001
Athletics 3-game at Oakland April 22-24, 2019
Athletics 4-game at Oakland N/A

SEATTLE MARINERS

T-Mobile Park
Opened 1999 (47,500)



SCOTT SERVAIS + NAMED MANAGER 10/26/15, REPLACING LLOYD MCCRLENDON

RECORD WITH SEA 321-327

CAREER RECORD 321-327

SEA 2019 RECORD 68-94

SEA 2019 FINISH 5TH, A.L. WEST

2020 HEAD-TO-HEAD

March 26-29 at SEA
April 24-26 at TEX
June 22-24 at SEA
July 28-29 at SEA
Sept. 7-10 at TEX
Sept. 25-27 at TEX

SERIES RECORDS

ALL-TIME SERIES
TEXAS LEADS 343-331

GAMES IN ARLINGTON
TEXAS LEADS 182-157

GAMES AT GLOBE LIFE PARK
TEXAS LEADS 126-100

GAMES IN SEATTLE
SEATTLE LEADS 174-161

GAMES AT T-MOBILE PARK
SEATTLE LEADS 102-92

LONGEST RANGERS WINNING STREAK
10, MAY 27-OCT. 1, 1978

LONGEST MARINERS WINNING STREAK
8, JUNE 14, 1994-MAY 3, 1995

LAST SERIES SWEEPS

Rangers 2-game at Texas N/A
Rangers 3-game at Texas May 20-22, 2019
Rangers 4-game at Texas July 23-25 (DH, 24th), 2007
Rangers 2-game at Seattle May 4-5, 2009
Rangers 3-game at Seattle Sept. 19-21, 2017
Rangers 4-game at Seattle July 14-17, 2011

Mariners 2-game at Texas July 17-18, 2002
Mariners 3-game at Texas April 27-29, 2015
Mariners 4-game at Texas April 12-15, 2002
Mariners 2-game at Seattle July 13-14, 1998
Mariners 3-game at Seattle April 14-16, 2017
Mariners 4-game at Seattle Sept. 16-19, 1996

RAYS TAMPA BAY RAYS • Tropicana Field Opened 1998 (31,042)

KEVIN CASH + NAMED MANAGER 12/5/14, REPLACING JOE MADDON

RECORD WITH TB414-396

CAREER RECORD414-396

TB 2019 RECORD96-66

TB 2019 FINISH ...2ND, A. L. EAST

2020 HEAD-TO-HEAD

April 3-5.....at TEX
May 8-10.....at TB

SERIES RECORDS

ALL-TIME SERIES

TEXAS LEADS 98-87

GAMES AT GLOBE LIFE PARK

TEXAS LEADS 56-39

GAMES AT TROPICANA FIELD

TAMPA BAY LEADS 45-42*

LONGEST RANGERS WINNING STREAK

7, MAY 19-JULY 25, 1999

LONGEST RAYS WINNING STREAK

4, 3X, LAST APRIL 18-SEPT. 19, 2018

LAST SERIES SWEEPS

Rangers 2-game at Texas.....N/A
Rangers 3-game at Texas.....Aug. 14-16, 2015
Rangers 4-game at Texas.....N/A
Rangers 2-game at Tampa Bay.....May 1-2, 2006
Rangers 3-game at Tampa Bay.....July 21-23, 2017
Rangers 4-game at Tampa Bay.....N/A

Rays 2-game at Texas.....N/A
Rays 3-game at Texas.....Sept. 17-19, 2018
Rays 4-game at Texas.....N/A
Rays 2-game at Tampa Bay.....N/A
Rays 3-game at Tampa Bay.....Aug. 16-18, 2010
Rays 4-game at Tampa Bay.....N/A

*Does not include 3-G series vs. HOU in Tampa Bay from Aug. 29-31, 2017 that was relocated from Houston due to Hurricane Harvey. Rangers won series, 2-1.

TORONTO BLUE JAYS • Rogers Centre Opened 1989 (49,160)

CHARLIE MONTOYO + NAMED MANAGER 10/25/2018, REPLACING JOHN GIBBONS

RECORD WITH TOR67-95

CAREER RECORD67-95

TOR 2019 RECORD67-95

TOR 2019 FINISH ...4TH, A. L. EAST

2020 HEAD-TO-HEAD

May 11-13.....at TEX
June 4-7.....at TOR

SERIES RECORDS

ALL-TIME SERIES

TORONTO LEADS 218-212

GAMES IN ARLINGTON

TEXAS LEADS 124-95

GAMES AT GLOBE LIFE PARK

TEXAS LEADS 69-49

GAMES IN TORONTO

TORONTO LEADS 123-88

GAMES AT ROGERS CENTRE

TORONTO LEADS 77-64

LONGEST RANGERS WINNING STREAK

10, APRIL 24, 2002-APRIL 30, 2003

LONGEST BLUE JAYS WINNING STREAK

9, AUG. 10, 1986-MAY 9, 1987

LAST SERIES SWEEPS

Rangers 2-game at Texas.....Aug. 4-5, 1998
Rangers 3-game at Texas.....May 25-27, 2012
Rangers 4-game at Texas.....N/A
Rangers 2-game at Toronto.....April 16-17, 2008
Rangers 3-game at Toronto.....April 30-May 2, 2002
Rangers 4-game at Toronto.....July 8-11, 1993

Blue Jays 2-game at Texas.....June 22 & 24, 1992
Blue Jays 3-game at Texas.....April 11-13, 2008
Blue Jays 4-game at Texas.....June 13-16, 2013
Blue Jays 2-game at Toronto.....April 24-25, 2001
Blue Jays 3-game at Toronto.....May 14-16, 2010
Blue Jays 4-game at Toronto.....July 21-24, 1994

ATLANTA BRAVES • Truist Park Opened 2017 (41,184)



BRIAN SNITKER + NAMED INTERIM MANAGER 5/17/16, REPLACING FREDI GONZALEZ (INTERIM TAG REMOVED 10/11/16)

RECORD WITH ATL 318-292

CAREER RECORD 318-292

ATL 2019 RECORD 97-65

ATL 2019 FINISH... 1ST, N.L. EAST

2020 HEAD-TO-HEAD

June 29-July 1.....at TEX

SERIES RECORDS

ALL-TIME SERIES

TEXAS LEADS 11-10

GAMES AT GLOBE LIFE PARK

TEXAS LEADS 7-5

GAMES IN ATLANTA

ATLANTA LEADS 5-4

GAMES AT SUNTRUST PARK

ATLANTA LEADS 2-1

LONGEST RANGERS WINNING STREAK

5, SEPT. 12, 2014-SEPT. 6, 2017

LONGEST BRAVES WINNING STREAK

6, JUNE 7, 2002-JUNE 5, 2003

LAST SERIES SWEEPS

Rangers 2-game at Texas.....N/A
Rangers 3-game at Texas.....Sept. 12-14, 2014
Rangers 2-game at Atlanta.....N/A
Rangers 3-game at Atlanta.....N/A

Braves 2-game at Texas.....N/A
Braves 3-game at Texas.....June 7-9, 2002
Braves 2-game at Atlanta.....N/A
Braves 3-game at Atlanta.....June 3-5, 2003

COLORADO ROCKIES • Coors Field Opened 1995 (60,144)



BUD BLACK + NAMED MANAGER 11/6/16, REPLACING WALT WEISS

RECORD WITH COL 249-238

CAREER RECORD 898-951

COL 2019 RECORD 71-91

COL 2019 FINISH...4TH, N.L. WEST

2020 HEAD-TO-HEAD

April 7-8.....at COL
Aug. 24-25.....at TEX

SERIES RECORDS

ALL-TIME SERIES

TEXAS LEADS 19-17

GAMES AT GLOBE LIFE PARK

TEXAS LEADS 11-7

GAMES IN COLORADO

COLORADO LEADS 10-8

LONGEST RANGERS WINNING STREAK

5, JULY 21, 2015-AUG. 10, 2016

LONGEST ROCKIES WINNING STREAK

5, JUNE 12, 1999-JUNE 11, 2000

LAST SERIES SWEEPS

Rangers 2-game at Texas.....July 2-3, 1997
Rangers 3-game at Texas.....N/A
Rangers 2-game at Colorado.....Aug. 8-9, 2016
Rangers 3-game at Colorado.....N/A

Rockies 2-game at Texas.....N/A
Rockies 3-game at Texas.....N/A
Rockies 2-game at Colorado.....May 5-6, 2014
Rockies 3-game at Colorado.....June 9-11, 2000

MIAMI MARLINS • Marlins Park Opened 2012 (37,446)



DON MATTINGLY + NAMED MANAGER 10/29/15, REPLACING DAN JENNINGS

RECORD WITH MIA 276-370

CAREER RECORD 722-733

MIA 2019 RECORD 57-105

MIA 2019 FINISH...5TH, N.L. EAST

2020 HEAD-TO-HEAD

July 7-9.....at MIA

SERIES RECORDS

ALL-TIME SERIES

TEXAS LEADS 12-10

GAMES IN ARLINGTON

MIAMI LEADS 7-4

GAMES IN MIAMI

TEXAS LEADS 8-3

GAMES AT MARLINS PARK

TIED 1-1

LONGEST RANGERS WINNING STREAK

5, JUNE 12, 2005-JULY 1, 2011

LONGEST MARLINS WINNING STREAK

3, JULY 2, 2011-JUNE 10, 2014

LAST SERIES SWEEPS

Rangers 2-game at Texas.....N/A
Rangers 3-game at Texas.....N/A
Rangers 2-game at Miami.....N/A
Rangers 3-game at Miami.....June 15-17, 2010

Marlins 2-game at Texas.....N/A
Marlins 3-game at Texas.....N/A
Marlins 2-game at Miami.....N/A
Marlins 3-game at Miami.....N/A

**NEW YORK METS**Citi Field
Opened 2009 (41,922)**LUIS ROJAS** + NAMED MANAGER 1/23/20, REPLACING CARLOS BELTRAN

RECORD WITH NYM ... 1ST SEASON

CAREER RECORD 1ST SEASON

NYM 2019 RECORD 86-76

NYM 2019 FINISH...3RD, N.L. EAST

2020 HEAD-TO-HEAD

Sept. 18-20 at NYM

SERIES RECORDS**ALL-TIME SERIES**

NEW YORK-NL LEADS 10-6

GAMES IN ARLINGTON

NEW YORK LEADS 5-3

GAMES IN NEW YORK

NEW YORK LEADS 5-3

GAMES AT CITI FIELD

NEW YORK LEADS 3-2

LONGEST RANGERS WINNING STREAK

1, 6X, LAST AUG. 9, 2017

LONGEST METS WINNING STREAK

3, 2X, LAST JUNE 25, 2011-JULY 4, 2014

LAST SERIES SWEEPS

Rangers 2-game at Texas.....N/A

Rangers 3-game at Texas.....N/A

Rangers 2-game at New York.....N/A

Rangers 3-game at New York.....N/A

Mets 2-game at Texas.....N/A

Mets 3-game at Texas.....N/A

Mets 2-game at New York.....N/A

Mets 3-game at New York.....N/A

**PHILADELPHIA PHILLIES**Citizens Bank Park
Opened 2004 (43,651)**JOE GIRARDI** + NAMED MANAGER 10/28/19, REPLACING GABE KAPLER

RECORD WITH PHI 1ST SEASON

CAREER RECORD 988-794

PHI 2019 RECORD 81-81

PHI 2019 FINISH...4TH, N.L. EAST

2020 HEAD-TO-HEADApril 21-22 at PHI
Aug. 11-12 at TEX**SERIES RECORDS****ALL-TIME SERIES**

TEXAS LEADS 8-7

GAMES IN ARLINGTON

TEXAS LEADS 7-2

GAMES IN PHILADELPHIA

PHILADELPHIA LEADS 5-1

LONGEST RANGERS WINNING STREAK

5, APRIL 1, 2014-MAY 18, 2017 (CURRENT)

LONGEST PHILLIES WINNING STREAK

3, JUNE 7-9, 2005

LAST SERIES SWEEPS

Rangers 3-game at Texas.....May 16-18, 2017

Rangers 3-game at Philadelphia.....N/A

Phillies 3-game at Texas.....N/A

Phillies 3-game at Philadelphia.....June 7-9, 2005

**WASHINGTON NATIONALS**Nationals Park
Opened 2008 (TBD)**DAVE MARTINEZ** + NAMED MANAGER 10/29/17, REPLACING DUSTY BAKER

RECORD WITH WAS 175-149

CAREER RECORD 175-149

WAS 2019 RECORD 93-69

WAS 2019 FINISH...2ND, N.L. EAST

2020 HEAD-TO-HEAD

May 26-28 at TEX

SERIES RECORDS**ALL-TIME SERIES**

TEXAS LEADS 8-7

GAMES IN ARLINGTON

TEXAS LEADS 2-1

GAMES IN WASHINGTON/MONTREAL

TIED 6-6

GAMES AT NATIONALS PARK

TEXAS LEADS 6-3

LONGEST RANGERS WINNING STREAK

4, JUNE 1, 2014-JUNE 11, 2017

LONGEST NATIONALS/EXPOS WINNING STREAK

3, JUNE 6-8, 2003

LAST SERIES SWEEPS

Rangers 2-game at Texas.....June 5-6, 2018

Rangers 2-game at Texas.....N/A

Rangers 3-game at Texas.....N/A

Rangers 2-game at Wash./Mon.....N/A

Rangers 3-game at Wash./Mon.....June 9-11, 2017

Nationals/Expos 2-game at Texas.....N/A

Nationals/Expos 3-game at Texas.....N/A

Nationals/Expos 2-game at Wash./Mon.....N/A

Nationals/Expos 3-game at Wash./Mon June 6-8, 2003

NATIONAL LEAGUE SERIES HISTORY

ARIZONA DIAMONDBACKS

YEAR	HOME	ROAD	TOTALS
1998	1-1	2-0	3-1
1999	2-1	1-2	3-3
2000	2-1	2-1	4-2
2006	3-0	---	3-0
2009	---	2-1	2-1
2012	2-1	---	2-1
2013	2-0	0-2	2-2
2015	0-2	1-1	1-3
2018	1-1	1-1	2-2
2019	0-2	1-1	1-3
TOTALS	13-9	10-9	23-18

ATLANTA BRAVES

YEAR	HOME	ROAD	TOTALS
2002	0-3	---	0-3
2003	---	0-3	0-3
2005	2-1	---	2-1
2008	2-1	---	2-1
2011	---	2-1	2-1
2014	3-0	---	3-0
2017	---	2-1	2-1
TOTALS	7-5	4-5	11-10

CHICAGO CUBS

YEAR	HOME	ROAD	TOTALS
2002	---	2-1	2-1
2007	2-1	---	2-1
2010	1-2	---	1-2
2013	---	1-2	1-2
2016	---	1-2	1-2
2019	2-1	---	2-1
TOTALS	5-4	4-5	9-9

CINCINNATI REDS

YEAR	HOME	ROAD	TOTALS
2002	2-1	---	2-1
2004	---	0-3	0-3
2007	---	2-1	2-1
2013	2-1	---	2-1
2016	1-1	1-1	2-2
2019	---	2-1	2-1
TOTALS	5-3	5-6	10-9

COLORADO ROCKIES

YEAR	HOME	ROAD	TOTALS
1997	2-0	1-1	3-1
1998	---	2-1	2-1
1999	1-2	---	1-2
2000	---	0-3	0-3
2001	2-1	---	2-1
2006	---	1-2	1-2
2012	2-1	---	2-1
2014	1-1	0-2	1-3
2015	---	2-1	2-1
2016	1-1	2-0	3-1
2018	2-1	---	2-1
TOTALS	11-7	8-10	19-17

LOS ANGELES DODGERS

YEAR	HOME	ROAD	TOTALS
1997	2-0	1-1	3-1
1998	0-3	---	0-3
1999	---	2-1	2-1
2000	1-2	---	1-2
2001	---	1-2	1-2
2009	1-2	---	1-2
2015	2-0	1-1	3-1
2018	0-2	0-2	0-4
TOTALS	6-9	5-7	11-16

MIAMI MARLINS

YEAR	HOME	ROAD	TOTALS
2003	1-2	---	1-2
2004	---	3-0	3-0
2005	---	1-2	1-2
2010	---	3-0	3-0
2011	1-2	---	1-2
2014	1-1	1-1	2-2
2017	1-2	---	1-2
TOTALS	4-7	8-3	12-10

MILWAUKEE BREWERS

Texas and Milwaukee played for 26 seasons before the Brewers moved to the National League following the 1997 season...The franchises had met each year since the Washington Senators faced the Seattle Pilots in 1969.

YEAR	HOME	ROAD	TOTALS
1972	4-2	3-3	7-5
1973	2-4	2-4	4-8
1974	2-4	3-3	5-7
1975	2-4	4-2	6-6
1976	1-5	1-5	2-10
1977	3-2	2-3	5-5
1978	1-4	3-2	4-6
1979	1-5	2-4	3-9
1980	4-2	3-3	7-5
1981	2-1	3-3	5-4
1982	1-5	4-2	5-7
1983	2-4	2-4	4-8
1984	4-1	2-4	6-5
1985	0-5	3-3	3-8
1986	3-3	5-1	8-4
1987	1-5	2-4	3-9
1988	2-4	2-4	4-8
1989	3-3	4-2	7-5
1990	3-3	4-2	7-5
1991	1-5	4-2	5-7
1992	3-3	2-4	5-7
1993	4-2	4-2	8-4
1994	1-2	2-1	3-3
1995	4-2	3-3	7-5
1996	3-4	4-2	7-6
1997	2-3	2-4	4-7
2007	2-1	---	2-1
2010	---	2-1	2-1
2013	1-1	1-1	2-2
2016	2-1	---	2-1
2019	---	1-2	1-2
TOTALS	64-90	79-80	143-170

NEW YORK METS

YEAR	HOME	ROAD	TOTALS
2003	1-2	---	1-2
2008	---	1-2	1-2
2011	1-2	---	1-2
2014	---	1-2	1-2
2017	1-1	1-1	2-2
TOTALS	3-5	3-5	6-10

PHILADELPHIA PHILLIES

YEAR	HOME	ROAD	TOTALS
2005	---	0-3	0-3
2008	2-1	---	2-1
2011	---	1-2	1-2
2014	2-1	---	2-1
2017	3-0	---	3-0
TOTALS	7-2	1-5	8-7

PITTSBURGH PIRATES

YEAR	HOME	ROAD	TOTALS
2002	---	3-0	3-0
2004	3-0	---	3-0
2007	---	1-2	1-2
2010	3-0	---	3-0
2013	0-3	---	0-3
2016	2-1	---	2-1
2019	0-2	1-1	1-3
TOTALS	8-6	5-3	13-9

ST. LOUIS CARDINALS

YEAR	HOME	ROAD	TOTALS
2004	1-2	---	1-2
2013	---	3-0	3-0
2016	---	3-0	3-0
2019	2-1	---	2-1
TOTALS	3-3	6-0	9-3

SAN DIEGO PADRES

YEAR	HOME	ROAD	TOTALS
1997	2-0	0-2	2-2
1998	2-1	---	2-1
1999	---	1-2	1-2
2000	2-1	---	2-1
2001	---	1-2	1-2
2006	1-2	---	1-2
2009	1-2	---	1-2
2012	---	3-0	3-0
2015	1-2	2-1	3-3
2017	2-0	1-1	3-1
2018	2-1	2-1	4-2
TOTALS	13-9	10-9	23-18

SAN FRANCISCO GIANTS

YEAR	HOME	ROAD	TOTALS
1997	1-1	1-1	2-2
1998	---	1-2	1-2
1999	3-0	---	3-0
2000	---	0-3	0-3
2001	1-2	---	1-2
2006	---	0-3	0-3
2009	---	0-3	0-3
2012	---	2-1	2-1
2015	2-1	---	2-1
2018	0-0	1-2	1-2
TOTALS	7-4	5-15	12-19

WASHINGTON NATIONALS/ MONTREAL EXPOS

YEAR	HOME	ROAD	TOTALS
2003	---	0-3	0-3
2005	2-1	---	2-1
2008	---	2-1	2-1
2014	---	1-2	1-2
2017	---	3-0	3-0
TOTALS	2-1	6-6	8-7

FRONT OFFICE

COACHES

PLAYERS

2019 REVIEW

OPPONENTS

RECORDS

DEVELOPMENT

MEDIA

AMERICAN LEAGUE SERIES HISTORY

BALTIMORE ORIOLES

YEAR	HOME	ROAD	TOTALS
1972	1-5	5-1	6-6
1973	1-5	1-5	2-10
1974	4-2	4-2	8-4
1975	2-4	3-3	5-7
1976	0-6	4-2	4-8
1977	1-4	5-0	6-4
1978	1-4	3-3	4-7
1979	5-1	1-5	6-6
1980	2-4	4-2	6-6
1981	1-2	0-0	1-2
1982	1-5	2-4	3-9
1983	2-4	1-5	3-9
1984	1-5	2-4	3-9
1985	2-4	0-6	2-10
1986	4-2	3-3	7-5
1987	3-3	2-4	5-7
1988	4-2	2-4	6-6
1989	2-4	1-5	3-9
1990	2-4	2-4	4-8
1991	2-4	1-5	3-9
1992	1-5	4-2	5-7
1993	4-2	4-2	8-4
1994	1-2	1-2	2-4
1995	0-2	1-2	1-4
1996	5-1	5-2-1	10-3-1
1997	1-5	0-5	1-10
1998	2-3	3-3	5-6
1999	3-3	3-3	6-6
2000	5-1	1-5	6-6
2001	4-0	3-2	7-2
2002	4-2	2-1	6-3
2003	1-2	1-5	2-7
2004	2-1	0-2	2-3
2005	3-3	3-1	6-4
2006	4-1	2-2	6-3
2007	4-3	2-1	6-4
2008	2-1	3-3	5-4
2009	1-2	4-3	5-5
2010	2-4	2-2	4-6
2011	3-0	2-1	5-1
2012	2-1	3-1	5-1
2013	0-3	2-2	2-5
2014	2-1	0-2	2-3
2015	3-0	3-1	6-1
2016	3-1	1-2	4-3
2017	1-2	0-4	1-6
2018	3-1	2-3	5-4
2019	2-1	4-0	6-1

TOTALS 108-128 107-133-1 215-261-1

CHICAGO WHITE SOX

YEAR	HOME	ROAD	TOTALS
1972	3-6	1-8	4-14
1973	4-5	1-8	5-13
1974	3-4	4-6-1	7-9-1
1975	7-2	6-3	13-5
1976	6-3	5-4	11-7
1977	4-4	5-2	9-6
1978	3-4	1-7	4-11
1979	1-6	1-5	2-11
1980	4-2	3-4-2	7-6-2
1981	3-0	1-2	4-2
1982	4-2	1-6	5-8
1983	4-3	1-5	5-8
1984	4-2	4-3	8-5
1985	2-5	1-5	3-10
1986	6-0	5-2	11-2
1987	4-3	2-4	6-7
1988	2-4	3-4	5-8
1989	5-2	5-1	10-3
1990	4-3	2-4	6-7
1991	4-3	1-5	5-8
1992	5-1	3-4	8-5
1993	4-3	1-5	5-8
1994	4-3	4-2	8-5
1995	3-3	4-2	7-5
1996	1-5	3-3	4-8
1997	4-1	4-2	8-3
1998	3-2	3-3	6-5
1999	3-1	2-4	5-5
2000	3-3	2-2	5-5
2001	1-2	1-5	2-7
2002	3-3	1-2	4-5
2003	3-0	1-3	4-3
2004	4-2	3-4	7-6
2005	5-1	1-2	6-3
2006	1-3	4-2	5-5
2007	3-0	1-2	4-2
2008	2-1	1-2	3-3
2009	2-1	2-1	4-2
2010	3-3	2-1	5-4
2011	2-1	2-3	4-4
2012	3-3	0-3	3-6
2013	1-2	1-2	2-4
2014	1-2	4-2	5-4
2015	2-1	1-2	3-3
2016	2-1	0-3	2-4
2017	2-2	1-2	3-4
2018	2-1	1-3	3-4
2019	2-1	1-3	3-4

TOTALS 156-116 100-157-3 250-273-3

DETROIT TIGERS

YEAR	HOME	ROAD	TOTALS
1972	1-5	1-5	2-10
1973	5-1	2-4	7-5
1974	4-2	3-3	7-5
1975	5-1	6-0	11-1
1976	4-2	3-3	7-5
1977	4-1	4-1	8-2
1978	1-4	2-3	3-7
1979	4-2	2-4	6-6
1980	3-3	5-1	8-4
1981	2-4	1-5	3-9
1982	3-3	1-5	4-8
1983	2-4	2-4	4-8
1984	5-1	2-4	7-5
1985	2-4	3-3	5-7
1986	4-2	1-5	5-7
1987	3-3	1-5	4-8
1988	2-4	2-4	4-8
1989	4-2	4-2	8-4
1990	2-4	4-2	6-6
1991	5-1	1-5	6-6
1992	0-6	4-2	4-8
1993	3-3	3-3	6-6
1994	2-4	0-6	2-10
1995	4-2	4-2	8-4
1996	5-1	4-3	9-4
1997	3-3	1-4	4-7
1998	5-1	3-2	8-3
1999	4-2	1-3	5-5
2000	2-2	3-3	5-5
2001	1-5	0-3	1-8
2002	3-0	1-5	4-5
2003	3-1	3-0	6-1
2004	1-2	4-2	5-4
2005	1-2	1-2	2-4
2006	1-3	4-2	5-5
2007	3-3	1-2	4-5
2008	3-3	0-3	3-6
2009	2-1	0-6	2-7
2010	4-2	2-1	6-3
2011	1-2	2-4	3-6
2012	4-2	3-1	7-3
2013	3-1	1-2	4-3
2014	0-3	3-1	3-4
2015	2-1	3-1	5-2
2016	1-2	3-0	4-2
2017	3-0	2-1	5-1
2018	2-1	2-2	4-3
2019	3-0	3-0	6-0

TOTALS 132-110 113-135 245-245

KANSAS CITY ROYALS

YEAR	HOME	ROAD	TOTALS
1972	2-3	4-5	6-8
1973	5-4	2-7	7-11
1974	5-4	5-4	10-8
1975	3-6	1-8	4-14
1976	6-3	5-4	11-7
1977	3-4	4-4	7-8
1978	6-2	5-5	8-7
1979	2-4	2-2	4-6
1980	0-7	3-3	3-10
1981	2-2	2-1	4-3
1982	3-4	3-3	6-7
1983	4-2	1-6-1	5-8-1
1984	3-4	4-2	7-6
1985	4-2	3-4	7-6
1986	4-3	1-5	5-8
1987	2-4	4-3	6-7
1988	4-3	2-4	6-7
1989	3-3	2-5	5-8
1990	5-2	3-3	8-5
1991	3-3	3-4	6-7
1992	5-2	2-4	7-6
1993	3-3	3-4	6-7
1994	3-4	4-2	7-6
1995	4-3	2-5	6-8
1996	4-2	2-4	6-6
1997	2-3	3-3	5-6
1998	4-1	4-2	8-3
1999	5-1	1-3	6-4
2000	3-1	4-2	7-3
2001	3-3	2-1	5-4
2002	2-1	0-6	2-7
2003	2-4	0-3	2-7
2004	1-2	4-2	5-4
2005	3-0	5-2	8-2
2006	1-2	2-1	3-3
2007	4-2	0-3	4-5
2008	2-1	5-1	7-2
2009	1-2	2-1	3-3
2010	4-0	3-2	7-2
2011	5-1	1-1	6-2
2012	0-2	5-2	5-4
2013	2-1	1-2	3-3
2014	3-2	3-1	6-3
2015	2-2	1-1	3-3
2016	4-0	2-1	6-1
2017	4-0	2-1	6-1
2018	2-2	3-0	5-2
2019	3-1	2-1	5-2

TOTALS 147-115 122-145 269-260

BOSTON RED SOX

YEAR	HOME	ROAD	TOTALS
1972	3-3	1-5	4-8
1973	1-5	2-4	3-9
1974	5-4	2-5	7-9
1975	2-4	2-4	4-8
1976	5-1	4-2	9-3
1977	2-3	2-3	4-6
1978	5-0	2-3	7-3
1979	3-3	3-3	6-6
1980	3-3	4-2	7-5
1981	5-1	1-2	6-3
1982	1-5	1-5	2-10
1983	3-3	2-4	5-7
1984	2-4	2-5	4-9
1985	4-2	3-3	7-5
1986	3-3	1-5	4-8
1987	4-2	1-5	5-7
1988	2-4	2-4	4-8
1989	4-2	2-4	6-6
1990	4-2	3-3	7-5
1991	5-1	2-4	7-5
1992	5-1	3-3	8-4
1993	4-2	2-4	6-6
1994	2-1	3-0	5-1
1995	1-2	3-1	4-3
1996	5-1	1-5	6-6
1997	2-3	6-0	8-3
1998	4-2	1-4	5-6
1999	3-0	2-4	5-4
2000	2-4	1-3	3-7
2001	2-1	0-4	2-5
2002	2-2	1-2	3-4
2003	4-2	0-3	4-5
2004	3-0	2-4	5-4
2005	2-4	0-3	2-7
2006	1-2	3-3	4-5
2007	2-4	2-2	4-6
2008	1-2	0-7	1-9
2009	5-1	2-1	7-2
2010	2-1	4-3	6-4
2011	4-3	2-1	6-4
2012	2-1	4-1	6-2
2013	3-0	1-2	4-2
2014	1-2	1-2	2-4
2015	3-1	2-1	5-2
2016	2-1	1-2	3-3
2017	1-2	0-3	1-5
2018	1-3	0-3	1-6
2019	1-2	2-2	3-4

TOTALS 137-101 92-34 230-245

CLEVELAND INDIANS

YEAR	HOME	ROAD	TOTALS
1972	2-4	1-5	3-9
1973	2-4	3-3	5-7
1974	4-2	4-2	8-4
1975	4-1	3-4	7-5
1976	3-3	2-4	5-7
1977	4-2	5-0	9-2
1978	5-0	4-1	9-1
1979	4-2	3-3	7-5
1980	5-1	1-5	6-6
1981	1-1	1-1	2-2
1982	3-3	2-4	5-7
1983	5-1	4-2	9-3
1984	3-3	3-4	6-7
1985	3-3	2-4	5-7
1986	3-3	3-3	6-6
1987	5-1	5-1	10-2
1988	3-3	3-3	6-6
1989	2-4	3-3	5-7
1990	3-3	2-4	5-7
1991	3-3	5-1	8-4
1992	3-3	4-2	7-5
1993	3-3	4-2	7-5
1994	3-3	4-2	7-5
1995	2-4	1-2	3-6
1996	5-1	3-3	8-4
1997	3-3	3-2	6-5
1998	5-1	2-3	7-4
1999	4-2	3-1	7-3
2000	1-3	3-3	4-6
2001	3-3	1-2	4-5
2002	2-1	3-3	5-4
2003	4-2	1-2	5-4
2004	3-0	5-1	8-1
2005	2-1	1-2	3-3
2006	2-4	2-1	4-5
2007	1-3	2-3	4-6
2008	2-5	2-1	4-6
2009	3-0	5-1	8-1
2010	2-1	2-1	4-2
2011	5-1	4-0	9-1
2012	2-1	3-3	5-4
2013	1-2	0-3	1-5
2014	1-3	0-3	1-6
2015	1-2	2-1	3-3
2016	3-1	2-1	5-2
2017	0-3	1-3	1-6
2018	1-3	1-2	1-6
2019	2-2	1-2	3-4

TOTALS 134-109 121-114 255-223

HOUSTON ASTROS

YEAR	HOME	ROAD	TOTALS
2001	1-2	2-1	3-3

MINNESOTA TWINS

YEAR	HOME	ROAD	TOTALS
1972	5-4	2-7	7-11
1973	3-6	3-6	6-12
1974	5-4	4-5	9-9
1975	3-6	7-2	10-8
1976	4-5	3-4	7-9
1977	4-4	3-4	7-8
1978	4-3	5-3	9-6
1979	3-4	6-0	9-4
1980	2-3	1-6	3-9
1981	5-2	3-3	8-5
1982	5-1	3-4	8-5
1983	4-3	4-2	8-5
1984	3-3	2-5	5-8
1985	4-3	1-5	5-8
1986	4-2	3-4	7-6
1987	6-1	1-5	7-6
1988	2-4	4-3	6-7
1989	4-3	4-2	8-5
1990	5-1	3-4	8-5
1991	4-3	3-3	7-6
1992	3-3	4-3	7-6
1993	4-3	2-4	6-7
1994	3-3	2-1	5-4
1995	5-2	3-3	8-5
1996	3-4	2-4	5-8
1997	4-2	4-1	8-3
1998	2-4	2-3	4-7
1999	6-0	6-0	12-0
2000	3-3	1-5	4-8
2001	3-3	2-1	5-4
2002	1-2	2-4	3-6
2003	4-2	0-3	4-5
2004	2-2	0-3	2-5
2005	2-1	4-2	6-3
2006	3-3	2-1	5-4
2007	1-2	1-5	2-7
2008	2-1	3-4	5-5
2009	3-4	1-2	4-6
2010	3-1	0-6	3-7
2011	2-2	1-3	3-5
2012	5-2	3-0	8-2
2013	1-2	2-2	3-4
2014	2-1	3-1	5-2
2015	2-1	1-2	3-3
2016	1-3	1-2	2-5
2017	1-2	2-2	3-4
2018	2-1	2-1	4-2
2019	0-4	1-2	1-6
TOTALS	151-128	123-148	274-276

NEW YORK YANKEES

YEAR	HOME	ROAD	TOTALS
1972	3-3	1-5	4-8
1973	2-4	2-4	4-8
1974	1-5	3-3	4-8
1975	3-1	1-5	4-6
1976	1-5	2-4	3-9
1977	1-4	2-3	3-7
1978	3-2	1-4	4-6
1979	3-3	1-5	4-8
1980	3-3	2-4	5-7
1981	2-1	2-4	4-5
1982	3-3	2-4	5-7
1983	2-4	3-3	5-7
1984	3-3	3-3	6-6
1985	4-2	0-6	4-8
1986	3-3	2-4	5-7
1987	4-2	3-3	7-5
1988	4-2	2-3	6-5
1989	5-1	2-4	7-5
1990	6-0	3-3	9-3
1991	5-1	2-4	7-5
1992	3-3	3-3	6-6
1993	5-1	4-2	9-3
1994	2-1	0-2	2-3
1995	3-1	0-5	3-6
1996	5-1	2-4	7-5
1997	3-3	1-4	4-7
1998	1-4	2-4	3-8
1999	2-4	2-4	4-8
2000	1-5	1-5	2-10
2001	2-2	2-1	4-3
2002	1-2	2-2	3-4
2003	1-2	4-2	5-4
2004	3-3	1-2	4-5
2005	1-2	2-5	3-7
2006	0-6	2-2	2-8
2007	0-3	1-2	0-5
2008	2-2	2-1	4-3
2009	1-2	3-3	4-5
2010	4-1	0-3	4-4
2011	1-2	1-5	2-7
2012	2-1	1-3	3-4
2013	2-2	2-1	4-3
2014	2-1	1-3	3-4
2015	2-2	3-0	5-2
2016	2-1	2-2	4-3
2017	1-2	2-1	3-3
2018	2-1	1-3	3-4
2019	2-1	1-2	3-3
TOTALS	117-115	87-154	204-269

OAKLAND ATHLETICS

YEAR	HOME	ROAD	TOTALS
1972	2-7	2-4	4-11
1973	5-4	2-7	7-11
1974	4-5	6-3	10-8
1975	3-6	3-6	6-12
1976	6-3	5-4	11-7
1977	7-0	6-2	13-2
1978	7-2	2-4	9-6
1979	5-1	6-1	11-2
1980	3-4	3-3	6-7
1981	1-2	1-2	2-4
1982	5-2	3-3	8-5
1983	6-0	5-2	11-2
1984	4-3	1-5	5-8
1985	3-3	4-3	7-6
1986	6-1	4-2	10-3
1987	3-3	4-3	7-6
1988	3-4	2-4	5-8
1989	2-4	3-4	5-8
1990	2-5	3-3	5-8
1991	4-2	5-2	9-4
1992	2-5	2-4	4-9
1993	5-1	3-4	8-5
1994	0-4	3-3	3-7
1995	4-2	4-3	8-5
1996	3-4	3-3	6-7
1997	4-2	3-3	7-5
1998	2-4	4-2	6-6
1999	5-1	2-4	7-5
2000	5-1	2-4	7-5
2001	5-5	5-4	10-9
2002	4-5	2-8	6-13
2003	3-7	1-8	4-15
2004	5-5	4-6	9-11
2005	2-7	6-4	8-11
2006	5-5	5-4	10-9
2007	6-3	4-6	10-9
2008	6-3	6-4	12-7
2009	4-5	4-6	8-11
2010	5-4	5-5	10-9
2011	7-2	6-4	13-6
2012	6-4	2-7	8-11
2013	4-6	5-4	9-10
2014	3-7	7-2	10-9
2015	3-6	6-4	9-10
2016	5-4	5-4	10-8
2017	7-3	1-8	8-11
2018	3-6	3-7	6-13
2019	3-6	3-7	6-13
TOTALS	197-178	176-200	373-378

SEATTLE MARINERS

YEAR	HOME	ROAD	TOTALS
1977	2-6	4-3	6-9
1978	6-1	6-2	12-3
1979	4-3	3-3	7-6
1980	5-1	4-4	9-5
1981	2-5	4-0	6-5
1982	1-5	3-4	4-9
1983	4-3	3-3	7-6
1984	0-6	3-4	3-10
1985	6-1	1-5	7-6
1986	5-1	4-3	9-4
1987	2-5	2-4	4-9
1988	3-3	4-3	7-6
1989	4-3	3-3	7-6
1990	3-3	3-4	6-7
1991	2-5	6-0	8-5
1992	3-3	6-1	9-4
1993	4-3	1-5	5-8
1994	1-5	0-4	1-9
1995	2-5	1-5	3-10
1996	2-4	1-6	3-10
1997	1-5	3-3	4-8
1998	5-1	2-4	7-5
1999	4-3	4-2	8-5
2000	3-3	2-4	5-7
2001	3-7	2-8	5-15
2002	4-6	3-7	7-13
2003	6-4	4-6	10-10
2004	7-2	5-5	12-7
2005	7-3	6-3	13-6
2006	7-3	4-5	11-8
2007	6-3	2-8	8-11
2008	6-4	5-4	11-8
2009	7-3	4-5	11-8
2010	6-4	6-3	12-7
2011	8-1	7-3	15-4
2012	6-4	4-5	10-9
2013	5-4	7-3	12-7
2014	5-5	5-4	10-9
2015	3-6	4-6	7-12
2016	7-2	5-5	12-7
2017	4-6	4-5	8-11
2018	5-4	4-6	9-10
2019	6-3	5-5	11-8
TOTALS	182-157	161-174	343-331

TAMPA BAY RAYS

YEAR	HOME	ROAD	TOTALS
1998	5-1	2-3	7-4
1999	2-4	6-0	8-4
2000	4-2	3-3	7-5
2001	2-1	3-3	5-4
2002	3-3	2-1	5-4
2003	3-0	3-3	6-3
2004	5-1	2-1	7-2
2005	1-2	1-4	2-6
2006	3-0	3-3	6-3
2007	4-2	0-3	4-5
2008	2-4	1-2	3-6
2009	5-1	1-2	6-3
2010	2-1	0-3	2-4
2011	2-1	3-3	5-4
2012	3-3	1-2	4-5
2013	2-2	2-2	4-4
2014	1-3	1-2	2-5
2015	3-0	2-2	5-2
2016	1-2	1-2	2-4
2017	1-2	3-0	4-2
2018	0-3	1-2	1-5
2019	2-1	1-2	3-3
TOTALS	56-39	42-48	98-87

TORONTO BLUE JAYS

YEAR	HOME	ROAD	TOTALS
1977	3-2	4-2	7-4
1978	3-3	1-4	4-7
1979	4-2	3-3	7-5
1980	4-2	3-3	7-5
1981	4-2	2-0	6-2
1982	4-2	0-6	4-8
1983	3-3	1-5	4-8
1984	3-3	3-3	6-6
1985	1-5	2-4	3-9
1986	3-3	2-4	5-7
1987	3-3	0-6	3-9
1988	4-2	2-4	6-6
1989	3-3	2-4	5-7
1990	5-1	2-4	7-5
1991	4-2	2-4	6-6
1992	1-5	2-4	3-9
1993	3-3	4-2	7-5
1994	4-2	0-6	4-8
1995	5-1	4-2	9-3
1996	5-1	5-1	10-2
1997	2-3	2-4	4-7
1998	4-1	3-3	7-4
1999	1-3	5-1	6-4
2000	3-3	1-3	4-6
2001	1-2	2-4	3-6
2002	5-1	3-0	8-1
2003	1-2	4-2	5-4
2004	6-0	1-2	7-2
2005	5-2	2-1	7-3
2006	2-1	2-1	4-2
2007	3-0	2-5	5-5
2008	2-4	2-0	4-4
2009	4-3	1-2	5-5
2010	1-2	2-5	3-7
2011	3-4	1-2	4-6
2012	3-0	3-3	6-3
2013	0-4	1-2	1-6
2014	1-2	1-2	2-4
2015	1-2	1-2	2-4
2016	2-1	1-3	3-4
2017	2-2	1-2	3-4
2018	1-2	2-1	3-3
2019	2-1	1-2	3-3
TOTALS	124-95	88-123	212-218

OPPONENT LEADERS

OPPONENTS ALL-TIME RECORDS (vs. Texas only, 1972-2019)

AT BATS

Ichiro Suzuki	1001
George Brett	931
Cal Ripken, Jr.	861
Garret Anderson	823
Paul Molitor	820
Robin Yount	785
Rickey Henderson	748
Harold Baines	734
Edgar Martinez	727
Carlton Fisk	669

HITS

Ichiro Suzuki	317
George Brett	291
Paul Molitor	254
Garret Anderson	248
Cal Ripken, Jr.	248
Robin Yount	239
Edgar Martinez	219
Wade Boggs	216
Harold Baines	213
Rickey Henderson	208

HOME RUNS

OPPONENTS SINGLE-SEASON RECORDS

BATTING

Home Runs	11	Mike Trout, LA of Anaheim, 2019 (18 games)
	10	Khrist Davis, Oakland, 2018 (19 games)
		Khrist Davis, Oakland, 2016 (18 games)
	9	Reggie Jackson, Oakland, 1974 (18 games)
	8	Marcus Semien, Oakland, 2019 (19 games)
		Vernon Wells, Toronto, 2010 (10 games)
		Vladimir Guerrero, LA of Anaheim, 2004 (18 games)
		Troy Glaus, Anaheim, 2002 (18 games)
		Troy Glaus, Anaheim, 2001 (19 games)
		Jason Giambi, Oakland, 2001 (19 games)
		Brady Anderson, Baltimore, 1996 (14 games)
		Ken Griffey, Jr., Seattle, 1994 (10 games)
		George Brett, Kansas City, 1985 (13 games)
RBI	27	Bret Boone, Seattle, 2001 (19 games)
	26	Khrist Davis, Oakland, 2018 (19 games)
	24	Khrist Davis, Oakland, 2016 (18 games)
		George Brett, Kansas City, 1985 (13 games)
		Reggie Jackson, Oakland, 1974 (18 games)
Hits	32	Vladimir Guerrero, LA of Anaheim, 2004 (18 games)
		Mark Kotsay, Oakland, 2004 (19 games)
		Ichiro Suzuki, Seattle, 2001 (19 games)

Reggie Jackson	43
Jose Canseco	40
Jason Giambi	37
Mike Trout	36
Troy Glaus	35
Tim Salmon	35
Frank Thomas	35
George Brett	34
Ken Griffey, Jr.	34
Harold Baines	33
David Ortiz	33
Khrist Davis	32
Jim Thome	32

RUNS BATTED IN

Garret Anderson	158
George Brett	155
Cal Ripken, Jr.	135
Reggie Jackson	130
Frank Thomas	123
Tim Salmon	119
Harold Baines	117
Jose Canseco	115
Ken Griffey, Jr.	115
Torii Hunter	112

AVERAGE (min. 150 AB)

Vladimir Guerrero	.395 (162-410)
Miguel Cabrera	.387 (132-341)
Gerónimo Berroa	.386 (61-158)
Nomar Garciaparra	.383 (102-266)
Carlos May	.361 (103-285)
Alan Bannister	.358 (77-215)
Jeff Conine	.358 (83-232)
Tim Salmon	.353 (200-567)
Craig Biggio	.346 (54-156)
Mo Vaughn	.344 (110-320)

WINS

Bartolo Colon	21
Bert Blyleven	*19
Felix Hernandez	19
Dennis Leonard	19
Jack Morris	19
Roger Clemens	18
Mike Mussina	18
Justin Verlander	18
Barry Zito	18
Jered Weaver	18
Mike Moore	17
4 tied	16

*Blyleven has one win vs. Wash. for a total of 20.

PITCHING

Wins	6	Bartolo Colon, Anaheim, 2004
	5	Felix Hernandez, Seattle, 2015
		Ramon Ortiz, Anaheim, 2001
		Bert Blyleven, Cleveland-Minnesota, 1985
		Stan Bahnsen, Chicago-AL, 1972
		Justin Verlander, Houston, 2019
		Gerrit Cole, Houston, 2019
		Justin Verlander, Houston, 2019
		Barry Zito, Oakland, 2001
		Nolan Ryan, California, 1972
		Gerrit Cole, Houston, 2018
		Felix Hernandez, Seattle, 2006
		Randy Johnson, Seattle, 1997
		Justin Verlander, Houston, 2019
		Dallas Keuchel, Houston, 2015
		Roger Clemens, Toronto, 1997
		Roger Nelson, Kansas City, 1972
		Jim Palmer, Baltimore, 1977
		Paul Hartzell, California, 1976
		Jim Palmer, Baltimore, 1975
Strikeouts	52	
	47	
	45	
	43	
	40	
	39	
ERA (min. 30.0 IP)	0.56	
	0.57	
	0.72	
	0.74	
	0.89	

2019 OPPONENTS LEADERS

BATTING

AVERAGE (MIN. 25 PA)

Marvin Gonzalez (MIN)	.517 (15-29)
Adalberto Mondesi (KC)	.423 (11-26)
Trey Mancini (BAL)	.400 (10-25)
Hanser Alberto (BAL)	.394 (13-33)
Stephen Piscotty (OAK)	.394 (13-33)

HITS

Marcus Semien (OAK)	31
Yuli Gurriel (HOU)	25
George Springer (HOU)	24
David Fletcher (LAA)	22
Mallix Smith (SEA)	22
2 tied	21

RUNS

Marcus Semien (OAK)	23
Mike Trout (LAA)	20
Daniel Vogelbach (SEA)	17
Yuli Gurriel (HOU)	16
George Springer (HOU)	16

DOUBLES

Marcus Semien (OAK)	8
Carlos Correa (HOU)	6
David Fletcher (LAA)	6
Brian Goodwin (LAA)	5
Ramon Laureano (OAK)	5
George Springer (HOU)	5

TRIPLES

Mallix Smith (SEA)	2
30 tied	1

HOME RUNS

Mike Trout (LAA)	11
Marcus Semien (OAK)	8
Alex Bregman (HOU)	7
Yuli Gurriel (HOU)	7
3 tied	6

RUNS BATTED IN

Marcus Semien (OAK)	23
Mike Trout (LAA)	19
Yuli Gurriel (HOU)	16
Kole Calhoun (LAA)	14
Matt Chapman (OAK)	14
George Springer (HOU)	14

WALKS

Mike Trout (LAA)	18
Alex Bregman (HOU)	14
Marcus Semien (OAK)	13
Daniel Vogelbach (SEA)	13
3 tied	12

STRIKEOUTS

Khrist Davis (OAK)	25
Domingo Santana (SEA)	23
Kole Calhoun (LAA)	21
Matt Chapman (OAK)	20
Matt Olson (OAK)	20

STOLEN BASES

Mallix Smith (SEA)	10
Adalberto Mondesi (KC)	5
Keon Broxton (BAL-SEA)	3
Domingo Santana (SEA)	3
Ardrelton Simmons (LAA)	3

PITCHING

WINS

Justin Verlander (HOU)	5
8 tied	2

LOSSES

Marco Gonzales (SEA)	3
11 tied	2

ERA (MIN. 150 IP)

Andrew Heaney (LAA)	1.42
Justin Verlander (HOU)	2.25
Marco Gonzales (SEA)	4.11
Tommy Milone (SEA)	4.57
Chris Bassitt (OAK)	4.58

GAMES

Cam Bedrosian (LAA)	12
Hansel Robles (LAA)	11
Ty Buttrey (LAA)	10
Yusmeiro Petit (OAK)	10
Roberto Osuna (HOU)	9
4 tied	8

COMPLETE GAMES

None	
------	--

SAVES

Roberto Osuna (HOU)	8
Roenis Elias (SEA)	3
Blake Treinen (OAK)	3
Felipe Vazquez (PIT)	3
4 tied	2

INNINGS PITCHED

Justin Verlander (HOU)	36.0
Marco Gonzales (SEA)	30.2
Gerrit Cole (HOU)	30.1
Mike Leake (SEA)	22.2
Tommy Milone (SEA)	21.2

WALKS

Justin Verlander (HOU)	12
Gerrit Cole (HOU)	9
Blake Treinen (OAK)	9
Jordan Lyles (PIT-ML)	8
Framber Valdez (HOU)	8

STRIKEOUTS

Gerrit Cole (HOU)	52
Justin Verlander (HOU)	47
Andrew Heaney (LAA)	32
Chris Bassitt (OAK)	22
Marco Gonzales (SEA)	22
Tommy Milone (SEA)	22

HOME RUNS ALLOWED

Mike Leake (SEA)	7
Gerrit Cole (HOU)	6
Mike Fiers (OAK)	5
Matthew Boyd (DET)	4
Wade Miley (SEA)	4
Tommy Milone (SEA)	4
Tanner Roark (CIN-OAK)	4
Justin Verlander (HOU)	4

RECORDS



Pitcher Lance Lynn recorded a career-high 246 strikeouts in 2019, the third-highest single-season total in club history. Lynn finished fifth in American League Cy Young voting in his first season with Texas.

RETIRED TEXAS RANGERS NUMBERS

FRONT OFFICE

COACHES

PLAYERS

2019 REVIEW

OPPONENTS

RECORDS

DEVELOPMENT

MEDIA

ROBINSON 42

On April 15, 1997, Major League Baseball retired the number 42 worn by Hall of Famer Jackie Robinson, the first African-American player in the major leagues. That date marked the 50th anniversary of Robinson's major league debut with the Brooklyn Dodgers in 1947.

The Rangers held a retirement ceremony for the number 42 prior to a game with the Los Angeles Dodgers on September 2, 1997 at Rangers Ballpark in Arlington. Six players and three coaches had worn the number 42 for Texas. In 1997, outfielder Marc Sagmoen switched to number 37 on April 16 in recognition of the retirement of 42.

The complete list of "42's" for the Rangers: Nellie Fox, coach (1972); Jackie Moore, coach (1973-76; 1993-94); George Medich, pitcher (1978-79); Wayne Terwilliger, coach (1981-85); Keith Creel, pitcher (1987); Scott Coolbaugh, third baseman (1989-90); Dan Smith, pitcher (1992); Dennis Cook, pitcher (1995-96); Marc Sagmoen, outfielder (1997).




OATES 26

On Saturday, August 6, 2005, the Texas Rangers Baseball Club retired the number 26 in honor of late manager Johnny Oates before a 10-3 victory against the Baltimore Orioles. A crowd of 34,632 gathered at Rangers Ballpark in Arlington to watch the ceremony.

Oates became the 14th full-time manager of the club on Oct. 14, 1994. He spent six seasons at the helm, from 1995-2001, leading the Rangers to first three division titles and postseason appearances in franchise history, in '96, '98 and '99. In 1996, Oates shared the American League Manager of the Year Award with Yankees skipper Joe Torre, and in 1999 he led the team to a then-record 95 wins.

In his five seasons in Arlington, Oates compiled a record of 506-476 and a .515 winning percentage. On August 2, 2003 the organization honored Oates by inducting him into the inaugural class of the Texas Rangers Baseball Hall of Fame. Known for his steady leadership and strong values, Oates passed away on Christmas Eve 2004.



RYAN 34

The first uniform number to be retired in Texas Rangers history was the number 34 worn by pitcher Nolan Ryan from 1989-93. The team held a retirement ceremony on Sunday, September 15, 1996,

before the Rangers played the Milwaukee Brewers for a sellout crowd of 45,941 at Rangers Ballpark in Arlington.

Ryan signed with Texas as a free agent on December 7, 1988. He went on to finish his career in Arlington as baseball's all-time strikeout leader with 5,714. Among the feats he accomplished with the Rangers were his 300th victory (July 31, 1990 at Milwaukee); his 5,000th strikeout (Oakland's Rickey Henderson on August 22, 1989 at Arlington Stadium); his sixth no-hitter (June 11, 1990 at Oakland); and his seventh no-hitter (May 1, 1991 vs. Toronto at Arlington Stadium).

He was elected to the National Baseball Hall of Fame in his first year of eligibility on January 5, 1999 and was enshrined into the Hall on July 25, 1999. The seven-time All-Star was honored on Nolan Ryan Appreciation Day at Arlington Stadium on Sunday, September 12, 1993. His final major league appearance was September 22 that year at Seattle. He is the only player in Major League history to have his number retired by three different teams (also California in 1993 and Houston in 1996).



RODRÍGUEZ 7

The Rangers retired the number 7 worn by catcher Iván "Pudge" Rodríguez in a pregame ceremony on August 12, 2017. The honor came 13 days after Rodríguez' induction into the National Baseball Hall of Fame at Cooperstown, New York on July 30, 2017.

Rodríguez was the 52nd player to be elected by the members of the Baseball Writers Association of America in his first year on the ballot and joined Johnny Bench, who was elected in 1989, as the only first ballot catchers so honored. Overall, he was the 18th catcher to join the National Baseball Hall of Fame, the tenth selected in BBWAA voting.

Rodríguez is one of eight players who wore a Texas Rangers uniform to be elected to the Hall of Fame, joining Ferguson Jenkins (1991), Gaylord Perry (1991), Ryan (1999), Rich Gossage (2008), Bert Blyleven (2011), Vladimir Guerrero (2018), and Harold Baines (2019). Ryan, who pitched for the Rangers from 1989-93, is the only previous Hall of Famer with a Rangers cap adorning in plaque. Other Hall of Famers with Rangers connections are Managers Ted Williams (1966) and Whitey Herzog (2010), and Coach Nellie Fox (1987).

With the Rangers, Rodríguez batted .304 with 217 home runs and 842 RBI in 1,507 games. He ranks second on the team's all-time list with 1747 hits, 352 doubles, and 490 multi-hit games, is third in home runs, and fourth in games, runs (866), triples (28), RBI, total bases (2806), and extra base hits (597). He was elected to the Texas Rangers Hall of Fame in 2013. Following his retirement, he joined the Rangers as Special Assistant to the General Manager and is in fifth year in that role.



BELTRÉ 29



The number 29 of third baseman Adrián Beltré was retired by the Rangers in a pregame ceremony on June 8, 2019. He became the fourth Ranger to have his uniform number retired by the team. The club announced that it intended to retire his number on January 25, 2019, just two months after he announced his retirement as an active player on November 20, 2018.

Beltré produced a brilliant 21-year Major League career with the Dodgers (1998-2004), Mariners (2005-2009), Red Sox (2010), and Rangers (2011-18). At the time of his retirement, he ranked among the all-time leaders in doubles (11th, 636), games (14th, 2933), total bases (14th, 5309), extra base hits (14th, 1151), hits (15th, 3166), RBI (21st, 1707), and home runs (30th, 477) and had the most career hits of any non-U.S. native in history. The only other players ever with at least 3166 hits and 477 home runs are Hank Aaron, Willie Mays, Eddie Murray, and Albert Pujols.

In his eight seasons with the Rangers, Beltré batted .304 with 199 homers and 699 RBI in 1098 games. He was a four-time selection as the Rangers' Player of the Year while batting at least .300 five times. His .332 average as a Ranger at Globe Life Park in Arlington was the highest in the facility's 26-year history of the park, and he ranked second with 120 homers and 426 RBI.

YOUNG 10



On August 31, 2019, the Rangers officially retired the uniform number 10 of infielder Michael Young in a pregame ceremony. Young was the fifth Ranger to have his uniform number retired by the club, the second to receive the honor in the final year of Globe Life Park in Arlington (also Adrián Beltré).

Young, who re-joined the Rangers as Special Assistant to the General Manager in November 2014, retired in January 2014 after an outstanding 13-year major league career. Acquired by Texas from the Toronto Blue Jays in July 2000, Young played in a team record 1,823 games from 2000-12. He captured Rangers Player of the Year honors five times, matching Juan Gonzalez for the most in team history, and was selected to the A.L. All-Star team at three different positions. Young batted .300 or better a club record seven times including six seasons with at least 200 hits. He won the A.L. batting title in 2005 and was the MVP of the 2006 All-Star Game at Pittsburgh. Young is the only player in All-Star Game history with two game-winning hits in his team's final at bat (2006 and 2008).

He is the Washington/Texas' all-time leader in games, hits (2230), runs (1085), doubles (415), triples (55), total bases (3286), at bats (7399), and multi-hit games (651) and ranks third in RBI (984) and extra base hits (647) while batting .301 with 177 homers. Young was a starter at all four infield positions in his Rangers career, earning a Gold Glove at shortstop in 2008.

Overall, Young batted .300 with 185 homers and 1030 RBI in 1970 games with the Rangers (2000-2012), Phillies (2013), and Dodgers (2013).

CHARLIE HOUGH - 2003

RHP
PLAYING CAREER: 1970-94
WITH RANGERS: 1980-90

JIM SUNDBERG - 2003

C
PLAYING CAREER: 1974-89
WITH RANGERS: 1974-83, 1988-89

NOLAN RYAN - 2003

RHP
PLAYING CAREER: 1966, 1969-93
WITH RANGERS: 1989-93

JOHNNY OATES - 2003

MANAGER
WITH RANGERS: 1995-2001

BUDDY BELL - 2004

3B
PLAYING CAREER: 1972-89
WITH RANGERS: 1979-85, 1989

FERGUSON JENKINS - 2004

RHP
PLAYING CAREER: 1965-83
WITH RANGERS: 1974-75, 1978-81

TOM VANDERBRIPPE - 2004 DISTINGUISHED PUBLIC SERVANT

MARK HOLTZ - 2005

BROADCASTER
WITH RANGERS: 1982-1997



RUSTY GREER - 2007

OF
PLAYING CAREER: 1994-2004
WITH RANGERS: 1994-2004

RUBEN SIERRA - 2009

OF
PLAYING CAREER: 1986-98, 2000-06
WITH RANGERS: 1986-92, 2000-01, 2003

TOM GRIEVE - 2010

PLAYING CAREER: 1970-77
EXECUTIVE: 1984-94
BROADCASTER: 1995-PRESENT

JOHN WETTEFLAND - 2009

RHP
PLAYING CAREER: 1989-2000
WITH RANGERS: 1997-2000

TOBY HARRAH - 2009

INF
PLAYING CAREER: 1969, 1971-86
WITH RANGERS: 1972-78, 1985-86

MICHAEL YOUNG - 2016

INF
PLAYING CAREER: 2000-13
WITH RANGERS: 2000-12

KENNY ROGERS - 2011

LHP
PLAYING CAREER: 1980-2008
WITH RANGERS: 1989-95, 2000-02, 2004-05

ERIC NADEL - 2012

BROADCASTER
WITH RANGERS: 1979-PRESENT

IVÁN "PUDDGE" RODRÍGUEZ - 2013

C
PLAYING CAREER: 1991-2011
WITH RANGERS: 1991-2002, 2009

TOM SCHEFFER - 2014

EXECUTIVE WITH RANGERS: 1990-99

JEFF RUSSELL - 2015

RHP
PLAYING CAREER: 1983-96
WITH RANGERS: 1985-92, 1995-96

JUAN GONZALEZ - 2015

OF
PLAYING CAREER: 1989-2005
WITH RANGERS: 1989-99, 2002-2003

RICHARD GREENE - 2019

DISTINGUISHED PUBLIC SERVANT

JOSH HAMILTON - 2019

OF
PLAYING CAREER: 2007-2015
WITH RANGERS: 2008-12, 2015

The Texas Rangers Baseball Hall of Fame was created in 2003 to honor those individuals who have excelled for the franchise both on and off the field. Through 2019, 22 individuals have been inducted.

Under a process instituted in 2009, the Hall of Fame selection committee, which is comprised of all living Texas Rangers Hall of Fame inductees, veteran members of the media, and Rangers club

officials, meets to consider individuals based on their playing contributions. Individuals in a non-playing capacity are also considered for induction by the Rangers organization.

To be considered for Rangers Hall of Fame selection, former players must have spent a minimum of four seasons in a Texas uniform and be retired as an active player for a minimum of one year.

MISCELLANEOUS STATS

YEAR-BY-YEAR RECORD

FRONT OFFICE
COACHES
PLAYERS
2019 REVIEW
OPPONENTS
RECORDS
DEVELOPMENT
MEDIA

YEAR	WON	LOST	PCT.	POS.	GA/GB	WILD CARD	MANAGER	HOME ATT.
1972	54	100	.351	6	-38.5		Ted Williams	662,974
1973	57	105	.352	6	-37.0		Whitey Herzog (47-91) Del Wilber (1-0) Billy Martin (9-14)	686,085
1974	*84	76	.525	2	-5.0		Billy Martin	1,193,902
1975	79	83	.488	3	-19.0		Billy Martin (44-51) Frank Lucchesi (35-32)	1,127,924
1976	76	86	.469	T4	-14.0		Frank Lucchesi	1,164,982
1977	94	68	.580	2	-8.0		Frank Lucchesi (31-31) Eddie Stanky (1-0) Connie Ryan (2-4) Bill Hunter (60-33) Bill Hunter (86-75) Pat Corrales (1-0)	1,250,721
1978	87	75	.537	T2	-5.0		Pat Corrales	1,447,963
1979	83	79	.512	3	-5.0		Pat Corrales	1,519,654
1980	**76	85	.472	4	-20.5		Pat Corrales	1,198,175
1981	57	48	.543	2	-5.0		Don Zimmer	850,076
1982	64	98	.395	6	-29.0		Don Zimmer (38-58) Darrell Johnson (26-40)	1,154,432
1983	*77	85	.475	3	-22.0		Doug Rader	1,363,469
1984	69	92	.429	7	-14.5		Doug Rader	1,102,471
1985	62	99	.385	7	-28.5		Doug Rader (9-23) Bobby Valentine (53-76)	1,112,497
1986	87	75	.537	2	-5.0		Bobby Valentine	1,692,021
1987	75	87	.463	T6	-10.0		Bobby Valentine	1,763,053
1988	70	91	.435	6	-33.5		Bobby Valentine	1,581,901
1989	83	79	.512	4	-16.0		Bobby Valentine	2,043,993
1990	83	79	.512	3	-20.0		Bobby Valentine	2,057,887
1991	85	77	.525	3	-10.0		Bobby Valentine	2,297,720
1992	77	85	.475	4	-19.0		Bobby Valentine (45-41) Toby Harrah (32-44)	2,198,231
1993	86	76	.531	2	-8.0		Kevin Kennedy	2,244,616
1994	52	62	.456	@1	+1.0	—	Kevin Kennedy	2,503,198
1995	74	70	.514	3	-4.5	-5.0	Johnny Oates	1,985,910
1996	*90	72	.556	1	+4.5	—	Johnny Oates	2,889,020
1997	77	85	.475	3	-13.0	-19.0	Johnny Oates	2,945,244
1998	88	74	.543	1	+3.0	—	Johnny Oates	2,927,409
1999	95	67	.586	1	+8.0	—	Johnny Oates	2,771,469
2000	71	91	.438	4	-20.5	-20.0	Johnny Oates	2,800,137
2001	73	89	.451	4	-43.0	-29.0	Johnny Oates (11-17) Jerry Narron (62-72)	2,831,111
2002	72	90	.444	4	-31.0	-27.0	Jerry Narron	2,352,447
2003	71	91	.438	4	-25.0	-24.0	Buck Showalter	2,095,132
2004	89	73	.549	3	-3.0	-9.0	Buck Showalter	2,513,686
2005	79	83	.488	3	-16.0	-16.0	Buck Showalter	2,525,221
2006	80	82	.494	3	-13.0	-15.0	Buck Showalter	2,388,757
2007	75	87	.463	4	-19.0	-19.0	Ron Washington	2,353,862
2008	79	83	.488	2	-21.0	-16.0	Ron Washington	1,945,857
2009	87	75	.537	2	-10.0	-8.0	Ron Washington	2,156,016
2010	90	72	.556	1	+9.0	—	Ron Washington	2,505,171
2011	96	66	.593	1	+10.0	—	Ron Washington	2,946,949
2012	93	69	.574	2	-1.0	^+0.0	Ron Washington	3,460,280
2013	91	72	.558	2	-5.5	-1.0	Ron Washington	3,178,273
2014	67	95	.414	5	-31.0	-21.0	Ron Washington (53-87) Tim Bogar (14-8)	2,718,733
2015	88	74	.543	1	+2.0	—	Jeff Banister	2,491,875
2016	95	67	.586	1	+9.0	—	Jeff Banister	2,710,402
2017	78	84	.481	T3	-23.0	-7.0	Jeff Banister	2,507,760
2018	67	95	.414	5	-36.0	-30.0	Jeff Banister (64-88) Don Wakamatsu (3-7) Chris Woodward	2,107,107
2019	78	84	.481	3	-29.0	-18.0		2,132,994
Totals	3760	3880	.492					98,458,767

* One Tie; ** Two Ties; @ Recognized as AL West leader through games of Aug. 11. No division titles were awarded.; ^ Won first AL Wild Card spot

MANAGERS WON-LOST RECORDS (RANKED BY WINS)

MANAGER	YEARS	GAMES	WON	LOST	PCT.	MANAGER	YEARS	GAMES	WON	LOST	PCT.
Ron Washington	2007-14	1275	664	611	.521	Don Zimmer	1981-82	201	95	106	.473
Bobby Valentine	1985-92	1186	581	605	.490	Chris Woodward	2019	162	78	84	.481
Johnny Oates	1995-2001	+983	506	476	.515	Ted Williams	1972	154	54	100	.351
Jeff Banister	2015-18	638	325	313	.509	Whitey Herzog	1973	138	47	91	.341
Buck Showalter	2003-06	648	319	329	.492	Toby Harrah	1992	76	32	44	.421
Pat Corrales	1978-80	+326	160	164	.494	Darrell Johnson	1982	66	26	40	.394
Doug Rader	1983-85	+356	155	200	.437	Tim Bogar*	2014	22	14	8	.636
Billy Hunter	1977-78	254	146	108	.575	Don Wakamatsu*	2018	10	3	7	.300
Frank Lucchesi	1975-77	291	142	149	.488	Connie Ryan*	1977	6	2	4	.333
Kevin Kennedy	1993-94	276	138	138	.500	Eddie Stanky	1977	1	1	0	1.000
Billy Martin	1973-75	+279	137	141	.493	Del Wilber*	1973	1	1	0	1.000
Jerry Narron	2001-02	296	134	162	.453						

*Interim +One Tie ++Two Ties

ALL-STAR BREAK / HALFWAY POINT RECORDS

Year	Date of AS Game	Record Before	Pos.	GB/GA	Record After	Final Record	First 81 Games	Second 81 Games
1972	July 25	37-53	6th	-18.5	17-47	54-100	*33-44	21-56
1973	July 24	34-61	6th	-20.5	23-44	57-105	29-52	28-53
1974	July 23	48-50	4th	-8.0	36-26	84-76	41-40	43-36
1975	July 15	41-49	4th	-15.5	38-34	79-83	38-43	41-40
1976	July 13	44-38	2nd	-7.0	32-48	76-86	44-37	32-49
1977	July 19	46-44	4th	-8.0	48-24	94-68	40-41	54-27
1978	July 11	42-41	3rd	-2.5	45-34	87-75	41-40	46-25
1979	July 17	52-39	2nd	-2.0	31-40	83-79	47-34	36-45
1980	July 8	37-42	3rd	-9.5	39-43	76-85	38-43	38-42
1981	Aug. 9	33-22	2nd	-1.5	24-26	57-48	@32-20	25-28
1982	July 13	35-46	5th	-11.5	29-52	64-98	35-46	29-52
1983	July 6	44-34	1st	+2.0	33-51	77-85	44-37	33-48
1984	July 10	38-49	7th	-7.5	31-43	69-92	36-45	33-47
1985	July 16	32-56	7th	-20.5	30-43	62-99	31-50	31-49
1986	July 15	47-41	2nd	-1.5	40-34	87-75	44-37	43-38
1987	July 14	41-45	6th	-6.5	34-42	75-87	38-43	37-43
1988	July 12	40-46	6th	-13.0	30-45	70-91	38-43	32-48
1989	July 11	47-39	4th	-5.5	36-40	83-79	44-37	39-42
1990	July 10	40-44	6th	-12.0	43-35	83-79	37-44	46-35
1991	July 9	44-33	T1st	--	41-44	85-77	45-36	40-41
1992	July 14	48-42	3rd	-6.5	29-43	77-85	43-38	34-47
1993	July 13	44-42	T2nd	-1.0	42-34	86-76	40-41	46-35
1994	July 12	42-45	1st	+3.0	10-17	52-62	*29-28	23-34
1995	July 11	39-30	T1st	--	35-40	74-70	\$41-31	33-39
1996	July 9	44-39	1st	+4.0	39-36	80-72	49-32	41-40
1997	July 8	43-42	3rd	-5.0	34-43	77-85	40-41	37-44
1998	July 7	48-39	2nd	-1.5	40-35	88-74	46-35	42-39
1999	July 13	48-39	1st	+5.0	47-28	95-67	46-35	49-32
2000	July 11	42-43	4th	-8.5	29-48	71-91	39-42	32-49
2001	July 10	35-52	4th	-28.0	38-37	73-89	32-49	41-40
2002	July 9	39-47	4th	-15.0	34-42	72-90	36-45	36-45
2003	July 15	38-65	4th	-20.0	33-36	71-91	32-49	39-42
2004	July 13	49-37	T1st	--	40-36	69-73	46-35	43-38
2005	July 12	40-43	2nd	-5.0	33-43	83-68	43-38	36-45
2006	July 11	45-43	T1st	--	35-39	80-82	41-40	39-42
2007	July 10	38-50	4th	-15.0	37-37	75-87	34-47	41-40
2008	July 15	50-46	3rd	-7.5	29-37	79-83	41-40	38-43
2009	July 14	48-39	2nd	-1.5	39-36	87-75	45-36	42-39
2010	July 13	50-38	1st	+4.5	40-34	90-72	48-33	42-39
2011	July 12	51-41	1st	+1.0	45-25	96-66	43-38	53-28
2012	July 10	52-34	1st	+4.0	41-35	93-69	50-31	43-38
2013	July 16	54-41	2nd	-2.0	37-31	91-72	47-34	44-38
2014	July 15	38-57	5th	-21.0	29-38	67-95	37-44	30-51
2015	July 14	42-46	3rd	-6.0	46-28	88-74	41-40	47-34
2016	July 12	54-36	1st	+5.5	41-31	95-67	52-29	43-38
2017	July 11	43-45	T2nd	-16.5	35-39	78-84	40-41	38-43
2018	July 17	41-56	5th	-22.0	26-39	67-95	35-46	32-49
2019	July 9	48-42	3rd	-9.0	30-42	78-84	45-36	33-48

* through 72 games - Season 154 games; @ through 52 games - Season 105 games; ^through 57 games - Season 114 games; \$ through 72 games - Season 144 games

RANGERS VS. DIVISIONS

YEAR	AL. WEST			AL. CENTRAL			AL. EAST			NATIONAL LEAGUE		
	TOTAL	HOME	ROAD	TOTAL	HOME	ROAD	TOTAL	HOME	ROAD	TOTAL	HOME	ROAD
1972	28-54	17-24	11-30				26-46	14-22	12-24			
1973	32-58	22-23	10-35				25-47	13-23	12-24			
1974	45-43	22-22	23-21				39-33	20-16	19-17			
1975	42-48	21-24	21-24				37-35	18-17	19-18			
1976	46-44	25-20	21-24				30-42	14-22	16-20			
1977	52-38	26-19	26-19				42-30	18-18	24-12			
1978	52-38	33-13	19-25				35-37	19-17	16-20			
1979	44-39	20-19	24-15				39-45	24-18	15-27			
1980	30-47	15-23	15-24				46-38	24-18	22-20			
1981	30-21	15-12	15-9				27-27	17-12	10-15			
1982	36-42	22-17	14-25				28-56	16-26	12-30			
1983	43-35	25-14	18-21				34-50	19-23	15-27			
1984	36-42	17-22	19-20				33-50	17-24	16-26			
1985	33-45	21-18	12-27				29-54	16-25	13-29			
1986	47-31	28-11	19-20				40-44	23-19	17-25			
1987	38-40	20-19	18-21				37-47	23-19	14-28			
1988	34-44	17-22	17-22				36-47	21-21	15-26			
1989	42-36	22-17	20-19				41-43	23-19	18-24			
1990	38-40	22-18	16-22				45-39	25-17	20-22			
1991	43-35	21-18	22-17				42-42	25-17	17-25			
1992	39-39	20-19	19-20				38-36	16-26	22-20			
1993	37-41	24-15	13-26				49-35	26-16	23-19			
1994	8-22	4-13	4-9	23-20	13-12	10-8	21-20	14-7	7-13			
1995	18-21	10-9	8-12	31-29	18-14	13-15	25-20	13-8	12-12			
1996	18-21	10-10	8-11	30-31	15-16	15-15	42-20	25-5	17-15			
1997	15-21	6-12	9-9	31-24	15-12	16-12	21-34	11-17	10-17	10-6	7-1	3-5
1998	20-16	10-8	33-22	19-9	14-13	10-8	27-28	16-11	11-17	8-8	3-5	5-3
1999	21-16	12-7	9-9	35-17	22-6	13-11	29-26	11-14	18-12	10-8	6-3	4-5
2000	17-19	10-8	7-11	25-27	12-12	13-15	22-34	15-15	-1-9	7-11	5-4	2-7
2001	27-31	15-14	12-17	17-28	11-16	6-12	21-20	11-6	10-14	8-10	4-5	4-5
2002	20-38	13-16	7-22	18-27	11-7	7-20	25-16	15-10	10-6	9-9	3-6	6-3
2003	24-34	15-14	9-20	21-20	16-9	5-11	22-23	10-8	12-15	4-14	2-7	2-7
2004	31-27	17-11	14-16	23-20	9-10	14-10	25-18	19-5	6-13	10-8	6-3	4-5
2005	25-32	12-17	13-15	25-15	13-5	12-10	20-27	12-13	8-14	9-9	7-2	2-7
2006	29-28	16-13	13-15	22-22	8-15	14-7	22-21	10-10	12-11	7-11	5-4	2-7
2007	27-30	18-10	9-20	17-25	10-9	7-16	20-25	13-12	7-13	11-7	6-3	5-4
2008	30-27	14-14	16-13	22-22	11-11	11-17	17-28	9-13	8-13	10-8	6-3	4-5
2009	30-27	17-11	13-16	21-19	11-8	10-11	27-20	16-9	11-11	9-9	4-5	5-4
2010	32-25	18-11	14-14	25-18	16-7	9-11	19-25	11-9	8-16	14-4	6-3	8-1
2011	40-17	20-7	20-10	25-18	15-7	10-11	22-22	13-10	9-12	9-9	4-5	5-4
2012	27-30	17-13	10-17	28-19	14-10	14-9	24-16	12-6	12-10	14-4	7-2	7-2
2013	53-23	26-12	27-11	13-19	8-8	5-11	15-20	7-11	8-9	10-10	5-5	5-5
2014	33-43	14-25	19-18	14-19	6-10	8-9	10-23	6-10	4-13	10-10	7-3	3-7
2015	36-40	17-21	19-19	18-14	9-7	9-7	23-11	12-5	11-6	11-9	5-5	6-4
2016	47-58	26-11	21-18	19-14	11-7	8-7	16-17	10-6	6-11	13-7	6-4	7-3
2017	34-42	18-20	16-22	18-16	10-7	8-9	12-20	6-10	6-10	14-6	7-3	7-3
2018	28-48	13-25	15-23	18-15	9-7	8-8	18-21	7-10	5-11	9-11	5-5	4-6
2019	78-84	45-36	33-48	18-16	10-8	8-8	18-14	9-6	9-8	9-11	4-6	5-5
TOTALS	1635-1715	888-777	747-909	590-536	321-249	268-287	1355-1490	744-681	611-819	225-199	120-92	105-107

RANGERS AGAINST THE AMERICAN LEAGUE

FRONT OFFICE

COACHES

PLAYERS

2019 REVIEW

OPPOSITIONS

RECORDS

DEVELOPMENT

MEDIA

YEAR	BAL	BOS	CWS	CLE	DET	KC	LAA	MIL*	MIN	NYN	OKA	SEA	TB	TOR	AL TOT
1972	6-6	4-8	4-14	3-9	2-10	6-8	7-10	7-5	7-11	4-8	4-11				54-100
1973	2-10	3-9	5-13	5-7	7-5	7-11	7-11	4-8	6-12	4-8	7-11				57-105
1974	8-4	7-5	7-9	8-4	7-5	10-8	9-9	5-7	9-9	4-8	10-8				84-76
1975	5-7	4-8	13-5	7-5	11-1	4-14	9-9	6-6	10-8	4-8	6-12				79-83
1976	4-8	9-3	11-7	5-7	7-5	11-7	6-12	2-10	7-11	3-9	11-7				76-86
1977	6-4	4-6	9-6	9-2	8-2	7-8	10-5	5-5	7-8	3-7	13-2	6-9		7-4	94-68
1978	4-7	7-3	4-11	9-1	3-7	8-7	10-5	4-6	9-6	4-6	9-6	12-3		4-7	87-75
1979	6-6	6-6	2-11	7-5	6-6	7-6	8-5	3-9	9-4	4-8	11-2	7-6		7-5	83-79
1980	6-6	7-5	7-6	6-6	8-4	3-10	2-11	7-5	3-9	5-7	6-7	9-4		7-5	76-85
1981	1-2	6-3	4-2	2-2	3-9	4-3	4-2	5-4	8-5	4-5	2-4	8-5		6-2	57-48
1982	3-9	2-10	5-8	5-7	4-8	6-7	5-8	5-7	8-5	5-7	8-5	4-9		4-8	64-98
1983	3-9	5-7	5-8	9-3	4-8	5-8	7-6	4-8	8-5	5-7	11-2	7-6		4-8	77-85
1984	3-9	7-5	8-5	3-9	2-10	7-6	8-5	6-5	5-8	6-6	5-8	3-10		6-6	69-92
1985	2-10	7-5	3-10	5-7	5-7	7-6	4-9	3-8	5-8	4-8	7-6	7-6		3-9	62-99
1986	7-5	4-8	11-2	6-6	6-7	5-8	5-8	8-4	7-6	5-7	10-3	9-4		5-7	87-75
1987	5-7	5-7	6-7	10-2	4-8	6-7	8-5	3-9	7-6	7-5	7-6	4-9		3-9	75-87
1988	6-6	4-8	5-8	6-6	4-8	6-7	5-8	4-8	6-7	6-5	5-8	7-6		6-6	70-91
1989	3-9	6-6	10-3	5-7	8-4	5-8	7-6	7-5	8-5	7-5	5-8	7-6		5-7	83-79
1990	4-8	7-5	6-7	5-7	6-6	8-5	5-8	7-5	8-5	9-3	5-8	6-7		7-5	83-79
1991	3-9	7-5	5-8	8-4	6-6	6-7	8-5	5-7	7-6	7-5	9-4	8-5		6-6	85-77
1992	5-7	8-4	8-5	7-5	4-8	7-6	4-9	5-7	7-6	6-6	4-9	9-4		3-9	77-85
1993	8-4	6-6	5-8	5-7	6-6	6-7	7-6	8-4	6-7	9-3	8-5	5-8		7-5	86-76
1994	3-3	5-1	5-4	7-5	7-5	3-4	4-6	3-3	5-4	2-3	3-7	1-9		4-8	52-62
1995	1-4	4-3	7-5	3-6	8-4	6-8	7-6	7-5	8-5	3-6	8-5	3-10		9-3	74-70
1996	10-3	6-6	4-8	8-4	9-4	6-6	9-4	7-6	5-7	7-5	6-7	3-10		10-2	90-72
1997	1-10	8-3	8-3	6-5	4-7	5-6	4-8	4-7	8-3	4-7	7-5	4-8		4-7	67-79
1998	5-6	5-6	6-5	7-4	8-3	8-3	7-5	4-7	4-7	3-8	6-6	7-5	7-4	7-4	80-66
1999	6-6	5-4	5-5	7-3	5-5	6-4	6-6	12-0	4-8	7-5	8-5	8-4		6-4	85-59
2000	6-6	3-7	5-5	4-6	5-5	7-3	5-7	4-8	2-10	7-5	5-7	7-5		4-6	64-80
2001	7-2	2-5	2-7	4-5	1-8	5-4	12-7	5-4	4-3	10-9	5-15	5-4		3-6	65-79
2002	6-3	3-4	4-5	5-4	4-5	2-7	7-12	3-6	3-4	6-13	7-13	5-4		8-1	63-81
2003	2-7	4-5	4-3	5-4	6-1	2-7	10-9	4-5	5-4	4-15	10-10	6-3		5-4	67-77
2004	2-5	5-4	3-6	8-1	5-4	5-4	10-9	2-5	4-5	9-11	12-7	7-2		7-2	79-65
2005	6-4	2-7	6-3	3-3	2-4	8-2	4-15	6-3	3-7	8-11	13-6	2-6		7-3	70-74
2006	6-3	4-5	5-5	4-5	5-5	3-3	8-11	5-4	2-8	10-9	11-8	6-3		4-2	73-71
2007	6-4	4-6	4-2	3-6	4-5	4-5	9-10	2-1	2-7	1-5	10-9	8-11		4-5	64-80
2008	5-4	1-9	3-3	4-6	3-6	7-2	7-12	5-5	4-3	12-7	11-8	3-6		4-4	69-75
2009	5-5	7-2	4-2	8-1	2-7	3-3	11-8	4-6	4-5	8-11	11-8	6-3		5-5	78-66
2010	4-6	6-4	5-4	4-2	6-3	7-2	10-9	2-1	3-7	4-4	10-9	12-7		2-4	76-68
2011	5-1	6-4	4-4	9-1	3-6	6-2	12-7	3-5	2-7	13-6	15-4	5-4		4-6	87-57
2012	5-2	6-2	3-6	5-4	7-3	5-4	9-10	8-2	3-4	8-11	10-9	4-5		6-3	79-65
2013	2-5	4-2	2-4	1-5	4-3	3-3	15-4	2-2	3-4	4-3	9-10	12-7		4-4	81-62
2014	1-6	2-4	4-2	1-6	3-4	1-5	5-14	5-2	3-4	10-9	10-9	2-5		2-4	57-86
2015	6-1	5-2	3-3	3-3	5-2	4-3	7-12	3-3	5-2	9-10	7-12	10-2		5-2	77-65
2016	4-3	3-3	2-4	5-2	4-2	6-1	10-9	2-1	2-5	4-3	10-9	12-7		2-4	82-60
2017	1-6	1-5	3-4	1-6	5-1	6-1	11-8	3-4	3-3	8-11	8-11	4-2		3-4	64-78
2018	4-3	1-6	3-4	2-4	4-3	5-2	6-13	4-2	3-4	6-13	9-10	1-5		3-3	58-84
2019	6-1	3-4	3-4	3-4	6-0	5-2	10-9	1-2	1-6	3-3	6-13	11-8		3-3	69-73

* 2012-215-261 230-245 250-273 255-223 245-245 269-260 360-392 143-170 274-276 204-269 373-378 343-331 98-87 212-218 3535-3682
 ^ - Milwaukee moved to National League following the 1997 season

RANGERS AGAINST THE NATIONAL LEAGUE

YEAR	ATL	ARI	CHI	CIN	COL	MIA	HOU^	LA	NY	PHI	PIT	STL	SD	SF	WSH	NL TOT
1997						3-1		3-1					2-2	2-2		10-6
1998		3-1				2-1		0-3					2-1	1-2		8-8
1999		3-3				1-2		2-1					1-2	3-0		10-8
2000		4-2				0-3		1-2					2-1	0-3		7-11
2001						2-1		1-2					1-2	1-2		8-10
2002	0-3						3-3				3-0					9-9
2003	0-3					1-2	2-4		1-2						0-3	4-14
2004				0-3			3-0	3-3			3-0	1-2				10-8
2005	2-1					1-2	4-2			0-3					2-1	9-9
2006		3-0					2-4						1-2	0-3		7-11
2007					1-2		4-2				1-2					11-7
2008	2-1						3-3		1-2	2-1					2-1	10-8
2009		2-1					5-1	1-2					1-2	0-3		9-9
2010				1-2			5-1				3-0					14-4
2011	2-1					1-2	4-2		1-2	1-2						9-9
2012		2-1			2-1		5-1					3-0	2-1			14-4
2013		2-2	1-2	2-1			17-2				0-3	3-0				10-10
2014	3-0					1-3	2-2	8-11	1-2	2-1					1-2	10-10
2015		1-3				2-1		13-6	3-1				3-3	2-1		11-9
2016			1-2	2-2	3-1			15-4			2-1	3-0				13-7
2017	2-1					1-2		7-12		2-2	3-0			3-1	3-0	14-6
2018		2-2				2-1			0-4				4-2	1-2		9-11
2019		1-3	2-1	2-1												9-11
TOTALS	11-10	23-18	9-9	10-9	19-17	12-10	102-65	11-16	6-10	8-7	13-9	9-3	23-18	12-18	8-7	225-199

^ - Houston moved to American League for the 2013 season

FRANCHISE MONTHLY HIGHS AND LOWS

Wins	Losses	Highest Winning Pct.	Lowest Winning Pct.
21 September, 1978	24 August, 1973	.778 (21-6) June, 2010	.115 (3-23) September, 1972
June, 2010	23 September, 1972	.773 (17-5) April, 1989	.200 (6-24) August, 1973
20 May, 2009	22 July, 1976	.760 (19-6) September, 2011	.231 (6-20) July, 2014
August, 2013	August, 1979	.741 (20-7) August, 2013	.267 (8-22) July, 1976
June, 2016	21 August, 2000	.739 (17-6) April, 2012	.259 (7-20) June, 2003
19 August, 1975	20 July, 1978	.720 (18-7) April, 1998	.286 (8-20) July, 1983
July, 1977	August, 1982	.720 (18-7) May, 2005	.290 (9-22) August, 1979
August, 1977	July, 1983	.714 (20-8) June, 2016	.296 (8-19) May, 1990
September, 1977	June, 2003	.704 (19-8) July, 1977	.296 (8-19) May, 2001
September, 1979	May, 2007	.704 (19-8) September, 1979	.300 (9-21) August, 2000
June, 1983	July, 2014	.690 (20-9) May, 2009	.308 (8-18) May, 1982
May, 2008	19 7 times	.680 (17-8) July, 2009	
September, 2011		.679 (19-9) June, 1983	
June, 2012		.679 (19-9) June, 2012	
August, 2012			
May, 2015			

RANGERS BY MONTH AND DAY OF WEEK

YEAR	MARCH	APRIL	MAY	JUNE	JULY	AUG.	SEPT.	OCT.	SUN.	MON.	TUE.	WED.	THU.	FRI.	SAT.	TOTAL
1972	—	7-6	10-18	10-14	12-19	10-19	3-23	2-1	14-14	3-12	8-16	6-15	5-11	9-14	9-18	54-100
1973	—	6-10	9-18	10-18	15-17	6-24	11-18	—	12-17	6-9	9-17	7-18	6-9	14-12	3-23	57-105
1974	—	13-8	11-16	15-14	14-14	16-13	14-10	1-1	16-15	6-8	10-9	13-13	7-13	14-9	18-9	84-76
1975	—	9-9	14-14	13-16	12-18	19-12	12-14	—	13-15	7-8	14-13	12-9	8-10	13-15	12-13	79-83
1976	—	9-6	15-12	16-12	8-22	12-19	13-15	3-0	15-15	9-9	10-13	8-14	6-11	14-11	14-13	76-86
1977	—	10-8	11-13	14-16	19-8	19-13	19-10	2-0	17-15	11-8	11-8	17-8	9-7	16-10	13-12	94-68
1978	—	9-10	14-12	16-13	10-20	16-10	21-10	1-0	15-15	9-10	8-12	12-7	12-7	16-13	15-11	87-75
1979	—	12-7	16-13	16-13	11-16	9-22	19-8	—	12-16	7-11	16-8	13-10	7-9	13-14	15-11	83-79
1980	—	10-8	12-15	13-15	14-13	15-15	9-17	3-2	14-15	13-4	9-14	7-17	10-10	16-11	11-14	76-85
1981	—	10-7	16-12	7-5	0-0	9-10	13-15	2-1	8-9	8-5	9-9	10-5	5-5	8-6	9-9	57-48
1982	—	6-11	8-18	14-11	11-19	12-20	13-16	0-3	11-17	7-13	5-17	11-13	7-8	12-14	11-16	64-98
1983	—	12-9	10-15	19-9	8-20	12-19	16-11	0-2	13-14	7-10	14-10	11-14	7-8	14-14	11-15	77-85
1984	—	8-14	12-15	15-15	10-17	15-13	9-18	—	8-17	6-11	13-12	8-15	9-10	15-11	10-16	69-92
1985	—	7-12	10-17	11-17	11-16	9-18	12-16	2-3	12-14	10-11	10-13	4-18	4-13	15-11	7-19	62-99
1986	—	9-10	15-13	16-13	12-14	17-12	15-11	3-2	12-15	8-11	13-11	14-10	8-7	17-19	15-12	87-75
1987	—	8-11	11-16	16-12	14-13	12-17	14-14	0-4	14-13	7-12	14-10	12-13	2-10	12-16	14-13	75-87
1988	—	8-13	17-11	12-15	13-18	14-14	9-19	1-1	10-16	12-15	6-12	14-10	8-15	7-10	13-13	70-91
1989	—	17-5	10-17	16-16	13-12	12-16	15-15	0-1	13-12	9-7	10-12	13-11	12-10	14-13	12-14	83-79
1990	—	11-9	8-19	16-13	17-9	14-15	16-12	1-2	6-19	12-9	8-17	15-10	10-5	15-11	17-8	83-79
1991	—	8-8	18-9	13-14	13-14	15-16	16-13	2-3	17-7	10-8	15-10	9-14	9-10	11-16	14-12	85-77
1992	—	13-11	16-12	14-13	11-15	11-18	10-14	2-2	16-10	5-12	12-12	13-12	9-8	11-18	11-13	77-85
1993	—	11-10	14-14	10-16	17-11	17-12	16-11	1-2	14-13	13-9	15-11	13-10	8-6	11-15	12-12	86-76
1994	—	9-12	14-14	12-15	15-14	2-7	—	—	5-13	8-5	9-7	7-10	6-7	12-7	5-13	52-62
1995	—	2-3	16-12	17-10	9-18	15-14	14-13	1-0	13-10	5-11	9-11	10-13	11-6	11-12	15-7	74-70
1996	—	16-10	18-9	14-13	13-14	16-12	13-14	—	16-11	10-9	14-10	14-9	4-14	12-13	20-6	90-72
1997	—	14-10	15-13	10-17	11-16	14-17	13-12	—	13-13	6-13	9-14	14-7	11-10	10-16	14-12	77-85
1998	0-1	18-7	15-13	13-15	11-15	16-13	15-10	—	13-13	8-7	14-10	14-9	12-9	14-13	13-13	88-74
1999	—	13-10	17-10	15-13	16-9	18-12	16-10	0-3	13-12	11-11	15-9	19-5	9-5	16-11	12-14	95-67
2000	—	8-15	18-10	17-15	13-13	9-21	12-16	0-1	10-16	8-8	12-13	12-13	8-11	10-15	12-14	71-91
2001	—	11-14	8-19	12-15	17-10	13-16	11-10	1-5	15-12	4-9	11-14	8-18	11-10	14-10	10-16	73-89
2002	—	10-15	11-16	14-14	10-17	15-12	12-16	—	8-17	6-9	8-17	17-8	13-8	11-14	9-17	72-90
2003	1-0	12-14	12-15	7-20	13-14	17-12	9-16	—	13-14	7-3	11-14	11-14	11-12	9-17	9-17	71-91
2004	—	13-9	14-13	17-9	13-14	16-12	14-15	2-1	11-15	7-7	14-10	13-11	11-11	13-12	20-7	89-73
2005	—	12-13	18-7	10-17	13-14	11-18	15-12	0-2	13-13	7-8	10-16	14-11	6-13	14-12	15-10	79-83
2006	—	13-12	15-13	13-14	11-15	17-12	11-15	0-1	16-10	8-10	11-14	10-15	10-7	16-10	9-16	80-82
2007	—	10-15	9-20	14-12	14-12	14-14	14-14	—	14-12	6-9	16-10	10-14	4-15	13-13	12-14	75-87
2008	0-1	10-17	19-10	14-13	13-12	11-18	12-12	—	13-14	6-12	16-9	12-12	9-8	13-13	10-15	79-83
2009	—	10-11	20-9	11-15	17-8	14-15	13-15	2-2	14-13	7-9	15-11	14-9	10-8	17-9	10-16	87-75
2010	—	11-12	21-6	14-13	13-15	15-12	11-2	—	13-13	7-7	13-10	17-8	13-9	15-12	14-10	90-72
2011	—	16-11	13-15	14-13	18-9	18-12	19-4	—	16-10	13-5	13-12	13-11	10-10	19-6	12-12	96-66
2012	—	17-6	14-14	19-9	9-14	19-10	15-13	0-3	19-8	10-9	13-12	13-11	10-6	14-11	14-12	93-69
2013	0-1	17-8	17-11	14-14	11-15	20-7	12-16	—	14-13	12-9	13-11	15-8	10-6	14-12	13-13	91-72
2014	0-1	15-12	13-15	9-17	6-20	10-18	14-12	—	12-14	8-11	8-17	12-13	7-8	12-14	8-18	67-95
2015	—	7-14	19-11	14-13	10-14	18-10	18-10	2-2	11-15	9-7	16-9	12-13	11-7	14-12	15-11	88-74
2016	—	14-10	17-11	20-8	11-15	18-10	15-11	0-2	13-12	13-9	17-8	11-14	7-6	16-10	18-8	95-67
2017	—	11-14	15-14	13-13	11-14	16-12	12-16	0-1	10-16	6-12	11-13	12-14	10-6	15-11	14-12	78-84
2018	1-2	10-17	13-16	14-11	8-17	12-14	9-18	—	9-18	6-14	9-16	10-10	6-7	15-12	12-15	67-95
2019	2-1	12-13	14-13	16-11	8-16	13-16	11-14	—	14-13	7-5	8-17	14-12	11-8	10-16	14-13	78-84
Totals	4-7	525-506	666-654	661-637	576-687	664-696	629-628	35-55	613-653	390-440	554-580	570-561	402-429	638-585	595-632	3760-3880

RANGERS MISCELLANEOUS RECORDS

YEAR	ONE-RUN GAMES	TWO-RUN GAMES	HOME	ROAD	DAY	NIGHT	EXTRA INNINGS	DOUBLE-HEADERS	SPLIT DWS
1972	19-28	8-20	31-46	23-54	20-30	34-70	5-11	3-4	—
1973	14-23	14-22	35-46	22-59	10-30	47-75	10-6	2-7	—
1974	22-13	18-14	42-38	42-38	21-19	63-57	16-9	1-3	—
1975	33-21	13-21	39-41	40-42	18-15	61-68	16-10	2-4	—
1976	33-29	11-19	39-42	37-44	17-20	59-66	13-13	1-5	—
1977	30-29	15-10	42-30	50-31	23-18	71-50	14-6	7-4	—
1978	33-29	13-14	53-30	35-45	15-20	72-55	9-7	6-2	—
1979	23-30	15-11	44-37	44-37	16-12	69-42	8-4	1-4	—
1980	20-30	11-16	39-41	37-44	19-19	57-66	9-9	1-2	—
1981	13-15	9-7	32-24	25-24	13-18	44-30	4-4	0-1	—
1982	20-26	13-20	38-43	26-55	14-20	50-78	6-6	2-1	—
1983	23-28	15-24	44-37	33-48	12-21	65-64	8-11	1-3	—
1984	25-29	11-20	34-46	35-46	13-22	56-70	7-10	0-2	—
1985	11-27	18-18	37-43	25-56	12-25	50-74	1-8	0-1	—
1986	28-26	14-13	51-30	36-45	17-17	70-58	10-8	3-0	—
1987	18-21	19-19	43-38	32-49	12-21	63-66	8-9	1-0	—
1988	21-31	14-12	38-43	32-48	15-20	55-71	7-5	0-1	—
1989	20-18	18-15	45-36	38-43	17-13	66-66	8-4	1-2	—
1990	37-22	13-19	47-35	36-44	13-16	70-63	8-5	0-2	—
1991	21-23	18-13	46-35	39-42	18-13	67-64	14-10	0-1	—
1992	25-22	18-16	36-45	41-40	17-14	60-71	9-7	1-0	—
1993	22-23	16-14	50-31	36-45	21-16	65-60	6-5	1-1	—
1994	16-18	9-14	31-32	21-30	10-18	42-44	5-8	1-0	—
1995	21-18	11-13	41-31	33-39	14-17	60-53	6-6	0-1	—
1996	20-21	16-13	50-31	40-41	28-16	62-56	5-7	1-0	—
1997	18-29	14-11	39-42	38-43	21-16	56-69	3-3	0-1	—
1998	19-17	16-11	48-33	40-41	16-22	72-52	5-3	0-1	0-1
1999	24-16	13-13	51-30	44-37	17-18	68-49	6-2	1-1	—
2000	27-25	11-19	42-39	29-52	16-23	55-68	5-5	1-0	—
2001	19-22	13-13	41-41	32-48	18-19	55-70	5-8	1-0	0-1
2002	18-26	13-18	42-39	30-51	15-21	57-69	6-12	1-2	—
2003	17-20	12-18	43-38	38-53	17-22	54-69	5-7	—	—
2004	24-19	20-17	51-30	38-43	25-26	64-47	5-4	2-0	—
2005	24-29	15-12	44-37	35-46	27-24	52-59	7-8	0-0	—
2006	17-26	18-12	39-42	41-40	16-22	64-60	2-5	—	0-1
2007	26-18	12-16	47-34	28-53	19-21	56-66	5-9	2-1	0-1
2008	28-18	12-15	40-41	39-42	17-24	62-59	5-6	1-0	—
2009	19-18	15-17	42-33	39-42	21-22	66-53	6-2	1-1	—
2010	30-23	16-17	51-30	39-42	19-25	71-47	11-6	—	—
2011	19-24	14-9	52-29	44-37	26-22	70-44	4-5	0-1	—
2012	24-22	16-11	50-31	43-38	26-15	67-54	8-5	0-1	0-2
2013	27-20	13-16	46-36	45-36	21-				

RANGERS TEAM RECORDS

TEAM RECORDS

GAMES WON

Season	96	2011
Home	53	2016
Road	50	1977
Consecutive	14	May 12-27, 1991
Consecutive, Home	11	May 26-June 22, 1986
Consecutive, Road	10	Sept. 26, 2011-April 21, 2012
Consecutive, Road, One Season	9	July 22-August 3, 1977; August 4-23, 2013 2013 vs. HOU
vs. One Team	17	2011
by Shutout	19	2011
Month	21	September, 1978
Most Successive Series Won	10	May 20-June 20, 2016
Most Series Swept	12	1999
Most Home Series Swept	7	2011
Most Road Series Swept	6	1999

GAMES LOST

Season	105	1973
Home	48	2014
Road	59	1973
Consecutive	15	Sept. 13-30, 1972
Consecutive, Home	9	May 13-29, 1990
Consecutive, Road	12	May 30-June 19, 2003
vs. One Team	15	2001 vs. SEA; 2003 vs. OAK 2005 vs. LAA
by Shutout	27	1972
Fewest Times Shut Out, Season	1	2001
Month	24	August, 1973

STANDINGS

Days in First Place	179	1999
Consecutive Days in First Place	176	April 9-Oct. 1, 2012
Games Over .500	31 (94-63)	Sept. 28, 1999
Largest Lead in Division	11.0	Sept. 30, 2010

GAMES

Season	163	1980, 1983, 1996, 2013
Month	32	July, 1977; August, 1977; August, 1982

EXTRA INNINGS

Extra Inning Games, Season	26	1976
Fewest Extra Inning Games	6	1998
Consecutive Extra Inning Games	4	Sept. 16-19, 2002 (at SEA)
Consecutive Extra Inn. Games Won	10	1977 (Last 10 played)

WINNING PERCENTAGE

Season	593	2011 (96-66)
Home	654	2016 (63-28)
Road	617	1977 (50-31)
Month	778	June, 2010 (21-6)

LOWEST WINNING PERCENTAGE

Season	351	1972 (54-100)
Home	403	1972 (31-46)
Road	272	1973 (22-59)
Month	115	September, 1972 (3-23)

PLAYERS USED

Season	64	2014
Pitchers, Season	40	2014
Players, Game	27	Sept. 1, 1993 at BOS
Pitchers, Game	11	Sept. 10, 2010 vs. NYY (13 inn.)
Players, Game, Both Clubs	54	SEA (29) at Texas (25); Sept. 25, 1992 (16 inn.)
Pitchers, Game, Both Clubs	19	NYY (8) at Texas (11); Sept. 10, 2010 (13 inn.)
Pitchers, Inning, Both Clubs	8	2x July 3, 2011 vs. FLA (4/4 in 8th); July 26, 2002 vs. OAK (4/4 in 7th)
Starting Pitchers, Season	19	2019
Consecutive Games, Different Starting Pitcher	8	Aug. 4-10, 1997

FEWEST PLAYERS USED

Season	35	1984
Pitchers, Season	13	1978

ROOKIES USED

Rookies	23	2014, 2019
Rookies, Pitchers	19	2019
Youngest Rookie to Make ML Debut	18	David Clyde, June 27, 1973; 18 years, 2 months
Oldest Rookie to Make ML Debut	35	Yoshinori Tateyama, May 24, 2011; 35 years, 149 days

- +Major League Record
- *American League Record
- ++Ties Major League Record
- ***Ties American League Record

LENGTH OF GAME

Innings	18	May 17, 1972 at KC June 6, 1991 at KC Aug. 25, 2001 vs. BOS June 24, 2004 vs. SEA June 15, 2013 at TOR Sept. 1, 2017 vs. LAA Aug. 25, 2001 vs. BOS Aug. 16, 1974 at CLE April 17, 1983 at BOS Sept. 22, 1992 vs. MIN
Time, 9 innings	4:33	
Time, Extra Innings	6:35	
Time, Shortest	1:36	
Longest 1-0 Game Won (Inn.)	14	
Longest 1-0 Game Lost (Inn.)	13	
Successive Extra Inning Games Between Same Clubs	++4	Sept. 16-19, 2002 at SEA

SCORING MARGIN

Largest Margin of Victory	+27	Aug. 22, 2007 at BAL (G1) (30-3)
Largest Margin of Defeat	-21	Sept. 30, 2000 at OAK (2-23)
Shutout Victory	16-0	Aug. 5, 2014 at CWS
Shutout Defeat	0-14	April 18, 1972 at CWS
	0-14	Sept. 4, 1973 at CWS
Largest Deficit Overcome to Win	10	down 4-14 to win 16-15 May 8, 2004 vs. DET ahead 9-0, 10-1 to lose 13-14 May 16, 2006 at NYY
Largest Lead Relinquished to Lose	.9	1996
Wins, by 10 or More Runs	10	1996
Losses, by 10 or More Runs	8	1994
Runs, One-Run Victory	17	May 5, 2000 vs. OAK (17-16)
1-0 Games, Won	5	1974, 1975, 1976, 1990, 2014
1-0 Games, Lost	7	1976

ERRORS

Season	191	1975
Season, Fewest	85	2012
Consecutive Games, No Errors	15	Aug. 4-19, 1996 (141.1 IP)

DOUBLE PLAYS

Season	191	2008
Game	6	Aug. 2, 2006 at MIN; April 15, 2011 at NYY

TEAM BATTING

BATTING AVERAGE

Season	293	1999
Season, Lowest	217	1972
Month	325	April, 1998
Players, .300+ Batting Average	4	1998, 1999

AT-BATS

Season	5,728	2008
Season, Fewest	5,029	1972
Game	68	June 24, 2004 vs. SEA (18 inn.)
Game, 9 innings	**57	Aug. 22, 2007 at BAL (G1)
Game, Fewest	17	June 6, 1980 vs. CWS
Plate Appearances, Game	77	June 6, 1991 at KC (18 inn.)
	77	Aug. 25, 2001 vs. BOS (18 inn.)
Plate Appearances, 9 Innings	**65	Aug. 22, 2007 at BAL (G1)
Game, Fewest PAs	19	June 3, 1973 vs. BAL; July 23, 2014 at NYY

SLUGGING PERCENTAGE

Season	479	1999
Season, Lowest	290	1972

ON-BASE PERCENTAGE

Season	361	1999
Season, Lowest	290	1972

RUNS

Season	945	1999
Fewest Runs, Season	461	1972
Month	185	August, 1977
Game	+30	Aug. 22, 2007 at BAL (G1)
Game, Road	+30	Aug. 22, 2007 at BAL (G1)
Shutout Game	16	Aug. 5, 2014 at CWS
Inning	16	April 19, 1996 vs. BAL (8th)
Extra Inning	+12	July 3, 1983 at OAK (15th)
Doubleheader	+39	Aug. 22, 2007 at BAL (G1)
Games 10+ Runs, Season	25	2008
Game, Both Clubs - 9 Innings	36	Aug. 12, 2008 at BOS (17-19)
Game, Both Clubs - Extra Inn.	25	July 1, 1979 vs. OAK (12-13 in 15 inn.); June 29, 1984 at CLE (12-13 in 13 inn.)
Inning, Both Clubs	18	May 8, 2004 vs. DET (5th)
Doubleheader, Both Clubs	49	Aug. 22, 2007 at BAL (30-3, 9-7)
Game, Opponent	23	Sept. 30, 2000 at OAK
Inning, Opponent	13	Sept. 14, 1978 vs. CAL (9th) Aug. 8, 2001 vs. DET (9th)

FRONT OFFICE
COACHES
PLAYERS
2019 REVIEW
OPPONENTS
RECORDS
DEVELOPMENT
MEDIA

HITS

Season	1,653	1999
Fewest Hits, Season.....	1,092	1972
Game.....	29	Aug. 22, 2007 at BAL (G1)
Inning.....	10	May 17, 2001 vs. CLE (2nd)
		Aug. 22, 2007 at BAL (G1-6th)
		Aug. 9, 1990 at CLE (6th)
		May 17, 2001 vs. CLE (2nd)
		Aug. 22, 2007 at BAL
		2011
Consecutive Hits, Inning.....	9	June 28, 1996 at SEA:
		Texas (16) at SEA (22)
		Aug. 22, 2007 at BAL (G1):
		Texas (29) at BAL (9)
		July 25, 2011 vs. MIN:
		Texas (27) vs. MIN (11)
		July 1, 1979 vs. OAK (15 inn.):
		Texas (21) vs. OAK (29)
Doubleheader.....	40	Aug. 22, 2007 at BAL:
Players, 100+ Hits, Season.....	+10	Texas (40) at BAL (19)
Game, Both Clubs - 9 innings.....	38	Aug. 9, 1999 vs. TOR
		May 14, 1983 vs. BAL (11 inn.)
		July 20, 1994 at CLE (14 inn.)
Game, Both Clubs - Extra Inn.....	50	
Doubleheader, Both Clubs.....	59	
Game, Opponent - 9 innings.....	25	
Game, Opponent - Extra Innings.....	22	

DOUBLES

Season	+376	2008
Fewest Doubles, Season.....	166	1972
Game.....	9	May 23, 2008 at CLE
Inning.....	*6	July 31, 2002 vs. NYY (2nd)

TRIPLES

Season	46	1989
Fewest Triples, Season.....	17	1972, 1975
Game.....	4	July 26, 1973 vs. CAL

TOTAL BASES

Season	2,705	1999
Fewest Total Bases, Season.....	1,460	1972
Game.....	49	Aug. 22, 2007 at BAL (G1)

LEFT ON BASE

Season	1,253	1996
Season, Fewest.....	1,015	2017
Game, 9 Innings.....	17	Aug. 9, 1990 at CLE
		June 1, 2007 at SEA
		June 9, 2018 vs. HOU
		Aug. 9, 1974 vs. DET (14 Inn.)
		10x, last Sept. 20, 2019 at OAK
Game, Extra Innings.....	22	
Game, Fewest.....	0	

EXTRA BASE HITS

Season	605	2008
Fewest Extra Base Hits, Season.....	239	1972
Game.....	13	Sept. 2, 2018 vs. MIN:
		6 2B, 1 3B, 6 HR
		July 31, 2002 vs. NYY (2nd)
		June 8-Sept. 24, 2001
Inning.....	7	
Cons. Games With XBH.....	93	

RUNS BATTED IN

Season	897	1999
Season, Fewest.....	424	1972
Game.....	+30	Aug. 22, 2007 at BAL (G1)
Players, 100+ RBI, Season.....	4	1999
DH RBI.....	138	1999

WALKS

Season	660	1996
Season, Fewest.....	417	2014
Season, Intentional BB.....	56	1993
Season, Fewest Intentional BB.....	16	2018
Game - 9 Innings.....	14	Sept. 12, 1990 at NYY
Game - Extra Innings.....	17	Aug. 9, 1974 vs. DET (14 inn.)

STRIKEOUTS

Season	1,578	2019
Fewest Strikeouts, Season.....	589	1980
Game.....	21	Aug. 6, 2007 vs. OAK (13 inn.)
Game, 9 Innings.....	+20	May 25, 2017 at BOS
Successive Strikeouts, Game.....	7	June 15, 1984 at SEA (Langston)
		May 28, 1986 vs. CWS (Cowley)
		Sept. 21, 2008 vs. LAA (Lackey)
		May 28, 1986 vs. CWS (Cowley)
Successive K's, Start of Game.....	*7	

HIT BY PITCH

Season	88	2018
Season, Fewest.....	20	1984
Game.....	+6	June 9, 2018 vs. HOU

SACRIFICE HITS

Season	116	1977
Season, Fewest.....	9	2005
Game.....	5	Aug. 9, 1974 vs. DET
		Aug. 1, 1977 vs. CWS
		Sept. 1, 1993 vs. BOS

SACRIFICE FLIES

Season	69	1996
Season, Fewest.....	32	1982, 2005
Game.....	4	June 6, 1976 vs. DET
		July 26, 1994 vs. MIN
		Sept. 29, 2004 vs. ANA
		Sept. 22, 2015 at OAK

GROUNDED INTO DOUBLE PLAYS

Season	161	2001
Season, Fewest.....	91	2000
Game.....	5	July 22, 1980 vs. BOS
		Sept. 10, 1988 vs. CAL
		Aug. 31, 1993 vs. BOS
		May 18, 1999 vs. TB
		Aug. 8, 2003 vs. TOR

STOLEN BASES

Season	196	1978
Season, Fewest.....	53	2006
Game.....	9	April 20, 2010 at BOS
Game, Opponent.....	6	June 29, 1976 vs. OAK
		Aug. 8, 1980 vs. DET
		April 5, 1984 vs. CLE
		Oct. 5, 1991 vs. OAK
		May 27, 2019 at SEA
Caught Stealing, Season.....	91	1978
Fewest Caught Stealing, Season.....	15	2005

PINCH-HITTERS/RUNNERS

Pinch-Hitters, Inning.....	5	July 7, 1979 vs. CWS
Pinch-Hitters, Game.....	7	July 7, 1979 vs. CWS
Pinch-Runners, Inning.....	*4	Sept. 10, 1987 at CAL

TEAM PITCHING

GAMES

Season.....	163	1980, 1983, 1996, 2013
Season, Relief Appearances.....	506	2018
Season, Fewest Relief App.	170	1978

WINS

Season.....	96	2011
Season, Starters.....	75	1996
Season, Relievers.....	41	2016
Season, Rookies.....	45	1986
Pitchers, 15 or More Wins, Season.....	3	1996
Pitchers, 13+ Wins, Season.....	+5	2011
Pitchers, 10 or More Wins, Season.....	5	1997, 1990, 1996, 2011
Pitchers Recording a Win, Season.....	23	2014

LOSSES

Season.....	105	1973
Season, Starters.....	83	1982
Season, Relievers.....	38	2002

EARNED RUN AVERAGE

Season, Lowest.....	3.31	1983
Season, Highest.....	5.71	2001

COMPLETE GAMES

Season, Most.....	63	1976
Season, Fewest.....	+0	2007
Consec. Games, No CG.....	195	Aug. 30, 2006 - April 4, 2008

SHUTOUTS

Season.....	19	2011
Season, Fewest.....	3	1987, 1992, 2001, 2003
Consecutive Shutouts.....	4	April 27-30, 1981
Season, Fewest CG Shutouts.....	+0	1987, 2000, '07, '10, '16, '18
Consec. Games, No Shutouts.....	120	May 21-October 4, 1992

CONSECUTIVE SCORELESS INNINGS

Consecutive Scoreless Innings.....	39.0	April 27-May 1, 1981
vs. One Club.....	35.0	April 22-Aug. 14, 1981 vs. BOS
Consecutive Batters Retired.....	40	May 3-4, 1996

SAVES

Season.....	56	2016
Season, Fewest.....	12	1974

INNINGS PITCHED

Season.....	1,479.0	1991
Season, Fewest.....	1,374.2	1972
Season, Starters.....	1,141.2	1976
Season, Fewest, Starters.....	608.0	2019
Season, Relievers.....	630.0	2019
Season, Fewest, Relievers.....	321.1	1978

HITS ALLOWED

Season.....	1,683	2000
Season, Fewest.....	1,258	1972
Game, Extra Innings.....	29	July 1, 1979 vs. OAK (15 inn.)
Game, 9 Innings.....	25	Aug. 9, 1999 vs. TOR

RUNS ALLOWED

Season974	2000
Season, Fewest609	1983
Game23	Sept. 30, 2000 at OAK
Season, Games 10+30	2000

EARNED RUNS ALLOWED

Season913	2001
Season, Fewest540	1972, 1983
Game23	Sept. 30, 2000 at OAK

WALKS ALLOWED

Season760	1987
Season, Fewest421	1978
Intentional BB, Season74	1972
Fewest Intentional BB, Season11	2019
Game, 9 Innings14	Sept. 24, 1999 vs. ANA
Game, Extra Innings14	June 6, 1991 at KC (18 inn.)
Intentional BB, Game6	June 6, 1991 at KC (18 inn.)

STRIKEOUTS

Season1,379	2019
Season, Fewest690	1982
Game18	July 25, 1989 vs. TOR
Game, Both Teams35	Aug. 6, 2007 vs. OAK
Game, Both Teams, 9 Innings31	July 13, 1997 at SEA
Rookies, 150 or More K's7+2	1986
Games Between Individual 10-Strikeout Performances815	July 16, 1980-Sept. 21, 1985

HOME RUNS ALLOWED

Season241	2019
Fewest HR Allowed, Season92	1972
Game7	April 6, 2006 vs. DET
Grand Slams Allowed, Season9	1987, 1988
Cons. Innings, No HR Allowed101	Aug. 10-23, 1974

HIT BATTERS

Season81	2004
Season, Fewest24	1978
Game5	Sept. 3, 1989 vs. KC

WILD PITCHES

Season94	1986
Season, Fewest34	1982, 2004, 2006
Game4	9x, last Sept. 24, 2019 vs. BOS

BALKS

Season57	1988
Season, Fewest2	1977, 1979, 1998, 1999
Game4	April 12, 1988 at DET

SACRIFICE HITS

Season116	1977
Season, Fewest9	2005
Game5	3x, last Sept. 1, 1993 vs. BOS

SACRIFICE FLIES

Season70	2019
Season, Fewest32	1982, 2011
Game4	3x, last Sept. 29, 2004 vs. LAA

LONGEST HITTING STREAKS

RANK	G	PLAYER	DATES
1	28	Gabe Kapler	July 17-Aug. 15, 2000
2	25	Michael Young	Sept. 2-29, 2005
	25	Ian Kinsler	June 17-July 13, 2008
4	24	Mickey Rivers	Aug. 14-Sept. 9, 1980
5	23	Michael Young	May 14-June 10, 2008
	23	Josh Hamilton	June 4-30, 2010
7	22	Jim Sundberg	Apr. 27-May 22, 1978
8	21	Juan Gonzalez	June 25-July 19, 1996
	21	Juan Gonzalez	Aug. 8-31, 1996
	21	John Grubb	May 13-June 9, 1979
	21	Buddy Bell	June 24-July 17, 1980
	21	Al Oliver	Aug. 19-Sept. 9, 1980
13	20	Mickey Rivers	July 17-July 11, 1980
	20	Juan Gonzalez	Aug. 20-Sept. 9, 1998
	20	Ivan Rodriguez	May 8-June 1, 1999
16	19	Billy Sample	Apr. 18-Aug. 10, 1981
	19	Scott Fletcher	July 1-23, 1986
	19	Ivan Rodriguez	May 28-June 19, 1996
	19	Ian Kinsler	May 16-June 4, 2008
	19	Nelson Cruz	July 8-31, 2010
	19	Adrian Beltre	July 16-Sept. 15, 2011
	19	Elvis Andrus	July 15-Aug. 8, 2018

Longest Streak by Rookie: 16, Elvis Andrus, Aug. 28-Sept. 14, 2009

INDIVIDUAL BATTING

GAMES

Career1,823	Michael Young, 2000-12
Season163	Al Oliver, 1980
Season, Rookie154	Pete O'Brien, 1983
Consecutive507	Mark Teixeira, May 21, 2004-June 8, 2007

BATTING AVERAGE

Career (min. 300 games)319	Al Oliver, 1978-1981
Season359	Josh Hamilton, 2010
Season, Right-hander341	Julio Franco, 1991
Season, Left-hander359	Josh Hamilton, 2010
Season, Switch-hitter321	Milton Bradley, 2008
Season, Pinch-hitter (min. 30 AB)364	Bill Stein, 1982
Season, Designated Hitter322	Milton Bradley, 2008
Season, Rookie287	Bump Willis, 1977
Month472 (34-72)	Mark McLemore, June 1996

SLUGGING PERCENTAGE

Career (min. 300 games)615	Alex Rodriguez, 2001-03
Season643	Juan Gonzalez, 1996
Season, Right-hander643	Juan Gonzalez, 1996
Season, Left-hander633	Josh Hamilton, 2010
Season, Switch-hitter575	Mark Teixeira, 2005
Season, Designated Hitter620	Rafael Palmeiro, 1999
Season, Rookie480	Mark Teixeira, 2003

ON-BASE PERCENTAGE

Career (min. 300 games)399	Mike Hargrove, 1974-78
Season436	Milton Bradley, 2008
Season, Right-hander432	Toby Harrah, 1985
Season, Left-hander431	Will Clark, 1994
Season, Switch-hitter436	Milton Bradley, 2008
Season, Designated Hitter446	Milton Bradley, 2008
Season, Rookie361	Bump Willis, 1977
Cons. Games Reaching Base52	Shin-Soo Choo, May 13-July 20, 2018
Cons. Times Reaching Base12	Frank Catalanotto (10 H, 2 BB) April 21-May 18, 2000

AT-BATS

Game9	Rafael Palmeiro, June 6, 1991 at KC (18 inn.); Frank Catalanotto, Aug. 25, 2001 vs. BOS (18 inn.) Hank Blalock, June 24, 2004 vs. SEA (18 inn.) Michael Young, 2006
Season691	George Wright, 1982
Season, Rookie557	Michael Young, 2000-12
Career7399	

RUNS

Game5	Pete O'Brien, May 29, 1987 at KC; Luis Alica, Aug. 31, 2000 vs. CLE; Kevin Mench, April 25, 2004 vs. SEA; Byrd/Saltalamacchia, Aug. 22, 2007 at BAL(G1); Ian Kinsler, April 15, 2009 vs. BAL
Season133	Alex Rodriguez, 2001
Season, Rookie87	Bump Willis, 1977
Career1085	Michael Young, 2000-12

HITS

Game, 9 Innings6	Ian Kinsler, April 15, 2009 vs. BAL
Game, Extra Innings6	Alfonso Soriano, May 8, 2004 vs. DET (10 inn.)
Season221	Michael Young, 2005
Season, Rookie155	Bump Willis, 1977
Pre All-Star Break134	Ian Kinsler, 2008
Career2,230	Michael Young, 2000-12
Hitting Streak28	Gabe Kapler, July 17-Aug. 15, 2000
Successive Hits10	Frank Catalanotto April 21-May 18, 2000
Opponent, Game6	Kirby Puckett, May 23, 1991 at MIN G.Anderson, Sept. 27, 1986 vs. CAL Damon Easley, Aug. 8, 2001 vs. DET

DOUBLES

Game3	34 times - most recently: E. Andrus, Aug. 4, 2017 at MIN
Season52	Michael Young, 2006
Season, Rookie29	Mark Teixeira, 2003
Career415	Michael Young, 2000-12

TRIPLES

Game2	10 times, most recently: R. Odor, May 24, 2014 at DET
Season14	Ruben Sierra, 1989
Season, Rookie10	Ruben Sierra, 1986
		David Hulse, 1993
		Delino DeShields, 2015
Career55	Michael Young, 2000-12

HOME RUNS

See separate section

RUNS BATTED IN

Game..... 9
 Doubleheader..... 8
 RBI, Consecutive Games..... 12
 Consecutive Games with RBI..... 11
 Month..... 39
 Season..... 157
 Season, RH Batter..... 157
 Season, LH Batter..... 148
 Season, Switch-Hitter..... +144
 Season, Rookie..... 88
 Season, DH..... 115
 Game Winning RBI, Season..... 20

Seasons with 100 or more RBI..... 7
 Career..... 1,180

TOTAL BASES

Game..... *18
 Doubleheader..... 21
 Season..... 393
 Season, Rookie..... 254
 Career..... 3,286

EXTRA BASE HITS

Game..... ++5
 Doubleheader..... 6
 Cons. Games with XBH..... 8
 Season..... 97
 Season, Rookie..... 60
 Career..... 713

WALKS

Game..... 5
 Season..... 113
 Season, Intentional BB..... 22
 Season, Rookie..... 65
 Career..... 805
 Career, Intentional BB..... 113

STRIKEOUTS

Game, 9 innings..... ++5
 Game, Extra innings..... 5
 Most Consecutive Strikeouts..... 8
 Season..... 207
 Season, Rookie..... 185
 Career..... 1,152

HIT BY PITCH

Season..... 19
 Season, Rookie..... 14
 Career..... 69

SACRIFICE HITS

Game..... 3
 Season..... 40
 Season, Rookie..... 18
 Career..... 102

I. Rodriguez, April 13, 1999 at SEA
 T. Harrah, June 25, 1976 vs. CWS
 Bo. Bonds, June 23, 1978 vs. CAL
 Tr. Metcalf, Aug. 22, 2007 at BAL
 Rusty Greer, Aug. 22-23, 1997 vs. CWS
 Larry Parrish (18 RBI), June 10-20, 1984
 Rafael Palmeiro, Aug. 1999
 Juan Gonzalez, 1998
 Juan Gonzalez, 1998
 Rafael Palmeiro, 1999
 Mark Teixeira, 2005
 Pete Incaviglia, 1986
 Rafael Palmeiro, 1999
 Rafael Palmeiro, 1999
 Josh Hamilton, 2011
 Juan Gonzalez, 1991, 1992, 1993, 1996, 1997, 1998, 1999
 Juan Gonzalez, 1989-99, 2002-03

Josh Hamilton, May 8, 2012 at BAL
 Al Oliver, Aug. 17, 1980 at DET
 Alex Rodriguez, 2001
 Mark Teixeira, 2003
 Michael Young, 2000-12

Josh Hamilton, May 8, 2012 at BAL
 Al Oliver, Aug. 17, 1980 at DET
 Ruben Sierra, June 27-July 5, 1990
 Michael Young, July 2-10, 2005
 Kevin Mench, April 20-28, 2006
 Hank Blalock, Sept. 19-27, 2008
 Juan Gonzalez, 1998
 Mark Teixeira, 2003
 Juan Gonzalez, 1989-99, 2002-03

Mark Teixeira, Sept. 23, 2004 vs. OAK
 M. Bradley, April 16, 2008 at TOR (14 inn.)
 Roungeud Odoz, Aug. 2, 2018 vs. BAL
 Toby Harrah, 1985
 Rafael Palmeiro, 1993
 Bump Wills, 1977
 R. Palmeiro, 1989-93, 1999-2003
 R. Palmeiro, 1989-93, 1999-2003

Justin Smoak, June 13, 2010 at MIL
 Danny Santana, Aug. 28, 2019 at LAA
 Dean Palmer, Sept. 23, 1991 at SEA (11 inn.);
 Mark Teixeira, Aug. 18, 2003 at DET (16 inn.);
 Shin-Soo Choo, April 12, 2014 vs. HOU (10 inn.)
 Dave Hostetler, April 17-21, 1983
 Joey Gallo, 2018
 Pete Incaviglia, 1986
 Michael Young, 2000-12

Carlos Gomez, 2017
 Robinson Chirinos, 2018
 Mark Teixeira, 2003
 Shin-Soo Choo, 2014-19

Bert Campaneris, 3 times in 1977, last: Sept. 17 at MIN
 Bert Campaneris, 1977
 Nelson Norman, 1979
 Jim Sundberg, 1974-83, 88-89

SACRIFICE FLIES

Game..... 3
 Season..... 12
 Season, Rookie..... 7
 Career..... 70

GROUNDING INTO DOUBLE PLAYS

Game..... 3
 Season..... 31
 Season, Fewest..... 2
 Season, Rookie..... 16
 Career..... 215

STOLEN BASES

Game..... 5
 Month..... 16
 Season..... 52
 Season, Rookie..... 33
 Season Pct., (min. 10 SB)..... 1.000
 Career..... 302
 Career Pct., (min. 120 att.)..... 804

CAUGHT STEALING

Season..... 21
 Season, Fewest (min. 20 att.)..... 2
 Season, Rookie..... 17
 Career..... 104

MULTI-HIT GAMES

Season..... 70
 Career..... 651

Note: Records for fewest batting totals do not include 1981 (105 games), 1994 (114 games) or 1995 (144 games) seasons.

THE 100-RBI CLUB

157 — Juan Gonzalez, 1998	110 — Mark Teixeira, 2006
148 — Rafael Palmeiro, 1999	109 — Ruben Sierra, 1997
144 — Juan Gonzalez, 1996	109 — Juan Gonzalez, 1992
144 — Mark Teixeira, 2005	108 — Rusty Greer, 1998
142 — Alex Rodriguez, 2002	107 — Dean Palmer, 1996
135 — Alex Rodriguez, 2001	106 — Michael Young, 2011
131 — Juan Gonzalez, 1997	105 — Rafael Palmeiro, 1993
130 — Josh Hamilton, 2008	105 — Rafael Palmeiro, 2002
128 — Juan Gonzalez, 1999	105 — Adrian Beltre, 2011
128 — Josh Hamilton, 2012	104 — Adrian Soriano, 2005
123 — Rafael Palmeiro, 2001	104 — Adrian Beltre, 2016
120 — Rafael Palmeiro, 2000	103 — Michael Young, 2006
119 — Ruben Sierra, 1989	102 — Juan Gonzalez, 1991
118 — Jeff Burroughs, 1974	102 — Will Clark, 1998
118 — Juan Gonzalez, 1993	102 — Adrian Beltre, 2012
118 — Alex Rodriguez, 2003	101 — Buddy Bell, 1979
117 — Al Oliver, 1980	101 — Larry Parrish, 1984
116 — Ruben Sierra, 1991	101 — Rusty Greer, 1999
115 — Vladimir Guerrero, 2010	101 — Nomar Mazara, 2017
113 — Ivan Rodriguez, 1999	100 — Larry Parrish, 1987
112 — Rafael Palmeiro, 2003	100 — Rusty Greer, 1996
112 — Mark Teixeira, 2004	100 — Josh Hamilton, 2010
110 — Hank Blalock, 2004	

THE .300 CLUB

359 — Josh Hamilton, 2010	314 — Juan Gonzalez, 1996
341 — Julio Franco, 1991	314 — Michael Young, 2006
338 — Michael Young, 2011	313 — Ivan Rodriguez, 1997
333 — Mickey Rivers, 1980	313 — Michael Young, 2004
332 — Rusty Greer, 1996	313 — Gary Matthews Jr., 2006
332 — Ivan Rodriguez, 1999	310 — Juan Gonzalez, 1993
331 — Michael Young, 2005	309 — Al Oliver, 1981
330 — Frank Catalanotto, 2001	307 — Ruben Sierra, 1991
329 — Will Clark, 1994	306 — Michael Young, 2003
328 — Buddy Bell, 1980	305 — Rusty Greer, 1989
328 — Juan Gonzalez, 1999	306 — Ruben Sierra, 1989
324 — Adrian Beltre, 2014	305 — Prince Fielder, 2015
324 — Rafael Palmeiro, 1999	305 — Will Clark, 1998
324 — Al Oliver, 1978	305 — Mike Hargrove, 1977
323 — Al Oliver, 1979	304 — Josh Hamilton, 2008
322 — Rafael Palmeiro, 1991	304 — David Murphy, 2012
322 — Michael Young, 2009	303 — Ivan Rodriguez, 1995
321 — Milton Bradley, 2008	303 — Mike Hargrove, 1975
321 — Ivan Rodriguez, 1998	302 — Elvis Andrus, 2016
321 — Adrian Beltre, 2012	302 — Lenny Randle, 1974
321 — Rusty Greer, 1997	302 — Will Clark, 1995
319 — Rafael Palmeiro, 1990	301 — Jeff Burroughs, 1974
319 — Al Oliver, 1980	301 — Mark Teixeira, 2005
319 — Ian Kinsler, 2008	300 — Ivan Rodriguez, 1996
318 — Juan Gonzalez, 1998	300 — Rusty Greer, 1999
318 — Alex Rodriguez, 2001	300 — Adrian Beltre, 2010
316 — Julio Franco, 1989	300 — Vladimir Guerrero, 2016
315 — Adrian Beltre, 2013	300 — Scott Fletcher, 1986
315 — Buddy Bell, 1984	300 — Hank Blalock, 2003
315 — Michael Young, 2007	300 — Alex Rodriguez, 2002

THE 200-HIT CLUB

721 — Michael Young, 2005	203 — Rafael Palmeiro, 1991
217 — Michael Young, 2006	203 — Ruben Sierra, 1991
216 — Michael Young, 2004	201 — Alex Rodriguez, 2001
213 — Michael Young, 2011	201 — Julio Franco, 1991
210 — Mickey Rivers, 1980	201 — Michael Young, 2007
209 — Al Oliver, 1980	200 — Buddy Bell, 1979
204 — Michael Young, 2003	

FRONT OFFICE
COACHES
PLAYERS
2019 REVIEW
OPPONENTS
RECORDS
DEVELOPMENT
MEDIA

INDIVIDUAL PITCHING

WINS

Career.....	139	Charlie Hough, 1980-1990
Season.....	25	Ferguson Jenkins, 1974
Season, RHP.....	25	Ferguson Jenkins, 1974
Season, LHP.....	18	Kenny Rogers, 2004
Season, Relief.....	13	Jim Kern, 1979
Season, Rookie.....	16	Yu Darvish, 2012
Season, Home.....	15	Ferguson Jenkins, 1974
Season, Road.....	12	Scott Feldman, 2009
Month.....	6	Ferguson Jenkins, Aug. 1974
Month, Rookie.....	5	Kenny Rogers, Aug. 1993
Best Start.....	9-0	Kenny Rogers, May 2005
Best Start, Reliever.....	9-0	Martin Perez, Aug. 2013
Best Start, Starter.....	8-0	Jeff Zimmerman, 1999
Best Start, (10 Decisions).....	9-1	Jeff Zimmerman, 1999
		Tommy Hunter, 2010
		Jim Kern, 1979
		Danny Darwin, 1980
		Roger Pavlik, 1996
		Jeff Zimmerman, 1999
		Tommy Hunter, 2010
		Cole Hamels, 2016
		Cole Hamels, 2017

Most Successful Wins.....	12	Bobby Witt, June 28-Sept. 6, 1990
		Cole Hamels, Aug. 17, 2015-May 22, 2016
Winning Pct., Career (50 or more decisions).....	649 (37-20)	Aaron Sele, 1998-1999
Winning Percentage, Season (20 or more decisions).....	.762 (16-5)	Derek Holland, 2011
Most Games over .500, Season.....	13	Ferguson Jenkins, 1974 (25-12)
		Rick Helling, 1998 (20-7)

LOSSES

Career.....	123	Charlie Hough, 1980-1990
Season, RHP.....	19	Jim Bibby, 1974
Season, LHP.....	18	Frank Tanana, 1982
Season, Rookie.....	15	Jose Guzman, 1986
Consecutive.....	9	David Clyde, May 24-Oct. 1, 1974
Most 1-0 Games Lost, Season.....	**4	Yu Darvish, 2013

SAVES

Career.....	150	John Wetteland, 1997-2000
Month.....	11	John Wetteland, May 2000
Season, Right Hander.....	49	Francisco Cordero, 2004
Season, Left Hander.....	24	C.J. Wilson, 2008
Season, Rookie.....	*40	Neftali Feliz, 2010
Most Consecutive Save Opportunities.....	31	Converted, Overall and Season
		Joe Nathan, April 15-Sept. 12, 2012
Consecutive Appearances.....	13	J. Wetteland, May 12-June 5, 2000
Most Innings to Earn Save.....	+7.0	J. Benoit, Sept. 3, 2002 at BAL
Save Percentage, Career.....	93.0	Joe Nathan, 2012-13 (80-86)
(min. 50 career saves)		Keone Kela, 2018 (24-25)
Save Percentage, Season.....	96.0	

EARNED RUN AVERAGE

Career (min. 400 IP).....	2.74	Bert Blyleven, 1976-1977
Season (min. 100 IP).....	1.57	Jim Kern, 1979
Season (min. 162 IP).....	2.17	Mike Paul, 1972
Season, Rookie.....	3.24	Jim Bibby, 1973
Season, Highest (min. 162 IP).....	5.68	John Burkett, 1998

GAMES

Career.....	528	Kenny Rogers, 1989-1995, 2000-2002, 2004-05
Season.....	85	Mitch Williams, 1987
Season, Right-hander.....	76	Tanner Scheppers, 2013
Season, Rookie.....	80	Mitch Williams, 1986
Games Started, Career.....	313	Charlie Hough, 1980-1990
Games Started, Season.....	41	Ferguson Jenkins, 1974
Games Started, Season, Rookie.....	33	Jim Bibby, 1974
Oldest Pitcher to Lead League in Games Started.....	39 yrs., 9 mos.	Mike Smithson, 1983
		Charlie Hough, 1987

GAMES IN RELIEF

Career.....	406	Jeff Russell, 1985-92, 1995-96
Season.....	84	Mitch Williams, 1987
Season, Rookie.....	80	Mitch Williams, 1986
Games Finished, Career.....	251	Jeff Russell, 1985-92, 1995-96
Games Finished, Season.....	66	Jeff Russell, 1989

- +Major League Record
- *American League Record
- ++Ties Major League Record
- **Ties American League Record

COMPLETE GAMES

Career.....	98	Charlie Hough, 1980-1990
Season.....	29	Ferguson Jenkins, 1974
Season, Rookie.....	11	Jim Bibby, 1973
Most Starts, Season, No CG.....	35	Rick Helling, 2000

SHUTOUTS

Career.....	17	Ferguson Jenkins, 1974-75, 1978-81
Season.....	6	Ferguson Jenkins, 1974
Season, Rookie.....	2	Bert Blyleven, 1976
		Jim Bibby, 1973
		Jim Umbarger, 1975
		Steve Comer, 1978
		Edwin Correa, 1986
Consecutive Shutout Games.....	3	Charlie Hough
		Aug. 28-Sept. 7, 1983
Most 1-0 Games Won, Season.....	4	Ferguson Jenkins, 1999
		Bert Blyleven, 1976

INNINGS PITCHED

Game.....	13.0	Charlie Hough, June 11, 1986 at MIN
Season.....	328.1	Ferguson Jenkins, 1974
Season, Rookie.....	223.1	Mike Smithson, 1983
Oldest Pitcher to Lead League in Innings Pitched.....	*39 yrs., 9 mos.	Charlie Hough, 1987
Career.....	2,308.0	Charlie Hough, 1980-1990

HITS

Game.....	14	Dennis Boyd, Aug. 15, 1991 at BAL
		Bobby Witt, July 5, 1996 vs. SEA
		Matt Harrison, April 27, 2012 vs. TB
		Cole Hamels, Aug. 13, 2016 vs. DET
Game, Fewest.....	0	Jim Bibby, July 30, 1973 at OAK
		Bert Blyleven, Sept. 22, 1977 at CAL
		Nolan Ryan, June 11, 1990 at OAK
		Nolan Ryan, May 1, 1991 vs. TOR
		Kenny Rogers, July 28, 1994 vs. CAL (Perfect Game)
Game, Extra Innings.....	13	Gaylord Perry, Aug. 21, 1975 vs. BAL (13.0 innings)
Game, Fewest, Extra Innings.....	1	Bert Blyleven, June 21, 1976 vs. OAK (10.0 innings)
Career.....	1,997	Rogers, 1989-95, 2000-02, 2004-05
Season.....	286	Ferguson Jenkins, 1974
Season, Rookie.....	233	Mike Smithson, 1983

RUNS

Game.....	13	Colby Lewis, July 10, 2014 vs. LAA
Season.....	159	Charlie Hough, 1987
Season, Rookie.....	104	Bobby Witt, 1986
	104	Colby Lewis, 2003
Career.....	1,086	Charlie Hough, 1980-1990

EARNED RUNS

Game.....	12	John Burkett, May 17, 1999 vs. TB
Season.....	139	Jim Bibby, 1974
Season, Rookie.....	103	Colby Lewis, 2003
Career.....	943	Charlie Hough, 1980-1990

WALKS

Game.....	10	Charlie Hough, Aug. 27, 1990 at CAL
		Bobby Witt, Sept. 1, 1990 at OAK
		Bobby Witt, Aug. 15, 1992 vs. DET
Consecutive BBs, Start of Game.....	*4	Roger Pavlik, April 18, 1997 vs. TOR
Season.....	143	Bobby Witt, 1986
Season, Rookie.....	143	Bobby Witt, 1986
Career.....	1,001	Bobby Witt, 1986-92; 1995-98

STRIKEOUTS

Game, 9 innings.....	16	Nolan Ryan, April 26, 1990 vs. CWS
Game, Extra innings.....	15	Nolan Ryan, May 1, 1991 vs. TOR
		Jim Bibby, Aug. 30, 1973 vs. MIN (10 inn.)
Game, Right-Hander.....	16	Nolan Ryan, Aug. 17, 1990 vs. CWS (10 inn.)
Game, Left-Hander.....	13	Nolan Ryan, May 1, 1991 vs. TOR
		Jamie Moyer, April 8, 1989 vs. TOR
		Cliff Lee, July 27, 2010 vs. OAK
Inning.....	++4	Mike Minor, April 27, 2019 at SEA
		Bobby Witt, Aug. 2, 1987 vs. BAL
		Charlie Hough, July 4, 1988 vs. NYG
Successive Strikeouts.....	7	Nolan Ryan, July 7, 1991 vs. CAL
		Neftali Feliz, Aug. 7-13, 2009
Career.....	1,452	Charlie Hough, 1980-1990
Season.....	301	Nolan Ryan, 1989
Season, RHP.....	301	Nolan Ryan, 1989
Season, LHP.....	206	C.J. Wilson, 2011
Season, Rookie.....	221	Yu Darvish, 2012
Oldest Pitcher to Lead League in Strikeouts.....	*43 yrs., 8 mos.	Nolan Ryan, 1990
Games, 10 or More Strikeouts, Career.....	34	Nolan Ryan, 1989-1993

Games, 10 or More Strikeouts, Season

.....18	Nolan Ryan, 1989
Strikeouts/9.0 IP Avg.11.89	Yu Darvish, 2013

HOME RUNS

Game.....++6	R.A. Dickey, April 6, 2006 vs. DET
Inning.....**4	Pat Mahomes, Aug. 17, 2001 at TOR
Season.....41	Rick Helling, 1999
Season, Rookie.....26	Derek Holland, 2009
Season, Grand Slams.....3	Jeff Russell, 1988
Career.....238	Charlie Hough, 1980-1990

HIT BATTERS

Game.....3	15x, last: Cole Hamels, April 24, 2018 vs. OAK
Season.....19	Charlie Hough, 1987
Season, Rookie.....11	Mitch Williams, 1986
	Aaron Myette, 2001
Career.....89	Charlie Hough, 1980-90

WILD PITCHES

Game.....4	Bobby Witt, April 17, 1986 at MIL
	Charlie Hough, Aug. 16, 1986 at TOR
	Lance Lynn, Aug. 23, 2019 at CWS
Season.....22	Bobby Witt, 1986
Season, Rookie.....22	Bobby Witt, 1986
Career.....99	Charlie Hough, 1980-90

BALKS

Game.....**4	Bobby Witt, April 12, 1988 at DET
Season.....12	Jose Guzman, 1988
Career.....30	Charlie Hough, 1980-90

SACRIFICE HITS

Season.....16	Jim Umbarger, 1976
Career.....58	K. Rogers, 1989-95, 2000-02, 2004

SACRIFICE FLIES

Season.....14	Charlie Hough, 1987
Career.....66	Bobby Witt, 1986-92, 95-98

QUALITY STARTS

Season.....27	Ferguson Jenkins, 1974
	Jon Matlack, 1978
Career.....180	Charlie Hough, 1980-90

defined as 6.0+ IP and 3 ER or less

PICKOFFS

Season.....16	Charlie Hough, 1988
Career.....51	K. Rogers, 1989-95, 2000-02, 2004

LONGEST WINNING STREAKS

WINS	PITCHER	DATES
12	Bobby Witt	June 28-Sept. 6, 1990
12	Cole Hamels	Aug. 23, 2015-May 22, 2016
11	Ferguson Jenkins	Aug. 24, 1978-April 21, 1979
9	Jeff Zimmerman	April 14-Aug. 2, 1999
9	Kenny Rogers	April 27-June 17, 2005
8	Danny Darwin	May 22-Aug. 9, 1980
8	Jeff Russell	Sept. 13, 1987-June 20, 1988
8	Bobby Witt	Sept. 29, 1996-May 20, 1997
8	Kenny Rogers	May 15-July 5, 2004
8	Tommy Hunter	June 5-July 25, 2010
8	Alexi Ogando	Sept. 11, 2010-June 8, 2011
8	Robbie Ross Jr.	April 14, 2012-May 19, 2013

MARATHON GAMES IN RANGERS HISTORY

DATE	OPPONENT	INNINGS	SCORE	WINNER	LOSER	SITE
May 17, 1972	at Kansas City	18	W, 4-3	Panther	Abernathy	Kansas City
June 6, 1991	at Kansas City	18	L, 3-4	Boddicker	Rogers	Kansas City
August 25, 2001	vs. Boston	18	W, 8-7	Michalak	Lowe	Texas
June 24, 2004	vs. Seattle	18	W, 9-7	Shouse	Moyer	Texas
June 8, 2013	at Toronto	18	L, 3-4	Loup	Wolf	Toronto
June 8, 1975	at Cleveland	17	W, 7-6	Thomas	Buskey	Cleveland
Sept. 17, 1977	vs. Minnesota	17	W, 5-4	Barker	Carrithers	Texas
Sept. 10, 1988	vs. California	17	W, 3-2	Vande Berg	Cook	Texas
June 17, 1973	at Baltimore	16	L, 4-5	Reynolds	Stanhouse	Baltimore
June 1, 1976	at Chicago	16	W, 6-5	Foucault	Jefferson	Chicago
June 11, 1986	at Minnesota	16	W, 6-2	Williams	Jackson	Minnesota
Sept. 25, 1992	vs. Seattle	16	L, 3-4	Powell	Smith	Texas
August 18, 2003	at Detroit	16	W, 4-2	Mahay	Sparks	Detroit
May 14, 1975	vs. Milwaukee	15	L, 2-3	Rodriguez	Brown	Texas
June 28, 1978	at Oakland	15	L, 1-2	Broberg	Barker	Oakland
July 1, 1979	vs. Oakland	15	L, 12-13	Langford	Matlack	Texas
July 3, 1983	at Oakland	15	W, 16-4	Jones	Beard	Oakland
July 11, 1983	vs. Milwaukee	15	W, 5-4	Tobik	Augustine	Texas
July 20, 1985	at Detroit	15	L, 5-6	Scherrer	Harris	Detroit
June 16, 1991	vs. New York	15	W, 4-3	Bitker	Guetterman	Texas
Sept. 27, 1996	vs. California	15	L, 2-3	Harris	Whiteside	Texas

CONSECUTIVE GAMES PLAYED

GAMES	PLAYER	DATES
507	Mark Teixeira	May 21, 2004-June 8, 2007
482	Alex Rodriguez	April 1, 2001-Sept. 23, 2003
325	Ruben Sierra	May 20, 1988-May 13, 1990
287	Michael Young	June 24, 2005-May 9, 2007
264	Al Oliver	April 10, 1980-Sept. 29, 1981
259	Michael Young	April 8, 2003-Aug. 1, 2004
240	Ruben Sierra	July 3, 1990-Sept. 30, 1991
191	Adrian Beltre	April 25, 2014-May 31, 2015
182	Rafael Palmeiro	April 20, 2001-May 12, 2002
181	Hank Blalock	April 26, 2005-May 17, 2006

CONSECUTIVE GAMES REACHING BASE SAFELY

GAMES	PLAYER	DATES
59	Will Clark	Sept. 6, 1995-May 11, 1996
52	Shin-Soo Choo	May 13-July 20, 2018
46	Julio Franco	July 28-Sept. 15, 1993
44	Otis Nixon	Aug. 8-Sept. 26, 1995
41	Toby Harrah	April 8-May 31, 1985
40	Julio Franco	July 8-Aug. 22, 1990
37	Will Clark	May 2-June 12, 1994
37	Michael Young	Aug. 21-Sept. 29, 2005
36	Mark Teixeira	July 3-Aug. 12, 2006

THEFTS OF HOME (35)

PLAYER	DATE / OPP.	PLAYER	DATE / OPP.
Toby Harrah	5/27/72 at MIN	Otis Nixon	8/30/95 at MIN
Vic Harris	8/9/72 at MIN	Tom Goodwin	9/24/97 at OAK
Dave Nelson	9/19/73 vs. CAL	Scarborough Green	5/26/00 at MIN
Cesar Tovar	5/25/74 at MIN	Frank Catalanotto	9/20/00 at MIN
Dave Nelson	8/30/74 vs. CLE	Bo Porter	6/11/01 at LAD
Mike Hargrove	6/24/76 vs. KC	Ricky Ledee	9/23/01 vs. ANA
Bump Willis	4/10/77 at BAL	Julio Borbon	7/18/10 at BOS
Juan Beniquez	7/6/77 vs. OAK	Mitch Moreland	10/1/10 vs. LAA
Bobby Thompson	5/21/78 at SEA	Elvis Andrus	5/20/11 at PHI
Bump Willis	4/15/79 vs. DET	Elvis Andrus	6/18/11 at ATL
Mario Mendoza	4/19/81 vs. NYY	Elvis Andrus	9/19/13 vs. HOU
Buddy Bell	6/6/81 vs. TOR	Elvis Andrus	9/1/15 at SD
Pete Incaviglia	6/27/86 at SEA	Ian Desmond	9/3/16 vs. SO
Gary Ward	8/22/86 vs. CWS	Elvis Andrus	4/14/19 vs. LAA
Cecil Espy	9/30/88 vs. SEA	Rougned Odor	6/9/19 vs. OAK
Julio Franco	7/7/89 at OAK	Elvis Andrus	6/14/19 at CIN
Jack Daugherty	8/24/89 vs. OAK	Elvis Andrus	7/2/19 vs. LAA
Mike Stanley	9/19/90 at SEA		

CAREER BATTING LEADERS

FRONT OFFICE
COACHES
PLAYERS
2019 REVIEW
OPPONENTS
RECORDS
DEVELOPMENT
MEDIA

GAMES

1 M. Young	1,823
2 Andrus	1,623
3 Palmeiro	1,573
4 Sundberg	1,512
5 I. Rodriguez	1,507
6 Gonzalez	1,400
7 Harrah	1,220
8 Sierra	1,190
9 Beltré	1,098
10 Kinsler	1,066

AT-BATS

1 M. Young	7,399
2 Andrus	6,263
3 Palmeiro	5,830
4 I. Rodriguez	5,754
5 Gonzalez	5,435
6 Sundberg	4,684
7 Sierra	4,580
8 Kinsler	4,201
9 Beltré	4,194
10 Harrah	4,188

RUNS

1 M. Young	1,085
2 Palmeiro	958
3 Andrus	882
4 Gonzalez	878
5 I. Rodriguez	866
6 Kinsler	748
7 Sierra	645
8 Greer	643
9 Beltré	612
10 Harrah	582

HITS

1 M. Young	2,230
2 I. Rodriguez	1,747
3 Andrus	1,723
4 Palmeiro	1,692
5 Gonzalez	1,595
6 Sierra	1,281
7 Beltré	1,277
8 Sundberg	1,180
9 Greer	1,166
10 Kinsler	1,145

DOUBLES

1 M. Young	415
2 I. Rodriguez	352
3 Palmeiro	321
4 Gonzalez	320
5 Andrus	298
6 Greer	258
7 Sierra	257
8 Kinsler	249
9 Beltré	239
10 Sundberg	200

TRIPLES

1 M. Young	55
2 Andrus	48
3 Sierra	44
4 I. Rodriguez	28
5 Sundberg	27
6 Odor	26
7 Greer	25
8 Palmeiro	25
9 Kinsler	23
10 McDowell	22

CURRENT PLAYERS IN BLUE

HOME RUNS

1 Gonzalez	372
2 Palmeiro	321
3 I. Rodriguez	217
4 Beltré	199
5 Sierra	180
6 M. Young	177
7 Cruz	157
8 Kinsler	156
9 A. Rodriguez	156
10 Palmer	154

RUNS BATTED IN

1 Gonzalez	1,180
2 Palmeiro	1,039
3 M. Young	984
4 I. Rodriguez	842
5 Sierra	742
6 Beltré	699
7 Andrus	629
8 Greer	614
9 Harrah	546
10 Kinsler	539

WALKS

1 Palmeiro	805
2 Harrah	668
3 Sundberg	544
4 M. Young	532
5 Greer	519
6 Andrus	508
7 Kinsler	462
8 Hargrove	435
9 Choo	406
10 O'Brien	404

STRIKEOUTS

1 M. Young	1,152
2 Gonzalez	1,076
3 Andrus	947
4 Incaviglia	788
5 I. Rodriguez	781
6 Choo	779
7 Palmer	757
8 Palmeiro	754
9 Odor	752
10 Parrish	715

TOTAL BASES

1 M. Young	3,286
2 Gonzalez	3,073
3 Palmeiro	3,026
4 I. Rodriguez	2,806
5 Andrus	2,336
6 Sierra	2,166
7 Beltré	2,133
8 Kinsler	1,908
9 Greer	1,831
10 Harrah	1,666

EXTRA BASE HITS

1 Gonzalez	713
2 Palmeiro	667
3 M. Young	647
4 I. Rodriguez	597
5 Sierra	481
6 Beltré	448
7 Kinsler	428
8 Andrus	419
9 Greer	402
10 Blalock	364

STOLEN BASES

1 Andrus	302
2 Kinsler	172
3 Wills	161
4 Harrah	143
5 McDowell	129
6 Nelson	125
7 DeShields	106
8 Franco	98
9 Goodwin	93
10 Sample	92

BATTING AVERAGE

(300 or more games)	
1 Oliver	.319
2 Clark	.308
3 Franco	.307
4 A. Rodriguez	.3054
5 Greer	.30452
6 Beltré	.30445
7 I. Rodriguez	.3036
8 Rivers	.3032
9 Hamilton	.302
10 M. Young	.301

SLUGGING PERCENTAGE

(300 or more games)	
1 A. Rodriguez	.615
2 Gonzalez	.565
3 Hamilton	.542
4 Teixeira	.533
5 Palmeiro	.519
6 Gallo	.516
7 Beltré	.509
8 Napoli	.507
9 Stevens	.499
10 Soriano	.498

ON-BASE PERCENTAGE

(300 or more games)	
1 Hargrove	.399
2 A. Rodriguez	.39549
3 Clark	.39478
4 Greer	.387
5 Franco	.382
6 Palmeiro	.378
7 Teixeira	.368
8 Catalanotto	.3648
9 Choo	.3645
10 McLemore	.363

OPS

(300 or more games)	
1 A. Rodriguez	1.011
2 Gonzalez	.907
3 Hamilton	.90068
4 Teixeira	.90061
5 Palmeiro	.897
6 Clark	.880
7 Beltré	.8655
8 Greer	.8649
9 Napoli	.855
10 Gallo	.847

MULTI-HIT GAMES

1 M. Young	651
2 I. Rodriguez	490
3 Palmeiro	466
4 Gonzalez	452
5 Andrus	446
6 Beltré	368
7 Sierra	347
8 Kinsler	335
9 Greer	332
10 Bell	287

SINGLE-SEASON BATTING LEADERS

GAMES

1	Oliver.....	163	1980
2	Bell.....	162	1979
	Wright.....	162	1983
	Sierra.....	162	1989
	A. Rodriguez.....	162	2001
	A. Rodriguez.....	162	2002
	Teixeira.....	162	2005
	Teixeira.....	162	2006
	M. Young.....	162	2006
	Odor.....	162	2017

AT-BATS

1	M. Young.....	691	2006
2	M. Young.....	690	2004
3	Bell.....	670	1979
4	M. Young.....	668	2005
5	M. Young.....	666	2003
6	Sierra.....	661	1991
7	Oliver.....	656	1980
8	M. Young.....	656	2010
9	Kinsler.....	655	2012
10	Blalock.....	647	2005

RUNS

1	A. Rodriguez.....	133	2001
2	A. Rodriguez.....	125	2002
3	Palmeiro.....	124	1993
	A. Rodriguez.....	124	2003
5	Kinsler.....	121	2011
6	I. Rodriguez.....	116	1996
	I. Rodriguez.....	116	1999
8	Palmeiro.....	115	1991
9	Gonzalez.....	114	1999
	M. Young.....	114	2004
	M. Young.....	114	2005

HITS

1	M. Young.....	221	2005
2	M. Young.....	217	2006
3	M. Young.....	216	2004
4	M. Young.....	213	2011
5	Rivers.....	210	1980
6	Oliver.....	209	1980
7	M. Young.....	204	2003
8	Palmeiro.....	203	1991
	Sierra.....	203	1991
10	Franco.....	201	1991
	A. Rodriguez.....	201	2001
	M. Young.....	201	2007

DOUBLES

1	M. Young.....	52	2006
2	Gonzalez.....	50	1998
3	Palmeiro.....	49	1991
4	I. Rodriguez.....	47	1996
	Teixeira.....	45	2006
	Cruz.....	45	2012
7	Sierra.....	44	1991
	Matthews Jr.....	44	2006
	Andrus.....	44	2017
10	Oliver.....	43	1980
	Soriano.....	43	2005
	Byrd.....	43	2009

TRIPLES

1	Sierra.....	14	1989
2	Sierra.....	10	1986
	Hulse.....	10	1993
	DeShields.....	10	2015
5	M. Young.....	9	2003
	M. Young.....	9	2004
	Andrus.....	9	2012
	Odor.....	9	2015
9	Pettis.....	8	1984
	Alicia.....	8	2000
	M. Young.....	8	2002
	Byrd.....	8	2007
	Andrus.....	8	2009
	Rios.....	8	2014

HOME RUNS

1	A. Rodriguez.....	57	2002
2	A. Rodriguez.....	52	2001
3	Gonzalez.....	47	1996
	Palmeiro.....	47	1999
	Palmeiro.....	47	2001
	A. Rodriguez.....	47	2003
7	Gonzalez.....	46	1993
8	Gonzalez.....	45	1998
9	Gonzalez.....	43	1992
	Palmeiro.....	43	2002
	Teixeira.....	43	2005
	Hamilton.....	43	2012

RUNS BATTED IN

1	Gonzalez.....	157	1998
2	Palmeiro.....	148	1999
3	Gonzalez.....	144	1996
	Teixeira.....	144	2005
5	A. Rodriguez.....	142	2002
6	A. Rodriguez.....	135	2001
7	Gonzalez.....	131	1997
8	Hamilton.....	130	2008
9	Gonzalez.....	128	1999
	Hamilton.....	128	2012

WALKS

1	Harrah.....	113	1985
2	Harrah.....	109	1977
3	Hargrove.....	107	1978
	Tettleton.....	107	1995
5	Palmeiro.....	104	2002
6	Hargrove.....	103	1977
	Palmeiro.....	103	2000
8	Palmeiro.....	101	2001
9	Harrah.....	98	1975
10	Hargrove.....	97	1976
	Palmeiro.....	97	1999

STRIKEOUTS

1	Gallo.....	207	2018
2	Gallo.....	196	2017
3	Incaviglia.....	185	1986
4	Odor.....	178	2019
5	Incaviglia.....	168	1987
6	Choo.....	165	2019
7	Napoli.....	163	2017
8	Hamilton.....	162	2012
	Odor.....	162	2017
10	Desmond.....	160	2016

TOTAL BASES

1	A. Rodriguez.....	393	2001
2	A. Rodriguez.....	389	2002
3	Gonzalez.....	382	1998
4	Teixeira.....	370	2005
5	A. Rodriguez.....	364	2003
6	Palmeiro.....	356	1999
7	Gonzalez.....	348	1996
8	Sierra.....	344	1989
9	M. Young.....	343	2005
10	Gonzalez.....	339	1993
	Beltré.....	339	2012

EXTRA BASE HITS

1	Gonzalez.....	97	1998
2	A. Rodriguez.....	87	2001
	Teixeira.....	87	2005
4	A. Rodriguez.....	86	2002
5	A. Rodriguez.....	83	2003
6	Gonzalez.....	82	1996
7	Soriano.....	81	2005
8	Gonzalez.....	80	1993
	Palmeiro.....	80	2001
10	Palmeiro.....	79	1993
	Teixeira.....	79	2006

STOLEN BASES

1	Wills.....	52	1978
2	Nelson.....	51	1972
3	Nixon.....	50	1995
4	Espy.....	45	1989
5	Sample.....	44	1983

6	Nelson.....	43	1973
7	Andrus.....	42	2013
8	Goodwin.....	39	1999
9	Pettis.....	38	1990
	Goodwin.....	38	1998

BATTING AVERAGE

1	Hamilton.....	.359	2010
2	Franco.....	.341	1991
3	M. Young.....	.338	2011
4	Rivers.....	.333	1980
5	Greer.....	.3321	1996
6	I. Rodriguez.....	.3317	1999
7	M. Young.....	.3308	2005
8	Catalanotto.....	.3305	2001
9	Clark.....	.3290	1994
10	Bell.....	.3286	1980

SLUGGING PERCENTAGE

1	Gonzalez.....	.643	1996
2	Hamilton.....	.633	2010
3	Gonzalez.....	.632	1993
4	Gonzalez.....	.6304	1998
5	Palmeiro.....	.6301	1999
6	A. Rodriguez.....	.623	2002
7	A. Rodriguez.....	.622	2001
8	Gonzalez.....	.601	1999
9	A. Rodriguez.....	.600	2003
10	Gonzalez.....	.589	1997

ON-BASE PERCENTAGE

1	Bradley.....	.436	2008
2	Harrah.....	.432	1985
3	Clark.....	.431	1994
4	Hargrove.....	.4203	1977
5	Palmeiro.....	.4199	1999
6	Hamilton.....	.411	2010
7	Franco.....	.408	1991
8	Greer.....	.4049	1997
9	Greer.....	.4048	1999
10	Harrah.....	.403	1975

OPS

1	Palmeiro.....	1.050	1999
2	Hamilton.....	1.044	2010
3	A. Rodriguez.....	1.021	2001
4	A. Rodriguez.....	1.015	2002
5	Gonzalez.....	1.011	1996
6	Gonzalez.....	1.000	1993
7	Bradley.....	.999	2008
8	Gonzalez.....	.997	1998
9	A. Rodriguez.....	.995	2003
10	Gonzalez.....	.980	1999

MULTI-HIT GAMES

1	M. Young.....	70	2004
2	M. Young.....	69	2006
3	M. Young.....	66	2005
4	Rivers.....	65	1980
	Matthews Jr.....	65	2006
6	Franco.....	64	1991
7	M. Young.....	63	2003
8	M. Young.....	61	2011
9	Palmeiro.....	59	1991
	Greer.....	59	1997
	Teixeira.....	59	2005
	M. Young.....	59	2007
	Hamilton.....	59	2008

HITTING STREAKS

1	Kapler.....	28	2000
2	M. Young.....	25	2005
3	Kinsler.....	25	2008
4	Rivers.....	24	1980
5	M. Young.....	23	2008
6	Hamilton.....	23	2010
7	Sundberg.....	22	1978
8	5 tied.....	21	

CURRENT PLAYERS IN BLUE

CAREER PITCHING LEADERS

FRONT OFFICE

COACHES

PLAYERS

2019 REVIEW

OPPONENTS

RECORDS

DEVELOPMENT

MEDIA

GAMES

1 Rogers	528
2 Russell	445
3 Cordero	356
4 Hough	344
5 Wilson	325
6 Oliver	317
7 Francisco	277
8 Witt	276
9 Benoit	273
10 Wetteland	248

WINS

1 Hough	139
2 Rogers	133
3 Witt	104
4 Jenkins	93
5 Brown	78
6 Lewis	77
7 Helling	68
8 Guzman	66
9 Holland	62
10 Oliver	60

INNINGS PITCHED

1 Hough	2308.0
2 Rogers	1909.0
3 Witt	1680.2
4 Jenkins	1410.1
5 Brown	1278.2
6 Lewis	1174.1
7 Guzman	1013.2
8 Helling	1008.0
9 Holland	985.0
10 Oliver	955.1

GAMES STARTED

1 Hough	313
2 Witt	269
3 Rogers	252
4 Lewis	194
5 Jenkins	190
6 Brown	186
7 Helling	159
8 Holland	158
9 Guzman	152
10 Oliver	137

GAMES RELIEVED

1 Russell	406
2 Cordero	356
3 Francisco	277
4 Rogers	276
5 Wilson	252
6 Wetteland	248
7 Williams	231
8 Whiteside	222
9 Crabtree	221
10 Benoit	218

GAMES FINISHED

1 Russell	251
2 Wetteland	233
3 Cordero	220
4 Feliz	154
5 Foucault	147
6 Rogers	128
7 Nathan	123
8 Williams	121
9 Henke	115
10 Schmidt	114

LOSSES

1 Hough	123
2 Witt	104
3 Rogers	96
4 Jenkins	72
5 Lewis	70
6 Brown	64
7 Guzman	62
8 Oliver	54
9 Darwin	52
10 Helling	51

WALKS

1 Witt	1,001
2 Hough	965
3 Rogers	686
4 Brown	428
5 Oliver	402
6 Guzman	395
7 Helling	381
8 Lewis	362
9 Ryan	353
10 Pavlik	351

STRIKEOUTS

1 Hough	1,452
2 Witt	1,405
3 Rogers	1,201
4 Darvish	960
5 Ryan	939
6 Lewis	933
7 Jenkins	895
8 Holland	790
9 Brown	742
10 Guzman	715

SAVES

1 Wetteland	150
2 Russell	134
3 Cordero	117
4 Feliz	93
5 Nathan	80
6 Henke	58
7 Wilson	52
8 Tolleson	46
9 Dyson	40
10 Kern	37

ERA (min. 400.0 innings)

1 Blyleven	2.74
2 Perry	3.26
3 Ogando	3.35
4 Matlack	3.41
5 Darvish	3.42
6 Ryan	3.43
7 Jenkins	3.56
8 Wilson	3.60
9 Hough	3.68
10 Darwin	3.72

W-L PERCENTAGE (min. 400.0 inn.)

1 Sele	.649 (37-20)
2 Hamels	.644 (38-21)
3 Ogando	.636 (28-16)
4 Harrison	.588 (50-35)
5 Rogers	.581 (133-96)
6 Comer	.574 (39-29)
7 Helling	.571 (68-51)
8 Darvish	.571 (52-39)
9 Ryan	.567 (51-39)
10 Jenkins	.564 (93-72)

COMPLETE GAMES

1 Hough	98
2 Jenkins	90
3 Perry	55
4 Brown	40
5 Witt	33
6 Matlack	32
7 Blyleven	29
8 Bibby	26
9 Guzman	24
10 Medich	22

SHUTOUTS

1 Jenkins	17
2 Perry	12
3 Blyleven	11
Hough	11
5 Bibby	8
Holland	8
7 Medich	7
8 Brown	6
Rogers	6
Ryan	6

WILD PITCHES

1 Hough	99
2 Witt	95
3 Brown	52
4 Ryan	48
5 Rogers	47
6 Darvish	44
7 Pavlik	39
Russell	39
9 Oliver	36
10 Guzman	34
Helling	34

HIT BATTERS

1 Hough	89
2 Rogers	62
3 Brown	52
4 Oliver	51
5 Padilla	49
6 Lewis	48
7 Park	42
8 Wilson	41
9 Hamels	35
10 Ryan	34
Feldman	34

HOME RUNS ALLOWED

1 Hough	238
2 Rogers	195
3 Lewis	170
4 Witt	164
5 Helling	163
6 Jenkins	161
7 Holland	132
8 Oliver	114
9 Guzman	103
10 Millwood	86

WHIP (min. 400.0 innings)

1 Blyleven	1.094
2 Ryan	1.126
3 Jenkins	1.173
4 Darvish	1.1806
5 Perry	1.1809
6 Ogando	1.185
7 Hamels	1.275
8 Hough	1.282
9 Tanana	1.290
10 Wilson	1.291

CURRENT PLAYERS IN BLUE

SINGLE-SEASON PITCHING LEADERS

GAMES

1	Williams	85	1987
2	Rogers	81	1992
3	Williams	80	1986
4	Venafro	77	2000
5	Scheppers	76	2013
6	Wright	75	2008
7	Mohorovic	74	1987
	Wilson	74	2009
9	Harris	73	1986
	Rogers	73	1989
	Cordero	73	2003
	Cotts	73	2014
	Tolleson	73	2015
	Dyson	73	2016

WINS

1	Jenkins	25	1974
2	Brown	21	1992
3	Helling	20	1998
4	Bibby	19	1974
	Sele	19	1998
6	Jenkins	18	1978
	Hough	18	1987
	Sele	18	1999
	Rogers	18	2004
	Harrison	18	2012

INNINGS PITCHED

1	Jenkins	328.1	1974
2	Hough	285.1	1987
3	Jenkins	270.0	1975
	Matlack	270.0	1978
5	Hough	266.0	1984
6	Brown	265.2	1992
7	Bibby	264.0	1974
8	Jenkins	259.0	1979
9	Hough	252.0	1983
	Hough	252.0	1988

GAMES STARTED

1	Jenkins	41	1974
2	Bibby	41	1974
3	Hough	40	1987
4	Jenkins	37	1976
5	Jenkins	37	1979
6	Comer	36	1979
7	Hough	36	1984
8	7 tied	35	

GAMES RELIEVED

1	Williams	84	1987
2	Rogers	81	1992
3	Williams	80	1986
4	Venafro	77	2000
5	Scheppers	76	2013
6	Wright	75	2008
7	Mohorovic	74	1987
	Wilson	74	2009
9	Harris	73	1986
	Rogers	73	1989
	Cordero	73	2003
	Cotts	73	2014
	Tolleson	73	2015
	Dyson	73	2016

GAMES FINISHED

1	Russell	66	1989
2	Harris	63	1986
	Cordero	63	2004
4	Nathan	62	2012
5	Nathan	61	2013
6	Henke	60	1993
	Cordero	60	2005
8	Wetteland	59	1998
	Wetteland	59	1999
	Feliz	59	2010

LOSSES

1	Bibby	19	1974
2	Jenkins	18	1975
	Tanana	18	1982
4	Honeycutt	17	1982
5	Hough	16	1985
	Hough	16	1988
7	Tanana	15	1984
	Mason	15	1985
	Guzman	15	1986
	Kilgus	15	1988
	Gross	15	1995

WALKS

1	Witt	143	1986
2	Witt	140	1987
3	Correa	126	1986
	Hough	126	1988
5	Hough	124	1987
6	Hough	119	1990
7	Witt	114	1989
8	Bibby	113	1974
9	Witt	110	1990
10	Bibby	106	1973

STRIKEOUTS

1	Ryan	301	1989
2	Darvish	277	2013
3	Lynn	246	2019
4	Ryan	232	1990
5	Jenkins	225	1974
6	Hough	223	1987
7	Witt	221	1990
	Darvish	221	2012
9	Wilson	206	2011
10	Ryan	203	1991

SAVES

1	Cordero	49	2004
2	Wetteland	43	1999
	Nathan	43	2013
4	Wetteland	42	1998
5	Henke	40	1993
	Feliz	40	2010
7	Russell	38	1989
	Dyson	38	2016
9	Cordero	37	2005
	Nathan	37	2012

ERA (min. 100 innings pitched)

1	Kern	1.57	1979
2	Pau	2.17	1972
3	Foucault	2.24	1974
4	Comer	2.30	1978
5	Matlack	2.27	1978
6	Honeycutt	2.42	1983
7	Harris	2.47	1985
8	Darwin	2.63	1980
9	Blyleven	2.72	1977
10	Blyleven	2.76	1976

W-L PCT. (10 or more decisions)

1	Comer	800	8-2	1981
2	Darwin	765	13-4	1980
	Hunter	765	13-4	2010
4	Holland	762	16-5	2011
5	Hamels	750	15-5	2016
	Harrison	750	9-3	2008
	Zimmerman	750	9-3	1999
8	Helling	741	20-7	1998
9	Cotts	727	8-3	2013
10	Kern	722	13-5	1979

COMPLETE GAMES

1	Jenkins	29	1974
2	Jenkins	22	1975
3	Perry	21	1976
4	Matlack	18	1978
5	Hough	17	1984
6	Jenkins	16	1978
7	Perry	15	1975
	Blyleven	15	1977
9	Blyleven	14	1976
	Hough	14	1985

SHUTOUTS

1	Jenkins	6	1974
	Blyleven	6	1976
3	Bibby	5	1974
	Blyleven	5	1977
5	Jenkins	4	1975
	Perry	4	1975
	Perry	4	1977
	Jenkins	4	1978
	Medich	4	1981
	Holland	4	2011

WILD PITCHES

1	Witt	22	1986
2	Correa	19	1986
	Ryan	19	1989
4	Lynn	18	2019
5	Hough	16	1986
	Witt	16	1988
7	Broberg	14	1972
	Darvish	14	2014
9	7 pitchers tied	12	

HIT BATTERS

1	Hough	19	1987
2	Park	17	2002
	Padilla	17	2006
4	Brown	15	1993
	Padilla	15	2008
6	Broberg	13	1972
	Brown	13	1991
	Sele	13	1998
	Park	13	2004
	Martínez	13	2015

HOME RUNS ALLOWED

1	Helling	41	1999
2	Jenkins	40	1979
3	Helling	38	2001
4	Jenkins	37	1975
5	Hough	36	1987
6	Lewis	35	2011
7	Witt	33	1997
8	Hough	32	1986
	Holland	32	2012
	Colon	32	2018

WHIP

1	Ryan	1.006	1991
2	Jenkins	1.008	1974
3	Perry	1.034	1990
4	Perry	1.049	1975
5	Blyleven	1.065	1977
6	Honeycutt	1.07310	1981
7	Darvish	1.07313	2013
8	Jenkins	1.080	1978
9	Ryan	1.086	1989
10	Matlack	1.122	1978

CURRENT PLAYERS IN BLUE

YEAR-BY-YEAR BATTING

Year	AVG	G	AB	R	H	TB	2B	3B	HR	RBI	SH	SF	HP	BB	SO	SB	CS	GIDP
1972	.217	154	5029	461	1092	1460	166	17	56	424	84	34	30	503	926	126	73	100
1973	.255	162	5488	619	1397	1980	195	29	110	574	45	50	27	503	791	91	52	132
1974	.272	161	5449	690	1482	2055	198	39	99	643	81	47	38	508	710	113	80	155
1975	.256	162	5599	714	1431	2075	208	17	134	675	64	41	25	613	863	102	64	125
1976	.250	162	5555	616	1390	1895	213	26	80	574	72	45	29	568	809	87	45	141
1977	.270	162	5541	767	1497	2245	265	39	135	704	116	50	39	596	904	154	85	118
1978	.253	162	5347	692	1353	2037	216	36	132	650	83	55	32	624	779	196	91	115
1979	.278	162	5562	750	1549	2273	252	26	140	718	78	59	33	461	607	79	51	135
1980	.284	163	5690	756	1616	2305	263	27	124	720	70	56	23	480	589	91	49	156
1981	.270	162	5381	452	968	1323	178	15	49	418	36	39	21	295	396	46	41	84
1982	.249	162	5445	590	1354	1955	204	26	115	558	64	32	32	447	750	63	45	134
1983	.255	163	5610	639	1429	2055	242	33	106	587	38	42	29	442	767	119	60	123
1984	.261	161	5569	656	1452	2097	227	29	120	618	47	43	20	420	807	81	50	130
1985	.253	161	5361	617	1359	2041	213	41	129	578	34	45	33	530	819	130	85	133
1986	.267	162	5529	771	1479	2365	248	43	184	725	31	42	35	511	1088	103	76	136
1987	.266	162	5564	823	1478	2394	264	35	194	772	42	51	24	567	1081	120	71	116
1988	.252	161	5479	637	1378	2019	227	39	112	589	48	53	35	542	1022	130	57	111
1989	.263	162	5458	695	1433	2151	260	46	122	654	63	40	34	503	989	101	49	151
1990	.259	162	5489	676	1416	2057	257	27	110	641	54	44	34	575	1054	115	48	142
1991	.270	162	5703	829	1539	2420	288	31	177	774	59	41	42	596	1039	102	50	128
1992	.250	162	5537	682	1387	2176	266	23	159	646	56	45	50	550	1036	81	44	115
1993	.267	162	5510	835	1472	2377	284	39	181	780	69	56	48	483	984	113	67	111
1994	.280	114	3983	613	1114	1738	198	27	124	582	41	34	36	437	730	82	35	95
1995	.265	144	4913	691	1304	2013	247	24	138	651	49	45	33	526	877	90	47	112
1996	.284	163	5702	928	1622	2672	323	32	221	890	32	69	31	660	1041	83	26	128
1997	.274	162	5651	807	1547	2473	311	27	187	773	28	52	34	500	1116	72	37	118
1998	.289	162	5672	940	1637	2618	314	32	201	894	41	54	39	595	1045	82	47	137
1999	.293	162	5651	945	1653	2705	300	29	230	897	35	62	29	611	937	111	54	147
2000	.283	162	5648	848	1601	2520	330	35	173	806	48	48	39	580	922	69	47	161
2001	.275	162	5685	890	1566	2676	326	23	246	844	25	55	75	548	1093	97	32	131
2002	.269	162	5618	843	1410	2049	287	27	230	806	48	52	54	554	1055	62	34	129
2003	.266	162	5664	826	1506	2569	274	36	239	799	24	42	75	488	1052	65	25	115
2004	.266	162	5615	860	1492	2564	323	34	227	825	23	57	61	500	1099	69	36	91
2005	.267	162	5716	865	1528	2677	311	29	260	834	9	32	48	495	1112	67	15	123
2006	.278	162	5659	835	1571	2523	357	23	183	799	18	50	40	505	1061	53	24	148
2007	.263	162	5555	816	1460	2367	298	36	179	768	57	42	56	503	1224	88	25	129
2008	.283	162	5728	901	1619	2647	376	35	194	867	37	54	63	595	1207	81	25	117
2009	.260	162	5526	784	1436	2458	296	27	224	748	40	51	37	472	1253	149	36	97
2010	.276	162	5635	787	1556	2360	268	25	162	740	53	54	45	511	986	123	48	129
2011	.283	162	5659	855	1599	2603	310	32	210	807	39	49	39	475	930	143	45	135
2012	.273	162	5590	808	1526	2493	303	32	200	780	36	53	57	478	1103	91	44	121
2013	.262	163	5585	730	1465	2301	262	23	176	691	45	42	61	452	1087	149	44	124
2014	.256	162	5618	837	1410	2049	268	28	115	597	41	45	61	417	1162	105	59	148
2015	.257	162	5511	751	1419	2278	279	32	172	707	43	54	76	503	1233	101	39	99
2016	.262	162	5525	765	1446	2394	257	23	215	748	18	40	70	436	1220	99	36	114
2017	.244	162	5430	799	1326	2334	255	21	237	756	27	39	81	544	1493	113	44	110
2018	.240	162	5453	737	1308	2204	266	24	194	696	33	34	88	555	1484	74	35	104
2019	.248	162	5540	810	1374	2387	296	24	223	765	17	44	67	534	1578	131	38	98
TOTALS	.265	7645	262449	36038	69536	108936	12782	1423	7924	34090	2241	2261	2116	24801	47690	4792	2312	6951

*bold face indicates club's high-low in each category, excluding 1972, as well as labor-shortened years of 1981, 1994 and 1995.

YEARLY AMERICAN LEAGUE RANKS

Year	AVG	G	AB	R	OR	H	TB	2B	3B	HR	RBI	SH	SF	HP	BB	IBB	SO	SB	CS	DP	SLG	OBP
1972	12	8	11	11	12	12	12	12	12	11	2	5	8	5	12	10	1	12	1	12	12	11
1973	9	11	11	12	12	11	11	11	8	11	12	9	2	10	10	11	5	6	6	11	11	11
1974	1	12	10	2	10	3	4	11	3	10	2	2	6	4	9	8	2	5	11	10	4	2
1975	6	11	1	4	9	3	7	9	12	4	3	7	9	11	1	5	10	6	10	6	9	6
1976	8	11	2	7	8	10	5	11	9	7	5	11	8	2	2	7	10	7	10	10	7	7
1977	6	11	6	6	7	8	7	8	7	6	1	1	8	4	1	5	11	4	10	7	7	5
1978	11	3	13	6	2	12	9	13	10	4	6	5	5	5	1	11	10	2	2	10	7	5
1979	6	11	2	9	3	5	5	8	13	7	6	3	4	6	12	3	2	10	5	7	8	9
1980	2	11	2	7	8	7	4	14	8	6	5	3	10	9	3	1	7	1	6	12	7	7
1981	3	11	9	6	2	3	10	1	12	12	6	10	3	5	12	1	2	9	9	5	9	7
1982	13	3	14	14	12	13	14	14	13	12	14	3	14	3	12	13	9	10	4	8	14	14
1983	13	3	4	13	1	13	12	12	8	13	13	10	12	7	13	12	6	6	10	4	13	13
1984	15	13	6	12	12	12	11	12	11	13	13	5	12	13	8	9	8	9	8	10	10	10
1985	10	3	14	14	10	14	14	14	14	12	14	11	8	5	6	11	7	4	13	9	13	10
1986	5	11	6	7	9	5	5	8	3	4	7	12	11	6	9	7	13	8	14	10	4	6
1987	6	11	8	5	12	6	5	8	6	7	5	8	4	13	7	10	14	9	12	6	3	7
1988	11	9	9	12	9	11	12	11	3	14	12	7	3	8	5	8	14	4	12	3	13	9
1989	5	11	10	8	9	6	4	5	1	9	9	3	14	7	7	13	13	9	3	12	4	7
1990	8	11	11	10	6	9	10	6	9	8	9	6	10	7	6	5	14	5	3	11	11	5
1991	3	11	1	1	14	2	1	4	6	2	4	12	4	4	3	12	9	6	6	1	2	1
1992	12	11	9	12	7	12	7	10	4	9	7	11	7	13	13	11	3	11	3	2	6	11
1993	5	11	9	3	7	6	4	6	3	1	4	3	3	7	13	5	12	6	5	3	4	11
1994	4	7	3	5	14	4	6	10	4	6	5	4	10	4	5	13	5	7	12	7	3	3
1995	9	5	11	11	8	10	12	10	11	10	11	3	6	13	10	11	8	10	4	6	10	10
1996	5	11	2	4	5	5	4	6	4	4	12	2	12	4	4	10	11	1	1	14	4	6
1997	5	11	3	7	9	5	5	4	7	5	7	12	7	13	11	6	10	1	3	4	4	9
1998	1	3	1	2	12	1	2	5	5	6	2	7	5	13	4	9	7	13</				

YEAR-BY-YEAR PITCHING

YEAR	W-L	ERA	G	REL	CG	SHO	SV	IP	H	R	ER	HR	BB	SO	HB	WP	BK
1972	54-100	3.54	154	324	11	8	34	1374.2	1258	628	540	92	613	868	48	44	4
1973	57-105	4.64	162	298	35	10	27	1430.0	1514	844	737	130	680	831	44	62	3
1974	84-76	3.82	161	224	62	16	12	1433.2	1423	698	609	126	449	871	40	51	4
1975	79-83	3.87	162	224	60	16	17	1465.2	1456	733	630	123	518	792	43	49	7
1976	76-86	3.46	162	196	63	15	15	1472.0	1464	652	566	106	461	773	31	46	9
1977	94-69	3.53	162	200	49	17	31	1472.1	1412	657	578	134	471	864	31	44	2
1978	87-75	3.36	162	170	54	12	25	1456.1	1431	632	544	108	421	776	24	35	3
1979	83-79	3.86	163	256	26	10	42	1437.0	1371	698	617	135	532	773	28	37	2
1980	76-85	4.02	162	217	35	6	25	1451.2	1561	752	649	119	519	890	37	58	5
1981	57-48	3.40	105	142	23	13	18	940.1	851	389	355	67	322	488	17	18	2
1982	64-98	4.28	162	214	32	5	24	1431.0	1554	749	681	128	483	690	41	34	4
1983	77-85	3.31	163	190	43	11	32	1466.2	1392	609	540	97	471	826	38	36	6
1984	69-92	3.91	161	190	38	6	21	1438.2	1443	714	625	148	518	863	34	62	11
1985	62-99	4.56	161	264	18	5	33	1411.2	1479	785	715	173	501	863	36	43	7
1986	87-75	4.11	162	328	15	8	41	1450.1	1356	743	663	145	736	1059	41	94	13
1987	75-87	4.61	162	329	20	3	27	1444.1	1388	849	740	199	760	1103	55	61	26
1988	70-91	4.05	161	251	41	11	31	1438.2	1310	735	648	129	654	912	56	72	57
1989	83-79	3.92	162	321	25	7	44	1434.1	1279	714	624	119	654	1112	48	65	16
1990	83-79	3.83	162	302	25	9	36	1444.2	1343	696	674	113	623	997	44	61	6
1991	85-77	4.43	162	386	9	10	41	1479.0	1486	814	728	151	662	1022	45	77	12
1992	77-85	4.06	162	359	19	3	42	1460.1	1471	753	658	113	598	1034	48	72	6
1993	86-76	4.28	162	314	20	6	45	1438.1	1476	751	684	144	562	957	44	52	14
1994	52-62	5.45	114	301	10	4	26	1023.0	1176	697	620	157	394	683	32	50	5
1995	74-70	4.66	144	360	14	4	34	1285.0	1385	720	665	152	514	838	36	60	6
1996	90-72	4.65	163	347	19	6	43	1449.1	1569	799	749	168	582	976	43	38	9
1997	77-85	4.69	162	382	8	9	33	1429.2	1598	823	745	169	541	925	38	55	6
1998	88-74	4.99	162	402	10	8	46	1431.1	1624	871	794	164	519	994	45	62	2
1999	95-67	5.07	162	439	6	9	47	1436.1	1626	859	809	186	509	979	40	50	2
2000	71-91	5.52	162	415	3	4	39	1429.0	1683	974	876	202	661	918	63	40	6
2001	73-89	5.71	162	411	4	3	37	1438.1	1670	937	833	222	593	1151	63	70	9
2002	72-90	5.15	162	487	4	4	33	1439.2	1528	882	824	194	669	1030	76	84	11
2003	71-91	5.67	162	494	4	3	43	1433.1	1625	969	903	208	603	1009	63	51	8
2004	89-73	4.53	162	468	5	9	52	1439.2	1536	794	724	182	547	979	81	34	11
2005	79-83	4.96	162	454	2	6	46	1440.0	1589	858	794	159	522	932	60	44	4
2006	80-82	4.60	162	489	3	8	42	1431.1	1558	784	731	162	496	972	66	34	4
2007	75-87	4.75	162	467	0	8	42	1430.0	1525	844	755	155	668	976	70	66	4
2008	79-83	5.37	162	457	6	8	36	1442.0	1647	967	860	176	625	963	72	62	9
2009	87-75	4.38	162	436	8	11	45	1434.2	1432	740	698	171	531	1016	70	45	8
2010	90-72	3.93	162	481	7	8	46	1455.1	1355	687	636	162	551	1181	63	56	4
2011	96-66	3.79	162	417	10	19	38	1441.1	1327	677	607	170	461	1179	46	43	6
2012	93-69	3.99	162	428	7	10	43	1442.0	1378	707	639	175	446	1286	41	53	8
2013	91-77	3.62	163	475	4	10	46	1463.1	1370	636	589	177	499	1309	48	69	5
2014	67-95	4.49	162	476	6	17	33	1428.1	1510	773	711	160	505	1100	61	61	7
2015	88-74	4.24	162	498	5	9	45	1442.2	1459	733	680	171	508	1095	63	51	5
2016	95-67	4.37	162	479	1	6	56	1443.0	1441	757	700	201	534	1154	53	45	5
2017	78-84	4.66	162	464	2	6	29	1434.1	1443	816	742	214	559	1107	74	63	7
2018	67-95	4.92	162	506	1	5	42	1431.0	1516	848	783	222	491	1121	72	57	8
2019	78-84	5.06	162	499	4	9	33	1438.0	1515	878	808	241	583	1379	70	68	3
TOTALS	3760-3880	4.37	7645	17231	877	399	1718	68101.2	69803	36656	33100	7499	26321	46426	2382	2583	381

*bold face indicates club's high-low in each category, excluding 1972, as well as labor-shortened years of 1981, 1994 and 1995.

YEARLY ALLEGEANUE RANKS

Year	W	L	ERA	G	CG	SHO	SV	IP	H	TBF	R	ER	HR	SF	SB	BB	IBB	SO	WP	BK	
1972	12	1	12	8	12	12	4	10	7	12	12	12	5	12	12	12	11	10	5	9	10
1973	12	1	12	12	12	9	9	11	10	11	12	11	8	3	12	12	12	8	6	11	6
1974	4	9	10	12	3	11	11	12	6	2	10	8	1	9	10	2	3	3	1	5	1
1975	6	5	6	11	4	3	10	1	8	10	9	7	6	11	6	11	5	10	3	7	11
1976	8	4	2	12	3	12	3	11	7	11	12	11	12	5	4	3	3	4	8	11	1
1977	5	10	2	11	4	1	5	1	4	6	4	3	3	12	3	8	3	5	3	7	1
1978	6	8	2	3	5	7	10	4	8	6	2	2	5	8	4	3	2	7	3	4	3
1979	8	7	3	11	13	4	1	5	3	3	3	3	7	10	5	6	6	8	5	3	3
1980	10	5	8	11	7	13	12	8	13	11	8	8	3	7	8	12	7	10	1	13	5
1981	7	10	3	11	7	11	11	11	3	3	2	2	2	13	11	6	4	11	8	3	2
1982	13	2	12	3	7	13	13	13	13	7	12	12	5	12	9	13	5	14	13	3	2
1983	13	6	1	11	2	5	9	2	3	5	1	1	9	12	4	12	6	9	6	4	6
1984	13	2	4	18	4	14	11	14	11	6	8	5	11	8	11	8	11	11	1	14	5
1985	13	2	12	9	12	13	10	14	10	4	10	12	3	1	6	11	9	9	6	5	1
1986	4	10	9	3	13	6	3	2	12	9	8	3	1	2	10	14	9	1	14	12	1
1987	11	3	11	11	8	14	11	8	2	13	12	10	9	6	6	14	14	9	1	11	14
1988	12	3	8	9	1	4	12	8	1	10	9	8	5	4	10	13	14	4	4	14	13
1989	6	8	7	11	3	11	4	9	1	7	9	7	7	3	9	14	14	6	1	13	12
1990	5	10	6	11	1	9	13	6	4	8	6	6	4	1	12	11	13	5	3	10	4
1991	4	11	11	11	12	8	8	11	14	14	12	10	11	8	12	12	14	6	1	13	13
1992	7	8	10	7	11	14	9	4	12	12	12	4	4	13	12	11	11	1	14	5	1
1993	4	11	6	11	5	9	4	11	8	7	7	6	6	4	3	6	7	6	6	9	14
1994	11	4	13	7	10	6	6	13	14	14	13	14	13	13	9	5	9	7	10	8	1
1995	6	9	8	5	4	9	9	7	11	8	8	8	8	10	9	2	5	8	10	12	8
1996	3	12	6	11	6	4	11	7	9	7	5	2	3	8	6	4	9	6	2	14	1
1997	10	5	7	11	8	4	12	11	13	10	9	6	2	1	12	4	5	8	13	7	9
1998	4	10	12	3	5	4	6	12	14	11	12	12	6	13	3	4	10	10	10	12	1
1999	5	12	11	11	6	11	4	7	14	7	11	6	5	3	7	2	3	8	3	2	2
2000	12	3	14	14	11	8	13	14	14	14	13	10	10	13	13	12	10	10	9	12	9
2001	10	5	14	11	11	10	10	9	14	14	14	14	1	14	6	14	7	9	12	13	1
2002	10	5																			

YEAR-BY-YEAR BATTING LEADERS

FRONT OFFICE

COACHES

PLAYERS

2019 REVIEW

OPINIONS

RECORDS

DEVELOPMENT

MEDIA

YEAR	BATTING AVERAGE	ON-BASE PERCENTAGE	SLUGGING PERCENTAGE	OPS
1972	Billings.....254	Nelson.....324	Ford.....382	Ford.....680
1973	A. Johnson.....287	Burroughs.....355	Burroughs.....487	Burroughs.....842
1974	Randle.....302	Burroughs.....397	Burroughs.....504	Burroughs.....901
1975	Hargrove.....303	Harrah.....403	Harrah.....458	Harrah.....861
1976	Hargrove.....287	Hargrove.....397	Grievie.....418	Hargrove.....781
1977	Hargrove.....305	Hargrove.....420	Harrah.....479	Hargrove.....897
1978	Oliver.....324	Hargrove.....388	Bonds.....497	Bonds.....853
1979	Oliver.....323	Oliver.....367	Oliver.....470	Oliver.....836
1980	Rivers.....333	Bell.....379	Bell.....498	Bell.....877
1981	Oliver.....309	Sundberg.....369	Bell.....428	Bell.....792
1982	Bell.....296	Bell.....376	Bell.....426	Bell.....803
1983	Bell.....277	Bell.....332	Parrish.....474	Parrish.....800
1984	Bell.....315	Bell.....382	Parrish.....465	Bell.....840
1985	Ward.....287	Harrah.....432	O'Brien.....452	Harrah.....820
1986	Fletcher.....300	O'Brien.....385	Parrish.....509	Parrish.....856
1987	Fletcher.....287	Browne.....358	Incaviglia.....497	Incaviglia.....829
1988	Fletcher.....276	Fletcher.....364	Sierra.....424	O'Brien.....760
1989	Franco.....316	Franco.....386	Sierra.....543	Sierra.....889
1990	Palmeiro.....319	Franco.....383	Palmeiro.....468	Palmeiro.....829
1991	Franco.....*341	Franco.....408	Palmeiro.....532	Palmeiro.....922
1992	Sierra.....278	Palmeiro.....352	Gonzalez.....*529	Gonzalez.....833
1993	Gonzalez.....310	Palmeiro.....*371	Gonzalez.....*630	Gonzalez.....1,000
1994	Clark.....329	Clark.....431	Canseco.....552	Canseco.....939
1995	Rodriguez.....303	Tettleton.....396	Tettleton.....510	Tettleton.....906
1996	Greer.....332	Greer.....397	Gonzalez.....643	Gonzalez.....1,011
1997	Greer.....321	Greer.....405	Gonzalez.....589	Greer.....936
1998	Rodriguez.....321	Greer.....406	Gonzalez.....630	Gonzalez.....997
1999	Rodriguez.....332	Palmeiro.....420	Palmeiro.....630	Palmeiro.....1,050
2000	Alicea.....294	Palmeiro.....397	Palmeiro.....558	Palmeiro.....954
2001	Catalanotto.....330	A. Rodriguez.....399	A. Rodriguez.....622	A. Rodriguez.....1,021
2002	A. Rodriguez.....300	A. Rodriguez.....392	A. Rodriguez.....623	A. Rodriguez.....1,015
2003	M. Young.....306	A. Rodriguez.....396	A. Rodriguez.....*600	A. Rodriguez.....995
2004	M. Young.....*313	Teixeira.....370	Teixeira.....560	Teixeira.....929
2005	M. Young.....*331	M. Young.....385	Teixeira.....575	Teixeira.....954
2006	M. Young.....314	Teixeira.....371	Teixeira.....514	Teixeira.....886
2007	M. Young.....315	M. Young.....366	Kinsler.....441	Kinsler.....796
2008	Bradley.....321	Bradley.....436	Bradley.....563	Bradley.....989
2009	M. Young.....322	M. Young.....374	M. Young.....524	M. Young.....892
2010	Hamilton.....*359	Hamilton.....411	Hamilton.....*633	Hamilton.....*1,044
2011	M. Young.....338	M. Young.....380	Beltre.....561	Beltre.....892
2012	Beltre.....321	Murphy.....380	Hamilton.....577	Hamilton.....930
2013	Beltre.....315	Beltre.....371	Beltre.....509	Beltre.....880
2014	Beltre.....324	Beltre.....388	Beltre.....492	Beltre.....879
2015	Fielder.....305	Fielder.....378	Moreland.....482	Fielder.....841
2016	Andrus.....302	Andrus.....362	Beltre.....521	Beltre.....879
2017	Andrus.....297	Choo.....357	Gallo.....537	Gallo.....869
2018	Choo.....264	Choo.....377	Gallo.....498	Choo.....810
2019	Santana.....283	Choo.....371	Santana.....534	Santana.....857

YEAR	GAMES	AT-BATS	RUNS	HITS
1972	Nelson.....145	Nelson.....499	Nelson.....68	Billings.....119
1973	Johnson.....158	Johnson.....624	Nelson / Burroughs / Harris.....71	A. Johnson.....179
1974	Harrah.....161	Harrah.....573	Burroughs.....84	Burroughs.....167
1975	Randle.....156	Randle.....601	Randle.....85	Randle.....166
1976	Burroughs.....158	Burroughs.....604	Hargrove.....80	Hargrove.....155
1977	Harrah.....159	Campaneris.....552	Hargrove.....98	Hargrove.....160
1978	Wills.....157	Wills.....539	Bonds.....85	Oliver.....170
1979	Bell.....**162	Bell.....*670	Wills.....90	Bell.....200
1980	Oliver.....*163	Oliver.....656	Wills.....102	Rivers.....210
1981	Oliver / Sundberg / Wills.....102	Oliver.....421	Rivers.....62	Oliver.....130
1982	Wright.....150	Wright.....557	Wright.....69	Bell.....159
1983	Wright.....**162	Wright.....634	Sample.....83	Wright.....175
1984	Parrish.....156	Parrish.....613	Ward.....77	Parrish.....175
1985	O'Brien.....159	Ward.....593	Ward.....77	Ward.....170
1986	O'Brien.....156	McDowell.....572	McDowell.....105	O'Brien.....160
1987	O'Brien.....159	Sierra.....*634	Sierra.....97	Fletcher / Sierra.....169
1988	Sierra/O'Brien.....156	Sierra.....615	Sierra.....77	Sierra.....156
1989	Sierra.....**162	Sierra.....634	Sierra.....101	Sierra.....194
1990	Sierra.....159	Sierra.....608	Franco.....96	Palmeiro.....*191
1991	Sierra.....161	Sierra.....661	Palmeiro.....115	Palmeiro / Sierra.....203
1992	Palmeiro.....159	Palmeiro.....608	Palmeiro.....84	Palmeiro.....163
1993	Palmeiro.....160	Palmeiro.....597	Palmeiro.....*124	Palmeiro.....176
1994	Canseco.....111	Canseco.....429	Canseco.....88	Clark.....128
1995	Nixon.....139	Nixon.....589	Nixon.....87	Nixon.....174
1996	Elster.....157	I. Rodriguez.....639	I. Rodriguez.....116	Rodriguez.....193
1997	Greer.....157	Greer.....601	Greer.....112	Greer.....192
1998	Palmeiro.....156	Gonzalez.....806	Gonzalez.....112	Gonzalez.....193
1999	Palmeiro.....68	I. Rodriguez.....600	I. Rodriguez.....116	Rodriguez.....199
2000	Palmeiro.....158	Palmeiro.....565	Palmeiro.....102	Palmeiro.....163
2001	A. Rodriguez.....**162	A. Rodriguez.....632	A. Rodriguez.....*133	A. Rodriguez.....201
2002	A. Rodriguez.....**162	A. Rodriguez.....624	A. Rodriguez.....125	A. Rodriguez.....187
2003	A. Rodriguez.....161	M. Young.....666	A. Rodriguez.....*124	M. Young.....204
2004	M. Young.....160	M. Young.....690	M. Young.....114	M. Young.....216
2005	Teixeira.....**162	M. Young.....668	M. Young.....114	M. Young.....*221
2006	Teixeira / M. Young.....**162	M. Young.....691	Matthews Jr.....102	M. Young.....217
2007	M. Young.....156	M. Young.....639	Kinsler.....96	M. Young.....201
2008	Hamilton.....156	M. Young.....645	Kinsler / M. Young.....102	Hamilton.....190
2009	Byrd.....146	Kinsler.....566	Kinsler.....101	M. Young.....174
2010	M. Young.....157	M. Young.....656	M. Young.....99	Hamilton / M. Young.....186
2011	M. Young.....159	M. Young.....631	Kinsler.....121	M. Young.....*213
2012	Cruz.....159	Kinsler.....655	Kinsler.....105	Beltre.....194
2013	Beltre.....161	Andrus.....631	Andrus.....91	Beltre.....199
2014	Andrus.....157	Andrus.....619	Beltre.....79	Beltre.....178
2015	Andrus.....160	Fielder.....613	Choo.....94	Fielder.....187
2016	Desmond.....156	Desmond.....625	Desmond.....107	Desmond.....178
2017	Odor.....**162	Andrus.....643	Andrus.....100	Andrus.....191
2018	Gallo.....148	Choo.....560	Choo.....83	Choo.....148
2019	Choo.....151	Andrus.....600	Choo.....93	Andrus.....165

YEAR	DOUBLES	TRIPLES	HOME RUNS	RUNS BATTED IN				
1972	Ford.....	19	Nelson.....	3	Ford.....	14	Billings.....	58
1973	A. Johnson.....	26	Harris.....	7	Burroughs.....	30	Burroughs.....	85
1974	Burroughs.....	33	Hargrove / Tovar.....	6	Burroughs.....	25	Burroughs.....	*118
1975	Harrah / Randle.....	24	Randle.....	7	Burroughs.....	29	Burroughs.....	94
1976	Hargrove.....	31	Randle.....	7	Grieve.....	20	Burroughs.....	86
1977	Washington.....	31	Campaneris.....	7	Harrah.....	27	Harrah.....	87
1978	Oliver.....	35	Sundberg.....	6	Bonds.....	29	Oliver.....	89
1979	Bell.....	42	Oliver / Sundberg.....	4	Bell / Putnam / Zisk.....	18	Bell.....	101
1980	Oliver.....	43	Rivers.....	6	Oliver / Zisk.....	19	Oliver.....	117
1981	Oliver.....	29	Five with.....	2	Bell.....	10	Bell.....	64
1982	Bell.....	27	Sundberg / Wright.....	5	Hostetler.....	22	Bell/Hostetler.....	67
1983	Bell.....	35	Wright.....	6	Parrish.....	26	Parrish.....	88
1984	Parrish.....	42	Ward.....	7	Parrish.....	22	Parrish.....	101
1985	O'Brien.....	34	Ward.....	7	O'Brien.....	22	O'Brien.....	92
1986	Fletcher.....	34	Sierra.....	10	Incaviglia.....	30	Parrish.....	94
1987	Sierra.....	35	Browne.....	6	Parrish.....	32	Sierra.....	109
1988	Sierra.....	32	Espy.....	6	Sierra.....	23	Sierra.....	91
1989	Sierra.....	35	Sierra.....	*14	Sierra.....	29	Sierra.....	*119
1990	Sierra.....	*37	Pettis.....	8	Incaviglia.....	24	Sierra.....	96
1991	Palmeiro.....	*49	Pettis / Sierra.....	5	Gonzalez.....	27	Sierra.....	116
1992	Palmeiro.....	32	Sierra.....	6	Gonzalez.....	*43	Gonzalez.....	109
1993	Palmeiro.....	40	Hulse.....	10	Gonzalez.....	*46	Gonzalez.....	118
1994	Clark.....	24	Gonzalez / Hulse.....	4	Canseco.....	31	Canseco.....	90
1995	Rodriguez.....	32	McLemore.....	5	Tettefeton.....	32	Clark.....	92
1996	Rodriguez.....	47	Greer.....	6	Gonzalez.....	47	Gonzalez.....	144
1997	Greer.....	42	Cedeno.....	6	Gonzalez.....	42	Gonzalez.....	131
1998	Gonzalez.....	*50	Greer.....	5	Gonzalez.....	45	Gonzalez.....	*157
1999	Greer / Zelle.....	41	McLemore.....	7	Palmeiro.....	47	Palmeiro.....	148
2000	Greer.....	34	Alceia.....	8	Palmeiro.....	39	Palmeiro.....	120
2001	A. Rodriguez.....	34	Catalanotto.....	5	A. Rodriguez.....	*52	A. Rodriguez.....	135
2002	Palmeiro.....	34	M. Young.....	8	A. Rodriguez.....	*57	A. Rodriguez.....	*142
2003	Bialock / M. Young.....	33	M. Young.....	9	A. Rodriguez.....	*47	A. Rodriguez.....	118
2004	Bialock.....	38	M. Young.....	9	Teixeira.....	38	Teixeira.....	112
2005	Soriano.....	43	M. Young / Dellucci / Matthews Jr.....	5	Teixeira.....	43	Teixeira.....	110
2006	M. Young.....	52	Matthews Jr.....	8	Teixeira.....	33	Teixeira.....	144
2007	M. Young.....	37	Byrd.....	6	Sosa.....	21	M. Young.....	94
2008	Kinsler.....	41	Hamilton.....	5	Hamilton.....	32	Hamilton.....	*130
2009	Byrd.....	43	Andrus.....	8	Cruz.....	33	Byrd.....	89
2010	Hamilton.....	40	Borbon.....	4	Hamilton.....	32	Guerrero.....	115
2011	M. Young.....	41	M. Young.....	6	Beltre/Kinsler.....	32	M. Young.....	106
2012	Cruz.....	45	Andrus.....	9	Hamilton.....	43	Hamilton.....	128
2013	Beltre.....	32	Martin.....	6	Beltre.....	30	Beltre.....	92
2014	Andrus.....	35	Rios.....	8	Beltre.....	19	Beltre.....	77
2015	Andrus.....	34	DeShields.....	10	Fielder / Moreland.....	23	Fielder.....	98
2016	Odor.....	33	Andrus.....	7	Odor.....	33	Beltre.....	104
2017	Andrus.....	44	Andrus.....	4	Gallo.....	41	Mazara.....	101
2018	Profar.....	35	Profar.....	6	Gallo.....	40	Gallo.....	92
2019	Choo.....	31	Santana.....	6	Odor.....	30	Odor.....	93

YEAR	WALKS	STRIKEOUTS	TOTAL BASES	STOLEN BASES				
1972	Nelson.....	67	Nelson.....	81	Ford.....	164	Nelson.....	51
1973	Burroughs.....	67	Burroughs.....	88	Burroughs.....	256	Nelson.....	43
1974	Burroughs.....	91	Burroughs.....	104	Burroughs.....	279	Randle.....	26
1975	Harrah.....	98	Burroughs.....	*155	Burroughs/Harrah.....	239	Harrah.....	23
1976	Hargrove.....	*97	Grieve.....	119	Grieve.....	228	Randle.....	30
1977	Harrah.....	*109	Horton.....	117	Harrah.....	258	Wills.....	28
1978	Hargrove.....	*107	Bonds.....	110	Oliver.....	257	Wills.....	52
1979	Zisk.....	57	Zisk.....	75	Bell.....	302	Wills.....	35
1980	Sundberg.....	64	Zisk.....	75	Oliver.....	315	Wills.....	34
1981	Sundberg.....	59	Wills.....	49	Oliver.....	173	Wills.....	11
1982	Bell.....	70	Hostetler.....	113	Bell.....	229	Mazzilli.....	12
1983	O'Brien.....	58	Hostetler.....	103	Wright.....	269	Sample.....	44
1984	Bell.....	63	Parrish.....	116	Parrish.....	285	Tolleson.....	22
1985	Harrah.....	113	Ward.....	97	O'Brien.....	259	Ward.....	26
1986	O'Brien.....	87	Incaviglia.....	*185	O'Brien.....	258	McDowell.....	33
1987	Browne/Fletcher.....	61	Incaviglia.....	168	Sierra.....	302	Browne.....	27
1988	O'Brien.....	72	Incaviglia.....	**153	Sierra.....	261	Espy / McDowell.....	33
1989	Franco.....	66	Incaviglia.....	136	Sierra.....	*344	Espy.....	45
1990	Franco.....	82	Incaviglia.....	146	Palmeiro.....	280	Pettis.....	38
1991	Palmeiro.....	68	Gonzalez.....	118	Palmeiro.....	336	Franco.....	36
1992	Palmeiro.....	72	Palmer.....	*154	Gonzalez.....	309	Palmeiro.....	18
1993	Palmeiro.....	73	Palmer.....	154	Gonzalez.....	339	Hulse.....	29
1994	Clark.....	71	Canseco.....	114	Canseco.....	237	Hulse.....	18
1995	Tettefeton.....	107	Gil.....	147	Rodriguez.....	221	Nixon.....	50
1996	Tettefeton.....	95	Palmer.....	145	Gonzalez.....	345	McLemore.....	27
1997	Greer.....	83	Gonzalez.....	107	Greer.....	319	Burford.....	39
1998	McLemore.....	89	Gonzalez.....	126	Gonzalez.....	382	Goodwin.....	38
1999	Palmeiro.....	97	Stevens.....	132	Palmeiro.....	356	Goodwin.....	39
2000	Palmeiro.....	103	Clayton.....	132	Palmeiro.....	315	Clayton.....	11
2001	Palmeiro.....	101	A. Rodriguez.....	91	A. Rodriguez.....	*393	Kapler.....	23
2002	Palmeiro.....	104	A. Rodriguez.....	122	A. Rodriguez.....	*389	Catalanotto / A. Rodriguez.....	9
2003	A. Rodriguez.....	87	A. Rodriguez.....	126	A. Rodriguez.....	364	A. Rodriguez.....	17
2004	Bialock.....	75	Bialock.....	149	M. Young.....	333	Soriano.....	18
2005	Dellucci.....	76	Bialock.....	132	Teixeira.....	*370	Soriano.....	30
2006	Teixeira.....	89	Teixeira.....	128	Teixeira.....	323	Kinsler.....	11
2007	Kinsler.....	62	Sosa.....	112	M. Young.....	267	Kinsler.....	23
2008	Bradley.....	80	Hamilton.....	126	Hamilton.....	**331	Kinsler.....	26
2009	Kinsler.....	59	Davis.....	150	M. Young.....	280	Andrus.....	33
2010	Andrus.....	64	M. Young.....	115	Hamilton.....	328	Andrus.....	32
2011	Kinsler.....	39	Cruz.....	116	M. Young.....	299	Andrus.....	37
2012	Hamilton / Kinsler.....	60	Hamilton.....	162	Beltre.....	339	Andrus / Kinsler.....	21
2013	Andrus.....	52	Moreland.....	117	Beltre.....	321	Andrus.....	42
2014	Choo.....	58	Choo.....	131	Beltre.....	270	Martin.....	31
2015	Choo.....	76	Choo.....	147	Fielder.....	284	Andrus / DeShields.....	25
2016	Beltre.....	48	Desmond.....	160	Beltre / Odor.....	304	Andrus.....	24
2017	Choo.....	77	Gallo.....	196	Andrus.....	303	DeShields.....	29
2018	Choo.....	92	Gallo.....	207	Gallo.....	249	DeShields.....	20
2019	Choo.....	78	Odor.....	**178	Choo.....	256	Andrus.....	31

*LED LEAGUE **TIED FOR LEAGUE LEAD

YEAR-BY-YEAR PITCHING LEADERS

FRONT OFFICE

COACHES

PLAYERS

2019 REVIEW

OPPONENTS

RECORDS

DEVELOPMENT

MEDIA

YEAR	WINS	LOSSES	EARNED RUN AVERAGE	GAMES
1972	Hand.....10	Paul.....14	Paul.....2.17	Lindblad.....*66
1973	Bibby.....9	Merritt.....13	Bibby.....3.24	Gogolewski.....49
1974	Jenkins.....*25	Bibby.....19	Jenkins.....2.82	Foucault.....69
1975	Jenkins.....17	Jenkins.....18	Perry.....3.03	Foucault.....59
1976	Perry.....15	Perry.....14	Blyleven.....2.76	Foucault.....46
1977	Alexander.....17	Blyleven / Perry.....12	Blyleven.....2.72	Devine.....56
1978	Jenkins.....18	Mattack.....13	Mattack.....2.27	Cleveland.....53
1979	Comer.....17	Jenkins.....14	Comer.....3.68	Kern.....71
1980	Medich.....14	Jenkins.....12	Mattack.....3.68	Darwin.....53
1981	Honeycutt.....11	Darwin.....9	Medich.....3.08	Comer.....36
1982	Hough.....16	Tanana.....*18	Hough.....3.95	Darwin.....56
1983	Hough.....15	Smithson.....14	Honeycutt.....*2.42	O. Jones.....42
1984	Hough.....16	Tanana.....15	Tanana.....3.25	Schmidt.....43
1985	Hough.....14	Hough.....16	Hough.....3.31	Harris.....58
1986	Hough.....17	Guzman.....15	Hough.....3.79	Williams.....*80
1987	Hough.....18	Guzman.....14	Hough.....3.79	Williams.....85
1988	Hough.....15	Hough.....16	Hough.....3.32	Williams.....67
1989	Ryan.....16	Hough / Witt.....13	Ryan.....3.20	Rogers.....73
1990	Witt.....17	Hough.....12	Witt.....3.36	Rogers.....69
1991	Guzman.....13	Brown.....12	Ryan.....2.91	Jeffcoat.....70
1992	Brown.....*21	Witt.....13	Brown.....3.32	Rogers.....*81
1993	Rogers.....16	Brown.....12	Pavlik.....3.41	Henke.....66
1994	Rogers.....11	Brown.....9	Rogers.....4.46	Carpenter / Whiteside.....47
1995	Rogers.....17	Gross.....*15	Rogers.....3.38	McDowell.....64
1996	Hill/Witt.....16	Witt.....12	Hill.....3.63	Cook.....80
1997	Oliver.....13	Burkett / Witt / Oliver.....12	Oliver.....4.20	Wetteland.....61
1998	Helling.....*20	Burkett.....12	Sele.....4.23	Gunderson.....68
1999	Sele.....18	Helling.....11	Sele.....4.79	Crabtree.....68
2000	Helling.....16	Helling / Rogers.....13	Helling.....4.48	Venafro.....77
2001	Helling.....12	Helling / Oliver.....11	Davis.....4.45	Venafro.....70
2002	Rogers.....13	Valdes.....9	Rogers.....3.84	Alvarez.....52
2003	Thomson.....13	Thomson.....14	Thomson.....4.85	Cordero.....73
2004	Rogers.....18	Drese.....8	Drese.....4.20	Cordero / Almanzar.....67
2005	Rogers.....12	Rogers / Astacio.....8	Rogers.....3.46	Cordero.....69
2006	Millwood.....16	Millwood.....12	Padilla.....4.50	Otsuka.....93
2007	Millwood.....10	Millwood.....14	Millwood.....5.16	Benoit.....70
2008	Padilla.....14	Millwood.....10	Padilla.....4.74	Wright.....75
2009	Feldman.....17	Holland.....13	Millwood.....3.67	Wilson.....74
2010	Wilson.....15	Lewis.....13	Wilson.....3.35	O'Day.....74
2011	Holland / Wilson.....16	Lewis.....10	Wilson.....2.94	Feliz.....62
2012	Harrison.....18	Feldman / Harrison.....11	Harrison.....3.29	Nathan.....66
2013	Darvish.....13	Darvish / Holland.....9	Darvish.....2.83	Scheppers.....76
2014	Darvish / Lewis.....10	Lewis.....*14	Lewis.....5.18	Cotts.....73
2015	Lewis.....17	Gallardo.....11	Gallardo.....3.42	Tolleson.....73
2016	Hamels.....15	Perez.....11	Hamels.....3.32	Dyson.....73
2017	Perez.....13	Perez.....12	Cashner.....3.40	Claudio.....70
2018	Minor.....12	Colon.....12	None.....	Claudio.....66
2019	Lynn.....16	Jurado / Lynn.....11	Minor.....3.59	Leclerc.....70

YEAR	GAMES STARTED	COMPLETE GAMES	SHUTOUTS	INNINGS PITCHED
1972	Bosman.....29	Broberg.....3	Broberg.....2	Broberg.....176.1
1973	Bibby.....23	Bibby.....11	Bibby.....11	Bibby.....180.1
1974	Bibby / Jenkins.....41	Jenkins.....*29	Jenkins.....6	Jenkins.....328.1
1975	Jenkins.....37	Jenkins.....22	Perry / Jenkins.....4	Jenkins.....270.0
1976	Perry.....32	Perry.....21	Blyleven.....21	Perry.....250.1
1977	Perry / Alexander.....34	Blyleven.....15	Blyleven.....5	Perry.....238.0
1978	Mattack.....33	Mattack.....18	Jenkins.....10	Mattack.....270.0
1979	Jenkins.....37	Jenkins.....10	Jenkins.....3	Jenkins.....250.0
1980	Mattack.....34	Jenkins.....12	Perry.....2	Mattack.....234.2
1981	Darwin.....22	Honeycutt.....8	Medich.....*4	Darwin.....146.0
1982	Hough.....34	Hough.....12	Hough.....2	Hough.....228.0
1983	Hough.....33	Hough.....11	Hough.....3	Hough.....252.0
1984	Hough.....*36	Hough.....*17	Hough / Tanana / Darwin.....1	Hough.....266.0
1985	Hough.....34	Hough.....14	Hough / Schmidt / Mason.....1	Hough.....250.1
1986	Hough.....33	Hough.....7	Hough / Correa.....2	Hough.....230.1
1987	Hough.....40	Hough.....13	None.....	Hough.....*285.1
1988	Hough.....34	Witt.....13	Kilgus.....3	Hough.....252.0
1989	Ryan.....32	Brown.....7	Ryan / Jeffcoat.....2	Ryan.....239.1
1990	Hough / Witt.....32	Witt.....7	Ryan / Brown.....2	Witt.....222.0
1991	Brown.....33	Guzman.....5	Ryan.....2	Brown.....210.2
1992	Brown.....35	Brown.....11	Brown.....1	Brown.....*265.2
1993	Brown.....34	Brown.....12	Brown.....3	Brown.....233.0
1994	Brown.....*25	Rogers.....6	Rogers.....2	Brown.....170.0
1995	Rogers / Pavlik.....31	Gross / Tewksbury.....4	Rogers / Pavlik / Tewksbury.....2	Rogers.....208.0
1996	Hill.....35	Hill / Pavlik.....7	Hill.....*3	Hill.....250.2
1997	Oliver / Witt.....32	Oliver / Witt.....3	Oliver.....1	Witt.....209.0
1998	Sele / Helling.....33	Helling.....4	Sele / Helling.....2	Helling.....216.1
1999	Helling.....*35	Helling.....3	Sele.....2	Helling.....219.1
2000	Helling.....*35	Rogers.....2	None.....	Rogers.....227.1
2001	Helling.....34	Helling.....2	Helling.....1	Helling.....215.2
2002	Rogers.....33	Rogers.....2	Rogers / Davis.....1	Rogers.....210.2
2003	Thomson.....35	Thomson.....3	Thomson / Dickey.....1	Thomson.....217.0
2004	Rogers.....*35	Rogers / Drese.....2	Rogers / Rodriguez.....1	Rogers.....211.2
2005	Young.....31	Rogers / Drese.....1	Rogers.....1	Rogers.....195.1
2006	Millwood.....*34	Millwood.....2	Loe.....1	Millwood.....215.0
2007	Millwood.....31	None.....	None.....	Millwood.....172.2
2008	Millwood / Padilla.....29	Millwood.....3	Padilla / Harrison.....1	Padilla.....174.0
2009	Millwood / Feldman.....31	Millwood.....3	Harrison / Holland / McCarthy.....1	Millwood.....198.2
2010	Wilson.....33	Wilson.....3	None.....	Wilson.....204.0
2011	Wilson.....*34	Holland.....4	Holland.....*4	Wilson.....223.1
2012	Harrison.....32	Harrison.....4	Harrison.....2	Harrison.....213.1
2013	Holland.....33	Holland.....2	Holland.....2	Holland.....213.0
2014	Wilson.....29	Darvish / Lewis / Perez.....2	Perez.....2	Lewis.....170.1
2015	Gallardo / Lewis.....33	Lewis.....2	Gonzalez / Holland / Lewis.....1	Lewis.....204.2
2016	Perez.....33	Lewis.....1	None.....	Hamels.....200.2
2017	Perez.....32	Griffin / Hamels.....1	Griffin.....1	Perez.....185.0
2018	Minor.....28	Colon.....1	None.....	Minor.....157.0
2019	Lynn.....33	Minor.....2	Minor.....1	Lynn / Minor.....208.1

YEAR	SAVES	WALKS	STRIKEOUTS	HOME RUNS ALLOWED
1972	Pina	15	Hand	133
1973	Foucault	8	Bibby	155
1974	Foucault	12	Jenkins	225
1975	Foucault	10	Jenkins	157
1976	Hoerner	8	Blyleven	144
1977	Devine	15	Alexander	182
1978	Cleveland	12	Jenkins / Matlack	157
1979	Kern	29	Comer	84
1980	Lyle / Darwin	8	Medich	56
1981	Comer / Kern	6	Darwin	57
1982	Darwin	7	Hough	72
1983	Jones	10	Hough	95
1984	Schmidt	12	Hough	94
1985	Harris	11	Hough	83
1986	Harris	20	Witt	143
1987	Mohoric	16	Witt	140
1988	Williams	18	Hough	126
1989	Russell	38	Witt	114
1990	Rogers	15	Hough	119
1991	Russell	30	Brown	90
1992	Russell	28	Witt	95
1993	Henke	40	Pavlik	80
1994	Henke	15	Rogers	52
1995	Russell	20	Pavlik	90
1996	Henneman	31	Witt	96
1997	Wetteland	31	Oliver	82
1998	Wetteland	42	Sele	84
1999	Wetteland	43	Helling	85
2000	Wetteland	34	Helling	99
2001	Zimmerman	28	Davis	69
2002	Irabu	16	Park	78
2003	Urbina	26	Lewis	70
2004	Cordero	49	Rogers	66
2005	Cordero	37	Park	54
2006	Otsuka	32	Padilla	70
2007	Gagne	12	Millwood	67
2008	Wilson	24	Padilla	65
2009	Francisco	25	Millwood	71
2010	Feliz	40	Wilson	93
2011	Feliz	32	Wilson	74
2012	Nathan	37	Darvish	89
2013	Nathan	43	Darvish	80
2014	Soria	17	Martinez	55
2015	Tolleson	35	Gallardo	68
2016	Dyson	38	Hamels	77
2017	Claudio	11	Cashner	64
2018	Kela	24	Gallardo	43
2019	Leclerc	14	Minor	68
			Lynn	246

YEAR	HOLDS	GAMES FINISHED	WHIP	STRIKEOUT TO WALK RATIO
1972	Paul / Lindblad / Pina	4	Pina	40
1973	Gogolewski	4	Foucault	23
1974	Merritt	3	Foucault	53
1975	Umbarger	5	Foucault	40
1976	Foucault / Hoerner	4	Foucault	31
1977	Knowles	5	Devine	33
1978	Barker / Umbarger	1	Cleveland	41
1979	Kern	3	Kern	57
1980	Johnson	4	Darwin	35
1981	Johnson	4	Comer	22
1982	Darwin	2	Darwin	2
1983	Matlack	2	Jones	33
1984	Noles	2	Schmidt	37
1985	Harris / Hooten	1	Schmidt / Harris	35
1986	Williams	7	Harris	63
1987	Williams	5	Mohoric	54
1988	Mohoric	4	Williams	51
1989	Rogers	15	Russell	66
1990	Arnsberg	11	Rogers	46
1991	Rogers	11	Russell	56
1992	Rogers	16	Russell	42
1993	Whiteside	14	Henke	60
1994	Honeycutt	11	Henke	31
1995	McDowell	9	Russell	32
1996	Russell	23	Henneman	45
1997	Hernandez	13	Wetteland	58
1998	Patterson	19	Wetteland	59
1999	Zimmerman	24	Wetteland	59
2000	Zimmerman	21	Wetteland	57
2001	Venafro	21	Zimmerman	53
2002	Powell	12	Irabu	26
2003	Fultz	19	Urbina	37
2004	Almanzar	20	Cordero	63
2005	Shouse	11	Cordero	60
2006	Cordero	15	Otsuka	48
2007	Francisco	21	Gagne	30
2008	Guardado	23	Wilson	41
2009	O'Day	20	Francisco	42
2010	O'Day	22	Feliz	59
2011	Oliver	16	Feliz	56
2012	Adams	27	Nathan	62
2013	Schepers	27	Nathan	61
2014	Cotts	19	Soria	32
2015	Kela	22	Tolleson	53
2016	Diekman	26	Dyson	53
2017	Kela	11	Claudio	38
2018	Leclerc	15	Kela	31
2019	C. Martin	12	Leclerc	40
			Paul	1.24
			Bibby	1.26
			Jenkins	1.01
			Perry	1.05
			Blyleven	1.13
			Blyleven	*1.07
			Jenkins	1.08
			Jenkins	1.29
			Jenkins	1.22
			Honeycutt	1.07
			Hough	1.27
			Honeycutt	1.17
			Mason	1.14
			Hough	1.12
			Hough	1.20
			Hough	1.27
			Guzman	1.27
			Ryan	1.09
			Ryan	*1.03
			Ryan	*1.01
			Brown	1.27
			Brown	1.30
			Rogers	1.32
			Rogers	1.29
			Hill	1.31
			Burkett	1.43
			Burkett	1.33
			Sele	1.43
			Helling	1.43
			Helling	1.48
			Rogers	1.43
			Helling	1.48
			Rogers	1.34
			Thomson	1.30
			Drese	1.40
			Young	1.26
			Millwood	1.31
			Millwood	1.62
			Padilla	1.46
			Feldman	1.28
			Lewis	1.19
			Ogando	1.14
			Holland	1.22
			Holland	1.22
			Darvish	1.07
			Lewis	1.52
			Lewis	1.24
			Hamels	1.31
			Cashner	1.32
			None	None
			Lynn	1.22
			Bosman	2.19
			Bibby	1.46
			Jenkins	*5.00
			Perry	4.11
			Blyleven	3.13
			Perry	3.16
			Jenkins	*3.83
			Jenkins	2.02
			Matlack	2.35
			Honeycutt	2.35
			Hough	1.78
			Smithson	1.90
			Darwin	2.28
			Hough	1.70
			Hough	1.64
			Hough	1.80
			Guzman	1.91
			Ryan	3.07
			Ryan	3.14
			Ryan	2.82
			Guzman	2.45
			Rogers	1.97
			Brown	2.46
			Rogers	1.84
			Burkett	*4.63
			Burkett	2.85
			Sele	2.66
			Helling	1.63
			Helling	2.44
			Rogers	1.53
			Thomson	2.78
			Rogers	1.91
			Young	3.04
			Millwood	2.96
			Millwood	1.84
			Millwood	2.55
			Feldman	1.74
			Lewis	3.02
			Lewis	3.02
			Holland	2.79
			Darvish	3.46
			Lewis	2.77
			Lewis	3.38
			Hamels	2.60
			Perez	1.83
			None	None
			Lynn	4.17

*LED LEAGUE **TIED FOR LEAGUE LEAD

FIELDING STATISTICS

TEAM FIELDING

YEAR	PCT	G	PO	A	E	TC	DP	TP	PB
1972	.972	154	4116	1618	166	5900	147	0	14
1973	.974	162	4290	1705	161	6156	164	0	8
1974	.974	161	4301	1753	163	6217	163	0	8
1975	.971	162	4397	1980	191	6568	176	0	11
1976	.976	162	4416	1807	156	6379	143	0	11
1977	.982	162	4417	1870	117	6404	156	1	5
1978	.976	162	4369	1972	153	6494	141	0	12
1979	.979	162	4311	1862	130	6303	151	0	8
1980	.977	163	4357	1818	147	6322	169	0	21
1981	.984	105	2821	1340	69	4230	103	0	10
1982	.981	162	4293	1916	121	6330	167	0	19
1983	.982	163	4400	1899	113	6412	151	0	14
1984	.977	161	4316	1671	138	6125	139	0	33
1985	.980	161	4235	1703	120	6058	145	0	23
1986	.980	162	4351	1655	122	6128	158	0	25
1987	.976	162	4333	1685	151	6169	142	0	73
1988	.979	161	4316	1756	131	6203	145	0	36
1989	.978	162	4303	1651	136	6090	137	0	42
1990	.979	162	4334	1721	133	6188	159	0	35
1991	.979	162	4437	1712	134	6283	137	0	15
1992	.975	162	4381	1692	154	6227	153	0	19
1993	.979	162	4315	1780	132	6227	145	0	18
1994	.976	114	3069	1262	106	4437	106	0	9
1995	.982	144	3855	1589	98	5542	156	0	10
1996	.986	163	4348	1647	87	6082	148	0	10
1997	.980	162	4289	1666	121	6076	156	0	6
1998	.980	162	4294	1580	121	5995	139	0	10
1999	.981	162	4309	1730	119	6158	169	1	2
2000	.978	162	4287	1594	135	6016	162	0	8
2001	.981	162	4315	1639	114	6068	167	1	2
2002	.984	162	4319	1683	99	6101	152	1	11
2003	.985	162	4300	1703	94	6097	168	0	11
2004	.981	162	4319	1606	117	6042	152	0	16
2005	.982	162	4320	1679	108	6107	149	0	11
2006	.984	162	4294	1748	98	6140	174	0	11
2007	.980	162	4290	1744	124	6158	179	0	14
2008	.978	162	4326	1676	132	6134	191	0	13
2009	.982	162	4304	1603	106	6013	168	1	9
2010	.982	162	4366	1499	105	5970	133	0	8
2011	.981	162	4324	1552	114	5990	164	0	9
2012	.986	162	4326	1496	85	5907	136	0	13
2013	.986	163	4390	1549	86	6025	146	0	7
2014	.982	162	4279	1413	106	5798	155	0	9
2015	.981	162	4328	1695	119	6142	169	0	11
2016	.984	162	4329	1655	97	6081	190	0	11
2017	.982	162	4303	1616	108	6027	173	0	8
2018	.980	162	4293	1558	120	5971	168	1	13
2019	.982	162	4314	1364	105	5783	143	0	11
TOTALS	.980	7645	204299	80112	5862	290273	7404	6	713

*-bold face indicates club's high-low in each category, excluding 1972, as well as labor-shortened years of 1981, 1994 and 1995.

ERRORLESS GAMES STREAKS - BY POSITION

POSITION	PLAYER	STREAK	DATES OF STREAK
Pitchers	Alex Claudio	208 Games	Aug. 13, 2014-Sept. 29, 2018
	Tim Crabtree	194 Games	June 15, 1998-June 25, 2001
C	A.J. Pierzynski	102 Games	March 31-Sept. 6, 2013
	Bobby Johnson	65 Games	April 27-Oct. 1, 1983
	Ivan Rodriguez	64 Games	June 20-Aug. 30, 1995
1B	Mitch Moreland	90 Games	May 26-Sept. 25, 2015
	Mark Teixeira	88 Games	June 26-Oct. 2, 2005
2B	Mark Teixeira	87 Games	Sept. 8, 2004-June 15, 2005
	Steve Buechele	77 Games	July 6, 1986-Aug. 19, 1991
3B	Jeff Huson	66 Games	May 9, 1990-Sept. 28, 1993
	Adrian Beltre	62 Games	Aug. 29, 2016-July 28, 2017
SS	Buddy Bell	53 Games	June 13-Aug. 19, 1979
	Hank Blalock	53 Games	Sept. 25, 2004-May 25, 2005
	Wayne Tolleson	60 Games	April 15, 1983-June 29, 1985
OF	Elvis Andrus	54 Games	Aug. 21, 2011-April 30, 2012
	Alex Rodriguez	52 Games	June 28-Aug. 27, 2002
	Craig Gentry	192 Games	April 6, 2012-Aug. 24, 2013
OF	Tom Grieve	183 Games	April 25, 1972-June 24, 1975
	Billy Sample	182 Games	Sept. 6, 1978-Sept. 24, 1980

FRONT OFFICE | COACHES | PLAYERS | 2019 REVIEW | OPPOSITION | RECORDS | DEVELOPMENT | MEDIA

FIELDING RECORDS

SEASON - TEAM

Fielding Percentage.....	986	2013	Lowest Fielding Percentage	971	1975
Putouts.....	4437	1991	Fewest Putouts.....	4116	1972
Assists.....	1980	1975	Fewest Assists.....	1364	2019
Errors.....	191	1975	Fewest Errors.....	85	2012
Total Chances.....	6568	1975	Fewest Total Chances.....	5783	2019
Double Plays.....	191	2008	Fewest Double Plays.....	133	2010
Triple Plays.....	1	1977; '99; '01; '02; '09; '18	Fewest Triple Plays.....	2	1999, 2001
Passed Balls.....	+73	1987			
Errorless Games.....	102	2013			
Consec. Errorless Games.....	15	August 4-19, 1996 (141.1 IP)			

GAME

Errors, Game.....	7	May 24, 1976 vs. KC
Errors, Game, by Opponent.....	6	May 13, 1982 vs. TOR
Double Plays, Game.....	6	Twice: Aug. 2, 2006 at MIN; April 15, 2011 at NYY
Passed Balls, Game.....	*+6	Aug. 30, 1987 at DET
Passed Balls, Inning.....	*+4	Aug. 22, 1987 vs. CHI
Catchers Used, Nine-Inning Game.....	*+4	Aug. 28, 1987 at DET
Errors, Team, One Inning.....	4	Sept. 26, 2013 vs. LAA (Ian Kinsler, 2B - 2; Mitch Moreland, 1B, Adrian Beltre, 3B)
Errors By Opponent, One Inning.....	4	3x, last Aug. 30, 2007 vs. CWS (Andy Gonzalez, 3B 3; John Danks, P)
Errors, Individual, One Inning.....	2	Accomplished 72 times, last Danny Santana (SS) July 26, 2019 at OAK (1st inning)

+ Major League Record ++ Ties Major League Record *American League Record

SEASON - INDIVIDUAL (100 games minimum)

CATEGORY	RECORD	PLAYER	YEAR	CATEGORY	RECORD	PLAYER	YEAR
1B Games	160	Rafael Palmeiro	1993	C Games	155	Jim Sundberg	1975
Putouts	1480	Mark Teixeira	2006	Putouts	892	A.J. Pierzynski	2013
Assists	146	Pete O'Brien	1987	Assists	103	Jim Sundberg	1977
Errors	21	Rafael Palmeiro	1993	Errors	17	Jim Sundberg	1975
Fewest Errors	2	Mike Hargrove	1976	Fewest Errors	2	A.J. Pierzynski	2013
Total Chances	1572	Mitch Moreland	2016	Passed Balls	+35	Geno Petralli	1987
Double Plays	158	Mark Teixeira	2006	Fewest Passed Balls	1	Ivan Rodriguez	1999
2B Games	159	Michael Young	2003	Total Chances	959	A.J. Pierzynski	2013
Putouts	350	Bump Willis	1978	Double Plays	15	Jim Sundberg	1974
Assists	526	Bump Willis	1978	OF Games	162	Ruben Sierra	1989
Errors	22	Rougned Odor	2016	Putouts	415	Leony Martin	2014
Fewest Errors	6	Toby Harrah	1985	Assists	19	Mickey Rivers	1980
Total Chances	893	Bump Willis	1978	Errors	14	Pete Incaviglia	1986
Double Plays	129	Rougned Odor	2016	Fewest Errors	+0	Darryl Hamilton	1996 (389 tc)
3B Games	159	Toby Harrah	1977	Total Chances	434	Juan Beniquez	1976
Putouts	144	Adrian Beltre	2014	Leony Martin	2014		
Assists	396	Buddy Bell	1982	Double Plays	6	Richie Zisk	1979
Errors	33	Mike Lamb	2000	Ruben Sierra	1987		
Fewest Errors	3	Steve Buechele	1991	P Games	85	Mitch Williams	1987
Total Chances	540	Buddy Bell	1982	Putouts	37	Kevin Brown	1992
Double Plays	43	Adrian Beltre	2016	Assists	51	Charlie Hough	1984
SS Games	162	Alex Rodriguez	2002	Errors	8	Kevin Brown	1992
Putouts	290	Toby Harrah	1976	Fewest Errors	0	Kevin Millwood	2006 (42 tc)
Assists	516	Elvis Andrus	2015	Scott Feldman	2010 (39 tc)		
Errors	36	Toby Harrah	1976	Sonny Siebert	1973 (38 tc)		
Fewest Errors	8	Alex Rodriguez	2003	Ken Hill	1997 (38 tc)		
Total Chances	799	Toby Harrah	1976	Total Chances	81	Kevin Brown	1992
Double Plays	118	Alex Rodriguez	2001	Double Plays	7	Kenny Rogers	2005

+ Major League Record ++ American League Record

RANGERS INDIVIDUAL FIELDING RECORDS

HIGHEST FIELDING AVERAGE, SEASON, 100 OR MORE GAMES

POS	PLAYER	Pct.	G	PO	A	E	TC	DP
1B	Jim Spencer, 1973 (2 teams)	*.999	125	994	74	1	1069	110
	Mitch Moreland, 2016	*.998	139	1036	65	2	1103	138
2B	Toby Harrah, 1985	.989	122	212	351	6	569	71
3B	Steve Buechele, 1991	.991	111	187	239	3	329	20
SS	Alex Rodriguez, 2003	*.989	158	227	464	8	699	*111
OF+	Darryl Hamilton, 1996	***1.000	147	387	2	0	389	0
C	A.J. Pierzynski, 2013	*.998	119	892	65	2	959	*8
P+	Kevin Millwood, 2006	+1.000	34	13	29	0	*42	4

NOTE: Jim Spencer played 26 games with California and 99 with Texas

* Led League + Tied for League Lead ** Major League Record ++ American League Record

+ Record for pitchers and outfielders based on highest fielding average, season, with most chances accepted.

LAST PLAYER TO MAKE TWO ERRORS IN ONE INNING

POS	PLAYER	OPPONENT	DATE	INNING
1B	Jarrod Saltalamacchia	vs. Baltimore	Sept. 21, 2007	7th
2B	Danny Santana	vs. Houston	April 19, 2019	3rd
3B	German Duran	vs. Kansas City	April 30, 2008	8th
SS	Danny Santana	at Oakland	July 26, 2019	1st
OF	Roberto Kelly	at San Francisco	June 27, 1998	7th
P	Kameron Loe	vs. Seattle	Sept. 15, 2005	3rd
C	Yorvit Torrealba	vs. Florida	July 2, 2011	2nd

TRIPLE PLAYS

BY RANGERS (6)

AUGUST 8, 1977 VS. OAKLAND AT TEXAS: With Roger Moret pitching, Mitchell Page and Rich McKinney walked to open the fifth inning. Manny Sanguillen hit a grounder to third baseman Toby Harrah, who stepped on third to force Page, threw to second baseman Bump Wills, who forced McKinney, and threw to first baseman Mike Hargrove to get Sanguillen. The Rangers won, 3-0.

JUNE 17, 1999 AT NEW YORK: With Aaron Sele pitching, Tino Martinez and Paul O'Neill each singled to start the inning, giving New York runners at first and second base with no outs. Chili Davis hit a liner to second baseman Mark McLemore, who flipped the ball to shortstop Royce Clayton to double off Martinez at second. Clayton threw the ball to first baseman Lee Stevens to triple-off Paul O'Neill as both runners were moving on contact. The Rangers won, 4-2.

AUGUST 6, 2001 AT BOSTON: With Rob Bell pitching, Brian Daubach led off bottom of fourth inning with a walk and advanced to second on Chris Stynes' single. Scott Hatteberg lined out to shortstop Alex Rodriguez, who threw to second baseman Randy Velarde to double up Daubach at second. Velarde then tagged Stynes to complete the triple play. Boston won, 10-7.

APRIL 14, 2002 VS. SEATTLE AT TEXAS: With Kenny Rogers pitching, Ruben Sierra doubled to lead off the top of the fourth inning and John Olerud followed with an infield single, advancing Sierra to third. Ron Wright, in just his second major league at-bat, hit a ground ball back to Rogers, who threw to shortstop Alex Rodriguez to force Olerud at second base. Sierra was then caught in a rundown between 3rd and home, Alex Rodriguez to catcher Ivan Rodriguez to 3rd baseman Hank Blalock to Rogers, who applied the tag. Rogers then threw to second baseman Michael Young, who tagged out Wright attempting to advance to second base to complete the triple play. Seattle won the game, 9-7.

According to the Elias Sports Bureau, the 1-6-2-5-1-4 triple play was the most touches (people handling the ball) on a triple play in the majors since August 29, 1969, when Billy Williams of the Chicago Cubs hit into a 3-6-5-1-4-7 TP vs. Atlanta. The six Braves participating, in order, were Orlando Cepeda, Gil Garrido, Clete Boyer, Pat Jarvis, Felix Milan and Rico Carty.

MAY 20, 2009 AT DETROIT: With Matt Harrison pitching, Brandon Inge doubled to lead off the bottom of the fourth inning and Ryan Raburn followed with a walk. Gerald Laird hit a line drive to second baseman Ian Kinsler, who threw to shortstop Elvis Andrus to double up Inge at second. Andrus then tagged Raburn to complete the triple play. Detroit won, 5-3.

AUGUST 16, 2018 VS. LOS ANGELES-AL: With Ariel Jurado pitching, the bases loaded, and no outs in the 4th inning, David Fletcher hit a sharp one-hop liner to a diving Jurickson Profar at third base. Profar stepped on 3rd base to force out Eric Young Jr., then tagged Taylor Ward, who had wandered off the bag. Profar then threw to Rougned Odor at 2nd base to force out Kole Calhoun and complete the triple play. According to STATS LLC, the 5-4 triple play marked the first 3-out play in MLB without the batter being retired since 6/3/1912 when the Brooklyn Dodgers did so against the Cincinnati Reds. Texas won, 8-6.

BY OPPOSITION (7)

AUGUST 13, 1972 VS. KANSAS CITY AT TEXAS: With Dick Drago pitching, the Rangers had Dick Bosman on second and Elliott Maddox on first in the bottom of the third inning. Toby Harrah hit a chop in front of the plate, and catcher Ed Kirkpatrick threw to third baseman Paul Schaal to force Bosman. Schaal then relayed to second baseman Cookie Rojas, covering first, to get Harrah. When Maddox tried to go from first to third on the play, he was thrown out at third on Rojas' return throw to Schaal. The Rangers won, 13-4.

JUNE 10, 1979 AT BALTIMORE: With Dennis Martinez pitching, the Rangers had Pat Putnam on first and Al Oliver on second in the top of the sixth inning. With runners going on the pitch, Buddy Bell hit a line drive to third baseman Doug DeCinces, who threw to second baseman Rich Dauer to double off Oliver. Dauer then relayed to first baseman Eddie Murray to get Putnam and complete the triple play. Baltimore won, 5-4.

JUNE 23, 1979 AT OAKLAND: With Craig Minetto pitching, the Rangers had Billy Sample on first and Oscar Gamble on second in the top of the fourth inning. John Grubb hit a soft liner to third baseman Wayne Gross, who was ruled to have made the catch by umpire Bill Kunkel. However, Rangers third base coach Frank Lucchesi, thinking the ball had been trapped, waved the runners from first and second. Gross, attempting to double Gamble off second, threw the ball into centerfield, but centerfielder Tony Armas retrieved the ball and threw to shortstop Dave Chalk in time to double Gamble off second. Armas then took the ball from Chalk and ran over to first base to catch Sample off the bag for the third out. Armas had an assist and putout on the triple play. The Rangers won, 8-5.

JULY 28, 1979 VS. BOSTON AT TEXAS: With Dennis Eckersley pitching, the Rangers had Buddy Bell on first and John Grubb on third in the bottom of the first inning. Al Oliver hit a sinking liner towards right, and both runners, thinking the ball would drop, started to advance. However, second baseman Jack Brohamer made a diving catch and threw to first baseman Bob Watson to double Bell off first. Watson then relayed to third baseman Butch Hobson, who stepped on third to get Grubb and complete the triple play. Boston won, 1-0.

MAY 22, 1981 AT SEATTLE: With Jerry Don Gleaton pitching, John Grubb and Pat Putnam walked to lead off the eighth inning. With both runners going on the pitch, Mario Mendoza hit a line drive to shortstop Rick Auerbach, who stepped on 2nd to double off Grubb. Auerbach then threw to first baseman Bruce Bochte to catch Putnam for the third out. The Rangers won, 6-2.

JUNE 1, 1991 VS. SEATTLE AT TEXAS: With Randy Johnson pitching, Mario Diaz and Gary Pettis walked to lead off the second inning. Brian Downing hit a grounder to third baseman Edgar Martinez, who stepped on third to force Diaz, then threw to second baseman Harold Reynolds to force Pettis. Reynolds made the relay to first baseman Pete O'Brien to get Downing. Seattle won, 12-8.

APRIL 22, 2016 AT CHICAGO-AL: With Jose Quintana pitching, Mitch Moreland hit a bases-loaded line drive to rightfielder Adam Eaton that would result in a 9-3-2-6-2-5 triple play on which all 3 baserunners had difficulty responding to whether the ball would be caught. Ian Desmond was retired when overrunning the bag in his return to first base. Prince Fielder was then caught off third base for the last out. It was the first triple play by a Texas opponent in nearly 25 years, and the first against the Rangers in a road game in almost 35 years since May 22, 1981 at Seattle.

PASSED BALLS

The Rangers set a single-season major league record by committing 73 passed balls in 1987, surpassing the old mark of 49 by the 1959 Baltimore Orioles. Of the 73, 65 came with Charlie Hough on the mound, 46 in his final 21 starts and 25 in his last 11 outings. Geno Petralli had 35 total passed balls (32 with Hough on the mound), three more than the previous major league record accomplished by J.C. Martin of the Chicago White Sox in 1965. Don Slaught had 20 (17 catching Hough), and Mike Stanley committed 18 (16 with Hough) as that trio comprised the A.L.'s top three catchers in passed balls. All three broke the Rangers' record for passed balls for an individual catcher, set by Jim Sundberg in 1980 (17). The Rangers had three passed balls in a game four times, four and five twice each, and six once. Petralli's six passed balls on August 30 at Detroit tied the major league record for one game set by Harry Vickers of the Cincinnati Reds on October 4, 1902. Geno also had four passed balls in the seventh inning on August 22 vs. Chicago, matching the big league mark established by Ray Katt of the New York Giants on September 10, 1954.

YEAR-BY-YEAR HOME RUN TOTALS

ARLINGTON STADIUM				ON THE ROAD			
Year	Rangers	Opp	Total	Year	Rangers	Opp	Total
1972	33	41	74	1972	23	51	74
1973	47	51	98	1973	63	79	142
1974	43	57	100	1974	56	69	125
1975	52	70	122	1975	82	53	135
1976	40	57	97	1976	40	49	89
1977	62	78	140	1977	73	56	129
1978	62	49	111	1978	70	59	129
1979	69	63	132	1979	71	72	143
1980	58	57	115	1980	66	62	128
1981	21	24	45	1981	28	43	71
1982	43	66	109	1982	72	62	134
1983	45	33	78	1983	61	64	125
1984	55	70	125	1984	65	78	143
1985	76	102	178	1985	53	71	124
1986	87	61	148	1986	97	84	181
1987	93	111	204	1987	101	88	189
1988	58	67	125	1988	54	62	116
1989	75	63	138	1989	47	56	103
1990	64	59	123	1990	46	54	100
1991	79	77	156	1991	98	74	172
1992	71	63	134	1992	88	50	138
1993	90	72	162	1993	91	72	163
AS Totals	1323	1391	2714	1994	61	90	151
GLOBE LIFE PARK IN ARLINGTON				1995	57	79	136
1994	63	67	130	1996	109	82	191
1995	81	73	154	1997	92	78	170
1996	112	86	198	1998	100	81	181
1997	95	91	186	1999	127	77	204
1998	101	83	184	2000	69	97	166
1999	103	109	212	2001	122	113	235
2000	104	105	209	2002	98	81	179
2001	124	109	233	2003	99	103	202
2002	132	113	245	2004	111	85	196
2003	140	105	245	2005	107	79	186
2004	116	97	213	2006	90	77	167
2005	153	80	233	2007	84	83	167
2006	93	85	178	2008	87	79	166
2007	95	72	167	2009	102	78	180
2008	107	97	204	2010	69	81	150
2009	122	93	215	2011	84	68	152
2010	93	81	174	2012	92	81	173
2011	126	102	228	2013	91	83	174
2012	108	94	202	2014	60	78	138
2013	85	74	159	2015	80	86	166
2014	51	82	133	2016	112	91	203
2015	92	85	177	2017	112	100	212
2016	103	110	213	2018	88	95	183
2017	125	114	239	2019	109	116	225
2018	106	127	233				
2019	114	125	239				
GLPIA Totals	2744	2459	5203	TOTALS	3857	3649	7506
Totals	4067	3850	7917				

30-OR-MORE HR IN A SEASON

NO.	PLAYER	YEAR
57	Alex Rodriguez	2002
52	Alex Rodriguez	2001
47	Juan Gonzalez	1996
	Rafael Palmeiro	1999
	Rafael Palmeiro	2001
	Alex Rodriguez	2003
46	Juan Gonzalez	1993
45	Juan Gonzalez	1998
43	Juan Gonzalez	1992
	Rafael Palmeiro	2002
	Mark Teixeira	2005
	Josh Hamilton	2012
42	Juan Gonzalez	1997
41	Joey Gallo	2017
40	Joey Gallo	2018
39	Juan Gonzalez	1999
	Rafael Palmeiro	2000
38	Dean Palmer	1996
	Rafael Palmeiro	2003
	Mark Teixeira	2004
37	Rafael Palmeiro	1993
36	Alfonso Soriano	2005
	Adrian Beltre	2012
35	Ivan Rodriguez	1999
33	Dean Palmer	1993
	Mark Teixeira	2008
	Rougned Odor	2009
	Rougned Odor	2016
32	Larry Parrish	1987
	Mickey Tetletton	1995
	Hank Blalock	2004
	Josh Hamilton	2008
	Josh Hamilton	2010
	Adrian Beltre	2011
	Ian Kinsler	2011
	Adrian Beltre	2016
31	Jose Canseco	1994
	Ian Kinsler	2009
30	Jeff Burroughs	1973
	Pete Incaviglia	1986
	Ruben Sierra	1987
	Mike Napoli	2011
	Adrian Beltre	2013
	Rougned Odor	2017
	Rougned Odor	2019

THREE CONSECUTIVE 30-HR SEASONS

PLAYER	YEARS	HRS
RAFAEL PALMEIRO	1999-2003 (5)	214
JUAN GONZALEZ	1996-99 (4)	173
ALEX RODRIGUEZ	2001-03 (3)	156
MARK TEIXEIRA	2004-06 (3)	114
ADRIAN BELTRE	2011-13 (3)	98

CLUB LEVEL HOME RUNS AT GLOBE LIFE PARK (23)

PLAYER	TEAM (OPP.)	DISTANCE	DATE
Juan Gonzalez	Texas (TOR)	432	7/11/94
Dean Palmer	Texas (DET)	429	5/12/96
Juan Gonzalez	Texas (MIN)	447	6/2/96
Mark McGwire	Oakland	449	7/5/97
Juan Gonzalez	Texas (BOS)	429	8/6/98
Juan Gonzalez	Texas (WYY)	449	8/22/98
Alex Rodriguez	Texas (SEA)	441	7/3/01
Alex Rodriguez	Texas (SEA)	430	4/14/02
Todd Greene	Texas (LAA)	431	6/25/02
Alfonso Soriano	Texas (SEA)	439	4/26/05
Kevin Mench	Texas (CWS)	432	5/29/05
Sammy Sosa	Texas (OAK)	442	9/9/07
Milton Bradley	Texas (CLE)	432	6/3/08
Evan Longoria	Tampa Bay	442	6/6/08
Nelson Cruz	Texas (CLE)	432	4/8/09
Mark Trumbo	Los Angeles-AL	437	5/13/12
Nelson Cruz	Texas (KC)	416	5/11/12
David Ross	Boston	410	5/5/13
Nelson Cruz	Seattle	430	4/29/15
Carlos Gomez	Texas (CLE)	461	4/3/17
Miguel Sano	Minnesota	437	4/25/17
Mike Napoli*	Texas (SD)	448	5/11/17
Mike Zunino	Seattle	470	9/13/17
* - Walk-off			

TOP HOME RUN DISTANCES GLOBE LIFE PARK IN ARLINGTON (1994-2015)

RANK	PLAYER	TEAM (OPP.)	DISTANCE	DATE
1	Josh Hamilton	Texas (HOU)	490	6/27/10
2	Jose Canseco	Texas (SEA)	480	6/13/94
3	Mitch Moreland	Texas (MIN)	463	8/25/12
4	Joey Gallo	Texas (MIN)	461	6/13/15
5	Josh Hamilton	Texas (LAA)	460	5/15/09
6	Nelson Cruz	Texas (DET)	459	6/6/11
7	Nelson Cruz	Texas (SEA)	458	8/1/09
8	Roberto Kelly	Texas (ANA)	456	6/13/98
9	Paul Sorrento	Tampa Bay	455	5/19/99
	Mitch Moreland	Texas (HOU)	455	6/20/11
11	Mark Teixeira	Texas (BOS)	453	5/27/07
	Nelson Cruz	Texas (LAA)	453	7/30/12
13	Nelson Cruz	Texas (LAA)	452	8/26/11
14	Carlos Delgado	Toronto	451	5/6/03
	Josh Hamilton	Texas (HOU)	451	5/16/08
	Nelson Cruz	Texas (DET)	451	7/27/09

STATCAST ERA (2016 AND LATER)

RANK	PLAYER	TEAM (OPP.)	DISTANCE	DATE
1	Nomar Mazara	Texas (CWS)	505	6/21/19
2	Nomar Mazara	Texas (LAA)	491	5/25/16
3	Nomar Mazara	Texas (CHC)	482	3/28/19
4	Joey Gallo	Texas (CLE)	472	7/20/18
5	Aaron Judge	New York-AL	471	5/23/18
	Rougned Odor	Texas (LAA)	471	7/4/19
7	Mike Zunino	Seattle	470	9/13/17
8	Giancarlo Stanton	Miami	468	7/26/17
9	Joey Gallo	Texas (PIT)	467	4/30/19
10	Rougned Odor	Texas (CWS)	466	8/19/17
	Joey Gallo	Texas (BOS)	466	5/5/18
	Max Stassi	Houston	466	6/9/18
13	Rougned Odor	Texas (KC)	465	7/28/16
14	Mike Zunino	Seattle	463	6/17/17
	Aaron Judge	New York-AL	463	9/10/17

PINCH-HIT HOME RUNS (94)

DATE	PLAYER	OPPONENT	PITCHER	DATE	PLAYER	OPPONENT	PITCHER
Aug. 12, 1973	Alex Johnson	vs. Cleveland	Tom Hilgendorf	April 27, 1992	Dean Palmer	at New York	Lee Guetterman
Aug. 22, 1973	Bill Sudakis	vs. Boston	Bob Veale	Aug. 12, 1992	Juan Gonzalez	at Minnesota	Rick Aguilera
May 24, 1975	Roy Howell	at New York	Dick Tidrow	April 7, 1993	Doug Strange	at Baltimore	Gregg Olson
Aug. 6, 1975	Roy Howell	at Milwaukee	Ed Rodriguez	July 7, 1993	Gary Redus	at Milwaukee	Doug Henry
Aug. 6, 1978	Gary Gray^	vs. Cleveland	Rick Waits	Aug. 3, 1994	Chris James	vs. Chicago	Kirk McCaskill
Sept. 25, 1978	John Grubb	vs. Minnesota	Gary Serum	May 18, 1995	Rusty Greer**	vs. Milwaukee	Mark Kiefer
April 12, 1979	Oscar Camble	vs. Cleveland	Victor Cruz	June 2, 1995	Rusty Greer**	vs. Minnesota	Rick Aguilera
April 14, 1979	Richie Zisk	vs. Detroit	John Hiller	April 21, 1997	Mike Simms	vs. Detroit	A.J. Sager
June 23, 1979	Dave Roberts	at Oakland	Bob Lacey	April 26, 1997	Mike Simms	at Minnesota	Mike Trombey
June 24, 1979	Pat Putnam	at Oakland	Dave Haverlo	May 16, 1997	Rusty Greer	vs. New York	Jim Mecir
Sept. 8, 1979	Pat Putnam	at Minnesota	Paul Thormodsgard	July 25, 1997	Mike Simms	at Chicago	Chuck McElroy
April 11, 1980	Rusty Staub	vs. New York	Ron Davis	July 26, 1997	Warren Newson	at Chicago	Chris Clemons
May 20, 1980	Richie Zisk	vs. California	Dave LaRoche	Sept. 14, 1997	Domingo Cedeno	vs. Minnesota	Todd Ritchie
June 3, 1980	Pat Putnam	at Chicago	Ed Farnere	Aug. 20, 1998	Roberto Kelly	vs. Cleveland	Tom Martin
June 9, 1980	John Grubb	vs. Milwaukee	Paul Mitchell	Sept. 19, 1998	Mike Simms	vs. Oakland	Mark Holzemier
July 19, 1980	Pat Putnam	at Baltimore	Tim Stoddard	Aug. 16, 1999	Rafael Palmeiro	at Cleveland	Steve Reed
Aug. 20, 1980	Dave Roberts	vs. Kansas City	Larry Gura	April 9, 2000	Ivan Rodriguez	vs. New York	Mariano Rivera
Sept. 17, 1980	Rusty Staub	vs. Oakland	Rick Langford	May 14, 2000	Ivan Rodriguez	at Anaheim	Shigetoshi Hasegawa
May 31, 1982	Leon Roberts	at Baltimore	Tim Stoddard	July 13, 2000	Scott Sheldon	vs. Arizona	Brian Anderson
July 7, 1982	Bill Stein	vs. Boston	Mark Clear	Sept. 14, 2000	Chad Curtis	vs. Kansas City	Paul Spoljaric
Aug. 24, 1983	Bill Stein	vs. Detroit	Jack Morris	May 15, 2001	Ruben Sierra	vs. Cleveland	Steve Reed
Sept. 20, 1983	Bobby Jones^	vs. Oakland	Keith Atherton	June 1, 2001	Ruben Sierra	vs. Minnesota	Jack Cressend
July 25, 1984	Mickey Rivers	vs. Baltimore	Dennis Martinez	July 4, 2004	Hank Blalock**	at Houston	Tim Redding
Sept. 12, 1984	Bobby Jones	vs. California	Bob Stoddard	May 11, 2005	David Dellucci	vs. Detroit	Ugueth Urbina
June 26, 1985	Oddibe McDowell	at Seattle	Ed Farnere	Sept. 14, 2005	David Dellucci	at Baltimore	Jerome Julio
Sept. 8, 1985	Bobby Jones	vs. Chicago	Bob James	Sept. 17, 2005	Mark DeRosa	vs. Seattle	Eddie Guardado
Sept. 30, 1985	Bobby Jones	vs. Oakland	Jay Howell	May 10, 2007	Victor Diaz**	at New York-AL	Sean Henn
April 14, 1986	Steve Buechle	at Milwaukee	Dan Plasac	June 24, 2007	Marlon Byrd	vs. Houston	Dan Wheeler
Aug. 25, 1986	Geno Petralli	vs. Boston	Roger Clemens	Aug. 4, 2007	Brad Wilkerson	at Toronto	Brandon League
Sept. 1, 1986	Oddibe McDowell*	at Boston	Steve Crawford	Sept. 26, 2007	Hank Blalock	vs. LA of Anaheim	Marc Gwyn
Sept. 1, 1986	Darrell Porter*	at Boston	Steve Crawford	Sept. 20, 2010	Chris Davis	at LA of Anaheim	Francisco Rodriguez
May 8, 1987	Geno Petralli	vs. Toronto	Jim Clancy	Sept. 3, 2011	Esteban German	at Boston	Franklin Morales
May 18, 1987	Darrell Porter	vs. Detroit	Mike Henneman	May 5, 2012	Adrian Beltre	at Cleveland	Joe Smith
June 1, 1987	Darrell Porter	vs. Chicago	Richard Dotson	May 10, 2012 ⁽¹⁾	David Murphy	at Baltimore	Jim Johnson
June 10, 1987	Darrell Porter	at Seattle	Steve Shields	June 9, 2012	Brandon Snyder	vs. Cleveland	Jose Mijares
June 27, 1987	Mike Stanley**	vs. Minnesota	Jeff Reardon	June 9, 2012	Brandon Snyder	at San Francisco	Ryan Vogelsong
Sept. 29, 1987	Geno Petralli	vs. Minnesota	Roy Smith	Aug. 23, 2013	Mitch Moreland	at Chicago-AL	Dylan Axelrod
July 17, 1988	Geno Petralli	at Oakland	Dennis Eckersley	Sept. 1, 2013	A.J. Pierzynski	vs. Minnesota	Jared Burton
Sept. 18, 1988	Pete O'Brien**	at California	Bryan Harvey	Sept. 26, 2013	Jurickson Profar^	vs. Los Angeles-AL	Michael Kohn
May 7, 1989	Geno Petralli	at Boston	Dennis Lamp	April 12, 2014	Michael Choice	vs. Houston	Kevin Chapman
Sept. 5, 1989	Thad Bosley	vs. Minnesota	Jeff Reardon	May 19, 2015	Leony's Martin	at Boston	Koji Uehara
Sept. 17, 1989	Mike Incaviglia	at Milwaukee	Chuck Crim	July 14, 2017	Mike Napoli	at Kansas City	Mike Minor
April 22, 1990	Mike Stanley	vs. New York	Dave Righetti	July 13, 2018	Ryan Rua	at Baltimore	Tanner Scott
May 8, 1990	Thad Bosley	vs. Kansas City	Mark Gubicza	Sept. 23, 2018	Joe Gallo	vs. Seattle	Ryan Cook
May 9, 1990	Pete Incaviglia	vs. Kansas City	Larry McWilliams	April 26, 2019	Shin-Soo Choo	at Seattle	Anthony Swarzak
July 21, 1991	Kevin Reimer	vs. Toronto	Mike Timlin	May 8, 2019	Darrell Pence**	at Pittsburgh	Michael Feliz
July 21, 1991	Kevin Reimer	vs. Toronto	Mike Timlin	May 19, 2019	Danny Santana	vs. St. Louis	Andrew Miller
July 27, 1991	Dean Palmer	vs. Detroit	Paul Gibson	June 19, 2019	Danny Santana	vs. Cleveland	Adam Cimber
Sept. 19, 1991	Kevin Reimer	vs. California	Mark Eichhorn				
April 6, 1992	Geno Petralli	at Seattle	Mike Schooler				

*Consecutive in same inning **Grand Slam ^Walk-off

TEAM PINCH-HITTING RECORDS - SEASON

CATEGORY	FIGURE	YEAR
Average	.340 (35-103)	2000
At Bats	250	1990
Hits	55	1980, 1990
Home Runs	7	1980
Runs Batted In	43	1980
Strikeouts	68	1990

INDIVIDUAL PINCH-HITTING RECORDS - SEASON

CATEGORY	FIGURE	PLAYER	YEAR
Average	.450 (9-20)	Bill Stein	1981
At Bats	45	Jack Daugherty	1990
Hits	12	Bill Stein	1980
		Kevin Reimer	1990
Home Runs	3	Darrell Porter	1987
RBI	11	Bill Stein	1985

CLUB GRAND SLAM RECORDS

TOTAL	HOME	AWAY
8 - 1999	6 - 1996	6 - 2007
8 - 2006	6 - 2006	4 - 1980
8 - 2007	5 - 1999	4 - 2008
8 - 2008	5 - 2011	4 - 2010

PINCH-HIT GRAND SLAMS IN TEXAS HISTORY (5)

PLAYER	DATE	OPPONENT
Mike Stanley	June 27, 1987 (G2)	vs. Minnesota
Pete O'Brien	Sept. 18, 1988	at California
Rusty Greer	May 18, 1995	vs. Milwaukee
Hank Blalock	July 4, 2004	at Houston
Hunter Pence	May 8, 2019	at Pittsburgh

WALK-OFF GRAND SLAMS IN TEXAS HISTORY (6)

PLAYER	DATE	OPP.	PITCHER	INN
Toby Harrah	June 25, 1976	CWS	Dave Hamilton	9th
Buddy Bell	Aug. 31, 1984	MIL	Pete Ladd	9th
Oddibe McDowell	June 1, 1987	CWS	Joel Davis	12th
Alex Rodriguez	July 27, 2002	OAK	Billy Koch	10th
Alex Rodriguez	July 31, 2003	BOS	Todd Jones	11th
Marlon Byrd	Aug. 4, 2008	WYY	Damaso Marte	9th

GRAND SLAMS ON THE ROAD (175)

RANGERS (76)

DATE	PLAYER	OPPONENT	PITCHER
July 30, 1973	Jeff Burroughs	Oakland	Vida Blue
Aug. 4, 1973	Jeff Burroughs	Chicago	Jo Acosta
April 9, 1974	Jeff Burroughs	California	Skip Lockwood
Aug. 3, 1975	Jeff Burroughs	Chicago	Jim Kaat
June 9, 1975	Jim Sundberg	Boston	Rick Wise
June 20, 1975	Mike Cubbage	California	Bill Singer
July 29, 1975	Toby Harrah	Oakland	Jim Perry
Sept. 10, 1977	Toby Harrah	Seattle	Mike Kekich
July 14, 1979	Buddy Bell	Kansas City	Rich Gale
April 19, 1980	Rusty Staub	Boston	Dennis Eckersley
April 26, 1980	Al Oliver	Cleveland	John Denny
May 14, 1980	Dave Roberts	Baltimore	Paul Hartzell
July 9, 1980	Bump Willis	Baltimore	Sammy Stewart
July 4, 1982	Larry Parrish	Oakland	Fernando Arroyo
May 11, 1984	Larry Parrish	Chicago	Floyd Banister
Aug. 12, 1986	ete Incaviglia	Milwaukee	Bob Gibson
Aug. 6, 1986	Toby Harrah	Baltimore	Ken Dixon
Sept. 28, 1986	Pete Incaviglia	California	Mike Witt
June 5, 1987	Mike O'Brien	Minnesota	Mark Portugal
June 21, 1987	Bob Brower	Oakland	Eric Plunk
July 31, 1987	Mike Stanley	New York	Cecilio Guante
Sept. 18, 1988	Pete O'Brien	California	Bryan Harvey
July 31, 1990	Julio Franco	Milwaukee	Tony Fossas
June 7, 1991	Brian Downing	New York	Mike Witt
Aug. 18, 1991	John Gonzalez	Cleveland	Shawn Hillegas
June 17, 1993	John Gonzalez	California	Ken Patterson
July 3, 1993	Julio Franco	Detroit	Bob MacDonald
June 3, 1994	Dean Palmer	Boston	Greg Harris
Sept. 9, 1995	Mickey Tettleton	Milwaukee	Joe Slusarski
April 30, 1997	Mike Simms	Chicago	Wilson Alvarez
May 10, 1997	John Gonzalez	Boston	Heathcliff Slocumb
Sept. 26, 1997	Lee Stevens	Anaheim	Dennis Springer
May 31, 1998	John Gonzalez	Baltimore	Scott Erickson
Aug. 15, 1998	Rusty Greer	New York	Hideki Irbu
April 13, 1999	Ivan Rodriguez	Seattle	Mac Suzuki
May 11, 1999	Rusty Greer	Chicago	Bryan Ward
June 5, 1999	Rafael Palmeiro	Arizona	Darren Holmes
May 12, 2000	Royce Clayton	Anaheim	Scott Schoeneweis
Sept. 10, 2000	Frank Catalanotto	Kansas City	Andy Larkin
April 27, 2001	Gabe Kapler	Cleveland	Justin Speier
Aug. 18, 2001	Ivan Rodriguez	Toronto	Billy Koch
Aug. 31, 2001	Ruben Sierra	Kansas City	Paul Byrd
Sept. 19, 2002	Rafael Palmeiro	Seattle	Jamie Moyer
July 29, 2003	Rafael Palmeiro	Seattle	Arthur Rhodes
Sept. 5, 2003	Michael Young	Minnesota	Johan Santana
July 4, 2004	Mark Teixeira	Houston	Chad Harville
July 4, 2004	Hank Blalock	Houston	Tim Redding
July 10, 2004	Hank Blalock	Boston	Derek Lowe
April 20, 2005	Rod Barajas	Tampa Bay	John Webb
June 11, 2005	Kevin Mench	Florida	Al Leiter
Sept. 6, 2005	David Dellucci	Minnesota	Kyle Lohse
Aug. 1, 2006	Gary Matthews Jr.	Minnesota	Scott Baker
Aug. 4, 2006	Mark DeRosa	LA of Anaheim	John Lackey
May 10, 2007	Victor Diaz	New York	Sean Henn
June 15, 2007	Sammy Sosa	Cincinnati	Matt Belisle
Aug. 22 ¹ , 2007	Marlon Byrd	Baltimore	Brian Burres
Aug. 22 ¹ , 2007	Travis Metcalf	Baltimore	Rob Bell
Sept. 2, 2007	Hank Blalock	LA of Anaheim	Scott Shields
Sept. 16, 2007	Michael Young	Oakland	Andrew Brown
April 4, 2008	Ben Broussard	LA of Anaheim	Dustin Moseley
May 23, 2008	J. Saltalamacchia	Cleveland	Jorge Julio
May 27, 2008	Josh Hamilton	Tampa Bay	J.P. Howell
June 11, 2008	David Murphy	Kansas City	Jimmy Gobble
May 5, 2009	J. Saltalamacchia	Seattle	Denny Stark
May 4, 2010	Vladimir Guerrero	Oakland	Vin Mazzaro
June 30, 2010	Vladimir Guerrero	LA of Anaheim	Scott Kazmir
July 16, 2010	Bengie Molina	Boston	Fernando Cabrera
Aug. 4, 2010	Michael Young	Seattle	Garrett Olson
Aug. 27, 2014	Rougned Odor	Seattle	Erasm Ramirez
May 8, 2016	Robby Wilson	Detroit	Mark Lowe
Sept. 20, 2017	Rougned Odor	Seattle	Andrew Albers
May 18, 2018	Shin-Soo Choo	Chicago-AL	Chris Volstad
July 15, 2018	Ronald Guzman	Baltimore	Miguel Castro
May 8, 2019	Hunter Pence	Pittsburgh	Michael Feliz
June 14, 2019	Rougned Odor	Cincinnati	Wandy Peralta
July 25, 2019	Danny Santana	Oakland	Wei-Chung Wang

OPPONENTS (99)

DATE	PLAYER	OPPONENT	PITCHER
May 28, 1972	Harmon Killebrew	Minnesota	Bill Gogolewski
June 21, 1972	Rico Petrocelli	Boston	Bill Gogolewski
May 2, 1973	Orlando Cepeda	Boston	Pete Broberg
July 7, 1973	Bob Coluccio	Milwaukee	Lloyd Allen
Sept. 14, 1973	Gene Tenace	Oakland	Lloyd Allen
Sept. 16, 1973	Joe Rudi	Oakland	Steve Dunning
June 9, 1975	Bernie Carbo	Boston	Jackie Brown
June 26, 1975	Bill Melton	Chicago	Fergie Jenkins
July 25, 1976	Lee Stanton	California	Steve Foucalt
Sept. 23, 1977	Tony Armas	Oakland	Gaylord Perry
Aug. 9, 1978	Tim Corcoran	Detroit	Jim Umberger
Sept. 8, 1978	Mitchell Page	Oakland	John Matlack
June 4, 1979	Rick Burleson	Boston	Dave Rajisch
Aug. 4, 1979	Tommy Harrah	Cleveland	John Henry Johnson
Aug. 8, 1979	John Wockenfuss	John Henry Johnson	John Henry Johnson
April 9, 1981	Roberto Merced	New York	Steve Comer
Sept. 19, 1982	Orlando Murcer	Seattle	Steve Comer
May 19, 1984	Pat Sheridan	Kansas City	Charlie Hough
July 1, 1984	Carmelo Castillo	Cleveland	Joey McCloughlin
July 16, 1984	Dave Winfield	New York	Dickie Nolan
June 1, 1985	Rich Gedman	Boston	Frank Tanana
July 11, 1985	Don Baylor	New York	Chris Welsh
Aug. 2, 1985	George Bell	Toronto	Glen Cook
Sept. 10, 1985	Dave Kingman	Oakland	Matt Williams
April 19, 1986	Eddie Murray	Baltimore	Dave Rozema
Aug. 6, 1986	Gary Sheets	Baltimore	Dave Rozema
Aug. 9, 1986	Jim Dwyer	Baltimore	Jeff Russell
April 15, 1987	Dwight Evans	Boston	Dale Mohoric
May 14, 1987	Don Mattingly	New York	Mike Mason
Aug. 25, 1987	Frank White	Kansas City	Dwayne Hahn
Sept. 10, 1987	Mark Ryal	California	Dale Mohoric
April 30, 1988	Mike Pagliarulo	New York	Mike Jeffcoat
June 4, 1988	Gary Redus	Chicago	Dale Mohoric
Aug. 2, 1988	Mike Greenwell	Boston	Jeff Russell
Sept. 4, 1988	George Bell	Toronto	Mitch Williams
Sept. 11, 1990	George Bell	Toronto	Kevin Brown
Sept. 18, 1990	Kevin Davis	Seattle	Kenny Rogers
Sept. 23, 1990	Gary Gaetti	Minnesota	Charlie Hough
July 30, 1991	Carlos Quintana	Boston	Dennis Boyd
July 31, 1991	Robin Ventura	Chicago	Rich Gossage
May 4, 1992	Chris Hoiles	Baltimore	Todd Burns
May 15, 1992	Franklin Stubbs	Milwaukee	Kenny Rogers
May 19, 1992	Mark Whiten	Cleveland	Jeff Robinson
June 13, 1992	Mark McGwire	Oakland	Kenny Rogers
July 27, 1992	Tom Brunansky	Boston	Kevin Brown
July 29, 1993	Greg Gagne	Kansas City	Bob Patterson
Aug. 21, 1993	Mike Pagliarulo	Baltimore	Noian Ryan
Sept. 22, 1993	Tim Lincecum	Seattle	Noian Ryan
May 4, 1994	Lu Whitaker	Detroit	Jay Howell
May 21, 1994	Lou Soth	Seattle	Darren Oliver
May 29, 1995	Gary Gaetti	Kansas City	Terry Burrows
May 17, 1996	Manny Ramirez	Cleveland	Gil Herreria
Aug. 20, 1996	Manny Ramirez	Cleveland	Jeff Russell
April 7, 1997	Mike Matheny	Milwaukee	Ken Hill
May 25, 1997	Bobby Higginson	Detroit	Eric Gunderson
June 26, 1997	Mark McGwire	Oakland	Julio Santana
May 13, 1998	Bernie Williams	New York	Rick Helting
June 28, 1998	Rickey Henderson	Oakland	Aaron Sele
Sept. 1, 1998	JT Snow	San Francisco	Aaron Sele
Sept. 1, 1998	Deivi Cruz	Detroit	Danny Patterson
Sept. 13, 1998	Wade Boggs	Tampa Bay	Esteban Loaiza
June 14, 2000	Albert Belle	Baltimore	Kenny Rogers
June 15, 2000	Albert Belle	Baltimore	Mark Clark
July 22, 2000	Joe Oliver	Seattle	Ryan Glynn
Sept. 30, 2000	Miguel Tejada	Oakland	Francisco Cordero
July 22, 2001	Greg Vaughn	Tampa Bay	Pat Mahomes
Aug. 6, 2001	Scott Hatteberg	Boston	Juan Moreno
July 7, 2003	Enrique Wilson	New York-AL	Joaquin Benoit
July 3, 2004	Morgan Emberg	Houston	Ricardo Rodriguez
July 22, 2004	Calvin Pickering	Kansas City	Scott Erickson
May 16, 2005	A.J. Pierzynski	Chicago	Chan Ho Park
June 10, 2005	Mike Lowell	Florida	Brian Shouse
June 28, 2006	Jay Durham	San Francisco	John Rheinecker
July 17, 2006	Vernon Wells	Toronto	John Koronka
Sept. 8, 2006	Richie Sexson	Seattle	Rick Barlow
April 18, 2007	Jermaine Dyer	Chicago-AL	Kevin Millwood
April 18, 2008	Darvitz Ortiz	Boston	Luis Mendoza
July 2, 2008	Jason Giambi	New York-AL	Luis Mendoza
July 22, 2008	Alexei Ramirez	Chicago-AL	Dustin Nippert
April 10, 2009	Miguel Cabrera	Detroit	Kris Benson
May 7, 2009	Jack Cust	Oakland	Brandon McCarthy
April 21, 2010	J.D. Drew	Boston	Matt Harrison
Sept. 3, 2011	Carl Crawford	Boston	Yoshinori Tateyama
May 23, 2012	Alex Liddi	Seattle	Scott Feldman
Aug. 13, 2012	Nick Swisher	New York-AL	Ryan Dempster
Sept. 22, 2013	Justin Maxwell	Kansas City	Joakim Soria
Aug. 28, 2014	Jason Castro	Houston	Roman Mendez
June 26, 2015	Edwin Encarnacion	Toronto	Nick Martinez
July 26, 2015	Mike Trout	Los Angeles-AL	Spencer Patton
May 17, 2016	Khris Davis	Oakland	Shawn Tolson
Sept. 7, 2016	Adam Lind	Seattle	A.J. Griffin
May 2, 2017	Marvin Gonzalez	Houston	Keone Kela
May 26, 2017	Devon Travis	Toronto	A.J. Griffin
July 18, 2017	Chris Davis	Baltimore	Austin Bibens-Dirkx
May 1, 2018	Michael Brantley	Cleveland	Keone Kela
Sept. 16, 2018	Francisco Mejia	San Diego	Jeffrey Springs
April 6, 2019	Mike Trout	Los Angeles-AL	Drew Smyly
May 11, 2019	Aledmys Diaz	Houston	Kyle Dowdy
Aug. 12, 2019	Brandon Drury	Toronto	Adrian Sampson

FRONT OFFICE
COACHES
PLAYERS
2019 REVIEW
OPPONENTS
RECORDS
DEVELOPMENT
MEDIA

INSIDE THE PARK HOME RUNS (52)

RANGERS (29)

DATE	PLAYER	OPPONENT	PITCHER
April 30, 1977	Ken Henderson	at CWS	Wilbur Wood
Aug. 27, 1977	Toby Harrah*	at NYY	Ken Clay
Aug. 27, 1977	Bump Wills*	at NYY	Ken Clay
June 14, 1978	John Lowenstein	at CWS	Ron Schueler
July 15, 1979	Bump Wills	at KC	Paul Splittorff
July 30, 1980	Bump Wills	vs. BAL	Jim Palmer
Sept. 1, 1982	George Wright	at KC	Paul Splittorff
Sept. 22, 1984	Gary Ward*	at CAL	Luis Sanchez
June 20, 1986	Gary Ward	vs. OAK	Chris Codiroli
Aug. 21, 1986	Larry Parrish	at KC	Charlie Leibrandt
June 21(2), 1987	Bob Brower**	at OAK	Eric Plunk
Aug. 25, 1987	Ruben Sierra*	at KC	Jerry Don Gleaton
Aug. 27, 1987	Ruben Sierra	at KC	Bret Saberhagen
Sept. 4, 1988	Jim Sundberg	at TOR	Frank Wills
Aug. 23, 1993	Butch Davis	at BAL	Fernando Valenzuela
July 21, 1994	Rusty Greer*	at TOR	Pat Hentgen
April 17, 1997	Marc Sagmoen	at KC	Tim Lincecum
June 5, 1997	Damon Buford	at KC	Kevin Appier
June 23, 2000	Luis Alicaia	vs. SEA	Cory Lidle
Aug. 31, 2001	Mike Lamb	at KC	Paul Byrd
Sept. 4, 2006	Nelson Cruz*	at OAK	Barry Zito
Sept. 23, 2011	Craig Gentry	vs. SEA	Anthony Vasquez
May 19, 2012	David Murphy	at HOU	Lucas Harrell
Aug. 23, 2013	Ian Kinsler	at CWS	Chris Sale
July 30, 2015	Ryan Rua	vs. NYY	C.C. Sabathia
June 21, 2017	Joey Gallo	vs. TOR	Joe Biagini
Sept. 26, 2017	Delino DeShields	vs. HOU	Dallas Keuchel
July 28, 2018	Rougned Odor	at HOU	Justin Verlander
June 11, 2019	Hunter Pence	at BOS	Bobby Poyner

*Harrah and Wills homered on successive pitches off Clay
**Grand Slam

OPPONENTS (23)

DATE	PLAYER	OPPONENT	PITCHER
May 22, 1974	Pat Kelly	vs. CWS	Fergie Jenkins
June 24, 1974	Danny Thompson	vs. MIN	David Clyde
Aug. 16, 1976	Mickey Rivers	at NYY	Gaylord Perry
Sept. 23, 1976	Dave Collins	at CAL	Tommy Boggs
May 15, 1979	John Castino	at MIN	Sparky Lyle
May 19, 1979	Ruppert Jones	at SEA	Fergie Jenkins
June 4, 1979	Larry Murray	at OAK	Steve Comer
Aug. 24, 1983	Lou Whitaker	vs. DET	Victor Cruz
Aug. 30, 1983	Carlton Fisk	at CWS	Dave Stewart
Sept. 24, 1987	Greg Gagne	at MIN	Charlie Hough
May 13, 1989	Kevin Seitzer	at KC	Jamie Boyer
July 11, 1991	Rance Mulliniks	at TOR	Kevin Brown
July 15, 1991	Lou Whitaker	at DET	Terry Mathews
Aug. 22, 1991	Brent Mayne	at KC	Jose Guzman
June 17, 1995	Paul Molitor	at TOR	Kenny Rogers
Aug. 16, 1996	Michael Tucker	vs. KC	Mike Henneman
April 26, 1997	Rich Becker	at MIN	Bobby Witt
July 28, 1998	Shannon Stewart	at TOR	Eric Gunderson
April 29, 1999	Chuck Knoblauch	vs. NYY	Mike Morgan
Sept. 2, 2000	Juan Gonzalez	at DET	Kenny Rogers
Sept. 24, 2006	Grady Sizemore	vs. CLE	C.J. Wilson
Aug. 10, 2012	Austin Jackson	vs. DET	Tanner Scheppers
Aug. 18, 2017	Nicky Delmonico	vs. CWS	Ricky Rodriguez

#multi-homer game
bold face - HR came at Globe Life Park in Arlington (10)

HOME RUN LEADERS BY POSITION

SEASON

C	Ivan Rodriguez	35	1999
1B	Mark Teixeira	40	2005
2B	Alfonso Soriano	35	2005
3B	Dean Palmer	38	1996
SS	Alex Rodriguez	57	2002
LF	Juan Gonzalez	44	1993
CF	Juan Gonzalez	34	1992
RF	Juan Gonzalez	37	1998
DH	Rafael Palmeiro	37	1999

CAREER

C	Ivan Rodriguez	212	1991-2002, 2009
1B	Rafael Palmeiro	220	1989-93, 1999-2003
2B	Ian Kinsler	148	2006-13
3B	Adrian Beltré	166	2011-18
SS	Alex Rodriguez	155	2001-03
LF	Rusty Greer	98	1994-2002
CF	Josh Hamilton	65	2008-12, 2015
RF	Ruben Sierra	150	1986-92, 2000-01, 2003
DH	Rafael Palmeiro	100	1989-93, 1999-2003

GRAND SLAM LEADERS

SEASON

1.	Jeff Burroughs	3	1973
	Larry Parrish	3	1982
	Rafael Palmeiro	3	1999
	Hank Blalock	3	2004
5.	Jeff Burroughs	2	1974
	Pete Incaviglia	2	1986
	Mike Stanley	2	1987
	Dean Palmer	2	1992
	Julio Franco	2	1993
	Rusty Greer	2	1996
	Kevin Elster	2	1996
	Juan Gonzalez	2	1998
	Todd Zeile	2	1999

Ivan Rodriguez	2	2001
Mark Teixeira	2	2004
David Dellucci	2	2005
Kevin Mench	2	2006
Gary Matthews Jr.	2	2006
Victor Diaz	2	2007
Josh Hamilton	2	2008
Marlon Byrd	2	2008
Vladimir Guerrero	2	2010
Nelson Cruz	2	2012
Nelson Cruz	2	2013
Bobby DeWitt	2	2016
Danny Santana	2	2019
Rougned Odor	2	2019

CAREER

1.	Rafael Palmeiro	7	1989-93, 1999-2003
	Juan Gonzalez	7	1989-99, 2002-03
	Dean Palmer	6	2002-03
3.	Dean Palmer	6	1994-2002
	Rusty Greer	6	2006-13
	Nelson Cruz	6	1972-76
6.	Jeff Burroughs	5	1991-2002, 09
	Hank Blalock	5	2002-09
	Rougned Odor	5	2014-19
10.	Larry Parrish	4	1982-88
	Marlon Byrd	4	2007-09
	Michael Young	4	2000-12

RBI LEADERS BY POSITION

SEASON

C	Ivan Rodriguez	113	1999
1B	Mark Teixeira	133	2005
2B	Alfonso Soriano	101	2005
3B	Dean Palmer	107	1996
SS	Alex Rodriguez	142	2002
LF	Juan Gonzalez	112	1993
CF	Juan Gonzalez	86	1992
	Josh Hamilton	86	2008
RF	Ruben Sierra	119	1989
DH	Rafael Palmeiro	115	1999

CAREER

C	Ivan Rodriguez	815	1991-2002, 2009
1B	Rafael Palmeiro	741	1989-93, 1999-2003
2B	Ian Kinsler	510	2006-13
3B	Adrian Beltré	598	2011-18
SS	Elvis Andrus	613	2009-19
LF	Rusty Greer	511	1994-2002
CF	Josh Hamilton	224	2008-12, 2015
RF	Ruben Sierra	641	1986-92, 2000-01, 2003
DH	Rafael Palmeiro	291	1989-93, 1999-2003

PINCH-HIT HOME RUN LEADERS

SEASON

1.	Darrell Porter	3	1987
2.	Geno Petralli	2	1987
	Roy Howell	2	1975
	Pat Putnam	2	1979
	Pat Putnam	2	1980
	Rusty Staub	2	1980
	Bobby Jones	2	1985
	Kevin Reimer	2	1991
	Rusty Greer	2	1995
	Mike Simms	2	1997
	Ivan Rodriguez	2	2000
	Ruben Sierra	2	2001
	David Dellucci	2	2005
	Danny Santana	2	2019

CAREER

1.	Geno Petralli	6	1985-93
2.	Pat Putnam	4	1977-82
	Bobby Jones	4	1974-75, 81, 83-86
	Darrell Porter	4	1986-87
5.	Rusty Greer	3	1994-2004
	Mike Simms	3	1997-99

YOUNGEST RANGERS TO HOMER, CLUB HISTORY

Three of the six youngest Rangers to hit a home run have done so in the past 11 seasons beginning 2009.

Please note that this list includes only a player's first home run with Texas.

AGE (YR.MO)	PLAYER	DATE / OPP
19.195	Jurickson Profar	Sept. 2, 2012 at Cleveland
19.276	Ivan Rodriguez	Aug. 30, 1991 vs. Kansas City
19.333	Juan Gonzalez	Sept. 18, 1989 vs. Seattle
20.098	Rougned Odor	May 12, 2014 at Houston
20.221	Sammy Sosa	June 21, 1989 at Boston
20.225	Elvis Andrus	April 8, 2009 vs. Cleveland
20.238	Ruben Sierra	June 1, 1986 at Kansas City
20.265	Roy Howell	Sept. 9, 1974 at California (G2)

Profar's home run came in his first MLB plate appearance/at-bat, the only Ranger ever to accomplish that feat

RANGERS GAMES OF 6-OR-MORE HOME RUNS (16 TOTAL)

NO.	OPPONENT	H/A	DATE	HITTERS
8	Houston	H	May 21, 2005	D. Dellucci (2), R. Barajas, M. Teixeira, R. Hidalgo, K. Mench, H. Blalock, L. Nix
8	Los Angeles	H	June 30, 2005	K. Mench (3), M. Teixeira (2), D. Dellucci, H. Blalock, A. Soriano
7	Minnesota	A	Sept. 13, 1986	P. O'Brien, D. Porter (2), R. Sierra (2), P. Incaviglia, S. Buechele
7	Cleveland	H	Aug. 1, 2003	M. Young, A. Rodriguez, R. Palmeiro, M. Teixeira (2), T. Greene (2)
7	Detroit	A	Sept. 11, 2007 (1)	M. Byrd (2), F. Guzman, H. Blalock, D. Murphy, J. Saltalamacchia, J. Vazquez
6	Kansas City	A	July 21, 1998	R. Kelly, R. Greer, J. Gonzalez (2), M. Simms, K. Elster
6	Boston	A	Aug. 1, 2002	K. Mench, R. Palmeiro, T. Hollandsworth, C. Everett (2), M. Lamb
6	Toronto	A	April 29, 2003	C. Everett (2), A. Rodriguez, J. Gonzalez (2), T. Greene
6	Houston	A	July 4, 2004	A. Soriano, H. Blalock, M. Teixeira (2), K. Mench (2)
6	Baltimore	A	July 13, 2006	M. Teixeira (3), M. DeRosa, B. Wilkerson, R. Barajas
6	Houston	A	May 20, 2007	M. Teixeira (2), V. Diaz (2), K. Lofton, R. Vazquez
6	Baltimore	A	Aug. 22, 2007 (1)	J. Saltalamacchia (2), R. Vazquez (2), M. Byrd, T. Metcalf
6	Houston	H	May 16, 2008	J. Hamilton (2), M. Young, D. Murphy, C. Shelton, J. Saltalamacchia
6	Detroit	H	Aug. 20, 2008	T. Metcalf (2), B. Boggs, M. Young, J. Hamilton, M. Bradley
6	Boston	A	April 17, 2012	M. Napoli (2), M. Young, J. Hamilton, A. Beltre, N. Cruz
6	Minnesota	H	Sept. 2, 2018	N. Mazara (2), E. Andrus, R. Chirinos, J. Profar, D. Robinson

GLOBE LIFE PARK IN ARLINGTON HOME RUN LEADERS (1994-2019)

SEASON

1.	Alex Rodriguez	34	2002
2.	Mark Teixeira	30	2005
3.	Rafael Palmeiro	28	1999
4.	Rafael Palmeiro	26	2000
	Alex Rodriguez	26	2001
	Alex Rodriguez	26	2003
7.	Alfonso Soriano	25	2005
8.	Juan Gonzalez	23	1996
	Rafael Palmeiro	23	2001
	Rafael Palmeiro	23	2002
	Adrian Beltre	23	2011
	Joey Gallo	23	2018
13.	Mickey Tettleton	22	1995
	Josh Hamilton	22	2010
	Josh Hamilton	22	2012
	Joey Gallo	22	2017

CAREER

1.	Rafael Palmeiro	130	1994-2004
2.	Adrian Beltre	120	1998-2018
3.	Juan Gonzalez	115	1994-2004
4.	Ivan Rodriguez	108	1994-2011
5.	Michael Young	101	2001-13
	Nelson Cruz	101	2006-19
7.	Alex Rodriguez	100	1996-2016
8.	Josh Hamilton	91	2008-15
	Mark Teixeira	91	2003-16
10.	Hank Blalock	90	2002-10
11.	Ian Kinsler	88	2006-19
12.	Rougheed Odor	71	2014-19
13.	Joey Gallo	63	2015-19
14.	Rusty Greer	61	1994-2002
15.	Mitch Moreland	55	2010-19

CAREER - TEXAS RANGERS ONLY

1.	Rafael Palmeiro	121	1989-93, 1999-03
2.	Juan Gonzalez	112	1989-99, 2002-03
3.	Adrian Beltre	111	2011-18
4.	Ivan Rodriguez	105	1991-2002, 2009
5.	Michael Young	101	2001-12
6.	Nelson Cruz	92	2006-13
7.	Hank Blalock	90	2002-09
	Josh Hamilton	90	2008-12, 2015
9.	Alex Rodriguez	86	2001-03
10.	Ian Kinsler	85	2006-13

OPPONENT - CAREER

1.	Jason Giambi	20	1995-2014
2.	Tino Martinez	19	1990-2005
	Carlos Delgado	19	1993-2009
	David Ortiz	19	1997-2016
	Khris Davis	19	2013-19
6.	Tim Lincecum	18	1992-2006
	Troy Glaus	18	1998-2010
7.	Albert Pujols	17	2001-19
8.	Garret Anderson	16	1994-2010
	Eric Chavez	16	1998-2014
	Mike Trout	16	2011-19

OPPONENT - SEASON

1.	Khris Davis	7	2018
2.	Tino Martinez	6	1999
	Vladimir Guerrero	6	2004
	Adam Lind	6	2009
5.	Ken Griffey, Jr.	5	1994
	Brady Anderson	5	1996
	Carlos Delgado	5	1999
	John Flaherty	5	1999
	Mike Cameron	5	2002
	Adrian Gonzalez	5	2011
	Mike Trout	5	2012
	Khris Davis	5	2016
	George Springer	5	2017

HIGHEST SINGLE-SEASON HOME RUN TOTALS BY TEAMS, MLB HISTORY

HR	YEAR / TEAM	HR	YEAR / TEAM
307	2019 Twins	257	1996 Orioles
306	2019 Yankees	257	2010 Blue Jays
288	2019 Astros	257	2019 Athletics
279	2019 Dodgers	256	2019 Cubs
267	2018 Yankees	253	2016 Orioles
264	1997 Mariners	250	2019 Brewers
260	2005 Rangers		

BACK-TO-BACK-TO-BACK HOMERS, RANGERS HISTORY (8)

DATE/OPPONENT	INNING	BATTERS
Aug. 28, 1998 at Chicago-AL	4th	J. Gonzalez/W. Clark/I. Rodriguez
May 19, 1999 vs. Tampa Bay	5th	I. Rodriguez/R. Palmeiro/T. Zeile
May 28, 1999 vs. Minnesota	1st	J. Gonzalez/I. Rodriguez/R. Palmeiro
April 25, 2004 vs. Seattle	6th	L. Nix/R. Barajas/A. Gonzalez
May 28, 2011 vs. Kansas City	2nd	M. Moreland/M. Napoli/E. Chavez
Sept. 27, 2011 at Los Angeles-AL	5th	A. Beltre/M. Napoli/N. Cruz
May 26, 2012 vs. Toronto	6th	N. Cruz/Y. Torrealba/M. Moreland
Aug. 19, 2015 vs. Seattle	7th	M. Moreland/M. Napoli/E. Andrus

LOW-HIT GAMES

FRONT OFFICE

COACHES

PLAYERS

2019 REVIEW

OPPONENTS

RECORDS

DEVELOPMENT

MEDIA

NO-HITTERS (5)

DATE	PITCHER	OPPONENT	SCORE
July 30, 1973	Jim Bibby	at Oakland	6-0
Sept. 22, 1977	Bert Blyleven	at California	6-0
June 11, 1990	Nolan Ryan	at Oakland	5-0
May 1, 1991	Nolan Ryan	vs. Toronto	3-0
July 28, 1994	Kenny Rogers (Perfect Game)	vs. California	4-0

ONE-HITTERS (24) - 15 Complete Games (in bold)

DATE	PITCHER	OPPONENT	BROKEN UP BY	SCORE
Sept. 12, 1972	Bill Gobolewski	at California	Billy Parker double with two out in 8th	3-0
June 29, 1973	Jim Bibby	vs. Kansas City	Fran Healy double with no outs in 6th	3-0
April 6, 1974	Ferguson Jenkins	vs. Oakland	Bert Campaneris single with one out in 4th	2-0
June 21, 1976	Bert Blyleven	at Oakland	Ken McMullen single with no outs in 5th	1-0 (10)
April 11, 1979	Steve Comer (7.0 IP), Sparky Lyle (2.0 IP)	vs. Cleveland	Ted Cox single with no outs in 3rd	4-0
July 3, 1979	Ferguson Jenkins	vs. Baltimore	John Lowenstein single with no outs in 5th	4-0
July 7, 1979	George Medich (6.2 IP), Jim Kern (2.1 IP)	vs. Toronto	John Maberry single with two out in 2nd	2-0
April 29, 1981	Danny Darwin	vs. Boston	Rick Miller single with no outs in 6th	5-0
Aug. 16, 1983	John Butcher	vs. Baltimore	Al Bumbray single with two out in 3rd	2-0
June 16, 1986	Charlie Hough	at California	Wally Joyner single with one out in 9th	1-0
June 28, 1987	Bobby Witt (8.0 IP), Dale Mohorcic (1.0 IP)	vs. Minnesota	Roy Smalley single with two out in 2nd	1-0
May 21, 1988	Paul Kilgus	vs. Minnesota	Gary Gaetti double with no outs in 8th	3-0
April 23, 1989	Nolan Ryan	at Toronto	Nelson Liriano triple with one out in 9th	4-1
June 3, 1989	Nolan Ryan	at Seattle	Harold Reynolds single with none out in 1st	6-1
Aug. 15, 1989	Charlie Hough	at Seattle	Harold Reynolds single with none out in 6th	0-2
April 26, 1990	Nolan Ryan	vs. Chicago	Ron Kittle single with none out in 2nd	1-0
May 3, 1996	Ken Hill	vs. Detroit	Bobby Higginson single with one out in 1st	11-0
May 4, 1996	Roger Pavlik	vs. Detroit	Mark Lewis home run with two out in 5th	3-1
Aug. 18, 1997 (2nd)	Rick Helling (8.0 IP), John Wetteland (1.0 IP)	vs. Milwaukee	Fernando Vina single with two out in 6th	2-0
June 29, 1999	John Burkett (7.0 IP), Jeff Zimmerman (1.0 IP), John Wetteland (1.0 IP)	at Anaheim	Matt Walbeck double with no outs in 3rd	5-0
Sept. 3, 2002	Aaron Myette (0 IP), Todd Van Poppel (2.0 IP), Joaquin Benoit (7.0 IP)	at Baltimore	Jerry Hairston triple with no outs in 9th	7-1
Aug. 23, 2010	Rich Harden (6.2 IP), Matt Harrison (0.1 IP), Darren O'Day (1.0 IP), Neftali Feliz (1.0 IP)	vs. Minnesota	Joe Mauer single with one out in 9th	4-0
Aug. 12, 2013	Yu Darvish (8.0 IP), Joe Nathan (1.0 IP)	at Houston	Carlos Corporan home run with one out in 8th	2-1
May 11, 2018	Cole Hamels (6.0 IP), Jake Diekmann (1.0 IP), José Leclerc (1.0 IP), Keone Kela (1.0 IP)	at Houston	Evan Gattis single with no outs in 5th	1-0

The Rangers' back-to-back one-hitters on May 3-4, 1996 marked the 9th time in major league history a team has registered consecutive one-hitters. It was also the 3rd time in American League history it had happened.

NO-HITTERS AGAINST RANGERS (3)

DATE	PITCHER	OPPONENT	SCORE
May 14, 1977	Jim Colborn	at Kansas City	0-6
Sept. 30, 1984	Mike Witt (Perfect Game)	vs. California	0-1
April 18, 2007	Mark Buehrle	at Chicago-AL	0-6

ONE-HITTERS AGAINST RANGERS (29) - 15 Complete Games (in bold)

DATE	PITCHER	OPPONENT	BROKEN UP BY	SCORE
May 9, 1973	Jim Colborn	at Milwaukee	Jeff Burroughs home run in 5th	1-5
June 27, 1974	Nolan Ryan	at California	Alex Johnson single in 1st	0-5
July 4, 1974	Bert Blyleven	at Minnesota	Toby Harrah home run in 3rd	1-3
May 31, 1975	Jim Hunter	New York	Cesar Tovar single in 6th	0-6
June 13, 1978	Rich Gale	at Kansas City	Al Oliver triple in 7th	0-5
April 24, 1979	Dave Lemaczkyk	Toronto	Pat Putnam single in 3rd	0-2
June 23, 1984	Tim Conroy (8.0 IP), Bill Caudill (1.0 IP)	at Oakland	Alan Bannister home run in 5th	1-5
July 13, 1984	Bert Blyleven	Cleveland	Larry Parrish single in 4th	0-5
June 25, 1986	Kirk McCaskill	California	Steve Buechele home run in 3rd	1-7
Sept. 24, 1988	Mark Langston	Seattle	Jeff Kunkel single in 5th	0-3
July 17, 1992	Mike Mussina	Baltimore	Kevin Reimer double in 5th	0-8
April 23, 1993	Cal Eldred (8.0 IP), Jesse Orosco (1.0 IP)	at Milwaukee	Rafael Palmeiro double in 1st	0-3
May 24, 1993	Tom Kramer	at Cleveland	Julio Franco home run in 4th	1-4
July 27, 1993	Kevin Appier	at Kansas City	Rafael Palmeiro home run in 7th	1-0
Sept. 9, 1997	Scott Sanders	at Detroit	Domingo Cedenio single in 5th	0-4
July 19, 2002	Cory Lidle	at Oakland	Juan Gonzalez double in 8th	0-10
July 27, 2004	Bartolo Colon (7.0 IP), Francisco Rodriguez (1.0 IP), Troy Percival (1.0 IP)	at Anaheim	Michael Young single in 3rd	0-2
May 19, 2009	Dontrelle Willis (6.1 IP), Brandon Lyon (0.1 IP), Bobby Seay (0.1 IP), Joel Zumaya (1.0 IP), Fernando Rodney (1.0 IP)	at Detroit	Michael Young double in 1st	0-4
June 28, 2009	Chad Gaudin (8.0 IP), Heath Bell (1.0 IP)	San Diego	Michael Young single in 1st	0-2
Sept. 16, 2009	Trevor Cahill (7.0 IP), Michael Wuerzt (1.0 IP), Andrew Bailey (1.0 IP)	Oakland	Marlon Byrd single in 2nd	0-4
Sept. 30, 2009	Matt Palmer (5.0 IP), Darren Oliver (1.0 IP), Jose Arredondo (1.0 IP), Kevin Jepsen (1.0 IP), Rafael Rodriguez (1.0 IP)	at LA of Anaheim	Julio Borbon single in 1st	0-5
Sept. 23, 2010	Dallas Braden (8.0 IP), Brad Ziegler (1.0 IP)	at Oakland	Nelson Cruz single in 1st	0-5
April 6, 2015	Sonny Gray (8.0 IP), Evan Scribner (1.0 IP)	at Oakland	Ryan Rua single in 8th	0-8
June 11, 2015	Sonny Gray (8.0 IP), Evan Scribner (1.0 IP)	at Oakland	Elvis Andrus single in 5th	0-7
Aug. 20, 2015	Alfredo Simon	at Detroit	Rougnd Odor double in 5th	0-4
Sept. 9, 2015	Vidal Nuno (7.0 IP), Danny Farquhar (1.0 IP), Carson Smith (1.0 IP)	at Seattle	Prince Fielder single in 1st	0-6
April 4, 2016	Felix Hernandez (6.0 IP), Mike Montgomery (2.0 IP)	Seattle	Prince Fielder single in 5th	3-2
Sept. 9, 2017	Luis Severino (7.0 IP), David Robertson (1.0 IP), Aroldis Chapman (1.0 IP)	New York-AL	Brett Nicholas double in 5th	1-3
Aug. 25, 2019	Reynaldo Lopez (5.0 IP), Aaron Bummer (1.0 IP), Evan Marshall (1.0 IP), Jace Fry (1.0 IP), Alex Colome (1.0 IP)	at Chicago-AL	Shin-Soo Choo single in 5th	0-2

NOTE: COMPLETE GAME ONE-HITTERS IN BOLD

LAST TIME IT HAPPENED

A RANGERS PITCHER THREW A NO-HITTER: (5 TIMES) - LAST: Kenny Rogers, July 28, 1994 vs. Cal. (4-0, Perfect Game)
NO-HITTER VS. RANGERS: (3 TIMES) - LAST: Mark Buehrle, April 18, 2007 at CWS (0-6, 1 BB)

ONE-HITTER: (24 TIMES) - LAST: Cole Hamels (6.0 IP), Jake Diekman (1.0 IP), José Leclerc (1.0 IP), Keone Kela (1.0 IP): May 11, 2018 at Houston (1-0, Evan Gattis single with no outs in 5th)

ONE HITTER VS. RANGERS: (29 TIMES) - LAST: Reynaldo Lopez (5.0 IP), Aaron Bummer (1.0 IP), Evan Marshall (1.0 IP), Jace Fry (1.0 IP), Alex Colome (1.0 IP): Aug. 25, 2019 at Chicago-AL (0-2, Shin-Soo Choo single in 5th)

INSIDE-THE-PARK HR BY A RANGERS BATTER: (29 TIMES) - LAST: Hunter Pence, June 11, 2019 at BOS (Bobby Poyner in 6th inn.)

INSIDE-THE-PARK HOME RUN VS. THE RANGERS: (23 TIMES) - LAST: Nicky Delmonico (CWS) at GLPIA, Aug. 18, 2017 (Ricky Rodriguez)

INSIDE-THE-PARK HOME RUN AT GLPIA: (10 TIMES) - LAST: Delino DeShields, Sept. 26, 2017 vs. Houston (Dallas Keuchel in 9th inn.)

PINCH-HIT HOME RUN BY A RANGER: (98 TIMES) - LAST: Danny Santana, June 19, 2019 vs. Cleveland (Adam Cimber - 9th inning)

PINCH-HIT HOME RUN VS. THE RANGERS: Colin Moran, May 8, 2019 at Pittsburgh (Kyle Dowdy - 6th inning)

WALK-OFF HOME RUN BY A RANGER: Rougned Odor, Aug. 3, 2019 vs. Detroit (Nick Ramirez - 10th inning)

MULTIPLE HOME RUN GAME BY A RANGER (4 HR): Josh Hamilton, May 8, 2012 at Baltimore

MULTIPLE HOME RUN GAME BY A RANGER (3 HR): (17 TIMES) - LAST: Ronald Guzmán, Aug. 10, 2018 at New York-AL

MULTIPLE HOME RUN GAME BY A RANGER (2 HR): (448 TIMES) - LAST: Willie Calhoun, Sept. 22, 2019 at Oakland

STEAL OF HOME BY A RANGER: (35 TIMES) - LAST: Elvis Andrus, July 2, 2019 vs. Los Angeles-AL

FOUR HITS IN A GAME BY A RANGER: Elvis Andrus, Aug. 14, 2019 at Toronto

FIVE HITS IN A GAME BY A RANGER: (52 TIMES) - LAST: Rougned Odor, July 28, 2018 at Houston

SIX HITS IN A GAME BY A RANGER (TWICE) - LAST: Ian Kinsler, April 15, 2009 vs. Baltimore (cycle)

FIVE RBI IN A GAME BY A RANGER: Rougned Odor, July 4, 2019 vs. Los Angeles-AL

SIX RBI IN A GAME BY A RANGER: Rougned Odor, Sept. 28, 2019 vs. New York-AL

SEVEN RBI IN A GAME BY A RANGER: J.P. Arencibia, July 29, 2014 vs. New York-AL

EIGHT RBI IN A GAME BY A RANGER (5 TIMES) - LAST: Nelson Cruz, May 25, 2012 vs. Toronto

NINE RBI IN A GAME BY A RANGER (ONCE): Ivan Rodriguez, April 13, 1999 at Seattle

FOUR RUNS IN A GAME BY A RANGER (71 TIMES) - LAST: Joey Gallo, May 16, 2019 at Kansas City

FIVE RUNS IN A GAME BY A RANGER (4 TIMES) - LAST: Ian Kinsler, April 15, 2009 vs. Baltimore

THREE-GAME SWEEP BY THE RANGERS AT GLOBE LIFE PARK: Aug. 2-4, 2019 vs. Detroit

THREE-GAME SWEEP BY THE RANGERS ON THE ROAD: June 25-27, 2019 at Detroit

FOUR-GAME SWEEP BY THE RANGERS AT GLOBE LIFE PARK: April 20-23, 2017 vs. Kansas City

FOUR-GAME SWEEP BY THE RANGERS ON THE ROAD: Sept. 5-8, 2019 at Baltimore

THREE-GAME SWEEP BY THE OPPOSITION AT GLOBE LIFE PARK: Sept. 13-15, 2019 vs. Oakland

THREE-GAME SWEEP BY THE OPPOSITION ON THE ROAD: July 19-21, 2019 at Houston

FOUR-GAME SWEEP BY THE OPPOSITION AT GLOBE LIFE PARK: Aug. 15-18, 2019 vs. Minnesota

FOUR-GAME SWEEP BY THE OPPOSITION ON THE ROAD: May 9-12, 2019 at Houston

A POSITION PLAYER PITCHED IN A GAME: (19 TIMES) - LAST: Jeff Mathis, Aug. 12, 2019 at Toronto

HITTING FOR THE CYCLE: (10 TIMES) - LAST: Carlos Gomez, April 29, 2017 vs. Los Angeles-AL

RANGERS LONGEST WINNING AND LOSING STREAKS

LONGEST WINNING STREAKS	GAMES	DATES
14	May 12-27, 1991	
12	July 4-19, 2011	
11	June 12-24, 2010	
10	May 9-19, 2017	
9	May 24-June 2, 1999	
9	July 18-27, 1999	
9	May 20-31, 2005	
8	April 29-May 9, 1976	
8	June 23-30, 1979	
8	May 6-14, 1988	
8	April 8-16, 1989	
8	June 19-25, 2002	
8	Aug. 13-20, 2003	
8	June 18-26, 2004	
8	Aug. 13-21, 2004	
8	April 12-21, 2012	
8	Aug. 4-12, 2013	
7	Sept. 21-28, 1977	
7	April 25-May 3, 1978	
7	June 20-27, 1978	
7	Sept. 21-25, 1978	
7	June 2-8, 1986	
7	July 5-14, 1990	
7	June 11-17, 1991	
7	May 22-29, 1992	
7	April 1-9, 1996	
7	Aug. 9-16, 1996	
7	May 15-23, 2000	
7	May 16-23, 2003	
7	May 10-17, 2009	
7	Sept. 8-15, 2010	
7	June 15-22, 2012	
7	Sept. 23-29, 2013	
7	Sept. 12-19, 2014	
7	May 20-26, 2015	
7	June 14-20, 2016	
7	Aug. 27-Sept. 3, 2016	
7	May 16-23, 2018	

LONGEST LOSING STREAKS	GAMES	DATES
15	Sept. 13-30, 1972	
12	April 22-May 6, 1982	
10	July 7-17, 1976	
10	July 17-26, 1995	
9	April 9-19, 1987	
9	June 6-16, 2000	
9	May 30-June 8, 2003	
8	May 17-26, 1973	
8	Aug. 7-15, 1973	
8	April 11-23, 1978	
8	July 18-25, 1978	
8	Sept. 19-26, 1980	
8	July 25-Aug. 3, 1983	
8	June 1-10, 1991	
8	July 14-20, 2002	
8	June 15-23, 2003	
8	Aug. 8-16, 2005	
8	June 17-26, 2014	
8	July 6-13, 2014	
8	Aug. 30-Sept. 6, 2014	
8	July 13-22, 2019	
7	Aug. 18-25, 1973	
7	July 10-19, 1982	
7	April 23-May 1, 1984	
7	May 11-17, 1985	
7	July 17-23, 1986	
7	Sept. 22-28, 1987	
7	June 18-24, 1997	
7	April 18-24, 2008	
7	Sept. 9-16, 2013	
7	Sept. 22-28, 2017	
7	June 7-15, 2018	
7	Sept. 13-21, 2019	

SHUTOUTS

	WON BY WON BY	
	TEX	OPP
Baltimore	15	27
Boston	25	26
Chicago-AL	25	27
Cleveland	35	29
Detroit	20	30
Houston	12	11
Kansas City	28	27
Los Angeles-AL	42	48
Minnesota	46	34
New York-AL	23	26
Oakland	36	41
Seattle	39	33
Tampa Bay	13	8
Toronto	22	23
Arizona	1	2
Chicago-NL	0	1
Cincinnati	1	1
Colorado	2	1
Los Angeles-NL	2	1
Miami	1	2
Milwaukee	9	9
New York-NL	0	1
Philadelphia	1	2
Pittsburgh	2	1
St. Louis	1	0
San Diego	3	2
San Francisco	3	1
Washington	1	0
TOTALS	408	414
205 of the Rangers' 408 shutouts have been combined efforts.		

FRONT OFFICE

COACHES

PLAYERS

2019 REVIEW

OPPONENTS

RECORDS

DEVELOPMENT

MEDIA

THE RANGERS BEFORE TEXAS

The current Texas Rangers franchise originated on October 26, 1960, when the American League awarded an expansion franchise to Washington, D.C. That followed the transfer of the original Washington franchise to Minnesota after the 1960 season. The expansion Senators played in Washington from 1961-1971 before moving to Texas after the 1971 season.

YEAR-BY-YEAR RECORD

YEAR	W	L	PCT.	POS.	GAMES		MANAGER	HOME
					BACK	ATTENDANCE		
1961	61	100	.379	T9	47.5		Mickey Vernon	597,287
1962	60	101	.373	10	35.5		Mickey Vernon	729,775
1963	56	106	.346	10	48.5		Mickey Vernon (16-26) Gil Hodges (40-80)	535,604
1964	62	100	.383	9	37		Gil Hodges	600,106
1965	70	92	.432	8	32		Gil Hodges	560,083
1966	71	88	.447	8	25.5		Gil Hodges	576,260
1967	76	85	.472	T6	15.5		Gil Hodges	770,868
1968	65	96	.404	10	37.5		Jim Lemon	546,661
1969	86	76	.531	#4	23		Ted Williams	918,106
1970	70	92	.432	#6	38		Ted Williams	824,789
1971	63	96	.396	#5	38.5		Ted Williams	655,156

American League Eastern Division

ALL-TIME SENATORS ROSTER (1961-71)

PLAYERS WHO APPEARED IN ONE OR MORE GAMES (182)

ALLEN, Bernie ('67-'71)	DUREN, Ryne ('65)	KLIPPSTEIN, Johnny ('61)	QUIRK, Art ('63)
ALLEN, Hank ('66-'70)	EPSTEIN, Mike ('67-'71)	KNOWLES, Darold ('67-'71)	RAGLAND, Tom ('71)
ALYEA, Brant ('65, '68-'69)	FAHEY, Bill ('71)	KOCH, Alan ('64)	RAMOS, Pedro ('70)
BAIRD, Bob ('62-'63)	FERNANDEZ, Frank ('71)	KOPLITZ, Howie ('64-'66)	RANDLE, Lenny ('71)
BALDWIN, Dave ('66-'69)	FLOOD, Curt ('71)	KREUTZER, Frank ('64-'66, '69)	REICHARDT, Rick ('70)
BERTAINA, Frank ('67-'69)	FOY, Joe ('71)	KUTYNA, Marty ('61-'62)	RETZER, Ken ('61-'64)
BITTNER, Larry ('70-'71)	FRENCH, Jim ('65-'71)	LANDRITH, Hobie ('63)	RICHERT, Pete ('65-'67)
BILLINGS, Dick ('68-'71)	GABLER, John ('61)	LEPPERT, Don ('63-'64)	RIDDLEBERGER, Denny (70-'71)
BLASINGAME, Don ('63-'66)	GARCIA, Mike ('61)	LINDBLAD, Paul ('71)	RIDZIK, Steve ('63-'64)
BOAK, Chet ('61)	GOGOLEWSKI, Bill ('70-'71)	LINES, Dick ('66-'67)	RIPPLEMEYER, Ray ('62)
BOSMAN, Dick ('66-'71)	GOSEN, Greg ('70)	LOCK, Don ('62-'66)	RODRIGUEZ, Aurelio ('70)
BOULDIN, Carl ('61-'64)	GREEN, Dallas ('65)	LONG, Dale ('61-'62)	ROEBUCK, Ed ('63-'64)
BOWENS, Sam ('68-'69)	GREEN, Freddie ('62)	LOUN, Don ('64)	ROSEBORO, John ('70)
BRIDGES, Marshall ('64-'65)	GREEN, Gene ('61)	MADDOX, Elliott ('71)	RUDOLPH, Don ('62-'64)
BRIGHT, Harry ('61-'62)	GRIEVE, Tom ('70)	MAESTRI, Hector ('61)	SAVERINE, Bob ('66-'67)
BRINKMAN, Ed ('61-'70)	GRZENDA, Joe ('70-'71)	MAHONEY, Jim ('61)	SCHAIVE, Johnny ('62-'63)
BRONBERG, Pete ('71)	ARMSTRONG, Steve ('62-'63)	MASON, Jim ('71)	SCHENBLUM, Richie ('71)
BRONSTAD, Jim ('63-'64)	HAMLIN, Ken ('62, '65-'66)	MATHIAS, Carl ('61)	SCHMIDT, Bob ('62-'63)
BROWN, Jackie ('70-'71)	HANNAN, Jim ('62-'70)	MAYE, Lee ('69-'70)	SCHOEN, Gerry ('68)
BRUMLEY, Mike ('64-'66)	HANSEN, Ron ('68)	McCABE, Joe ('65)	SEGUI, Diego ('66)
BRUNET, George ('70)	HARRAH, Toby ('69, '71)	McCLAIN, Joe ('61-'62)	SHELLENBACK, Jim ('69-'71)
BRYAN, Billy ('68)	HARRELSON, Ken ('66-'67)	McCORMICK, Mike ('65-'66)	SHETRONE, Barry ('63)
BURNSIDE, Pete ('61-'63)	HAYWOOD, Bill ('68)	McCRAW, Tom ('71)	SIEVERS, Roy ('64-'65)
BURROUGHS, Jeff ('70-'71)	HEISER, Roy ('61)	McLAIN, Denny ('71)	SISLER, Dave ('61)
CAMILLI, Doug ('65-'69)	HELD, Woodie ('65)	McMULLEN, Ken ('65-'70)	SKOWRON, Bill ('64)
CARLOS, Cisco ('69-'70)	HERNANDEZ, Rudy ('61)	MILES, Jim ('68-'69)	SMITH, Dick ('69)
CASANOVA, Paul ('65-'71)	HICKS, Joe ('61-'62)	MINCHER, Don ('71)	STELMASZEK, Rick ('71)
CHANCE, Bob ('65-'67)	HIGGINS, Dennis ('68-'69)	MINOSO, Minnie ('63)	STENHOUSE, Dave ('62-'64)
CHENEY, Tom ('61-'64, '66)	HINTON, Chuck ('61-'64)	MOELLER, Ron ('63)	STEVENS, R.C. ('61)
CLUSTER, Al ('66)	HOBBAUGH, Ed ('61-'63)	MOORE, Barry ('65-'69)	STILLWELL, Ron ('61-'62)
COATES, Jim ('63)	HOLMAN, Gary ('68-'69)	NARUM, Buster ('64-'67)	STROUD, Ed ('67-'70)
COGGINS, Frank ('67-'68)	HOWARD, Bruce ('68)	NEEMAN, Cal ('63)	STURDIVANT, Tom ('61)
COLEMAN, Joe ('65-'70)	HOWARD, Frank ('65-'71)	NELSON, Dave ('70-'71)	SUCH, Dick ('70)
COMER, Wayne ('70)	HUMPHREYS, Bob ('66-'70)	NEN, Dick ('65-'67, '70)	TASBY, Willie ('61-'62)
COTTIER, Chuck ('61-'65)	HUNT, Ken ('63-'64)	NOLD, Dick ('67)	THOMPSON, Mike ('71)
COX, Casey ('66-'71)	JANESKI, Gerry ('71)	O'CONNELL, Denny ('61-'62)	UNSER, Del ('68-'71)
CRAIG, Pete ('64-'66)	JENKINS, Jack ('62-'63)	ORSINO, John ('66-'67)	VALENTINE, Fred ('64-'68)
CULLEN, Tim ('66-'71)	JOHNSON, Bob ('61-'62)	ORTEGA, Phil ('65-'68)	VEAL, Coot ('61)
CUNNINGHAM, Joe ('64-'66)	JONES, Steve ('68)	OSBORNE, Bobo ('63)	WERT, Don ('71)
DALEY, Pete ('61)	KENNEDY, John ('62-'64)	OSTEEN, Claude ('61-'64)	WILLHITE, Nick ('65)
DANIELS, Bennie ('61-'65)	KEOUGH, Marty ('61)	PASCUAL, Camilo ('67-'69)	WOODSHICK, Hal ('61)
DENEHY, Bill ('68)	KING, Jim ('61-'67)	PETERSON, Cap ('67-'68)	WOODLING, Gene ('61-'62)
DONOVAN, Dick ('61)	KIRKLAND, Willie ('64-'66)	PHILLIPS, Dick ('63-'64, '66)	ZIMMER, Don ('63-'65)
DOTTERER, Dutch ('61)	KLAUS, Billy ('61)	PIERSALL, Jimmy ('62-'63)	ZIPFEL, Bud ('61-'62)
DUCKWORTH, Jim ('63-'66)	KLIMCHOCK, Lou ('63)	PINA, Horacio ('70-'71)	
DUKES, Jan ('69-'70)	KLINE, Ron ('63-'66)	PRIDDY, Bob ('67)	

ALL-TIME SENATORS RECORDS (1961-71)

CAREER BATTING LEADERS

Games	1,142	Ed Brinkman
Home Runs	237	Frank Howard
At Bats	3,845	Ed Brinkman
Total Bases	1,968	Frank Howard
Runs	516	Frank Howard
Extra Base Hits	403	Frank Howard
Hits	1,071	Frank Howard
Runs Batted In	670	Frank Howard
Singles	685	Ed Brinkman

INDIVIDUAL BATTING SEASON LEADERS

Batting Average	.310	Chuck Hinton	1962
Slugging Average	.574	Frank Howard	1969
Games	161	Frank Howard	1969, '70
At Bats	635	Del Unser	1968
Runs	111	Frank Howard	1969
Hits	175	Frank Howard	1969
Singles	144	Ed Brinkman	1970
Doubles	31	Aurelio Rodriguez	1970
Triples	12	Chuck Hinton	1963
Home Runs, RH Batter	48	Frank Howard	1969
Home Runs, LH Batter	30	Mike Epstein	1969
Home Runs, Rookie	12	Don Lock	1962
Extra Base Hits	75	Frank Howard	1968
Total Bases	340	Frank Howard	1969
Runs Batted In	126	Frank Howard	1970
Bases on Balls	132	Frank Howard	1970
Strikeouts	155	Frank Howard	1967
Sacrifice Bunts	15	Danny O'Connell	1961
Sacrifice Flies	8	Ken McMullen	1969
Hit By Pitch	13	Mike Epstein	1968
Stolen Bases	29	Ed Stroud	1970
Caught Stealing	10	Willie Tasby	1961
		Chuck Hinton	1962
		Fred Valentine	1966
		Del Unser	1969
GDP	29	Frank Howard	1969, '71
Fewest GDP	4	Del Unser	1971
Hitting Streak	19	Ken McMullen	1967

TEAM BATTING SEASON LEADERS

Batting Average	.251	1969
Lowest Batting Average	.223	1967
Slugging Pct.	.378	1969
Lowest Slugging Pct.	.326	1967, '71
Runs	694	1969
Fewest Runs	524	1968
Hits	1370	1962
Singles	1006	1969
Doubles	217	1961
Triples	44	1961
Home Runs	148	1969
Grand Slams	4	1961, '63, '67
Total Bases	2,060	1969
Extra Base Hits	380	1961
Runs Batted In	640	1969
Hit By Pitch	46	1970
Bases on Balls	635	1970
Strikeouts	1,125	1965
Sacrifice Hits	84	1966
Sacrifice Flies	44	1961
Stolen Bases	99	1962
Caught Stealing	53	1962

TEAM BATTING GAME LEADERS

Runs, Game	15	vs. Det., May 18, 1965 vs. Cle., July 5, 1971
Runs, Game, by Opponent	18	vs. Bal., April 22, 1965
Hits, Game	20	vs. Bos., July 27 th , 1962
Home Runs, Game	5	vs. Det., May 20, 1965 vs. Chi., May 16, 1969 vs. Chi., June 13, 1970
Runs, Inning	11	vs. Bal., May 11, 1962

CAREER PITCHING LEADERS

Batting Average	.310	Chuck Hinton	1962
Victories	49	Dick Bosman	
Losses	60	Bennie Daniels	
Shutouts	7	Tom Cheney	

INDIVIDUAL PITCHING SEASON LEADERS

Games	74	Ron Kline	1965
Games Started	36	Claude Osteen	1964
		Joe Coleman	1969
Complete Games	13	Claude Osteen	1964
Innings Pitched	257	Claude Osteen	1964
Wins	16	Dick Bosman	1970
Losses	22	Denny McLain	1971
Saves	27	Darold Knowles	1970
Games Finished	58	Ron Kline	1965
Shutouts	4	Tom Cheney	1963
		Frank Bertaina	1967
		Camilo Pascual	1968
		Joe Coleman	1969
Bases on Balls	100	Joe Coleman	1969
Strikeouts	195	Pete Richert	1966
Runs	115	Denny McLain	1971
Earned Runs	103	Denny McLain	1971
Hits Allowed	256	Claude Osteen	1964
Hits Batsmen	12	Joe Coleman	1968
Wild Pitches	17	Frank Bertaina	1968
Home Runs	36	Pete Richert	1966
Lowest ERA (162 IP)	2.19	Dick Bosman	1969
Winning Pct.	.737 (14-5)	Dick Bosman	1969
Successive Wins	8	Dick Bosman	1969
Successive Losses	10	Bennie Daniels	1962

TEAM PITCHING SEASON LEADERS

Batting Average	.251	1969
Wins	86	1969
Losses	106	1963
Earned Run Average	3.38	1967
Complete Games	39	1961
Shutouts	14	1967
Saves	41	1969
Innings Pitched	1473.1	1967
Hits Allowed	1486	1963
Runs Allowed	812	1963
Earned Runs Allowed	710	1963
Walks Allowed	656	1969
Strikeouts	878	1967
Home Runs Allowed	176	1963
Hit Batters	45	1971
Wild Pitches	61	1968
Balks	9	1962
Sacrifice Hits	97	1968
Sacrifice Flies	59	1963

WHY THE TEXAS RANGERS?

On Nov. 23, 1971, club owner Robert E. Short announced the franchise he moved from Washington D.C. would be named the Texas Rangers. The nickname pays honor to the legendary police agency, the Texas Rangers. The inaugural game was supposed to be played on April 6, 1972, but was postponed by a players' strike. The Rangers lost to the California Angels, 1-0, on April 15 in the team's first game. In the first home game on April 21, 1972, the Rangers defeated the Angels 7-6 at Arlington Stadium.

ATTENDANCE RECORDS

GLOBE LIFE PARK IN ARLINGTON (1994-2019)

YEAR-BY-YEAR ATTENDANCE

YEAR	DATES	ATT.	AVG
1994 Totals	62	2,503,198	40,374
1995 Totals	72	1,985,910	27,582
1996 Totals	80	2,889,020	36,113
1997 Totals	80	2,945,244	36,816
1998 Totals	81	2,927,409	36,141
1999 Totals	80	2,771,469	34,643
2000 Totals	80	2,800,137	35,002
2001 Totals	81	2,831,111	34,952
2002 Totals	80	2,352,447	29,406
2003 Totals	81	2,095,132	25,866
2004 Totals	79	2,513,685	31,819
2005 Totals	80	2,525,221	31,565
2006 Totals	81	2,388,577	29,491
2007 Totals	79	2,353,862	29,796
2008 Totals	80	1,945,857	24,323
2009 Totals	78	2,156,016	27,641
2010 Totals	81	2,505,171	30,928
2011 Totals	81	2,946,949	36,382
2012 Totals	81	3,460,280	42,720
2013 Totals	82	3,178,273	38,759
2014 Totals	81	2,718,733	33,565
2015 Totals	81	2,491,875	30,764
2016 Totals	81	2,710,402	33,462
2017 Totals	81	2,507,760	30,960
2018 Totals	81	2,102,107	26,014
2019 Totals	81	2,132,994	26,333
TOTALS	2065	66,744,019	32,321

TOP 30 CROWDS (Regular and Postseason)

1.	52,419 ¹	Oct. 30, 2010	San Francisco
2.	52,045 ²	Nov. 1, 2010	San Francisco
3.	51,920 ³	Oct. 31, 2010	San Francisco
4.	51,746 ⁴	Oct. 9, 2010	Tampa Bay
5.	51,573	April 3, 2006	Boston
6.	51,548	April 6, 2007	Boston
7.	51,539 ⁵	Oct. 23, 2011	St. Louis
8.	51,508 ⁶	Oct. 15, 2011	Detroit
9.	51,462 ⁷	Oct. 22, 2011	St. Louis
10.	51,459 ⁸	Oct. 24, 2011	St. Louis
11.	51,404 ⁹	Oct. 22, 2010	New York-AL
12.	51,351 ¹⁰	Oct. 1, 2011	Tampa Bay
13.	51,227 ¹¹	Oct. 20, 2011	Detroit
14.	50,941 ¹²	Oct. 11, 2015	Toronto
15.	50,930 ¹³	Oct. 15, 2010	New York-AL
16.	50,920 ¹⁴	July 11, 1995	All-Star Game
17.	50,860 ¹⁵	Oct. 4, 1996	New York-AL
18.	50,708	July 31, 2004	Oakland
19.	50,498 ¹⁶	Sept. 30, 2011	Tampa Bay

2019 HOME ATTENDANCE BY CLUBS

CLUB	DATES	2019 ATT.	AVG.
Baltimore	3	63,528	21,176
Boston	3	77,243	25,748
Chicago-AL	3	84,832	28,277
Cleveland	4	81,520	20,380
Detroit	3	75,707	25,236
Houston	10	300,392	30,039
Kansas City	4	106,409	26,602
Los Angeles-AL	10	218,103	21,810
Minnesota	4	93,872	23,468
New York	3	125,182	41,727
Oakland	9	244,291	27,143
Seattle	9	199,429	22,159
Tampa Bay	3	56,435	18,812
Toronto	3	88,900	29,633
Arizona	2	45,883	22,942
Atlanta		DNP in 2019	
Chicago-NL	3	131,588	43,863
Cincinnati		DNP in 2019	
Colorado		DNP in 2019	
Los Angeles		DNP in 2019	
Miami		DNP in 2019	
Milwaukee		DNP in 2019	
New York-NL		DNP in 2019	
Philadelphia		DNP in 2019	
Pittsburgh	2	42,203	21,102
St. Louis	3	97,477	32,492
San Diego		DNP in 2019	
San Francisco		DNP in 2019	
Washington		DNP in 2019	
2019 TOTALS	81	2,132,994	26,333

2019 HOME ATTENDANCE BY DAY AND MONTH

DAY	DATES	2019 ATT.	AVG.
Monday	5	93,303	18,661
Tuesday	13	250,142	19,242
Wednesday	12	275,806	22,984
Thursday	10	277,172	27,717
Friday	13	377,171	29,013
Saturday	14	482,530	34,466
Sunday	14	376,870	26,919

OPENING DAY CROWDS

DATE	ATT.	OPPONENT	SCORE
April 11, 1994	46,056	Milwaukee	L, 3-4
April 27, 1995	32,161	Cleveland	L, 6-11
April 1, 1996	40,484	Boston	W, 5-3
April 1, 1997	45,098	Milwaukee	W, 6-2
March 31, 1998	45,909	Chicago	L, 2-9
April 5, 1999	46,650	Detroit	L, 5-11
April 3, 2000	49,332	Chicago	W, 10-4
April 3, 2001	49,512	Anaheim	W, 3-2
April 5, 2002	49,617	Anaheim	L, 1-3
April 4, 2003	49,231	Seattle	L, 4-6
April 9, 2004	50,370	Anaheim	W, 12-4
April 11, 2005	50,054	Los Angeles-AL	L, 6-7
April 3, 2006	51,573	Boston	L, 3-7
April 6, 2007	51,548	Boston	W, 2-0
April 8, 2008	48,808	Baltimore	L, 1-8
April 6, 2009	49,916	Cleveland	W, 9-1
April 5, 2010	50,299	Toronto	W, 5-4
April 1, 2011	50,146	Boston	W, 9-5
April 6, 2012	49,085	Chicago	W, 3-2
April 5, 2013	48,845	Los Angeles-AL	W, 3-2
March 31, 2014	49,031	Philadelphia	L, 10-14
April 10, 2015	48,885	Houston	L, 1-5
April 4, 2016	49,289	Seattle	W, 3-2
April 3, 2017	48,350	Cleveland	L, 5-8
March 29, 2018	47,253	Houston	L, 1-4
March 28, 2019	48,538	Chicago-NL	L, 4-12

20.	50,492	July 4, 2005	Boston
21.	50,370	April 9, 2004	Anaheim
22.	50,362 ¹⁷	Oct. 16, 2010	New York-AL
23.	50,299	April 5, 2010	Toronto
24.	50,269 ¹⁸	Oct. 9, 1999	New York-AL
25.	50,241	May 23, 2004	New York-AL
26.	50,146	April 1, 2011	Boston
27.	50,114 ¹⁹	Oct. 8, 2011	Detroit
28.	50,066 ²⁰	Oct. 5, 1996	New York-AL
29.	50,054	April 11, 2005	LA of Anaheim
30.	49,950 ²¹	Oct. 2, 1998	New York-AL

1 WS G3	6 ALCS G6	11 ALCS G2	16 ALDS G1	21 ALDS G3
2 WS G5	7 WS G3	12 ALDS G3	17 ALCS G2	
3 WS G4	8 WS G5	13 ALCS G1	18 ALDS G3	
4 ALDS G3	9 ALCS G6	14 ASG	19 ALCS G1	
5 WS G4	10 ALDS G2	15 ALDS G3	20 ALDS G4	

LARGEST CROWD (48 Years, 2 Parks)

48,808	(April 8, 2008 - Tuesday)
51,573	(April 3, 2006 - Monday)
49,332	(April 3, 2000 - Monday)
49,916	(April 6, 2009 - Monday)
48,303	(Aug. 11, 2012 - Saturday)
49,603	(June 9, 2001 - Saturday)
47,567	(June 2, 2013 - Sunday)
50,370	(April 9, 2004 - Friday)
47,240	(July 6, 2012 - Friday)
50,241	(May 23, 2004 - Sunday)
50,708	(July 31, 2004 - Saturday)
49,530	(July 4, 2003 - Friday)
49,197	(April 28, 2012 - Saturday)
50,299	(April 5, 2010 - Monday)
46,366	(June 4, 2000 - Sunday)
48,776	(June 8, 2002 - Saturday)
48,538	(March 28, 2019 - Thursday)
44,397	(June 29, 2013 - Saturday)
46,964	(June 22, 2012 - Friday)
38,514	(July 2, 1998 - Thursday)
46,092	(July 3, 2011 - Sunday)
46,056	(April 11, 1994 - Monday)
46,092	(June 24, 2011 - Friday)
49,031	(March 31, 2014 - Monday)
46,950	(May 28, 2016 - Saturday)
42,173	(June 12, 2004 - Saturday)
46,372	(June 7, 1998 - Sunday)
46,507	(June 12, 1997 - Thursday)
48,663	(June 18, 2005 - Saturday)

THREE MILLION FANS IN A SEASON

There have been two instances in Washington/Texas franchise history of home attendance surpassing the 3 million mark: 2012 and 2013. The club's two-year total of 6,638,553 in 2012-13, as well as average attendance of 40,727 in that span, both ranked 4th in the majors behind only Los Angeles-NL, New York-AL, and San Francisco.

The Rangers drew 3,460,280 fans for 81 home dates in 2012, the highest single-season figure in franchise history and the first time to ever surpass the 3 million mark. Club records were established with 38 sellouts and 59 crowds of at least 40,000. The team saw 3 separate streaks of at least 5 straight sellouts in 2012 after never having more than 4 sellouts in a row prior to that season. The Rangers reached the 3 million mark for the first time on September 13, 2012 in home date no. 71. The team surpassed 1 million that year on May 27 (home date no. 23) and 2 million on July 23 (home date no. 46), both besting the previous records to those milestones by four dates. Texas recorded sellout no. 22 on June 24, 2012 (home date no. 35), surpassing the previous mark of 21 sellouts in 1994. In 2012, the Rangers sold out a club-record 9 consecutive home dates from April 23-May 13, and also saw 5 straight sellouts both May 16-27 and June 29-July 7. For the entire 2012 season, the Rangers saw just 2 crowds of less than 30,000 in Arlington.

LARGEST HOME CROWDS BY DAYS OF THE WEEK

DAY	ATT.	OPPONENT	DATE
Monday	51,173	vs. Boston	April 3, 2006
Tuesday	49,512	vs. Anaheim	April 3, 2001
Wednesday	49,103	vs. Seattle	July 4, 2001
Thursday	48,925	vs. New York	Aug. 12, 2004
Friday	51,548	vs. Boston	April 6, 2007
Saturday	50,708	vs. Oakland	July 31, 2004
Sunday	50,241	vs. New York	May 23, 2004

LARGEST HOME ATTENDANCE FIGURES

4-Date Series: 182,036, July 14-17, 1994 vs. Toronto
 3-Date Series: 148,894, May 21-24, 2004 vs. New York-AL
 2-Date Series: 94,797, Aug. 10-11, 2010 vs. New York-AL
 Season, One Club: 443,347 - 2012 vs. Oakland (10 dates)
 Day Game: 51,573, April 3, 2006 vs. Boston
 Night Game: 50,708, July 31, 2004 vs. Oakland
 Doubleheader: 44,598, May 1, 2004 vs. Boston
 Smallest Crowd: 9,046, Sept. 7, 1995 vs. CWS (Make-up date)
 Most Sellouts: 38, 2012
 Most 40,000 + Crowds: 59 - 2012
 Most 30,000 + Crowds: 79 - 2012, 2013
 Most 20,000 + Crowds: 82 - 2013

2019 ROAD ATTENDANCE BY CLUBS

CLUB	DATES	2019 ATT.	AVG.
Baltimore	4	46,743	11,686
Boston	4	139,714	34,929
Chicago-AL	4	97,586	24,397
Cleveland	2	42,578	21,289
Detroit	3	61,609	20,536
Houston	9	336,208	37,356
Kansas City	3	51,451	17,150
Los Angeles-AL	9	353,086	39,232
Minnesota	3	110,537	36,846
New York-AL	3	109,808	36,603
Oakland	10	217,287	21,729
Seattle	10	184,600	18,460
Tampa Bay	3	41,844	13,948
Toronto	3	74,116	24,705
Arizona	2	32,491	16,246
Cincinnati	3	79,862	26,621
Milwaukee	3	121,608	40,536
Pittsburgh	2	26,937	13,469
2019 TOTALS	80	2,128,065	26,601

LARGEST CROWD

51,644 (April 7, 1987 - Monday)
 38,416 (August 7, 2012 - Tuesday)
 42,231 (July 3, 1978 - Monday)
 62,443 (April 10, 1982 - Saturday)
 51,504 (April 12, 1988 - Tuesday)
 43,277 (June 17, 2001 - Sunday)
 40,127 (August 24, 1991 - Saturday)
 62,390 (July 4, 1989 - Tuesday)
 53,031 (April 10, 1992 - Friday)
 56,706 (April 4, 1994 - Monday)
 45,606 (Oct. 1, 2000 - Sunday)
 56,530 (June 27, 1999 - Sunday)
 37,070 (July 21, 2001 - Saturday)
 50,529 (July 23, 1994 - Saturday)
 44,296 (June 24, 1998 - Wednesday)
 40,383 (June 17, 2004 - Thursday)
 54,301 (April 10, 1989 - Monday)
 35,302 (June 22, 2002 - Saturday)

YEAR-BY-YEAR ROAD ATTENDANCE

YEAR	DATES	ATT.	AVG.
1972 Totals	69	768,604	11,139
1973 Totals	74	837,976	11,324
1974 Totals	74	921,757	12,456
1975 Totals	73	976,006	13,370
1976 Totals	73	1,059,135	14,509
1977 Totals	72	1,236,344	17,171
1978 Totals	73	1,395,300	19,114
1979 Totals	76	1,587,206	20,884
1980 Totals	79	1,499,813	18,985
1981 Totals	49	892,594	18,216
1982 Totals	76	1,514,422	19,927
1983 Totals	79	1,476,671	18,692
1984 Totals	79	1,561,739	19,768
1985 Totals	80	1,599,306	19,991
1986 Totals	80	1,670,132	20,877
1987 Totals	78	1,796,351	23,030
1988 Totals	79	1,885,166	23,863
1989 Totals	80	2,101,700	26,271
1990 Totals	78	1,980,463	25,391
1991 Totals	79	2,302,087	29,140
1992 Totals	80	2,347,974	29,350
1993 Totals	78	2,401,762	30,792
1994 Totals	51	1,591,303	31,202
1995 Totals	71	1,648,820	23,223
1996 Totals	82	2,067,580	25,214
1997 Totals	81	2,142,586	26,452
1998 Totals	80	2,314,074	28,926
1999 Totals	80	2,070,648	25,883
2000 Totals	81	2,407,996	29,728
2001 Totals	80	2,258,268	28,228
2002 Totals	79	2,251,033	28,494
2003 Totals	81	2,343,754	28,935
2004 Totals	81	2,370,971	29,271
2005 Totals	81	2,197,278	27,127
2006 Totals	81	2,391,347	29,523

YEAR	DATES	ATT.	AVG.
2007 Totals	80	2,303,098	28,789
2008 Totals	80	2,381,219	29,765
2009 Totals	80	2,210,344	27,629
2010 Totals	81	2,151,809	26,566
2011 Totals	80	2,293,970	28,675
2012 Totals	80	2,256,784	28,210
2013 Totals	81	2,277,838	28,121
2014 Totals	81	2,199,597	27,156
2015 Totals	81	2,354,914	29,073
2016 Totals	81	2,232,432	27,561
2017 Totals	81	2,162,632	26,699
2018 Totals	81	2,144,075	26,470
2019 Totals	80	2,128,065	26,601
TOTALS	3,714	90,964,943	24,492

LARGEST ROAD CROWDS BY DAYS OF THE WEEK

DAY	ATT.	OPPONENT	DATE
Monday	56,706	at New York-AL	April 4, 1994
Tuesday	62,390	at California	July 4, 1989
Wednesday	52,659	at New York-AL	July 2, 2008
Thursday	55,123	at New York-AL	April 9, 1981
Friday	54,442	at New York-AL	Aug. 12, 2005
Saturday	62,443	at Cleveland	April 10, 1982
Sunday	62,020	at California	Oct. 3, 1982

LARGEST ROAD ATTENDANCE FIGURES

4-Date Series: 218,468, Aug. 11-14, 2005 at New York
 3-Date Series: 158,927, June 30-July 2, 2008 at New York-AL
 2-Date Series: 96,389, April 26-27, 1993 at Toronto
 Season, One Club: 447,255, 2001 at Seattle (10 dates)
 Day Game: 62,443, April 10, 1982 at Cleveland
 Night Game: 62,390, July 4, 1989 at California
 Doubleheader: 55,438, June 15, 2008 at New York-NL
 Smallest Attendance: 750, Sept. 18, 1979 at Oakland

KEY DATES IN FRANCHISE HISTORY

FRONT OFFICE

COACHES

PLAYERS

2019 REVIEW

OPONENTS

RECORDS

DEVELOPMENT

MEDIA

- October 26, 1960: American League awards expansion franchise to Washington, D.C. following transfer of Calvin Griffith's franchise to Minnesota.
- November 17, 1960: General Elwood R. (Pete) Quesada's bid for the Washington franchise is approved by the American League.
- April 10, 1961: President John F. Kennedy throws out the first pitch as 26,724 watch the Washington Senators lose to Chicago White Sox, 4-3 at Griffith Stadium in the franchise's first game.
- April 9, 1962: The Senators beat Detroit, 4-1 in first game at new District of Columbia Stadium (renamed Robert F. Kennedy Memorial Stadium in 1969).
- July 10, 1962: The first of two 1962 All-Star Games arrives at D.C. Stadium as the National League defeats the American League, 3-1, before a crowd of 45,480.
- September 18, 1962: The American League holds a meeting in New York to explore the possibilities of major league baseball coming to the Dallas-Fort Worth area. Although the idea is deemed worthy, league owners reject K.C.'s owner Charley Finley's attempt to move his team to the Metropolis.
- January 29, 1963: James H. Johnston, James H. Lemon and George M. Bunker buy out Quesada and four others to become majority owners of the Senators.
- September, 1964: Construction begins on 10,000-seat Turnpike Stadium in Arlington. The ballpark would serve as home of the Dallas-Fort Worth entry in the Texas League and eight years later, the Texas Rangers.
- January, 1965: Johnston and Lemon buy out Bunker and other partners to gain complete control of the franchise.
- April 23, 1965: The Dallas-Fort Worth Spurs beat Albuquerque before 7,231 in the first game at Turnpike Stadium.
- June, 1966: Washington selects Pittsfield (Mass.) outfielder Tom Grieve as its top choice in the June free agent draft. Grieve would go on to a fine career with the Senators and Rangers and later become the club's general manager.
- June 12, 1967: The Senators beat Chicago, 6-5, in 22 innings. The game lasted six hours, 38 minutes and ended at 2:43 a.m., causing the league to adopt a curfew stating that no inning may start after 1:00 a.m.
- November, 1967: The Senators draft shortstop Toby Harrah from the Phillies farm club in Reading, Pa.
- April 19, 1968: After a five-hour meeting in Chicago, the National League approves expansion to Montreal and San Diego. Dallas-Fort Worth fails in its bid for an NL franchise.
- December 3, 1968: Robert E. Short, the Democratic National Committee Treasurer, purchases majority interest of the Washington Senators at the winter meetings in San Francisco.
- January 18, 1969: Ted Williams is appointed manager of the Senators.
- July 23, 1969: The National League scores a 9-3 win in the All-Star Game before 45,259 at R.F.K. Stadium.
- October 1, 1969: The Senators close out the season with an 86-76 record after finishing 32 games under .500 a year earlier, earning Ted Williams AL Manager of the Year honors. Frank Howard finishes with 48 homers and places fourth in the MVP voting. Dick Bosman wins the ERA title at 2.19.
- October, 1970: Frank Howard captures two-thirds of the Triple Crown with 44 homers and 126 RBI and finishes fifth in the MVP balloting. Expansion begins at Turnpike Stadium to enlarge seating capacity to 20,000.
- September 20, 1971: Short receives approval from AL owners to move the franchise from Washington, D.C. to Arlington, Texas for the 1972 season.
- September 30, 1971: The final game for Washington Senators is forfeited to the Yankees when fans stream onto the field with two out in the ninth inning with Senators leading, 7-5.
- October, 1971: With the coming of major league baseball, Turnpike Stadium is enlarged to a 35,694 seating capacity and renamed Arlington Stadium.
- November 23, 1971: Short announces the franchise will be called the Texas Rangers.
- April 6, 1972: The Rangers' inaugural game is postponed by a players' strike.
- April 15, 1972: The Rangers lose at California, 1-0, in team's first game. C Hal King singles off Andy Messersmith for first base hit in Texas history.
- April 16, 1972: Pete Broberg beats the Angels, 5-1, for the first victory in club history.
- April 21, 1972: The Rangers beat the Angels, 7-6, before a crowd of 20,105 in first game for the franchise at Arlington Stadium. Frank Howard homers in the first inning for Texas.
- July 25, 1972: Toby Harrah becomes the first Ranger selected to the all-star team.
- September 30, 1972: Ted Williams retires as Rangers manager. Whitey Herzog, Director of Player Development for the New York Mets, is named as Williams' successor.
- June 5, 1973: Texas selects lefthanded pitcher David Clyde as the nation's number one draft choice in the June free agent draft.
- June 27, 1973: Just 20 days out of Houston's Westchester High School, 18-year-old David Clyde makes his major league debut against the Minnesota Twins. He walks the first two batters he faces before fanning three straight and he goes on to post a 4-3 victory before a crowd of 35,698.
- July 26, 1973: Jeff Burroughs hits the first of three grand slams in 10 days.
- July 30, 1973: Jim Bibby throws the first no-hitter in team history by blanking the A's, 6-0. Bibby fans 13 to beat Oakland ace Vida Blue.
- September 8, 1973: Herzog is replaced by former Detroit skipper Billy Martin as Rangers manager.
- October 26, 1973: The Rangers acquire righthander Fergie Jenkins from the Chicago Cubs for 3B Bill Madlock and 2B Vic Harris.
- May 29, 1974: Bradford G. Corbett forms group and purchases franchise from Bob Short. Corbett selects former Yankees infielder Bobby Brown as team president.
- August 30, 1974: Second baseman Dave Nelson ties a major league record by stealing second, third and home in the first inning against Cleveland's Dick Bosman.
- October 2, 1974: Texas finishes with an 84-76 record, in second place, five games behind eventual world champion Oakland. First baseman Mike Hargrove is the league Rookie of the Year. Jeff Burroughs is the AL MVP, Billy Martin is the Manager of the Year and Fergie Jenkins is the Comeback Player of the Year, second only to the A's Catfish Hunter in Cy Young voting.
- July 21, 1975: Billy Martin is fired as Texas manager after leading the team to a 44-51 record. Third base coach Frank Lucchesi takes over on an interim basis and guides the team to a 35-32 record (79-83 overall).
- June 25, 1976: Shortstop Toby Harrah plays a complete doubleheader without handling a chance in the field, a major league record.
- December, 1976: The Rangers and the City of Arlington agree on a two-year program to renovate and enlarge Arlington Stadium to 42,000.
- May 15, 1977: Willie Horton becomes the first Ranger to hit three home runs in one game in a 7-3 victory over Kansas City.
- June 22, 1977: After a 31-31 start, Frank Lucchesi is replaced as manager by Eddie Stanky, who guides the club to a 10-8 win over Minnesota but steps down after just one game.
- June 23, 1977: Rangers coach Connie Ryan takes over as interim manager.
- June 28, 1977: Bill Hunter, in his 14th year as a coach with the Baltimore Orioles, takes over as manager of the Rangers. He would guide the club to a 60-33 (.645) over the remainder of the season.
- August 8, 1977: Texas turns the first triple play in team history. With runners on first and second, Oakland's Manny Sanguillen grounds to third baseman Toby Harrah, who steps on third and throws to Bump Wills at second for the force. Wills relays to Mike Hargrove at first to complete the triple play.
- August 27, 1977: On consecutive pitches by New York pitcher Ken Clay, Toby Harrah and Bump Wills hit inside-the-park home runs at Yankee Stadium.
- September 22, 1977: Bert Blyleven throws the Rangers' second no-hitter by blanking the Angels at Anaheim, 6-0.
- October 1, 1978: Pat Corrales, a Texas coach since 1975, replaces Bill Hunter as manager before the final game of the season. The Rangers down the Mariners, 9-4, in Corrales' debut.
- December 8, 1978: Texas trades Toby Harrah to the Indians for all-star third baseman Buddy Bell.
- April 29, 1980: Corbett sells majority interest in Rangers to H.E. (Eddie) Chiles.
- May 3, 1980: Fergie Jenkins becomes the fourth pitcher in history to win 100 games in each league when he downs Baltimore, 3-2, at Arlington Stadium.
- November 12, 1980: Former Senator Don Zimmer is named as the Rangers' eighth manager.
- April 30, 1981: Lefthander Rick Honeycutt sets a club record with his fourth consecutive shutout, a 7-0, five-hitter over Kansas City at Arlington Stadium.
- May 25, 1981: Bill Stein sets an AL record with his seventh consecutive pinch hit, breaking the mark of Baltimore's Bob Johnson.

June 11, 1981: Fergie Jenkins and the Rangers blow a 3-1, sixth-inning lead as the Brewers rally for a 6-3 victory on the last day before the players' strike. Had Texas held on to win, it would have remained in first place and clinched a playoff spot.

July 4-7-10, 1982: Larry Parrish ties a ML record with 3 grand slams in one week. In 10 games, Parrish collects 19 RBI and bats .514 (18-35).

July 28, 1982: Don Zimmer is dismissed as Rangers' manager. Coach Darrell Johnson is named interim manager.

November 1, 1982: Former Astros third baseman Doug Rader is tabbed as Texas skipper.

July 3, 1983: The Rangers set a major league record by scoring 12 runs in an extra inning. Texas send 16 batters to the plate in the 15th inning at Oakland to post a 16-4 victory.

August 11, 1983: The City of Arlington and the Rangers announce a new option contract giving the ballclub complete control of Arlington Stadium.

October, 1983: The Rangers finish the season with a 3.31 ERA and a .962 fielding percentage, both best in the American League.

September 30, 1984: California's Mike Witt becomes 13th pitcher in ML history with a perfect game when he retires 27 straight Rangers at Arlington Stadium.

April 29, 1985: Larry Parrish hits three homers as Texas defeats the Yankees, 7-5, at Arlington Stadium. It is the fourth time in his career for Parrish to accomplish the feat and he becomes the fifth player in major league history to do it in both leagues.

May 16, 1985: Bobby Valentine is named to succeed Doug Rader as Rangers manager.

July 23, 1985: Oddibe McDowell becomes the first Ranger ever to hit for the cycle with a 5-for-5 effort against the Cleveland Indians at Arlington Stadium. His eight consecutive hits (three the previous game) tie a team record.

November 3, 1987: The Rangers purchase Arlington Stadium from the City of Arlington.

December 7, 1988: 41-year-old pitcher Nolan Ryan signs with the Rangers as a free agent.

March 18, 1989: An investor group led by George W. Bush and Edward W. (Rusty) Rose purchases controlling interest in the Rangers from Eddie Chiles.

August 22, 1989: Nolan Ryan strikes out Oakland's Rickey Henderson to become the first pitcher in ML history to record 5,000 career strikeouts.

June 11, 1990: At Oakland, Nolan Ryan pitches his sixth career no-hitter in a 5-0 shutout over the A's.

July 31, 1990: Nolan Ryan defeats the Brewers, 11-3, at Milwaukee for his 300th career victory.

October 24, 1990: The Rangers and the City of Arlington announce plans to build a new ballpark and complex adjacent to Arlington Stadium.

January 19, 1991: City of Arlington voters approve a one-half cent sales tax to finance up to \$135 million of municipal bonds for construction of ballpark.

May 1, 1991: Nolan Ryan throws his seventh career no-hitter in a 3-0 win over Toronto at Arlington Stadium. His seven no-hitters are a major league record and at 44 years, three months and one day, Ryan is the oldest pitcher ever to throw a no-hitter.

October 30, 1991: Official groundbreaking ceremony takes place for new ballpark complex.

April 24, 1992: Actual construction begins on the new ballpark with the first game to take place on Opening Day, 1994.

July 9, 1992: Bobby Valentine is dismissed as manager, and replaced on an interim basis by Toby Harrah. A week later, Harrah accepts the position on a full-time basis.

October 26, 1992: Kevin Kennedy is appointed as Rangers manager.

September 12, 1993: Nolan Ryan pitches in his final game at Arlington Stadium on "Nolan Ryan Appreciation Day." The Twins post a 4-2 victory over the Rangers, but following the game, Ryan is honored in an on-field ceremony.

October 3, 1993: The Royals defeat the Rangers, 4-1, before 41,039 at the final game in Arlington Stadium history. Arlington Stadium closes its doors after hosting major league baseball for 22 years.

April 1, 1994: The Rangers play the first game at The Ballpark in Arlington, losing to the New York Mets in an exhibition contest, 10-7.

April 11, 1994: The Rangers fall to Milwaukee, 4-3, in the first regular-season game at The Ballpark in Arlington.

July 28, 1994: Kenny Rogers becomes the first Ranger pitcher to ever throw a perfect game, blanking the Angels, 4-0, at The Ballpark in Arlington.

October 14, 1994: Johnny Oates, manager of the Baltimore Orioles since 1991, is named as the 14th full-time manager in Rangers history.

July 11, 1995: The Rangers host the 66th All-Star Game at The Ballpark in Arlington, as the NL posts a 3-2 victory over the AL.

September 15, 1996: Texas retires Nolan Ryan's uniform number 34, the first retired number in franchise history.

September 27, 1996: The Rangers clinch their first post-season appearance in franchise history as Seattle loses to Oakland, giving Texas the American League West Division championship.

October 1, 1996: The Rangers play the first post-season game in franchise history, defeating the New York Yankees, 6-2, in Game One of the American League Division Series at Yankee Stadium.

October 4, 1996: Playoff baseball finally comes to Arlington, but the Yankees score 2 runs in the 9th inning for a 3-2 victory over Texas.

November, 1996: Johnny Oates becomes the first Texas manager to win the BBWAA AL Manager of the Year award. Juan Gonzalez, who set team records with 47 homers and 144 RBI, becomes the second Rangers player to win the BBWAA AL Most Valuable Player award.

December 16, 1996: John Wetteland, the 1996 World Series MVP with the Yankees, signs a four-year contract to pitch for the Rangers.

June 12, 1997: The San Francisco Giants defeat the Rangers, 4-3, before 46,507 at The Ballpark in Arlington in the first regular season interleague game in major league history. Darren Oliver throws the first pitch.

June 30, 1997: Bobby Witt hits a solo homer off Ismael Valdes at Dodger Stadium, the first American League pitcher to go deep in a regular season game since Baltimore's Roric Harrison on October 3, 1972 (first game) at Cleveland. It is the first home run by a pitcher in Texas Rangers history.

January 7, 1998: An investor group led by Thomas O. Hicks agrees to acquire the Rangers in a \$250 million transaction.

June 10, 1998: Major League owners unanimously approve transfer of ownership of Texas Rangers to Thomas O. Hicks at ML meetings in Seattle.

September 25, 1998: The Rangers clinch American League West Division Championship in Seattle when Anaheim loses to Oakland.

October 2, 1998: The New York Yankees complete a three-game sweep of the Rangers in AL Division Series with a 4-0 win at The Ballpark in Arlington. The game is delayed 3:16 in the sixth inning due to rain.

January 5, 1999: Nolan Ryan elected to National Baseball Hall of Fame in his first year of eligibility. He announced that he will be the first Hall of Famer to ever have a Texas Rangers cap on his plaque in Cooperstown, N.Y.

April 29, 1999: Tom Schliefer resigns as Rangers President.

May 7, 1999: Jim Lites named Rangers President.

July 25, 1999: Nolan Ryan inducted into the National Baseball Hall of Fame in Cooperstown, NY.

Sept. 26, 1999: The Rangers defeat Oakland, 10-3, to clinch the American League West Division title.

Oct. 9, 1999: The New York Yankees win their ninth straight playoff game against the Rangers, completing their second straight three-game sweep of the Rangers in the AL Division Series with a 3-0 win at The Ballpark in Arlington.

November 18, 1999: Ivan Rodriguez wins the 1999 BBWAA AL Most Valuable Player Award.

Dec. 11, 2000: The Rangers complete a busy 4 days at the Baseball Winter Meetings in Dallas by signing free agent shortstop Alex Rodriguez to a 10-year contract. Texas also adds 3 other free agents, pitcher Mark Petkovsek and infielders Ken Caminiti and Andres Galarraga during the meetings.

May 4, 2001: Johnny Oates steps down as manager. Third base coach Jerry Narron named manager for remainder of season. Narron receives two-year contract extension through 2003 on June 2.

September 28, 2001: Alex Rodriguez becomes the first shortstop in Major League history to hit 50 homers in a season with his blast off Ismael Valdes at Anaheim. Rodriguez leads the American League with a club-record 52 homers.

October 7, 2001: Doug Melvin dismissed as General Manager.

November 1, 2001: John Hart appointed Rangers seventh General Manager, receiving a three-year contract. Grady Fuson named Assistant General Manager, Player Development and Scouting.

March 18, 2002: Jim Lites resigns as Rangers President, Mike Cramer, President of Southwest Sports Group, assumes duties as team president.

October 1, 2002: Jerry Narron dismissed as Manager.

October 11, 2002: Buck Showalter signs four-year contract as Rangers manager.

May 11, 2003: Rafael Palmeiro becomes the 19th player in ML history to hit 500 HRs, connecting off Cleveland's David Elder in the 7th inning.

August 2, 2003: Charlie Hough, Johnny Oates, Nolan Ryan and Jim Sundberg become first inductees in Texas Rangers Baseball Hall of Fame.

May 7, 2004: The Rangers' home park is officially renamed "Ameriquest Field in Arlington" following the announcement of a 30-year agreement with Ameriquest Mortgage Company.

July 31, 2004: Buddy Bell, Ferguson Jenkins and Tom Vandergriff are inducted into the Texas Rangers Hall of Fame prior to a 9-4 loss to the Athletics.

October 29, 2004: Jeff Cogen is named Rangers Team President.

August 5, 2005: John Wetteland and Mark Holtz are inducted into the Texas Rangers Hall of Fame prior to a 10-5 loss to the Baltimore Orioles.

August 6, 2005: Texas retires Johnny Oates' uniform number 26 prior to a 10-3 victory over the Baltimore Orioles.

October 4, 2005: John Hart resigns as Executive Vice President/General Manager to become Senior Advisor/Baseball Operations and Assistant General Manager Jon Daniels is promoted to GM. Daniels becomes the youngest GM in Major League Baseball history at 28 years, 41 days.

April 28, 2006: Kevin Mench homers in his 7th consecutive game, becoming the first right-handed batter in ML history to accomplish that feat.

July 11, 2006: Michael Young named All-Star Game MVP with 2-run, game-winning triple in the 9th inning at Pittsburgh's PNC Park.

October 4, 2006: Buck Showalter dismissed as manager.

November 6, 2006: Ron Washington is named the 17th full-time manager in club history.

March 19, 2007: Club's home renamed Rangers Ballpark in Arlington.

August 11, 2007: Rusty Greer is inducted into the Texas Rangers Hall of Fame prior to a 3-0 loss to Tampa Bay at Rangers Ballpark.

August 22, 2007: The Rangers establish several modern Major League records with a 30-3 win in the first game of a doubleheader in Baltimore.

February 6, 2008: Nolan Ryan returns to the club as Team President, just the third Hall of Fame Team President in major league history.

July 14, 2008: Josh Hamilton captures the nation's attention with his record-setting performance in the Home Run Derby at Yankee Stadium.

April 15, 2009: Ian Kinsler becomes the first player since 1900 to record a 6-hit cycle in a 9-inning game in the Rangers' 19-6 win vs. Baltimore.

August 1, 2009: Toby Harrah and Ruben Sierra become the 11th and 12th members to be inducted into the Texas Rangers Hall of Fame.

August 12, 2010: Rangers Baseball Express LLC, the group headed by Chuck Greenberg and Nolan Ryan, completes its purchase of the Texas Rangers to become the sixth owner in team history.

September 25, 2010: The Rangers win in Oakland, 4-3, to clinch the A.L. West Division title and earn a playoff spot for the first time since 1999.

October 12, 2010: The Rangers capture the first postseason series in franchise history, winning at Tampa Bay, 5-1, to capture the ALDS, 3-2.

October 22, 2010: The Rangers earn their first American League pennant with a 6-1 victory over the New York Yankees in Game 6 of the ALCS.

October 27, 2010: The Rangers lose at San Francisco, 11-7, in the first World Series game in franchise history.

October 30, 2010: The Rangers earn the first World Series victory in franchise history with a 4-2 victory over the Giants in Game 3 at Rangers Ballpark.

March 11, 2011: Nolan Ryan named CEO after Chuck Greenberg leaves organization.

August 6, 2011: LHP Kenny Rogers inducted as the 14th member of the Texas Rangers Hall of Fame

September 23, 2011: The Rangers clinch their 2nd consecutive A.L. West Division title with a win over Seattle and a Los Angeles Angels loss to Oakland.

October 4, 2011: The Rangers earn a 2nd straight 4-3 victory at Tampa Bay to win their American League Division Series, 3 games to one.

October 15, 2011: The Rangers win a 2nd consecutive American League pennant with a 15-5 victory over Detroit in Game 6 of the ALCS.

October 28, 2011: The Rangers lose at St. Louis, 6-2, giving the Cardinals the World Series championship in an exciting 7-game series.

January 18, 2012: The Rangers sign Nippon Professional Baseball star pitcher Yu Darvish to a 6-year contract.

May 8, 2012: Josh Hamilton produces the 16th four-homer game in Major League history at Baltimore.

July 5, 2012: Yu Darvish selected to A.L. All-Star Team in All-Star Game Final Vote balloting to give the Rangers a team-record eight All-Stars.

September 30, 2012: The Rangers defeat the Los Angeles Angels, 8-7, in the night game of the first home split doubleheader in team history to clinch their third consecutive playoff appearance.

October 5, 2012: The Rangers are eliminated from the playoffs with a 5-1 loss to the Orioles in Arlington in the first-ever A.L. Wild Card Game.

August 4, 2013: Ron Washington becomes the Rangers' all-time winningest manager with his 582nd career victory at Oakland.

October 1, 2013: In a tiebreaker game to decide the second A.L. Wild Card, the Rangers lose to Tampa Bay, 5-2 at Arlington.

October 17, 2013: Nolan Ryan announces his retirement as CEO of the Texas Rangers.

February 5, 2014: The Rangers and Globe Life Accident And Insurance Company announce a 10-year agreement establishing Globe Life Park in Arlington as the new name for Rangers Ballpark in Arlington.

September 5, 2014: Ron Washington resigns as manager. Tim Bogar appointed interim manager for remainder of season.

October 16, 2014: Jeff Banister appointed as the 18th full-time manager in Rangers history.

July 11, 2015: Juan Gonzalez and Jeff Russell are inducted as the 18th and 19th members of the Texas Rangers Baseball Hall of Fame.

August 3, 2015: Adrian Beltré becomes the fourth player in Major League history to hit for the cycle on three occasions in a 12-9 win over Houston at Globe Life Park in Arlington.

October 4, 2015: Cole Hamels pitches a 3-hit complete game as the Rangers defeat the Los Angeles Angels, 9-2 to clinch their sixth A.L. West Division title.

October 14, 2015: Backed by a four-run seventh inning, the Toronto Blue Jays advance to the ALCS with a 6-3 win over the Rangers in Game 5 of the ALDS at Rogers Centre.

May 20, 2016: The Rangers and the City of Arlington announce a master agreement for a public-private partnership to build a new ballpark that will be located south of Globe Life Park in Arlington and open for the 2020 season.

June 30, 2016: Michael Young is inducted as the 20th member of the Texas Rangers Baseball Hall of Fame.

September 23, 2016: The Rangers clinch their 2nd consecutive and 7th overall A.L. West Division title with a 3-0 win in Oakland.

October 9, 2016: The Rangers drop a 7-6, 10-inning decision at Toronto to give the Blue Jays a 3-game sweep in the ALDS.

November 8, 2016: The City of Arlington's bonds to finance the new ballpark project are approved by the voters in a City referendum.

January 18, 2017: Ivan Rodríguez becomes the 52nd player elected by the BBWAA to the National Baseball Hall of Fame on the first ballot.

July 30, 2017: Adrian Beltré becomes the 31st player in Major League history to reach the 3,000 career hit plateau with his fourth inning double off Baltimore's Wade Miley at Globe Life Park in Arlington.

July 30, 2017: Ivan Rodríguez joins Jeff Bagwell, Tim Lincecum, John Schuehrholz, and Allan H. "Bud" Selig as inductees in the class of 2017 into the National Baseball Hall of Fame in Cooperstown, New York.

September 28, 2017: The official groundbreaking for the new Globe Life Field takes place on the ballpark site in Arlington.

August 7, 2018: Bartolo Colon recorded his 246th career win to become the all-time Major League leader in victories by a native of Latin America.

September 21, 2018: Jeff Banister was dismissed as Rangers' manager. Don Wakamatsu named interim manager.

November 3, 2018: Chris Woodward was appointed as the 19th fulltime manager in Texas Rangers' history.

November 20, 2018: Adrián Beltré announced his retirement as an active player.

January 25, 2019: The Rangers announced that the club will retire Adrián Beltré's uniform number 29 on June 8, 2019.

June 8, 2019: Adrián Beltré becomes the fourth Rangers' player to have his number retired (#29).

August 17, 2019: Former Arlington Mayor Richard Greene and outfielder Josh Hamilton are inducted as the 21st and 22nd members of the Texas Rangers Baseball Hall of Fame.

August 31, 2019: Michael Young becomes the fifth Rangers' player to have his number retired (#10).

September 29, 2019: The Rangers defeat the New York Yankees, 6-1 in the 2,081st and final regular season baseball game at Globe Life Park in Arlington.

AWARDS

MAJOR AWARD WINNERS

Most Valuable Player, AL (BBWAA): Jeff Burroughs (1974); Juan Gonzalez (1996 and 1998); Ivan Rodriguez (1999); Alex Rodriguez (2003); Josh Hamilton (2010)

Player of the Year

The Sporting News

American League..... Jeff Burroughs (1974); Ruben Sierra (1989)
Major League..... Rafael Palmeiro (1999); Alex Rodriguez (2002); Josh Hamilton (2010)

Baseball America

Major League Alex Rodriguez (2002)
Manager of the Year, AL (BBWAA): Johnny Oates (1996*); Buck Showalter (2004); Jeff Banister (2015)
Manager of the Year, AL (AP): Billy Martin (1974)
Manager of the Year, AL (UPI): Billy Martin (1974), Bobby Valentine (1986)
Manager of the Year, AL (*The Sporting News*): Johnny Oates (1996)
Buck Showalter (2004)

Executive of the Year, Major League (*The Sporting News*): Doug Melvin (1996)

Executive of the Year (*Baseball America*): Doug Melvin (1998), Jon Daniels (2010)

Rookie of the Year, AL (BBWAA): Mike Hargrove (1974); Neftali Feliz (2010)

Rookie of the Year, AL (*The Sporting News*): Mike Hargrove (1974), Pat Putnam (1979)

Comeback Player of the Year, AL (*The Sporting News*): Fergunson Jenkins (1974), Jose Guzman (1991); Jose Canseco (1994); Kevin Elster (1996); Ruben Sierra (2001); Vladimir Guerrero (2010); Prince Fielder (2015); Hunter Pence (2019)

Comeback Player of the Year, AL (Major League Baseball): Prince Fielder (2015)

Fireman of the Year, AL (*The Sporting News*, Rolaids): Jim Kern (1979), Jeff Russell (1989)

Hank Aaron Award, AL (MLB): Alex Rodriguez (2001; 2002; 2003)

*Shared award with Joe Torre (NY)

VARIOUS AWARDS

AL PLAYER/PITCHER OF THE MONTH

YEAR	PLAYER	MONTH
1979	Jim Kern, P	May
1983	Rick Honeycutt, P	April
	Charlie Hough, P	June
1984	Charlie Hough, P	June
	Gary Ward, OF	August
1986	Scott Fletcher, SS	July
1987	Larry Parrish, DH	May
1989	Ruben Sierra, OF	July
1990	Bobby Witt, P*	July
1991	Ruben Sierra, OF	May
1993	Rafael Palmeiro, 1B	July
1995	Kenny Rogers, P	May
1996	Juan Gonzalez, OF	July
1997	Juan Gonzalez, OF	Sept.
1998	Ivan Rodriguez, C	April
	Rick Helling, P	Sept.
1999	Rafael Palmeiro, 1B/DH	June
	Rafael Palmeiro, 1B	August
	Ivan Rodriguez, C	August
2002	Alex Rodriguez, SS	July
	Alex Rodriguez, SS	August
2003	Alex Rodriguez, SS	August
2004	Mark Teixeira, 1B	July
	Frank Francisco, RHP	August
2005	Kenny Rogers, P	May
2008	Josh Hamilton, OF	April
	Josh Hamilton, OF	May
2010	Josh Hamilton, OF	June
2011	Adrian Beltre, 3B	Sept.
2012	Josh Hamilton, OF	April
	Josh Hamilton, OF	May
	Matt Harrison, P	June
	Adrian Beltre, 3B	Sept.
2013	Adrian Beltre, 3B	July
2015	Shin-Soo Choo, OF	Sept.

NOTE: In 1979, the American League started a Pitcher of the Month Award in addition to the Player of the Month.

*Shared Award with California's Chuck Finley

AL ROOKIE OF THE MONTH

YEAR	PLAYER	MONTH
2004	Gerald Laird, C	April
2010	Neftali Feliz, RHP	Sept.
2012	Yu Darvish, RHP	April
2013	Justin Grimm, RHP	April
	Martin Perez, LHP	August
2015	Delino DeShields, OF	May
2016	Nomar Mazara, OF	April
	Nomar Mazara, OF	May

TOPPS ROOKIE ALL-STAR TEAM

1974	Mike Hargrove, 1B
1977	Bump Wills, 2B
1979	Pat Putnam, 1B
	Billy Sample, OF
1985	Oddibe McDowell, OF
1986	Pete Incaviglia, OF
1988	Cecil Espy, OF
1990	Jeff Huson, SS
1991	Ivan Rodriguez, C
2000	Mike Lamb, 3B
2003	Mark Teixeira, 1B
2008	David Murphy, OF
2009	Elvis Andrus, SS
2010	Neftali Feliz, RP
2012	Yu Darvish, SP
2016	Nomar Mazara, OF

SILVER SLUGGER TEAM

1980	Al Oliver, OF
1981	Al Oliver, DH
1984	Buddy Bell, 3B
1989	Harold Baines, DH
	Julio Franco, 2B
	Ruben Sierra, OF
1990	Julio Franco, 2B
1991	Julio Franco, 2B
1992	Juan Gonzalez, OF
1993	Juan Gonzalez, OF
1994	Ivan Rodriguez, C
1995	Ivan Rodriguez, C
1996	Juan Gonzalez, OF
	Ivan Rodriguez, C
1997	Juan Gonzalez, OF
	Ivan Rodriguez, C
1998	Juan Gonzalez, OF
	Ivan Rodriguez, C
1999	Rafael Palmeiro, DH
	Ivan Rodriguez, C
2001	Alex Rodriguez, SS
2002	Alex Rodriguez, SS
2003	Alex Rodriguez, SS
2004	Mark Teixeira, 1B
2005	Alfonso Soriano, 2B
2008	Mark Teixeira, 1B
2010	Alfonso Soriano, 2B
2010	Josh Hamilton, OF
2010	Josh Hamilton, OF
	Vladimir Guerrero, DH
2011	Adrian Beltre, 3B
2012	Josh Hamilton, OF
2014	Adrian Beltre, 3B

RAWLINGS GOLD GLOVE

1976	Jim Sundberg, C
1977	Jim Sundberg, C
	Juan Beniquez, OF
1978	Jim Sundberg, C
1979	Jim Sundberg, C
	Buddy Bell, 3B
1980	Jim Sundberg, C
	Buddy Bell, 3B
1981	Jim Sundberg, C
	Buddy Bell, 3B
1982	Buddy Bell, 3B
1983	Buddy Bell, 3B
1984	Buddy Bell, 3B
1990	Gary Pettis, OF
1992	Ivan Rodriguez, C
1993	Ivan Rodriguez, C
1994	Ivan Rodriguez, C
1995	Ivan Rodriguez, C
1996	Ivan Rodriguez, C
1997	Ivan Rodriguez, C
1998	Ivan Rodriguez, C
1999	Ivan Rodriguez, C
2000	Rafael Palmeiro, 1B
	Ivan Rodriguez, C
	Kenny Rogers, P
2001	Ivan Rodriguez, C
2002	Alex Rodriguez, SS
	Kenny Rogers, P
2003	Alex Rodriguez, SS
2004	Kenny Rogers, P
2005	Kenny Rogers, P
	Mark Teixeira, 1B
2006	Mark Teixeira, 1B
2008	Michael Young, SS
2011	Adrian Beltre, 3B^
2012	Adrian Beltre, 3B^
2016	Adrian Beltre, 3B
	Mitch Moreland, 1B

^Beltre was honored with Platinum Glove in both 2011 and 2012

ALL-STAR GAME MVP

1990	Julio Franco
2004	Alfonso Soriano
2006	Michael Young

FRONT OFFICE

COACHES

PLAYERS

2019 REVIEW

OPPONENTS

RECORDS

DEVELOPMENT

MEDIA

DALLAS-FORT WORTH BBWAA CHAPTER AWARD WINNERS

YEAR	PLAYER	PITCHER	ROOKIE
1973	Jeff Burroughs	Jim Bibby	----
1974	Jeff Burroughs	Ferguson Jenkins	Mike Hargrove
1975	Toby Harrah	Gaylord Perry	Roy Howell
1976	Tom Grieve	Nelson Bries	Tommy Boggs
1977	Jim Sundberg	Doyle Alexander	Bump Wills
1978	Al Oliver	Ferguson Jenkins	Steve Comer
1979	Buddy Bell	Jim Kern	Pat Putnam
1980	Mickey Rivers	Danny Darwin	John Butcher
1981	Buddy Bell	Steve Comer/ Rick Honeycutt	Dave Schmidt
1982	Buddy Bell	Charlie Hough	Dave Hostetler
1983	George Wright	Charlie Hough	Curtie Smithson
1984	Larry Parrish	Frank Tanana	Mike Wilkerson
1985	Pete O'Brien	Charlie Hough	Oddibe McDowell
1986	Larry Parrish	Charlie Hough	Pete Incaviglia
1987	Ruben Sierra	Charlie Hough	Jerry Browne
1988	Ruben Sierra	Charlie Hough	Cecil Espy
1989	Ruben Sierra	Nolan Ryan	Kevin Brown
1990	Rafael Palmeiro	Bobby Witt	Jeff Huson
1991	Ruben Sierra	Jose Guzman	Ivan Rodriguez
1992	Juan Gonzalez	Kevin Brown	Jeff Frye
1993	Juan Gonzalez	Tom Henke	David Hulse
1994	Jose Canseco	Kenny Rogers	Rusty Greer
1995	Ivan Rodriguez	Kenny Rogers	Benji Gil
1996	Juan Gonzalez	Ken Hill	Mark Brandenburg
1997	Juan Gonzalez	Darren Oliver	Danny Patterson
1998	Juan Gonzalez	Rick Helling	not awarded
1999	Rafael Palmeiro	Aaron Sele	Jeff Zimmerman
2000	Rafael Palmeiro	Rick Helling	Mike Lamb
2001	Alex Rodriguez	Jeff Zimmerman	Michael Young
2002	Alex Rodriguez	Kenny Rogers	Kevin Mench
2003	Alex Rodriguez	John Thomson	Mark Teixeira
2004	Michael Young	Francisco Cordero	Frank Francisco
2005	Michael Young	Kenny Rogers	Chris Young
2006	Gary Matthews Jr.	Akinori Otsuka	Ian Kinsler
2007	Michael Young	Joquin Benoit	Dan Murphy
2008	Josh Hamilton	Vicente Padilla	Chris Davis
2009	Michael Young	Scott Feldman	Elvis Andrus
2010	Josh Hamilton	C.J. Wilson	Neftali Feliz
2011	Michael Young	C.J. Wilson	Craig Greer
2012	Adrian Beltré	Matt Harrison	Yu Darvish
2013	Adrian Beltré	Yu Darvish	Martin Perez
2014	Adrian Beltré	Yu Darvish	Rougned Odor
2015	Prince Fielder	Shawn Tolleson	Delino DeShields
2016	Adrian Beltré	Cole Hamels	Nomar Mazara
2017	Elvis Andrus	Alex Claudio	Austin Bibens-Dirk
2018	Shin-Soo Choo	Jose Leclerc	Isiah Kiner-Falefa
2019	Danny Santana	Mike Minor	Nick Solak

*Awarded posthumously

RANGERS PLAYERS OF THE MONTH (selected by DFW media)

YEAR	APRIL	MAY	JUNE	JULY	AUGUST	SEPT./OCT.
1998	Gonzalez & I. Rodriguez	Gonzalez	Clark	Greer	Kelly	Helling & Stottlemeyer
1999	Stevens	Palmeiro	Palmeiro	Zeile	Palmeiro & I. Rodriguez	Gonzalez
2000	I. Rodriguez	Alicea	Rogers	Helling	Greer	Palmeiro
2001	Velarde	A. Rodriguez	Sierra	Zimmerman	Catalanotto	Palmeiro
2002	A. Rodriguez	A. Rodriguez	Mench	A. Rodriguez	A. Rodriguez	A. Rodriguez
2003	Everett	Palmeiro	Garcia	M. Young	A. Rodriguez	M. Young
2004	M. Young	Rogers	Blalock	Teixeira	Cordero	M. Young
2005	Park	Rogers	M. Young	Matthews Jr.	C. Young	Teixeira
2006	Blalock	Matthews Jr.	DeRosa	Teixeira	DeRosa	Tejada
2007	Kinsler	Teixeira	Byrd	C.J. Wilson	Catalanotto	M. Young
2008	Hamilton	Hamilton	Kinsler	Byrd	Byrd	Blalock
2009	Millwood	Cruz	Millwood	Hunter	Feldman	Byrd
2010	Lewis	Guerrero	Hamilton	Hamilton	C.J. Wilson	Murphy
2011	Ogando	M. Young	C.J. Wilson	Holland	Napoli	Beltré
2012	Hamilton	Hamilton	Harrison	Feldman	Beltré	Beltré
2013	Darvish	Beltré	Cotts & Nathan	Beltré	Beltré	Gentry
2014	Perez	Rios	Beltré	Beltré	Rosales	Holland
2015	N. Martinez	Fielder	Moreland	Odor	Gallardo	Choo
2016	Andrus	Desmond	Desmond	Odor	Beltré	Andrus
2017	Gallo	Andrus	Andrus	Beltré	Beltré	Claudio
2018	Colon	Mazara	Choo	Odor	Leclerc	Beltré
2019	Gallo	Pence	Minor	Santana	Calhoun	Odor

**AMERICAN LEAGUE
PLAYER OF THE WEEK**

Jeff Burroughs	5/21/1974
Jeff Burroughs	8/6/1974
Fergie Jenkins	9/17/1974
Jeff Burroughs	5/2/1976
Bert Blyleven	6/27/1976
Ferguson Jenkins	4/30/1978
Jim Sundberg	5/21/1978
Al Oliver	7/30/1978
Buddy Bell	6/17/1979
Richie Zisk	7/22/1979
Buddy Bell	6/29/1980
Buddy Bell	7/13/1980
Al Oliver	9/21/1980
Al Oliver	5/31/1981
Danny Darwin	6/7/1981
George Wright	6/19/1983
Rick Honeycutt	7/24/1983
Pete O'Brien	5/27/1984
Larry Parrish	6/17/1984
Gary Ward	8/26/1984
Gary Ward	5/26/1985
Oddibe McDowell	7/28/1985
Pete O'Brien	8/25/1985
Oddibe McDowell	6/8/1986
Rafael Palmeiro	5/28/1989
Nolan Ryan	6/17/1990
Nolan Ryan	8/5/1990
Nolan Ryan	5/5/1991
Ruben Sierra	9/8/1991
Rafael Palmeiro	7/12/1992
Kevin Brown	5/9/1993
Rafael Palmeiro	7/4/1993
Rafael Palmeiro	8/11/1993
Will Clark	5/8/1994
Kenny Rogers	7/31/1994
Juan Gonzalez	9/10/1995
Mickey Tettleton	10/1/1995
Dean Palmer	4/21/1996
Juan Gonzalez	8/4/1996
Rusty Greer	6/15/1997
Ivan Rodriguez	5/3/1998
Juan Gonzalez	9/6/1998
Todd Zeile	7/25/1999
Rafael Palmeiro	8/22/1999
Gabe Kapler	7/30/2000
Alex Rodriguez	4/15/2001
Alex Rodriguez	9/23/2001
Michael Young	6/16/2002
Alex Rodriguez	7/14/2002
Alex Rodriguez	8/18/2002
Carl Everett	4/20/2003
Juan Gonzalez	5/4/2003
Mark Teixeira	7/4/2004
Alfonso Soriano	5/9/2005
Mark Teixeira	5/23/2005
Mark Teixeira	9/6/2005
Kevin Mench	5/1/2006
Mark DeRosa	8/14/2006
Gary Matthews Jr.	9/18/2006
Ian Kinsler	4/16/2007
Milton Bradley	6/9/2008
Marlon Byrd	8/11/2008
Hank Blalock	9/10/2008
Ian Kinsler	4/20/2009
Michael Young	8/24/2009
Marlon Byrd	9/28/2009
Nelson Cruz	5/24/2010
Josh Hamilton & Colby Lewis	6/14/2010
Bengie Molina	7/19/2010
Michael Young	6/27/2011
C.J. Wilson	5/19/2011
Josh Hamilton	9/13/2012
Adrian Beltré	8/26/2012
Adrian Beltré	7/7/2013
Alex Rios	9/29/2013
Kevin Kouzmanoff	4/20/2014
Rougned Odor	7/26/2015
Prince Fielder	9/20/2015
Adrian Beltré	10/4/2015
Mitch Moreland	7/31/2016
Rougned Odor	9/4/2016
Nomar Mazara	4/9/2017
Adrian Beltré	7/30/2017
Rougned Odor	7/22/2018
Rougned Odor	8/5/2018
Joey Gallo	4/21/2019

MOST TIMES, RANGERS PLAYER OF THE MONTH

NO.	PLAYER	NO.	PLAYER
12	Adrian Beltré	6	Josh Hamilton
7	Alex Rodriguez	4	Mark Teixeira
7	Michael Young	4	Elvis Andrus
6	Rafael Palmeiro	4	Rougned Odor

MOST TIMES, A.L. PLAYER OF WEEK AS RANGER

NO.	PLAYER	NO.	PLAYER	NO.	PLAYER
5	Rafael Palmeiro	4	Rougned Odor	3	Nolan Ryan
4	Alex Rodriguez	3	Jeff Burroughs	3	Mark Teixeira
4	Juan Gonzalez	3	Buddy Bell	3	Michael Young
4	Adrian Beltré	3	Al Oliver		

FRONT OFFICE

COACHES

PLAYERS

2019 REVIEW

OPONENTS

RECORDS

DEVELOPMENT

MEDIA

ALL-STAR GAME APPEARANCES

BATTING	AB	R	H	2B	3B	HR	RBI	BATTING	AB	R	H	2B	3B	HR	RBI
1973 Dave Nelson, 3B	0	0	0	0	0	0	0	2001 Alex Rodriguez, 3B-SS*	2	0	0	0	0	0	0
Jim Spencer, PH	1	0	0	0	0	0	0	Ivan Rodriguez, C*	2	0	1	0	0	0	1
1974 Jeff Burroughs, LF*	0	0	0	0	0	0	0	2002 Alex Rodriguez, SS*	2	0	0	0	0	0	0
Jim Sundberg, C	Did not play							2003 Alex Rodriguez, SS*	3	1	1	0	0	0	0
1975 Mike Hargrove, PH	1	0	0	0	0	0	0	Hank Blalock, 3B-3B	1	1	1	0	0	1	2
Toby Harrah, SS	Did not play							2004 Alfonso Soriano, 2B (MVP)	3	1	2	0	0	1	3
1976 Toby Harrah, SS*	2	0	0	0	0	0	0	Michael Young, PH-SS	2	0	0	0	0	0	0
1977 Bert Campaneris, SS	1	1	0	0	0	0	0	Hank Blalock, PH-3B	2	0	0	0	0	0	0
1978 Richie Zisk, RF*	2	0	1	0	0	0	0	2005 Alfonso Soriano, PR-2B	1	1	0	0	0	0	0
Jim Sundberg, C	Did not play							Mark Teixeira, 1B*	3	1	1	0	0	1	2
1980 Al Oliver, LF	1	0	0	0	0	0	0	Michael Young, SS	1	0	1	1	0	0	0
Buddy Bell, 3B	2	0	0	0	0	0	0	2006 Michael Young, 2B (MVP)	2	0	1	0	1	0	2
1981 Al Oliver, PH	1	0	0	0	0	0	0	Gary Matthews Jr., LF	1	0	1	0	0	0	0
Buddy Bell, 3B	1	0	0	0	0	0	1	2007 Michael Young, SS	Did not play						
1982 Buddy Bell, 3B	3	0	0	0	0	0	0	Josh Hamilton, CF*-LF	3	0	1	0	0	0	0
1984 Buddy Bell, 3B	1	0	0	0	0	0	0	Milton Bradley, DH*	2	0	0	0	0	0	0
1985 Gary Ward, PH	1	0	0	0	0	0	0	Ian Kinsler, PR-2B	5	0	1	0	0	0	0
1987 Larry Parrish, PH	1	0	1	0	0	0	0	Michael Young, SS	4	0	1	0	0	0	1
1989 Julio Franco, 2B*	3	0	1	0	0	0	0	2009 Josh Hamilton, CF*	3	0	1	0	0	0	1
Ruben Sierra, RF*	3	1	2	0	0	0	1	Michael Young, 3B*	3	0	1	0	0	0	0
1990 Julio Franco, 2B (MVP)	3	0	1	1	0	0	2	Nelson Cruz, OF	Did not play						
1991 Rafael Palmeiro, PH-1B	0	0	0	0	0	0	0	Josh Hamilton, CF*-RF	3	0	1	0	0	0	0
Ruben Sierra, PH-OF	2	0	0	0	0	0	0	Vladimir Guerrero, DH*	2	0	0	0	0	0	0
Kevin Franco, 2B	Did not play							Elvis Andrus, PR-SS	1	0	0	0	0	0	0
1992 Julio Brown, P*	1	0	0	0	0	0	0	Ian Kinsler, 2B	1	0	0	0	0	0	0
Ivan Rodriguez, C	2	0	0	0	0	0	0	2011 Josh Hamilton, LF*	2	0	1	0	0	0	0
Ruben Sierra, OF	2	2	1	0	0	1	2	Adrian Beltre, 3B*	2	0	1	0	0	0	0
1993 Ivan Rodriguez, C*	2	1	1	1	0	0	0	Michael Young, 3B	1	0	0	0	0	0	0
Juan Gonzalez, RF	1	0	0	0	0	0	0	2012 Josh Hamilton, LF*	2	0	0	0	0	0	0
1994 Ivan Rodriguez, C*	5	1	2	0	0	0	0	Adrian Beltre, 3B*	2	0	0	0	0	0	0
Will Clark, 1B	2	0	2	0	0	0	0	Mike Napoli, C*	2	0	1	0	0	0	0
1995 Ivan Rodriguez, C*	3	0	0	0	0	0	0	Ian Kinsler, PH-2B	2	0	0	0	0	0	0
1996 Ivan Rodriguez, C*	2	0	0	0	0	0	0	Elvis Andrus, 3B	1	0	0	0	0	0	0
1997 Ivan Rodriguez, C*	2	0	0	0	0	0	0	2013 Nelson Cruz, RF	1	0	0	0	0	0	0
1998 Juan Gonzalez, RF*	3	0	0	0	0	0	1	Adrian Beltre, 3B	0	0	0	0	0	0	0
Ivan Rodriguez, C*	4	1	3	0	0	0	1	2015 Prince Fielder, DH	1	0	1	0	0	0	2
1999 Rafael Palmeiro, DH*	2	0	1	0	0	0	1	2016 Ian Desmond, CF	1	0	0	0	0	0	0
Ivan Rodriguez, C*	2	0	0	0	0	0	0	2018 Shin-Soo Choo, PH-DH	2	1	1	0	0	0	0
2000 Ivan Rodriguez, C*	3	0	1	0	0	0	0	2019 Joey Gallo, LF	1	1	1	0	0	0	1
								Hunter Pence, OF	Did not play						

PITCHING	IP	H	R	ER	BB	SO	PITCHING	IP	H	R	ER	BB	SO		
1979 Jim Kern (LP)	2.2	2	2	2	3	3	2005 Kenny Rogers	1.0	3	2	2	0	1		
1983 Rick Honeycutt	2.0	2	2	2	0	0	2010 Cliff Lee	1.0	0	0	0	0	1		
1986 Charlie Hough	1.2	2	1	0	3	0	Neftali Feliz	Did not pitch							
1988 Jeff Russell	1.0	1	0	0	1	0	2011 C.J. Wilson (LP)	1.0	3	3	3	0	1		
1989 Nolan Ryan (WP)	2.0	1	0	0	0	3	Alexi Ogando	0.2	0	0	0	0	0		
Jeff Russell	1.0	1	1	1	1	0	2012 Jose Nathan	1.0	0	0	0	0	0		
1992 Kevin Brown* (WP)	1.0	0	0	0	0	1	Matt Harrison	1.0	4	3	3	0	0		
1995 Kenny Rogers	1.0	1	1	1	0	2	Yu Darvish	Did not pitch							
1996 Roger Pavlik	2.0	3	2	0	2	0	2013 Jose Nathan (SV)	1.0	1	0	0	0	2		
1998 John Wetteland	1.0	0	0	0	0	1	Yu Darvish	Did not pitch							
Aaron Sele	Did not pitch							2014 Yu Darvish	1.0	0	0	0	0	1	
1999 Jeff Zimmerman	1.0	0	0	0	2	0	2016 Cole Hamels	1.0	2	0	0	0	1		
John Wetteland (SV)	1.0	1	0	0	0	1	2017 Yu Darvish	Did not pitch							
2004 Kenny Rogers	Did not pitch							2019 Mike Minor	Did not pitch						
Francisco Cordero	Did not pitch														

* - Starter

ALL-STAR TIDBITS

- In 2019, Joey Gallo became just the 21st player in ASG history to hit a home run in his first AS at-bat, the 19th to do it in his 1st AS plate appearance.
- The 2017 contest marked the 3rd time in Texas history for no Ranger to appear in an All-Star Game (also 1972 and 2007).
- Yu Darvish (2012-13-14) became the 2nd AL pitcher to ever be an All-Star in as many as his first 3 ML seasons (rookie status in year one), joining Jonathan Papelbon in his first 4 years with Boston (2006-09).
- A Texas player had a hit in 10 straight All-Star Games with a plate appearance from 2003-12, the lone exception being 2007, when Michael Young (Rangers' only All-Star that year) did not play. Beginning in 1998, a Ranger has had a hit in 14 of the last 20 All-Star Games (Alex Rodriguez was 0-for-2 in 2002, Nelson Cruz was 0-for-1 in 2013, Adrian Beltre walked in lone PA in 2014, Ian Desmond was 0-for-1 in 2016, no player appeared in 2017).
- For the 2012 game in Kansas City, the Rangers set club records with: 8 total All-Star, 5 position player selections, 3 pitcher selections, and 3 elected starters. It gave the Rangers the most active All-Stars (8) for one club since the 2004 Yankees (8).
- Adrian Beltre became the first Ranger ever elected to start an All-Star Game at third base in 2012 (although there had been 3 previous starts by Rangers at third base). Also in 2012, Mike Napoli joined Ivan Rodriguez (9) as the only Rangers to start a Classic behind the plate.
- In 2012, Yu Darvish became the 4th Rangers rookie selected, joining Jim Sundberg (1974), Jeff Zimmerman (1999), and Neftali Feliz (2010).
- The club saw at least 2 pitcher selections in 4 straight years from 2010-13, and had at least one pitcher in 5 consecutive seasons from 2010-14, this after no pitchers from 2006-09 and only 3 total selections in a 10-year span from 2000-09.
- The Rangers had at least one All-Star starter for 15 consecutive seasons from 1992-2005.
- Adrian Beltre (2, 2011-12), Josh Hamilton (5, 2008-12), Alex Rodriguez (3, 2001-03), and Ivan Rodriguez (9, 1993-2001) are the only Rangers to start more than one AS game.
- Michael Young is the only player with 2 game-winning RBI in the 9th inning or later in All-Star Game history dating to 1933 (2006 and 2008).
- Hank Blalock hit a game-winning, 2-run pinch HR off Eric Gagne in the bottom of the 8th inning to give the A.L. a 7-6 win in 2003 at Chicago's U.S. Cellular Field. He became the 12th player to homer in his first All-Star at-bat.
- Juan Gonzalez (1993) and Ruben Sierra (1989) won the Home Run Derby. Josh Hamilton finished second despite a record showing in 2008, and Nelson Cruz took second in 2009.
- Nolan Ryan became the oldest All-Star winner ever with his relief victory in 1989.
- Kevin Brown is the only Ranger pitcher to ever start an All-Star Game, winning the 1992 game.
- Six Texas managers have served as coaches in an All-Star game: Whitey Herzog - 1973, Billy Martin - 1975, Pat Corrales - 1979, Bobby Valentine - 1988, Johnny Oates - 1995, 1997, Ron Washington - 2007.
- In 1972 infielder Toby Harrah was named to the squad as a replacement for injured Luis Aparicio, becoming the first Ranger All-Star, but Harrah was injured and replaced by Bobby Grich.

MISCELLANEOUS STATS

RANGERS HITTING FOR THE CYCLE (10)

ODDIBE MCDOWELL (7/23/85) — Oddibe McDowell was the first player in Rangers' history to hit for the cycle, accomplishing that feat on July 23, 1985 vs. Cleveland at Arlington Stadium. McDowell doubled in the first inning, singled in the third and tripled in the fourth off starter Neal Heaton. He added another single in the sixth off Jeff Barkley and achieved the milestone with a solo HR off Tom Waddell in the eighth.

MARK TEIXEIRA (8/17/04) — On August 17, 2004 at Rangers Ballpark against Cleveland, Teixeira became the 2nd player in Rangers history to hit for the cycle in a game, the first in over 19 years. Teixeira struck out in the first inning and doubled in the third off Tribe starter Cliff Lee. He homered in the fourth inning and tripled in the fifth off Cleveland reliever Rick White. Teixeira completed his cycle with a seventh inning single off reliever Cliff Bartosh before being removed for a pinch runner. **Notes:** At the time, was the 14th switch-hitter in MLB history to hit for the cycle, and had 2 hits from each side of the plate in his cycle, just the 3rd known switch-hitter to do so (no info for Otis Clymer).

GARY MATTHEWS JR. (9/13/06) — On September 13, 2006 at Comerica Park in Detroit, Gary Matthews Jr. became the 3rd player in Texas Rangers history to hit for the cycle in a game. He went 4-for-4 with 3 runs and 3 RBI, becoming the first Rangers player to hit for the cycle on the road. Matthews singled in the first inning, doubled in the second, and tripled to center field in the fourth off Tiger starter Justin Verlander. He completed the cycle in the rare "natural order" with a solo home run off LHP Mike Maroth on the first pitch to lead off the top of the sixth inning. Matthews became just the 14th player in major league history and seventh in the A.L. to hit for the cycle in natural order (1B, 2B, 3B, HR). Became the 19th switch-hitter in major league history to hit for the cycle.

IAN KINSLER (4/15/09) — On April 15, 2009 at Rangers Ballpark in Arlington, Ian Kinsler became the 4th player in team history to cycle in a game against Baltimore. He went 6-for-6 with 5 runs, 4 RBI, and 13 total bases, becoming the first player in the modern era (since 1900) to have a 6-hit cycle in a 9-inning game. Kinsler doubled in the first inning, homered in the third, and singled in the fourth off starter Mark Hendrickson. He singled again in the fourth off Radhames Liz, tripled in the sixth off Brian Bass, and doubled again in the eighth off Matt Albers. **Notes:** Established a club record for hits in a 9-inning game, and also matched club records for extra-base hits (4) and runs scored (5) in a single game...historic game occurred on Jackie Robinson Day throughout MLB, as he wore a nameless no. 42 jersey for the contest.

BENGIE MOLINA (7/16/10) — On July 16, 2010 at Fenway Park in Boston, Bengie Molina became the 5th player in team history to cycle. Molina singled in the second and doubled in the fourth off starter Felix Doubront. He then hit a grand slam in the fifth off Fernando Cabrera and tripled in the eighth off Ramon Ramirez to complete his cycle. He left the game with tightness in his right quadriceps after the triple. It was one of 4 cycles in the majors that season, the only one by an A.L. player. **Notes:** It was the 15th time a catcher has hit for the cycle, the first Ranger and first catcher ever with a cycle vs. the Red Sox...he was the 9th player, 8th since 1900, and first catcher ever with a grand slam as part of a cycle... was named A.L. Player of the Week for his efforts.

ADRIAN BELTRE (8/24/12) — On Aug. 24, 2012 at Rangers Ballpark against Minnesota, Adrian Beltre posted his second career cycle, the other coming with Seattle on Sept. 1, 2008 in Arlington. He became the first player in the modern era to cycle in the same park as both a home and visiting player. Beltre tripled in the first, doubled in the second, and homered in the fifth off starter Samuel Deduno. He then singled in the seventh off Kyle Waldrop to complete his cycle. **Notes:** Became just the second player in MLB history to have a 3-HR game and cycle in the same week, joining Joe DiMaggio in 1948...it was the first cycle by an A.L. player since Bengie Molina for Texas in 2010.

ALEX RIOS (9/23/13) — On Sept. 23, 2013 at Rangers Ballpark against Houston, Alex Rios recorded his first career cycle. Texas starter Derek Holland tossed a complete-game shutout in the 12-0 win. Elias Sports Bureau noted it was only the 5th time in a 100-year span for teammates to have a cycle and shutout in the same game, first instance since the 1998 A's (Jimmy Haynes/Mike Blowers). Rios had an RBI double in the first and infield single in the 3rd, both off starter Jordan Lyles. He hit a solo homer in the 5th, and triple to right-center in the 6th, both off David Martinez.

SHIN-SOO CHOO (7/21/15) — On July 21, 2015 at Coors Field against Colorado, Shin-Soo Choo recorded his first career cycle in the Rangers' 9-0 win. It was the 3rd time for a Texas batter to cycle in a shutout win, accounting for a 3rd consecutive instance. Choo doubled in the 2nd inning and homered in the 4th inning off Rockies starter Kyle Kendrick, then singled in the 5th inning against Yohan Flande. After grounding out versus Flande in the 7th, Choo led off the 9th with a triple against Rex Brothers to complete his cycle.

ADRIAN BELTRE (8/3/15) — Adrian Beltre became just the 4th player in MLB history with 3 career cycles (also Long John Reilly, Bob Meusel, Babe Herman) when he completed the feat on August 3, 2015 vs. Houston. Each of his 3 cycles came in Arlington, the only player ever to cycle 3 times in one park. He became the first batter with multiple cycles in a Texas uniform (also 8/24/12 vs. MIN). Beltre tripled in the first inning off starter Lance McCullers and doubled in the 2nd inning off Josh Fields. He also singled in the 3rd inning and homered in the 5th off Mike Fiers, becoming just the 6th player in the expansion era (since 1961) to hit for the cycle by the end of the 5th (credit Elias). It was the Rangers' 2nd cycle in a span of 2 weeks, the first time in club history with multiple cycles in a single season.

CARLOS GOMEZ (4/29/17) — Carlos Gomez registered his second career cycle on April 29, 2017 vs. Los Angeles-AL (also 5/7/08 at CWS), becoming just the fifth player in history to go at least 8 years between cycles (credit Elias). The others were Joe Cronin (1929-40), Joe DiMaggio (1937-48), George Brett (1979-90), and Chris Speier (1978-88). He doubled in the 1st inning, singled in the 3rd, and tripled in the 5th frame, all off Halos starter Jesse Chavez. He then hit a first-pitch home run off reliever Jose Valdez in the 7th, becoming the 4th Ranger ever with a 4-PA cycle (also Molina, Beltre in 2012, and Rios).

RANGERS HITTING FOR THE CYCLE (10)

DATE	PLAYER	OPP.	HITS
July 23, 1985	Oddibe McDowell	CLE	2B, 1B, 3B off Neal Heaton 1B off Jeff Barkley HR off Tom Waddell HR off Cliff Lee
Aug. 17, 2004	Mark Teixeira	CLE	HR & 3B off Rick White 1B off Cliff Bartosh 1B, 2B, 3B off Justin Verlander HR off Mike Maroth
Sept. 13, 2006	Gary Matthews Jr.	@DET	2B, HR, 1B off Mark-Hendrickson 1B off Radhames Liz 3B off Brian Bass 2B off Matt Albers
April 15, 2009	Ian Kinsler	BAL	1B & 2B off Felix Doubront HR off Fernando Cabrera 3B off Ramon Ramirez 3B, 2B, HR off Samuel Deduno 1B off Kyle Waldrop
July 16, 2010	Bengie Molina	@BOS	2B, 1B off Jordan Lyles HR, 3B off David Martinez 2B, HR off Kyle Kendrick 1B off Yohan Flande 3B off Rex Brothers
Aug. 24, 2012	Adrian Beltre	MIN	3B off Lance McCullers 2B off Josh Fields 1B and HR off Mike Fiers 2B, 1B, 3B off Jesse Chavez HR off Jose Valdez
Sept. 23, 2013	Alex Rios	HOU	2B, HR off Mike Fiers HR, 3B off Jose Valdez
July 21, 2015	Shin-Soo Choo	@COL	2B, HR off Mike Fiers HR, 3B off Jose Valdez
Aug. 3, 2015	Adrian Beltre	HOU	2B, 1B, 3B off Mike Fiers HR off Jose Valdez
April 29, 2017	Carlos Gomez	LAA	2B, 1B, 3B off Mike Fiers HR off Jose Valdez

OPPONENTS HITTING FOR THE CYCLE (7)

DATE	PLAYER	TEAM	HITS
Aug. 29, 1972	Bobby Murcer	@NYY	2B & 3B off Mike Paul 1B off Paul Lindblad HR off Steve Lackson 1B, 2B, 3B off Dick Bosman
Sept. 19, 1972	Cesar Tovar	@MIN	HR off Paul Lindblad 3B off Frank Tanana 1B off Jim Bibby
May 6, 1984	Cal Ripken Jr.	BAL	2B & HR off Dave Tobik 2B off Darren Oliver HR off Al Levine 3B off John Wetteland 1B off Danny Patterson 3B & 2B off Darren Oliver HR off Pat Mahomes 1B off Kevin Foster
June 10, 1998	Dante Bichette	@COL	1B, 2B, HR off Adam Eaton 3B off Nick Masset HR, 1B, 1B off Matt Harrison 2B off Luis Mendoza 3B off Josh Rupe
Aug. 17, 2001	Jeff Frye	@TOR	1B, 2B, HR off Adam Eaton 3B off Nick Masset HR, 1B, 1B off Matt Harrison 2B off Luis Mendoza 3B off Josh Rupe
Aug. 16, 2006	Chone Figgins	LAA	1B, 2B, HR off Adam Eaton 3B off Nick Masset HR, 1B, 1B off Matt Harrison 2B off Luis Mendoza 3B off Josh Rupe
Sept. 1, 2008	Adrian Beltre	SEA	1B, 2B, HR off Adam Eaton 3B off Nick Masset HR, 1B, 1B off Matt Harrison 2B off Luis Mendoza 3B off Josh Rupe

TIED GAMES AND FORFEITS

DATE	OPPONENT	SCORE	SITUATION
Sept. 12, 1974	at Chicago	2-2	Game called after 6 innings-rain
June 2, 1980	at Chicago	1-1	Game called in bottom of 6th inning-rain
July 26, 1980	at Chicago	1-1	Game called in bottom of 6th inning-rain
May 24, 1983	at Kansas City	2-2	Game called after 5 innings-rain
June 17, 1996	at Baltimore	1-1	Game called in bottom of 6th inning-rain

In addition, the Rangers have earned one win by forfeit, June 4, 1974 at Cleveland. Trailing 5-3 entering the bottom of the ninth inning, the Indians scored twice to tie the game. With runners on first and third and two out in the bottom of the ninth, a large number of fans attending the "10 Cent Beer Night" at Municipal Stadium swarmed onto the field. After about 15 minutes of unruly action, umpire Nestor Chylak declared the Rangers winner by a 9-0 forfeit.

SUSPENDED GAMES

DATE	OPPONENT	SITUATION
May 14, 1975	Milwaukee	Game started 1:13 late due to rain and was suspended after 14 innings due to curfew. Resumed on May 15 and won by Milwaukee in 15 innings, 3-2.
May 26, 1976	Kansas City	Second game of doubleheader suspended after nine innings. Resumed on May 27 and won by Texas in 10 innings, 5-4.
April 28, 1989	Boston	Game suspended after 10 innings due to curfew at 1:21 a.m. following rain delay of 2:02. Resumed on April 29 and won by Texas in 12 innings, 7-6.
May 11, 1990	Cleveland	Game suspended at 10:31 p.m. due to rain in the top of the sixth inning with score tied, 4-4. Resumed on May 12 and won by Cleveland in nine innings, 5-4.
May 10, 1994	California	Suspended after eight innings due to curfew at 1:10 a.m. following a rain delay of 2:48 with score tied at 5-5. Resumed on May 11 and won by Angels, 8-6 in 10 innings.

OLDEST PLAYERS IN RANGERS HISTORY

PLAYER	LAST GAME WITH RANGERS	AGE
Nolan Ryan	September 22, 1993	46 yrs., 234 days
Bartolo Colon	September 22, 2018	45 yrs., 121 days
Charlie Hough	September 28, 1990	42 yrs., 266 days
Omar Vizquel	October 2, 2009	42 yrs., 161 days
Brian Downing	October 4, 1992	41 yrs., 361 days
Gaylord Perry	August 10, 1980	41 yrs., 330 days
Arthur Rhodes	July 31, 2011	41 yrs., 280 days
Tony Fossas	September 27, 1998	41 yrs., 4 days
Darren Oliver	September 26, 2011	40 yrs., 355 days
Tom Paciorek	October 4, 1987	40 yrs., 336 days

YOUNGEST PLAYERS IN RANGERS HISTORY

PLAYER	DEBUT WITH RANGERS	AGE
David Clyde	June 27, 1973	18 yrs., 66 days
Wilson Alvarez	July 24, 1989	19 yrs., 122 days
Jurickson Profar	September 2, 2012	19 yrs., 195 days
Ivan Rodriguez	June 20, 1991	19 yrs., 205 days
Juan Gonzalez	September 1, 1989	19 yrs., 316 days
Edwin Correa	April 9, 1986	19 yrs., 345 days

PITCHERS AND THE LONG BALL

On June 30, 1997, at Dodger Stadium, Texas pitcher Bobby Witt belted a solo home run off Ismael Valdez in the sixth inning of a 3-2 Rangers win. It was the first homer by an AL pitcher in a regular season game since Baltimore's Roric Harrison went deep on October 3, 1972 (G1) at Cleveland. In Game 4 of the 1974 World Series, Oakland's Ken Holtzman homered against the Dodgers. Witt hit the first home run by a Rangers pitcher since the franchise moved to Texas in 1972. The most recent homer by a pitcher in the franchise had been by Pete Broberg of the Washington Senators on September 19, 1971 vs. Boston at RFK Stadium.

Yu Darvish hit a home run on Aug. 24, 2016 at Cincinnati's Great American Ball Park off Tim Lincecum in the fifth inning for the second and most recent long ball ever by a Texas pitcher. It snapped the Rangers' 19-year home run drought for pitchers, which had been the fifth-longest among all MLB clubs. Ian Desmond followed Darvish's blast with another home run, the first instance of an A.L. club hitting back-to-back home runs involving a pitcher since Tampa Bay on June 4, 2000 at New York-NL (Felix Martinez and Estaban Yan).

PITCHERS AT THE PLATE

Since the designated hitter rule was adopted in 1973, 11 Rangers pitchers have batted in a regular season American League game (listed below). Included in this list is an at-bat by David Murphy, who started in left field and ended the game as a pitcher on June 4, 2013 at Boston. Since 1973, Rangers pitchers have combined to bat .129 (51-396) with 11 doubles, 2 triples, 2 home runs and 20 RBI (including Murphy).

PITCHER	DATE	OPPONENT	SITUATION	RESULT
Ferguson Jenkins	10/2/74	at Minnesota	batted 9th in order	1-2 with a single
Bobby Witt	7/19/87	vs. New York	pinch-hitter	strikeout
Jeff Russell	9/5/88	vs. Oakland	pinch-hitter	fly out
Kevin Brown	8/9/90	at Cleveland	pinch-hitter	groundout
Mike Jeffcoat	8/2/91	at Milwaukee	DH in field	RBI double
Jeff Bronckey	5/30/93	at Boston	DH in field	ground out
Bob Tewksbury	6/8/95	vs. Kansas City	pinch-hitter	strikeout
Bobby Witt	8/5/97	vs. Boston	pinch-hitter	strikeout
John Wetteland	8/16/97	at New York	DH in field	RBI double
Bobby Witt	5/25/98	vs. Minnesota	pinch-hitter	pop out
David Murphy	6/4/13	at Boston	started in LF, pitched bottom of 8th	fly out

Last HR by Rangers Pitcher: Yu Darvish, Aug. 24, 2016 at Cincinnati

Last 3B by a Rangers Pitcher: C.J. Wilson, June 28, 2011 at Houston

Last 2B by a Rangers Pitcher: Mike Minor, Sept. 16, 2018 at San Diego

Last Pitcher to have 2 Hits in a Game: Colby Lewis, May 20, 2012 at Houston (2-for-4, 2 RBI)

Last Hit by a Rangers Pitcher: Jesse Chavez, June 14, 2019 at Cincinnati (single)

Last RBI by a Rangers Pitcher: Cole Hamels, Sept. 6, 2017 at Atlanta (N)

1-0 GAMES

The Rangers have participated in 122 games decided by a 1-0 score, going 70-52. Team played 3 different 1-0 games in 2019, going 2-1, the last being a loss on 8/11/19 at MIL. Club is 11-5 in games finishing with a 1-0 score since the start of 2014, this after losing all four 1-0 games in 2013 (all Yu Darvish losses). The only 1-0 game in Arlington in 2018-19 was a 12-inning Rangers loss on 5/31/19 vs. TOR. Texas has gone 18-11 in its 29 1-0 games since the start of 2008. Since 1986, the club is 38-28 in games with a 1-0 final.

THE RANGERS' BIGGEST INNING EVER**16 RUNS IN EIGHTH INNING, APRIL 19, 1996 VS. BALTIMORE**

Armando Benitez came in to pitch for the Orioles. Darryl Hamilton singled to left. With David Valle batting, Hamilton stole second. Valle walked. Benitez threw a wild pitch, Hamilton to third, Valle to second. Will Clark walked. Jesse Orosco came in to pitch for the Orioles. Juan Gonzalez doubled to center, Hamilton and Valle scored, Clark to third. Mickey Tettleton hit a sacrifice fly to left, Clark scored. Dean Palmer homered to left on the first pitch, Gonzalez and Palmer scored. Rusty Greer singled to center. Mark McLemore singled to left, Greer to second. Kevin Elster singled to left, Greer scored, McLemore to second. Hamilton walked, McLemore to third, Elster to second. Valle singled to left, McLemore scored, Elster to third, Hamilton to second. Clark walked, Elster scored, Hamilton to third, Valle to second. Manny Alexander, a reserve infielder, came in to pitch for the Orioles. Gonzalez walked, Hamilton scored, Valle to third, Clark to second. Craig Worthington pinch-ran for Gonzalez. Tettleton walked, Valle scored, Clark to third, Worthington to second. Damon Buford pinch-ran for Clark. Palmer walked, Buford scored, Worthington to third, Tettleton to second. Kurt Stillwell pinch-ran for Palmer. Greer hit a sacrifice fly to center, Worthington scored, Tettleton to third. McLemore walked, Stillwell to second. Elster hit a grand slam to left on first pitch, Tettleton, Stillwell, McLemore, and Elster scored. Hamilton grounded out to second base. - 19 batters, 16 R, 8 H, 8 BB, no errors, one wild pitch.

20-GAME WINNERS

Rick Helling became the 3rd (and most recent) 20-game winner in Texas Rangers history in 1998, posting a 20-7 record to tie Roger Clemens, David Cone and Tom Glavine for the major league lead in victories. Other Rangers with 20 wins in a season are Fergie Jenkins (25-12 in 1974) and Kevin Brown (21-11 in 1992). Aaron Sele was 19-11 in 1998, joining Jim Bibby (19-19 in 1974) as the club's lone 19-game winners. The club record for wins by a left-hander is 18, a figure reached by both Kenny Rogers in 2004 and Matt Harrison in 2012.

BASEBALL'S FIRST INTERLEAGUE GAME**TEXAS VS. SAN FRANCISCO, JUNE 12, 1997, THE BALLPARK IN ARLINGTON**

The Rangers hosted the first regular season interleague game in Major League history on June 12, 1997, losing a 4-3 decision to the San Francisco Giants. Below are some of the firsts which occurred in that game:

Pitch:	7:11 p.m., by Darren Oliver to Darryl Hamilton, taken for a ball.
Hit:	Hamilton singled to right in that same at-bat.
Out:	The next batter, Jose Vizcaino, grounded into a 6-4-3 double play, Bill Ripken to Mark McLemore to Will Clark.
Rangers Hit:	Rusty Greer singled to shortstop in the first inning off Mark Gardner.
Rangers Out:	Warren Newson grounded out, 6-3, Vizcaino to J.T. Snow.
Run:	Damon Buford scored from second on Ripken's single to center in the bottom of the second inning. The run was unearned.
Extra Base Hit/Home Run:	Stan Javier led off the Giants' third inning with a solo shot to right off Oliver.
Stolen Base:	Buford stole second base in the second inning.
Caught Stealing:	Snow was thrown out at second base, Ivan Rodriguez to Ripken, in the sixth inning.
Walk:	Will Clark was walked intentionally by Gardner in the third inning.
Strikeout:	Rodriguez struck out swinging vs. Gardner in the first inning.

Game Time: 2 hours, 23 minutes

Attendance: 46,507 (sellout)

Winning Pitcher: Mark Gardner

Losing Pitcher: Darren Oliver

Save: Rod Beck

The Rangers' first visit to a National League park occurred on June 17, 1997, when Texas played at Coors Field in Colorado. The Rangers defeated the Rockies 10-8 in 11 innings. John Burkett was the first Texas pitcher to start a game in the batting order against a National League club. He singled in his first at-bat.

HOME RUN RECORDS IN 2005

In an 18-3 victory over Houston on May 21, 2005, the Rangers established a club record with 8 home runs. It marked just the 10th time since divisional play began in 1969 that a team had hit 8-or-more home runs in a game, the first ever in interleague play, and was just the 15th team ever with 8-or-more homers in a single game. Texas hit club-record 4 home runs in the 2nd inning, tied for the most ever by a team in one inning of an interleague contest (also CHC, 6/21/08 vs. CWS - 4th inning). All 4 Texas home runs in that 2nd inning came with 2 outs, just the 2nd time in American League history for a team to hit 4 home runs with 2 outs in a frame (also Boston, 4th inning on 7/18/98 at Detroit). With Houston's 2 home runs in the game, 9 different players homered, matching the A.L. record for individuals from both teams with at least one home run. The Rangers had 7 different players homer in the contest, matching an American League record (4th time). Texas would match the 8-homer record on June 30, 2005 in an 18-5 win over LA of Anaheim.

A MAJOR LEAGUE FIRST

The Rangers-Cubs game on June 18, 2002 at Wrigley Field marked the first time in major league history that as many as four players with 400 career home runs had appeared in the same game. The foursome consisted of Juan Gonzalez and Rafael Palmeiro from Texas, and Fred McGriff and Sammy Sosa of Chicago-NL.

GOLD GLOVES WITH POWER

In 2002, Alex Rodriguez became just the 4th player in major league history to hit 50-or-more home runs in a season while also earning a Gold Glove Award. Rodriguez belted 57 homers, the most ever by a Gold Glover, and recorded a .987 fielding percentage (10 E/741 TC). The others to do it were Willie Mays (1965 for San Francisco), Ken Griffey Jr. (1997 and 1998 for Seattle), and Andruw Jones (2005 for Atlanta).

FIVE WITH 25 HOME RUNS

In 2011, the Rangers featured 5 players with at least 25 home runs. It matches the 3rd-most 25-home-players by any club in major league history, also tying the club record that was first reached by the Rangers in 2005. There have been 17 teams in baseball history with at least 5 different 25-homer players in a season, but the Rangers, Red Sox (1977 and 2003), White Sox (2002 and 2012), Orioles (1996 and 2016), Reds (1956 and 2017), and Yankees (2009, 2018, and 2019) are the only franchises to do it twice.

ROBERTO CLEMENTE AWARD

Since 1971, Major League Baseball has annually presented an award that recognizes a player who best exemplifies the game of baseball through sportsmanship, community involvement and positive contributions to his team.

In 1973, following the tragic death of Roberto Clemente, the award was named to honor the man whose spirit and goodwill will always be remembered. The 12-time All-Star and Hall of Famer was killed in a plane crash in 1972 delivering food and medical supplies to earthquake victims of Nicaragua. The award recognizes those individuals who truly understand the value of helping others.

THE 30-RUN GAME

Texas (30) at Baltimore (3) - August 22, 2007 (Game 1)

On Aug. 22, 2007, at Baltimore's Oriole Park at Camden Yards, the Rangers established a modern day record by scoring 30 runs in the first game of a doubleheader. Below is a list of various records and notes associated with this historic contest. Special thanks to Elias Sports Bureau for their assistance with this compilation. All notes are updated through the end of the 2019 season.

- The Rangers' 30 runs are the most in any game in modern major league history (beginning 1900), one more than 29 runs by both the Red Sox (June 8, 1950 vs. StL-AL) and White Sox (April 23, 1955 at KC). It was the 9th time ever in baseball history for a team to score 30 runs (beginning 1876). Rangers' previous club record for runs scored was 26, on April 19, 1996 vs. Baltimore.

30 OR MORE RUNS SCORED IN A GAME - MAJOR LEAGUE HISTORY (9)

DATE	TEAM	RUNS	OPPONENT	RUNS
07/22/1876	Chicago	30	vs. Louisville	7
07/24/1882	Chicago	35	vs. Cleveland	4
06/09/1883	Boston	30	vs. Detroit	8
07/03/1883	Chicago	31	vs. Buffalo	7
06/26/1890	Philadelphia	30	at Buffalo	12
09/10/1891	Milwaukee	30	vs. Washington	3
06/18/1893	Cincinnati	30	vs. Louisville	12
06/29/1897	Chicago	36	vs. Louisville	7
08/22/2007 (1)	Texas	30	at Baltimore	3

- The 27-run margin of victory is the largest in modern era (since 1900) of Major League Baseball.
- The Rangers' 29 hits remain a club record, 6 more than previous mark of 23 hits, done twice: April 2, 1998 vs. Chicago-AL and June 24, 2004 vs. Seattle (18 innings). The 29 hits were 2 shy of matching the modern record of 31, done by Milwaukee on Aug. 28, 1992 vs. Toronto. Club had 27 hits on July 25, 2011 vs. Minnesota, which ranks as the 2nd-most in team history.
- Rangers' 65 plate appearances matched AL record for a 9-inning game, also done by Milwaukee on Aug. 28, 1992 vs. Toronto. Figure was one shy of modern major league record of 66 PA's by Philadelphia on Aug. 25, 1922 vs. Chicago.
- The Rangers' 57 at-bats tied the AL record for a 9-inning game, also done by Milwaukee on Aug. 28, 1992 vs. Toronto. The major league record for at-bats in a 9-inning game is 58, by the New York Giants twice, both on Sept. 2, 1925 vs. Philadelphia and July 11, 1931 vs. Philadelphia.
- The 49 total bases for Texas are a club record, 5 more than next-best mark of 44 total bases on May 21, 2005 vs. Houston.

MULTIPLE INNINGS OF 9-OR-MORE RUNS IN A GAME, MAJOR LEAGUE HISTORY

DATE	TEAM	R	OPP.	R	INNINGS
May 2, 1901	Boston-AL	23	at Philadelphia-AL	12	2,3
Aug. 25, 1922	Chicago-NL	26	vs. Philadelphia-NL	23	2,4
July 6, 1929	St. Louis-NL	28	at Philadelphia-NL	6	1,5
July 10, 1943	Brooklyn	23	vs. Pittsburgh	6	1,4
Aug. 22, 2007 (1)	Texas	30	vs. Baltimore	3	6 (9), 8 (10)

- Rangers had 10 hits in the 6th inning, matching club record done one other time: May 17, 2001 vs. Cleveland (2nd inn.).
- Club's 21 singles were 3 more than previous team record of 18 (done 4 times).
- Team's 30 RBI are a major league record, although the statistic has only been tracked since 1920. Previous mark was 29 RBI by Boston-AL on June 8, 1950 vs. St. Louis-AL.
- The 5 runs scored by both David Murphy and Jarrod Saltalamacchia matched a team record. Saltalamacchia established a Rangers rookie record with 7 RBI in a game. Ramon Vazquez also had a career-high 7 RBI.
- It is the only time that 2 players on same team had 7 or more RBI in the same game since Aug. 19, 1962, when Yankees' Mickey Mantle (7) and Elston Howard (8) pulled the trick.
- The Rangers were the first team with 4 players (Metcalfe, Byrd, Saltalamacchia, Vazquez) with 4 RBI or more in the same game since a Phillies quartet (Rose, Maddux, Schmidt, Boone) did so on May 17, 1979 at Wrigley Field. That game was a 23-22 win for Philadelphia over the Cubs. Only instances since were by the Mets on June 27, 2012 at Chicago-NL and the Dodgers on August 2, 2018 vs. Milwaukee.
- It was the first time for Texas to have 2 grand slams in one game (Byrd and Metcalfe) since July 4, 2004 at Houston (Mark Teixeira and Hank Blalock).
- Texas also won the 2nd game of the doubleheader 9-7, as the 39 runs scored by the Rangers in the twinbill is an American League record and a major league record for the modern era. Previous mark was 36 runs by Detroit vs. St. Louis-AL on Aug. 14, 1937. The NL record is 43 by Boston vs. Cincinnati on Aug. 21, 1894.
- The 33 combined runs was a club record until the Rangers' 19-17 defeat (36 total runs) on Aug. 12, 2008 at Boston.
- The 40 hits in a doubleheader remains a team record, 10 more than previous mark (30, Aug. 22, 1980 vs. Milwaukee).
- The 38 combined hits in the game matches a club record, also done June 28, 1996, Texas (16) at Seattle (22) and equaled on July 25, 2011, Minnesota (11) at Texas (27).
- Travis Metcalfe's 8 RBI tied a Rangers record for RBI in a doubleheader, also done previously by Toby Harrah on June 25, 1976 vs. Chicago-AL, and by Bobby Bonds on June 23, 1978 vs. California.

ALL-TIME ROSTER

PLAYERS WHO HAVE APPEARED IN ONE OR MORE GAMES (980)

MANAGERS (23)	DOB	BIRTHPLACE	RESIDENCE
BANISTER, Jeff ('15-'18)	1/15/1964	Weatherford, OK	Keller, TX
BOGAR, Tim ('14)	10/28/1966	Indianapolis, IN	Trophy Club, TX
CORRALES, Pat ('78-'80)	3/20/1941	Los Angeles, CA	Atlanta, GA
HARRAH, Toby ('92)	10/28/1948	Sissonville, WV	Azle, TX
HERZOG, Whitney ('73)	11/19/1931	New Athens, IL	St. Louis, MO
HUNTER, Billy ('77-'78)	6/14/1928	Punxsutawney, PA	Lutherville, MD
JOHNSON, Darrell ('82)	8/25/1928	Ord, NE	Died 5/3/04 (76)
KENNEDY, Kevin ('93-'94)	5/26/1954	Los Angeles, CA	Valencia, CA
LUCCHESI, Frank ('75-'77)	4/24/1926	San Francisco, CA	Died 6/8/19 (93)
MARTIN, Billy ('73-'75)	5/16/1928	Berkeley, CA	Died 12/25/89 (61)
NARRON, Jerry ('01-'02)	1/15/1956	Goldsboro, NC	Goldsboro, NC
OATES, Johnny ('95-'01)	1/21/1946	Sylvia, NC	Died 12/24/04 (58)
RADER, Doug ('83-'85)	7/30/1944	Chicago, IL	Stuart, FL
RYAN, Connie ('77)	2/27/1920	New Orleans, LA	Died 1/2/96 (75)
SHOWALTER, Buck ('03-'06)	5/23/1956	DeFuniak Springs, FL	Dallas, TX
STANKY, Eddie ('77)	9/3/1915	Philadelphia, PA	Died 6/6/99 (83)
VALENTINE, Bobby ('85-'92)	5/13/1950	Stamford, CT	Stamford, CT
WAKAMATSU, Don ('18)	2/22/1963	Hood River, OR	North Richland Hills, TX
WASHINGTON, Ron ('07-'14)	4/29/1952	New Orleans, LA	New Orleans, LA
WILBER, Del ('73)	2/24/1919	Lincoln Park, MI	Died 7/18/02 (83)
WILLIAMS, Ted ('72)	8/30/1918	San Diego, CA	Died 7/5/02 (83)
WOODWARD, Chris ('19)	6/27/1976	Covina, CA	Chandler, AZ
ZIMMER, Don ('81-'82)	1/17/1931	Cincinnati, OH	Died 6/4/14 (83)
COACHES (85)	DOB	BIRTHPLACE	RESIDENCE
ACOSTA, Oscar (02)	3/21/1957	Portales, NM	Died 4/19/06 (49)
ANDERSON, Dave ('09-'13)	8/1/1960	Louisville, KY	Lancaster, CA
BEASLEY, Tony ('15-'19)	12/5/1966	Fredericksburg, VA	Ruther Glen, VA
BOGAR, Tim ('14)	10/28/1966	Indianapolis, IN	Trophy Club, TX
BONIFAY, Josh ('17)	7/30/1978	Macon, GA	Granite Falls, NC
BOSLEY, Thad ('11)	9/17/1956	Oceanside, CA	Cupertino, CA
BOSMAN, Dick ('95-'00)	2/17/1944	Kenosha, WI	Irmo, SC
BROCALI, Doug ('16-'18)	5/16/1967	Clearfield, PA	Missouri City, TX
BROWN, Jackie ('79-'82)	5/31/1943	Holdenville, OK	Died 1/8/17 (73)
BUECHER, Steve ('15-'18)	9/28/1961	Lancaster, CA	Grand Prairie, TX
BURRIS, Ray ('92)	8/22/1950	Idabel, OK	Clearwater, FL
CAMACHO, Joe ('72)	5/29/1928	New Bedford, MA	Died 12/27/18 (90)
CHITI, Dom ('06-'08)	12/10/1958	Independence, MO	Auburndale, FL
COLBORN, Jim ('08)	5/22/1946	Santa Paula, CA	Ventura, CA
COMBS, Merrill ('74-'75)	12/11/1919	Los Angeles, CA	Died 7/7/81 (61)
CONNOR, Mark ('03-'08)	5/27/1949	Brooklyn, NY	Knoxville, TN
COOLBAUGH, Scott ('11-'12)	6/13/1966	Binghamton, NY	Colleyville, TX
CORRALES, Pat ('76-'78)	3/20/1941	Los Angeles, CA	Atlanta, GA
CRABBE, Callix ('19)	2/14/1983	St. Thomas, Virgin Islands	Brandon, FL
CUELLAR, Bobby ('01)	8/20/1952	Alice, TX	Alice, TX
DENT, Bucky ('95-'01)	11/25/1951	Savannah, GA	Boynton Beach, FL
DONNELLY, Rich ('80, '83-'85)	8/3/1946	Steubenville, OH	Plantation, FL
EGAN, Dick ('88-'89)	3/24/1937	Berkeley, CA	Garland, TX
ESTRADA, Chuck ('73)	2/15/1938	San Luis Obispo, CA	San Luis Obispo, CA
EZELL, Glenn ('83-'85)	10/29/1944	Kentwood, LA	Leawood, KS
FERGUSON, Joe ('86-'87)	9/19/1946	San Francisco, CA	Sunnyvale, CA
FOLI, Tim ('86-'87)	12/8/1950	Culver City, CA	Kodak, TN
FWOLER, Art ('74-'75)	7/3/1922	Converse, SC	Died 1/29/07 (84)
FOX, Nellie ('72)	12/25/1927	St. Thomas, PA	Died 12/1/75 (47)
FRANCONA, Terry ('02)	4/22/1959	Aberdeen, SD	Chesnut Hill, MA
GERNERT, Dick ('76)	9/28/1928	Reading, PA	Died 11/30/17 (89)
GOMEZ, Orlando ('91-'92)	6/24/1946	Juana Diaz, PR	Juana Diaz, PR
HALE, DeMarlo ('02-'05)	7/16/1961	Chicago, IL	Orlando, FL
HARDY, Larry ('95-'01)	1/10/1948	Goose Creek, TX	Trophy Club, TX
HARRAH, Toby ('89-'92)	10/28/1948	Sissonville, WV	Azle, TX
HATCHER, Mickey ('93-'94)	3/15/1955	Cleveland, OH	Apache Junction, AZ
HAWKINS, Andy ('08-'15)	1/21/1960	Waco, TX	Surprise, AZ
HELMIS, Tommy ('81-'82)	5/5/1941	Charlotte, NC	Cincinnati, OH
HERSHISER, Orel ('02-'05)	9/16/1958	Buffalo, NY	Las Vegas, NV
HILL, Perry ('92-'94, '95)	4/20/1952	Eufossa, TX	Rochester Hills, MI
HILLER, Chuck ('73)	10/11/1935	Johnsburg, IL	Died 10/20/04 (60)
HOLMAN, Brad ('16-'17)	2/9/1968	Kansas City, MO	Wichita, KS
HOUSE, Tom ('85-'92)	4/29/1947	Seattle, WA	Del Mar, CA
HOWE, Art ('85-'88, '07-'08)	12/15/1946	Pittsburgh, PA	Cypress, TX
HUDSON, Sid ('72, '75-'78)	1/3/1915	Coalfield, TN	Died 10/10/08 (93)
HURDLE, Clint ('10)	7/30/1957	Big Rapids, MI	Pittsburgh, PA
IAPOCE, Anthony ('16-'18)	8/23/1973	Astoria, NY	East Elmhurst, NY
JARAMILLO, Rudy ('95-'09)	9/20/1950	Beeville, TX	Dallas, TX
JOHNSON, Darrell ('81-'82)	8/25/1928	Ord, NE	Died 5/3/04 (76)
JONES, Bobby ('00-'01, '06, '14-'16)	10/11/1949	Elkton, MD	Tulsa, OK
KOENIG, Fred ('77-'82)	4/27/1931	St. Louis, MO	Died 11/11/93 (61)
LUCES, Davey ('88-'91)	5/3/1946	East Providence, RI	San Diego, CA
LUPCHESI, Frank ('74-'75, '79-'80)	4/24/1926	San Francisco, CA	Died 6/8/19 (93)
MADDUX, Mike ('09-'15)	8/27/1961	Dayton, OH	Westlake, TX
MAGADAN, Dave ('13-'15)	9/30/1962	Tampa, FL	Palm Harbor, FL
MARIN, Oscar ('19)	12/5/1982	Los Angeles, CA	Surprise, AZ
MASHORE, Justin ('16-'18)	2/14/1972	Concord, CA	Mesa, AZ
MOLINA, Bengie ('14)	7/20/1974	Rio Piedras, PR	Yuma, AZ
MOORE, Jackie ('73-'76, '80, '93-'94, '09-'13)/2/19/1939		Jay, FL	Arlington, TX
NAPOLEON, Ed ('95-'00)	9/17/1937	Baltimore, MD	Bradenton, FL
NARRON, Jerry ('95-'01)	1/15/1956	Goldsboro, NC	Goldsboro, NC
NICHOLS, Reid ('01)	8/5/1958	Ocala, FL	Goodyear, AZ
OLIVER, Dave ('87-'94)	4/7/1951	Stockton, CA	Lodi, CA
ORTIZ, Hector ('15-'19)	10/14/1969	Rio Piedras, PR	Glendale, AZ
ORTIZ, Luis ('19)	5/25/1970	Santo Domingo, D.R.	North Richland Hills, TX
OSTEEN, Claude ('93-'94)	8/9/1939	Caney Springs, TN	Arlington, TX
PETTIS, Gary ('07-'14)	4/3/1958	Oakland, CA	San Clemente, CA

FRONT OFFICE

COACHES

PLAYERS

2019 REVIEW

OPINIONS

RECORDS

DEVELOPMENT

MEDIA

COACHES	DOB	BIRTHPLACE	RESIDENCE
PIERSALL, Jim (75)	11/14/1929	Waterbury, CT	Died 6/3/17 (87)
QUIRK, Jamie (02)	10/22/1954	Whittier, CA	Leawood, KS
RANGEL, Julio (19)	9/28/1975	Panama City, Panama	Clearwater, FL
RETTEHMUND, Merv ('83-'85)	6/6/1943	Flint, MI	San Diego, CA
ROBSON, Tom ('86-'92)	1/15/1946	Rochester, NY	Sun Lakes, AZ
RYAN, Connie (77-'79)	2/27/1920	New Orleans, LA	Died 1/2/96 (75)
SCHAFFER, Jim (78)	4/5/1936	Limeport, PA	Coopersburg, PA
SILVERA, Charlie ('74-'75)	10/13/1924	San Francisco, CA	Died 9/7/19 (94)
SMITH, Steve ('02-'06)	7/21/1952	Canton, OH	Encinitas, CA
SUCH, Dick ('83-'85)	10/15/1944	Sanford, NC	Stanford, NC
SUSCE, George (72)	8/13/1907	Pittsburgh, PA	Died 2/25/86 (77)
TERWILLIGER, Wayne (72, '81-'85)	6/27/1925	Clare, MI	Weatherford, TX
TINGLER, Jayce ('15-'16, '19)	11/28/1980	Smithville, MO	Smithville, MO
UPSHAW, Willie ('93-'94)	4/27/1957	Blanco, TX	Fairfield, CT
WALBECK, Matt (08)	10/2/1969	Fair Oaks, CA	Fair Oaks, CA
WAKAMATSU, Don ('03-'07, '18)	2/22/1963	Hood River, OR	North Richland Hills, TX
WARTHEN, Dan ('18)	12/1/1952	Omaha, NE	Portland, OR
WETTELAND, John ('02-'05)	8/21/1966	San Mateo, CA	Bartonville, TX
PLAYERS	DOB	BIRTHPLACE	RESIDENCE
ADAMS, Mike ('11-'12)	7/29/1978	Corpus Christi, TX	Keller, TX
ADCOCK, Nate ('14)	2/25/1988	Elizabethtown, KY	Radcliff, KY
ADDUCI, Jim ('13-'14)	5/15/1985	Burnaby, BC	Ponte Vedra Beach, FL
AKERFELDS, Darrel (89)	6/12/1962	Denver, CO	Died 6/24/12 (50)
ALBERRO, Jose ('95-'97)	6/29/1969	San Juan, PR	Arecibo, PR
ALBERTO, Hanser ('15-'16, '18)	10/17/1992	San Francisco de Macoris, D.R.	San Francisco de Macoris, D.R.
ALEXANDER, Doyle (77-'79)	9/4/1950	Cordova, AL	Arlington, TX
ALEXANDER, Gerald ('90-'92)	3/28/1968	Baton Rouge, LA	Napoleonville, LA
ALEXANDER, Manny (04)	3/20/1971	San Pedro de Macoris, D.R.	San Pedro de Macoris, D.R.
ALFONSECA, Antonio ('06)	4/16/1972	La Romana, D.R.	Miramar, FL
ALICEA, Luis ('98-'00)	7/29/1965	Santurce, PR	Loxahatchee, FL
ALLARD, Brian ('79-'80)	1/3/1958	Spring Valley, IL	Colbert, WA
ALLARD, Kolby (19)	8/13/1997	Anaheim, CA	San Clemente, CA
ALLEN, Chad ('04-'05)	2/6/1975	Dallas, TX	Dallas, TX
ALLEN, Lloyd ('73-'74)	5/8/1950	Merced, CA	Toledo, OH
ALMANZAR, Carlos ('04-'05)	11/6/1973	Santiago, D.R.	Santo Domingo, D.R.
ALOMAR, Sandy ('77-'78)	10/19/1943	Salinas, PR	Salinas, PR
ALOMAR, Sandy Jr. ('05)	6/18/1966	Salinas, PR	Dallas, TX
ALVAREZ, Dario ('16-'17)	1/17/1989	Santiago, D.R.	Santiago, D.R.
ALVAREZ, Juan (02)	8/9/1973	Coral Gables, FL	Miami, FL
ALVAREZ, Wilson (89)	3/24/1970	Maracaibo, VZ	El Dorado Hills, CA
ANDERSON, Jim ('83-'84)	2/23/1957	Los Angeles, CA	Agoura Hills, CA
ANDERSON, Scott (87)	8/1/1962	Corvallis, OR	Lake Oswego, OR
ANDRUS, Elvis ('09-'19)	8/28/1988	Maracay, VZ	Frisco, TX
ARDON, Danny (04)	7/8/1974	Ville Platte, LA	Lake Charles, LA
ARENCEBIA, J.P. (14)	1/15/1986	Miami, FL	Miami, FL
ARIAS, Joaquin ('06, '08-'10)	9/21/1984	Santo Domingo, D.R.	Santo Domingo, D.R.
ARMSTRONG, Jack ('94)	3/7/1965	Englewood, NJ	Jupiter, FL
ARNSBERG, Brad ('89-'91)	8/20/1963	Seattle, WA	Cave Creek, AZ
ASHFORD, Tucker (80)	12/4/1954	Memphis, TN	Covington, TN
ASTACIO, Pedro ('05)	11/28/1969	Hato Mayor, D.R.	Encino, CA
AULT, Doug (76)	3/9/1950	Beaumont, TX	Died 12/22/04 (54)
BABCOCK, Bob ('79-'81)	8/25/1949	New Castle, PA	New Castle, PA
BACSIK, Michael J. ('04)	11/11/1977	Dallas, TX	Dallas, TX
BACSIK, Mike ('75-'77)	4/1/1952	Dallas, TX	Arlington, TX
BAILES, Scott ('97-'98)	12/18/1961	Chillicothe, OH	Springfield, MO
BAINES, Harold ('89-'90)	3/15/1959	Easton, MD	St. Michaels, MD
BAKER, Jeff ('13)	6/21/1981	Bad Kissingen, W. Germany	Centerville, VA
BAKER, Scott (93)	9/19/1981	Shreveport, LA	Shreveport, LA
BALBONI, Steve ('94)	1/18/1957	Brockton, MA	Watchung, NJ
BALDWIN, James (05)	7/15/1971	Southern Pines, NC	Pinehurst, NC
BANNISTER, Alan ('84-'85)	9/3/1951	Montebello, AZ	Peoria, AZ
BANNISTER, Floyd ('92)	6/10/1955	Pierre, SD	Paradise Valley, AZ
BARAJAS, Rod ('04-'06)	9/5/1975	Ontario, CA	Temecula, CA
BARFIELD, John ('89-'91)	10/15/1964	Pine Bluff, AR	Died 12/24/16 (52)
BARKER, Len ('76-'78)	7/27/1955	Fort Knox, KY	Zebulon, GA
BARNETTE, Tony ('16-'18)	11/9/1983	Anchorage, AK	Litchfield Park, AZ
BARR, Steve (76)	9/8/1951	St. Louis, MO	Winter Haven, FL
BASS, Anthony ('15, '17)	11/1/1987	Dearborn, MI	Nashville, TN
BASS, Randy (82)	3/13/1954	Lawton, OK	Lawton, OK
BAUER, Rick (06)	1/10/1977	Garden Grove, CA	Thompson Station, TN
BEASLEY, Lew ('77)	8/27/1948	Sparta, VA	Bowling Green, VA
BELCHER, Kevin (90)	8/8/1967	Waco, TX	Dallas, TX
BELL, Buddy ('79-'85, '89)	8/27/1951	Pittsburgh, PA	Chicago, IL
BELL, Rob ('01-'02)	1/17/1977	Newburgh, NY	Marlboro, NY
BELTRAN, Carlos (16)	4/24/1977	Manassas, VA	New York, NY
BELTRE, Adrian ('1-'18)	4/7/1979	Santo Domingo, D.R.	Bradbury, CA
BELTRE, Engel (13)	11/1/1989	Santo Domingo, D.R.	Tampa, FL
BELTRE, Esteban ('94-'95)	12/26/1967	Ingenio Quisfiuella, D.R.	San Pedro de Macoris, D.R.
BELTRE, Omar ('10)	8/24/1981	Santo Domingo, D.R.	San Juan del Maguana, D.R.
BENES, Alan (03)	1/21/1972	Evansville, IN	Chesterfield, MO
BENIQUEZ, Juan ('76-'78)	5/13/1950	San Sebastian, PR	Carolina, PR
BENOIT, Joaquin ('01-'08)	7/26/1979	Santiago, D.R.	Santiago, D.R.
BENSON, Kris ('09)	11/7/1974	Duluth, MN	Marietta, GA
BERKMAN, Lance (13)	2/10/1976	Waco, TX	Houston, TX
BEVACQUA, Kurt ('77-'78)	1/23/1947	Miami Beach, FL	Carlsbad, CA
BIBBY, Jim ('73-'75, '84)	10/29/1944	Franklinton, NC	Died 2/16/10 (65)
BIBENS-DIRKX, Austin ('17-'18)	4/29/1985	Salem, OR	Mendocino, ID
BIDDLE, Jesse (19)	10/22/1991	Philadelphia, PA	Kissimmee, FL
BIERBRODT, Nick (04)	5/16/1978	Tarzana, CA	Boulder, CO
BITTNER, Larry ('72-'73, '83)	7/27/1945	Pocahontas, IA	Pocahontas, IA
BILLINGS, Rich ('72-'74)	12/4/1942	Detroit, MI	Clarkston, MI
BIRD, Kyle (19)	4/12/1993	Orange Park, FL	Orange Park, FL
BITKER, Joe ('90-'91)	2/12/1964	Glendale, CA	Magalia, CA
BLACKLEY, Travis (13)	11/4/1982	Melbourne, Australia	Brentwood, CA
BLALOCK, Hank ('02-'09)	11/21/1980	San Diego, CA	San Diego, CA
BLANCO, Andres ('10-'11)	4/11/1984	Uruma, VZ	Carabobo, VZ
BLANKS, Kyle (15)	9/11/1986	Sellersville, PA	Peoria, AZ
BLANKS, Larvell (79)	1/28/1950	Del Rio, TX	Fort Myers, FL
BLYLEVEN, Bert ('76-'77)	4/6/1951	Zeist, Holland	Estes Park, CO
BOGENER, Terry ('82)	9/28/1955	Omaha, NE	Estes Park, CO

FRONT OFFICE

COACHES

PLAYERS

2019 REVIEW

OPPONENTS

RECORDS

DEVELOPMENT

MEDIA

PLAYERS	DOB	BIRTHPLACE	RESIDENCE
BOGGS, Brandon ('08-'10)	1/9/1983	St. Louis, MO	Atlanta, GA
BOGGS, Tommy ('76-'77, '85)	10/25/1955	Poughkeepsie, NY	Salado, TX
BOHANON, Brian ('90-'94)	8/1/1968	Denton, TX	Houston, TX
BOITANO, Dan ('82)	3/22/1953	Sacramento, CA	Clovis, CA
BONDS, Bobby ('78)	3/15/1964	Riverside, CA	Died 8/23/03 (57)
BONILLA, Lisalberto ('14)	6/18/1990	Samana, D.R.	Samana, D.R.
BORSON, Julio ('09-'13)	2/20/1986	Starkville, MS	Nolensville, TN
BOSY, Tread ('89-'90)	9/17/1956	Oceanside, CA	Cupertino, CA
BOSMAN, Dick ('72-'73)	2/17/1944	Kenosha, WI	Irmo, SC
BOTTS, Jason ('05-'08)	7/26/1980	Paso Robles, CA	Palm Beach Gardens, FL
BOYD, Dennis ('91)	10/6/1959	Meridian, MS	Meridian, MS
BRADLEY, Milton ('08)	4/15/1978	Harbor City, CA	Redondo Beach, CA
BRANDENBURG, Mark ('95-'96)	7/14/1970	Houston, TX	Coppell, TX
BRANTLEY, Jeff ('01)	9/5/1963	Florence, AL	Ridgeland, MS
BRILES, Nelson ('76-'77)	8/5/1943	Dorris, CA	Died 2/13/05 (61)
BRINKMAN, Ed ('75)	12/8/1941	Cincinnati, OH	Died 9/30/08 (66)
BROBERG, Pete ('72-'74)	3/2/1950	West Palm Beach, FL	Palm Beach, FL
BROCAIL, Doug ('04-'05)	5/16/1967	Clearfield, PA	Missouri City, TX
BRONKEY, Jeff ('93)	9/18/1965	Kabul, Afghanistan	Edmond, OK
BROUSSARD, Ben ('08)	9/24/1976	Beaumont, TX	Liberty Hill, TX
BROWER, Bob ('86-'88)	1/10/1960	Jamaica, NY	Hutchinson, KS
BROWN, Adrian ('06)	2/7/1974	McComb, MS	McComb, MS
BROWN, Jackie ('73-'75)	5/31/1943	Holdenville, OK	Died 8/18/17 (73)
BROWN, Kevin J. ('86, '88-'89)	3/14/1965	Midvale, GA	Macon, GA
BROWN, Kevin L. ('96-'97)	4/21/1993	Valparaiso, IN	Mt. Vernon, IN
BROWN, Larry ('74)	3/1/1940	Shinnston, WV	Wellington, FL
BROWNE, Jerry ('86-'88)	2/13/1966	St. Croix, USVI	Mansfield, TX
BRUMBAUGH, Cliff ('01)	4/21/1974	Wilmington, DE	Edmond, OK
BRUMLEY, Duff ('94)	8/25/1970	Cleveland, TN	Chattanooga, TN
BRUMMER, Glenn ('85)	11/23/1954	Olney, IL	Belleville, IL
BUCKLEY, Kevin ('84)	1/16/1959	Quincy, MA	Abingdon, MA
BUECHELE, Steve ('85-'91, '95)	9/26/1961	Lancaster, CA	Grand Prairie, TX
BUFORD, Damon ('96-'97)	6/12/1970	Baltimore, MD	Chandler, AZ
BUKVICH, Ryan ('05)	5/13/1978	Naperville, IL	Brandon, MS
BURBA, Dave ('02)	7/7/1966	Dayton, OH	Gilbert, AZ
BURKE, Brock ('19)	8/4/1996	Chicago, IL	Denver, CO
BURKETT, John ('96-'99)	11/28/1964	New Brighton, PA	Fort Worth, TX
BURNS, Cory ('13)	10/19/1987	Phoenix, AZ	Phoenix, AZ
BURNS, Todd ('92-'93)	7/6/1963	Maywood, CA	Huntsville, AL
BURROUGHS, Jeff ('72-'76)	3/7/1951	Long Beach, CA	Long Beach, CA
BURROWS, Terry ('94-'95)	11/28/1968	Lake Charles, LA	Lake Charles, LA
BUSH, Dave ('11)	11/9/1979	Pittsburgh, PA	Bridgton, ME
BUSH, Matt ('16-'18)	2/8/1986	San Diego, CA	Colleyville, TX
BUTCHER, John ('80-'83)	3/8/1957	Glendale, CA	Chaska, MN
BUTLER, Eddie ('18)	3/13/1991	Chesapeake, VA	Tempe, AZ
BUTLER, Joey ('13)	3/12/1986	Pascagoula, MS	Fort Worth, TX
BYRD, Marlon ('07-'09)	8/30/1977	Boynton Beach, FL	Calabasas, CA
CABRERA, Asdrubal ('19)	11/13/1985	Puerto La Cruz, Venezuela	Anzoategui, Venezuela
CADARET, Greg ('98)	2/27/1962	Detroit, MI	Palo Cedro, CA
CALHOUN, Willie ('17-'19)	11/4/1994	Vallejo, CA	Benicia, CA
CALLAWAY, Mickey ('03-'04)	5/13/1975	Memphis, TN	Mansfield, TX
CAMINITI, Ken ('01)	4/21/1963	Hanford, CA	Died 10/10/04 (41)
CAMPANERIS, Bert ('77-'79)	3/9/1942	Puerto Nuevo, Cuba	Scottsdale, AZ
CAMPBELL, Mike ('92)	2/17/1964	Seattle, WA	Kirkland, WA
CANGELOSI, John ('92)	3/10/1963	Brooklyn, NY	Orland Park, IL
CANSECO, Jose ('92-'94)	7/2/1964	Havana, Cuba	Las Vegas, NV
CANTU, Jorge ('10)	1/30/1982	McAllen, TX	McAllen, TX
CAPRA, Nick ('82-'83, '85-'91)	3/8/1958	Denver, CO	Scottsdale, AZ
CARDENAS, Leo ('74-'75)	12/17/1938	Matanzas, Cuba	Cincinnati, OH
CARMAN, Don ('92)	8/14/1959	Oklahoma City, OK	Naples, FL
CARP, Mike ('14)	6/30/1986	Long Beach, CA	Fort Worth, TX
CARPENTER, Cris ('93-'94)	4/5/1965	St. Augustine, FL	Gainesville, AL
CARPENTER, David ('19)	7/15/1985	Morgantown, WV	Morgantown, WV
CARTY, Rico ('73)	9/1/1939	San Pedro de Macoris, D.R.	San Pedro de Macoris, D.R.
CASHNER, Andrew ('17)	9/11/1986	Conroe, TX	Cedar Hill, TX
CASTLE, Don ('73)	2/1/1950	Kokomo, IN	Senatobia, MS
CASTRO, Fabio ('06)	1/20/1985	Montecristy, D.R.	Montecristy, D.R.
CATALANOTTO, Frank ('00-'02, '07-'08)	4/27/1974	Smithtown, NY	Saint James, NY
CECENA, Jose ('88)	8/20/1963	Ciudad Obregon, MX	Sonora, MX
CEDENO, Domingo ('97-'98)	11/4/1968	La Romana, D.R.	La Romana, D.R.
CENTENO, Juan ('18)	11/16/1989	Arecibo, PR	Arecibo, PR
CHALK, Dave ('79)	8/30/1950	Del Rio, TX	Coppell, TX
HAVEZ, Endy ('11)	2/7/1978	Valencia, VZ	Carabobo, VZ
HAVEZ, Jesse ('18-'19)	8/21/1983	San Gabriel, CA	Riverside, CA
CHEN, Bruce ('07)	6/19/1977	Panama City, Panama	Columbia, SC
CHIAMPARINO, Scott ('90-'92)	8/22/1966	San Mateo, CA	Newport Beach, CA
CHIRINOS, Robinson ('13-'18)	6/5/1984	Punto Fijo, VZ	Hurst, TX
CHOICE, Michael ('14-'15)	11/10/1989	Fort Worth, TX	Arlington, TX
CHOO, Shin-Soo ('14-'19)	7/13/1982	Busan, South Korea	Southlake, TX
CHRISTENSON, Ryan ('03)	3/28/1974	Redlands, CA	Scottsdale, AZ
CLAIBORNE, Preston ('17)	1/21/1988	Dallas, TX	Rockport, TX
CLARK, Jermaine ('03)	9/29/1976	Berkeley, CA	Discovery Bay, CA
CLARK, Mark ('99-'00)	5/12/1968	Bath, IL	Springfield, IL
CLARK, Terry ('97)	10/18/1960	Los Angeles, CA	Ontario, CA
CLARK, Will ('94-'98)	3/13/1964	New Orleans, LA	Prairieville, LA
CLASE, Emmanuel ('19)	3/18/1998	Rio San Juan, D.R.	Cabarete Puerto Plata, D.R.
CLAUDIO, Alex ('14-'18)	1/31/1992	San Juan, PR	Juncos, PR
CLAY, Ken ('80)	4/6/1954	Lynchburg, VA	Lynchburg, VA
CLAYTON, Royce ('98-'00)	1/2/1970	Burbank, CA	Malibu, CA
CLEVELAND, Reggie ('78)	5/23/1948	Swift Current, SK	McKinney, TX
CLINES, Gene ('76)	10/6/1946	San Pablo, CA	West Bradenton, FL
CLYDE, David ('73-'75)	4/22/1955	Kansas City, KS	Humble, TX
COLON, Bartolo ('18)	5/24/1973	Puerto Plata, D.R.	Santiago, D.R.
COLON, Cris ('92)	1/3/1969	La Guaira, VZ	Vargas, Venezuela
COMER, Steve ('78-'82)	1/13/1954	Minneapolis, MN	Minnetonka, MN
CONTI, Jason ('04)	1/27/1975	Pittsburgh, PA	Chandler, AZ
COOK, Dennis ('95-'96)	10/4/1962	Lamarque, TX	Austin, TX
COOK, Glen ('85)	9/8/1959	Buffalo, NY	League City, TX
COOLBAUGH, Scott ('89-'90)	6/13/1966	Binghamton, NY	Colleyville, TX
CORA, Alex ('10)	10/18/1975	Caguas, PR	Caguas, PR

PLAYERS	DOB	BIRTHPLACE	RESIDENCE
CORDERO, Francisco ('00-'05)	5/11/1977	Santo Domingo, D.R.	Santo Domingo, D.R.
COREY, Bryan ('06)	10/21/1973	Thousand Oaks, CA	Mesa, AZ
CORPORAN, Carlos ('15)	1/7/1984	Hato Rey, PR	Catano, PR
CORREA, Edwin ('86-'87)	4/29/1966	Hato Rey, PR	Carolina, PR
COTTS, Neal ('13-'14)	3/25/1980	Lebanon, IL	Libertyville, IL
COX, Casey ('72)	7/3/1941	Long Beach, CA	Clearwater, FL
COX, Larry ('81)	9/11/1947	Bluffton, OH	Died 2/17/90 (42)
CRABTREE, Tim ('98-'01)	10/13/1969	Jackson, MI	Colleyville, TX
CREEL, Keith ('87)	2/4/1959	Dallas, TX	Meridian, TX
CRUZ, Nelson ('06-'13)	7/1/1980	Montecristy, D.R.	Montecristy, D.R.
CRUZ, Victor ('83)	12/24/1957	R. Viego la Vega, D.R.	Died 9/26/04 (46)
CUBBAGE, Mike ('74-'76)	7/21/1950	Charlottesville, VA	Keswick, VA
CURRY, Darwin ('00)	11/15/1974	Burbank, CA	Matiacay Altagua, VZ
CUELLAR, Bobby ('77)	8/20/1952	Alice, TX	Alice, TX
CURTIS, Chad ('00-'01)	11/6/1968	Marion, IN	Ada, MI
CURTIS, Zac ('18)	7/4/1992	Panama City Beach, FL	Leoma, TN
CUYLER, Milt ('98)	10/7/1968	Macon, GA	Cape Coral, FL
DARVISH, Yu ('12-'14, '16-'17)	8/16/1986	Osaka, Japan	Dallas, TX
DARWIN, Danny ('78-'84, '95)	10/25/1955	Bonham, TX	Pilot Point, TX
DASCENZO, Doug ('93)	6/30/1964	Cleveland, OH	Hiller, PA
DAUGHERTY, Jack ('89-'92)	7/3/1960	Hialeah, FL	Scottsdale, AZ
DAVIS, Butch ('93-'94)	6/19/1958	Williamston, NC	Garner, NC
DAVIS, Chris ('08-'11)	3/17/1986	Longview, TX	Flower Mound, TX
DAVIS, Doug ('99-'03)	9/21/1975	Sacramento, CA	Cedar Hill, TX
DAVIS, Doug R. ('92)	9/24/1962	Bloomsburg, PA	Bloomsburg, PA
DAVIS, Oddie ('80)	8/13/1955	San Antonio, TX	China Grove, TX
DAVIS, Willie ('75)	4/15/1940	Mineral Springs, AR	Died 3/9/10 (69)
DELUCCI, David ('04-'05)	10/31/1973	Baton Rouge, LA	Baton Rouge, LA
DEMPSTER, Ryan ('12)	5/3/1977	Sechelt, BC	Chicago, IL
DENT, Bucky ('82-'83)	11/25/1951	Savannah, GA	Boynton Beach, FL
DeROSA, Mark ('05-'06)	2/26/1975	Passaic, NJ	Suwanee, GA
DeSHIELDS, Delino ('15-'19)	8/16/1992	Gaston, GA	Dallas, TX
DESMOND, Ian ('16)	9/20/1985	Sarasota, FL	Bradenton, FL
DETTMER, John ('94-'95)	3/4/1970	Centerville, IL	Dallas, TX
DETWILER, Ross ('15)	3/6/1986	St. Louis, MO	Lake St. Louis, MO
DEVEREAUX, Mike ('97)	4/10/1963	Casper, WY	West Covina, CA
DEVINE, Adrian ('77, '80)	12/2/1951	Galveston, TX	Lawrenceville, GA
DIAZ, Alex ('97)	10/5/1968	Brooklyn, NY	San Sebastian, PR
DIAZ, Einar ('03)	12/28/1972	Chiriqui, Panama	Ellenton, FL
DIAZ, Joselo ('08)	4/13/1980	San Pedro de Macoris, D.R.	San Pedro de Macoris, D.R.
DIAZ, Mario ('91-'93)	1/10/1962	Humacao, PR	Gurabo, PR
DIAZ, Victor ('07)	12/10/1981	Santo Domingo, D.R.	Chicago, IL
DICKER, R.A. ('91, '03-'06)	10/29/1974	Nashville, TN	Nashville, TN
DIEKMANN, Jake ('15-'18)	1/21/1987	Wymore, NE	Lincoln, NE
DOMINGUEZ, Juan ('03-'05)	5/18/1980	Sanchez Ramirez, D.R.	Mas Esperanza, D.R.
DOWDY, Kyle ('19)	2/3/1993	Escondido, CA	Houston, TX
DOWNING, Brian ('91-'92)	10/9/1950	Los Angeles, CA	Celina, TX
DRANSFELDT, Kelly ('99-'01)	4/16/1975	Joliet, IL	Morris, IL
DRESE, Ryan ('03-'05)	4/5/1976	San Francisco, CA	Euleus, TX
DREYER, Steve ('93-'94)	11/19/1969	Ames, IA	Johnston, CA
DRISCOLL, Jim ('72)	5/14/1944	Medford, MA	Tamworth, NH
DUCEY, Rob ('93-'94)	5/24/1965	Toronto, ON	Harpen Springs, FL
DUCHSCHERER, Justin ('01)	11/19/1977	Aberdeen, SD	Chandler, TX
DUKES, Jan ('72)	8/16/1945	Cheyenne, WY	Sunnyvale, CA
DUNBAR, Tommy ('83-'85)	11/24/1959	Graniteville, SC	Died 3/16/11 (51)
DUNNING, Steve ('73-'74)	5/15/1949	Denver, CO	Tustin, CA
DURAN, Dan ('81)	3/16/1954	Palo Alto, CA	Sunnyvale, CA
DURAN, German ('08)	8/31/1984	Zacatecas, MX	Bartleson, TN
DURHAM, Don ('73)	3/21/1949	Yosemite, KY	Nashville, TN
DYSON, Sam ('15-'17)	5/7/1988	Tampa, FL	Tampa, FL
EATON, Adam ('06)	11/23/1977	Seattle, WA	Snohomish, WA
EDWARDS, Jon ('14-'15)	1/8/1988	Chicago, IL	Keller, TX
ELLIS, Dock ('77-'79)	3/11/1945	Los Angeles, CA	Died 12/19/08 (63)
ELLIS, John ('76-'81)	8/21/1948	New London, CT	Old Saybrook, CT
ELLIS, Robert ('03)	12/10/1970	Baton Rouge, LA	Nacogdoches, TX
ELLISON, Jason ('08)	4/4/1978	Quincy, CA	Issaquah, WA
ELSTER, Kevin ('96, '98)	8/3/1964	San Pedro, CA	Huntington Beach, CA
EPPLEY, Cody ('11)	10/8/1985	Dillsburg, PA	Dillsburg, PA
EPSTEIN, Mike ('73)	4/4/1943	Bronx, NY	Castle Rock, CO
ERICKSON, Scott ('04)	2/2/1968	Long Branch, CA	Playa Vista, CA
ESPINO, Paolo ('17)	1/10/1987	Panama City, Panama	Panama City, Panama
ESPY, Cecil ('87-'90)	1/20/1963	San Diego, CA	Fort Worth, TX
EVANS, Tom ('00-'04)	7/9/1974	Kirkland, WA	Issaquah, WA
EVERETT, Carl ('02-'03)	6/3/1971	Tampa, FL	Lutz, FL
EVERSGERD, Bryan ('97)	2/11/1969	Centralia, IL	Centralia, IL
EYRE, Willie ('07, '09)	7/21/1978	Fountain Valley, CA	Fort Myers, FL
FAHEY, Bill ('72, '74-'77)	6/14/1950	Detroit, MI	Dallas, TX
FAIRBANKS, Peter ('19)	12/16/1993	St. Louis, MO	St. Louis, MO
FAJARDO, Hector ('91, '93-'95)	11/6/1970	Michoacan, MX	Sahuayo, MX
FANEYTE, Rikkert ('96)	5/31/1969	Amsterdam, Netherlands	Amsterdam, Netherlands
FARISS, Monty ('91-'92)	10/13/1967	Cordell, OK	Moore, OK
FARMER, Ed ('79)	10/18/1949	Evergreen Park, IL	Calabassas, CA
FARR, Jim ('82)	5/18/1956	Waverly, NY	Williamsburg, VA
FARRELL, Luke ('19)	6/7/1991	Westlake, OH	Niceville, FL
FASSERO, Jeff ('99)	1/5/1963	Springfield, IL	Phoenix, AZ
FAULKNER, Andrew ('15-'16)	9/12/1992	Bramberg, SC	Aiken, SC
FEDEROWICZ, Tim ('19)	8/5/1987	erie, PA	Chapel Hill, NC
FELDERBEND, Ryan ('14)	8/22/1985	Cleveland, OH	Grafton, OH
FELDMAN, Scott ('05-'12)	2/7/1983	Kailua, HI	San Francisco, CA
FELIZ, Neftali ('09-'15)	5/2/1988	Azuza, D.R.	Hollywood, CA
FIELD, Thomas ('15)	2/22/1987	Austin, TX	Hewitt, TX
FIELDER, Prince ('14-'16)	5/9/1984	Ontario, CA	Windermere, FL
FIGUEROA, Ed ('80)	10/14/1948	Ciales, PR	Campana Hts, PR
FIGUEROA, Pedro ('14)	11/23/1985	Santo Domingo, D.R.	Santo Domingo, D.R.
FIREOVID, Steve ('92)	6/6/1958	Bryan, OH	Bryan, OH
FISTER, Doug ('18)	2/4/1984	Merced, CA	Merced, CA
FLETCHER, Scott ('86-'89)	7/30/1958	Fort Walton Beach, FL	Fayetteville, GA
FLORES, Randy ('02)	7/31/1975	Bellflower, CA	Olivett, MO
FLYNN, Doug ('82)	4/18/1951	Lexington, KY	Lexington, KY
FOLEY, Marv ('84)	8/29/1953	Stanford, KY	Bradenton, FL
FONT, Wilmer ('12-'13)	5/24/1990	La Guaira, VZ	Vargas, Venezuela

FRONT OFFICE

COACHES

PLAYERS

2019 REVIEW

OPPONENTS

RECORDS

DEVELOPMENT

MEDIA

PLAYERS	DOB	BIRTHPLACE	RESIDENCE
FORD, Ted ('72)	2/7/1947	Vineland, NJ	Austin, TX
FORSYTHE, Logan ('19)	1/14/1987	Memphis, TN	Columbia, TN
FOSSAS, Tony ('88, '98)	9/23/1957	Havana, Cuba	Plantation, FL
FOSTER, Kevin ('01)	1/13/1969	Evanston, IL	Died 10/11/08 (39)
FOUCAULT, Steve ('73-'76)	10/3/1949	Duluth, MN	Rockledge, FL
FOX, Andy ('04)	1/12/1971	Sacramento, CA	Fair Oaks, CA
FOX, Eric ('95)	8/15/1993	LeMoore, CA	Meridian, ID
FRANCISCO, Frank ('04, '06-'10)	9/11/1979	Santo Domingo, D.R.	Miami, FL
FRANCO, Julio ('88-'93)	8/23/1961	San Pedro de Macoris, D.R.	San Pedro de Macoris, D.R.
FRANCOEUR, Jeff ('10)	1/8/1984	Duluth, GA	Atlanta, GA
FRASOR, Jason ('13-'14)	8/9/1977	Chicago, IL	Odessa, FL
FRAZIER, Lou ('95-'96)	1/26/1965	St. Louis, MO	Gilbert, AZ
FREEMAN, Sam ('15)	6/24/1987	Houston, TX	Prosper, TX
FREGOSI, Jim ('73-'77)	4/4/1942	San Francisco, CA	Died 2/14/14 (71)
FRIAS, Hanley ('97)	12/5/1973	Villa Ariagracia, D.R.	Villa Ariagracia, D.R.
FRIAS, Pepe ('80)	7/14/1948	San Pedro de Macoris, D.R.	Tampa, FL
FRIERI, Ernesto ('17)	7/19/1985	Bolivar, Colombia	Bolivar, Colombia
FRYE, Jeff ('92, '94-'95)	8/31/1966	Oakland, CA	Fort Worth, TX
FUJIKAWA, Kyuji ('15)	7/21/1980	Kobe City, Japan	Nishinomiya, Japan
FUKUMORI, Kazou ('08)	8/4/1976	Miyakonojo, Miyazaki, Japan	Sendai, Miyagi, Japan
FULLMER, Brad ('04)	1/17/1975	Chatsworth, CA	Malibu, CA
FULTZ, Aaron ('03)	9/4/1973	Memphis, TN	Munford, TN
GABRIEL, Kason ('07-'08)	4/8/1982	Oxford, MS	Palm Bay, FL
GAGNE, Eric ('07)	1/7/1976	Montreal, QC	Scottsdale, AZ
GALARRAGA, Andres ('01)	6/18/1961	Caracas, VZ	West Palm Beach, FL
GALARRAGA, Armando ('07)	1/15/1982	Cumana Sucre, VZ	Caracas, VZ
GALLARDO, Yovani ('15, '18)	2/27/1986	Michoacan, MX	Fort Worth, TX
GALLO, Joey ('15-'19)	11/19/1993	Henderson, NV	Henderson, NV
GAMBLE, Oscar ('79)	12/20/1949	Ramer, AL	Died 1/31/18 (68)
GARBEY, Barbaro ('88)	12/4/1956	Santiago, Cuba	Livonia, MI
GARCIA, Leury ('13)	3/18/1991	Santiago, D.R.	Chicago, IL
GARCIA, Reynaldo ('02-'03)	4/15/1974	Mayua, D.R.	Nauga, D.R.
GARCIA, Rosman ('03-'04)	1/3/1979	Maracay, VZ	Died 12/29/11 (32)
GARDEWINE, Nick ('17-'18)	8/15/1993	Effingham, IL	Effingham, IL
GARKO, Ryan ('10)	1/2/1981	Pittsburgh, PA	Scottsdale, AZ
GARZA, Matt ('13)	11/26/1983	Seima, CA	Fresno, CA
GEARRIN, Cory ('18)	4/14/1986	Chattanooga, TN	Scottsdale, AZ
GEE, Dillon ('17)	4/29/1986	Cleburne, TX	Fort Worth, TX
GENTRY, Craig ('09-'13)	11/29/1983	Fort Smith, AR	Colleyville, TX
GERMAN, Esteban ('05, '09-'11)	1/26/1978	Santo Domingo, D.R.	Santo Domingo, D.R.
GERMAN, Franklyn ('08)	1/20/1980	San Cristobal, D.R.	San Cristobal, D.R.
GERMANO, Justin ('14)	8/6/1982	Pasadena, CA	San Marcos, CA
GIBAUT, Ian ('19)	11/19/1993	Houston, TX	Houston, TX
GIDEON, Jim ('75)	9/26/1953	Taylor, TX	Austin, TX
GL, Benji ('93, '95-'97)	10/6/1972	Tijuana, MX	Keller, TX
GIMENEZ, Chris ('14-'15)	12/27/1982	Gilroy, CA	Reno, NV
GLANVILLE, Doug ('03)	8/25/1970	Hackensack, NJ	Hartford, CT
GLEATON, Jerry Don ('79-'80)	9/14/1957	Brownwood, TX	Brownwood, TX
GLYNN, Ryan ('99-'01)	11/1/1974	Portsmouth, VA	Fort Myers, FL
GOGOLEWSKI, Bill ('72-'73)	10/26/1947	Oshkosh, WI	Oshkosh, WI
GOLSON, Greg ('09)	9/17/1985	Austin, TX	Austin, TX
GOMEZ, Carlos ('16-'17)	12/4/1985	Santiago, D.R.	Santiago, D.R.
GOMEZ, Jeanmar ('19)	2/10/1988	Caracas, VZ	Pembroke Pines, FL
GONZALES, Rene ('96)	9/3/1960	Austin, TX	Covina, CA
GONZALEZ, Adrian ('04-'05)	5/8/1982	San Diego, CA	La Jolla, CA
GONZALEZ, Alberto ('12)	4/18/1983	Maracaibo, VZ	Fair Oak, CA
GONZALEZ, Chi Chi ('15-'16)	1/15/1992	Boynton Beach, FL	Delray Beach, FL
GONZALEZ, Juan ('89-'99, '02-'03)	10/20/1969	Vega Baja, PR	Vega Baja, PR
GONZALEZ, Michael ('11)	5/23/1978	Robstown, TX	Deer Park, TX
GONZÁLEZ, Miguel ('17)	5/27/1984	Guadalajara, MX	Lakewood Ranch, FL
GOODWIN, Tom ('97-'99)	7/27/1968	Fresno, CA	Corinth, TX
GORDON, Brian ('08)	8/16/1978	West Point, NY	Round Rock, TX
GOSSAGE, Rich ('91)	7/5/1951	Colorado Springs, CO	Colorado Springs, CO
GOSSSELIN, Philip ('17)	10/3/1988	West Chester, PA	Malvern, PA
GRAY, Gary ('77-'79)	9/21/1952	New Orleans, LA	LaPlace, LA
GREEN, Gary ('90-'91)	1/14/1962	Pittsburgh, PA	Pittsburgh, PA
GREEN, Scarborough ('99-'00)	6/9/1974	Creve Coeur, MO	Irvine, TX
GREENE, Todd ('02-'03)	5/8/1971	Augusta, GA	Alpharetta, GA
GREER, Rusty ('94-'03)	1/21/1969	Fort Rucker, AL	Colleyville, TX
GRIEVE, Tom ('72-'77)	3/4/1948	Pittsfield, MA	Arlington, TX
GRIFFIN, A.J. ('16-'17)	1/28/1988	El Cajon, CA	Scottsdale, AZ
GRILLI, Jason ('09, '17)	11/11/1976	Royal Oak, MI	Orlando, FL
GRIMM, Justin ('12-'13)	8/16/1988	Bristol, TN	Bristol, VA
GROSS, Kevin ('95-'96)	6/8/1961	Downey, CA	Claremont, CA
GRUBB, John ('78-'82)	8/4/1948	Richmond, VA	Chester, VA
GRYBOSKI, Kevin ('05)	11/15/1973	Wilkes-Barre, PA	Venetia, PA
GUANTE, Cecilio ('88-'89)	2/1/1960	Villa Mella, D.R.	Santo Domingo, D.R.
GUARDADO, Eddie ('08-'09)	10/2/1970	Stockton, CA	Tustin, CA
GUERRERO, Vladimir ('10)	2/9/1975	Nizao, D.R.	Don Gregorio, D.R.
GUERRIERI, Taylor ('19)	12/1/1992	Augusta, GA	Vero Beach, FL
GUNDERSON, Eric ('97-'99)	3/29/1966	Portland, OR	Camas, WA
GUZMAN, Cristian ('11)	3/21/1978	Santo Domingo, D.R.	Las Maria, D.R.
GUZMAN, Freddy ('06-'07)	1/20/1981	Santo Domingo, D.R.	Santo Domingo, D.R.
GUZMAN, Jose ('85-'88, '91-'92)	4/9/1963	Santa Isabel, PR	Southlake, TX
GUZMAN, Ronald ('18-'19)	10/20/1994	La Vega, D.R.	La Vega, D.R.
HAFNER, Travis ('02)	6/3/1977	Jamestown, ND	Sykeston, ND
HAIRSTON, Jerry Jr. ('06-'07)	5/29/1976	Naperville, IL	Scottsdale, AZ
HALL, Drew ('89)	3/27/1963	Louisville, KY	Louisville, KY
HAMBURGER, Mark ('11)	2/5/1987	St. Paul, MN	Shoreview, MN
HAMELS, Cole ('15-'18)	12/27/1983	San Diego, CA	Southlake, TX
HAMILTON, Darryl ('96)	12/3/1964	Baton Rouge, LA	Died 6/21/15 (50)
HAMILTON, Josh ('08-'12, '15)	5/21/1981	Raleigh, NC	Keller, TX
HAND, Rich ('72-'73)	7/10/1948	Bellevue, WA	Argyle, TX
HANDS, Bill ('74-'75)	5/6/1940	Hackensack, NJ	Died 3/9/17 (76)
HARDEN, Rich ('10)	11/30/1981	Victoria, BC	Phoenix, AZ
HARE, Shawn ('95)	3/26/1967	St. Louis, MO	Los Angeles, CA
HARGAN, Steve ('74-'77)	9/8/1942	Fort Wayne, IN	Palm Springs, CA
HARGROVE, Mike ('74-'78)	10/26/1949	Perryton, TX	Richwood, OH
HARRAH, Toby ('72-'78, '85-'86)	10/26/1948	Sissonville, WV	Azle, TX
HARRELL, Lucas ('16)	6/3/1985	Springfield, MO	St. Petersburg, FL

PLAYERS	DOB	BIRTHPLACE	RESIDENCE
HARRELSON, Bud ('80)	6/6/1944	Niles, CA	Hauppauge, NY
HARRIS, Donald ('91-'93)	11/12/1967	Waco, TX	Selma, TX
HARRIS, Greg ('85-'87)	11/2/1955	Lynwood, CA	Canyon Lake, CA
HARRIS, Vic ('72-'73)	3/27/1950	Los Angeles, CA	Los Angeles, CA
HARRISON, Matt ('08-'15)	9/16/1985	Durham, NC	Creedmoor, NC
HART, Jason ('02)	9/5/1977	Walnut Creek, CA	Springfield, MO
HART, Mike ('80)	12/20/1951	Kalamazoo, MI	Bonita Springs, FL
HASELMAN, Bill ('90, '98, '00-'02)	5/25/1966	Long Branch, NJ	New Castle, WA
HATCHER, Billy ('95)	10/4/1960	Williams, AZ	Cincinnati, OH
HAUSCHILD, Mike ('17)	1/22/1990	Dayton, OH	Beavercreek, OH
HAUSCHILD, Ray ('98)	4/27/1961	Enid, OK	Norman, OK
HEARN, Taylor ('19)	8/30/1994	Royse City, TX	Dallas, TX
HEINEMAN, Scott ('19)	12/4/1992	Pacific Palisades, CA	Pacific Palisades, CA
HELLING, Rick ('94-'01)	12/15/1970	Devils Lake, ND	Excelsior, MN
HENDERSON, Ken ('77)	6/15/1946	Carroll, IA	Haverford, PA
HENKE, Tom ('82-'84, '93-'94)	12/21/1957	Kansas City, MO	Jefferson City, MO
HENNEMAN, Mike ('96)	12/11/1961	St. Charles, MO	Overland Park, KS
HENNINGER, Rick ('73)	1/11/1948	Hastings, NE	Pottsboro, TX
HENRY, Dwayne ('84-'88)	2/16/1962	Elkton, MD	Middletown, DE
HEREDIA, Gil ('96)	10/26/1965	Nogales, AZ	Tucson, AZ
HEREDIA, Wilson ('95, '97)	3/30/1972	La Romana, D.R.	La Romana, D.R.
HERNANDEZ, Jonathan ('19)	7/6/1996	Memphis, TN	Santiago, D.R.
HERNANDEZ, Jose ('91)	7/14/1969	Vega Alta, PR	Vega Alta, PR
HERNANDEZ, Luis ('12)	6/28/1984	Quibor, VZ	Boca Raton, FL
HERNANDEZ, Xavier ('97-'98)	8/16/1965	Port Arthur, TX	Sugar Land, TX
HIDALGO, Ricardo ('05)	6/28/1975	Caracas, VZ	Orlando, FL
HILL, Ken ('96-'97)	12/14/1965	Lynn, MA	Southlake, TX
HINTON, Rich ('72)	5/22/1947	Tucson, AZ	Sarasota, FL
HOERNER, Joe ('76)	11/12/1936	Dubuque, IA	Died 10/4/96 (59)
HOFFMAN, Guy ('88)	7/9/1956	Ottawa, IL	Bloomington, IL
HOLADAY, Bryan ('16)	11/19/1987	Dallas, TX	Fort Worth, TX
HOLLAND, Derek ('09-'16)	10/9/1986	Newark, OH	Irving, TX
HOLLANDSWORTH, Todd ('02)	4/20/1973	Dayton, OH	Barrington, IL
HOLLE, Gary ('79)	8/11/1954	Albany, NY	Cohoes, NY
HONEYCUTT, Rick ('81-'83, '94)	6/29/1954	Chattanooga, TN	Ringgold, GA
HOOTON, Burt ('85)	2/17/1950	Greenville, TX	San Antonio, TX
HOOVER, John ('90)	12/22/1962	Fresno, CA	Died 7/8/14 (51)
HORN, Sam ('95)	11/2/1963	Dallas, TX	Cranston, RI
HORTON, Willie ('77)	10/18/1942	Arno, VA	Bloomfield, IN
HOSTETLER, Dave ('82-'84)	3/27/1956	Pasadena, CA	Arlington, TX
HUGH, Charlie ('80-'90)	15/1948	Honolulu, HI	Brea, CA
HOWARD, Chris ('95)	11/18/1965	Lynn, MA	Nahant, MA
HOWARD, Frank ('72)	8/8/1936	Columbus, OH	Aldre, VA
HOWE, Steve ('87)	3/10/1958	Pontiac, MI	Died 4/28/06 (48)
HOWELL, Jay ('94)	11/26/1955	Miami, FL	Suwanee, GA
HOWELL, Roy ('74-'77)	12/18/1953	Lompoc, CA	Shell Beach, CA
HOYING, Jared ('16-'17)	5/18/1989	Sidney, OH	Fort Loramie, OH
HUANG, Wei-Chieh ('19)	9/26/1993	Taitung, Taiwan	Taitung City, Taiwan
HUBBARD, Mike ('01)	2/16/1971	Lynchburg, VA	Richmond, VA
HUCKABY, Ken ('04)	1/27/1971	San Leandro, CA	Chandler, AZ
HUDSON, Charlie ('73)	8/18/1949	Ada, OK	Colgate, OK
HUGHES, Travis ('04)	5/25/1978	Newton, KS	Lincoln, NE
HULSE, David ('92-'94)	2/25/1968	San Angelo, TX	Colleyville, TX
HUNTER, Tommy ('80-'11)	7/3/1986	Tuscaloosa, AL	Indianapolis, IN
HURLEY, Eric ('08)	9/17/1985	Sikeston, MO	St. John's, FL
HURT, Bruce ('94)	3/24/1958	St. George, UT	Frisco, TX
HURST, James ('94)	6/1/1967	Plantation, FL	Indianapolis, IN
HUSON, Jeff ('90-'93)	8/15/1964	Scottsdale, AZ	Parker, CO
HUTCHISON, Drew ('18)	8/22/1990	Lakeland, FL	Tampa, FL
HYZDU, Adam ('06)	12/6/1971	San Jose, CA	Mesa, AZ
INCAVIGLIA, Pete ('86-'90)	4/2/1964	Pebble Beach, CA	Argyle, TX
IRABU, Hideki ('02)	5/5/1969	Hyogo, Japan	Died 7/27/11 (42)
IRWIN, Phil ('14)	2/25/1987	Germantown, TN	Collierville, TN
JACKSON, Chuck ('94)	3/19/1963	Seattle, WA	Asheville, NC
JACKSON, Luke ('15-'16)	8/24/1991	Fort Lauderdale, FL	Southwest Ranches, FL
JAMES, Chris ('93-'94)	10/4/1962	Rusk, TX	Nacogdoches, TX
JANESKI, Gerry ('72)	4/18/1946	Pasadena, CA	San Juan Capistrano, CA
JEFFCOAT, Mike ('87-'92)	8/3/1959	Pine Bluff, AR	Arlington, TX
JEFFRESS, Jeremy ('16-'17)	9/21/1987	South Boston, VA	Phoenix, AZ
JENKINS, Fergie ('74-'75, '78-'81)	12/13/1942	Chatham, ON	Antheim, AZ
JENNINGS, Jason ('08-'09)	7/17/1978	Dallas, TX	Frisco, TX
JENSEN, Marcus ('01)	12/14/1972	Oakland, CA	Scottsdale, AZ
JEPSEN, Kevin ('18)	7/26/1984	Anaheim, CA	Chandler, AZ
JIMENEZ, A.J. ('17)	5/1/1990	San Juan, PR	Guaynabo, P.R.
JIMENEZ, D'Angelo ('06)	12/21/1977	Santo Domingo, D.R.	West New York, NJ
JOHNSON, Alex ('73-'74)	12/7/1942	Helena, AR	Died 2/28/15 (72)
JOHNSON, Bobby ('81-'83)	7/31/1959	Dallas, TX	Denver, CO
JOHNSON, Cliff ('85)	7/22/1947	San Antonio, TX	Converse, TX
JOHNSON, John Henry ('79-'81)	8/21/1956	Houston, TX	Mayetta, KS
JOHNSON, Jonathan ('98-'01)	7/16/1974	LaGrange, GA	Irmo, SC
JOHNSON, Lamar ('82)	9/2/1950	Bessemer, AL	Arlington, TX
JONES, Andrew ('09)	4/23/1977	Willemstad, Curacao	El Dorado Hills, CA
JONES, Bobby ('74-'75, '81, '83-'86)	10/11/1949	Elkton, MD	Tulsa, OK
JONES, Dalton ('72)	12/10/1943	McComb, MS	Liberty, MS
JONES, Jason ('03)	10/17/1976	Marietta, GA	Smyrna, GA
JONES, Odel ('83-'84)	1/13/1953	Tulare, CA	Beaverton, OR
JORDAN, Brian ('04)	3/29/1967	Baltimore, MD	Canton, GA
JORGENSEN, Mike ('78-'79)	8/16/1948	Passaic, NJ	Fenton, MO
JUDD, Mike ('01)	6/30/1975	San Diego, CA	San Diego, CA
JURADO, Ariel ('18-'19)	1/30/1996	Aguadulce, Panama	Nata, Panama
KAINER, Don ('80)	9/3/1955	Houston, TX	Conroe, TX
KAPLER, Gabe ('00-'02)	7/31/1975	Hollywood, CA	Malibu, CA
KARSAY, Steve ('05)	3/24/1972	Flushing, NY	Scottsdale, AZ
KATA, Matt ('07)	3/14/1978	Fairview Park, OH	Alvon Lake, OH
KEKICH, Mike ('75)	4/2/1945	San Diego, CA	Albuquerque, NM
KELA, Keone ('15-'18)	4/16/1993	Los Angeles, CA	Dallas, TX
KELLEY, Shawn ('19)	4/26/1984	Louisville, KY	Cleveland, TN
KELLY, Roberto ('98-'99)	10/1/1964	Panama City, Panama	Arlington, TX
KEMP, Steve ('88)	8/7/1954	San Angelo, TX	Laguna Nigel, CA
KERN, Jim ('79-'81)	3/15/1949	N. Ridgeville, OH	Granbury, TX
KILGUS, Paul ('87-'88)	2/2/1962	Bowling Green, KY	Bowling Green, KY

FRONT OFFICE

COACHES

PLAYERS

2019 REVIEW

OPPONENTS

RECORDS

DEVELOPMENT

MEDIA

PLAYERS	DOB	BIRTHPLACE	RESIDENCE
KINER-FALEFA, Isiah ('18-'19)	3/23/1995	Honolulu, HI	Honolulu, HI
KING, Hal ('72)	2/1/1944	Oviedo, FL	Oviedo, FL
KINSLER, Ian ('06-'13)	6/22/1982	Tucson, AZ	Dallas, TX
KIRKMAN, Michael ('10-'14)	9/18/1986	Lake City, FL	Lake City, FL
KIRKPATRICK, Ed ('77)	10/8/1944	Spokane, WA	Died 11/15/10 (66)
KLEIN, Phil ('14-'16)	4/30/1989	Columbus, OH	Celina, TX
KNORR, Randy ('00)	11/12/1968	San Gabriel, CA	Tampa, FL
KNOWLES, Darold ('77)	12/9/1941	Brunswick, MO	Oldsmar, FL
KOLB, Danny ('99-'02)	3/29/1975	Sterling, IL	Walton, IL
KORONKA, John ('06-'07)	7/3/1980	Clearwater, FL	Clermont, FL
KOZMANOFF, Kevin ('14)	7/25/1981	Newport Beach, CA	Lakewood, CO
KOZLOWSKI, Ben ('02)	8/16/1980	St. Petersburg, FL	Seminole, FL
KOZMA, Pete ('17)	4/11/1988	Tulsa, OK	Broken Arrow, OK
KREMMEL, Jim ('73)	2/28/1949	Belleville, IL	Died 10/12/12 (64)
KREUTER, Chad ('88-'91, '03)	8/26/1964	Greenbrae, CA	Miami, FL
KUBIAK, Ted ('72)	5/12/1942	New Brunswick, NJ	San Diego, CA
KUNKEL, Jeff ('84-'90)	3/25/1962	West Palm Beach, FL	Highland Village, TX
LACEY, Bob ('81)	8/25/1953	Fredericksburg, VA	Mesa, AZ
LACHOWICZ, Al ('83)	9/6/1960	Pittsburgh, PA	Granbury, TX
LAHOUD, Joe ('76)	4/14/1947	Danbury, CT	Woodbury, CT
LAIRD, Gerald ('03-'08)	11/13/1949	Westminster, CA	Peoria, AZ
LAMB, Mike ('00-'03)	8/9/1975	West Covina, CA	Cota de Caza, CA
LEWIS, Jason ('72)	12/28/1950	Oakland, CA	Dana Point, CA
LEACH, Rick ('89)	5/4/1957	Ann Arbor, MI	Farmington Hills, MI
LEARY, Tim ('94)	12/23/1958	Santa Monica, CA	Santa Monica, CA
LECLERC, José ('16-'19)	12/19/1993	Esperanza, D.R.	Esperanza, D.R.
LEDEE, Ricky ('00-'01)	11/22/1973	Ponce, PR	Salinas, PR
LEE, Carlos ('06)	6/20/1976	Aguadulce, Panama	Aguadulce, Panama
LEE, Cliff ('10)	8/30/1978	Benton, AR	Little Rock, AR
LEE, Corey ('99)	12/26/1974	Raleigh, NC	Clayton, NC
LEE, Manuel ('93-'94)	6/17/1965	San Pedro de Macoris, D.R.	Spring, TX
LEFFERTS, Craig ('93)	9/29/1957	Munich, West Germany	Phoenix, AZ
LEIBRANDT, Charlie ('93)	10/4/1956	Chicago, IL	Alpharetta, GA
LEON, Danny ('92)	4/3/1967	La Concepcion, VZ	Cementerio, VZ
LEVINE, Alan ('98)	5/22/1968	Park Ridge, IL	Belleville, IL
LEWALYN, Dennis ('80)	8/11/1953	Pensacola, FL	Pensacola, FL
LEWIS, Colby ('02-'04, '10-'12, '14-'16)	8/27/1979	Bakersfield, CA	Bakersfield, CA
LEYRIZ, Jim ('97)	12/27/1963	Lakewood, OH	Cooper City, FL
LINDBLAD, Paul ('72, '77-'78)	8/9/1941	Chanute, KS	Died 1/1/06 (65)
LINDBLOM, Josh ('13)	6/15/1987	Lafayette, IN	West Lafayette, IN
LISI, Rick ('81)	3/17/1956	Halifax, NS	Rogers, AR
LITTLETON, Wes ('06-'08)	9/2/1982	Hayward, CA	Canyon Lake, CA
LOAIZA, Esteban ('98-'00)	12/31/1971	Tijuana, MX	Chula Vista, CA
LOE, Kameron ('04-'08)	9/10/1981	Simi Valley, CA	Scottsdale, AZ
LOFTON, Kenny ('07)	5/31/1967	East Chicago, IN	Marina del Ray, CA
LOHSE, Kyle ('16)	10/4/1978	Chico, CA	El Dorado Hills, CA
LOVITTO, Joe ('72-'76)	1/6/1951	San Pedro, CA	Died 5/19/01 (50)
LOWE, Derek ('13)	6/1/1973	Dearborn, MI	Fort Myers, FL
LOWE, Mark ('10-'12)	6/7/1983	Houston, TX	Peoria, AZ
LOWENSTEIN, John ('78)	1/27/1947	Wolf Point, MT	East Providence, RI
LUCROY, Mike ('86-'87)	3/26/1964	St. Louis, MO	Jupiter, FL
LUCROY, Jonathan ('16-'17)	6/13/1986	Eustis, FL	Westlake, TX
LUDWICK, Ryan ('02-'03)	7/13/1978	Satellite Beach, FL	Georgetown, TX
LVLE, Sparky ('79-'80)	7/22/1944	DuBois, PA	Voortees, NJ
LYNN, Lance ('19)	5/12/1987	Indianapolis, IN	Brentwood, TN
MACKANIN, Pete ('73-'74)	8/1/1951	Chicago, IL	Scottsdale, AZ
MADDOX, Elliott ('72-'73)	12/21/1947	East Orange, NJ	Coral Springs, FL
MADLOCK, Bill ('73)	1/2/1951	Memphis, TN	Henderson, NV
MADRIGAL, Warner ('08-'09)	3/21/1984	San Pedro de Macoris, D.R.	Tampa, FL
MADRUDER, Chris ('01)	4/26/1977	Tacoma, WA	Yakima, WA
MAHAR, Kevin ('07)	6/8/1981	Pontiac, MI	Indianapolis, IN
MAHAY, Ron ('03-'07)	6/28/1971	Crestwood, IL	Burbank, CA
MAHLBERG, Greg ('78-'79)	8/8/1952	Milwaukee, WI	Tucson, AZ
MAHLER, Mickey ('86)	7/30/1952	Montgomery, AL	Sandy, UT
MAHOMES, Pat ('01)	8/9/1970	Bryan, TX	Tyler, TX
MALDONADO, Candy ('95)	9/5/1960	Huracame, PR	Arecibo, PR
MALLOY, Bob ('87)	11/24/1964	Garland, TX	Allen, TX
MANN, Brandon ('18)	5/16/1984	Tacoma, WA	Sumner, WA
MANON, Ramon ('90)	1/20/1968	Santo Domingo, D.R.	Sabana Perdida, D.R.
MANRIQUE, Fred ('89)	5/11/1961	Edo Bolivar, VZ	Edo Bolivar, VZ
MANUEL, Barry ('91-'92)	8/12/1965	Mamou, LA	Opeolusas, LA
MARINEZ, Jhan ('17)	8/12/1988	Santo Domingo, D.R.	Santo Domingo, D.R.
MARSHALL, Mike ('77)	1/15/1943	Adrian, MI	Zephyr Hills, FL
MARTIN, Brett ('19)	4/28/1995	Morristown, TN	Morristown, TN
MARTIN, Chris ('18-'19)	6/2/1986	Arlington, TX	Keller, TX
MARTIN, Leonys ('11-'15)	3/6/1988	Villa Clara, Cuba	Weston, FL
MARTINEZ, Dave ('00)	9/26/1964	Brooklyn, NY	Safety Harbor, FL
MARTINEZ, Luis ('12)	4/3/1985	Miami, FL	Miami, FL
MARTINEZ, Marty ('72)	8/23/1941	Havana, Cuba	Died 3/8/07 (66)
MARTINEZ, Nick ('14-'17)	8/5/1990	Hialeah, FL	Miami, FL
MARZANO, John ('95)	2/14/1963	Philadelphia, PA	Died 4/19/08 (45)
MASON, Jim ('72-'73, '77-'78)	8/14/1950	Mobile, AL	Theodore, AL
MASON, Mike ('82-'87)	11/21/1958	Fairbairn, MN	Fairhanssen, MN
MASSET, Nick ('06)	6/17/1982	St. Petersburg, FL	Largo, FL
MATEO, Ruben ('99-'01)	2/10/1978	San Cristobal, D.R.	San Cristobal, D.R.
MATHEWS, Terry ('91-'92)	10/5/1964	Alexandria, LA	Died 2/24/12 (47)
MATHIS, Doug ('08-'10)	6/7/1983	Maryvale, AZ	Peoria, AZ
MATHIS, Jeff ('19)	3/31/1983	Marianna, FL	Santa Rosa Beach, FL
MATLACK, Jon ('78-'83)	1/19/1950	West Chester, PA	Johnsburg, NY
MATTHEWS, Gary Jr. ('04-'06)	8/25/1974	San Francisco, CA	Corona del Mar, CA
MAURER, Rob ('91-'92)	1/7/1967	Evansville, IN	Evansville, IN
MAY, Dave ('77)	12/23/1943	New Castle, DE	Died 10/20/12 (68)
MAY, Scott ('88)	11/11/1961	West Bend, WI	Tampa, FL
MAZARA, Nomar ('16-'19)	4/26/1995	Santo Domingo, D.R.	Santo Domingo, D.R.
MAZZILLI, Lee ('82)	3/25/1955	New York, NY	Greenwich, CT
MCCALL, Larry ('79)	9/8/1952	Asheville, NC	Chandler, NC
MCCARTHY, Brandon ('07-'09)	7/7/1983	Glendale, CA	Phoenix, AZ
MCCLELLAN, Kyle ('13)	6/12/1984	Frisant, MO	Frissant, MO
MCCULLERS, Lance ('92)	38/1984	Tampa, FL	Tampa, FL
MCCUTCHEEN, Daniel ('14)	9/26/1982	McKinney, TX	New Braunfels, TX

PLAYERS	DOB	BIRTHPLACE	RESIDENCE
McDONALD, Jason ('00)	3/20/1972	Modesto, CA	Sacramento, CA
McDOUGALL, Marshall ('05)	12/19/1978	Jacksonville, FL	Wesley Chapel, FL
McDOWELL, Oddibe ('85-'88, '94)	8/25/1962	Hollywood, FL	West Park, FL
McDOWELL, Roger ('95)	12/21/1960	Cincinnati, OH	Marietta, GA
McGINNIS, Russ ('92)	6/18/1963	Coffeyville, KS	San Diego, CA
McGUINNESS, Chris ('13)	4/11/1988	Charleston, SC	Charleston, SC
McLAUGHLIN, Joey ('84)	7/11/1956	Tulsa, OK	Sapulpa, OK
McEMORE, Mark ('95-'99)	10/04/1964	San Diego, CA	Haltom City, TX
McMURTRY, Craig ('88-'90)	11/5/1959	Tempe, TX	Troy, TX
MEDICH, Doc ('78-'82)	12/9/1948	Aliquippa, PA	Aliquippa, PA
MEIER, Dave ('87)	8/8/1959	Helena, MT	San Diego, CA
MELHUSE, Adam ('07-'08)	3/27/1972	Santa Clara, CA	San Luis Obispo, CA
MENCH, Kevin ('02-'06)	1/17/1978	Wilmington, DE	Keller, TX
MENDEZ, Roman ('14-'15)	7/25/1990	San Pedro de Macoris, D.R.	San Pedro de Macoris, D.R.
MENDEZ, Yohander ('16-'19)	11/17/1995	Valencia, VZ	Valencia, VZ
MENDOZA, Luis ('07-'09)	8/31/1983	Veracruz, MX	Mexico City, MX
MENDOZA, Mario ('81-'82)	12/26/1950	Chihuahua, MX	Navojoa, MX
MERCADO, Orlando ('86)	11/7/1961	Arecibo, PR	Arecibo, PR
MERCEDES, Henry ('97)	7/23/1969	Santo Domingo, D.R.	Eagle Point, OR
MERCER, Mark ('81)	5/22/1954	Fort Bragg, NC	Minneapolis, MN
MERIDITH, Ron ('86-'87)	11/26/1956	San Pedro, CA	San Clemente, CA
MERRITT, Jim ('73-'75)	12/9/1943	Aitadena, CA	Menifee, CA
MERCER, Travis ('07-'08)	12/7/1982	Manhattan, KS	Long Beach, CA
MEYER, Drew ('06)	8/29/1981	Charleston, SC	Simpsonville, SC
MICELI, Dan ('02)	9/9/1970	Newark, NJ	Oviedo, FL
MICHALAK, Chris ('01-'02)	1/4/1971	Joliet, IL	Keller, TX
MIDDLEBROOKS, Will ('17)	9/9/1988	Greenville, TX	Scottsdale, AZ
MIELKE, Gary ('87, '89-'90)	1/28/1963	St. James, MN	N. Mankato, MN
MIKOLAS, Miles ('14)	8/23/1988	Jupiter, FL	Jupiter, FL
MILLER, Eddie ('77)	6/29/1957	San Pablo, CA	San Pablo, CA
MILLER, Shelby ('19)	10/10/1990	Houston, TX	Phoenix, AZ
MILLWOOD, Kevin ('06-'09)	12/24/1974	Gastonia, NC	Gainesville, GA
MINCHER, Don ('72)	6/24/1938	Huntsville, AL	Died 3/4/12 (73)
MINOR, Mike ('18-'19)	12/26/1987	Chapel Hill, TN	Knoxville, TN
MIRABELLA, Paul ('78-'82)	3/20/1954	Belleville, NJ	Morristown, NJ
MIRABELLI, Doug ('01)	10/18/1970	Kingman, AZ	Traverse City, MI
MOCATES, Dave ('74-'76)	1/30/1948	Great Lakes, IL	Bradenton, FL
MOCHIZUCI, Dale ('86-'88)	1/25/1956	Cleveland, OH	Buffalo, NY
MOLINA, Bengie ('10)	7/20/1974	Rio Piedras, PR	Gilbert, AZ
MONROE, Craig ('01)	2/27/1977	Texarkana, TX	Cedar Hill, TX
MONTANEZ, Willie ('79)	4/1/1948	Catano, PR	Caguas, PR
MONTERO, Rafael ('19)	10/17/1990	Higuerite, D.R.	Santo Domingo, D.R.
MOODY, Eric ('97)	1/6/1971	Greenville, SC	Irmo, SC
MOORE, Matt ('18)	6/18/1989	Fort Walton Beach, FL	Scottsdale, AZ
MOORE, Tommy ('75)	7/7/1948	Lynwood, CA	Pioneertown, CA
MORELAND, Mitch ('10-'16)	9/6/1985	Amory, MS	Pelham, AL
MORENO, Juan ('01)	2/28/1975	Maiquetia, VZ	Cagua, VZ
MORET, Roger ('77-'78)	9/16/1949	Guayama, PR	Guayama, PR
MORGAN, Mike ('99)	10/8/1959	Tulare, CA	Park City, UT
MOSCOSO, Guillermo ('09-'10)	11/14/1983	Maracay, VZ	Lakeland, FL
MOUNCE, Tony ('03)	2/8/1975	Sacramento, CA	Metairie, LA
MOYER, Jamie ('89-'90)	11/18/1962	Sellersville, PA	Granger, IN
MUNOZ, Mike ('99-'00)	7/2/1965	Baldwin Park, CA	Southlake, TX
MURPHY, David ('07-'13)	10/18/1981	Houston, TX	Southlake, TX
MURPHY, Donnie ('14)	3/10/1983	Lakewood, CA	Scottsdale, AZ
MURRAY, A.J. ('07-'08)	3/17/1982	Vernal, UT	Vernal, UT
MURRAY, Calvin ('02)	7/30/1971	Dallas, TX	Spring, TX
MURRAY, Dale ('85)	2/2/1950	Cuero, TX	Yorktown, TX
MYETTE, Aaron ('01-'02)	9/26/1977	New Westminster, BC	Blaine, WA
NAPOLI, Mike ('11-'12, '15, '17)	10/31/1981	Hollywood, FL	Fort Lauderdale, FL
NARRON, Sam ('04)	7/12/1981	Goldsboro, NC	Goldsboro, NC
NATHAN, Joe ('12-'13)	11/22/1974	Houston, TX	Knoxville, TN
NELSON, Dave ('72-'75)	6/20/1944	Fort Sill, OK	Died 4/22/18 (73)
NELSON, Gene ('93)	12/3/1960	Tampa, FL	Arlington, TX
NELSON, Jeff ('04)	11/17/1966	Baltimore, MD	Jupiter, FL
NEN, Robb ('93)	11/28/1969	San Pedro, CA	Coto de Caza, CA
NEVIN, Phil ('05-'06)	1/19/1971	Fullerton, CA	Poway, CA
NEWMAN, Al ('92)	6/30/1960	Kansas City, MO	Ontario, CA
NEWSON, Warren ('96-'98)	7/3/1964	Newman, GA	Keller, TX
NICHOLAS, Brett ('16-'17)	7/18/1988	Phoenix, AZ	Phoenix, AZ
NICHTING, Chris ('95)	5/13/1966	Cincinnati, OH	Cincinnati, OH
NIPPERT, Dustin ('08-'10)	5/6/1981	Wheeling, WV	Powhatan Point, OH
NITKOWSKI, C.J. ('02-'03)	3/9/1973	Suffern, NY	Alpharetta, GA
NIVAR, Ramon ('03-'04)	2/22/1980	San Cristobal, D.R.	San Cristobal, D.R.
NIX, Laynce ('03-'06)	10/30/1980	Houston, TX	Irving, TX
NIXON, Otis ('95)	1/9/1959	Evergreen, NC	Woodstock, GA
NOESI, Hector ('14)	1/26/1987	Esperanza, D.R.	Mao, D.R.
NOLES, Dickie ('84-'85)	11/19/1956	Charlotte, NC	Aston, PA
NOLTE, Eric ('91)	4/28/1964	Canoga, CA	Hemet, CA
NORMAN, Nelson ('78-'81)	5/23/1958	San Pedro de Macoris, D.R.	Palm Bay, FL
NORRIS, Jim ('80)	12/20/1948	Brooklyn, NY	Burleson, TX
NUÑEZ, Edwin ('92)	5/27/1963	Humacao, PR	Phoenix, AZ
NUÑEZ, Renato ('8)	4/14/1994	Valencia, VZ	Valencia, VZ
O'BRIEN, Pete ('82-'88)	2/9/1958	Santa Monica, CA	Colleyville, TX
O'DAY, Darren ('09-'11)	10/22/1982	Jacksonville, FL	Colleyville, TX
O'MALLEY, Tom ('87)	12/25/1960	Orange, NJ	Montoursville, PA
ODOR, Rounged ('14-'19)	2/3/1994	Maracaibo, VZ	Dallas, TX
OGANDO, Alexi ('10-'14)	10/5/1983	San Pedro de Macoris, D.R.	San Pedro de Macoris, D.R.
OHLENDORF, Ross ('15)	8/8/1982	Austin, TX	Austin, TX
OJEDA, Miguel ('06)	1/29/1975	Guaymas, MX	Mazatlan, MX
OLIVER, Al ('78-'81)	10/14/1946	Portsmouth, OH	Portsmouth, OH
OLIVER, Darren ('93-'98, '00-'01, '10-'11)	10/6/1970	Kansas City, MO	Grapevine, TX
OLT, Mike ('12)	8/27/1988	New Haven, CT	Branford, CT
ORTIZ, Hector ('02)	10/14/1969	Rio Piedras, PR	Peoria, AZ
ORTIZ, Joseph ('13)	8/13/1990	Caracas, VZ	Caracas, VZ
ORTIZ, Junior ('94)	10/24/1959	Humacao, PR	Humacao, PR
ORTIZ, Luis ('95-'96)	5/25/1970	Santo Domingo, D.R.	N. Richland Hills, TX
OSWALT, Roy ('12)	8/29/1977	Kosciusko, MS	Starkeville, MS
OTSUKA, Akinori ('06-'07)	1/13/1972	Chiba, Japan	San Diego, CA
PACIOREK, Tom ('86-'87)	11/2/1946	Detroit, MI	Eaton, GA

PLAYERS	DOB	BIRTHPLACE	RESIDENCE
PADILLA, Vicente ('06-'09)	9/27/1977	Chinandega, Nicaragua	Chinandega, Nicaragua
PAGLIARULO, Mike ('95)	3/15/1960	Medford, MA	Winchester, MA
PALMEIRO, Rafael ('89-'93; '99-'03)	9/24/1964	Havana, Cuba	Colleyville, TX
PALMER, Dean ('89, '91-'97)	12/27/1968	Tallahassee, FL	Tallahassee, FL
PALUMBO, Joe ('19)	10/26/1994	Stony Brook, NY	Holbrook, NY
PANTHER, Jim ('72)	3/11/1945	Burlington, IA	Fort Myers, FL
PAPE, Ken ('76)	10/11/1951	San Antonio, TX	San Antonio, TX
PARENT, Matt ('91)	9/16/1961	Ashland, OR	Palo Cedro, CA
PARK, Chan Ho ('02-'05)	6/30/1973	Kong Ju City, S. Korea	Marina del Rey, CA
PARRISH, Larry ('82-'88)	11/10/1953	Winter Haven, FL	Fort Gaines, FL
PATTERSON, Bob ('93)	5/16/1969	Jacksonville, FL	Hickory, NC
PATTERSON, Danny ('96-'99)	2/17/1971	San Gabriel, CA	Scottsdale, AZ
PATTON, Spencer ('14-'15)	2/20/1988	Urbana, IL	Farina, IL
PAUL, Mike ('72-'73)	4/18/1945	Detroit, MI	Tucson, AZ
PAVLIK, Roger ('92-'98)	10/4/1967	Houston, TX	Houston, TX
PAYANO, Pedro ('19)	9/27/1994	New York, NY	New York, NY
PEGUERO, Carlos ('15)	2/22/1987	Hondo Valle, D.R.	Tacoma, WA
PELHAM, C.D. ('18)	2/21/1995	Lancaster, SC	Charlotte, NC
PELTIER, Dan ('92-'93)	6/30/1968	Clifton Park, NY	Hastings, MN
PENA, Carlos ('01, '14)	5/17/1978	Santo Domingo, D.R.	Haverhill, MA
PENCE, Hunter ('19)	4/13/1983	Fort Worth, TX	Houston, TX
PEREZ, Carlos ('18)	10/27/1990	Valencia, VZ	Valencia, VZ
PEREZ, Martin ('12-'18)	4/14/1991	Guantanamo, VZ	Guantanamo, VZ
PERISHO, Matt ('98-'00)	6/8/1975	Burlington, IA	Chandler, AZ
PERRY, Gaylord ('75-'77, '80)	9/15/1938	Williamston, NC	Spruce Pines, NC
PERRY, Herbert ('02-'04)	9/15/1969	Live Oak, FL	Mayo, FL
PERZANOWSKI, Stan ('75-'76)	8/25/1950	East Chicago, IN	New Park, PA
PETERSON, Fritz ('76)	2/8/1942	Chicago, IL	Winona, MN
PETROVSEK, Mark ('91, '01)	11/18/1965	Beaumont, TX	Beaumont, TX
PETRALLI, Geno ('85-'93)	9/25/1959	Sacramento, CA	Weatherford, TX
PETTIS, Gary ('90-'91)	4/3/1958	Oakland, CA	San Clemente, CA
PIERZYNSKI, A.J. ('13)	12/30/1976	Bridgehampton, NY	Orlando, FL
PIMENTEL, Stolmy ('15)	2/1/1990	San Cristobal, D.R.	San Cristobal, D.R.
PINA, Horacio ('72)	3/12/1945	Coahuila, MX	Coahuila, MX
POLONI, John ('77)	2/28/1954	Dearborn, MI	Tarpon Springs, FL
PONSON, Sidney ('08)	11/2/1976	Noord, Aruba	Miami, FL
POOLE, Jim ('91)	4/28/1966	Rochester, NY	Alpharetta, GA
POQUETTE, Tom ('81)	10/30/1951	Eau Claire, WI	Sorona, WI
POREDA, Aaron ('14)	10/1/1986	Walnut Creek, CA	Moraga, CA
PORTER, Bo ('01)	7/5/1972	Newark, NJ	Missouri City, TX
PORTER, Darrell ('86-'87)	1/17/1952	Joplin, MO	Died, 8/5/02 (50)
POWELL, Jay ('02-'04)	1/9/1972	Meridian, MS	Ridgeland, MS
PROFAR, Jurickson ('12-'13, '16-'18)	2/20/1993	Willemstad, Curacao	Willemstad, Curacao
PRUITT, Ron ('75)	10/21/1951	Flint, MI	Medina, OH
PRYOR, Greg ('76)	10/2/1949	Marietta, OH	Overland Park, KS
PUJOLS, Luis ('85)	11/18/1955	Santiago, D.R.	Boynton Beach, FL
PUNNAM, Pat ('77-'82)	12/3/1953	Bethel, VT	Fort Myers, FL
QUINTANILLA, Omar ('11)	10/24/1981	El Paso, TX	El Paso, TX
QUIROZ, Guillermo ('07)	11/29/1980	Maracaibo-Zulia, VZ	Maracaibo-Zulia, VZ
RAGLAND, Tom ('72)	6/16/1946	Talladega, AL	Detroit, MI
RAJSICH, Dave ('79-'80)	9/28/1951	Youngstown, OH	Goodyear, AZ
RAMIREZ, Elizardo ('08)	1/28/1983	Villa Mella, D.R.	Santo Domingo, D.R.
RAMIREZ, Erasmo ('03-'05)	4/29/1976	Santa Ana, CA	Santa Ana, CA
RAMIREZ, Max ('08, '10)	10/11/1984	Barquisimeto, VZ	Barquisimeto, VZ
RAMOS, Cesar ('16)	6/22/1984	Los Angeles, CA	La Crescenta, CA
RAMOS, Mario ('03)	10/19/1977	Aurora, IL	Pflugerville, TX
RANAUDO, Anthony ('15-'16)	9/9/1989	Freehold, NJ	Baton Rouge, LA
RANDLE, Lenny ('72-'76)	2/12/1949	Long Beach, CA	Murrieta, CA
RAPADA, Clay ('10)	3/9/1981	Portsmouth, VA	Johnstown, OH
RAY, Chris ('10)	1/12/1982	Tampa, FL	Ashland, VA
REDUS, Gary ('93-'94)	11/1/1956	Tanner, AL	Decatur, AL
REED, Rick ('93-'94)	8/16/1964	Huntington, WV	Proctorville, OH
REGILIO, Nick ('04-'05)	9/4/1978	Miami, FL	Port Orange, FL
REIMER, Kevin ('88-'92)	6/28/1964	Macon, GA	Enderby, B.C.
RELAUFORD, Desi ('07)	9/16/1973	Valdosta, GA	Jacksonville, FL
REYES, Dennys ('02)	4/19/1977	Higuera de Zaragoza, MX	Sinaloa, MX
RHEINICKER, John ('06-'07)	5/29/1979	Belleville, IL	Died 7/18/17 (38)
RHODES, Arthur ('11)	10/24/1969	Waco, TX	Crawford, TX
RICHARDSON, Kevin ('09)	9/12/1980	Mt. Vernon, WA	Marysville, WA
RICHARDT, Mike ('80, '82-'84)	5/24/1958	North Hollywood, CA	Fresno, CA
RILEY, Matt ('05)	8/2/1979	Santa Ana, CA	Oakley, CA
RIOS, Alex ('13-'14)	2/18/1981	Coffee, AL	Guaynabo, P.R.
RIPKEN, Bill ('93-'94, '97)	12/16/1964	Havre de Grace, MD	Fallston, MD
RIVERA, Ruben ('02)	11/14/1973	La Chorrera, Panama	Panama City, Panama
RIVERS, Mickey ('79-'84)	10/31/1948	Miami, FL	Miami, FL
ROBERTS, Dave ('79-'80)	2/17/1951	Lebanon, OR	Fort Worth, TX
ROBERTS, Leon ('81-'82)	1/22/1951	Vicksburg, MI	Arlington, TX
ROBERTS, Ryan ('08)	9/19/1980	Fort Worth, TX	North Richland Hills, TX
ROBERTSON, Daniel ('14)	9/30/1985	Fontana, CA	Tucson, AZ
ROBINSON, Drew ('17-'18)	4/20/1992	Las Vegas, NV	Las Vegas, NV
ROBINSON, Jeff ('92)	12/14/1961	Ventura, CA	Died 10/26/14 (52)
ROBSON, Tom ('74-'75)	11/5/1946	Rochester, NY	Sun Lakes, AZ
ROCKER, John ('02)	10/17/1974	Statesboro, GA	Dunwoody, GA
RODRIGUEZ, Alex ('01-'03)	7/27/1975	New York, NY	Miami, FL
RODRIGUEZ, Guildler ('14)	7/24/1983	Lara, VZ	Barquisimeto, VZ
RODRIGUEZ, Ivan ('91-'02, '09)	11/27/1971	Vega Baja, PR	Sunny Isles Beach, FL
RODRIGUEZ, Ricardo ('04-'05)	5/21/1978	Manga, D.R.	New York, NY
RODRIGUEZ, Ricardo ('17-'18)	8/31/1992	Maracay, VZ	Maracay, VZ
RODRIGUEZ, Rich ('02)	3/1/1963	Downey, CA	Encino, CA
RODRIGUEZ, Wendy ('15)	1/18/1979	Santiago Rodriguez, D.R.	Pearland, TX
ROGERS, Kenny ('89-'95, '00-'02, '04-'05)	11/10/1964	Savannah, GA	Westlake, TX
ROLAND, Jim ('72)	12/14/1942	Franklin, NC	Died 3/6/10 (67)
ROMANO, Jason ('02)	6/24/1979	Tampa, FL	Land O'Lakes, FL
ROSALES, Adam ('13-'15)	5/20/1983	Chicago, IL	Stow, OH
ROSENTHAL, Wayne ('91-'92)	2/19/1965	Brooklyn, NY	Palm Beach Gardens, FL
ROSEN, Seth ('14)	11/2/1988	Fargo, ND	Shoreview, MN
ROSS JR, Robbie ('12-'14)	6/24/1989	Lexington, KY	Lexington, KY
ROSS, Tyson ('17)	4/22/1987	Breitel, CA	Los Angeles, CA
ROTH, Michael ('16)	2/15/1990	Greer, SC	Greenville, SC
ROWEN, Ben ('14)	11/15/1988	Ranchos Palos Verdes, CA	San Diego, CA

PLAYERS	DOB	BIRTHPLACE	RESIDENCE
ROZEMA, Dave ('85-'86)	8/5/1956	Grand Rapids, MI	Grosse Pts. Woods, MI
RUA, Ryan ('14-'18)	3/11/1990	Amherst, OH	Amherst, OH
RUGGIANO, Justin ('16)	4/12/1982	Austin, TX	Heath, TX
RUPE, Josh ('05-'06, '08-'09)	8/18/1982	Portsmouth, VA	Virginia Beach, VA
RUSSELL, Jeff ('85-'92, '95-'96)	9/2/1961	Cincinnati, OH	North Richland Hills, TX
RUSSELL, John ('90-'93)	1/5/1961	Oklahoma City, OK	Odessa, TX
RYAN, Nolan ('89-'93)	1/31/1947	Refugio, TX	Georgetown, TX
SADLER, Donnie ('02-'03)	6/17/1975	Gholson, TX	Valley Mills, TX
SADZECK, Connor ('18)	10/1/1991	Barrington, IL	Farmington, NM
SAGMOEN, Marc ('97)	4/16/1971	Seattle, WA	Mukilteo, WA
ST. JOHN, Locke ('19)	1/31/1993	Birmingham, AL	Pell City, AL
SALTALAMACCHIA, Jarrod ('07-'10)	5/2/1985	West Palm Beach, FL	Wellington, FL
SAMPLE, Billy ('78-'84)	5/2/1955	Roanoke, VA	Washington Township, NJ
SAMPSON, Adrian ('18-'19)	10/7/1991	Redmond, WA	Renton, WA
SANTANA, Danny ('19)	11/7/1990	Monte Plata, D.R.	Santo Domingo, D.R.
SANTANA, Julio ('97-'98)	1/20/1974	San Pedro de Macoris, D.R.	Santo Domingo, D.R.
SANTOS, Victor ('03)	10/2/1976	San Pedro de Macoris, D.R.	San Pedro de Macoris, D.R.
SARDINAS, Luis ('14)	5/16/1993	Bolivar, VZ	Bolivar, VZ
SASSER, Rob ('98)	3/9/1975	Philadelphia, PA	Oakland, CA
SAUNDERS, Joe ('14)	6/16/1981	Fairfax, VA	Phoenix, AZ
SCHPEPPERS, Tanner ('12-'17)	1/17/1987	Mission Viejo, CA	Southlake, TX
SCHIRALDI, Calvin ('91)	6/16/1962	Houston, TX	Austin, TX
SCHMIDT, Dave ('81-'85)	4/22/1957	Niles, MI	Sarasota, FL
SCHOOLER, Mike ('93)	8/10/1962	Anaheim, CA	Mission Viejo, CA
SCOTT, Donnie ('83-'84)	8/16/1961	Dunedin, FL	Pinellas Park, FL
SCRUGGS, Tony ('91)	3/19/1966	Riverside, CA	Culver City, CA
SEANEZ, Rudy ('02)	10/20/1968	Brawley, CA	El Centro, CA
SEBRA, Bob ('85)	12/21/1961	Ridgewood, NJ	Ormond Beach, FL
SEE, Larry ('88)	6/20/1960	Northwaik, CA	Chandler, AZ
SEGLI, David ('00)	7/19/1966	Kansas City, KS	Kansas City, KS
SENE, Aaron ('98-'99)	6/25/1970	Golden Valley, MN	San Juan Capistrano, CA
SHAVE, Jon ('93-'99)	11/4/1967	Waycross, GA	Fernandina Beach, FL
SHELDON, Scott ('98-'01)	11/28/1968	Hammond, IL	League City, TX
SHELLENBACK, Jim ('72-'74)	11/18/1943	Riverside, CA	Parker, AZ
SHELTON, Chris ('08)	6/26/1980	Salt Lake City, UT	South Jordan, UT
SHOUSE, Brian ('03-'05)	9/26/1968	Effingham, IL	Peoria, IL
SIEBERT, Sonny ('73)	1/14/1937	St. Mary's, MO	St. Louis, MO
SIERRA, Ruben ('86-'92; '00-'01; '03)	10/6/1965	Rio Piedras, PR	Miami, FL
SIKORSKI, Brian ('00)	7/27/1974	Detroit, MI	Roseville, MI
SILVESTRI, Dave ('97)	9/29/1967	St. Louis, MO	Chesterfield, MO
SIMMS, Mike ('97-'99)	1/12/1967	Whittier, CA	Lantana, TX
SIMS, Duke ('74)	6/5/1941	Salt Lake City, UT	Las Vegas, NV
SINGER, Bill ('76)	4/24/1944	Los Angeles, CA	Osprey, FL
SKOK, Craig ('76)	9/1/1947	Dobbs Ferry, NY	Lawrenceville, GA
SLAUGHT, Don ('85-'87)	9/11/1958	Long Beach, CA	Rolling Hills, CA
SMALEY, Roy ('75-'76)	10/25/1952	Los Angeles, CA	Elma, MN
SMART, J.D. ('01)	11/2/1973	San Saba, TX	Austin, TX
SMITH, Dan ('92-'94)	8/20/1969	St. Paul, MN	Flower Mound, TX
SMITH, Keith ('77)	5/3/1953	Palmetto, FL	Bradenton, FL
SMITHSON, Mike ('82-'83)	1/21/1955	Centerville, TN	Centerville, TN
SMOAK, Justin ('10)	12/5/1986	Goose Creek, SC	Goose Creek, SC
SMOLINSKI, Jake ('14-'15)	2/9/1989	Rockford, IL	Rockford, IL
SMYLY, Drew ('19)	6/13/1989	Little Rock, AR	Scottsdale, AZ
SNARE, Ryan ('04)	2/8/1979	Clearwater, FL	Norcross, GA
SNYDER, Brad ('14)	5/25/1982	Sandusky, OH	Huntertown, IN
SNYDER, Brandon ('12)	11/23/1986	Las Vegas, NV	Ashburn, VA
SODERHOLM, Eric ('79)	9/24/1948	Cortland, NY	Willowbrook, IL
SOLAK, Nick ('19)	1/11/1995	Woodridge, IL	Jersey Village, TX
SORIA, Joakim ('13-'14)	5/18/1984	Monclova, MX	Scottsdale, AZ
SORIANO, Alfonso ('04-'05)	1/7/1976	San Pedro de Macoris, D.R.	San Pedro de Macoris, D.R.
SOSA, Sammy ('88-'07)	11/2/1968	San Pedro de Macoris, D.R.	San Pedro de Macoris, D.R.
SOTO, Geovany ('12-'14)	1/20/1983	San Juan, PR	Liquilla, PR
SPENCER, Jim ('73-'75)	7/30/1946	Hanover, PA	Died, 2/10/02 (55)
SPENCER, Shane ('03)	2/20/1972	Key West, FL	El Cajon, CA
SPRINGS, Jeffrey ('18-'19)	9/20/1992	Belmont, NC	Dallas, TX
STAIRS, Matt ('06)	2/27/1968	St. John, NB	Bangor, ME
STANDRIDGE, Jason ('05)	11/9/1978	Birmingham, AL	Pinson, AL
STANHOUSE, Don ('72-'74)	2/12/1951	Du Quoin, IL	Trophy Club, TX
STANLEY, Mike ('86-'91)	6/25/1963	Fort Lauderdale, FL	Maitland, FL
STANTON, Mike ('96)	6/2/1967	Houston, TX	Magnolia, TX
STAUB, Rusty ('80)	4/1/1944	New Orleans, LA	Died, 3/29/18 (73)
STEELES, James ('88)	5/30/1961	Jackson, MS	Santa Maria, CA
STEIN, Bill ('81-'85)	1/21/1947	Battle Creek, MI	Canyon Lake, TX
STELMASZEK, Rick ('73)	10/8/1948	Chicago, IL	Died 11/6/17 (69)
STEPHENS, Ray ('92)	9/22/1962	Houston, TX	Charleston, TN
STEVENS, Lee ('85-'99)	11/10/1967	Kansas City, MO	Grand Junction, CO
STEWART, Chris ('07)	2/19/1982	Fontana, CA	Riverside, CA
STEWART, Dave ('83-'85)	2/19/1957	Oakland, CA	Claremont, CA
STILLWELL, Kurt ('96)	6/4/1965	Glendale, CA	Poway, CA
STONE, Jeff ('89)	12/26/1960	Kennett, MO	Portageville, MO
STOTTEMYRE, Todd ('98)	5/20/1965	Yakima, WA	Phoenix, AZ
STRANGE, Doug ('93-'94)	4/13/1964	Greenville, SC	Greenville, SC
STRAUSBORGER, Ryan ('15)	3/4/1988	Elkhart, IN	Osceola, IN
STROP, Pedro ('09-'11)	6/13/1985	San Cristobal, D.R.	San Cristobal, D.R.
STUBBS, Drew ('15-'16)	10/4/1984	Atlanta, TX	Austin, TX
STURTZE, Tanyon ('97)	10/12/1970	Worcester, MA	Delray Beach, FL
SUAREZ, Ken ('72-'73)	4/12/1943	Tampa, FL	Fort Worth, TX
SUDAKIS, Bill ('73)	3/27/1946	Joliet, IL	Indian Wells, CA
SUNDBERG, Jim ('74-'83, '88-'89)	5/18/1951	Galesburg, IL	Arlington, TX
SURHOFF, Rich ('85)	10/3/1962	Bronx, NY	Sinking Spring, PA
TABOR, Greg ('87)	5/21/1961	Castro Valley, CA	Livermore, CA
TANANA, Frank ('82-'85)	7/3/1953	Detroit, MI	Farmington Hills, MI
TATEYAMA, Yoshinori ('11-'12)	12/26/1975	Osaka, Japan	Hokkaido, Japan
TATIS, Fernando ('97-'98)	1/1/1975	San Pedro de Macoris, D.R.	San Pedro de Macoris, D.R.
TAYLOR, Scott ('95)	10/3/1966	Topeka, KS	Wichita, KS
TEAGARDEN, Taylor ('08-'11)	12/21/1983	Dallas, TX	Carrollton, TX
TEIXEIRA, Mark ('03-'07)	4/11/1980	Annapolis, MD	Greenwich, CT
TEJEDA, Robinson ('06-'08)	3/24/1982	Bani, D.R.	Bani, D.R.
TEJERA, Michael ('04-'05)	10/18/1976	Havana, Cuba	Miami, FL
TELFORD, Anthony ('02)	3/6/1966	San Jose, CA	Odessa, FL
TELIS, Tomas ('14-'15)	6/18/1991	El Tigre, VZ	El Tigre, VZ

PLAYERS	DOB	BIRTHPLACE	RESIDENCE
TEPESCH, Nick ('13-'14)	10/12/1988	Kansas City, MO	Blue Springs, MO
TERPKO, Jeff ('74-'76)	10/16/1950	Sayre, PA	Sayre, PA
TETTLETON, Mickey (95-'97)	9/16/1960	Oklahoma City, OK	Oklahoma City, OK
TEWKSBURY, Bob ('95)	11/30/1960	Concord, NH	Concord, NH
THAMES, Marcus ('03)	3/6/1977	Louisville, MS	Louisville, MS
THOMAS, Stan ('74-'75)	7/11/1949	Rumford, ME	Sequim, WA
THOMPSON, Bobby ('78)	11/3/1953	Charlotte, NC	Died 4/25/11 (57)
THOMPSON, Danny ('76)	2/1/1947	Wichita, KS	Died 12/10/76 (29)
THOMPSON, Justin ('05)	3/8/1973	San Antonio, TX	Magnolia, TX
THOMPSON, John ('03)	10/1/1973	Vicksburg, MS	Sulphur, LA
THON, Dickie ('92)	6/20/1958	South Bend, IN	Dorado, PR
TOBIK, Dave ('83-'84)	3/2/1953	Glendive, OH	St. Louis, MO
TOBIN, Carson ('11)	7/8/1987	Glendive, MT	Kent, WA
TOCCI, Carlos ('18)	8/23/1995	Maracay, VZ	Maracay, VZ
TOLLESON, Shawn ('14-'16)	1/19/1988	Dallas, TX	Fairview, TX
TOLLESON, Wayne ('81-'85)	11/22/1955	Spartanburg, SC	Spartanburg, SC
TOMKO, Brett ('11)	4/7/1973	Cleveland, OH	Poway, CA
TORREALBA, Yorvit ('11-'12)	7/19/1978	Caracas, VZ	Parkland, FL
TORRES, Andres ('05)	1/26/1978	Aguada, PR	Aguada, PR
TOVAR, Cesar ('74-'75)	7/3/1940	Caracas, VZ	Died 7/14/94 (54)
TREANOR, Matt ('10-'11)	3/3/1976	Garden Grove, CA	Long Beach, CA
TREMIÉ, Chris ('98)	10/17/1969	Houston, TX	New Waverly, TX
TREVINO, Jose ('18-'19)	11/28/1992	Corpus Christi, TX	Frisco, TX
TUCKER, Ryan ('11)	12/6/1986	Burbank, CA	Temple City, CA
UEHARA, Koji ('11-'12)	4/3/1975	Osaka, Japan	Reisterstown, MD
UMBARGER, Jim ('75-'78)	2/17/1953	Burbank, CA	Gilbert, AZ
URBINA, Ugueth ('03)	2/15/1974	Caracas, VZ	Boca Raton, FL
VALDES, Ismael ('02-'03)	8/21/1973	Ciudad Victoria, MX	Tamaulipas, MX
VALDES, Pedro ('00)	6/29/1973	Fajardo, PR	Winter Spring, FL
VALDEZ, Merkin ('11)	11/10/1981	San Cristobal, D.R.	San Cristobal, D.R.
VALDEZ, Phillips ('19)	11/16/1991	San Pedro de Macoris, D.R.	San Pedro de Macoris, D.R.
VALENTINE, Ellis ('85)	7/30/1954	Helena, AR	Grand Prairie, TX
VALLE, Dave ('95-'96)	10/30/1960	Bayside, NY	Clyde Hill, WA
VAN POPPEL, Todd ('98, '02-'03)	12/9/1971	Hinsdale, IL	Bartonville, TX
VANDE BERG, Ed ('88)	10/26/1958	Redlands, CA	Chandler, AZ
VAUGHN, DeWayne ('88)	7/22/1959	Oklahoma City, OK	Edmond, OK
VAZQUEZ, Ramon ('07-'08)	8/21/1976	Albonito, PR	Lancaster, CA
VELARDE, Randy ('01)	11/24/1962	Midland, TX	Midland, TX
VENABLE, Will ('15)	10/29/1982	Greenbrae, CA	Austin, TX
VENAFRO, Mike ('99-'01)	8/2/1973	Takoma Park, MD	Chantilly, VA
VERRETT, Logan ('15)	6/19/1990	Corpus Christi, TX	Arlington, TX
VILLAFUERTE, Brandon ('01)	12/17/1975	Hilo, HI	Freemont, CA
VIZQUEL, Omar ('08)	4/24/1967	Caracas, VZ	Issaquah, WA
VOIGT, Jack ('95-'96)	5/17/1966	Sarasota, FL	Nokomis, FL
VOLQUEZ, Edinson ('05-'07, '19)	7/3/1983	La Segunua, D.R.	Santo Domingo, D.R.
VOSBERG, Ed ('95-'97)	9/28/1961	Tucson, AZ	Tucson, AZ
WAGNER, Mark ('81-'83)	3/4/1954	Conneaut, OH	Ashtabula, OH
WAITS, Rick ('73)	5/15/1952	Atlanta, GA	Patagonia, AZ
WALKER, Duane ('85)	3/13/1956	Pasadena, TX	Deer Park, TX
WALLACE, Mike ('77)	2/3/1951	Gastonia, NC	Midland, VA
WALLING, Denny ('91)	4/17/1954	Neptune, NJ	Waynesboro, VA
WALTON, Danny ('80)	7/14/1947	Los Angeles, CA	Died 8/9/17 (70)
WARD, Gary ('84-'86)	12/6/1953	Los Angeles, CA	Riverside, CA
WASDIN, John ('04-'06)	8/5/1972	Fort Belvoir, VA	Jacksonville, FL
WASHINGTON, Claudell ('77-'78)	8/31/1954	Los Angeles, CA	Oakland, CA
WASHINGTON, LaRue ('78-'79)	9/7/1953	Long Beach, CA	Easton, PA
WASZGIS, B.J. ('00)	8/24/1970	Omaha, NE	Omaha, NE
WELLS, Kip ('06)	4/12/1977	Houston, TX	Houston, TX
WELSH, Chris ('85)	4/14/1955	Wilmington, DE	Cincinnati, OH
WERNER, Don ('81-'82)	3/8/1953	Appleton, WI	Arlington, TX
WEST, Matt ('14)	11/21/1988	Houston, TX	Houston, TX
WETTELAND, John ('97-'00)	8/21/1966	San Mateo, CA	Paradise, TX
WHITE, Bill ('07-'08)	11/20/1978	Louisville, KY	Bentonia, MS
WHITEHOUSE, Len ('81)	9/10/1957	Burlington, VT	Burlington, VT
WHITESIDE, Matt ('92-'97)	8/8/1967	Sikeston, MO	Eureka, MO
WILHELMSEN, Tom ('16)	12/16/1983	Tucson, AZ	Peoria, AZ
WILKERSON, Brad ('06-'07)	6/1/1977	Owensbrook, KY	Palm Beach Gardens, FL
WILKERSON, Curtis ('83-'88)	4/28/1961	Petersburg, VA	Arlington, TX
WILLIAMS, Jerome ('14)	12/4/1981	Honolulu, HI	Mission Viejo, CA
WILLIAMS, Matt E. ('85)	7/25/1959	Houston, TX	Lake Jackson, TX
WILLIAMS, Mitch ('86-'88)	11/17/1964	Santa Ana, CA	Cinnaminson, NJ
WILLS, Bump ('77-'81)	7/27/1952	Washington, DC	Garland, TX
WILMET, Paul ('89)	11/8/1958	Bay, WI	De Pere, WI
WILSON, Bobby ('15-'16)	4/8/1983	Dunedin, FL	Largo, FL
WILSON, C.J. ('05-'11)	11/18/1980	Newport Beach, CA	Huntington Beach, CA
WILSON, Josh ('14)	3/26/1981	Pittsburgh, PA	Pittsburgh, PA
WILSON, Steve ('88)	12/13/1964	Victoria, BC	Chandler, AZ
WISDOM, Patrick ('19)	8/27/1991	Murrieta, CA	Dallas, TX
WITT, Bobby ('86-'92, '95-'98)	5/11/1964	Arlington, VA	Colleyville, TX
WOLF, Ross ('13)	10/18/1982	Effingham, IL	Wheeler, IL
WOOD, Mike ('07)	4/26/1980	West Palm Beach, FL	West Palm Beach, FL
WOODARD, Steve ('02)	5/15/1975	Hartselle, AL	Hartselle, AL
WORTHINGTON, Craig ('95-'96)	4/17/1965	Los Angeles, CA	Downey, CA
WRIGHT, Clyde ('75)	2/20/1941	Jefferson City, TN	Anaheim, CA
WRIGHT, George ('82-'86)	12/22/1958	Oklahoma City, OK	Arlington, TX
WRIGHT, Jamey ('07-'08)	12/24/1974	Oklahoma City, OK	Dallas, TX
WRIGHT, Ricky ('83-'86)	11/22/1958	Paris, TX	Paris, TX
YAN, Esteban ('03)	6/22/1975	Campina Del Seibo, D.R.	Paris, FL
YOST, Ned ('84)	8/19/1955	Eureka, CA	Pine Mountain, GA
YOUNG, Chris ('04-'05)	5/25/1979	Dallas, TX	Dallas, TX
YOUNG, Eric ('04, '06)	5/18/1967	New Brunswick, NJ	Cypress, TX
YOUNG, Michael ('00-'12)	10/19/1976	Covina, CA	Dallas, TX
ZAUN, Gregg ('99)	4/14/1971	Glendale, CA	Glendale, CA
ZEILE, Todd ('98-'99)	9/9/1965	Van Nuys, CA	Westlake Village, CA
ZIMMERMAN, Jeff ('99-'03)	8/9/1972	Kelowna, BC	West Vancouver, BC
ZISK, Richie ('78-'80)	26/1949	Brooklyn, NY	Lighthouse Point, FL

POSTSEASON HISTORY

1996 ALDS

Game 1—Oct. 1 at N.Y.	W	Rangers 6, Yankees 2	WP-Burkett	LP-Cone		57,205
Game 2—Oct. 2 at N.Y.	L	Yankees 5, Rangers 4 (12)	WP-Boehringer	LP-Stanton		57,156
Game 3—Oct. 4 at Tex.	L	Yankees 3, Rangers 2	WP-Nelson	LP-Oliver	S-Wetteland	50,860
Game 4—Oct. 5 at Tex.	L	Yankees 6, Rangers 4	WP-Weathers	LP-Pavlik	S-Wetteland	50,066

(New York wins series, 3-1)

1998 ALDS

Game 1—Sept. 29 at N.Y.	L	Yankees 2, Rangers 0	WP-Wells	LP-Stottlemeyre	S-Rivera	57,362
Game 2—Sept. 30 at N.Y.	L	Yankees 3, Rangers 1	WP-Pettitte	LP-Helling	S-Rivera	57,360
Game 3—Oct. 2 vs. N.Y.	L	Yankees 4, Rangers 0	WP-Cone	LP-Sele		49,950

(New York wins series, 3-0)

1999 ALDS

Game 1—Oct. 5 at N.Y.	L	Yankees 8, Rangers 0	WP-Hernandez	LP-Sele		57,099
Game 2—Oct. 7 at N.Y.	L	Yankees 3, Rangers 1	WP-Pettitte	LP-Helling	S-Rivera	57,485
Game 3—Oct. 9 vs. N.Y.	L	Yankees 3, Rangers 0	WP-Clemens	LP-Loaiza		50,269

(New York wins series, 3-0)

2010 ALDS

Game 1—Oct. 6 at T.B.	W	Rangers 5, Rays 1	WP-Lee	LP-Price		35,474
Game 2—Oct. 7 at T.B.	W	Rangers 6, Rays 0	WP-Wilson	LP-Shields		35,535
Game 3—Oct. 9 vs. T.B.	L	Rays 6, Rangers 3	WP-Benoit	LP-Oliver		51,746
Game 4—Oct. 10 vs. T.B.	L	Rays 5, Rangers 2	WP-Davis	LP-Hunter	S-Soriano	49,218
Game 5—Oct. 12 at T.B.	W	Rangers 5, Rays 1	WP-Lee	LP-Price		41,845

(Texas wins series, 3-2)

2010 ALCS

Game 1—Oct. 15 vs. N.Y.	L	Yankees 6, Rangers 5	WP-Moseley	LP-O'Day	S-Rivera	50,930
Game 2—Oct. 16 vs. N.Y.	W	Rangers 7, Yankees 2	WP-Lewis	LP-Hughes		50,362
Game 3—Oct. 18 at N.Y.	W	Rangers 8, Yankees 0	WP-Lee	LP-Pettitte		49,480
Game 4—Oct. 19 at N.Y.	W	Rangers 10, Yankees 3	WP-Holland	LP-Burnett	S-Oliver	49,977
Game 5—Oct. 20 at N.Y.	L	Yankees 7, Rangers 2	WP-Sabathia	LP-Wilson		49,832
Game 6—Oct. 22 vs. N.Y.	W	Rangers 6, Yankees 1	WP-Lewis	LP-Hughes		51,404

(Texas wins series, 4-2)

2010 WORLD SERIES

Game 1—Oct. 27 at S.F.	L	Giants 11, Rangers 7	WP-Lincecum	LP-Lee		43,601
Game 2—Oct. 28 at S.F.	L	Giants 9, Rangers 0	WP-Cain	LP-Wilson		43,622
Game 3—Oct. 30 vs. S.F.	W	Rangers 4, Giants 2	WP-Lewis	LP-Sanchez	S-Feliz	52,419
Game 4—Oct. 31 vs. S.F.	L	Giants 4, Rangers 0	WP-Bumgarner	LP-Hunter		51,920
Game 5—Nov. 1 vs. S.F.	L	Giants 3, Rangers 1	WP-Lincecum	LP-Lee	S-Wilson	52,045

(San Francisco wins series, 4-1)

2011 ALDS

Game 1—Sept. 30 vs. T.B.	L	Rays 9, Rangers 0	WP-Moore	LP-Wilson		50,498
Game 2—Oct. 1 vs. T.B.	W	Rangers 8, Rays 6	WP-Holland	LP-Shields	S-Feliz	51,351
Game 3—Oct. 3 at T.B.	W	Rangers 4, Rays 3	WP-Lewis	LP-Price	S-Feliz	32,828
Game 4—Oct. 4 at T.B.	W	Rangers 4, Rays 3	WP-Harrison	LP-Hellickson	S-Feliz	28,299

(Texas wins series, 3-1)

2011 ALCS

Game 1—Oct. 8 vs. Det.	W	Rangers 3, Tigers 2	WP-Ogando	LP-Verlander	S-Feliz	50,114
Game 2—Oct. 10 vs. Det.	W	Rangers 7, Tigers 3 (11)	WP-Adams	LP-Perry		51,227
Game 3—Oct. 11 at Det.	L	Tigers 5, Rangers 2	WP-Fister	LP-Lewis	S-Valverde	41,905
Game 4—Oct. 12 at Det.	W	Rangers 7, Tigers 3 (11)	WP-Feldman	LP-Valverde		42,234
Game 5—Oct. 13 at Det.	L	Tigers 7, Rangers 5	WP-Verlander	LP-Wilson	S-Coke	41,908
Game 6—Oct. 15 vs. Det.	W	Rangers 15, Tigers 5	WP-Ogando	LP-Scherzer		51,508

(Texas wins series, 4-2)

2011 WORLD SERIES

Game 1—Oct. 19 at StL.	L	Cardinals 3, Rangers 2	WP-Carpenter	LP-Wilson	S-Motte	46,406
Game 2—Oct. 20 at StL.	W	Rangers 2, Cardinals 1	WP-Adams	LP-Motte	S-Feliz	47,288
Game 3—Oct. 22 vs. StL.	L	Cardinals 16, Rangers 7	WP-Lynn	LP-Harrison		51,462
Game 4—Oct. 23 vs. StL.	W	Rangers 4, Cardinals 0	WP-Holland	LP-Jackson		51,539
Game 5—Oct. 24 vs. StL.	W	Rangers 4, Cardinals 2	WP-Oliver	LP-Dotel	S-Feliz	51,459
Game 6—Oct. 27 at StL.	L	Cardinals 10, Rangers 9 (11)	WP-Westbrook	LP-Lowe		47,325
Game 7—Oct. 28 at StL.	L	Cardinals 6, Rangers 2	WP-Carpenter	LP-Harrison		47,399

(St. Louis wins series, 4-3)

2012 AL WILD CARD GAME

Wild Card—Oct. 5 vs. Bal.	L	Orioles 5, Rangers 1	WP-Saunders	LP-Darvish		46,931
---------------------------	---	----------------------	-------------	------------	--	--------

(Baltimore wins A.L. Wild Card Game)

2015 ALDS

Game 1—Oct. 8 at Tor.	W	Rangers 5, Blue Jays 3	WP-Gallardo	LP-Price	S-Dyson	49,834
Game 2—Oct. 9 at Tor.	W	Rangers 6, Blue Jays 4 (14)	WP-Kela	LP-Hawkins	S-Ohlendorf	49,716
Game 3—Oct. 11 vs. Tor.	L	Blue Jays 5, Rangers 1	WP-Estrada	LP-Perez		50,941
Game 4—Oct. 12 vs. Tor.	L	Blue Jays 8, Rangers 4	WP-Price	LP-Holland		47,679
Game 5—Oct. 14 at Tor.	L	Blue Jays 6, Rangers 3	WP-Sanchez	LP-Hamels	S-Osuna	49,742

(Toronto wins series, 3-2)

2016 ALDS

Game 1—Oct. 6 vs. Tor.	L	Blue Jays 10, Rangers 1	WP-Estrada	LP-Hamels		47,434
Game 2—Oct. 7 vs. Tor.	L	Blue Jays 5, Rangers 3	WP-Happ	LP-Darvish	S-Osuna	48,019
Game 3—Oct. 9 at Tor.	L	Blue Jays 7, Rangers 6 (10)	WP-Osuna	LP-Bush		49,555

(Toronto wins series, 3-0)

FRONT OFFICE

COACHES

PLAYERS

2019 REVIEW

OPPONENTS

RECORDS

DEVELOPMENT

MEDIA

2016 ALDS

RANGERS 2016 DIVISION SERIES ROSTER

PITCHERS (11): Tony Barnette, Matt Bush, Alex Claudio, Yu Darvish, Jake Diekman, Sam Dyson, Cole Hamels, Jeremy Jeffress, Keone Kela, Colby Lewis, Martin Perez.
CATCHERS (2): Robinson Chirinos, Jonathan Lucroy.
INFELDERS (5): Elvis Andrus, Adrian Beltre, Mitch Moreland, Rougned Odor, Jurickson Profar.
OUTFIELDERS (7): Carlos Beltran, Shin-Soo Choo, Ian Desmond, Carlos Gomez, Jared Hooying, Nomar Mazara, Ryan Rua.

ALDS Game #1	Oct. 6: Toronto 10, at Texas 1	0-1
Globe Life Park in Arlington	Blue Jays Lead Series 1-0	
FINAL	1 2 3 4 5 6 7 8 9	R H E LOB
TORONTO	0 0 5 2 0 0 0 0 3	10 13 0 8
TEXAS	0 0 0 0 0 0 0 0 1	1 4 1 1
Toronto	AB R H B IBB K	Texas
Travis, 2B	5 1 0 0 0 0	Gomez, LF
Donaldson, 3B	4 2 4 2 1 0	Desmond, CF
Barney, 3B	0 0 0 0 0 0	Beltran, DH
Encarnacion, 1B	5 2 2 0 0 0	Beltre, 3B
Smook, 1B	0 0 0 0 0 0	Odor, 2B
Bautista, DH	4 2 2 4 1 0	Lucroy, C
Martin, R, C	4 1 0 0 1 2	Moreland, 1B
Tulowitzki, SS	5 0 3 3 0 0	Andrus, SS
Pillar, CF	5 0 0 0 0 0	Choo, RF
Upton Jr., LF	4 1 1 1 1 0	Totals
Carrera, RF	3 1 1 0 2 0	29 1 4 1 0 6
Totals	39 10 13 10 6 2	

ALDS Game #2	Oct. 7: Toronto 5, at Texas 3	0-2
Globe Life Park in Arlington	Blue Jays Lead Series 2-0	
FINAL	1 2 3 4 5 6 7 8 9	R H E LOB
TORONTO	0 2 0 0 3 0 0 0 0	5 6 0 4
TEXAS	0 0 0 1 0 0 0 2 0	3 13 0 13
Toronto	AB R H B IBB K	Texas
Carrera, LF-RF	4 1 1 1 0 0 2	Gomez, LF
Donaldson, 3B	4 0 0 0 0 1	Desmond, CF
Encarnacion, 1B	4 1 1 0 0 0	Beltran, DH
Bautista, RF	3 1 0 0 1 1	Beltre, 3B
Upton Jr., LF	0 0 0 0 0 0	Odor, 2B
Martin, C	3 0 0 0 1 1	Lucroy, C
Tulowitzki, SS	4 1 2 2 0 0	Rua, 1B
Saunders, DH	4 0 1 0 0 2	a-Moreland, PH-1B
Pillar, CF	4 1 1 1 0 0	Andrus, SS
Barney, 2B	3 0 0 0 0 0	Mazara, RF
Totals	33 5 6 5 2 7	Totals
		40 3 10 3 3 7

a-Batted for Rua in the 8th.
 b-Walked for Mazara in the 8th.
 1-Ran for Chirinos in the 8th.

2B - Tor: 2; J. Donaldson 2 (2). **3B** - Tor: 1; T. Tulowitzki (1). **Tex**: 1; E. Andrus (1).
HR - Tor: 1; J. Bautista (1), M. Upton Jr. (1). **E** - Tex: E. Andrus (1). **RISP** - Tor: 6 for 10; Tex 0 for 1. **GIDP** - Tor: D. Travis, T. Tulowitzki. **Tex**: A. Beltre. **CS** - Tex: E. Andrus (1). **WP** - Tex: C. Hamels. **PB** - Tex: J. Lucroy.
Umpires - HP-Chad Fairchild, 1B-Lance Barksdale, 2B-Sam Holbrook, 3B-Hunter Wendelstedt, LF-Joe West, RF-Cory Blaser.
Time - 2:58 **Attendance** - 47,434 **Weather** - 90 degrees

2B - Tex: 3; I. Desmond (1), A. Beltre (1), M. Moreland (1). **HR** - Tor: 4; E. Carrera (1), E. Encarnacion (1), T. Tulowitzki (1), K. Pillar (1). **RISP** - Tor: 0 for 0; Tex: 2 for 18.
PB - Tor: R. Martin. **HP** - Tor: D. Barney by Y. Darvish.
Umpires - HP-Lance Barksdale, 1B-Sam Holbrook, 2B-Hunter Wendelstedt, 3B-Joe West, LF-Cory Blaser, RF-Chad Fairchild.
Time - 3:30 **Attendance** - 48,019 **Weather** - 67 degrees

Toronto	IP	H	R	ER	BB	SO	HR	BF	PIT/STK
Estrada (W 1-0)	8.1	4	1	1	0	6	0	27	98/72
Tepera	0.2	0	0	0	0	0	0	2	7/5
Totals	9.0	4	1	1	0	6	0	29	
Texas	IP	H	R	ER	BB	SO	HR	BF	PIT/STK
Hamels (L 0-1)	6.0	7	6	3	1	1	20	32/56	
Claudio	3.2	2	0	0	2	0	0	13	35/23
Barnette	1.0	1	0	0	0	0	0	4	9/7
Diekman	1.0	4	3	3	1	1	1	8	30/17
Totals	9.0	13	10	9	6	2	2	45	

Toronto	IP	H	R	ER	BB	SO	HR	BF	PIT/STK
Happ (W 1-0)	5.0	9	1	1	1	5	0	25	84/55
Biagini	1.2	1	0	0	0	0	0	6	20/13
Cecil	0.0	0	0	0	1	0	0	1	4/0
Grilli	0.1	0	0	0	0	0	0	1	4/2
Liriano	0.1	2	2	2	1	0	0	4	17/11
Osuna	1.2	1	0	0	0	2	0	6	31/21
Totals	9.0	13	3	3	3	7	0	43	
Texas	IP	H	R	ER	BB	SO	HR	BF	PIT/STK
Darvish (L 0-1)	5.0	5	5	5	1	4	4	22	84/52
Barnette	2.0	1	0	0	0	1	0	7	20/14
Bush	1.0	0	0	0	1	1	0	4	14/8
Dyson	1.0	0	0	0	0	1	0	3	12/8
Totals	9.0	6	5	5	2	7	4	36	

Pitcher Notes - Happ pitched to 1 batter in the 6th.
 Cecil pitched to 1 batter in the 7th.

ALDS Game #3	Oct. 8: Toronto 7, at Texas 6 (10)	0-3
Rogers Centre	Blue Jays Win Series 3-0	
FINAL	1 2 3 4 5 6 7 8 9 10	R H E LOB
TEXAS	1 0 1 2 0 2 0 0 0 0	6 4 1 2
TORONTO	3 0 2 0 0 1 0 0 0 1	7 10 0 5
Texas	AB R H B IBB K	Toronto
Gomez, LF	4 1 0 0 1 2	Carrera, LF
Desmond, CF	5 0 0 0 0 0	Donaldson, 3B
Beltran, DH	3 0 0 1 1 0	Encarnacion, 1B
Beltre, 3B	4 1 0 0 0 1	Bautista, RF
Odor, 2B	3 2 1 2 1 0	Martin, C
Lucroy, C	4 1 1 0 0 0	Tulowitzki, SS
Moreland, 1B	3 0 1 2 1 1	Saunders, DH
Andrus, SS	4 1 1 1 0 0	a-Upton Jr., PH-DH
Mazara, RF	4 1 0 0 0 2	Pillar, CF
Hooying, RF	1 0 0 0 0 1	Barney, 2B
Totals	34 6 4 6 4 9	Totals
		37 7 10 5 4 9

a-Doubled for Saunders in the 6th.

2B - Tex: 1; M. Moreland (2). **3B** - Tor: 3; J. Donaldson 2 (4), M. Upton Jr. (1). **HR** - Tex: 2; R. Odor (1), E. Andrus (1). **Tor**: 2; E. Encarnacion (2), R. Martin (1). **E** - Tex: R. Odor (1). **RISP** - Tex: 1 for 4; Tor: 2 for 7. **GIDP** - Tor: J. Bautista, D. Barney, SB - Tex: C. Gomez (1), Tor: E. Carrera (1). **PB** - Tex: J. Lucroy. **IBB**- Tor: K. Pillar by J. Diekman, E. Encarnacion by M. Bush.
Umpires - HP-Sam Holbrook, 1B-Hunter Wendelstedt, 2B-Joe West, 3B-Cory Blaser, LF-Chad Fairchild, RF-Lance Barksdale.
Time - 3:21 **Attendance** - 49,555 **Weather** - 70 degrees

Texas	IP	H	R	ER	BB	SO	HR	BF	PIT/STK
Lewis	2.0	5	5	5	0	2	2	11	42/29
Barnette	1.0	1	0	0	0	0	0	4	14/9
Claudio	1.1	0	0	0	0	1	0	3	18/9
Jeffress	1.0	1	1	0	1	1	0	4	13/8
Diekman	0.0	1	0	0	1	0	0	2	5/1
Kela (BS 1)	1.2	0	0	0	0	1	0	5	17/10
Bush (L 0-1)	2.2	1	1	0	1	5	0	10	42/28
Totals	9.2	10	7	5	4	9	2	41	
Toronto	IP	H	R	ER	BB	SO	HR	BF	PIT/STK
Sanchez	5.2	3	6	6	4	5	2	24	92/53
Biagini (BS 1)	1.1	1	0	0	0	1	0	5	16/14
Grilli	0.2	0	0	0	0	1	0	2	4/4
Cecil	0.1	0	0	0	0	0	0	1	4/3
Osuna (W 1-0)	2.0	0	0	0	0	2	0	6	22/14
Totals	10	4	6	6	4	9	2	38	

Pitcher Notes - Lewis pitched to 2 batters in the 3rd.
 Diekman pitched to 2 batters in the 6th.
Game Notes - two outs when winning run scored.

FRONT OFFICE

COACHES

PLAYERS

2019 REVIEW

OPINIONS

RECORDS

DEVELOPMENT

MEDIA

FINAL	1	2	3	4	5	6	7	8	9	R	H	E	LOB
TEXAS	1	0	1	0	0	0	1	0	0	3	8	3	7
TORONTO	0	0	1	0	0	1	4	0	x	6	7	1	6

Texas	AB	R	H	B	B	K	Toronto	AB	R	H	B	B	K
DeShields, CF	4	1	1	0	0	0	Revere, LF	4	1	1	0	0	0
Stubbs, CF	0	0	0	0	0	0	Donaldson, 3B	4	1	0	1	0	1
b-Venables, PH	1	0	0	0	0	1	Bautista, RF	4	1	2	4	0	0
Choo, RF	4	1	1	0	0	2	Encarnacion, DH	2	1	2	1	2	0
Fielder, DH	4	0	1	1	0	1	Colabello, 1B	4	0	2	0	0	1
Beltre, 3B	4	0	1	0	0	1	Smook, 1B	0	0	0	0	0	0
Moreland, 1B	3	0	0	0	1	0	Tulowitzki, SS	4	0	0	0	0	2
Hamilton, LF	3	0	1	0	0	1	Martin, C	3	0	0	0	0	0
Andrus, SS	4	0	0	0	0	1	1-Pompey, PR	0	0	0	0	0	0
Odor, 2B	4	1	2	0	0	0	Navarro, D.C	1	0	0	0	0	0
Gimenez, C	2	0	1	0	0	1	Pillar, CF	4	1	0	0	0	2
a-Napoli, PH	1	0	0	0	0	1	Goins, 2B	4	1	0	0	0	2

Totals 34 3 8 2 2 9 Totals 34 6 7 6 2 8
 a-Struck out for Gimenez in the 9th. 1-Ran for Martin in the 7th.
 b-Struck out for Stubbs in the 9th.

2B - Tex 2: D. DeShields (3), J. Hamilton (1). Tor 1: J. Bautista (2). HR - Tex 1: S. Choo (1). Tor 2: E. Encarnacion (1), J. Bautista (2). E - Tex: E. Andrus 2, M. Moreland. Tor: R. Martin. RISP - Tex 0 for 7, Tor 2 for 10. SH - Tex: C. Gimenez. CS - Tex: E. Andrus.
 Umpires - HP--Dale Scott. 1B--Dan Bellino. 2B--James Hoye. 3B--Vic Carapazza. LF--Alfonso Marquez. RF--Marvin Hudson.
 Time - 3:37 Attendance - 49,742. Weather - 68 degrees, roof closed.

Texas	IP	H	R	ER	BB	SO	HR	BF	PIT/STK
Harnels (L, 0-1)	6.1	4	5	2	2	8	1	28	111/12
Dyson (BS, 1)	0.2	3	1	1	0	0	1	5	16-10
Diekman	1.0	0	0	0	0	0	0	3	9-6
Totals	8.0	7	6	2	2	8	2	36	

Toronto	IP	H	R	ER	BB	SO	HR	BF	PIT/STK
Stroman	6.0	6	2	2	1	4	1	25	98-68
Sanchez (W, 1-0)	1.0	2	0	0	1	0	1	7	25-14
Osuna (S, 1)	1.2	0	0	0	0	4	0	5	34-23
Totals	9.0	8	3	2	2	9	1	37	

2012 A.L. WILD CARD GAME

RANGERS 2012 WILD CARD ROSTER

- PITCHERS (11): Yu Darvish, Scott Feldman, Matt Harrison, Derek Holland, Michael Kirkman, Joe Nathan, Alexi Ogando, Roy Oswalt, Robbie Ross, Yoshinori Tateyama, Koji Uehara.
 CATCHERS (3): Luis Martinez, Mike Napoli, Geovany Soto.
 INFELDERS (6): Elvis Andrus, Adrian Beltre, Ian Kinsler, Mitch Moreland, Jurickson Profar, Michael Young.
 OUTFIELDERS (5): Nelson Cruz, Craig Gentry, Josh Hamilton, Leonys Martin, David Murphy.

A.L. Wild Card Game	Oct. 5: Baltimore 5, at Texas 1												
Rangers Ballpark	Orioles win series 1-0												
FINAL	1	2	3	4	5	6	7	8	9	R	H	E	LOB
BALTIMORE	1	0	0	0	1	0	0	0	2	5	8	2	6
TEXAS	1	0	0	0	0	0	0	0	0	1	9	2	8

Baltimore	AB	R	H	B	B	K	Texas	AB	R	H	B	B	K
McLouth, LF	4	1	2	0	0	0	Kinsler, 2B	3	1	2	0	0	1
Hardy, SS	5	1	2	1	0	1	Andrus, SS	4	0	0	0	0	0
Davis, C, RF	4	0	1	0	0	3	Hamilton, LF-CF	4	0	0	0	0	2
Chavez, En, RF	0	0	0	0	0	0	Beltre, A, 3B	4	0	0	0	0	0
Jones, Ad, CF	3	0	0	1	0	1	Cruz, N, RF	4	0	2	0	0	0
Wielers, C	4	0	0	0	0	2	Young, M, 1B	4	0	2	0	0	0
Thome, DH	3	0	1	0	1	1	Napoli, DH-C	3	0	0	0	1	2
2-Ford, PR-DH	0	1	0	0	0	0	Soto, C	2	0	0	0	0	1
Reynolds, Ma, 1B	3	0	0	0	2	1	a-Moreland, PH	1	0	0	0	0	1
Flaherty, 2B	3	0	1	0	0	1	Uehara, P	0	0	0	0	0	0
1-Andino, PR-2B	1	2	1	0	0	0	Nathan, P	0	0	0	0	0	0
Machado, 3B	3	0	1	1	0	1	c-Profar, PH	1	0	1	0	0	0
							Gentry, CF	2	0	0	0	0	0
							b-Murphy, Dv, PHLH	2	0	0	0	0	0

Totals 33 5 8 5 1 12 Totals 34 1 9 0 2 6
 1-Ran for Flaherty in the 7th. a-Struck out for Soto in the 7th.
 2-Ran for Thome in the 9th. b-Grounded out for Gentry in the 8th.
 c-Singled for Nathan in the 9th.

2B - Bal 1: R. Andino (1). E - Bal: D. O'Day (1), M. Reynolds (1). Tex: D. Holland (1), M. Young (1). DP - Bal (Flaherty to Hardy to Mar.Reynolds; Hardy to Flaherty to Mar.Reynolds; Hardy to Flaherty to Mar.Reynolds). RISP - Bal 3 for 5, Tex 1 for 7. SH - Bal: M. Machado. SF - Bal: N. McLouth, A. Jones. GIDP - Tex: I. Kinsler, E. Andrus, J. Hamilton. SB - Bal: N. McLouth (1), M. Reynolds (1). WP - Tex: D. Holland. HBP - Bal: M. Reynolds by Y. Darvish.
 Umpires - HP--Gary Darling. 1B--Jerry Layne. 2B--Ted Barrett. 3B--Bill Miller. LF--Greg Gibson. RF--Chris Guccione.
 Time - 3:19 Attendance - 46,931 Weather - 75 degrees

Baltimore	IP	H	R	ER	BB	SO	HR	BF	PIT/STK
Saunders, J (W, 1-0)	5.2	6	1	1	1	4	0	22	77/46
O'Day	2.0	1	0	0	1	0	1	7	24/17
Matusz	0.1	0	0	0	0	1	0	1	3/3
Johnson, J	1.0	2	0	0	1	0	0	6	17/11
Totals	9.0	9	1	1	2	6	0	36	

Texas	IP	H	R	ER	BB	SO	HR	BF	PIT/STK
Darvish (L, 0-1)	6.2	5	3	2	0	7	0	27	91/59
Holland, D	0.1	1	0	0	0	1	0	2	8/5
Uehara	1.0	0	0	0	0	3	0	3	18/11
Nathan	1.0	2	2	2	1	1	0	6	35/22
Totals	9.0	8	5	4	1	12	0	38	

FRONT OFFICE COACHES PLAYERS 2019 REVIEW OPPONENTS RECORDS DEVELOPMENT MEDIA

2011 ALDS

RANGERS 2011 DIVISION SERIES ROSTER

PITCHERS (11): Mike Adams, Scott Feldman, Neftali Feliz, Michael Gonzalez, Matt Harrison, Derek Holland, Colby Lewis, Alexi Ogando, Darren Oliver, Koji Uehara, C.J. Wilson.
CATCHERS (3): Mike Napoli, Yorvit Torrealba, Matt Treanor.
INFELDERS (6): Elvis Andrus, Adrian Beltre, Esteban German, Ian Kinsler, Mitch Moreland, Michael Young.
OUTFIELDERS (5): Endy Chavez, Nelson Cruz, Craig Gentry, Josh Hamilton, David Murphy.

ALDS Game #1	Sept. 30: Tampa Bay 9, at Texas 0										0-1					
Rangers Ballpark	Rays Lead Series 1-0										R H E LOB					
FINAL	1	2	3	4	5	6	7	8	9				R	H	E	LOB
TAMPA BAY	0	3	3	0	2	0	0	0	1	9	11	0	6			
TEXAS	0	0	0	0	0	0	0	0	0	0	2	1	5			
Tampa Bay	AB	R	H	B	B	B	K	Texas	AB	R	H	B	B	B	K	
Rodriguez, SS-2B	5	0	0	0	0	0	0	Kinsler, 2B	3	0	0	0	1	1		
Upton, CF	4	1	1	0	1	2	0	Andrus, SS	3	0	0	0	1	1		
Longoria, 3B	5	1	2	0	0	2	0	Hamilton, CF	4	0	2	0	0	0		
Zobrist, 2B	4	2	1	0	0	2	0	Young, 1B	4	0	0	0	0	0		
Brignac, SS	0	0	0	0	0	0	0	Beltre, 3B	4	0	0	0	0	0		
Damon, DH	5	2	2	3	0	1	0	Napoli, C	3	0	0	0	0	2		
Shoppach, C	6	3	3	5	0	2	0	Cruz, RF	3	0	0	0	0	2		
Kotchman, 1B	4	0	0	0	0	0	0	Torrealba, DH	3	0	0	0	0	0		
Jennings, LF	3	0	1	0	1	0	0	Gentry, LF	1	0	0	0	0	1		
Joyce, RF	4	0	1	1	0	2	0	a-Rodriguez, PH-LF	1	0	0	0	0	1		
Totals	39	9	11	9	2	11	3	Totals	29	0	2	0	2	8		

a-Struck out for Gentry in the 8th.

ALDS Game #2	Oct. 1: at Texas 8, Tampa Bay 6										1-1					
Rangers Ballpark	Series Tied 1-1										R H E LOB					
FINAL	1	2	3	4	5	6	7	8	9				R	H	E	LOB
TAMPA BAY	1	0	0	2	0	0	3	0	0	6	9	0	7			
TEXAS	0	0	0	5	0	2	0	1	x	8	10	1	6			
Tampa Bay	AB	R	H	B	B	B	K	Texas	AB	R	H	B	B	B	K	
Jennings, LF	4	1	1	0	1	0	1	Kinsler, 2B	5	0	2	2	0	0	0	
Upton, CF	4	2	3	0	1	0	1	Andrus, SS	4	1	0	0	0	1	0	
Longoria, 3B	4	1	1	3	1	1	0	Hamilton, CF-LF	3	1	1	1	0	0	0	
Zobrist, 2B	5	0	1	0	0	0	0	Young, DH	4	1	2	0	0	1	0	
Damon, DH	4	0	1	0	0	0	1	Beltre, 3B	3	1	0	1	0	1	0	
Shoppach, C	1	0	0	1	1	0	0	Napoli, C	4	2	2	2	0	1	1	
a-Jaso, PH-C	2	0	0	0	1	1	0	Cruz, RF	4	1	1	0	0	3	3	
Rodriguez, SS	3	0	0	0	0	0	0	Murphy, LF	2	0	1	0	0	1	0	
b-Fuld, PH-RF	1	0	0	0	0	0	0	a-Gentry, PH-CF	1	0	0	0	0	0	1	
Kotchman, 1B	4	1	1	0	0	0	0	Moreland, 1B	3	1	1	2	0	0	0	
Joyce, RF	4	1	1	0	1	1	0	Kinsler, 2B	4	1	1	0	1	1	0	
Brignac, SS	0	0	0	0	0	0	0	Totals	36	6	9	6	4	4		
Totals	36	6	9	6	4	4	Totals	33	8	10	7	1	8			

a-Struck out for Shoppach in the 6th.
b-Lined out for Rodriguez, S in the 8th.

a-Hit a sacrifice bunt for Murphy, Dv in the 6th.

2B - TB 1: B. Upton (1), Tex 1: J. Hamilton (1). **HR - TB** 3: J. Damon (1), K. Shoppach 2 (2), E. Tex: A. Beltre (1). **RISP - TB** 3 for 10; Tex 0 for 5. **HBP - TB**: B. Zobrist by C. Wilson, Tex: C. Gentry by M. Moore.
Umpires - HP-Mark Carlson, 1B-Kerwin Danley, 2B-Dale Scott, 3B-Greg Gibson, LF-Brian Gorman, RF-Marvin Hudson.
Time - 3:00 Attendance - 50,498 Weather - 84 degrees

2B - TB 4: D. Jennings (1), B. Upton 2 (3), C. Kotchman (1), Tex 1: I. Kinsler (1), HR - TB 2: E. Longoria (1), M. Joyce (1), Tex 1: M. Moreland (1), E - Tex: D. Holland (1). **RISP - TB** 3 for 9; Tex 3 for 9. **SH - Tex: C. Gentry, CS - TB: J. Upton (1).**
HBP - Tex: E. Andrus, A. Beltre, M. Moreland. **IBB - Tex:** J. Hamilton by B. Upton (1).
Umpires - HP-Kerwin Danley, 1B-Dale Scott, 2B-Greg Gibson, 3B-Brian Gorman, LF-Marvin Hudson, RF-Mark Carlson.
Time - 3:28 Attendance - 51,351 Weather - 83 degrees

Tampa Bay	IP	H	R	ER	BB	SO	HR	BF	PIT/STK
Moore (W 1-0)	7.0	2	0	0	2	6	0	26	98/62
Gomes	1.0	0	0	0	0	2	0	3	13/7
Davis	1.0	0	0	0	0	0	0	3	14/10
Totals	9.0	2	0	0	2	8	0	32	

Tampa Bay	IP	H	R	ER	BB	SO	HR	BF	PIT/STK
Shields (L 0-1)	5.0	8	7	7	0	6	0	25	100/67
McGee	0.1	0	0	0	0	0	0	2	5/2
Cruz	0.2	1	0	0	1	1	0	4	14/7
Gomes	0.1	1	1	1	0	1	1	5	15/11
Peralta	0.2	0	0	0	0	0	0	2	9/5
Totals	6.0	10	8	8	1	8	1	38	

ALDS Game #3	Oct. 3: Texas 4, at Tampa Bay 3										2-1					
Tropicana Field	Rangers Lead Series 2-1										R H E LOB					
FINAL	1	2	3	4	5	6	7	8	9				R	H	E	LOB
TEXAS	0	0	0	0	0	0	4	0	0	4	9	0	7			
TAMPA BAY	0	0	0	1	0	0	1	1	0	3	6	0	6			
Texas	AB	R	H	B	B	B	K	Tampa Bay	AB	R	H	B	B	B	K	
Kinsler, 2B	4	1	1	0	1	1	0	Jennings, LF	4	2	2	2	0	0	0	
Andrus, SS	4	0	2	0	1	1	0	Upton, CF	2	0	0	0	2	1	1	
Hamilton, LF	4	0	1	2	0	0	0	Longoria, 3B	4	0	0	0	1	3	3	
Young, DH	4	0	0	0	0	1	0	Young, DH	3	0	0	0	1	1	0	
Beltre, 3B	4	1	1	0	0	0	0	Beltre, 3B	4	1	1	0	0	2	0	
Napoli, C	3	1	2	2	1	0	0	Zobrist, 2B	4	1	0	0	0	1	1	
Cruz, RF	4	0	0	0	0	0	0	Kotchman, 1B	4	1	1	0	0	1	0	
Moreland, 1B	4	0	0	0	0	1	0	Jaso, C	2	0	0	0	0	0	0	
Gentry, CF	3	1	2	0	1	0	0	a-Rodriguez, PH-SS	2	0	1	1	0	0	0	
								Brignac, SS	1	0	0	1	0	0	1	
								b-Fuld, PH	3	0	0	0	0	0	0	
								Shoppach, C	1	0	0	0	0	0	0	
Totals	34	4	9	4	4	4	4	Totals	31	3	6	3	5	8		

a-Grounded out for Jaso in the 7th.
b-Grounded out for Brignac in the 7th.

ALDS Game #4	Oct. 4: Texas 4, at Tampa Bay 3										3-1					
Tropicana Field	Rangers Win Series 3-1										R H E LOB					
FINAL	1	2	3	4	5	6	7	8	9				R	H	E	LOB
TEXAS	1	1	0	1	0	0	1	0	0	4	6	0	6			
TAMPA BAY	0	0	1	0	0	0	0	1	0	3	7	0	7			
Texas	AB	R	H	B	B	B	K	Tampa Bay	AB	R	H	B	B	B	K	
Kinsler, 2B	4	1	1	1	1	1	1	Jennings, LF	4	0	1	0	1	0	1	
Andrus, SS	3	0	0	0	0	0	0	Upton, CF	4	0	0	0	0	2	2	
Hamilton, CF-LF	4	0	0	0	0	0	0	Longoria, 3B	4	0	0	0	0	0	0	
Young, DH	3	0	0	0	1	0	0	Zobrist, 2B	4	0	1	0	0	1	0	
Beltre, 3B	4	4	3	3	0	0	0	Damon, DH	4	0	0	0	0	0	0	
Napoli, C	4	0	1	0	0	2	0	Shoppach, C	3	0	1	0	0	2	0	
Cruz, RF	4	0	0	0	0	0	0	a-Fuld, PH	1	0	0	0	0	0	0	
Murphy, LF	3	0	1	0	1	0	0	Rodriguez, SS	2	3	1	0	2	0	0	
1-Gentry, PR-CF	0	0	0	0	0	1	0	Kotchman, 1B	4	0	2	2	0	0	0	
Moreland, 1B	3	0	0	0	0	0	0	1-Johnson, PR	0	0	0	0	0	0	0	
								Joyce, RF	4	0	1	1	0	1	0	
Totals	32	4	6	4	5	4	4	Totals	34	3	7	3	12			

1-Ran for Murphy in the 9th.

a-Struck out for Shoppach in the 9th.
1-Ran for Kotchman in the 9th.

2B - Tex 1: I. Kinsler (2). **HR - Tex** 1: M. Napoli (1). **TB** 2: D. Jennings 2 (2). **RISP - TB** 2 for 8; **TB** 1 for 8. **GIDP - TB:** K. Shoppach. **SB - TB:** 1; Kinsler (1), M. Napoli (1), C. Gentry 2 (2). **TB:** B. Upton (1), **CS - Tex:** E. Andrus (1), C. Gentry (1), **TB:** B. Upton (2).
Umpires - HP-Dale Scott, 1B-Greg Gibson, 2B-Brian Gorman, 3B-Marvin Hudson, LF-Mark Carlson, RF-Kerwin Danley. **Time - 3:51 Attendance - 32,828 Weather - 70 degrees**

2B - TB 2: S. Rodriguez (1), M. Joyce (1). **HR - Tex** 4: I. Kinsler (1), A. Beltre 3 (3). **RISP - TB** 0 for 2; **TB** 4 for 4. **GIDP - Tex:** M. Cruz.
Umpires - HP-Greg Gibson, 1B-Brian Gorman, 2B-Marvin Hudson, 3B-Mark Carlson, LF-Kerwin Danley, RF-Dale Scott. **Time - 3:05 Attendance - 28,299 Weather - 70 degrees**

Texas	IP	H	R	ER	BB	SO	HR	BF	PIT/STK
Lewis (W 1-0)	6.0	1	1	1	2	6	1	21	93/62
Oliver	0.1	3	1	1	0	0	0	4	12/11
Ogando	0.2	0	0	0	0	0	0	2	8/6
Adams	0.1	1	1	1	3	0	1	4	26/12
Gonzalez	0.1	0	0	0	0	1	0	1	3/3
Feliz (Save 2)	1.1	1	0	0	0	1	0	4	25/18
Totals	9.0	6	3	3	5	8	2	36	

Texas	IP	H	R	ER	BB	SO	HR	BF	PIT/STK
Harrison (W 1-0)	5.0	5	2	2	2	9	0	22	97/61
Holland (Hold 1)	1.0	1	0	0	0	0	0	5	18/14
Adams (Hold 3)	0.2	0	0	0	1	1	0	2	8/5
Ogando (Hold 3)	1.0	0	0	0	0	1	0	3	10/7
Feliz (Save 3)	1.0	1	1	1	1	1	0	5	24/17
Totals	9.0	7	3	3	3	12	0	37	

Tampa Bay	IP	H	R	ER	BB	SO	HR	BF	PIT/STK
-----------	----	---	---	----	----	----	----	----	---------

2011 ALCS

RANGERS 2011 CHAMPIONSHIP SERIES ROSTER

PITCHERS (12):

Mike Adams, Scott Feldman, Neftali Feliz, Michael Gonzalez, Matt Harrison, Derek Holland, Colby Lewis, Alexi Ogando, Darren Oliver, Yoshinori Tateyama, Koji Uehara, C.J. Wilson.

CATCHERS (2):

Mike Napoli, Yorvit Torrealba.

INFIELDERS (6):

Elvis Andrus, Adrian Beltre, Esteban German, Ian Kinsler, Mitch Moreland, Michael Young.

OUTFIELDERS (5):

Endy Chavez, Nelson Cruz, Craig Green, Josh Hamilton, David Murphy.

ALCS Game #1 Oct. 8: at Texas 3, Detroit 2												4-1		
Rangers Ballpark						Rangers Lead Series 1-0								
FINAL	1	2	3	4	5	6	7	8	9	R	H	E	LOB	
DETROIT	0	0	0	0	2	0	0	0	0	2	7	1	9	
TEXAS	0	2	0	1	0	0	0	0	0	x	3	6	5	
Det	AB	R	H	BIBB	K	Texas	AB	R	H	BIBB	K			
Jackson, CF	5	1	1	1	0	3	Kinsler, 2B	3	0	1	1	1	1	
Raburn, LF	3	0	1	0	2	2	Andrus, SS	4	0	0	0	0	0	
Cabrera, 1B	3	0	1	0	1	1	Hamilton, CF-LF	4	0	0	0	0	2	
Martinez, DH	3	0	0	0	1	1	Young, DH	3	0	0	0	1	1	
Ordonez, RF	2	0	0	0	1	1	Beltre, 3B	4	0	1	0	0	2	
1-Kelly, PR-RF	1	0	0	0	0	0	Napoli, C	3	1	1	0	0	1	
Avila, C	4	0	0	0	2	2	Cruz, RF	3	1	1	1	0	0	
Peralta, SS	4	0	1	0	0	2	Murphy, LF	3	1	1	0	0	0	
Santiago, 2B	4	1	3	0	0	0	Gentry, CF	0	0	0	0	0	0	
2-World, PR	0	0	0	0	0	0	Moreland, 1B	3	0	1	0	0	0	
Inge, 3B	2	0	0	0	1	1								
a-Betemit, PH	1	0	0	0	0	1								

Totals 32 2 7 1 6 14 Totals 30 3 6 3 2 7

a-Struck out for Inge in the 9th.
1-Ran for Ordonez in the 5th.
2-Ran for Santiago in the 9th.

2B - Det 2: A. Jackson (1), R. Santiago (1), 3B - Tex 1: D. Murphy (1), HR - Tex 1: N. Cruz (1), E - Det: A. Jackson (1), RISP - Det 1 for 7, Tex 1 for 4, GIDP - Det: V. M. Gonzalez, M. Ordonez, CS - Tex: 1, Kinsler (1), IBB - Det: M. Ordonez, Umpires - HP - Tim Welke, 1B - Larry Vanover, 2B - Jim Wolf, 3B - Fieldin Culbreth, LF - Jeff Nelson, RF - Tom Hallion, Time - 3:07 (1:50 delay), Attendance - 50,114 Weather - 74 degrees

Player	IP	H	R	ER	BB	SO	HR	BF	PIT/STK
Detroit	4.0	5	3	3	2	5	1	19	82/49
Verlander (L 0-1)	4.0	5	3	3	2	5	1	19	82/49
Porcello	2.0	0	0	0	0	1	0	6	22/16
Coke	0.1	1	0	0	0	0	0	2	6/3
Perry	1.2	0	0	0	0	1	0	5	14/10
Totals	8.0	6	3	3	2	7	1	32	
Texas	4.2	6	2	2	5	6	0	23	96/54
Wilson	4.2	6	2	2	5	6	0	23	96/54
Gonzalez	0.1	0	0	0	0	0	0	1	2/1
Ogando (W 1-0)	2.0	0	0	0	0	1	3	7	32/22
Oliver	0.2	0	0	0	0	1	0	2	8/6
Adams	0.1	0	0	0	0	1	0	1	6/6
Feliz	1.0	1	0	0	0	3	0	4	15/11
Totals	9.0	7	2	2	6	14	0	38	

ALCS Game #2 Oct. 10: at Texas 7, Detroit 3 (11)												5-1			
Rangers Ballpark						Rangers Lead Series 2-0									
FINAL	1	2	3	4	5	6	7	8	9	10	11	R	H	E	LOB
DETROIT	0	0	0	0	0	0	0	0	0	0	0	3	8	0	13
TEXAS	2	0	0	0	0	0	1	0	0	0	4	7	11	1	6
Det	AB	R	H	BIBB	K	Texas	AB	R	H	BIBB	K				
Jackson, CF	4	0	0	0	2	3	Kinsler, 2B	5	0	0	0	0	0		
Santiago, 2B	6	2	0	0	2	2	Andrus, SS	3	1	1	0	2	0		
Young, LF	4	0	0	0	0	0	Hamilton, CF	5	1	2	1	0	0		
Kelly, RF-3B	2	0	2	0	0	0	Cabrera, 1B	5	1	0	0	0	0		
Cabrera, 1B	5	1	1	0	1	2	Beltre, 3B	5	1	3	1	0	1		
Martinez, DH	4	1	0	0	0	0	Napoli, C	4	1	1	0	1	2		
Raburn, RF-LF	3	1	1	0	2	0	Cruz, RF	4	2	3	5	0	0		
Peralta, SS	4	0	1	0	0	0	Murphy, LF	4	0	0	0	1	1		
Avila, C	5	0	1	0	0	1	Moreland, 1B	4	0	0	0	0	3		
Inge, 3B	1	0	0	0	1	0									
a-Dirks, PH-RF	2	0	0	0	0	0									

Totals 40 3 8 3 6 8 Totals 39 7 11 7 3 7

a-Filed out for Inge in the 9th.

2B - Det 3: D. Kelly (1), M. Cabrera (1), J. Peralta (1), Tex 4: J. Hamilton (1), A. Beltre 2 (2), N. Cruz (1), HR - Det 1: R. Raburn (1), Tex 2: N. Cruz 2 (3), E - Tex: M. Moreland, RISP - Det 1 for 12, Tex 3 for 13, SH - Det: J. Peralta, B. Inge, GIDP - Tex: M. Moreland, HBP - Det: V. Martinez, Tex: N. Cruz, IBB - Det: M. Cabrera, Tex: M. Napoli.
Umpires - HP - Larry Vanover, 1B - Jim Wolf, 2B - Fieldin Culbreth, 3B - Jeff Nelson, LF - Tom Hallion, RF - Tim Welke, Time - 4:25 Attendance - 51,227 Weather - 74 degrees

Player	IP	H	R	ER	BB	SO	HR	BF	PIT/STK
Detroit	6.0	6	3	3	1	6	1	25	91/64
Scherzer	6.0	6	3	3	1	6	1	25	91/64
Coke	0.2	0	0	0	0	1	0	2	7/5
Benoit	1.1	0	0	0	1	0	0	4	18/10
Valverde	2.0	1	0	0	1	0	0	8	23/14
Perry (L 0-1)	0.0	4	4	4	0	0	1	4	20/13
Totals	10.0	11	7	7	3	7	2	43	
Texas	4.2	4	3	3	4	0	1	17	76/45
Holland	2.2	4	3	3	4	0	1	17	76/45
Feldman	4.1	1	0	0	0	4	0	15	49/31
Ogando	1.2	1	0	0	0	2	0	6	23/15
Gonzalez	0.0	0	0	0	0	0	0	1	2/1
Feliz	1.1	0	0	0	2	0	0	6	23/11
Adams (W 1-0)	1.0	1	0	0	0	2	0	4	22/13
Totals	11.0	8	3	3	6	8	1	49	

Pitcher Notes - Scherzer pitched to 1 batter in the 7th, Perry pitched to 4 batters in the 11th, M. Gonzalez pitched to 1 batter in the 9th.
Game Notes - no outs when winning run scored.

ALCS Game #3 Oct. 11: at Detroit 5, Texas 2												5-2		
Comerica Park						Rangers Lead Series 2-1								
FINAL	1	2	3	4	5	6	7	8	9	R	H	E	LOB	
TEXAS	1	0	0	0	0	0	1	0	0	2	8	0	4	
DETROIT	0	0	1	1	2	1	0	0	0	5	11	0	8	
Tex	AB	R	H	BIBB	K	Detroit	AB	R	H	BIBB	K			
Kinsler, 2B	3	1	2	1	0	1	Jackson, CF	5	1	3	1	0	1	
Andrus, SS	3	0	1	0	0	1	Santiago, 2B	4	0	1	0	0	1	
Hamilton, CF	4	0	2	1	0	1	Cabrera, 1B	4	1	2	2	0	1	
Young, 1B	4	0	0	0	0	1	Martinez, DH	2	1	1	1	2	0	
Beltre, 3B	4	0	0	0	0	1	Kelly, 3B-RF	4	0	0	0	0	0	
Napoli, DH	4	0	0	0	0	0	Peralta, SS	4	1	2	1	0	0	
Cruz, RF	3	0	0	0	0	1	Avila, C	4	0	0	0	3	3	
Torrealba, C	3	1	3	0	0	0	Raburn, LF	4	0	1	0	0	1	
Chavez, LF	3	0	0	0	0	0	Dirks, RF	3	1	1	0	0	1	
							Inge, 3B	1	0	0	0	0	0	

Totals 31 2 8 2 0 5 Totals 35 5 11 5 2 7

2B - Tex 2: J. Hamilton (2), Y. Torrealba (1), Det 2: M. Cabrera (2), R. Raburn (1), HR - Det 3: M. Cabrera (1), V. Martinez (1), J. Peralta (1), RISP - Tex 1 for 10, Det 2 for 7, SH - Tex: E. Andrus, GIDP - Tex: E. Andrus, M. Young, SB - Det: A. Dirks (1), HBP - Tex: 1, Kinsler by D. Fister, Umpires - HP - Jim Wolf, 1B - Fieldin Culbreth, 2B - Jeff Nelson, 3B - Tom Hallion, LF - Tim Welke, RF - Larry Vanover, Time - 3:08, Attendance - 41,905, Weather - 65 degrees

Player	IP	H	R	ER	BB	SO	HR	BF	PIT/STK
Texas	5.2	8	4	4	2	6	2	27	111/75
Lewis (L 0-1)	5.2	8	4	4	2	6	2	27	111/75
Uehara	0.2	2	1	1	0	0	1	4	13/11
Oliver	1.0	0	0	0	0	1	3	3	12/4
Tateyama	0.2	1	0	0	0	0	0	3	9/7
Totals	8.0	11	5	5	2	7	3	37	
Detroit	7.1	7	2	2	0	3	0	27	102/74
Fister (W 1-0)	7.1	7	2	2	0	3	0	27	102/74
Benoit	0.2	0	0	0	0	1	0	2	10/6
Valverde (Save 1)	1.0	1	0	0	0	1	0	4	18/11
Totals	9.0	8	2	2	0	5	0	33	

ALCS Game #4 Oct. 12: Texas 7, at Detroit 3 (11)												6-2			
Comerica Park						Rangers Lead Series 3-1									
FINAL	1	2	3	4	5	6	7	8	9	10	11	R	H	E	LOB
TEXAS	0	0	0	0	0	3	0	0	0	4	7	11	0	5	
DETROIT	0	2	0	0	0	1	0	0	0	0	3	5	1	5	
Tex	AB	R	H	BIBB	K	Detroit	AB	R	H	BIBB	K				
Kinsler, 2B	4	1	1	1	0	0	Jackson, CF	3	0	0	0	0	1		
Andrus, SS	5	1	1	0	1	1	Raburn, RF-LF	5	1	1	0	1	0		
Hamilton, CF-LF	5	1	1	0	0	0	Cabrera, 1B	5	0	2	2	3	0		
Young, 1B	5	0	1	0	2	0	Martinez, DH	5	0	1	0	1	0		
Beltre, 3B	4	1	0	0	1	2	Young, LF	4	0	0	0	0	0		
Napoli, C	5	1	2	1	0	1	Kelly, RF	1	0	0	0	0	0		
Cruz, RF	4	1	3	1	1	0	Avila, C	4	0	0	0	0	0		
Murphy, LF	4	1	3	0	0	1	Peralta, SS	3	0	0	0	1	1		
a-Gentry, PH-CF	1	0	0	0	0	0	Santiago, 2B	4	0	0	0	0	0		
Torrealba, DH	5	0	1	0	0	2	Inge, 3B	4	2	2	1	5	0		

Totals 42 7 11 7 3 10 Totals 35 3 5 3 9 5

a-Filed out for Murphy in the 11th.

2B - Tex 3: 1. Kinsler (1), J. Hamilton (3), D. Murphy (1), Det 1: M. Cabrera (3), HR - Tex 1: N. Cruz (4), Det 1: B. Inge (1), E - Det: R. Porcello (1), RISP - Tex 4 for 9, Det 1 for 3, GIDP - Tex: N. Cruz, Det: R. Raburn, SB - Tex: 1, Kinsler (1), CS - Tex: N. Cruz (1), Det: A. Jackson (1), HBP - Det: A. Jackson, IBB - Tex: A. Beltre, Det: M. Cabrera, Umpires - HP - Fieldin Culbreth, 1B - Jeff Nelson, 2B - Tom Hallion, 3B - Tim Welke, LF - Larry Vanover, RF - Jim Wolf, Time - 4:00 Attendance - 42,234 Weather - 59 degrees

Player	IP	H	R	ER	BB	SO	HR	BF	PIT/STK
Texas	5.0	3	2	2	3	3	0	20	91/53
Harrison	5.0	3	2	2	3	3	0	20	91/53
Ogando (BS 1)	2.0	1	1	1	1	2	1	8	39/24
Adams	1.0	0	0	0	1	0	4	4	16/7
Oliver	1.0	0	0	0	0	1	0	3	18/14

FINAL	1	2	3	4	5	6	7	8	9	R	H	E	LOB
TEXAS	1	0	0	0	1	0	0	2	1	5	10	1	10
DETROIT	0	0	1	1	0	4	1	0	x	7	10	1	4

TEXAS	AB	R	H	B	BB	K	DETROIT	AB	R	H	B	BB	K
Kinsler, 2B	4	2	1	0	1	1	Jackson, CF	4	0	0	0	0	4
Andrus, SS	5	0	1	0	0	0	Raburn, RF-LF	4	2	2	1	0	0
Hamilton, CF	4	1	2	2	0	1	Cabrera, 1B	2	1	1	2	0	0
Young, DH	5	0	2	1	0	1	Martinez, DH	4	1	1	1	0	0
Beltre, 3B	4	0	0	0	1	1	Young, LF	3	2	2	3	0	0
Napoli, C-1B	4	1	2	0	1	0	Kelly, RF	1	0	0	0	0	0
Cruz, RF	4	1	1	2	0	2	Peralta, SS	4	0	0	0	1	1
Murphy, LF	4	0	1	0	0	0	Inge, 3B	3	0	1	0	1	1
Moreland, 1B	2	0	0	0	1	2	Avila, C	4	1	1	1	0	1
a-Torrealba, PH-C	1	0	0	0	0	1	Santiago, 2B	3	0	2	0	0	0

Totals	37	5	10	5	4	9	Totals	32	7	10	7	3	7
---------------	-----------	----------	-----------	----------	----------	----------	---------------	-----------	----------	-----------	----------	----------	----------

a-Struck out for Moreland in the 8th.

2B - Tex 4: I. Kinsler (2), J. Hamilton (4), M. Young (1), D. Murphy (2). Det 1: M. Cabrera (4). 3B - Det 1: V. Martinez (1). HR - Tex 1: N. Cruz (5). Det 4: R. Raburn (2), D. Young 2 (2), A. Avila (1). E - Tex: E. Andrus (1). Det: R. Santiago (1). RISP - Tex 2 for 5; Det 2 for 5. SF - Tex: J. Hamilton. GIDP - Tex: I. Kinsler. Det: V. Martinez, A. Avila. SB - Det: M. Cabrera (1).
Umpires - HP--Jeff Nelson, 1B--Tom Hallion, 2B--Tim Welke, 3B--Larry Vanover, LF--Jim Wolf, RF--Fieldin Culbreth.
Time - 3:21. **Attendance** - 41,908. **Weather** - 65 degrees

TEXAS	IP	H	R	ER	BB	SO	HR	BF	PIT/STK
Wilson (L 0-1)	6.0	8	6	6	2	5	3	27	109/72
Uehara	0.2	1	1	1	1	1	1	4	11/6
Gonzalez	0.1	0	0	0	0	0	0	1	4/3
Adams	1.0	1	0	0	0	1	0	3	10/8
Totals	8.0	10	7	7	3	7	4	35	

DETROIT	IP	H	R	ER	BB	SO	HR	BF	PIT/STK
Verlander (W 1-1)	7.1	8	4	4	3	8	1	34	133/94
Coke (Save 1)	1.2	2	1	1	1	1	0	8	21/13
Totals	9.0	10	5	5	4	9	1	42	

FINAL	1	2	3	4	5	6	7	8	9	R	H	E	LOB
DETROIT	1	1	0	0	2	0	0	1	0	5	10	2	3
TEXAS	0	0	9	0	1	2	3	0	x	15	17	0	11

DETROIT	AB	R	H	B	BB	K	TEXAS	AB	R	H	B	BB	K
Jackson, CF	4	1	2	2	0	1	Kinsler, 2B	5	2	2	3	1	0
Raburn, RF	4	0	0	0	0	0	Andrus, SS	5	2	2	0	1	0
Cabrera, 1B	4	2	2	2	0	0	Hamilton, CF-LF	4	1	1	1	1	0
Martinez, DH	4	0	3	0	0	0	Young, 1B	6	2	3	5	0	1
Young, LF	4	0	0	0	0	3	Beltre, 3B	6	2	2	1	0	3
Peralta, SS	4	1	1	1	0	1	Napoli, C	4	2	1	0	1	0
Avila, C	4	0	0	0	0	1	Cruz, RF	4	2	2	2	1	0
Inge, 3B	4	1	1	0	0	0	Murphy, DH	2	2	2	2	3	0
Santiago, 2B	3	0	1	0	0	0	Chavez, LF	1	0	0	0	0	0
							a-Genry, PH-CF	4	0	2	1	0	0

Totals	35	5	10	5	0	8	Totals	41	15	17	15	8	4
---------------	-----------	----------	-----------	----------	----------	----------	---------------	-----------	-----------	-----------	-----------	----------	----------

a-Reached on a fielder's choice for Chavez, En in the 3rd.

2B - Tex 4: M. Young 2 (3), A. Beltre (3), N. Cruz (2). HR - Det 4: A. Jackson (1), M. Cabrera 2 (3), J. Peralta (2). Tex 2: M. Young (1), N. Cruz (6). E - Det: R. Raburn (1), D. Young (1). RISP - Det 1 for 1; Tex 8 for 18. SF - Tex: J. Hamilton. GIDP - Det: R. Raburn 2. SB - Tex: E. Andrus (1), D. Murphy (1). CS - Tex: E. Andrus (1).
IBB - Tex: J. Hamilton, D. Murphy.
Umpires - HP--Tim Hallion, 1B--Tim Welke, 2B--Larry Vanover, 3B--Jim Wolf, LF--Fieldin Culbreth, RF--Jeff Nelson. **Time** - 3:32. **Attendance** - 51,508. **Weather** - 80 degrees

DETROIT	IP	H	R	ER	BB	SO	HR	BF	PIT/STK
Scherzer (L 0-1)	2.1	5	6	6	4	1	0	16	62/30
Schlereth	0.0	1	1	1	1	0	0	0	1/4/2
Porcello	0.1	2	2	2	1	0	0	5	14/6
Perry	2.1	2	1	0	0	0	0	9	35/22
Penny	1.2	7	5	5	2	1	2	14	46/21
Alburquerque	1.1	0	0	0	1	2	0	5	18/11
Totals	8.0	17	15	14	8	4	2	50	

TEXAS	IP	H	R	ER	BB	SO	HR	BF	PIT/STK
Holland	4.2	7	4	4	0	5	3	19	69/47
Feldman	0.1	0	0	0	0	0	0	1	3/3
Ogando (W 2-0)	2.0	1	0	0	0	3	0	7	26/19
Adams	1.0	2	1	1	0	0	1	5	16/11
Feliz	1.0	0	0	0	0	0	0	3	14/9
Totals	9.0	10	5	5	0	8	4	35	

Schlereth pitched to 1 batter in the 3rd.



NELSON CRUZ HAD A RECORD-SETTING PERFORMANCE ON HIS WAY TO BEING SELECTED THE 2011 AMERICAN LEAGUE CHAMPIONSHIP SERIES MOST VALUABLE PLAYER.

2011 WORLD SERIES

RANGERS 2011 WORLD SERIES ROSTER

PITCHERS (11):

Mike Adams, Scott Feldman, Neftali Feliz, Michael Gonzalez, Matt Harrison, Derek Holland, Colby Lewis, Mark Lowe, Alexi Ogando, Darren Oliver, C.J. Wilson.

CATCHERS (3):

Mike Napoli, Yorvit Torrealba, Matt Treanor.

INFELDERS (6):

Elvis Andrus, Adrian Beltre, Esteban German, Ian Kinsler, Mitch Moreland, Michael Young.

OUTFIELDERS (5):

Endy Chavez, Nelson Cruz, Craig Gentry, Josh Hamilton, David Murphy.

WS Game #1	Oct. 19: at St. Louis 3, Texas 2										7-4 Cardinals Lead Series 1-0										WS Game #2	Oct. 20: Texas 2, at St. Louis 1										8-4 Series Tied, 1-1																																										
Busch Stadium																																																																										
FINAL																						1	2	3	4	5	6	7	8	9	R	H	E	LOB	FINAL										1	2	3	4	5	6	7	8	9	R	H	E	LOB																	
TEXAS																						0	0	0	0	2	0	0	0	0	0	2	6	4	0	TEXAS										0	0	0	0	0	0	0	0	0	2	5	1	3	0	0	0	0												
ST. LOUIS																						0	0	0	2	0	1	0	0	x			3	6	0	8	ST. LOUIS										0	0	0	0	0	0	1	0	0	1	6	1	9	0	0	0	0											
Texas																						AB	R	H	BIBB	K	St. Louis										AB	R	H	BIBB	K	Texas										AB	R	H	BIBB	K	St. Louis										AB	R	H	BIBB	K			
Kinsler, 2B																						4	0	2	0	0	Furcal, SS										2	0	0	0	2	1	Kinsler, 2B										3	1	2	0	1	0	Furcal, SS										5	0	1	0	0	0
Andrus, SS																						3	0	0	0	2	Jay, CF										3	0	0	0	0	0	Andrus, SS										4	1	1	0	0	0	Jay, CF										4	0	0	0	0	0
Hamilton, CF-LF																						4	0	0	0	0	Pujols, 1B										2	1	0	0	1	0	Hamilton, LF										3	0	0	1	0	1	Pujols, 1B										4	0	0	0	0	0
Young, 1B																						4	0	0	0	0	Holliday, LF										4	1	1	0	0	0	Young, LF										4	1	0	0	1	0	Berkman, RF										4	0	1	0	2	1
Beltre, 3B																						4	1	2	0	0	Berkman, RF										4	0	2	2	0	0	Beltre, 3B										4	0	1	0	2	0	Motte, P										0	0	0	0	0	0
Cruz, RF																						3	0	1	0	1	Motte, P										0	0	0	0	0	0	Cruz, RF										3	0	0	0	0	0	Rhodes, P										0	0	0	0	0	0
Napoli, C																						2	1	1	2	1	Freese, 3B										2	1	1	0	0	0	Napoli, C										3	0	0	0	0	0	Lynn, P										0	0	0	0	0	0
Murphy, LF																						2	0	0	0	0	Descalso, 3B										0	0	0	0	0	1	Gentry, CF										2	0	0	0	0	0	Holliday, LF										2	0	0	0	2	1
a-Gentry, PH-CF																						1	0	0	0	0	Molina, C										4	0	0	0	0	1	a- Murphy, PH										1	0	0	0	0	0	Freese, 3B										3	1	0	0	0	0
Wilson, P																						2	0	0	0	0	Punto, 2B										2	0	0	1	0	2	Wilson, P										2	0	0	0	0	0	Descalso, 3B										1	0	0	0	0	0
Ogando, P																						0	0	0	0	0	Carpenter, P										2	0	0	0	0	2	Ogando, P										0	0	0	0	0	0	Molina, C										3	0	0	0	1	1
b-German, PH																						0	0	0	0	0	a-Craig, PH										0	0	0	0	0	0	b-German, PH										0	0	0	0	0	0	Lynn, P										1	0	0	1	0	0
Gonzalez, P																						0	0	0	0	0	Rhodes, P										0	0	0	0	0	0	Gonzalez, P										0	0	0	0	0	0	Salas, P										0	0	0	0	0	0
Feldman, P																						0	0	0	0	0	Rzepczynski, P										0	0	0	0	0	0	Feldman, P										0	0	0	0	0	0	Rzepczynski, P										0	0	0	0	0	0
																											Dotel, P										0	0	0	0	0	0																																
																											Schumaker, RF										0	0	0	0	0	0																																
Totals																						30	2	6	2	2	7	Totals	26	3	6	3	6	5	Totals										29	2	5	2	1	9	Totals	33	1	6	1	4	6																	

a-Struck out for Murphy in the 7th. a-Singled for Carpenter in the 6th.
 b-Struck out for Ogando in the 7th.
 2B - Tex: 1. A. Beltre (1), S.L. 2. M. Holliday (1), D. Freese (1), HR - Tex: 1. M. Napoli (1). DP - Tex (Beltre to Kinsler to Mi.Young; Beltre to Kinsler to Mi.Young), S.L. (Furcal to Punto to Pujols). RISP - Tex for 5: S.L. 2 for 9. S. - Tex: E. Andrus, S.L.: J. Jay, D. Descalso. GDP - Tex: M. Napoli, S.L.: J. Jay, M. Holliday. CS - Tex: J. Kinsler (1). WP - Tex: C. Wilson. HBP - S.L.: A. Pujols by C. Wilson. IBB - S.L.: A. Pujols by C. Wilson. N. Punto by C. Wilson.
 Umpires - HP--Greg Gibson, 1B--Alfonso Marquez, 2B--Ron Kulpa, 3B--Ted Barrett, LF--Gary Cederstrom, RF--Jerry Layne.
 Time - 3:06 Attendance - 46,406 Weather - 48 degrees

Texas	IP	H	R	ER	BB	SO	HR	BF	PIT/STK
Wilson (L, 0-1)	5.2	4	2	0	0	4	1	26	94/50
Ogando	0.1	1	0	0	0	0	0	1	2/2
Gonzalez	0.1	0	0	0	0	0	0	0	6/7
Feldman	1.2	1	0	0	0	1	0	6	27/15
Totals	8.0	6	3	3	6	5	0	35	
St. Louis	IP	H	R	ER	BB	SO	HR	BF	PIT/STK
Carpenter (W, 1-0)	6.0	5	2	2	1	4	1	22	87/49
Salas	0.1	1	0	0	1	0	0	3	11/5
Rzepczynski	0.2	0	0	0	0	2	0	2	7/6
Dotel	0.2	0	0	0	0	1	0	2	5/5
Rhodes	5	0	0	0	0	1	0	1	10/3
Motte (S, 1)	1.0	0	0	0	0	0	0	3	10/7
Totals	9.0	6	2	2	7	1	33		

WS Game #3 Oct. 22: St. Louis 16, at Texas 7

FINAL	Oct. 22: St. Louis 16, at Texas 7										8-5 Cardinals Lead Series 2-1										WS Game #4	Oct. 23: at Texas 4, St. Louis 0										9-5 Series Tied, 2-2																																										
Rangers Ballpark																																																																										
FINAL																						1	2	3	4	5	6	7	8	9	R	H	E	LOB	FINAL										1	2	3	4	5	6	7	8	9	R	H	E	LOB																	
ST. LOUIS																						0	0	0	4	3	4	2	1	1	16	15	0	6	0	ST. LOUIS										0	0	0	0	0	0	0	0	0	0	2	4	0	0	0	0													
TEXAS																						0	0	0	3	3	1	0	0	0	7	13	3	8	0	TEXAS										1	0	0	0	3	0	0	x	0	4	6	0	8	0	0	0													
St. Louis																						AB	R	H	BIBB	K	Texas										AB	R	H	BIBB	K	St. Louis										AB	R	H	BIBB	K																		
Furcal, SS																						1	0	0	1	0	Kinsler, 2B										1	0	0	1	0	0	Furcal, SS										3	0	0	1	0	0																
Craig, RF																						5	2	1	1	2	Andrus, SS										5	1	2	0	0	2	Craig, RF										3	0	0	0	1	2	Andrus, SS										4	1	2	0	0	0
Pujols, 1B																						6	4	5	6	0	Hamilton, CF										5	1	1	0	0	0	Pujols, 1B										4	0	0	0	0	0	Hamilton, CF-LF										4	0	1	1	0	1
Holliday, LF																						5	3	1	0	1	Gentry, CF										0	0	0	0	0	0	Holliday, LF										4	0	0	0	2	2	Young, DH										3	0	0	0	1	0
Berkman, DH																						4	2	0	1	1	Young, DH										5	2	2	2	0	1	Berkman, DH										3	0	2	0	0	1	Beltre, 3B										4	0	0	0	0	2
Freese, 3B																						4	1	2	2	1	Beltre, 3B										5	2	4	1	0	0	Freese, 3B										3	0	0	0	0	0	Cruz, RF										2	1	0	0	2	0
1-Descalso, PR-3B																						0	1	0	0	0	Cruz, RF										4	1	1	2	1	2	1-Descalso, PR-3B										0	0	0	0	0	0	Murphy, LF										2	1	0	0	2	0
Molina, C																						3	1	2	4	1	Napoli, 1B										2	0	1	2	0	0	Molina, C										3	0	0	0	0	0	Gentry, CF										0	0	0	0	0	0
Jay, CF																						5	0	0	0	0	Murphy, LF										3	0	0	0	0	0	Jay, CF										3	0	0	0	0	0	a-Theriot, PH										2	1	1	3	0	2
Theriot, 2B																						4	1	1	1	0	Torrealba, LF										3	0	2	0	1	1	Theriot, 2B										4	0	0	0	0	0	Schumaker, CF										0	0	0	0	0	0
																											Punto, 2B										2	0	0	0	1	0																																
Totals																						42	16	15	14	6	7	Totals	36	7	13	7	4	7	Totals										28	0	2	0	3	8	Totals	28	4	6	4	8	6																	

1-Ran for Freese in the 8th.
 a-Struck out for Jay in the 8th.
 2B - S.L.: 3. D. Freese (2), Y. Molina 2 (2). Tex: 2. M. Young (1), A. Beltre (2), HR - S.L.: 4. A. Craig (1), A. Pujols 3 (3). Tex: 2. M. Young (1), N. Cruz (1), E. - Tex: E. Andrus (1), J. Kinsler (2), M. Napoli (1). DP - S.L. (Holliday to Y.Molina; Theriot to Furcal to Pujols). Tex (Kinsler to Andrus to Napoli). RISP - S.L. 4 for 13; Tex 3 for 4. SF - S.L.: Y. Molina, Tex: M. Napoli 2. GDP - S.L. Furcal, Tex: J. Hamilton, CS - S.L.: J. Jay (1). IBB - S.L.: Y. Molina by M. Harrison.
 Umpires - HP--Alfonso Marquez, 1B--Ron Kulpa, 2B--Ted Barrett, 3B--Gary Cederstrom, LF--Jerry Layne, RF--Greg Gibson, RF--Alfonso Marquez.
 Time - 4:04 Attendance - 51,462 Weather - 80 degrees

St. Louis	IP	H	R	ER	BB	SO	HR	BF	PIT/STK
Lohse	3.0	5	3	3	2	3	2	16	75/43
Salas	1.0	4	3	3	0	0	0	6	15/10
Lynn (W, 1-0)	2.1	3	1	1	2	2	0	11	47/28
Dotel	1.2	1	0	0	0	1	0	6	23/17
Boggs	1.0	0	0	0	0	0	0	3	6/6
Totals	9.0	13	7	7	4	7	2	42	
Texas	IP	H	R	ER	BB	SO	HR	BF	PIT/STK
Harrison (L, 0-1)	3.2	6	5	3	1	3	1	19	73/42
Feldman	1.1	2	3	3	2	0	0	7	24/11
Ogando	0.1	0	0	0	0	0	0	1	38/19
Gonzalez	1.2	1	2	2	1	1	0	7	19/10
Holland (W, 1-0)	1.0	2	1	1	0	1	0	5	23/14
Oliver	1.0	1	0	0	1	0	0	4	16/12
Totals	10.0	15	13	6	7	4	49		

Pitcher Notes - Lohse pitched to 4 batters in the 4th, Salas pitched to 3 batters in the 5th.

WS Game #5 Oct. 24: at Texas 4, St. Louis 2 **10-5**
Rangers Ballpark Rangers Lead Series 3-2

FINAL	1	2	3	4	5	6	7	8	9		R	H	E	LOB
ST. LOUIS	0	2	0	0	0	0	0	0	0		2	7	1	12
TEXAS	0	0	1	0	0	1	0	2	x		4	9	2	10

St. Louis	AB	R	H	BIBB	K	Texas	AB	R	H	BIBB	K
Furcal, SS	4	0	1	0	0	Kinsler, 2B	3	0	0	0	2
Craig, RF	2	0	0	0	1	Andrus, SS	5	0	1	0	2
Pujols, 1B	2	0	0	0	3	Hamilton, CF-LF	3	0	1	0	1
Holiday, DH	3	1	1	0	2	Young, 1B	4	1	1	0	0
Berkman, LF	3	1	0	0	2	Beltre, 3B	4	1	1	1	0
Freese, 3B	4	0	1	0	0	Cruz, RF	3	1	1	0	1
Molina, C	4	0	3	1	0	Murphy, LF	4	0	2	0	0
Schumaker, CF	3	0	1	1	0	1-Gentry, PR-CF	0	0	0	0	0
a- Therot, PH	0	0	0	0	0	Napoli, C	4	0	1	2	0
Jay, CF	0	0	0	0	0	Moreland, 1B	4	1	1	1	0
Punto, 2B	3	0	0	0	1						

Totals	28	2	7	2	9	8	Totals	34	4	9	4	4	7
--------	----	---	---	---	---	---	--------	----	---	---	---	---	---

a-Sacrifice bunt for Schumaker in the 8th. 1-Run for Murphy in the 8th.

2B - Tex 2: M. Young (2), M. Napoli (1), **HR** - Tex 2: A. Beltre (1), M. Moreland (1), **E** - STL: C. Carpenter (1), Tex: D. Murphy (1), C. Wilson (1), **DP** - Tex (Beltre to Kinsler to Moreland; Napoli to Kinsler), **RISP** - STL 1 for 12; Tex 2 for 7. **S** - STL: R. Furcal, A. Craig, R. Therot. **GIDP** - STL: M. Holiday, CS - STL: A. Craig (2).

WP - Tex: C. Wilson, **HBP** - STL: A. Craig by M. Feliz, **IBB** - STL: A. Pujols by C. Wilson (2), L. Berkman by A. Ogando, A. Pujols by A. Ogando, Tex: N. Cruz by O. Dotel, I. Kinsler by L. Lynn.
Impires - HP - Ted Barrett, 1B - Gary Cederstrom, 2B - Jerry Layne, 3B - Greg Gibson, LF - Alfonso Marquez, RF - Ron Kulpa.
Time - 3:31 **Attendance** - 51,459 **Weather** - 72 degrees

St. Louis	IP	H	R	ER	BB	SO	HR	BF	PIT/STK
Carpenter	7.0	6	2	2	2	4	2	30	101/67
Dotel (L, 0-1)	0.1	1	2	1	1	0	3	9/5	
Rzepczynski	0.1	2	0	0	0	1	0	3	9/7
Lynn	0.0	0	0	0	1	0	0	1	4/1
Motte	0.1	0	0	0	0	1	0	1	3/3

Totals	8.0	9	4	4	4	7	2	38
--------	-----	---	---	---	---	---	---	----

Pitcher Notes - Lynn pitched to 1 batter in the 8th, Ogando pitched to 1 batter in the 8th.

WS Game #7 Oct. 28: at St. Louis 6, Texas 2 **10-7**
Busch Stadium Cardinals Win Series 4-3

FINAL	1	2	3	4	5	6	7	8	9		R	H	E	LOB
TEXAS	2	0	0	0	0	0	0	0	0		2	6	0	6
ST. LOUIS	2	0	1	0	2	0	1	0	x		6	7	1	8

St. Louis	AB	R	H	BIBB	K	St. Louis	AB	R	H	BIBB	K
Kinsler, 2B	3	0	2	0	1	Theriot, 2B	5	0	0	0	0
Andrus, SS	2	1	0	0	1	Motte, P	0	0	0	0	0
Hamilton, CF	4	1	1	0	0	Craig, LF	4	2	1	1	2
Young, 1B	4	0	1	1	0	Pujols, RF	2	2	0	0	1
Beltre, 3B	3	0	0	0	2	Berkman, RF	3	2	1	0	1
Cruz, RF	4	0	0	0	0	Jay, CF	0	0	0	0	0
Napoli, C	4	0	1	0	0	Freese, 3B	2	0	1	1	2
Murphy, LF	4	0	1	0	0	Descalzo, 3B	0	0	0	0	0
Harrison, P	1	0	0	0	1	Molina, C	3	0	2	2	1
Feldman, P	0	0	0	0	0	Furcal, SS	3	0	2	1	0
Wilson, P	0	0	0	0	0	Schumaker, CF-PR	4	0	0	0	2
a-Chavez, PH	0	0	0	0	0	Carpenter, P	1	3	0	0	1
b-Torrealba, PH	1	0	0	0	0	Rhodes, P	0	0	0	0	0
Adams, P	0	0	0	0	0	Dotel, P	0	0	0	0	0
Gonzalez, P	0	0	0	0	0	Lynn, P	0	0	0	0	0
Ogando, P	0	0	0	0	0	a-Punto, PH-2B	1	0	0	0	0

Totals	30	2	6	2	2	7	Totals	30	6	7	6	6	7
--------	----	---	---	---	---	---	--------	----	---	---	---	---	---

a-Batted for Wilson in the 7th. a-Filed out for Lynn in the 8th
b-Filed out for Chavez in the 7th.

2B - Tex 3: J. Hamilton (2), M. Young (4), D. Murphy (1), STL 1: D. Freese (3), **HR** - STL 1: A. Craig (3), **E** - STL: A. Pujols (2), **DP** - Tex (Andrus to Kinsler to M. Young), **RISP** - Tex 1 for 9; STL 2 for 9. **Texas** - E. Andrus, M. Harrison, **GIDP** - STL: S. Schumaker, CS - Tex: I. Kinsler (3), **HBP** - Tex: A. Beltre by C. Carpenter, STL: A. Pujols by S. Feldman, R. Furcal by C. Wilson, **IBB** - STL: D. Freese by S. Feldman.

Impires - HP - Jerry Layne, 1B - Greg Gibson, 2B - Alfonso Marquez, 3B - Ron Kulpa, LF - Ted Barrett, RF - Gary Cederstrom.
Time - 3:17 **Attendance** - 47,389 **Weather** - 50 degrees

Texas	IP	H	R	ER	BB	SO	HR	BF	PIT/STK
Harrison (L, 0-2)	4.0	3	2	3	1	1	18	77/45	
Feldman	0.2	0	2	2	3	0	6	29/13	
Wilson	1.1	0	0	0	0	2	5	16/10	
Adams	0.2	2	1	1	1	0	5	21/13	
Gonzalez	1.0	0	0	0	0	1	2	15/10	
Ogando	0.1	0	0	0	0	1	0	1/1	

Totals	8.0	7	6	6	6	7	1	38
--------	-----	---	---	---	---	---	---	----

St. Louis	IP	H	R	ER	BB	SO	HR	BF	PIT/STK
Carpenter (W, 2-0)	6.0	6	2	2	2	5	0	26	91/53
Rhodes	0.1	0	0	0	0	0	0	1	3/2
Dotel	0.2	0	0	0	0	1	2	9/2	
Lynn	1.0	0	0	0	0	1	0	3	11/8
Motte	1.0	0	0	0	0	0	0	3	11/7

Pitcher Notes - C. Carpenter pitched to 1 batter in the 7th.

WS Game #6 Oct. 27: at St. Louis 10, Texas 9 **10-6**
Busch Stadium Series Tied, 3-3

FINAL	1	2	3	4	5	6	7	8	9	10	11		R	H	E	LOB
TEXAS	1	0	1	1	0	3	0	0	2	0			9	15	2	12
ST. LOUIS	2	0	0	1	0	1	0	1	2	2	1		10	13	3	11

Texas	AB	R	H	BIBB	K	St. Louis	AB	R	H	BIBB	K
Kinsler, 2B	5	1	2	2	1	Furcal, SS	5	0	0	0	0
Andrus, SS	6	1	1	0	1	Motta, P	0	0	0	0	0
Hamilton, LF-CF	6	2	3	3	0	d-Jackson, PH	0	0	0	0	0
Young, 1B	4	0	2	1	0	e-Lohe, PH	0	0	0	0	0
Moreland, 1B	2	0	0	0	0	Westbrook, P	0	0	0	0	0
Beltre, 3B	1	1	0	1	0	Schumaker, CF	3	1	2	0	0
Cruz, RF	6	2	1	1	0	Lynn, P	0	0	0	0	0
Lowe, P	0	0	0	0	0	Theriot, 2B	3	0	0	1	0
Napoli, C	3	0	2	1	3	Pujols, 1B	5	1	0	1	1
Gentry, CF	2	1	1	0	1	Molina, RF	4	0	0	3	1
a-Murphy, PH-LF-RF	0	1	1	0	0	Holiday, LF	1	0	0	2	0
Lewis, P	3	0	0	0	1	Craig, LF	3	1	1	0	1
Ogando, P	0	0	0	0	0	Freese, 3B	5	1	2	3	1
Holland, P	1	1	1	0	1	Dotel, P	4	0	0	0	0
Adams, P	0	0	0	0	0	Punto, 2B	2	0	0	0	1
b-Chavez, PH	1	0	0	0	0	Dotel, P	0	0	0	0	0
Feliz, P	0	0	0	0	0	Rzepczynski, P	0	0	0	0	0
Oliver, P	0	0	0	0	0	b-Laird, PH	0	0	0	0	0
Feldman, P	0	0	0	0	0	c-Descalzo, PH-SS	2	1	2	0	0
c-German, PH-LF	1	0	0	0	0	Garcia, P	1	0	0	0	0
						Salas, P	0	0	0	0	0
						a-Jay, PH-CF	4	1	2	0	0

Totals	49	9	15	9	5	8	Totals	43	10	13	7	6
--------	----	---	----	---	---	---	--------	----	----	----	---	---

a-Walked for Gentry in the 5th. a-Grouped out for Salas in the 5th.
b-Filed out for Adams in the 9th. b-Batted for Rzepczynski in the 8th.
c-Grouped out for Feldman in the 11th. c-Singled for Laird in the 8th.
d-Batted for Motte in the 10th.

2B - Tex 2: I. Kinsler (1), M. Young (3), STL 1: A. Pujols (1), **3B** - STL 1: D. Freese (1), **HR** - Tex 3: J. Hamilton (1), A. Beltre (2), N. Cruz (2), STL 3: L. Berkman (1), A. Craig (2), D. Freese (1), **E** - Tex: M. Young (2), STL: D. Freese (1), M. Holiday (1), F. Salas (1), **DP** - STL: Freese to Furcal to Punto; Punto to Furcal to Pujols.

RISP - Tex 4 for 15; STL 3 for 12. **S** - STL: K. Lohe, **GIDP** - Tex: A. Beltre, C. Lewis, WP: Tex: A. Ogando, STL: O. Dotel, **IBB** - Tex: M. Napoli by F. Salas, STL: A. Pujols by S. Feldman.

Impires - HP - Gary Cederstrom, 1B - Jerry Layne, 2B - Greg Gibson, 3B - Alfonso Marquez, LF - Ron Kulpa, RF - Ted Barrett.
Time - 4:33 **Attendance** - 47,325 **Weather** - 53 degrees

Texas	IP	H	R	ER	BB	SO	HR	BF	PIT/STK
Lewis	5.1	3	4	2	3	4	1	24	95/57
Ogando (BS, 1)	0.1	0	0	0	2	0	0	2	12/4
Holland	2.0	2	1	0	1	0	1	8	23/16
Adams	0.1	2	0	0	0	0	0	3	3/3
Feliz (BS, 1)	1.0	2	2	2	1	2	0	6	22/12
Oliver	0.1	2	2	2	0	0	0	3	12/9
Feldman (BS, 1)	0.2	0	0	0	1	0	0	4	16/8
Lowe (L, 0-1)	0.0	1	1	1	0	0	1	1	6/3

Totals	10.0	13	10	8	7	6	3	51
--------	------	----	----	---	---	---	---	----

St. Louis	IP	H	R	ER	BB	SO	HR	BF	PIT/STK
Garcia	3.0	5	2	2	2	3	0	14	59/35
Salas	2.0	2	2	2	0	3	0	13	48/31
Lynn	1.2	4	3	3	0	1	2	9	32/19
Dotel	0.1	1	0	0	0	1	0	2	10/7
Rzepczynski	1.0	0	0	0	0	0	0	3	8/6
Motte	2.0	2	2	2	1	0	0	9	27/17
Westbrook (W, 1-0)	1.0	1	0	0					

2010 ALDS

RANGERS 2010 ALDS ROSTER

PITCHERS (10):

Neftali Feliz, Derek Holland, Tommy Hunter, Cliff Lee, Colby Lewis, Dustin Nippert, Darren Oliver, Darren O'Day, Alexi Ogando, C.J. Wilson.

CATCHERS (2):

Bengie Molina, Matt Treanor.

INFIELDERS (7):

Elvis Andrus, Andres Blanco, Jorge Cantu, Esteban German, Ian Kinsler, Mitch Moreland, Michael Young.

OUTFIELDERS (6):

Julio Borbon, Nelson Cruz, Jeff Francoeur, Vladimir Guerrero, Josh Hamilton, David Murphy.

ALDS Game #1	Oct. 6: Texas 5, at Tampa Bay 1													1-0
Tropicana Field	Rangers Lead Series 1-0													
FINAL	1	2	3	4	5	6	7	8	9		R	H	E	LOB
TEXAS	0	2	1	1	0	0	0	0	0		5	10	1	5
TAMPA BAY	0	0	0	0	0	1	1	0	0		1	6	2	8

ALDS Game #2	Oct. 7: Texas 6, at Tampa Bay 0													2-0
Tropicana Field	Rangers Lead Series 2-0													
FINAL	1	2	3	4	5	6	7	8	9		R	H	E	LOB
TEXAS	0	0	1	1	4	0	0	0	0		6	9	1	4
TAMPA BAY	0	0	0	0	0	0	0	0	0		0	2	1	7

Texas	AB	R	H	BIBB	K	Tampa Bay	AB	R	H	BIBB	K
Andrus, SS	5	0	1	0	0	Bartlett, SS	3	0	1	0	0
Young, 3B	4	0	0	0	1	a-Jaso, PH-C	1	0	1	0	0
Hamilton, CF	4	1	1	0	0	Upton, CF	4	0	0	0	2
Guerrero, DH	4	0	2	1	0	Crawford, LF	4	0	1	0	0
Cruz, LF	4	1	1	0	1	Longoria, 3B	4	0	1	0	1
Kinsler, 2B	4	1	1	0	0	Pena, 1B	3	0	0	1	3
Francoeur, RF	4	1	1	1	0	Baldelli, DH	3	0	0	0	2
Cantu, 1B	4	0	1	1	0	b-Johnson, PH-DH	4	0	0	0	1
Molina, C	4	0	1	3	2	Zobrist, RF	4	1	2	0	1
						Shoppach, C	3	0	0	0	1
						Brignac, SS	1	0	0	0	1
						Rodriguez, 2B	3	0	0	0	1
						c-Joyce, PH	1	0	0	0	1

Texas	AB	R	H	BIBB	K	Tampa Bay	AB	R	H	BIBB	K
Andrus, SS	5	1	2	0	0	Bartlett, SS	3	0	1	0	0
Young, 3B	4	1	2	3	0	Upton, CF	4	0	0	0	2
Hamilton, CF	4	0	1	0	1	Crawford, LF	4	0	0	0	1
Guerrero, DH	4	1	0	0	1	Longoria, 3B	4	0	0	0	1
Cruz, N, RF	4	0	2	0	1	Zobrist, 1B-2B	3	0	0	1	0
Kinsler, 2B	4	1	2	2	0	Aybar, DH	4	0	1	0	1
Moreland, 1B	4	0	0	0	0	Shoppach, C	3	0	0	1	2
Trea, 2B	4	1	2	1	1	Rodriguez, 2B	2	0	0	1	0
Borbon, LF	4	1	0	0	2	a-Joyce, PH-RF	1	0	0	0	1
						Jennings, RF	2	0	0	0	1
						b-Johnson, PH-1B	0	0	0	1	0

Totals 37 5 10 5 0 8 Totals 34 6 1 6 1 2 13
 a-Strung out for Rodriguez in the 7th.
 b-Walked for Jennings in the 7th.

Totals 34 6 9 5 1 8 Totals 30 2 0 2 3 10
 a-Strung out for Rodriguez in the 7th.
 b-Walked for Jennings in the 7th.

2B - Tex 2: V. Guerrero (1), J. Francoeur (1), J. Francoeur (1), TB 1: B. Zobrist (1), HR - Tex 2: N. Cruz (1), B. Molina (1), TB 1: B. Zobrist (1), E - Tex: E. Andrus (1), TB: E. Longoria (1), S. Rodriguez (1), DP - TB (Longoria to S. Rodriguez to C. Pena), RISP - Tex 2 for 7: TB 1 for 10, GIDP - Tex: E. Andrus, SB - Tex: J. Hamilton (1), TB: C. Crawford (1), CS - Tex: E. Andrus (1).

2B - Tex 1: N. Cruz (1), TB 1: W. Aybar (1), HR - Tex 2: M. Young (1), I. Kinsler (1), E - Tex: I. Kinsler (1), TB: J. Shields (1), DP - TB (Upton to S. Rodriguez; Bartlett to J. Johnson), RISP - Tex 3 for 8; TB 0 for 3, GIDP - Tex: E. Andrus, SB - Tex: E. Andrus (1), HBP - Tex: M. Treanor by J. Shields 2, TB: J. Bartlett by C. Wilson.

Texas	IP	H	R	ER	BB	SO	HR	BF	PIT/STK
Lee (W, 1-0)	7.0	5	1	0	10	1	27	104/76	
O'Day	0.1	1	0	0	0	0	0	7/6	
Oliver	0.2	0	0	0	0	0	2	6/4	
Feliz	1.0	0	0	0	2	2	0	5	20/12
Totals	9.0	6	1	1	2	13	1	36	

Texas	IP	H	R	ER	BB	SO	HR	BF	PIT/STK	
Wilson (W, 1-0)	6.1	2	0	0	1	0	25	104/65		
O'Day	0.1	0	0	0	0	1	0	1	5/3	
Oliver	2.1	0	0	0	0	1	2	0	8	26/16
Totals	9.0	2	0	0	0	3	10	0	34	

ALDS Game #3	Oct. 9: Tampa Bay 6, at Texas 3													2-1
Rangers Ballpark	Rangers Lead Series 2-1													
FINAL	1	2	3	4	5	6	7	8	9		R	H	E	LOB
TAMPA BAY	0	0	0	0	1	0	1	0	2		6	11	0	11
TEXAS	0	0	1	0	0	1	0	1	0		3	6	0	4

ALDS Game #4	Oct. 10: Tampa Bay 5, at Texas 2													2-2
Rangers Ballpark	Series Tied 2-2													
FINAL	1	2	3	4	5	6	7	8	9		R	H	E	LOB
TAMPA BAY	0	1	0	2	2	0	0	0	0		5	12	0	6
TEXAS	0	0	0	0	2	0	0	0	0		2	8	2	8

Totals 37 6 11 6 7 9 Totals 32 3 6 3 2 6
 a-Strung out for Joyce in the 8th.
 b-Lined out for Jennings in the 9th.
 1-Ran for Johnson in the 8th.

Totals 38 5 12 4 0 12 Totals 34 2 8 2 3 8
 a-Strung out for Brignac in the 6th.
 a-Filed out for Molina, B in the 9th.

2B - TB 2: B. Zobrist (2), D. Johnson (1), B. Upton (1), Tex 1: M. Moreland (1), HR - TB 2: C. Crawford (1), C. Pena (1), TB 2: N. Cruz (2), I. Kinsler (2), DP - TB (Bartlett to Zobrist to C. Pena), RISP - Tex 3 for 9; Tex 0 for 3, GIDP - Tex: N. Cruz.

2B - TB 4: E. Longoria 2 (2), C. Pena (1), B. Upton (2), Tex 2: E. Andrus (1), M. Moreland (2), 3B - TB 1: C. Pena (1), HR - TB 1: E. Longoria (1), Tex 1: N. Cruz (3), E - Tex: E. Andrus (2), I. Kinsler (2), DP - TB (Longoria to Zobrist to C. Pena), Tex (Molina to Andrus to Moreland; Kinsler to Crawford to Moreland), RISP - TB 3 for 14; Tex 1 for 8, GIDP - TB: C. Crawford, D. Johnson, Tex: V. Guerrero, SB - TB: M. Joyce (1), B. Upton (1), PB - TB: J. Jaso, Tex: B. Molina.

Tampa Bay	IP	H	R	ER	BB	SO	HR	BF	PIT/STK
Garza	6.0	5	2	2	4	1	24	90/55	
Choate	0.1	0	0	0	0	0	1	1/1	
Benoit (W, 1-0)	1.2	0	0	0	0	1	0	5	16/12
Soriano	1.0	1	1	1	0	1	1	4	16/12
Totals	9.0	6	3	2	2	6	2	34	

Tampa Bay	IP	H	R	ER	BB	SO	HR	BF	PIT/STK
Davis (W, 1-0)	5.0	7	2	3	3	7	0	24	94/57
Choate	1.2	1	0	0	0	0	0	1	6/4
Balfour	1.0	0	0	0	0	0	0	6	22/15
Benoit	1.0	0	0	0	0	1	0	3	7/6
Soriano (S, 1)	1.0	0	0	0	0	0	0	3	15/10
Totals	9.0	8	2	2	3	8	1	37	

Totals 37 6 11 6 7 9 2 44
 Garza pitched to 1 batter in the 7th.
 Lewis pitched to 1 batter in the 6th.
 Feliz pitched to 1 batter in the 9th.

Totals 9.0 12 5 4 0 12 1 38
 Davis pitched to 2 batters in the 6th.

FRONT OFFICE COACHES PLAYERS 2010 REVIEW OPONENTS RECORDS DEVELOPMENT MEDIA

ALDS Game #5 Oct. 12: Texas 5, at Tampa Bay 1 **3-2**
Tropicana Field Rangers Win Series, 3-2

FINAL	1	2	3	4	5	6	7	8	9	R	H	E	LOB
TEXAS	1	0	0	1	0	1	0	0	2	5	11	1	5
TAMPA BAY	0	0	1	0	0	0	0	0	0	1	6	2	5
Texas	AB	R	H	BI	BB	K	Tampa Bay	AB	R	H	BI	BB	K
Andrus, SS	5	1	2	0	0	1	Bartlett, SS	4	0	3	0	0	0
Young, 3B	4	0	0	0	0	1	Zobrist, RF	4	0	1	0	0	2
Hamilton, CF	4	0	0	1	0	2	Crawford, LF	4	0	0	0	0	0
Guerrero, DH	4	1	1	0	0	0	Longoria, 3B	4	0	0	0	0	1
Cruz, N, LF	4	2	3	0	0	1	Pena, 1B	4	0	0	0	0	3
Kinsler, 2B	4	1	3	3	0	0	Upton, CF	4	0	1	0	1	1
Francouer, RF	4	0	0	0	0	1	Johnson, DH	2	0	0	0	0	1
Molina, C	4	0	1	0	0	0	a-Ybar, PH-DH	1	0	0	0	0	2
Moreland, 1B	4	0	1	0	0	2	Shoppach, C	3	0	0	0	0	2
							Rodriguez, 2B	3	1	1	0	0	2
Totals	37	5	11	4	0	8	Totals	33	1	6	1	0	11

a-Struck out for Johnson in the 7th.

2B - Tex 2: N. Cruz (2), M. Moreland (3), TB 1: J. Bartlett (1), **HR** - Tex 1: I. Kinsler (3), **E** - Tex: J. Hamilton (1), TB: E. Longoria (2), K. Shoppach (1), **DP** - TB (Bartlett to S. Rodriguez to C. Pena; Bartlett to S. Rodriguez to C. Pena), **RISP** - Tex 0 for 4; TB 1 for 7, **GIDP** - Tex: V. Guerrero, J. Francouer, **SB** - Tex: E. Andrus (3), N. Cruz (1), B. Molina (1), TB: B. Upton (2), **Umpires** - HP--Jeff Kellogg, 1B--Mike DiMuro, 2B--Tim Welke, 3B--Jim Wolf, LF--Jerry Meals, RF--Bill Miller, **Time** - 3:00. **Attendance** - 41,845. **Weather** - 70 degrees, Dome.

Texas	IP	H	R	ER	BB	SO	HR	BF	PIT/STK
Lee (W, 2-0)	9.0	6	1	1	0	11	0	33	104/68
Totals	9.0	6	1	1	0	11	0	33	
Tampa Bay	IP	H	R	ER	BB	SO	HR	BF	PIT/STK
Price (L, 0-2)	6.0	8	3	3	0	6	0	25	104/68
Balfour	1.0	0	0	0	0	1	0	3	8/6
Benoit	1.0	0	0	0	0	1	0	3	15/11
Soriano	1.0	3	2	2	0	0	1	6	12/11
Totals	9.0	11	5	5	0	8	1	37	

2010 ALCS

RANGERS 2010 ALCS ROSTER

- PITCHERS** (11): Neftali Feliz, Derek Holland, Tommy Hunter, Michael Kirkman, Cliff Lee, Colby Lewis, Darren Oliver, Darren O'Day, Alexi Ogando, Clay Rapada, C.J. Wilson.
CATCHERS (2): Bengie Molina, Matt Treanor.
INFIELDERS (6): Elvis Andrus, Andres Blanco, Jorge Cantu, Ian Kinsler, Mitch Moreland, Michael Young.
OUTFIELDERS (6): Julio Borbon, Nelson Cruz, Jeff Francoeur, Vladimir Guerrero, Josh Hamilton, David Murphy.

ALCS Game #1 Oct. 15: New York (AL) 6, at Texas 5 **3-3**
Rangers Ballpark Yankees Lead Series, 1-0

FINAL	1	2	3	4	5	6	7	8	9	R	H	E	LOB
NEW YORK (AL)	0	0	0	0	0	1	5	0	0	6	10	1	7
TEXAS	3	0	0	2	0	0	0	0	0	5	7	1	7
New York (AL)	AB	R	H	BI	BB	K	Texas	AB	R	H	BI	BB	K
Jeter, SS	5	1	2	1	0	0	Andrus, SS	3	2	1	0	1	1
Swisher, RF	4	1	0	0	1	1	Young, 3B	5	1	2	2	0	3
Golson, RF	0	0	0	0	0	0	Hamilton, CF	4	1	1	3	1	2
Teixeira, 1B	4	1	0	0	0	1	Guerrero, DH	4	0	0	0	1	1
Rodriguez, 3B	5	1	1	2	2	2	Cruz, LF-RF	3	0	1	0	1	1
Cano, 2B	4	1	3	2	0	0	Kinsler, 2B	2	0	0	2	0	0
Thames, DH	4	0	2	1	0	0	Francouer, RF	2	0	0	0	0	0
Posada, C	4	0	0	0	0	1	a-Murphy, PH-LF	2	0	0	0	0	0
Granderson, CF	3	0	1	0	1	1	Treanor, C	2	1	1	0	1	0
Gardner, LF	3	1	1	0	1	0	b-Borbon, PH	1	0	0	0	1	0
							Molina, C	0	0	0	0	0	0
							Cantu, 1B	3	0	0	0	0	0
							c-Moreland, PH	1	0	1	0	0	0
Totals	36	6	10	6	4	5	Totals	32	5	7	5	6	9

a-Filed out for Francoeur in the 5th.
b-Struck out for Treanor in the 8th.
c-Singled for Cantu in the 9th.

2B - NYY 2: D. Jeter (2), Tex 1: M. Young (1), **HR** - NYY 1: R. Cano (1), Tex 1: J. Hamilton (1), **E** - NYY: A. Rodriguez (1), Tex: J. Hamilton (1), **DP** - Tex (Kinsler to Andrus to Cantu), **RISP** - NYY 3 for 12; Tex 2 for 8, **SH** - Tex: E. Andrus, **GIDP** - NYY: D. Jeter, **SB** - Tex: J. Hamilton (1), **CS** - Tex: I. Kinsler (1), **WP** - NYY: C. Sabathia, **BK** - NYY: C. Sabathia.
Umpires - HP--Gerry Davis, 1B--Tony Randazzo, 2B--Jim Reynolds, 3B--Angel Hernandez, LF--Fieldin Culbreth, RF--Brian Gorman, **Time** - 3:50. **Attendance** - 50,930. **Weather** - 80 degrees.

New York (AL)	IP	H	R	ER	BB	SO	HR	BF	PIT/STK
Sabathia	4.0	6	5	5	4	3	1	21	93/51
Chamberlain	1.0	0	0	0	1	0	0	4	18/11
Moseley (W, 1-0)	2.0	0	0	0	0	4	0	7	27/21
Wood	1.0	0	0	0	0	1	0	3	19/11
Rivera (S, 1)	1.0	0	0	0	0	1	0	4	14/10
Totals	9.0	7	5	5	6	9	1	39	
Texas	IP	H	R	ER	BB	SO	HR	BF	PIT/STK
Oliver	7.0	6	3	2	4	1	28	104/68	
Wilson	0.0	0	2	2	0	0	2	13/5	
O'Day (L, 0-1)	0.0	1	0	0	0	0	1	1/1	
Rapada (BS, 1)	0.0	1	0	0	0	0	1	1/1	
Holland	2.0	2	0	0	0	1	0	8	37/21
Totals	9.0	10	6	6	4	5	1	40	

Wilson pitched to 2 batters in the 8th.
Oliver pitched to 2 batters in the 8th.
O'Day pitched to 1 batter in the 8th.
Rapada pitched to 1 batter in the 8th.

ALCS Game #2 Oct. 16: at Texas 7, New York (AL) 2 **4-3**
Rangers Ballpark Series Tied, 1-1

FINAL	1	2	3	4	5	6	7	8	9	R	H	E	LOB
NEW YORK (AL)	0	0	0	1	0	0	0	0	0	2	7	0	12
TEXAS	1	2	2	0	0	0	0	0	0	7	12	0	9
New York (AL)	AB	R	H	BI	BB	K	Texas	AB	R	H	BI	BB	K
Jeter, SS	4	0	1	0	1	3	Andrus, SS	4	1	2	0	1	0
Granderson, CF	2	0	0	0	2	0	Young, 3B	5	0	1	0	1	1
Teixeira, 1B	4	0	0	0	1	1	Hamilton, CF	1	0	0	0	4	1
Rodriguez, 3B	5	0	1	0	0	0	Guerrero, DH	5	0	1	0	2	2
Cano, 2B	5	2	2	1	0	1	Cruz, RF-LF	4	2	2	0	0	2
Swisher, RF	3	0	1	0	1	2	Kinsler, 2B	3	1	1	1	0	0
Posada, C	3	0	1	0	1	2	Murphy, LF	3	2	2	0	1	0
Borbon, DH	3	0	1	1	0	0	a-Francoeur, PH-RF	1	0	0	0	0	0
Gardner, LF	2	0	0	0	0	0	Molina, C	4	0	1	2	0	2
							Moreland, 1B	3	1	2	1	1	0
Totals	33	2	7	2	7	10	Totals	33	7	12	6	9	

a-Struck out for Gardner in the 6th. a-Filed out for Murphy in the 7th.

2B - NYY 2: R. Cano (1), N. Swisher (1), Tex 5: M. Young (2), N. Cruz (2), D. Murphy (1), B. Molina (1), 3B - Tex 1: I. Kinsler (1), **HR** - NYY 1: R. Cano (2), Tex 1: D. Murphy (1), **DP** - NYY (Swisher to Teixeira; Jeter to Cano to Teixeira), **RISP** - NYY 1 for 11; Tex 5 for 15, **SH** - Tex: I. Kinsler, **GIDP** - Tex: M. Young, **SB** - Tex: E. Andrus (2), J. Hamilton (2), **CS** - Tex: P. Hughes, **WP** - NYY: P. Hughes, **C** Lewis, **HBP** - NYY: C. Granderson by C. Lewis, **IBB** - Tex: J. Hamilton by P. Hughes, J. Hamilton by S. Mitre.
Umpires - HP--Tony Randazzo, 1B--Jim Reynolds, 2B--Angel Hernandez, 3B--Fieldin Culbreth, LF--Brian Gorman, RF--Gerry Davis, **Time** - 3:52. **Attendance** - 50,362. **Weather** - 83 degrees.

New York (AL)	IP	H	R	ER	BB	SO	HR	BF	PIT/STK
Hughes (L, 0-1)	4.0	10	7	7	3	3	1	24	88/57
Chamberlain	1.0	1	0	0	0	2	0	4	19/14
Robertson	1.1	1	0	0	0	2	0	5	21/14
Logan	0.2	0	0	0	1	1	0	3	16/12
Mitre	1.0	0	0	0	2	1	0	4	15/7
Totals	8.0	12	7	7	6	9	1	40	
Texas	IP	H	R	ER	BB	SO	HR	BF	PIT/STK
Lewis (W, 1-0)	5.2	6	2	2	3	6	1	26	102/67
Rapada	0.1	0	0	0	0	0	1	0	9/6
Ogando	1.0	1	0	0	1	1	0	5	25/15
Oliver	0.2	0	0	0	0	1	0	3	14/8
O'Day	0.1	0	0	0	0	0	1	0	2/2
Feliz	1.0	0	0	0	2	1	0	5	30/16
Totals	9.0	7	2	2	7	10	1	41	

Hughes, P pitched to 2 batters in the 5th.
Logan pitched to 1 batter in the 8th.

FRONT OFFICE
COACHES
PLAYERS
2010 REVIEW
OPPONENTS
RECORDS
DEVELOPMENT
MEDIA

2010 WORLD SERIES

RANGERS 2010 WORLD SERIES ROSTER

PITCHERS (11): Neftali Feliz, Derek Holland, Tommy Hunter, Michael Kirkman, Cliff Lee, Colby Lewis, Mark Lowe, Darren O'Day, Alexi Ogando*, Darren Oliver, C.J. Wilson.
CATCHERS (2): Bengie Molina, Matt Blanco.
INFIELDERS (6): Elvis Andrus, Andres Blanco, Jorge Cantu, Ian Kinsler, Mitch Moreland, Michael Young.
OUTFIELDERS (6): Julio Borbon, Nelson Cruz, Jeff Francoeur, Vladimir Guerrero, Josh Hamilton, David Murphy.
 * - Ogando suffered a left oblique strain in Game 4 and was replaced on the roster by Dustin Nippert for Game 5.

WS Game #1	Oct. 27: at San Francisco 11, Texas 7										7-5		
AT&T Park											Giants Lead Series 1-0		
FINAL	1	2	3	4	5	6	7	8	9	R	H	E	LOB
TEXAS	1	1	0	0	0	2	0	0	3	7	11	4	8
SAN FRANCISCO	0	2	0	0	6	0	0	3	x	11	14	2	6

WS Game #2	Oct. 28: at San Francisco 9, Texas 0										7-6		
AT&T Park											Giants Lead Series 2-0		
FINAL	1	2	3	4	5	6	7	8	9	R	H	E	LOB
TEXAS	0	0	0	0	0	0	0	0	0	0	4	0	7
SAN FRANCISCO	0	0	0	1	0	1	7	x		9	8	0	5

Totals 36 7 11 7 4 5 **Totals** 38 11 14 11 1 12
2B - Tex: 4; N. Cruz (1), B. Molina (1), M. Moreland (1), C. Lee (1), SF: 6; A. Torres (1), F. Sanchez 3 (3), A. Huff (1), I. Ishikawa (1), HR - SF: 1; J. Uribe (1), E - Tex: E. Andrus (1), V. Guerrero 2 (2), M. Young (1), SF: A. Huff (1), T. Ishikawa (1), DP - Tex (Kinsler to Andrus), SF (Uribe to Huff), RISP - Tex 4 for 12, SF 9 for 17, SF: 7 - Tex: E. Andrus, V. Guerrero. **GDP** - Tex: 1; Kinsler. **CS** - SF: A. Huff (1).
Umpires - HP - John Hirschbeck, 1B - Sam Holbrook, 2B - Bill Miller, 3B - Mike Winters, LF - Jeff Kellogg, RF - Gary Darling. **Time** - 3:36. **Attendance** - 43,601. **Weather** - 62 degrees, Overcast.

Totals 30 0 4 0 3 2 **Totals** 32 9 8 9 6 9
2B - Tex: 1; I. Kinsler (1), SF: 2; A. Torres (2), C. Ross (1). **3B** - SF: 1; A. Rowand (1), HR - SF: 1; E. Renteria (1). **RISP** - Tex 0 for 9; SF 4 for 8. **CS** - Tex: C. Wilson.
SB - Tex: E. Andrus (1).
Umpires - HP - Sam Holbrook, 1B - Bill Miller, 2B - Mike Winters, 3B - Jeff Kellogg, LF - Gary Darling, RF - John Hirschbeck. **Time** - 3:17. **Attendance** - 43,622. **Weather** - 65 degrees.

Texas	IP	H	R	ER	BB	SO	HR	BF	PIT/STK
Lee (L 0-1)	4.2	8	7	6	1	7	0	24	104/69
O'Day	0.1	1	1	1	0	1	4	13/8	
Ogando	2.0	1	0	0	0	4	0	6	25/18
Lowe	0.2	3	3	3	0	0	5	23/15	
Kirkman	0.1	1	0	0	0	0	2	5/3	
Totals	8.0	14	11	10	1	12	1	41	

Texas	IP	H	R	ER	BB	SO	HR	BF	PIT/STK
Wilson (L 0-1)	6.0	3	2	2	2	4	1	23	101/62
Oliver	1.0	1	0	0	0	2	0	4	11/9
O'Day	0.2	1	1	1	1	0	2	3	16/11
Holland	0.0	0	3	3	3	0	0	3	13/1
Lowe	0.2	0	1	2	1	0	0	2	14/7
Kirkman	0.1	2	1	1	0	1	0	3	12/8
Totals	8.0	8	9	9	6	9	1	38	

San Francisco	IP	H	R	ER	BB	SO	HR	BF	PIT/STK
Lincecum (W 1-0)	5.2	8	4	2	3	1	27	93/64	
Casilla (Hold 1)	1.1	0	0	0	0	1	0	5	19/12
Romo	0.2	1	0	0	0	0	1	2	7/6
Lopez	0.1	0	0	0	0	0	0	1	2/2
Ramirez	1.1	2	2	1	0	0	3	12/7	
Afeldt	0.0	0	1	1	0	0	0	1	6/4
Wilson	0.2	1	0	0	0	0	3	11/7	
Totals	9.0	11	7	4	5	0	42		

San Francisco	IP	H	R	ER	BB	SO	HR	BF	PIT/STK
Cain (W 1-0)	7.2	4	0	0	2	2	0	29	102/66
Lopez (Hold 1)	0.1	0	0	0	0	0	0	1	2/2
Mota	1.0	0	0	0	0	1	0	4	19/11
Totals	9.0	4	0	0	3	2	0	34	

WS Game #3	Oct. 30: at Texas 4, San Francisco 2										8-6		
Rangers Ballpark											Giants Lead Series 2-1		
FINAL	1	2	3	4	5	6	7	8	9	R	H	E	LOB
SAN FRANCISCO	0	0	0	0	0	1	1	0		2	5	1	5
TEXAS	0	3	0	0	1	0	0	x		4	8	0	5

WS Game #4	Oct. 31: San Francisco 4, at Texas 0										8-7		
Rangers Ballpark											Giants Lead Series 3-1		
FINAL	1	2	3	4	5	6	7	8	9	R	H	E	LOB
SAN FRANCISCO	0	0	0	0	0	0	0	0	1	4	8	1	6
TEXAS	0	0	0	0	0	0	0	0	0	0	3	0	3

San Francisco	AB	R	H	B	B	K	Texas	AB	R	H	B	B	K
Torres, CF	4	0	1	1	0	0	Andrus, SS	4	0	2	0	0	1
Sanchez, 2B	4	0	1	0	0	0	Young, 3B	4	0	2	0	0	
Huff, 1B	3	0	1	0	0	0	Hamilton, CF	4	1	1	1	0	
Possey, C	3	0	1	0	1	1	Guerrero, DH	3	0	0	1	0	
Burrell, LF	4	0	0	0	4	0	Cruz, LF	4	1	1	0	0	
Ross, RF	3	1	1	1	0	0	Kinsler, 2B	4	0	1	0	2	
Uribe, 3B	4	0	0	0	1	0	Francoeur, RF	2	0	0	0	1	
Sandoval, DH	3	0	0	0	1	0	Molina, C	1	1	0	2	0	
Renteria, SS	3	0	0	0	1	0	Moreland, 1B	3	1	1	3	0	
Totals	31	2	5	2	8	2	Totals	29	4	8	4	4	

San Francisco	IP	H	R	ER	BB	SO	HR	BF	PIT/STK
Bumgarner (W 1-0)	8.0	3	0	0	2	6	0	27	106/69
Wilson	1.0	0	0	0	0	2	0	3	11/8
Totals	9.0	3	0	0	2	8	0	30	

2B - SF: 1; A. Huff (2), Tex: 1; N. Cruz (2), HR - SF: 2; A. Torres (1), C. Ross (1), Tex 2; J. Hamilton (1), M. Moreland (1), E - SF: E. Renteria (1), RISP - SF 0 for 2; Tex 1 for 6, **GDP** - SF: P. Sandoval, Tex: M. Young 2, B. Molina. **SB** - Tex: I. Kinsler (1).
CS - Tex: V. Guerrero (1), **HR** - SF: A. Huff by C. Lee.
Umpires - HP - Bill Miller, 1B - Mike Winters, 2B - Jeff Kellogg, 3B - Gary Darling, LF - John Hirschbeck, RF - Sam Holbrook. **Time** - 2:51. **Attendance** - 52,419. **Weather** - 79 degrees.

2B - SF: 2; A. Torres 2 (4), HR - SF: 2; A. Huff (1), B. Posey (1), E - SF: J. Uribe (1), RISP - SF 1 for 7, Tex 0 for 1, **GDP** - Tex: E. Andrus, J. Hamilton, **SB** - SF: A. Torres (1), **CS** - Tex: J. Hamilton (1).
Umpires - HP - Mike Winters, 1B - Jeff Kellogg, 2B - Gary Darling, 3B - John Hirschbeck, LF - Sam Holbrook, RF - Bill Miller. **Time** - 3:09. **Attendance** - 51,920. **Weather** - 77 degrees.

FRONT OFFICE COACHES PLAYERS 2010 REVIEW OPPONENTS RECORDS DEVELOPMENT MEDIA

WS Game #5 Nov. 1: San Francisco 3, at Texas 1 **8-8**
Rangers Ballpark **Giants Win Series 4-1**

FINAL	1	2	3	4	5	6	7	8	9	R	H	E	LOB
SAN FRANCISCO	0	0	0	0	0	0	3	0	0	3	7	0	4
TEXAS	0	0	0	0	0	0	1	0	0	1	3	1	4

San Francisco	AB	R	H	B	I	B	K	Texas	AB	R	H	B	I	B	K
Torres, RF	4	0	1	0	0	1		Andrus, SS	4	0	0	0	0	0	1
Sanchez, 2B	4	0	1	0	0	0		Young, 3B	4	0	1	0	0	0	0
Posey, C	4	0	2	0	0	0		Hamilton, CF	4	0	0	0	0	2	
Ross, LF	4	1	1	0	0	1		Guerrero, DH	4	0	0	0	0	1	
Uribe, 3B	4	1	1	0	0	2		Cruz, RF	4	1	1	1	0	2	
Huff, 1B	3	0	0	0	0	0		Kinsler, 2B	2	0	0	0	1	0	
Burrell, DH	4	0	0	0	0	3		Murphy, LF	3	0	0	0	0	3	
Renteria, SS	3	1	1	3	0	0		Molina, C	3	0	0	0	0	2	
Rowand, CF	3	0	0	0	0	1		Moreland, 1B	2	0	1	0	1	1	

Totals	33	3	7	3	0	8	Totals	30	1	3	1	2	12
---------------	-----------	----------	----------	----------	----------	----------	---------------	-----------	----------	----------	----------	----------	-----------

HR - SF 1: E. Renteria (2). Tex. 1: N. Cruz (1). E - Tex: M. Moreland (1). RISP - SF 1 for 2; Tex 0 for 0. SH - SF: A. Huff. GDP - SF: E. Renteria.
 Umpires -HP--Jeff Kellogg, 1B--Gary Darling, 2B--John Hirschbeck, 3B--Sam Holbrook, LF--Bill Miller, RF--Mike Winters. Time - 2:32. Attendance - 52,045.
 Weather - 68 degrees.

San Francisco	IP	H	R	ER	BB	SO	HR	BF	PIT/STK
Lincecum (W 2-0)	8.0	3	1	1	2	10	1	29	101/71
Wilson (Save 1)	1.0	0	0	0	0	2	0	3	11/8
Totals	9.0	3	1	1	0	12	1	32	

Texas	IP	H	R	ER	BB	SO	HR	BF	PIT/STK
Lee (L 0-2)	7.0	6	3	3	0	6	1	27	95/69
Feliz	2.0	1	0	0	0	2	0	7	23/17
Totals	9.0	7	3	3	0	8	1	34	



PRE-GAME CEREMONIES PRIOR TO THE RANGERS' FIRST WORLD SERIES HOME GAME IN FRANCHISE HISTORY, OCTOBER 30, 2010, GAME 3 VERSUS SAN FRANCISCO.

FRONT OFFICE

COACHES

PLAYERS

2019 REVIEW

OPPONENTS

RECORDS

DEVELOPMENT

MEDIA

1999 ALDS

RANGERS 1999 DIVISION SERIES ROSTER

PITCHERS (11):

John Burkett, Tim Crabtree, Jeff Fassero, Rick Helling, Esteban Loaiza, Mike Morgan, Danny Patterson, Aaron Sele, Mike Venafo, John Wetteland, Jeff Zimmerman.

CATCHERS (2):

Ivan Rodriguez, Gregg Zaun.

INFELDERS (7):

Luis Alicea, Royce Clayton, Mark McLemore, Rafael Palmeiro, Jon Shave, Lee Stevens, Todd Zeile.

OUTFIELDERS (5):

Juan Gonzalez, Tom Goodwin, Scarborough Green, Rusty Greer, Roberto Kelly.

ALDS Game #1	Oct. 5: at New York (AL) 8, Texas 0												
Yankee Stadium	Yankees Lead Series 1-0												
FINAL	1	2	3	4	5	6	7	8	9	R	H	E	LOB
TEXAS	0	0	0	0	0	0	0	0	0	0	2	1	7
NEW YORK (AL)	0	1	0	0	2	4	0	1	x	8	10	0	10
Texas	AB	R	H	B	BB	K	New York (AL)	AB	R	H	B	BB	K
McLemore, 2B	3	0	0	0	1	0	Knoblauch, 2B	4	1	2	0	1	1
Rodriguez, C	4	0	2	0	0	0	Jeter, SS	3	2	1	0	2	2
Greer, LF	2	0	0	0	2	0	O'Neill, RF	4	2	1	0	1	1
Gonzalez, RF	3	0	0	0	1	2	Curtis, LF	0	0	0	0	0	0
Palmeiro, DH	3	0	0	0	1	0	Williams, CF	5	1	3	6	0	0
Zelle, 3B	3	0	0	0	1	1	Martinez, 1B	4	0	1	0	1	0
Stevens, 1B	3	0	0	0	1	1	Strawberry, DH	2	1	0	0	0	0
Clayton, SS	3	0	0	0	0	0	Leyritz, PH-DH	2	1	0	0	0	0
Goodwin, CF	3	0	0	0	0	0	Posada, C	4	0	1	0	0	0
							Ledee, LF-RF	3	1	1	1	1	1
							Brosius, 3B	3	0	0	0	0	0
Totals	27	0	2	0	7	5	Totals	34	8	10	7	7	5

ALDS Game #2	Oct. 7: at New York (AL) 3, Texas 1												
Yankee Stadium	Yankees Lead Series 2-0												
FINAL	1	2	3	4	5	6	7	8	9	R	H	E	LOB
TEXAS	0	0	0	1	0	0	0	0	0	1	7	0	6
NEW YORK (AL)	0	0	0	0	1	0	1	1	x	3	7	2	7
Texas	AB	R	H	B	BB	K	New York (AL)	AB	R	H	B	BB	K
Clayton, SS	4	0	0	0	0	0	Knoblauch, 2B	4	0	0	0	0	1
Greer, LF	4	0	0	0	0	1	Jeter, SS	4	0	2	0	0	1
Rodriguez, C	4	0	1	0	0	1	O'Neill, RF	4	0	1	0	0	0
Gonzalez, RF	4	1	1	0	1	0	Curtis, PR-LF	0	1	0	0	0	0
Palmeiro, DH	4	0	2	0	0	1	Williams, CF	3	0	0	0	0	2
Zelle, 3B	4	0	1	0	0	0	Martinez, 1B	3	2	1	0	1	0
Kelly, CF	3	0	1	0	0	2	Davis, DH	3	0	1	0	0	2
Goodwin, CF	1	0	0	0	0	1	Bellinger, PR-DH	0	0	0	0	0	0
Stevens, 1B	3	0	1	0	0	0	Leyritz, PH-DH	0	0	0	1	0	0
McLemore, 2B	3	0	0	0	0	2	Ledee, LF-RF	4	0	1	1	0	2
							Brosius, 3B	3	0	1	1	0	0
							Girardi, C	3	0	0	0	0	0
Totals	34	1	7	1	0	9	Totals	31	3	7	3	2	8

2B - Tex 1: Rodriguez (1), NYY 3: B. Williams (1), J. Posada (1), R. Ledee (1), HR - NYY 1: B. Williams (1), E - Tex: T. Zeile (1), DP - NYY 2 (T.Martinez), O.Hernandez to Jeter to T.Martinez, RISP - Tex 0 for 4; NYY 3 for 14. SH - NYY: S. Brosius. GIDP - Tex: 1, Rodriguez. SB - Tex: 1, Rodriguez (1), 1BB - NYY: D. Strawberry by A. Sele, T. Martinez by A. Sele. Umpires - HP - Joyce, 1B - Meriwether, 2B - Welke, 3B - McKean. Time - 3:37. Attendance - 57,099. Weather - 49 degrees.

2B - Tex 1: L. Stevens (1), NYY 3: D. Jeter (1), R. Ledee (2), S. Brosius (1), HR - Tex 1: J. Gonzalez (1), E - NYY: T. Martinez (1), C. Knoblauch (1), DP - NYY 2 (Jeter to Knoblauch to T.Martinez; Knoblauch to Jeter to T.Martinez), RISP - Tex 0 for 5; NYY 1 for 7. GIDP - Tex: J. Gonzalez, L. Stevens. HP - NYY: B. Williams by M. Venafo. Umpires - HP - Meriwether, 1B - Welke, 2B - McKean, 3B - Shulock. Time - 3:32. Attendance - 57,485. Weather - 48 degrees.

Texas	IP	H	R	ER	BB	SO	HR	BF	PIT/STK
Sele (L 0-1)	5.0	6	4	3	5	3	0	26	12/65
Crabtree	0.2	0	1	0	1	0	3	6/10	
Venafo	0.1	1	2	0	0	1	3	10/7	
Patterson	1.0	1	0	0	0	0	4	12/8	
Fassero	1.0	2	1	1	1	1	0	6	21/11
Totals	8.0	10	8	4	7	5	1	42	
New York (AL)	IP	H	R	ER	BB	SO	HR	BF	PIT/STK
Hernandez (W 1-0)	8.0	2	0	0	6	4	0	30	121/67
Nelson	1.0	0	0	0	1	1	0	4	15/10
Totals	9.0	2	0	0	7	5	0	34	

Texas	IP	H	R	ER	BB	SO	HR	BF	PIT/STK
Helling (L 0-1)	6.1	5	2	2	1	8	0	25	124/73
Crabtree	1.0	1	1	0	0	0	0	4	18/12
Venafo	0.2	1	0	0	1	0	0	5	10/4
Totals	8.0	7	3	3	2	8	0	34	
New York (AL)	IP	H	R	ER	BB	SO	HR	BF	PIT/STK
Pettitte (W 1-0)	7.1	7	1	1	0	5	1	29	118/73
Nelson	0.2	0	0	0	0	2	0	2	16/11
Rivera	1.0	0	0	0	0	2	0	3	9/8
Totals	9.0	7	1	1	0	9	1	34	

ALDS Game #3 Oct. 9: New York (AL) 3, at Texas 0 The Ballpark in Arlington Yankees Win Series 3-0

FINAL	1	2	3	4	5	6	7	8	9	R	H	E	LOB
NEW YORK (AL)	3	0	0	0	0	0	0	0	0	3	6	0	4
TEXAS	0	0	0	0	0	0	0	0	0	0	5	1	6
New York (AL)	AB	R	H	B	BB	K	Texas	AB	R	H	B	BB	K
Knoblauch, 2B	4	0	0	0	0	0	McLemore, 2B	4	0	1	0	0	1
Jeter, SS	4	1	2	0	0	0	Rodriguez, C	4	0	0	0	0	0
Williams, CF	3	1	1	0	1	0	Greer, LF	3	0	1	0	1	0
Martinez, 1B	4	0	0	0	0	2	Gonzalez, RF	4	0	1	0	0	0
Strawberry, DH	4	1	2	3	0	0	Palmeiro, DH	4	0	1	0	0	0
Ledee, RF	4	0	1	0	0	2	Zelle, 3B	3	0	0	0	1	0
Brosius, 3B	4	0	0	0	0	0	Stevens, 1B	3	0	0	0	1	0
Curtis, LF	3	0	0	0	0	0	Clayton, SS	3	0	0	0	0	0
Girardi, C	3	0	0	0	0	1	Goodwin, CF	3	0	1	0	0	0
Totals	33	3	6	3	1	6	Totals	31	0	5	0	2	3

3B - NYY 1: D. Jeter (1), HR - NYY 1: D. Strawberry (1), E - Tex: T. Zeile (2), DP - NYY 1 (Brosius to T.Martinez), Tex 1 (Clayton to McLemore to Stevens), RISP - NYY 1 for 4; Tex 0 for 5. GIDP - NYY: S. Brosius. Umpires - HP - Hirschbeck, 1B - Brinkman, 2B - Rellly, 3B - Cousins. Time - 3:00. Attendance - 50,269. Weather - 78 degrees.

New York (AL)	IP	H	R	ER	BB	SO	HR	BF	PIT/STK
Clemens (W 1-0)	7.0	3	0	0	2	2	0	26	103/65
Nelson	0.0	1	0	0	0	0	0	1	4/2
Rivera (Save 2)	2.0	1	0	0	0	1	0	6	31/21
Totals	9.0	5	0	0	2	3	0	33	
Texas	IP	H	R	ER	BB	SO	HR	BF	PIT/STK
Loaiza (L 0-1)	7.0	5	3	3	1	4	1	27	100/69
Zimmerman	1.0	1	0	0	0	0	1	4	20/11
Wetteland	1.0	0	0	0	0	1	0	3	11/9
Totals	9.0	6	3	3	1	6	1	34	

FRONT OFFICE
COACHES
PLAYERS
2019 REVIEW
OPPONENTS
RECORDS
DEVELOPMENT
MEDIA

1998 ALDS

RANGERS 1998 DIVISION SERIES ROSTER

PITCHERS (11): John Burkett, Tim Crabtree, Tony Fossas, Eric Gunderson, Rick Helling, Xavier Hernandez, Esteban Loaiza, Danny Patterson, Aaron Sele, Todd Stottlemire, John Wetteland.
CATCHERS (2): Bill Haselman, Ivan Rodriguez.
INFELDERS (7): Luis Alicea, Domingo Cedenio, Will Clark, Royce Clayton, Mark McLemore, Lee Stevens, Todd Zeile.
OUTFIELDERS (5): Juan Gonzalez, Tom Goodwin, Rusty Greer, Roberto Kelly, Mike Simms.

ALDS Game #1 Sept. 29: at New York (AL) 2, Texas 0 Yankee Stadium Yankees Lead Series 1-0

FINAL	1	2	3	4	5	6	7	8	9	R	H	E	LOB
TEXAS	0	0	0	0	0	0	0	0	0	0	5	0	5
NEW YORK (AL)	0	2	0	0	0	0	0	0	x	2	6	0	5

TEXAS	AB	R	H	B	B	K	NEW YORK (AL)	AB	R	H	B	B	K
McLemore, 2B	3	0	1	0	1	0	Knoblauch, 2B	3	0	1	0	0	1
Kelly, CF	4	0	0	0	0	1	Jeter, SS	2	0	0	0	1	0
Greer, LF	4	0	1	0	0	1	O'Neill, RF	3	0	1	0	1	0
Gonzalez, RF	4	0	0	0	0	1	Williams, CF	3	0	0	0	1	0
Clark, 1B	4	0	1	0	0	1	Martinez, 1B	3	0	1	0	0	1
Rodriguez, C	4	0	0	0	0	2	Davis, DH	3	0	0	0	0	1
Zeile, 3B	3	0	1	0	0	1	Posada, C	2	1	0	0	1	2
Simms, DH	3	0	1	0	0	1	Curtis, LF	3	1	2	0	0	1
Clayton, SS	3	0	0	0	0	2	Brosius, 3B	3	0	1	1	0	2

Totals	32	0	5	0	1	10	Totals	25	2	6	1	4	8
--------	----	---	---	---	---	----	--------	----	---	---	---	---	---

ALDS Game #2 Sept. 30: at New York (AL) 3, Texas 1 Yankee Stadium Yankees Lead Series 2-0

FINAL	1	2	3	4	5	6	7	8	9	R	H	E	LOB
TEXAS	0	0	0	0	0	1	0	0	0	0	1	5	0
NEW YORK (AL)	0	1	0	2	0	0	0	0	x	3	8	0	6

TEXAS	AB	R	H	B	B	K	NEW YORK (AL)	AB	R	H	B	B	K
McLemore, 2B	4	0	0	0	0	1	Knoblauch, 2B	4	0	0	0	0	2
Kelly, CF	3	0	1	0	0	1	Jeter, SS	3	0	0	0	1	1
Goodwin, CF	1	0	1	0	0	0	O'Neill, RF	4	0	1	0	0	1
Greer, LF	4	0	0	0	0	1	Williams, CF	4	0	0	0	0	2
Gonzalez, RF	4	0	1	1	0	0	Martinez, 1B	4	0	0	0	0	1
Clark, 1B	4	0	0	0	0	1	Davis, DH	3	0	1	0	0	1
Rodriguez, C	3	0	1	1	0	1	Bush, PR-DH	0	0	0	0	0	0
Zeile, 3B	3	0	0	0	0	1	Raines, PH-DH	1	0	0	0	0	0
Simms, DH	2	0	0	0	0	0	Spencer, LF	3	2	2	1	0	1
Alicea, PH-DH	1	0	0	0	0	0	Curtis, LF	0	0	0	0	0	0
Clayton, SS	3	0	1	0	0	1	Brosius, 3B	3	1	2	2	1	1
							Girardi, C	3	0	2	0	0	0

Totals	32	1	5	1	0	9	Totals	32	3	8	3	1	10
--------	----	---	---	---	---	---	--------	----	---	---	---	---	----

2B - Tex 1: M. McLemore (1). **NY** 3: P. O'Neill (1), T. Martinez (1), C. Curtis (1). **DP** - Tex 2 (I. Rodriguez to McLemore to Clark; McLemore to Clayton to Clark). **RISP** - Tex 0 for 5; **NY** 1 for 8. **SH** - **NY**: D. Jeter. **GDP** - **NY**: B. Williams. **CS** - **NY**: C. Curtis (1), S. Brosius (1). **HBP** - **NY**: C. Knoblauch by T. Stottlemire.
Umpires - HP-Joyce, 1B-Merrill, 2B-Garcia, 3B-Tschida. **Time** -3:02. **Attendance** -57,362. **Weather** -64 degrees.

2B - Tex 2: R. Kelly (1), J. Gonzalez (1). **NY** 1: P. O'Neill (2). **HR** - **NY** 2: S. Spencer (1), S. Brosius (1). **RISP** - Tex 1 for 5; **NY** 0 for 5. **SB** - **NY**: H. Bush (1). **Umpires** - HP-Merrill, 1B-Garcia, 2B-Tschida, 3B-Coble. **Time** -2:58. **Attendance** -57,360. **Weather** -68 degrees.

TEXAS	IP	H	R	ER	BB	SO	HR	BF	PIT/STK
Stottlemire (L 0-1)	8.0	6	2	2	4	8	0	31	121/72
Totals	8.0	6	2	2	4	8	0	31	

TEXAS	IP	H	R	ER	BB	SO	HR	BF	PIT/STK
Helling (L 0-1)	6.0	8	3	3	1	9	2	27	119/83
Crabtree	2.0	0	0	0	0	1	0	6	27/20
Totals	8.0	8	3	3	1	10	2	33	

NEW YORK (AL)	IP	H	R	ER	BB	SO	HR	BF	PIT/STK
Wells (W 1-0)	8.0	5	0	0	1	9	0	30	134/92
Rivera (Save 1)	1.0	0	0	0	0	1	0	3	12/10
Totals	9.0	5	0	0	1	10	0	33	

NEW YORK (AL)	IP	H	R	ER	BB	SO	HR	BF	PIT/STK
Pettite (W 1-0)	7.0	3	1	1	0	8	0	24	95/61
Nelson (Hold 1)	0.2	1	0	0	0	0	0	3	12/7
Rivera (Save 2)	1.1	1	0	0	0	1	0	5	12/11
Totals	9.0	5	1	1	0	9	0	32	

ALDS Game #3 Oct. 2: New York (AL) 4, at Texas 0 The Ballpark in Arlington Yankees Win Series 3-0

FINAL	1	2	3	4	5	6	7	8	9	R	H	E	LOB
NEW YORK (AL)	0	0	0	0	0	0	4	0	0	4	9	1	5
TEXAS	0	0	0	0	0	0	0	0	0	0	3	1	5

NEW YORK (AL)	AB	R	H	B	B	K	TEXAS	AB	R	H	B	B	K
Knoblauch, 2B	4	0	0	0	0	1	Goodwin, CF	3	0	0	0	0	1
Jeter, SS	4	0	1	0	0	1	McLemore, 2B	3	0	0	0	1	2
O'Neill, RF	4	1	2	1	0	0	Greer, LF	3	0	0	1	0	0
Williams, CF	4	0	0	0	0	2	Gonzalez, RF	4	0	0	0	0	1
Martinez, 1B	4	1	2	0	0	0	Clark, 1B	3	0	0	0	1	0
Raines, DH	3	1	1	0	1	1	Rodriguez, C	3	0	0	0	0	2
Spencer, LF	3	1	1	3	0	0	Stevens, DH	3	0	0	0	1	1
Curtis, LF	0	0	0	0	1	0	Zeile, 3B	3	0	2	0	0	0
Brosius, 3B	4	0	1	0	0	0	Clayton, SS	3	0	1	0	0	1
Girardi, C	4	0	1	0	0	1							

Totals	34	4	9	4	2	6	Totals	28	0	3	0	3	8
--------	----	---	---	---	---	---	--------	----	---	---	---	---	---

2B - **NY** 2: T. Martinez (2), T. Raines (1). **HR** - **NY** 2: P. O'Neill (1), S. Spencer (2). **E** - **NY**: C. Knoblauch (1). **Tex**: R. Clayton (1). **DP** - **NY** 2 (Girardi to Jeter to T. Martinez; Jeter to T. Martinez). **Tex** 2 (Clayton to McLemore to Clark; McLemore to Clayton to Clark). **RISP** - **NY** 1 for 4; **Tex** 0 for 5. **SH** - **Tex**: T. Goodwin. **GDP** - **NY**: C. Knoblauch, B. Williams. **Tex**: R. Clayton. **SB** - **NY**: C. Curtis (1). **CS** - **Tex**: T. Zeile (1).
Umpires - HP-Hirschbeck, 1B-McCoy, 2B-Phillips, 3B-Scott. **Time** -2:58. **Attendance** -49,950. **Weather** -80 degrees.

NEW YORK (AL)	IP	H	R	ER	BB	SO	HR	BF	PIT/STK
Cone (W 1-0)	5.2	2	0	0	1	6	0	20	83/57
Lloyd	0.1	0	0	0	0	0	0	1	3/2
Nelson	2.0	1	0	0	1	2	0	7	34/22
Rivera	1.0	0	0	0	1	0	0	4	18/9
Totals	9.0	3	0	0	3	8	0	32	

TEXAS	IP	H	R	ER	BB	SO	HR	BF	PIT/STK
Sele (L 0-1)	6.0	8	4	4	1	4	2	26	106/63
Crabtree	2.0	1	0	0	0	1	0	6	20/14
Wetteland	1.0	0	0	0	1	1	0	4	23/12
Totals	9.0	9	4	4	2	6	2	36	

FRONT OFFICE
COACHES
PLAYERS
2019 REVIEW
OPPONENTS
RECORDS
DEVELOPMENT
MEDIA

1996 ALDS

RANGERS 1996 DIVISION SERIES ROSTER

PITCHERS (11):

John Burkett, Dennis Cook, Mike Henneman, Ken Hill, Darren Oliver, Danny Patterson, Roger Pavlik, Jeff Russell, Mike Stanton, Ed Vosberg, Bobby Witt.

CATCHERS (3):

Ivan Rodriguez, Mickey Tetletton, David Valle.

INFIELDERS (6):

Will Clark, Kevin Elster, Rene Gonzalez, Mark McLemore, Dean Palmer, Kurt Stillwell.

OUTFIELDERS (5):

Damon Buford, Juan Gonzalez, Rusty Greer, Darryl Hamilton, Warren Newson.

ALDS Game #1	Oct. 1: Texas 6, at New York (AL) 2												
Yankee Stadium	Rangers Lead Series 1-0												
FINAL	1	2	3	4	5	6	7	8	9	R	H	E	LOB
TEXAS	0	0	0	0	1	0	0	0	0	6	8	0	11
NEW YORK (AL)	1	0	0	1	0	0	0	0	0	2	10	0	9
Texas	AB	R	H	B	BB	K	New York (AL)	AB	R	H	B	BB	K
Hamilton, CF	4	0	0	0	0	0	Raines, LF	5	1	1	0	0	1
Rodriguez, C	4	1	1	0	0	1	Boggs, 3B	5	0	1	0	0	1
Greer, LF	3	1	1	0	1	1	O'Neill, RF	4	0	0	0	0	1
Gonzalez, RF	4	1	1	3	0	1	Williams, CF	4	0	1	1	0	0
Clark, 1B	4	1	1	0	0	0	Martinez, 1B	4	1	3	0	0	0
Tetletton, DH	3	1	0	0	1	3	Strawbery, DH	4	0	0	0	0	2
Palmer, 3B	4	1	2	2	0	1	Duncan, 2B	4	0	2	1	0	1
McLemore, 2B	4	0	1	1	0	1	Giardi, C	3	0	1	0	1	0
Elster, SS	4	0	1	0	0	2	Jeter, SS	4	0	1	0	0	1
Totals	34	6	8	6	2	10	Totals	37	2	10	2	1	

ALDS Game #2	Oct. 2: at New York (AL) 5, Texas 4 (12)															
Yankee Stadium	Series Tied 1-1															
FINAL	1	2	3	4	5	6	7	8	9	10	11	12	R	H	E	LOB
TEXAS	0	1	3	0	0	0	0	0	0	0	0	0	4	8	1	11
NEW YORK (AL)	0	1	0	1	0	0	1	1	0	0	0	1	5	8	0	9
Texas	AB	R	H	B	BB	K	New York (AL)	AB	R	H	B	BB	K			
Hamilton, CF	6	0	2	0	0	0	Raines, LF	4	0	1	0	1	0			
Rodriguez, C	4	0	0	0	1	2	Boggs, 3B	3	0	0	0	0	0			
Greer, LF	5	1	0	0	1	1	Hayes, PH-3B	1	0	0	1	0	0			
Gonzalez, RF	5	2	3	4	0	1	O'Neill, RF	5	0	1	0	0	0			
Clark, 1B	4	0	1	0	2	0	Williams, CF	3	1	1	0	2	0			
Palmer, 3B	6	0	1	0	0	1	Martinez, 1B	4	1	0	0	1	1			
Tetletton, DH	3	0	0	0	2	2	Fielder, DH	3	1	2	2	1	0			
McLemore, 2B	4	0	0	0	2	0	Fox, PR-DH	0	0	0	0	0	0			
Elster, SS	4	1	1	0	1	0	Strawbery, PH-DH	0	0	0	0	0	0			
Totals	41	4	8	4	8	8	Totals	37	5	8	4	6	2			

2B - Tex 1: K. Elster (1), DP - NYY 1: W. Boggs (1), T. Martinez 2 (2). HR - Tex 2: J. Gonzalez (1), D. Palmer (1). NYY - NYY 1 (Giardi) to Duncan. RISP - Tex 2 for 4; NYY 1 for 12. CS - Tex: M. McLemore (1).
 Umpires -HP-Evans, 1B-Kaiser, 2B-Merrill, 3B-Young Time - 2:50. Attendance - 57,205. Weather - 68 degrees.

2B - Tex 1: K. Elster (2), NYY 1: D. Jeter (1). HR - Tex 2: J. Gonzalez 2 (3), NYY 1: C. Fielder (1). E - Tex: D. Palmer (1). DP - Tex 1 (D. Hamilton to Clark), NYY 1 (Petitte to Jeter to T. Martinez). RISP - NYY 2 for 9; NYY 2 for 9. SH - Tex: I. Rodriguez, M. McLemore, NYY: T. Raines, C. Hayes. SF - NYY: C. Hayes. GIDP - Tex: R. Greer. WP - NYY: A. Pettite. HP - NYY: J. Leyritz by K. Hill. IBB - Tex: J. Gonzalez by J. Wetteland.
 Umpires -HP-Kaiser, 1B-Merrill, 2B-Young, 3B-Clark. Time - 4:25. Attendance - 57,156. Weather - 67 degrees.

Texas	IP	H	R	ER	BB	SO	HR	BF	PIT/STK
Burkett (W, 1-0)	9.0	10	2	2	1	7	0	38	122/85
Totals	9.0	10	2	2	1	7	0	38	
New York (AL)	IP	H	R	ER	BB	SO	HR	BF	PIT/STK
Cone (L, 0-1)	6.0	8	6	6	2	8	2	27	119/70
Lloyd	1.0	0	0	0	0	0	0	3	7/5
Weathers	2.0	0	0	0	0	2	0	6	21/14
Totals	9.0	8	6	6	2	10	2	36	

Texas	IP	H	R	ER	BB	SO	HR	BF	PIT/STK
Hill	6.0	5	3	3	1	1	27	106/66	
Cook (Hold, 1)	1.0	0	0	0	0	0	0	3	10/5
Russell (BS, 1)	2.1	2	1	1	0	0	0	8	25/16
Stanton (L, 0-1)	1.2	1	1	0	3	1	0	8	33/15
Henneman	0.0	0	0	0	0	0	0	1	1/1
Totals	11.0	8	5	4	6	2	1	47	
New York (AL)	IP	H	R	ER	BB	SO	HR	BF	PIT/STK
Pettite	6.1	4	4	4	6	3	2	28	104/60
Rivera	2.2	0	0	0	0	1	0	8	25/18
Wetteland	2.0	2	0	0	1	2	0	9	32/19
Lloyd	0.0	0	0	0	0	0	0	1	3/2
Nelson	0.2	1	0	0	0	2	0	3	12/9
Rogers	0.0	0	0	0	1	0	0	1	4/0
Boehring (W 1-0)	0.1	0	0	0	0	0	0	1	3/2
Totals	12.0	8	4	4	8	8	2	51	

ALDS Game #3	Oct. 4: New York (AL) 3, at Texas 2												
The Ballpark in Arlington	Yankees Lead Series 2-1												
FINAL	1	2	3	4	5	6	7	8	9	R	H	E	LOB
NEW YORK (AL)	0	0	0	0	0	0	0	0	2	3	7	1	4
TEXAS	1	0	0	1	1	0	0	0	0	2	6	1	8
New York (AL)	AB	R	H	B	BB	K	Texas	AB	R	H	B	BB	K
Jeter, SS	4	1	2	0	0	1	Hamilton, CF	5	0	1	0	0	1
Raines, LF	3	1	1	0	1	0	Rodriguez, C	4	0	2	1	0	0
Williams, CF	3	1	2	2	0	0	Greer, LF	4	0	1	0	0	0
Fielder, DH	4	0	0	0	1	1	Gonzalez, RF	4	1	2	1	0	0
Martinez, 1B	3	0	0	0	1	0	Clark, 1B	3	0	0	0	1	2
Duncan, 2B	3	0	2	1	0	0	Palmer, 3B	4	0	0	0	2	0
Sojo, 2B	0	0	0	0	0	0	Tetletton, DH	3	0	0	0	1	1
O'Neill, RF	3	0	0	0	1	0	Buford, PR	0	0	0	0	0	0
Rivera, PH-RF	1	0	0	0	1	0	McLemore, 2B	3	0	0	0	0	1
Hayes, 3B	3	0	0	0	0	0	Elster, SS	1	1	0	2	0	0
Giardi, C	2	0	0	0	1	0	Newson, PH	1	0	0	0	0	0
Totals	29	3	7	3	3	4	Totals	32	2	6	2	4	7

ALDS Game #4	Oct. 5: New York (AL) 6, at Texas 4												
The Ballpark in Arlington	Yankees Win Series 3-1												
FINAL	1	2	3	4	5	6	7	8	9	R	H	E	LOB
NEW YORK (AL)	0	0	0	3	1	0	1	0	1	6	12	1	8
TEXAS	0	2	2	0	0	0	0	0	0	4	9	0	11
New York (AL)	AB	R	H	B	BB	K	Texas	AB	R	H	B	BB	K
Raines, LF	4	1	1	0	0	1	Hamilton, CF	4	0	0	0	0	0
Boggs, 3B	4	0	0	0	1	0	Rodriguez, C	4	0	3	1	0	0
Williams, CF	5	3	3	2	0	1	Greer, LF	4	0	0	0	1	1
Martinez, 1B	4	1	1	0	1	0	Gonzalez, RF	3	1	1	1	2	1
Fielder, DH	4	1	2	2	0	1	Clark, 1B	5	0	0	0	0	0
WP - Tex: B. Witt	0	0	0	0	0	0	Palmer, 3B	5	2	1	0	1	0
Leyritz, PH-DH	1	0	0	0	0	1	Tetletton, DH	3	0	1	1	1	1
O'Neill, RF	3	0	1	0	0	0	McLemore, 2B	4	1	1	1	0	0
Hayes, PH	1	0	1	0	0	0	Elster, SS	3	0	2	0	0	0
Rivera, RF	0	0	0	0	0	0	Newson, PH	0	0	1	0	0	0
Duncan, 2B	4	0	1	0	2	0	Buford, PR	0	0	0	0	0	0
Sojo, 2B	0	0	0	0	0	0	Gonzales, SS	0	0	0	0	0	0
Giardi, C	3	0	1	0	1	1							
Jeter, SS	4	0	1	0	1	0							
Totals	37	6	12	6	3	7	Totals	35	4	9	4	6	5

2B - Tex 1: I. Rodriguez (1), HR - NYY 1: B. Williams (1), Tex 1: J. Gonzalez (4). E - NYY: D. Jeter (1), Tex: K. Elster (1), DP - Tex 2 (D. Oliver to Elster to Clark; Elster to McLemore to Clark). RISP - NYY 1 for 6; Tex 1 for 7. SH - Tex: M. McLemore. SF - NYY: B. Williams. GIDP - NYY: P. O'Neill 2. SB - Tex: K. Elster (1), CS - NYY: B. Williams (1), C. Hayes (1), HB: W. Clark by D. Oliver. IBB - NYY: T. Martinez by M. Henneman. Tex: W. Clark by J. Nelson.
 Umpires -HP-Tschida, 1B-Shulock, 2B-Shulock, 3B-Hendry. Time - 3:09. Attendance - 50,860. Weather - 78 degrees.

2B - Tex 1: D. Palmer (1), HR - NYY 2: B. Williams 2 (3), Tex 1: J. Gonzalez (5). E - NYY: D. Jeter (2), DP - NYY 1 (Jeter to Duncan to T. Martinez), Tex 1 (Elster to McLemore to Clark). RISP - NYY 6 for 11; Tex 3 for 14. SH - NYY: W. Boggs. Tex: D. Hamilton. GIDP - NYY: T. Raines. Tex: W. Clark. SB - NYY: B. Williams (1).
 Umpires -HP-White, 1B-Shulock, 2B-Hendry, 3B-Coble. Time - 3:57. Attendance - 50,066. Weather - 77 degrees.

New York (AL)	IP	H	R	ER	BB	SO	HR	BF	PIT/STK
Key	5.0	5	2	2	1	3	1	21	101/63
Nelson (W 1-0)	3.0	1	0	0	2	3	0	12	37/25
Wetteland	1.0	0	0	0	1	1	0	4	16/8
Totals	9.0	6	2	2	4	7	1	37	
Texas	IP	H	R	ER	BB	SO	HR	BF	PIT/STK
Oliver (L 0-1)	8.0	6	3	3	2	3	1	29	114/69
Henneman	0.2	1	0	0	1	0	0	4	3/3
Stanton	0.1	0	0	0	0	1	0	1	7/4
Totals	9.0	7	3	3	3	4	1	34	

New York (AL)	IP	H	R	ER	BB	SO	HR	BF	PIT/STK	
Rogers	2.0	5	2	2	1	1	0	12	40/23	
Boehring (W 1-0)	1.0	3	2	1	2	0	0	1	9	28/17
Weathers (W 1-0)	3.0	1	0	0	1	0	0	9	41/23	
Rivera (Hold 1)	2.0	0	0	0	1	0	0	7	29/19	
Wetteland (Save 2)	1.0	0	0	0	2	1	0	5	18/8	
Totals	9.0	9	4	3	6	5	1	42		
Texas	IP	H	R	ER	BB	SO	HR	BF	PIT/STK	
Witt	3.1	4	3	3	2	0	0	16	61/40	
Patterson	0.1	1	0	0	0	0	0	2	5/3	
Cook	0.1	0	0	0	1	0	0	2	10/4	
Pavlik (L 0-1)	2.2	4	2	2	2	0	1	12	45/27	
Vosberg	0.2	1	0	0	0	0	0	1	2/1	
Russell	0.2	1	0	0	1	0	0	3	10/7	
Stanton	1.1	1	0	1	0	1	0	4	18/11	
Henneman	0.1	0	0	0	0	1	0	1	4/3	
Totals	9.0	12	6	3	7	2				



NATIONAL BASEBALL HALL OF FAME AND MUSEUM

25 Main Street, Cooperstown, New York 13326

Phone: (607) 547-7200

Public Relations: (607) 547-0215

E-mail address: info@baseballhall.org

Website: baseballhall.org

Summer Hours: Memorial Day Weekend - Labor Day Weekend: 9 a.m. to 9 p.m.

Regular Hours: 9 a.m. to 5 p.m.

Holiday Closings: Thanksgiving Day, Christmas Day, and New Year's Day.

DIRECTORY: Jane Forbes Clark (Chairman), Joe Morgan (Vice Chairman), Tim Mead (President), Jeff Jones (Senior Vice President of Finance and Administration), Sean Gahagan (Vice President, Retail Merchandising & Licensing), Erik Strohl (Vice President, Exhibitions and Collections), Ken Meifert (Vice President, Sponsorship & Development)

RESEARCH AND LIBRARY CONTACTS: Jim Gates (Librarian)

PR CONTACTS: Jon Shestakofsky (Vice President, Communications & Education) and Craig Muder (Comm. Director)

HALL OF FAME WEEKEND 2020: July 24-27

Class of 2020: Derek Jeter, Marvin Miller, Ted Simmons and Larry Walker

Awards Presentation: Sat. July 25, 4:30 p.m. ET **Induction:** Sun. July 26, 1:30 p.m. ET, Clark Sports Center

RANGERS IN THE HALL OF FAME

2019 electee Harold Baines became the ninth Hall of Famer with ties to the Rangers. Class of 2017 electee Ivan Rodriguez became the second Rangers player to enter the Hall of Fame with a Rangers logo on his plaque cap, following Nolan Ryan in 1999. Seven other former players and managers have earned election to the Hall of Fame and have spent part of their careers with the Washington Senators/Texas Rangers: Bert Blyleven (2011), Goose Gosage (1991), Vladimir Guerrero (2010), Whitey Herzog (1973), Ferguson Jenkins (1974-1975, 1978-1981), Gaylord Perry (1975-1977, 1980) and Ted Williams (1969-1972). For more information on Senators/Rangers in the Hall of Fame, visit the Hall of Famers team pages at www.baseballhall.org.

NOTABLE RANGERS ARTIFACTS IN COOPERSTOWN

- Batting gloves worn by Joey Gallo on May 8, 2019, when he became the third-fastest player in history to reach the 100-home run mark.
- Cap worn by Adrián Beltré when he recorded his 3,054th hit on April 5, 2018, surpassing Rod Carew for the most hits among Latin American-born players.
- Bat used by Adrián Beltré when he recorded his 1,500th career RBI on May 28, 2016.
- Bat used by Carlos Corporan to hit a home run on June 29, 2015, marking the 11,000th hit by a Puerto Rican-born player.
- Batting helmet worn by Adrián Beltré on May 15, 2015 when he hit his 400th career home run.
- Bat used to hit a home run in the 2014 All-Star Futures Game by Rangers prospect Joey Gallo.
- Cap worn by pitcher Yu Darvish on April 6, 2014 when he became fastest to reach 500 strikeouts (40.2 innings) in big league history.
- Bat used by Josh Hamilton to hit four home runs against the Orioles on May 8, 2012.
- Jersey worn by Adrián Beltré to hit his third HR of the ALDS on Oct. 4, 2011.
- Jersey worn by Michael Young to record his 2000th hit, Aug. 7, 2011.
- Bat used by Mitch Moreland to hit a Game 3 home run in the 2010 Fall Classic, the first World Series homer in Rangers' history.
- Ball from first pitch of Game 4 of 2010 World Series signed by President George W. Bush.
- Bat used by Ian Kinsler to collect a hit as he went 6-for-6 and hit for the cycle April 15, one of the record-tying eight in Major League Baseball during 2009.



Batting gloves worn by Joey Gallo on May 8, 2019, when he hit his 100th career home run.

A LOOK AHEAD TO 2021

Ballots for the 2021 Hall of Fame/BBWAA election will be distributed following the 2020 season with results from the voting scheduled to be announced in January 2021. A partial list of first-year candidates for election includes Mark Buehrle, Tim Hudson, Torii Hunter and Aramis Ramírez. Historical information on past BBWAA elections and the election process can be accessed at www.baseballhall.org or by contacting the Hall of Fame Communications department.

CONNECT TO COOPERSTOWN

- For up-to-the-minute news from Cooperstown, visit at www.baseballhall.org. Stay up-to-date on all the activity at the Hall of Fame's official site and through social networking on Facebook, Instagram, Twitter and YouTube.
- If you would like to receive interesting stories and timely news items direct from the Hall of Fame and get the inside track on the latest happenings in Cooperstown, sign up for *Inside Pitch*. There's no cost to receive our weekly electronic newsletter in your e-mail box at home or work and it's easy to enroll: Just log on to www.baseballhall.org/media/museum-facts.
- If you have an interest in receiving *Around The Horn*, the Hall's monthly media newsletter, please send an e-mail to info@baseballhall.org. Be sure to include your name, name of organization and e-mail address. Or visit www.baseballhall.org/media-info.

RESEARCH ASSISTANCE

The Hall of Fame is pleased to provide assistance in baseball research and members of the media are encouraged to utilize this valuable baseball resource whenever necessary by calling the Public Relations department at (607) 547-0215, or the Library Reference desk at (607) 547-0330.

PLAYER DEVELOPMENT



Catcher Sam Huff was named Most Valuable Player of the 2019 MLB Futures Game on July 7 at Cleveland's Progressive Field. Huff is shown above hitting a game-tying two-run home run en route to his MVP honors.

TEXAS FARM SYSTEM

2020 MINOR LEAGUE AFFILIATES & STAFFS

FRONT OFFICE
COACHES
PLAYERS
2019 REVIEW
OPPONENTS
RECORDS
DEVELOPMENT
MEDIA

NASHVILLE SOUNDS (TN)

OWNERS.....FRANK WARD, MASASHIRO HONZAWA
GENERAL MANAGER & COO.....ADAM NUSE
LEAGUE.....PACIFIC COAST LEAGUE (TRIPLE-A)
GAMES PLAYED AT.....FIRST HORIZON PARK (CAPACITY: 10,000)
ADDRESS.....19 JUNIOR GILLIAM WAY, NASHVILLE, TN 37219
PR CONTACT.....CHAD SEELY (CHADS@NASHVILLESOUNDS.COM)
YEARS AFFILIATED.....2019-PRESENT

MANAGER.....DARWIN BARNEY (1ST SEASON)
SPECIAL ASST./PITCHING COACH.....BRENDAN SAGARA
HITTING COACH.....CHASE LAMBIN
COACH.....TYLER GRAHAM
ATHLETIC TRAINER.....CARLOS OLIVAS
STRENGTH & CONDITIONING.....AL SANDOVAL

FRISCO ROUGHRIDERS (TX)

OWNER.....GREENBERG SPORTS GROUP
PRESIDENT & GENERAL MANAGER.....ANDY MILOVICH
LEAGUE.....TEXAS LEAGUE (DOUBLE-A)
GAMES PLAYED AT.....DR PEPPER BALLPARK (CAPACITY: 10,216)
ADDRESS.....7300 ROUGHRIDERS TRAIL, FRISCO, TX 75034
PR CONTACT.....ZACH BIGLEY (ZBIGLEY@RIDERSBASEBALL.COM)
YEARS AFFILIATED.....2003-PRESENT

MANAGER.....BOBBY WILSON (1ST SEASON)
PITCHING COACH.....JEFF ANDREWS
HITTING COACH.....JOSUE PEREZ
COACH.....JONATHAN GELNAZ
ATHLETIC TRAINER.....ALEX RODRIGUEZ
STRENGTH AND CONDITIONING.....WADE LAMONT

DOWN EAST WOOD DUCKS (NC)

OWNER.....TEXAS RANGERS LLC
GENERAL MANAGER.....WADE HOWELL
LEAGUE.....CAROLINA LEAGUE (HIGH-A)
GAMES PLAYED AT.....GRAINGER STADIUM (CAPACITY: 4,100)
ADDRESS.....400 E GRAINGER AVE, KINSTON, NC, 28502
PR CONTACT.....MATT PRESENT (MPRESENT@WOODDUCKSBASEBALL.COM)
YEARS AFFILIATED.....2017-

MANAGER.....JOSH JOHNSON (1ST SEASON)
PITCHING COACH.....STEVE MINTZ
HITTING COACH.....JARED GOEDERT
COACH.....KEVIN TORRES
ATHLETIC TRAINER.....LUKE TEETERS
STRENGTH AND CONDITIONING.....JONATHAN NAZARKO

HICKORY CRAWDADS (NC)

OWNER.....TEXAS RANGERS/HICKORY BASEBALL, INC.
GENERAL MANAGER.....DOUGLAS LOCASCIO
LEAGUE.....SOUTH ATLANTIC LEAGUE (LOW-A)
GAMES PLAYED AT.....L.P. FRANS STADIUM (CAPACITY: 3,959)
ADDRESS.....2500 CLEMENS BLVD NW, HICKORY, NC 28601
PR CONTACT.....ASHLEY SALINAS (ASALINAS@HICKORYCRAWDADS.COM)
YEARS AFFILIATED.....2009-

MANAGER.....CARLOS CARDOZA (1ST SEASON)
PITCHING COACH.....JOSE JAIMES
HITTING COACH.....JASON HART
COACH.....JAY SULLINGER
ATHLETIC TRAINER.....TYLER VOAS
STRENGTH AND CONDITIONING.....ANDY EARP

SPOKANE INDIANS (WA)

PRINCIPAL OWNERS.....BOBBY BRETT, GEORGE BRETT, J.B. BRETT
VICE PRESIDENT/GENERAL MANAGER.....KYLE DAY
LEAGUE.....NORTHWEST LEAGUE (SHORT-A)
GAMES PLAYED AT.....AVISTA STADIUM (CAPACITY 6,803)
ADDRESS.....602 N. HAVANA, SPOKANE, WA 99202
PR CONTACT.....JOHN COLLETT (JCOLLETT@SPOKANEINDIANS.COM)
YEARS AFFILIATED.....2003-

MANAGER.....SEAN CASHMAN (1ST SEASON)
PITCHING COACH.....BRYAN CONGER
HITTING COACH.....SHAROL ADRIANA
COACH.....PAT BRADY
ATHLETIC TRAINER.....YUICHI TAKIZAWA
STRENGTH AND CONDITIONING.....ED YONG

ARIZONA LEAGUE RANGERS (AZ)

OWNER.....TEXAS RANGERS BASEBALL CLUB
LEAGUE.....ARIZONA LEAGUE (ROOKIE)
GAMES PLAYED AT.....RANGERS/SURPRISE RECREATIONAL CAMPUS
ADDRESS.....15754 NORTH BULLARD AVE, SURPRISE, AZ 85374
MANAGER.....TBA
PITCHING COACH.....JESUS DELGADO
PITCHING COACH.....JORDAN TIEGS
HITTING COACH.....ERIC DORTON
HITTING COACH.....BRAD FLANDERS
COACH.....GUILDER RODRIGUEZ
ATHLETIC TRAINER.....DERRICK DECKER
STRENGTH AND CONDITIONING.....ADAM NOEL



DOMINICAN SUMMER LEAGUE RANGERS (DR)

MANAGER.....CARLOS MALDONADO (2ND SEASON)
PITCHING COACH.....PABLO BLANCO
PITCHING COACH.....RICARDO VALENCIA
PITCHING COACH.....JULIO VALDEZ
HITTING COACH.....LANCE MILES
HITTING COACH.....LUIS SUMOZA
COACH.....ALEXIS INFANTE
COACH.....CHU OVALLES
COACH.....ROBERTO DE LA ROSA
COACH.....LUIS ENCARNACION
ATHLETIC TRAINERS.....WILQUIN ORTEGA/MIGUEL SILVA
STRENGTH AND CONDITIONING.....DANNY MENDOZA/KEVIN VARITEK
PEAK PERFORMANCE.....EDUARDO THOMAS



MINOR LEAGUE AWARDS

TOM GRIEVE MINOR LEAGUE PLAYER OF THE YEAR

1984 Tommy Dunbar (OF)	1996 Lee Stevens (DH)	2008 Nelson Cruz (OF)
1985 Steve Buechele (3B)	1997 Fernando Tatis (3B)	2009 Mitch Moreland (1B/OF)
1986 Bob Brower (OF)	1998 Shawn Gallagher (1B)	2010 Engel Beltre (OF)
1987 Wayne Rosenthal (RHP)	1999 Mike Lamb (3B)	2011 Jurickson Profar (SS)
1988 Kevin Reimer (OF)	2000 Kevin Mench (OF)	2012 Mike Olt (3B)
1989 Jim Hvizda (RHP)	2001 Hank Blalock (3B)	2013 Rougned Odor (2B)
1990 Juan Gonzalez (OF)	2002 Laynce Nix (OF)	2014 Joey Gallo (3B)
1991 Rob Maurer (1B)	2003 Ramon Nivar (OF)	2015 Nomar Mazara (OF)
1992 Dan Smith (LHP)	2004 Ian Kinsler (SS)	2016 Jose Trevino (C)
1993 Rick Helling (RHP)	2005 Travis Metcalf (3B)	2017 Ronald Guzman (1B)
1994 Julio Santana (RHP)	2006 Nate Gold (1B)	2018 Scott Heineman (OF)
1995 Fernando Tatis (3B)	2007 Chris Davis (3B)	2019 Curtis Terry (1B)

NOLAN RYAN MINOR LEAGUE PITCHER OF THE YEAR

1995 Jeff Davis (RHP)	2004 Kameron Loe (RHP)	2013 Luke Jackson (RHP)
1996 Ted Silva (RHP)	2005 Thomas Diamond (RHP)	2014 Chi Chi Gonzalez (RHP)
1997 Corey Lee (LHP)	2006 Eric Hurler (RHP)	2015 Ariel Jurado (RHP)
1998 Jeff Zimmerman (RHP)	2007 Edinson Volquez (RHP)	2016 Yohander Mendez (LHP)
1999 Doug Davis (LHP)	2008 Derek Holland (LHP)	2017 Kyle Cody (RHP)
2000 Jovanny Cedenro (RHP)	2009 Martin Perez (LHP)	2018 Tyler Phillips (RHP)
2001 Ryan Dittfurth (RHP)	2010 Michael Kirkman (LHP)	2019 Jason Bahr (RHP)
2002 Ben Kozlowski (LHP)	2011 Robbie Ross (LHP)	
2003 Juan Dominguez (RHP)	2012 Cody Buckel (RHP)	

MINOR LEAGUE DEFENDER OF THE YEAR

2008 Jose Vallejo (INF)	2014 Hanser Alberto (SS)
2009 Craig Gentry (OF)	2015 Lewis Brinson (OF)
2010 Jose Felix (C)	2016 Ronald Guzman (1B)
2011 Ryan Strausborger (OF)	2017 Jose Trevino (C)
2012 Engel Beltre (OF)	2018 Ryan Dorow (INF)
2013 Jake Skole (OF)	2019 Matt Whitley (C)

MINOR LEAGUE RELIEVER OF THE YEAR

2010 Cody Eppley (RHP)	2015 Andrew Faulkner (LHP)
2011 Justin Miller (RHP)	2016 John Fasola (RHP)
2012 Ben Rowen (RHP)	2017 Ricardo Rodriguez (RHP)
2013 Alexander Claudio (LHP)	2018 Demarcus Evans (RHP)
2014 Phil Klein (RHP)	2019 Demarcus Evans (RHP)

RED COAT SCOUT OF THE YEAR

2011 Don Welke	2016 Takeshi Sakurayama
2012 Kip Fagg	2017 Casey Harvie
2013 Scot Engler	2018 Mike Grouse
2014 Roger Coryell	2019 Scott Littlefield
2015 Rafic Taab	

BOBBY JONES PLAYER DEVELOPMENT MAN OF THE YEAR

2011 Bobby Jones	2015 Corey Ragsdale
2012 Keith Comstock	2016 Roy Silver
2013 Brad Holman	2017 Napoleon Pichardo
Jeff Andrews	2018 Sean Fields
2014 Aaron Levin	2019 Danny Clark

TRUE RANGER AWARD

2019 James Jones (LHP)

2019 ORGANIZATIONAL LEADERS

BATTING TOP 10 (Qualifiers)

BATTER	CLUB	AVG	G	AB	R	H	HR	RBI
Crim, Blaine	SPO	.348	55	221	36	77	8	48
Hernandez, Heriberto	RAN	.345	53	200	46	69	11	49
Aponte, Angel	RAN	.304	47	191	38	58	3	23
Ibanez, Andy	NAS	.300	121	467	91	140	20	65
Terry, Curtis	DE	.293	129	471	74	138	25	80
Ovalles, Alexander	RAN	.293	49	205	46	60	4	33
Granite, Zack	NAS	.290	119	504	66	146	3	37
Hernandez, Yonny	DE	.289	122	415	70	120	0	50
Strahm, Kellen	SPO	.288	51	198	42	57	5	28
Taveras, Leody	FRI	.279	131	519	76	145	5	56

HOME RUNS

Davidson, Matt	NAS	33
Wisdom, Patrick	NAS	31
Huff, Sam	DE	28
Terry, Curtis	DE	25
Gonzalez, Pedro	HIC	23

RBI

Davidson, Matt	NAS	101
Cordero, Andretty	FRI	82
Terry, Curtis	FRI	80
Wisdom, Patrick	NAS	74
Huff, Sam	DE	72

STOLEN BASES

Hernandez, Yonny	FRI	33
Martinez, Julio Pablo	DE	32
Taveras, Leody	FRI	32
Whitley, Matt	HIC	29
Granite, Zack	NAS	25

PITCHING TOP 10 (minimum 50.0 IP)

PITCHER	CLUB	W-L	ERA	IP	H	BB	SO
Evans, Demarcus	FRI	6-0	0.90	60.0	23	39	100
Kuzia, Joe	DE	4-2	1.62	50.0	42	16	53
Latz, Jake	DE	7-1	1.62	61.0	33	25	74
Rodriguez, Yerry	HIC	7-3	2.08	73.2	45	21	85
Uvila, Cole	DE	7-3	2.23	64.2	34	34	95
Engler, Scott	HIC	5-2	2.23	72.2	52	28	103
Linarez, Jesus	HIC	1-1	2.35	61.1	51	20	60
Mendez, Sal	DE	7-2	2.37	117.2	107	37	89
King, John	DE	3-6	2.40	97.1	90	13	91
Bahr, Jason	FRI	10-4	2.51	122.0	80	51	126

WINS

Brennan, Tim	DE	11
Bahr, Jason	FRI	10
Dillard, Tim	NAS	9
Eubanks, Alex	DE	9
Phillips, Tyler	FRI	9

SAVES

Carpenter, David	NAS	21
Kuzia, Joe	DE	18
Clase, Emmanuel	FRI	12
Evans, Demarcus	FRI	12
2 Tied		8

STRIKEOUTS

Bahr, Jason	FRI	126
Benjamin, Wes	NAS	114
Anderson, Reid	DE	109
Palumbo, Joe	NAS	108
Dillard, Tim	NAS	103

TEXAS SCOUTING STAFF

PROFESSIONAL SCOUTS

FRONT OFFICE



MIKE ANDERSON

SPECIAL ASSISTANT TO THE GM

RESIDES | AUSTIN, TX

- Enters his 33rd season in professional baseball, 14th with Texas, and 4th as a special assistant to the G.M.
- Served as the pitching coach for Surprise in the Arizona Fall League this past offseason...spent 8 years as a pro scout for the Rangers from 2009-16 following pitching coach stints with Spokane (2008) and Bakersfield (2007).
- Originally signed by Cincinnati as a non-drafted free agent in 1988, Anderson pitched from 1988-99 in the Cincinnati, Chicago-NL, Texas, and Los Angeles-NL organizations...made 3 relief appearances for the Reds in 1993.
- Mike and wife Laurie reside in his native Austin with children Ty (24) and Abby (19)...he graduated from Southwestern University in 1988...Mike's brother, Brian, is a baseball play-by-play broadcaster for TBS and the Brewers.

COACHES



RUSS ARDOLINA

MAJOR LEAGUE SCOUT

RESIDES | GAITHERSBURG, MD

- Begins his 28th season in baseball and 20th with the Texas organization.
- Enters his 16th season as a scout, 8th as a major league scout...was a professional scout from 2009-12, an amateur scout in mid-Atlantic region from 2004-08, and worked in the Texas front office as an assistant in scouting operations from 2000-04.
- Was a GM in independent baseball from 1995-99, with playoff teams in 4 of his 5 seasons; began career as G.M. in Cape Cod League (1992-93); league advisor/coach in New England Collegiate Baseball League (1994).
- Russ and his wife, Amy, reside in Gaithersburg, Md.

PLAYERS



ELLIOTT BLAIR

PROFESSIONAL SCOUT

RESIDES | FORT WORTH, TX

- Begins his 4th season as a professional scout for Texas...originally joined the organization as a comprehensive baseball operations intern during the 2016 campaign.
- Was selected by San Francisco in the 46th round of the 2011 draft and played 5 seasons in the Giants farm system.
- Played collegiately at the University of Oklahoma and graduated with a bachelor's degree in Petroleum Engineering.
- Graduated from Liberty Christian HS in Argyle, Texas, and was part of the school's state championship team in 2003.
- Elliott and his wife, Kadee, reside in Fort Worth.

2019 REVIEW



JAY EDDINGS

PROFESSIONAL SCOUT

RESIDES | SPERRY, OK

- In his 7th season as a pro scout...was previously an amateur scout for Arkansas, North Texas, and Oklahoma.
- Enters his 23rd season of scouting overall, all with the Rangers.
- Played collegiately at Seminole JC and the University of Oklahoma; spent 4 seasons in the Chicago Cubs organization.
- Spent 6 seasons coaching at the college level, including 4 with the University of Arkansas.
- Has 2 children: Sarah (1/20/95) and Ryan (11/19/96).

OPPONENTS



SCOT ENGLER

SPECIAL ASSISTANT TO THE GM

RESIDES | MONTGOMERY, IL

- Begins his 13th season in the Texas organization, his 4th as special assistant to the G.M. following a promotion on 11/21/16...will be his 20th season overall as a scout.
- Joined the Rangers in 2008 as a pro scout after previously serving as a scout for the Montreal and Florida franchises from 1999-2007...was selected as the winner of the Rangers' 2013 Red Coat Scout of the Year award.
- Prior to the start of his scouting career, Scot completed internships with the Tampa Bay Buccaneers, Arizona Fall League, and Montreal Expos...played tight end for the University of Montana football team from 1987-90.
- Scot and his wife, Tami, have 3 children, Dylan (19), McKenna (16), and Hadley (9), and reside in Montgomery, Ill.

RECORDS



JONATHAN GEORGE

PROFESSIONAL SCOUT

RESIDES | NORTH HUNTINGDON, PA

- In his 5th season as a pro scout and 9th season overall with Texas.
- Was an amateur scout for the Rangers in the mid-Atlantic region from 2012-15.
- Spent 8 seasons in the Reds and Rockies organizations as a minor league pitcher.
- Father, Rowland, is a scout for Philadelphia and uncle, Will, is a scout for Colorado.
- Resides in North Huntingdon, Pa., with wife Amanda and 2 children: Benjamin (12/4/18) and Olivia (5/13/09).

DEVELOPMENT



MIKE GROUSE

PROFESSIONAL SCOUT

RESIDES | LUBBOCK, TX

- Begins his 29th season scouting for Texas, originally joining the organization in 1988...was a national crosschecker for the club in 2012-2013 and longtime area scout with Ian Kinsler and Travis Hafner among his signings.
- Named the organization's Red Coat Scout of the Year for 2018.
- Inducted into the Midwest Scouts Association Hall of Fame in November 2010.
- Was selected by the Rangers in the 20th round of the 1984 June draft and was a member of the Northwest League champion Tri-Cities club in 1984.

MEDIA

**SCOTT LITTLEFIELD****SPECIAL ASSISTANT, SCOUTING****RESIDES | LONG BEACH, CA**

- Named the organization's 2019 Red Coat Scout of the Year.
- Is in his 11th season as Special Assistant, Scouting...is involved in all areas of player evaluation, as well as making recommendations to Jon Daniels and the directors of all scouting departments.
- In his 29th season as a scout...spent 5 years with the San Diego Padres from 2005-09, serving as national crosschecker...has also scouted for Pittsburgh and Atlanta...selected as the Padres Scout of the Year in 2007.
- Scott and wife Heather have 2 children: Tyler (21) and Erika (18)...brother, Dave, is the former G.M. with Pittsburgh and now VP of Player Development with Detroit...other brother, Mark, is Medical Coordinator for the Yankees.

**DONZELL MCDONALD****PROFESSIONAL SCOUT****RESIDES | GOODYEAR, AZ**

- Is in his 4th year as a full-time member of the pro scouting staff...has held a variety of roles within the organization during his 10 years with the club.
- Has spent the majority of his time in the organization as an instructor, working as a hitting coach with the AZL Rangers for 5 seasons (2011-15) before a dual role of roving instructor and pro scout in 2016.
- Enjoyed a 16-year playing career that spanned from 1995-2010, appearing in 1,496 minor league games. He played in 15 career games at the Major League level with the Yankees (2001) and Royals (2002).
- Donzell and wife Kamaria have 4 children: Deonne (4/19/04), Danika (2/22/09), Duke (9/27/13), and Dru (7/8/15).

**VINNY ROTTINO****PROFESSIONAL SCOUT****RESIDES | RACINE, WI**

- Enters his 4th season as a pro scout after a 14-year playing career that spanned from 2003-16.
- Signed with the Brewers in 2003 and played in 62 Major League games with Milwaukee, Florida, New York-NL, and Cleveland...also played internationally in Japan (2013) and Korea (2014) and was the starting catcher for Team Italy in the 2009 World Baseball Classic.
- Graduated from the University of Wisconsin-La Crosse in 2002 with a bachelor's degree in Chemistry with a minor in Mathematics...was an NCAA Division III All-America shortstop for the Eagles in 2002.
- Vinny and his wife, Maggie, have 3 daughters: Adrienne (3), Olivia (2), and Cecilia (newborn).

**GREG SMITH****SPECIAL ASSISTANT, ML SCOUT****RESIDES | GETTYSBURG, PA**


- Begins his 11th season with the Rangers and 9th in his current role...this year marks his 36th season in baseball.
- Prior to joining the Rangers, Smith worked for Cleveland as a Northwest Amateur Scout and Canadian National Supervisor (2007-08) before he was promoted to Pro Scout (2009)...began his scouting career with the Royals from 1997-2006, the first year as a hitting coach and scout and the last 9 years as an amateur area scout.
- Played professionally from 1985-95, including action in 27 Major League games with the Cubs (1989-90) and Dodgers (1991)...was originally selected by the Cubs in the 2nd round of the 1985 June draft.
- Greg and wife Julie have 3 children, Jennifer (26), Kelly (25), and Megan (21), and reside in Gettysburg, Pa.

**MITCHELL WEBB****PROFESSIONAL SCOUT****RESIDES | DALLAS, TX**

- Begins his 3rd season as a professional scout and 9th season overall with the Rangers.
- Prior to his current post, spent 3 seasons as the Advance Scout at the Major League level...was the club's video coordinator from 2012-14, overseeing all video efforts for the Pro, Amateur, and International scouting departments.
- Was a 2-year letterwinner in baseball at Arkansas-Little Rock (2005-06) before earning a Finance degree from the University of Arkansas in 2008.
- Completed internships with the Rangers Ticket Operations department (2009), the Red Sox Class-A affiliate in Salem, Va. (2010), and the Washington Nationals Advance Scouting department (2011).

PACIFIC RIM SCOUTS**JOE FURUKAWA****COORDINATOR, PACIFIC RIM OPERATIONS****RESIDES | HIROSHIMA, JAPAN**

- Begins his 21st year in scouting and 11th with the Rangers as Coordinator, Pacific Rim Operations.
- Worked for the Major League team in 2012 with duties including interpreter for Yu Darvish.
- Recipient of the 2012 Harold McKinney Good Guy Award by the Dallas-Fort Worth BBWAA.
- Played college baseball at UC-Berkeley and UC-Irvine...played professionally in Japan for 7 seasons with the Hiroshima Carp and Yokohama Baystars.
- He and his wife, Sachiko, have 3 children: Shuichi (4/26/00), Koichi (12/19/03), and Junichi (1/20/07).

**CURTIS JUNG****SPECIAL ASSIGNMENT SCOUT****RESIDES | SCOTTSDALE, AZ**

- Enters his 10th season with the Rangers and 4th as a Special Assignment Scout.
- Was elevated to his current position in November 2016 after 4 seasons (2011-15) as Manager of Pacific Rim Operations...previously worked with the Los Angeles Dodgers as Manager, Asia Operations (2000-07) and with the Lotte Giants as Special Advisor to Manager Jerry Royster (2008-10).
- Pitched professionally in Korea for the Haitai Tigers (1995-97).
- Curtis and wife, Jin-Ju, reside in Scottsdale with their son, Zachary (8/25/12).

**HAJIME WATABE****MANAGER, PACIFIC RIM OPERATIONS****RESIDES | TOKYO, JAPAN**

- Enters his 13th season with the Rangers and 15th in baseball.
- Was elevated to his current position prior to the 2018 season...originally joined club in January 2008 as a translator for Kazuo Fukumori and also worked as a translator for Yoshinori Tateyama in 2011.
- Has assisted the Major League team as a translator during past spring trainings.
- Has scouted high school, college, the Industrial League, and Nippon Professional Baseball for the Rangers in Japan.

**DANIEL CHANG****INTERNATIONAL SCOUT****RESIDES | TAICHUNG, TAIWAN**

- Enters his 4th season as a part of the Texas international scouting staff with responsibilities primarily in Taiwan.
- Was signed by Seattle as a 17-year-old in 2008 and pitched in 41 minor league games from 2008-12 in the Mariners minor league system.
- Pitched from 2013-16 with the EDA Rhinos of the CPBL in Taiwan.
- Daniel and his wife, Ssu-Ting, have two sons: Yu-Hung (3/21/15) and Yo-Lun (8/25/18).

**RANDY SMITH****SR. ADVISOR, ML SCOUTING (HOKKAIDO)****RESIDES | MONTGOMERY, TX**

- Joined the Rangers in 2018 and works in a shared capacity between the Rangers and Hokkaido Nippon Ham Fighters...coverage includes professional players in both the United States and Japan.
- Was VP of Baseball Operations/GM with the San Diego Padres from 1993-95 and held the same position with the Detroit Tigers from 1996-01...became the then-youngest GM in MLB history when he was named to the post with the Padres on 6/9/93...named *Baseball America* Executive of the Year in 1997.
- Randy and his wife, Erin, have two sons: Quinn (21) and Shane (19)...his father, Tal Smith, served as an MLB executive for more than 50 years with the Astros, Reds, and Yankees.

**AL HARGESHEIMER****DIR. OF INTERNATIONAL SCOUTING (HOKKAIDO)****RESIDES | INVERNESS, IL**

- Enters his 42nd season in baseball and 3rd in the Texas organization...works with the Rangers and Hokkaido Nippon Ham Fighters in a dual role, scouting professional players in the United States.
- In addition to his time with the Fighters, has been a scout in the San Diego (1989-91; 1994-96), Colorado (1991-94), and Detroit Tigers (1996-2008) organizations...named Scout of the Year for the Rockies in 1992 and Padres in 1995.
- Had an 11-year playing career from 1978-88 and appeared in 31 major league games with the Giants (1980-81), Cubs (1983), and Royals (1984).
- Al and his wife, Kathleen, have two grown children, Daniel and Lauren, and two grandchildren, Liv (6) and Elin (3).

CROSSCHECKERS**RYAN COE****EASTERN CROSSCHECKER****RESIDES | DALLAS, GA**

- Starts his 11th season as a scout for Texas and 8th as a crosschecker after 13 years of coaching at the college level.
- Was the club's area scout in his native Georgia from 2010-12.
- Was a 3-time All-America selection at Kennesaw State (Ga.) U., leading the Owls to the 1994 NAIA Championship.
- Played 2 1/2 seasons in the Houston Astros farm system.
- Coe is married to former softball All-American and Kennesaw State Athletic Hall of Fame member Cara (Dornstauder) Coe and they have two daughters: Samantha and Lauren.

**BOBBY CROOK****SPECIAL ASSIGNMENT CROSSCHECKER****RESIDES | FORT WORTH, TX**

- Enters 3rd season as a special assignment crosschecker following a promotion prior to the 2018 season...this is his 17th season overall in the Texas organization.
- Has served as an area scout (2014-17) and Manager of Amateur Scouting (2009-13)...started with the Rangers in 2004 as a Baseball Media Relations intern and joined the Baseball Operations department in 2006.
- Graduated with a bachelor's degree in Broadcast Journalism from the University of North Texas in 2005...also attended the University of Dallas, where he played baseball for two years.
- Bobby and wife, Marianne, have a son, Thomas (9), and a daughter, Claire (6), and reside in Fort Worth.

**CASEY HARVIE****WEST COAST CROSSCHECKER****RESIDES | LAKE STEVENS, WA**

- Enters his 18th season as a scout and 9th with Texas...joined the organization in Sept. 2011.
- Selected as the organization's Red Coat Scout of the Year for 2017.
- Previously scouted for Cleveland, Colorado (2004-06), and LA of Anaheim (2007-11).
- Played college baseball at Pacific Lutheran University, graduating with degrees in Print/Broadcast Journalism.
- Casey resides in Lake Stevens, Wash., with his son, Hudson.

**JAKE KRUG****NATIONAL CROSSCHECKER****RESIDES | FLOWER MOUND, TX**


- Enters his 18th season in the Texas organization and 4th as a national crosschecker.
- Was the club's eastern crosschecker in 2009 before spending 4 seasons in the player development department, including 2 years as Director of Minor League Operations.
- Graduated from the University of Texas with a bachelor's degree in Economics.
- Jake and wife, Courtney, reside in Flower Mound, Texas, with son, Carter, and daughters, Collins and Caroline.

**DEMOND SMITH****MIDWEST CROSSCHECKER****RESIDES | CARROLLTON, TX**

- In his 3rd season with the Rangers after joining the organization in 2017...marks his 11th season as a scout overall.
- Following an 18-year playing career, Smith joined the Red Sox in 2010 as an area scout in Northern California and Northern Nevada...covered Southern California for Boston from 2015-17.
- Was selected by the New York Mets in the 6th round of the 1990 June draft out of Dwight D. Eisenhower High School in Rialto, Calif...spent 11 seasons in the NYM, CAL, OAK, CWS, and ATL organizations...also played in Mexico and independent leagues.
- Demond and his wife, Damesha, have three children: Christian (25), Mychael (22), and Demond Jr. (20).

**BRIAN WILLIAMS****SOUTHEAST CROSSCHECKER****RESIDES | CINCINNATI, OH**

- Enters his 22nd season in professional baseball and 7th with the Texas organization.
- Was a member of the Seattle organization from 2005-13 as a Midwest area scout with additional duties as a crosschecker in Canada during his last 2 seasons with the club.
- Prior to joining the Mariners, he worked as a baseball operations assistant with the Cubs from 2000-05.
- Brian and wife, Angie, reside in Cincinnati with sons, Carter and Everett.

AMATEUR SCOUTS**BRETT CAMPBELL****CENTRAL AND NORTH FL****RESIDES | ORLANDO, FL**

- Begins 6th season as a scout in the Texas organization.
- Was the head coach at Georgia Perimeter College from 2013-2014, compiling a 80-35 record with the Jaguars.
- Selected by the Washington Nationals in the 34th round of the 2004 draft and debuted with the Nationals in 2006, appearing in 4 games out of the bullpen.
- All-America shortstop at Wallace State-Hanceville (Ala.) before finishing his collegiate career at Kennesaw State U.
- He and wife, Stephanie, have three children: Hilt (4/21/14), Mac (5/18/16), and Dara Moon (4/23/19).

**CHRIS COLLIAS****MICHIGAN AND OHIO****RESIDES | ROYAL OAK, MI**

- Has covered the Michigan and Ohio region for the Rangers since April 2018...is in his 7th season overall with the organization, previously working as a part-time scout in the Midwest from 2014-17...was also an associate scout for the Cleveland Indians from 2012-14.
- Was an assistant coach/recruiting coordinator at his alma mater, Madonna (Mich.) University, from 2010-14 and assistant coach at Henry Ford (Mich.) Community College from 2007-09.
- Chris and his wife, Emily, have a daughter, Hadley.

**TOMMY DUENAS****SOUTH FLORIDA****RESIDES | MIAMI, FL**

- Enters his 1st season with Texas as a scout in South Florida.
- Previously held assistant coaching roles at his alma mater, Florida International University (2018-19), and Miami Dade College (2010-16)...had more than 30 players signed to professional contracts.
- Served as an assistant coach for the USA Baseball 15U National Team in 2014.
- Was drafted by the Anaheim Angels in the 16th round of the 2002 June draft.
- Tommy and wife, Natalie, have two children: son Iggy (10) and daughter Vale (8).

**STEVE FLORES****SOUTHERN CA AND HAWAII****RESIDES | TEMECULA, CA**

- Enters his 39th year of scouting and 17th season in the Texas organization.
- Played professionally in the Minnesota Twins organization from 1974-75 as an outfielder and right-handed pitcher.
- Father, Jesse, was a scout for 30 years and signed over 60 big league players...was the first native born Mexican to pitch in the majors in 1943.
- Steve and wife, Shelley, have two children: Adrian and Jacob.


TODD GUGGIANA
SOUTHERN CA AND SOUTHERN NV
RESIDES | LONG BEACH, CA


- Begins his 29th season in the Texas organization and 25th as a scout.
- Selected by Texas in the 18th round of the 1990 draft and played 4 seasons in the Rangers' minor league system.
- Played collegiately at Cerritos Junior College and Long Beach State University.
- Todd has two children: Kellie (5/5/96) and Matt (3/11/98).


JAY HEAFNER
NC AND SC
RESIDES | INDIAN TRAIL, NC

- Begins his 12th season as a scout after 2 years as a player in the Rangers' minor league system.
- Worked as an area scout in South Texas/Louisiana and the Northeast prior to his current assignment.
- Selected by Texas in the 23rd round of the 2006 June draft.
- Was a 2006 Preseason First Team All-American, 2005 Southern Conference POY, and Golden Spikes Award nominee at Davidson College in North Carolina, where he finished 2nd all-time in hits (250).
- Jay and his wife, Krista, reside in Indian Trail, N.C., with son, Jacob, and daughter, Reese.


LEVI LACEY
AZ, CO, NM, AND UT
RESIDES | MESA, AZ

- Enters his 3rd season as an amateur scout with the Rangers.
- Previously served as the Head Baseball Coach at Everett (Wash.) Community College for 17 seasons, reviving the program in 2001 after the school had not fielded a team since 1982...he compiled a 475-238 record at the college level and won the NWCAC Championship in 2013.
- Had 10 players drafted out of Everett during his tenure, including former Ranger Keone Kela.
- Levi and wife, Heather, have a daughter, Emma K. (8).


BRIAN MATTHEWS
DC, DE, MD, PA, VA, AND WV
RESIDES | YORK, PA

- Joined Texas in July 2015 and enters his 5th season as a scout in the mid-Atlantic region.
- Previously worked in the Toronto Blue Jays amateur scouting department as a video coordinator from 2013-15.
- Completed full-year internships in baseball operations with the New York Yankees and Cincinnati Reds.
- Played college baseball at Misericordia University in Dallas, Pa.
- Brian and wife, Desiree, have three children: sons Reid and Evan, and daughter Nora.


GARY MCGRAW
AK, ID, MT, OR, WA, WY, CANADA
RESIDES | GASTON, OR

- Enters his 31st year in professional baseball and 19th as a scout for Texas in the Pacific Northwest.
- Played one season in the Oakland Athletics farm system.
- Played college baseball at Portland State University.
- Gary and wife, Julie, have three children: Jamie (2/15/85), Jessica (10/30/86), and Jake (10/16/93).
- Son, Jamie, was selected by Texas in the 40th round of the 2008 June draft.


MICHAEL MEDICI
WI, IL, IN, AND KY
RESIDES | INDIANAPOLIS, IN

- In his 7th season as a scout in the Midwest after joining the Texas organization in 2013.
- Began his scouting career with the Blue Jays, covering Illinois and Indiana as an area scout from 2009-13.
- Was a catcher at Niagara University before a stint as a coach at the collegiate level.
- Spent two seasons as an assistant coach and recruiting coordinator at Canisius College.
- Michael and wife, Beth, have three children: son Miles and twins, Beckham and Raelyn.


BRIAN MORRISON
AL, MS, TN, AND FL PANHANDLE
RESIDES | EL CERRITO, CA

- In his 6th season with the Texas organization after joining the Rangers in September 2014.
- Was an area scout for Tampa Bay from 2009-14 and a minor league hitting coach in the Rays farm system for 3 seasons...also scouted for Philadelphia for 2 years.
- Selected by Toronto in the 10th round of the 1984 draft and played 8 minor league seasons.
- A First Team All-America, All-State, and All-City selection at Oakland (Calif.) High School.
- Brian has two children: Chelsea and Asia.

**PATRICK PERRY****NORTH/CENTRAL CA, NORTHERN NV****RESIDES | ST. GEORGE, UT**

- Joined the organization in 2018 after 10 years as a coach at the college level...was an assistant coach and recruiting coordinator at Dixie State (Utah) University from 2016-18 and was on the coaching staff at his alma mater, the University of Northern Colorado, for 7 seasons.
- Selected by Boston in the 7th round of the 2004 draft and played two seasons in the Red Sox farm system...also played in the independent Canadian-American and Frontier League from 2006-09.
- Has a master's degree in Sports Administration and a bachelor's in Finance from Northern Colorado...he and his wife, Laura, have a daughter, Presley.

**TAKESHI SAKURAYAMA****CT, MA, ME, NH, NJ, NY, RI, AND VT****RESIDES | MANCHESTER, CT**

- Enters his 17th season in professional baseball and 10th with the Texas organization.
- Named the organization's 2016 Red Coat Scout of the Year.
- Spent 5 years as an international scout with Nippon Professional Baseball's Rakuten Golden Eagles (2006-10).
- Graduated from KEIO University in Minato, Tokyo.
- Earned a master's degree in Sports Management from Indiana State University.

**JOSH SIMPSON****AR, OK, AND NORTHERN TX****RESIDES | FORT WORTH, TX**

- Is in his 3rd season as the area scout in Arkansas, Oklahoma, and North Texas...joined the Rangers in December 2015 and spent 2 years as the club's area scout in AZ, CO, NM, and UT.
- Was head coach at New Mexico JC from 2009-15, compiling a 242-143 record and leading team to the Region V tournament 6 out of 7 years...named 2014 WJACAC Coach of the Year.
- Played college baseball at El Paso CC and Northwestern Oklahoma State University...earned a master's degree from East Central Oklahoma in Secondary Education/Athletic Administration.

**DUSTIN SMITH****IA, KS, MN, MO, NE, ND, AND SD****RESIDES | GIRARD, KS**

- Begins his 14th season as a scout with Texas.
- Selected by Texas in the 38th round of the 2000 June draft and played 6 seasons as a catcher in the Texas farm system...was also selected by Texas in the 30th round of the 1999 draft out of Girard (Kan.) High School...was signed by current Texas pro scout Mike Grouse.
- Brother, Dan, was a 7th round selection by Texas in 1993.
- He and wife, Leah, reside in Girard, Kan., and have two sons: Drake and Chase.

**RANDY TAYLOR****SOUTH TX AND LOUISIANA****RESIDES | KATY, TX**

- Was elected to the Texas Scouts Association Hall of Fame in 2008.
- Enters his 34th season with Texas.
- Is the 2nd-longest tenured member of the baseball operations department behind Bobby Jones.
- Started in the organization as an associate scout in the fall of 1986.
- Randy has four grandchildren: Colby (11), Grey (9), Bowen (6), and Lowe (4).

**DERRICK TUCKER****GEORGIA AND TENNESSEE****RESIDES | ATLANTA, GA**

- Begins his 8th season as a scout in the Texas organization after 8 years as a college coach.
- Spent 3 seasons at North Georgia College and State University and 4 years at Kennesaw State University as a hitting coach and recruiting coordinator.
- As a catcher at Kennesaw, Tucker won the Peach Belt Conference Championship in 2002, competed in the NCAA Regionals in 3 of 4 years, winning the region title in 2003 and finishing third in the NCAA Division II College World Series.

**TYLER CARROLL****AMATEUR VIDEO SCOUT****RESIDES | GRAND PRAIRIE, TX**

- Enters his 4th season in the Texas organization and 1st as an amateur video scout.
- Spent 2019 as an advance scouting intern...was also a video assistant for Arizona and Spokane (2018) and Down East (2017).
- Is a native of Calverton, N.Y., and graduated from Farmingdale State College with a degree in Sport Management.

INTERNATIONAL SCOUTING STAFF

FRONT OFFICE



JONNY CLUM

ASSISTANT, INTERNATIONAL SCOUTING

RESIDES | DALLAS, TX

- Clum joined the international scouting department following the end of the 2018 season and has worked in a variety of capacities with the Rangers since the 2014 season.
- Graduated from Texas A&M University with a degree in Business Management and an emphasis in International Business.
- Was born in Baltimore, Md., but grew up in Fort Worth, Texas.

COACHES



JOSE FERNANDEZ

INTERNATIONAL SCOUT



JESUS "CHU" HALABI

LATIN AMERICA CROSSCHECKER



YFRAIN LINARES


LATIN AMERICA CROSSCHECKER



WILLY ESPINAL

SUPERVISOR, DOMINICAN REPUBLIC

PLAYERS



JHONNY GOMEZ

CROSSCHECKER, VENEZUELA



MAIKOL ROJAS

DOMINICAN REPUBLIC VIDEO SCOUT



JC ALVAREZ

DOMINICAN REPUBLIC AREA SCOUT



CHRISTIAN CABRAL

DOMINICAN REPUBLIC AREA SCOUT

2019 REVIEW

OPPONENTS



NELSON MUNIZ

DOMINICAN REPUBLIC AREA SCOUT



CARLOS GONZALEZ

VENEZUELA AREA SCOUT



JUAN SALAZAR

VENEZUELA AREA SCOUT



CARLOS PLAZA

VENEZUELA AREA SCOUT

RECORDS

DEVELOPMENT



JOSE GABRIEL RODRIGUEZ

VENEZUELA AREA SCOUT



RAFAEL CEDENO

PANAMA SCOUT



EFRAIN LARA

MEXICO SCOUT



HAMILTON SARABIA

COLOMBIA SCOUT

MEDIA

MINOR LEAGUE STAFF

COORDINATORS



MATT HAGEN

FIELD COORDINATOR

BORN | JAN. 3, 1980 IN WATSONVILLE, CA **RESIDES** | AUSTIN, TX

Hagen takes over the role of Field Coordinator in 2020, his fifth year in the Texas organization. He previously managed Hickory (2018-19) and Spokane (2017), combining to amass a 192-157 (.550) record while guiding the Crawdads to the South Atlantic League championship series in 2019. Hagen originally joined the Rangers in 2016 as a coach for Hickory.

Prior to the Rangers, Hagen spent three years as the head coach at Four Points Baseball in Austin. Upon conclusion of his playing career in 2012, Hagen returned to his alma mater, Liberty (Va.) University, as an assistant coach. He also had a stint on the Liberty coaching staff in 2007 and spent three offseasons as a strength coach for Liberty's baseball, men's soccer, and football programs.

Hagen was drafted by the Seattle Mariners in the 12th round of the 2002 June draft and spent time in both the Seattle and San Diego organizations, reaching Double-A Mobile in 2006. Hagen continued his playing career in the independent Frontier and Atlantic Leagues from 2007-12, earning Atlantic League All-Star honors three times. Hagen was a first team All-Big South selection at Liberty University, leading the conference in home runs and RBI as a junior. He was a member of Liberty's 2000 Big South Championship team that advanced to the NCAA Tournament. He graduated from Liberty in 2012 with a degree in Sport Management.

Matt and his wife, Keeley, were married in 2016 and reside in Austin.



DANNY CLARK

PITCHING COORDINATOR

BORN | OCT. 11, 1969 IN CARTER COUNTY, TN **RESIDES** | ELIZABETHTON, TN

Clark begins his 15th season in the Texas system and 12th as the organization's pitching coordinator. He was honored as the organization's 2019 Bobby Jones Player Development Man of the Year.

Prior to his current role, Clark spent three seasons as a pitching coach within the farm system, including a pair of campaigns from 2007-08 as Low-A Clinton's pitching coach. His first year with Texas was in 2006 as Spokane's pitching coach, a position he accepted after six seasons as the head coach at Milligan College in Johnson City, Tenn. Clark compiled a career 188-143 record at the helm of the Buffaloes and led Milligan to the 2001 Appalachian Athletic Conference championship, in addition to runner-up finishes in 2003 and 2005.

Prior to coaching at Milligan, Clark had coaching stints at Brevard (N.C.) College and East Tennessee State University. He also spent time as the head coach for Morristown West (Tenn.) High School. Clark played college baseball at ETSU and earned a master's degree in Education from Lincoln Memorial (Tenn.) University.

Danny and his wife, Jennifer, have four kids: Cloe, Clare, Colby, and Caliegh.



JONO ARMOLD

PITCHING COORDINATOR

BORN | JAN. 15, 1989 IN FORT LAUDERDALE, FL **RESIDES** | FRISCO, TX

Arnold is entering his fifth year in the Texas organization and first as pitching coordinator. In his new role, he will work jointly with pitching coordinator Danny Clark. Arnold previously worked as a roving pitching coach in 2019 following pitching coach stints with Spokane (2018) and the AZL Rangers (2016-17).

Prior to joining the Rangers, Arnold was a pitching coach for the University of Texas at Dallas and the Texas Marshals of the Texas Collegiate League.

The Florida native was selected by the Milwaukee Brewers in the 30th round of the 2012 June draft and pitched two seasons in the Milwaukee farm system. Over 26 career minor league relief appearances, Arnold compiled a 3.61 ERA and tallied 76 strikeouts in 72.1 innings of work.

Arnold attended Flagler College in St. Augustine, Fla., and set numerous school records, including career starts (51). Arnold was also a second team All-Peach Belt Conference and an honorable mention All-Southeast Region selection during his college career. He graduated from Pine Crest (Fla.) High School. In 2017, he earned a master's degree in Organizational Behavior from the University of Texas at Dallas.



KENNY HOLMBERG

INFIELD COORDINATOR

BORN | FEB. 21, 1983 IN DUNEDIN, FL **RESIDES** | SMITHVILLE, MO

Holmberg is in his fifth season instructing the organization's infielders and 12th year overall with Texas. He previously managed at three levels of the Rangers farm system, including stops at Spokane (2018), the Arizona League Rangers (2013-15), and the Dominican Summer League Rangers (2010-11). Holmberg led Spokane to the Northwest League championship series in 2018 while also serving as infield coordinator. He originally joined the organization as a coach for the DSL Rangers in 2009, and also coached for the club's High-A affiliate in 2012.

An infielder in his playing days, Holmberg was selected by Milwaukee in the 22nd round of the 2005 June draft and played four seasons in the Brewers organization. He compiled a .272 average with 34 home runs and 187 RBI over 338 career minor league games. Holmberg was also selected by Toronto in the 49th round of the 2001 June draft out of Dunedin (Fla.) High School, but opted to play collegiately at St. Petersburg (Fla.) College from 2002-03. He then spent two seasons at Embry-Riddle Aeronautical University, earning first team NAIA All-America honors in 2005.

Kenny and his wife, Jenni, reside in Smithville, Mo., with their two sons, William and Cooper. His father, Dennis, has spent over 40 years in player development with the Toronto Blue Jays organization and was inducted into the Florida State League Hall of Fame in 2018.



CODY ATKINSON

HITTING COORDINATOR

BORN | JAN. 14, 1989 IN BELLEVUE, WA **RESIDES** | LYNNWOOD, WA

Atkinson was hired as the organization's hitting coordinator in October 2019 and is in his first season with the club. He spent the 2019 season as Hitting Assessment/Run Production Coach for player development in the Cincinnati Reds system. Atkinson was hired as the head baseball coach at Centralia (Wash.) College in September 2018 prior to accepting the position with the Reds. He also had stints as an assistant at Everett Community College, West Virginia University and the University of Texas-Rio Grande. He holds a bachelor's degree in Kinesiology and Sports Administration from Lewis-Clark State College in Idaho and a master's degree from North Central University.

Atkinson played baseball at Everett Community College, Centenary College of Louisiana, and Corban University. His father, Ray, is a coach for Chaffey Baseball, a select baseball club in the Pacific Northwest.

Cody resides in Lynnwood, Wash., with his wife, Kristina, and son, Kaiden (born Aug. 2019).

FRONT OFFICE

COACHES

PLAYERS

2019 REVIEW

OPPONENTS

RECORDS

DEVELOPMENT

MEDIA


GREG HIBBARD
ROVING PITCHING INSTRUCTOR
BORN | SEPT. 13, 1964 IN NEW ORLEANS, LA **RESIDES** | ARLINGTON, TN

Hibbard is in his fifth season in the Texas organization and first as a minor league roving pitching instructor. He was previously a pitching coach at Double-A Frisco (2018-19) and Triple-A Round Rock (2016-17). Prior to joining the Rangers, he spent 13 seasons as a pitching coach in the Cleveland organization. Hibbard made numerous stops throughout the Cleveland farm system, including Mahoning Valley (2003; 2011-12; 2014-15), High-A Kinston (2004; 2008-09), Double-A Akron (2005; 2007; 2010; 2013), and Triple-A Buffalo (2006). He began his coaching career in the independent Northern League with the Joliet Jackhammers (2001-02) and Schaumburg Flyers (1999-2001).

Hibbard pitched professionally for 12 years, including six seasons in the Majors with the Chicago White Sox (1989-92), Chicago Cubs (1993), and Seattle Mariners (1994). He compiled a 57-50 record with a 4.05 ERA over 165 games/158 starts during his career. Hibbard won 10-or-more games in four straight seasons from 1990-93, including a career-high 15 victories with the Cubs in 1993. The left-hander was originally selected by the Kansas City Royals in the 16th round of the 1986 draft out of the University of Alabama.

Greg and his wife, Shea, have four children: Britton, Kellon, Jack, and Ali.


GENO PETRALLI
ROVING COACH
BORN | SEPT. 25, 1959 IN SACRAMENTO, CA **RESIDES** | WEATHERFORD, TX

Former Texas backstop Geno Petralli enters his sixth season as a coach in the organization and first as a roving coach. He was previously a member of the Triple-A coaching staff from 2015-19. Prior to re-joining the Rangers, Petralli's only coaching experience came in 1994 with the Chicago Cubs in a roving instructor position.

Petralli appeared in 809 games at the Major League level over 12 seasons from 1982-93, including nine seasons with the Rangers. His 556 games behind the plate for Texas still rank as third-most in franchise history. Petralli signed with the Rangers as a free agent on May 17, 1985 and appeared with the club in each season through 1993. He batted .302 with 7 home runs and 31 RBI over 102 games in 1987, becoming the first Texas catcher ever to post a .300 average. He was originally selected by Toronto in the 3rd round of the 1978 June draft and appeared in 25 games with the club from 1982-84.

Geno and his wife, Susan, have three children: James, Ben, and Mary. James is the lead singer of the band White Denim. Ben was drafted five times in the Major League draft and played professionally with the Normal CornBeltsers of the Frontier League and Grand Prairie AirHogs of the American Association.


TURTLE THOMAS
ROVING CATCHING COACH
BORN | JAN. 17, 1953 IN HIGH POINT, NC **RESIDES** | MIAMI, FL

Henry "Turtle" Thomas is in his fifth season with the Rangers and first as a roving catching coach. The longtime college coach was previously on the coaching staffs of Down East (2019), Hickory (2018), and Spokane (2017), and coached in the Instructional League in 2016.

His jump to the pro ranks followed 39 years as a coach at the collegiate level, including nine years as the head coach at Florida International University. He went 281-240-4 at FIU and led the Panthers to the NCAA regionals three times from 2008-16. Thomas also served as an assistant coach at Arizona State (2007), LSU (2000-06), Miami (1988-99), Georgia Tech (1986-87), and Clemson (1978-85), and was a part of national championship teams at Miami and LSU in 1999 and 2000. During his tenure at Miami, Thomas recruited future big leaguers Charles Johnson, Alex Fernandez, Alex Cora, and Pat Burrell to the Hurricanes. Thomas recruited and coached 70 Major League Baseball players during his time at the college level. At LSU, he coached current Rangers Assistant General Manager Mike Daly. Thomas was a part of 14 different College World Series teams during his time in the college game.

Thomas was a four-year letterman at catcher, playing two seasons at Campbell (N.C.) University and two years at High Point (N.C.) College. He graduated from High Point in 1975 and earned a master's degree from UNC-Greensboro in 1978.

Turtle and his wife, Maria, have three children: Kevin, Kristen, and Keith.


BOBBY JONES
SPECIAL ASSISTANT, PLAYER DEVELOPMENT
BORN | OCT. 11, 1949 IN ELKTON, MD **RESIDES** | TULSA, OK

Following his retirement from the Major League staff at the end of the 2016 season, Bobby Jones remains in the organization as a special assistant within player development. The 2020 campaign with be Jones' 54th season in baseball as a player, coach, or minor league instructor.

Jones spent three seasons as part of the Major League staff as assistant hitting coach (2014-15) and player coordinator (2016). Jones also served on Johnny Oates' staff in 2000 and 2001 and was a first base coach and outfield instructor under Buck Showalter for the 2006 campaign.

Jones is the longest-tenured active member of the Rangers' baseball operations department, having started his coaching career as the manager at Charlotte in the High-A Florida State League in 1988. In 24 years as a minor league manager, he compiled a career record of 1656-1621 and led his teams to 12 postseason berths. Jones has amassed the most games and victories of any manager in the history of the Texas organization. Jones appeared in 314 Major League games over parts of nine seasons from 1974-86, playing with Texas and California as an outfielder. He finished with a career average of .221 with 20 homers. Jones was originally selected by Washington in the 36th round of the 1967 June draft and later made his debut with Texas on Oct. 1, 1974 at Minnesota.

Bobby and wife Debbie have one child, Jill. Jones served 14 months in Vietnam from December 1969 to February 1971 and received a Bronze Star Medal.


BRENDAN SAGARA
SPECIAL ASSISTANT / PITCHING COACH
BORN | JAN. 29, 1973 IN WAHIAWA, HI **RESIDES** | HONOLULU, HI

Sagara is in his first season in a dual role as Special Assistant, Player Development and Nashville Sounds pitching coach. He joined the Texas organization following two years as the minor league pitching coordinator for the Chicago Cubs. Sagara spent six seasons from 2012-17 in the Miami Marlins system, including the final year of that span as assistant pitching coordinator. He was selected as the Marlins' Player Development Man of the Year in 2015. Sagara has been a pitching coach in various capacities for 20 seasons, and has also worked as a part-time scout for the Mets (2006-09) and Braves (2010-11).

The Hawaii native graduated from the University of Hawaii at Hilo, where he was nominated for all-region honors and was named the university's Male Athlete of the Year for 1995-96. Sagara pitched professionally with Evansville in the independent Frontier League in 1999, posting a 1.69 ERA in four games. His first coaching assignment also came in the Frontier League, as he joined the ranks as pitching coach for the Dubois County Dragons in 2001. In 2007, Sagara was selected Frontier League Coach of the Year for the league-champion Windy City ThunderBolts.

Brendan and his wife, Michelle, reside in Honolulu, Hawaii.

**STOSH HOOVER****COORDINATOR, ARIZONA OPERATIONS****BORN** | SEPT. 9, 1985 IN PHOENIX, AZ **RESIDES** | PHOENIX, AZ

Hoover begins his 10th season in the Texas organization and sixth as the Coordinator of Arizona Operations. In his current role, Hoover handles the day-to-day operations of the club's spring facility in Surprise and oversees the organization's onboarding program that helps first-year players assimilate to professional baseball. He ran the day-to-day operations at the club's complex in the Dominican Republic for three seasons from 2012-14. Hoover originally joined the organization as a comprehensive baseball operations intern for the 2011 season.

The Phoenix native graduated from Trinity University in San Antonio, Texas, with a double major in Business and Spanish. He played shortstop on the Tigers baseball team throughout his time at Trinity.

**CHRIS ACKERMAN****MINOR LEAGUE EQUIPMENT MANAGER****BORN** | NOV. 15, 1986 IN SPOKANE, WA **RESIDES** | SURPRISE, AZ

Ackerman is in his 15th season in the Texas organization and eighth year as the club's minor league equipment manager. Prior to his current position, Ackerman spent the 2012 campaign as the club's assistant equipment manager and AZL clubhouse manager. He moved to Arizona after six seasons working at a pair of the organization's minor league affiliates. He was the clubhouse manager for the Hickory Crawdads from 2010-11, earning South Atlantic League Visiting Clubhouse Manager of the Year honors in 2011. He originally joined the organization as the clubhouse manager for his hometown Spokane Indians in 2006 and spent four seasons with the club.

Chris graduated from Eastern Washington University in 2009 with a degree in marketing.

**BRYAN HARVEY****SAM NIEDORF****CONNER GUNN****JESSE BEHR****PITCHING CONSULTANT****DATA APPRENTICE COORDINATOR****HITTING ANALYST****MINOR LEAGUE VIDEO COORDINATOR****PERFORMANCE DEPARTMENT****NAPOLEON PICHARDO****DIRECTOR, PERFORMANCE****BORN** | DEC. 4, 1981 IN MARATHON, FL **RESIDES** | WADDELL, AZ

Pichardo begins his 16th season in the Texas organization and first as Director of Performance. Honored as the organization's 2017 Bobby Jones Player Development Man of the Year, he spent 15 seasons as the club's strength and conditioning coordinator before his new role. Prior to joining the Rangers, Pichardo served as the strength and conditioning coordinator for the Double-A New Hampshire Fisher Cats in the Toronto organization. While with the Fisher Cats, Pichardo also served as an interpreter for the team's Spanish-speaking players.


Before joining the Blue Jays system, he worked as a spring training intern for the New York Yankees in 2003. He graduated from the University of South Florida with a bachelor's degree in Exercise Physiology in 2003, working with the school's football team and olympic sports in both 2002 and 2003.

Napoleon and his wife, Jennifer, have a daughter, Abigail (6), and a son, Bear (3), and reside in Waddell, Ariz.

**VINESH KANTHAN****MANAGER, SPORTS SCIENCE****BORN** | OCT. 5, 1993 IN CAMDEN, NJ **RESIDES** | DALLAS, TX

Kanthan is in his second season in the Texas organization and first as Manager, Sports Science. He originally joined the Rangers in January 2019 as a junior analyst in Baseball Analytics. Prior to joining the organization, Kanthan spent the 2017-18 seasons working in baseball operations for the Tampa Bay Rays. In 2016, he worked as a graduate assistant for the football program at Temple University and in ticket services for the Philadelphia Phillies.

The New Jersey native graduated from Rutgers University, earning a bachelor's degree in Biotechnology and Sport Management while minorning in Biochemistry. While in school, he worked as a recruiting student assistant for the Rutgers football team.

**CHANDLER GELLER****SPORT PERFORMANCE SCIENCES****BORN** | MARCH 28, 1991 IN DALLAS, TX **RESIDES** | AUSTIN, TX

Geller is in his fourth season in the Texas organization and first year in sport science as the sport performance sciences coach. From 2017-19, he served as the strength and conditioning coach for the Arizona League Rangers. Geller joined Texas after one and a half years as an assistant strength and conditioning coach at Clemson University, working with the men's tennis, men's golf, and baseball teams. Prior to Clemson, Geller worked as a graduate strength and conditioning coach at his alma mater, Ohio University, while earning a master's in Recreation Sports Sciences Coaching Pedagogy. Geller was a four-year member of the Bobcat baseball team from 2010-14 and earned a bachelor's degree in Communication with a Coaching Education minor from Ohio. He holds certifications from both the National Strength and Conditioning Association (Registered Strength and Conditioning Coach) and USA Weightlifting (USAW-L1). He also holds certifications from OnBaseU for both hitting and pitching.

MEDICAL AND REHAB

FRONT OFFICE



SEAN FIELDS

ARIZONA MEDICAL COORDINATOR

BORN | MARCH 22, 1984 IN SAN ANGELO, TX **RESIDES** | SURPRISE, AZ

Fields is in his second season as Arizona Medical Coordinator and 11th year overall with the Rangers. He was the recipient of the 2018 Bobby Jones Player Development Man of the Year Award. The Texas native previously served three seasons as the organization's Rehab Coordinator in addition to six seasons as a trainer in the Texas farm system. Fields' stops as an athletic trainer within the Texas organization included Low-A Hickory (2014-15), Short-A Spokane (2012-13), the AZL Rangers (2011), and DSL Rangers (2010). He originally joined the organization as an intern with the Rangers' Dominican Summer League entry in 2009. Fields completed his undergraduate work at Texas Tech University prior to earning a master's degree from Stephen F. Austin State University.

The Texas native resides in Surprise, Ariz., with his wife, Lauren, who serves as coordinator of the Rangers Village housing complex.

COACHES



CHRIS OLSON

LATIN AMERICA MEDICAL COORDINATOR

BORN | JAN. 7, 1987 IN MIAMI, FL **RESIDES** | MIAMI, FL

Olson enters his sixth season in the Texas organization and second as the Latin America medical coordinator following three seasons as part of the Rangers rehab medical staff in Arizona. The Florida native rejoined the Texas organization in December 2015 after four seasons working as a trainer in the Miami Marlins organization. He spent three seasons (2013-15) as the trainer for Triple-A New Orleans and originally joined Miami as the trainer for Low-A Greensboro in 2012. Olson began his career in baseball as a trainer for the DSL Rangers in 2011. He earned his master's degree in Athletic Training from Florida International University.

Chris and his wife, Erica, reside in Miami, Fla., with their two kids: Chase (3) and Connor (1).

PLAYERS



KAI OKITSU

PHYSICAL THERAPIST

BORN | JAN. 24, 1980 IN YOKOHAMA, JAPAN **RESIDES** | SURPRISE, AZ

Okitsu enters his first season in the Texas organization as a minor league physical therapist. He recently earned his doctoral degree in Physical Therapy from Texas Woman's University in Dallas in May 2019. Okitsu has eight years of experience as an athletic trainer, as he worked at the University of Dallas from 2010-16 and at Mojave (Nev.) High School from 2008-10. He has also served as a United States Olympic Committee medical volunteer. In addition to his doctorate, he holds a master's degree in Kinesiology from the University of Nevada, Las Vegas (graduated May 2010) and a bachelor's degree in Exercise and Sport Science from the University of Utah (graduated 2008). He is a certified athletic trainer and holds a certification as a strength and conditioning specialist from the National Strength and Conditioning Association (NSCA).

2019 REVIEW



DUSTIN VISSERING

REHAB ATHLETIC TRAINER

BORN | NOV. 22, 1987 IN EAST PEORIA, IL **RESIDES** | PHOENIX, AZ

Vissering returns to the Texas organization as the rehab athletic trainer at the Arizona complex. He was an athletic trainer in the Texas farm system from 2014-17, working with the AZL Rangers (2014), Spokane (2015), and Hickory (2016-17). He also worked with the Surprise Saguaros in the Arizona Fall League following the 2016 campaign. Vissering was named the 2016 South Atlantic League Athletic Trainer of the Year while with Hickory. In 2018, he worked in field operations at Arthex/Goode Surgical in Phoenix, Ariz. Prior to his first stint with Texas, Vissering spent the 2013 season as the Arizona League athletic trainer in the Kansas City Royals organization.

The Illinois State University graduate worked as a student athletic trainer during his time on campus. Vissering was also a graduate assistant athletic trainer at Western Illinois University, where he obtained a master's degree in Sport Management.

OPPONENTS



KEITH COMSTOCK

REHAB PITCHING COORDINATOR

BORN | DEC. 23, 1955 IN SAN FRANCISCO, CA **RESIDES** | SCOTTSDALE, AZ

Comstock begins his 14th season with Texas and 13th in his current role as rehab pitching coordinator. The former Major League pitcher was honored with the organization's Bobby Jones Player Development Man of the Year Award in 2012. In his first year with the club in 2007, he was the pitching coach for the AZL Rangers. Comstock was with the Angels organization from 2002-06 as both a pitching coach (Cedar Rapids 2002, Arkansas 2003 & 2005, Rancho Cucamonga 2004) and as a roving pitching instructor (2006). He spent the previous nine seasons (1993-2001) in the San Francisco farm system as a manager (1998-2001) and pitching coach (1993-97). He began his managing career in 1998 at Salem-Keizer and led the Volcanoes to the Northwest League title while being named Northwest League Manager of the Year. He also managed at Bakersfield in 1999, San Jose in 2000, and in the Arizona League in 2001.

Comstock pitched professionally for 17 seasons, appearing in the Majors with Minnesota (1984), San Francisco (1987), San Diego (1987-88) and Seattle (1989-91). He recorded a 10-7 career record with a 4.06 ERA in 144 relief appearances. Comstock also played two seasons (1985-86) for the Yomiuri Giants of the Japanese Professional League. He was originally selected by California in the fifth round of the 1976 June draft.

Keith and his wife, Kathleen, have three children, Christine, Daniel, and Alexandria, and reside in Scottsdale, Ariz.

RECORDS



HENDERSON LUGO

REHAB PITCHING COACH

BORN | SEPT. 15, 1984 IN VALENCIA, VZ **RESIDES** | GUACARA, VZ

Lugo is in his first season as a rehab pitching coach and eighth season overall with the Rangers. He spent the 2019 campaign as the pitching coach for Spokane following three seasons as a pitching coach at the Arizona complex. He also mentored pitchers with the DSL Rangers for three seasons from 2013-15.

Lugo's coaching career began in the St. Louis organization, working as a pitching coach with the Dominican Summer League Cardinals (2008), Venezuelan Summer League Cardinals (2009), and Gulf Coast League Cardinals (2010). He transitioned to a coaching role with the Cardinals following three seasons as a pitcher in their minor league system. He pitched stateside with the Johnson City Cardinals in the Appalachian League in 2006, going 1-4

with a 3.50 ERA over 21 games/3 starts. Lugo has also worked as a bullpen coach for Caribes de Anzaotegui in the Venezuelan Winter League during previous offseasons.

DEVELOPMENT

MEDIA

STRENGTH AND CONDITIONING



LOGAN FRANSDEN

MINOR LEAGUE STRENGTH & COND. COORD.

BORN | AUG. 12, 1993 IN WALNUT CREEK, CA **RESIDES** | SURPRISE, AZ

Frandsen is in his third season with the Texas organization and first as minor league strength and conditioning coordinator. He previously served as the rehab strength and conditioning coach (2019) and strength coach for High-A Down East (2018). Prior to joining the Rangers, Frandsen was the head strength and conditioning coach at his alma mater, Sonoma State (Calif.) University. He also completed a pair of internships with Pac-12 athletic programs, working with the baseball at football programs at Cal Berkeley in spring 2017 and assisting multiple sports at Stanford University in the summer of 2017.

Logan played college baseball at Oregon State University and Sonoma State. He earned a bachelor's degree in Kinesiology from Sonoma State.



JOHN PERRY

STRENGTH AND CONDITIONING - REHAB

BORN | JULY 2, 1990 IN MARIETTA, GA **RESIDES** | SURPRISE, AZ

Perry is in his first season in the Texas organization, joining the club as a strength and conditioning rehab coach in Arizona. He comes to organization from the New York Mets, where he served as a minor league strength coach for Short-A Brooklyn (2019) and Rookie-level Kingsport (2018).

Prior to joining the Mets, Perry was as a strength and conditioning coach at Georgia Tech in 2017 – working with the baseball and football teams – and was a graduate assistant strength coach at the University of Arkansas at Little Rock from July 2015-May 2017. He also spent a portion of 2015 as a strength and conditioning intern at the University of Georgia. The Georgia native earned his bachelor's degree from Kennesaw State University and a master's degree in Sports Management from Arkansas-Little Rock. He was a pitcher on the baseball team at Atlanta Christian College from 2009-11.

John and his wife, Kristen, reside in Surprise, Ariz., with their daughters, Reagan and Caroline.

NUTRITION



STEPHANIE FERNANDES

TEAM DIETITIAN

BORN | DEC. 14, 1989 IN GREENVILLE, SC **RESIDES** | ATLANTA, GA

Fernandes is entering her fifth season with the Rangers as the club's Performance Dietitian. In her role, she works with the Major League team and all minor league affiliates to coordinate nutrition services for performance fueling. Stephanie regularly conducts formal and informal sessions with players in the organization to educate them on proper nutrition. The first full-time dietitian in MLB, the 30-year-old Fernandes graduated from Clemson University with a bachelor's degree in Biological Sciences with a Minor in Psychology. She earned her master's degree in Nutrition and Dietetics from Florida International University.

Stephanie and her husband, Raphael, reside in Atlanta, Ga., with their weimaraner, Mia.

EMILY BARNHART

ASSISTANT DIETITIAN

PEAK PERFORMANCE



ROY SILVER

PEAK PERFORMANCE COACH

BORN | SEPT. 22, 1967 IN NEW YORK, NY **RESIDES** | PALM HARBOR, FL

Silver enters his sixth season as part of the organization's player development staff. In addition to his work within the player development department, Silver has spent extensive time with the Major League club. He was the recipient of the 2016 Bobby Jones Player Development Man of the Year Award.

From 1999-2015, Silver was the principal owner of The Winning Inning Baseball Academy in Clearwater, Fla. He also spent eight seasons as a minor league manager in the St. Louis and Tampa Bay organizations, amassing a 391-369 record. He last managed in the Tampa Bay organization, leading High-A St. Petersburg in 1998 and 1999. He started his coaching career with the Cardinals in 1992 and advanced through the St. Louis system as a manager with Chandler (1993), New Jersey (1994), Peoria (1995-96), and Prince William (1997). He also worked in a part-time capacity with several organizations from 2000-14. He spent eight seasons from 1984 to 1991 as an outfielder, infielder, and catcher in the Cardinals organization after signing with the club as a non-drafted free agent in 1984. Silver was a four-time Sunshine State All-Conference selection at Eckard College in Florida, where he was a Division II All-America selection in 1984. He was inducted into the school's Hall of Fame in 2014.

The New York native and his wife, Dana, reside in Palm Harbor, Fla., and have two daughters: Samantha and Olivia.



JACK BLAKE

PEAK PERFORMANCE, A-BALL

BORN | AUG. 29, 1991 IN WINCHESTER, UK **RESIDES** | SURPRISE, AZ

Blake enters his second season as a peak performance coach in the Texas organization. The UK native joined the Rangers in 2019 after four years as a sports psychologist for Matrix Pro Cycling, an elite women's cycling team that races in the UK and Europe. Blake holds an undergraduate degree in Psychology, a postgraduate degree in Sport Psychology, and a Stage 2 Sport and Exercise Psychology degree.

NASHVILLE SOUNDS (AAA)

FRONT OFFICE



DARWIN BARNEY

MANAGER

BORN | NOV. 8, 1985 IN PORTLAND, OR **RESIDES** | LAKE OSWEGO, OR

Barney will serve as manager of Triple-A Nashville for the 2020 season, his first professional coaching role. The winner of the 2012 National League Rawlings Gold Glove Award at second base, he batted .246 over 814 Major League games in an eight-year career with Chicago-NL (2010-14), Los Angeles-NL (2014-15), and Toronto (2015-17). During his Gold Glove-winning campaign with the Cubs in 2012, Barney posted a National League-best .997 fielding percentage while playing 141 consecutive errorless games, tying the MLB single-season record for consecutive errorless games at second base (also Placido Polanco in 2007). He still owns the National League record, having surpassed Ryne Sandberg's 123-game run.

Primarily a second baseman in his playing days, he finished with a career .988 fielding percentage at the position. Barney was briefly a member of the Texas organization in 2018, when he was a non-roster invitee to Rangers spring training camp. He never signed with another club after being released by Texas on March 19 of that year. He appeared in all three games for Toronto against Texas in the 2016 ALDS, starting two of three. Barney is a two-time winner of the Cubs' Heart and Hustle Award presented by the MLB Players Alumni Association (2011-12), and twice was named Wilson Team Defensive Player of the Year with the Cubs (2012-13). The Oregon native played at Oregon State University, where he was part of the Beavers' back-to-back College World Series championships in 2006-07 before being selected by the Cubs in the fourth round of the 2007 June draft.

Darwin and his wife, Lindsay, reside in Lake Oswego, Ore., with their three daughters: Hayden, Zoey, and Devyn.

COACHES



BRENDAN SAGARA

SPECIAL ASSISTANT / PITCHING COACH

BORN | JAN. 29, 1973 IN WAHIAWA, HI **RESIDES** | HONOLULU, HI

Sagara is in his first season in a dual role as Special Assistant, Player Development and Nashville Sounds pitching coach. His full bio can be found on page 306.

PLAYERS



CHASE LAMBIN

HITTING COACH

BORN | JUNE 7, 1979 IN HOUSTON, TX **RESIDES** | THE WOODLANDS, TX

Lambin moves to the Nashville staff in 2020, his sixth season in the Texas organization. He has previously served as a hitting coach for Down East (2019), Hickory (2018), Spokane (2017), and the Arizona League Rangers (2016). He first joined the Rangers as a member of the Spokane coaching staff in 2015.

Lambin's coaching tenure follows a playing career that spanned 13 seasons at the minor league level. He concluded his playing career in 2014 with Sugar Land of the independent Atlantic League, playing in 106 games with the Skeeters. Lambin was drafted by the New York Mets in the 34th round of the 2002 June draft out of the University of Louisiana at Lafayette and played in the Mets, Marlins, Nationals, Twins, and Royals organizations. He also spent the 2009 season with Chiba Lotte in Japan. The versatile defender appeared at every position except catcher over the course of his career.

Chase and his wife, Sara, have two children: Chase and Stella.

2019 REVIEW



TYLER GRAHAM

COACH


BORN | JAN. 25, 1984 IN GREAT FALLS, MT **RESIDES** | CORVALLIS, OR

Graham enters his first season in the Texas organization as a coach for Triple-A Nashville. It marks the first professional coaching assignment for Graham, who was previously the director of player development for the baseball program at his alma mater, Oregon State University, from 2016-19. He initially joined the Beavers' coaching staff following the conclusion of his playing career in 2014, spending two years as an undergraduate assistant.

An outfielder in his playing days, Graham appeared in 684 minor league games in the San Francisco (2006-12, 2014) and Arizona (2012) organizations, batting .272 with 21 home runs and 216 RBI. He appeared in 10 games as a September call-up with the D-backs in 2012 in his only Major League action. Graham was teammates with Sounds manager Darwin Barney during his college career at Oregon State from 2003-06. He won two National Championships with the Beavers – as a player in 2006 and as director of player development in 2018.

The Montana native was selected by the Giants in the 19th round of the 2006 June draft. He was also selected by the Chicago Cubs in the 14th round of the 2005 June draft, but did not sign.

OPPONENTS



CARLOS OLIVAS

ATHLETIC TRAINER

BORN | FEB. 5, 1978 IN SANTA FE, NM **RESIDES** | ALBUQUERQUE, NM

Olivas enters his fifth season at the Triple-A level and 12th season overall in the Texas organization. Prior to moving to Triple-A, he spent five seasons from 2011-15 as the athletic trainer for Double-A Frisco, where he was selected as the Texas League's Athletic Trainer of the Year by the Professional Baseball Athletic Trainers Society (PBATS) in both 2012 and 2013. Olivas spent the 2009 and 2010 campaigns at Short-A Spokane after eight years in the Los Angeles Dodgers organization from 2001-08. He served in the same capacity for Jacksonville (2006, 2008), Vero Beach (2005), Columbus (2003-04), South Georgia (2002) and Great Falls (2001). Olivas held athletic training internships with both Atlanta (spring training, 2000) and Tampa Bay (instructional league, 2000), as well as for the Albuquerque Dukes (1999-2000).

Olivas graduated from the University of New Mexico in 2000 with a bachelor's degree in Athletic Training. Carlos and his wife, Toni, have two daughters, Mia and Emily.

RECORDS

DEVELOPMENT

MEDIA



AL SANDOVAL

STRENGTH AND CONDITIONING COACH

BORN | AUG. 17, 1985 IN PUEBLO, CO **RESIDES** | CENTENNIAL, CO

Sandoval is in his fourth season as a strength and conditioning coach in the Texas farm system, his third at the Triple-A level. He originally joined the organization with High-A Down East in 2017 and spent 2018 with Triple-A Round Rock. Sandoval was named the Pacific Coast League's 2019 Strength and Conditioning Coach of the Year by the Professional Baseball Strength and Conditioning Coaches Society, his fourth time to win his league's award (2010, 2013, 2018-19).

Prior to Texas, Sandoval spent five seasons in the Los Angeles Angels organization, including three seasons (2014-16) as the organization's minor league strength and conditioning coordinator. He originally joined the Halos in 2012 as a strength and conditioning coach at Double-A Arkansas and spent two seasons with the Travs. He began his career in baseball with the Colorado Rockies, working as a strength coach at Double-A Tulsa (2009-11) and Rookie-level Casper (2008). Sandoval is a 2008 graduate of Colorado State University-Pueblo and was a three-year varsity letter winner for the Thunderwolves baseball team.

Al resides in Centennial, Colo., in the offseason.

TEXAS RANGERS 2020 BASEBALL AMERICA RANKINGS

TOP 30 PROSPECTS

- | | | |
|-------------------------|-------------------------------|-----------------------------|
| 1. 3B Josh Jung | 11. 3B Sherten Apostel | 21. LHP Brock Burke |
| 2. C Sam Huff | 12. RHP Ricky Vanasco | 22. OF Steele Walker |
| 3. OF Leody Taveras | 13. INF Osleivis Basabe | 23. OF Bubba Thompson |
| 4. INF Nick Solak | 14. RHP Cole Winn | 24. C David Garcia |
| 5. INF Maximo Acosta | 15. 3B Davis Wendzel | 25. INF Keithron Moss |
| 6. RHP Hans Crouse | 16. RHP Demarcus Evans | 26. C Randy Florentino |
| 7. LHP Joe Palumbo | 17. RHP Jonathan Hernandez | 27. OF Julio Pablo Martinez |
| 8. INF Luisangel Acuna | 18. INF Anderson Tejada | 28. LHP Taylor Hearn |
| 9. OF Bayron Lora | 19. RHP Ryan Garcia | 29. OF Zion Bannister |
| 10. RHP Ronny Henriquez | 20. 1B/OF Heriberto Hernandez | 30. RHP Tyler Phillips |

BEST TOOLS

Best Hitter for Average	Josh Jung	Best Changeup	Tyler Phillips
Best Power Hitter	Sam Huff	Best Control	Tyler Phillips
Best Strike-Zone Discipline	Yonny Hernandez	Best Defensive Catcher	Sam Huff
Fastest Baserunner	Jake Hoover	Best Defensive Infielder	Anderson Tejada
Best Athlete	Bubba Thompson	Best Infield Arm	Anderson Tejada
Best Fastball	Demarcus Evans	Best Defensive Outfielder	Leody Taveras
Best Curveball	Joe Palumbo	Best Outfield Arm	Leody Taveras
Best Slider	Jonathan Hernandez		

HIGHEST ORGANIZATIONAL WIN PERCENTAGE, MLB IN 2019

WIN PCT.	W-L	CLUB
.567	467-357	Texas
.564	501-387	Tampa Bay
.556	488-390	Los Angeles-NL
.552	496-403	Arizona
.529	396-352	Houston

2019 TEXAS AFFILIATE STANDINGS

CLUB	W-L	WIN PCT.
DSL Rangers1*	55-15	.786
Down East*	87-52	.626
Hickory*	83-52	.615
Spokane*	45-31	.592
AZL Rangers*	33-23	.589
Frisco	68-71	.489
Nashville	66-72	.478
DSL Rangers2	30-41	.423
TOTAL	467-357	.567

*Qualified for postseason

2019 NASHVILLE SOUNDS (AAA) STATISTICS

66-72, 3rd, 8.0 GB (American Northern Division)

FRONT OFFICE
COACHES
PLAYERS
2019 REVIEW
OPINIONS
RECORDS
DEVELOPMENT
MEDIA

BATTERS	AVG	G	AB	R	H	TB	2B	3B	HR	RBI	BB	IBB	SO	SB	CS	OBP	SLG	OPS	SF	SAC	HBP	DP
Jett Bandy	.231	71	242	34	56	104	9	0	13	33	16	0	70	0	2	.303	.430	.733	0	1	9	6
Preston Beck*	.340	14	50	6	17	22	3	1	0	9	7	0	8	0	0	.414	.440	.854	1	0	0	3
Willie Calhoun*	.297	41	138	23	41	73	8	0	8	28	32	0	24	1	1	.433	.529	.962	0	1	1	4
Hunter Cole	.308	34	104	18	32	55	6	1	5	18	12	0	33	0	1	.379	.529	.908	0	0	0	3
Chase d'Arnaud	.164	46	152	20	25	48	5	0	6	18	21	0	54	4	2	.279	.316	.595	2	0	4	1
Matt Davidson	.264	124	469	74	124	247	24	0	33	101	42	2	151	1	0	.339	.527	.866	4	0	13	5
Tyler Depreta-Johnson	.111	3	9	1	1	2	1	0	0	1	1	0	5	0	0	.200	.222	.422	0	0	0	0
Delino DeShields	.258	15	66	10	17	29	3	0	3	11	8	0	17	8	0	.338	.439	.777	0	1	0	1
Tim Federowicz	.140	16	57	5	8	11	0	0	1	8	4	0	16	0	0	.190	.193	.383	2	0	0	4
Nolan Fontana*	.167	34	108	14	18	31	4	0	3	10	21	0	40	0	0	.311	.287	.598	1	0	2	1
Zack Granite*	.290	119	504	66	146	189	18	8	3	37	31	0	45	25	13	.331	.375	.706	4	0	2	6
Ronald Guzman*	.308	30	117	22	36	59	8	0	5	16	17	1	31	0	0	.400	.504	.904	0	0	1	2
Scott Heineman	.340	42	159	34	54	88	6	2	8	25	17	0	45	4	3	.412	.553	.966	2	0	4	6
Andy Ibanez	.300	121	467	91	140	232	30	1	20	65	53	1	91	7	7	.375	.497	.871	2	3	4	8
Scott Kapfers	.000	1	3	0	0	0	0	0	0	0	1	0	1	0	0	.250	.000	.250	0	0	0	0
Isiah Kiner-Falefa	.147	9	34	3	5	8	3	0	0	2	1	0	6	1	0	.216	.235	.452	0	0	2	0
Christian Lopes	.272	54	195	24	53	83	15	0	5	33	24	0	45	4	4	.364	.426	.790	1	3	5	4
Seth Maness	.000	1	2	0	0	0	0	0	0	0	0	0	0	0	0	.000	.000	.000	0	0	0	0
Kevin Mendoza#	.182	8	22	3	4	4	0	0	0	1	1	0	7	0	0	.217	.182	.399	0	0	0	1
Adam Moore	.255	31	106	13	27	37	2	1	2	19	17	0	45	0	0	.363	.349	.712	0	0	0	2
Charles Moorman	.500	1	4	0	2	3	1	0	0	0	0	0	0	0	0	.500	.750	1.250	0	0	0	0
Rougned Odor	.286	2	7	1	2	6	1	0	1	2	0	0	3	0	0	.286	.857	1.143	0	0	0	1
Tyler Pili*	.233	31	103	13	24	33	3	0	2	11	12	0	21	0	0	.322	.320	.643	3	0	3	1
Juremi Profar	.163	23	86	10	14	16	2	0	0	7	7	0	18	0	0	.232	.186	.418	1	0	1	3
Franklin Rollin	.100	8	20	3	2	2	0	0	0	0	1	0	8	1	0	.143	.100	.243	0	1	0	0
Danny Santana#	.343	9	35	4	12	18	4	1	0	6	4	0	10	1	1	.425	.514	.939	0	0	1	1
Nick Solak	.347	30	118	23	41	77	6	0	10	27	6	0	25	2	0	.386	.653	1.038	1	1	2	0
Carlos Tocci	.244	89	328	45	80	101	9	0	4	31	30	0	64	4	6	.311	.308	.621	4	0	5	10
Jose Trevino	.226	40	146	16	33	49	10	0	2	22	8	0	28	2	0	.263	.336	.599	2	0	0	5
Hassan Vieira*	.308	4	13	1	4	4	0	0	0	4	5	0	5	0	1	.471	.308	.778	0	0	0	0
Eli White	.253	116	438	63	111	183	20	5	14	43	43	0	138	14	5	.337	.418	.755	3	1	14	9
Patrick Wisdom	.240	107	396	68	95	203	15	0	31	74	53	3	125	8	2	.332	.513	.844	1	1	2	8
Team Total	.261	138	4698	708	1224	2017	216	20	179	658	494	7	1179	87	48	.338	.429	.768	34	13	76	95

PITCHERS	W-L	ERA	G	GS	CG	SV	IP	H	R	ER	HR	HB	BB	SO	BK	WP	BF	WHIP	H9	HR9	BB9	SO9
Kolby Allard*	0-0	0.00	1	1	0	0	5.0	4	0	0	0	0	2	8	0	0	19	1.200	7.2	0.0	3.6	14.4
Jett Bandy	0-0	3.86	3	0	0	0	2.1	3	1	1	0	0	2	1	0	0	12	2.143	11.6	0.0	7.7	3.9
Joe Barlow	1-1	8.83	19	0	0	0	17.1	23	17	17	1	0	21	22	0	2	94	2.538	11.9	0.5	10.9	11.4
Wes Benjamin*	7-6	5.52	27	25	0	1	135.1	154	96	83	24	2	53	114	0	4	605	1.530	10.2	1.6	3.5	7.6
Austin Bibens-Dirkx	2-3	7.98	8	8	0	0	38.1	49	35	34	11	1	15	33	0	3	178	1.670	11.5	2.6	3.5	7.7
Kyle Bird*	5-1	2.86	29	0	2	0	34.2	35	11	11	4	2	15	39	2	3	150	1.442	9.1	1.0	3.9	10.1
Brock Burke*	0-0	7.88	2	2	0	0	8.0	12	7	7	1	6	11	0	2	42	2.250	13.5	1.1	6.8	12.4	
Shane Carter	1-0	8.10	7	0	0	0	6.2	13	7	6	0	0	3	4	0	1	36	2.400	17.6	0.0	4.1	5.4
David Carpenter	2-0	1.63	39	0	0	21	38.2	30	8	7	3	2	13	42	0	0	154	1.112	7.0	0.7	3.0	9.8
Zac Curtis*	1-1	8.90	22	0	0	1	30.1	36	33	30	10	4	25	40	1	157	2.011	10.7	3.0	7.4	11.9	
Matt Davidson	0-0	0.00	1	0	0	0	1.0	2	0	0	0	0	0	0	0	0	6	2.000	18.0	0.0	0.0	0.0
Ignacio Del Pozo*	2-3	5.12	38	0	0	1	45.2	53	27	26	5	4	21	65	1	5	206	1.620	10.4	1.0	4.1	12.8
Tyler Depreta-Johnson	0-1	9.00	1	0	0	0	2.0	3	4	2	1	0	1	0	0	1	9	1.500	13.5	4.5	0.0	4.5
Tim Dillard	9-9	4.75	33	21	1	0	153.1	169	93	81	16	20	37	103	0	4	667	1.343	9.9	0.9	2.2	6.0
Kyle Dowdy	1-1	6.57	8	1	0	0	12.1	13	12	9	0	3	10	11	0	5	60	1.865	9.5	0.0	7.3	8.0
Yoel Espinal	0-0	5.40	4	0	0	0	5.0	2	3	3	1	4	8	5	0	3	28	2.000	3.6	1.8	14.4	9.0
Peter Fairbanks	0-0	11.37	7	0	0	0	6.1	10	8	8	1	0	2	11	0	1	31	1.895	14.2	1.4	2.8	15.6
Brady Feig*	2-0	3.43	14	0	0	0	21.0	19	9	8	3	0	3	24	0	0	83	1.048	8.1	1.3	1.3	10.3
Josh Fields	1-1	5.82	17	0	0	3	17.0	19	13	11	7	2	6	19	0	0	77	1.471	10.1	3.7	3.2	10.1
Nick Gardewine	0-0	0.00	4	0	0	1	4.1	3	0	0	0	0	2	8	0	0	19	1.154	6.2	0.0	4.2	16.6
Reed Garrett	1-3	4.91	34	0	0	2	40.1	48	23	22	4	2	19	40	0	4	183	1.661	10.7	0.9	4.2	8.9
Ian Garret	0-1	7.94	6	0	0	0	5.2	8	5	5	0	0	4	6	1	0	28	2.118	12.7	0.0	6.4	9.5
Taylor Guerrieri	1-3	3.47	23	2	0	0	36.1	36	15	14	1	1	15	39	1	3	152	1.404	8.9	0.2	3.7	9.7
Taylor Hearn*	1-3	4.05	4	4	0	0	20.0	14	9	9	3	3	10	26	0	1	84	1.200	6.3	1.4	4.5	11.7
Ariel Hernandez	0-0	2.08	4	0	0	0	4.1	1	1	1	0	0	2	0	0	14	0.231	2.1	2.1	0.0	4.2	
Ronald Herrera	1-4	13.02	8	5	0	0	18.2	29	29	27	9	3	10	17	0	0	98	2.089	21.0	4.3	4.8	8.2
Wei-Chieh Huang	1-2	6.10	18	3	0	0	31.0	24	23	21	5	3	25	42	0	4	140	1.581	7.0	1.5	7.3	12.2
James Jones*	1-0	3.52	5	0	0	0	7.2	6	3	3	0	1	7	0	1	0	30	0.913	7.0	0.0	1.2	8.2
Ariel Jurado	3-0	3.57	4	4	0	0	22.2	29	9	9	1	1	2	22	0	1	96	1.368	11.5	0.4	0.8	8.7
Joe Kuzia	0-0	3.86	2	0	0	0	2.1	2	1	1	0	1	3	0	0	11	1.286	7.7	0.0	3.9	11.6	
Werner Lemo	0-0	0.00	1	0	0	0	1.2	3	1	0	0	0	1	0	0	1	9	2.400	16.2	0.0	5.4	0.0
Jacob Lemo	0-2	9.82	18	0	0	1	22.0	40	24	24	3	11	23	0	2	116	2.318	16.4	1.2	4.5	9.4	
Seth Maness	8-4	5.38	21	21	0	0	117.0	155	74	70	19	5	16	69	0	512	1.462	11.9	1.5	1.2	5.3	
Brett Martin*	0-0	0.71	10	0	0	1	12.2	10	1	1	0	0	4	19	0	0	51	1.105	7.1	0.0	2.8	13.5
Jarret Martin*	0-0	17.47	4	0	0	0	5.2	10	12	11	0	2	9	6	0	2	36	3.353	15.9	0.0	14.3	9.5
Yohander Mendez*	0-1	4.91	5	0	0	0	7.1	3	4	4	1	2	15	0	0	29	0.682	3.7	1.2	2.5	18.4	
Rafael Montero	1-0	0.00	1	0	0	0	2.1	0	0	0	0	0	0	4	0	0	7	0.000	0.0	0.0	0.0	15.4
Joe Palumbo*	3-0	2.67	6	6	0	0	27.0	13														

FRISCO ROUGHRIDERS (AA)

FRONT OFFICE

COACHES

PLAYERS

2019 REVIEW

OPPINENTS

RECORDS

DEVELOPMENT

MEDIA



BOBBY WILSON

MANAGER

BORN | APRIL 8, 1983 IN DUNEDIN, FL **RESIDES** | LARGO, FL

Former Ranger Bobby Wilson returns to the Texas organization as manager of Double-A Frisco in 2020, entering the coaching ranks after a 17-year playing career that included Major League stints with the Los Angeles Angels (2008-12), Arizona (2014), Tampa Bay (2015-16), Texas (2015-16), Detroit (2016, 2019), and Minnesota (2018). The catcher played for a pair of A.L. West-champion Ranger teams in 2015-16, appearing in 73 games for Texas over those two seasons. Wilson spent the final two months of 2015 with Texas after he was acquired from Tampa Bay in a 7/31/15 waiver claim, and was acquired from Detroit in a 5/3/16 trade after being dealt to the Tigers just prior to Opening Day. He finished his career with 18 home runs and 102 RBI in 386 Major League games.

The Florida native was selected by Anaheim in the 48th round of the 2002 June draft out of St. Petersburg (Fla.) College, where he played two seasons. He was originally chosen by San Francisco in the 26th round of the 2001 June draft following his senior year at Seminole (Fla.) High School, but did not sign. The 2001 Seminole High team was rated no. 1 in the nation, winning the Florida 5A state title by going 31-0.

Bobby and his wife, Lori, reside in Largo, Fla., with their three daughters, Blake, Jace, and Shae.



JEFF ANDREWS

PITCHING COACH

BORN | JAN. 27, 1959 IN YANKTON, SD **RESIDES** | EDMOND, OK

Andrews enters his 17th season in the Texas organization and 35th year as a minor league instructor. In 2020, he returns to a pitching coach role at Frisco that he also held from 2009-15 prior to four seasons as a special assignment pitching coach. He won the 2014 Texas League Mike Coolbaugh Coach of the Year award and shared 2013 Bobby Jones Player Development Man of the Year Award honors. Andrews began the 2009 campaign as a pitching coach for Spokane, his second stint with Texas after beginning his coaching career as a minor league instructor in the organization from 1987-91. In his first stint, he coached at Single-A Port Charlotte (1987), Double-A Tulsa (1988-90), and Triple-A Oklahoma City (1991). The 1987 Port Charlotte team featured Kevin Brown and Kenny Rogers.

Andrews spent 2003-08 in the Pittsburgh organization, where he was the pitching coach on the Pirates' Major League staff in 2008. He also worked in the system at Double-A Altoona (2003-05) and Triple-A Indianapolis (2006-07). His previous experience includes one season with the Lincoln Saltdogs in the independent Northern League (2002), as well as the Florida Marlins (2000-01), San Diego (1998-99), and Seattle (1992-97) organizations. Andrews was selected by the Chicago Cubs in the 26th round of the 1981 June draft and pitched two seasons in the Cubs farm system. He earned a history degree and played baseball at East Tennessee State University, in addition to receiving his master's degree from the University of Tennessee.

Jeff and his wife, Reva, have two sons: Nicholas (2/2/98) and Alexander (8/11/00).



JOSUE PEREZ

HITTING COACH

BORN | AUG. 12, 1977 IN HAVANA, CUBA **RESIDES** | LEWISVILLE, TX

Perez enters his 15th season in the Texas organization and first as the hitting coach for Double-A Frisco. Prior to his current post, Perez served as the organization's hitting coordinator for five seasons from 2015-19. He has also worked as a hitting coach at several Texas minor league affiliates, most recently at the club's High-A affiliate in 2013 and 2014, where he mentored some of the organization's top prospects including Joey Gallo and Rougned Odor. Perez's other stops as a hitting coach in the organization include Low-A Hickory (2012), Short-A Spokane (2009-11), and the AZL Rangers (2008). He originally joined Texas as manager of the Dominican Summer League Rangers from 2006-07, leading the young group of international prospects to a 35-34 record in 2007 and a 21-44 mark in 2006.

Perez joined the coaching ranks after playing professionally for eight seasons in the Los Angeles-NL, Philadelphia, and Texas organizations. He ended his career in 2005, splitting playing time between both Single-A Bakersfield and the Arizona League Rangers in the Texas farm system. Perez was originally signed by the Dodgers as a non-drafted free agent on March 27, 1998. He was named the Phillies ninth-best prospect following the 1999 season. In 484 career minor league games, he batted .259 with 12 home runs.

A native of Havana, Cuba, Josue resides in Lewisville, Texas. He has two children: daughter Alannys (11/15/01) and son Brian (3/21/05).



JONATHAN GELNAR

COACH

BORN | DEC. 28, 1988 IN HOBART, OK **RESIDES** | TULSA, OK

Gelnar joins the Texas organization as a coach for Double-A Frisco in 2020. He has eight years of coaching experience at the high school level, most recently as the hitting coordinator at Union High School in Tulsa, Okla., from 2018-19. Gelnar also coached at Union from 2013-16 prior to a three-year stint as the pitching coach at Frisco Reedy High School from 2016-18. He began his coaching career as a hitting coach at Duncan (Okla.) High School from 2012-13.

A 2007 graduate of Hobart (Okla.) High School, Gelnar played baseball at South Mountain Community College and Redlands Community College. He earned his bachelor's degree from Southwestern Oklahoma State University and a master's degree in Leadership from East Central Oklahoma University. His father, John, played five seasons in the Major Leagues as a pitcher for Pittsburgh (1964, 1967), the Seattle Pilots (1969), and Milwaukee (1970-71).

Jonathan and his wife, Macy, reside in Tulsa, Okla., with their son, Jett. He is the host of the "Ahead of the Curve" podcast, a program that features interviews with various coaches across amateur and professional baseball.



ALEX RODRIGUEZ

ATHLETIC TRAINER

BORN | JAN. 2, 1990 IN SAN JUAN, PR **RESIDES** | CLINTON, MA

Rodriguez begins his ninth season in the Texas organization and second as the athletic trainer for the organization's Double-A affiliate. Frisco is Rodriguez's fifth different assignment within the organization, as his past assignments include stints with Down East (2017-18), High Desert (2016), the Arizona League Rangers (2015), and the Dominican Summer League Rangers (2012-14). He has been a part of four championship clubs as the athletic trainer for the DSL Rangers (2013-14), High Desert (2016), and Down East (2017). The Puerto Rico native also worked an offseason assignment in the Venezuelan Winter League as the trainer of Navegantes de Magallanes in 2016.

In the offseason, Alex balances his time between Massachusetts and the Caribbean.



WADE LAMONT

STRENGTH AND CONDITIONING COACH

BORN | JUNE 25, 1984 IN OMAHA, NE RESIDES | SARASOTA, FL

The 2020 season will mark Lamont's ninth year in the Texas organization and fourth at Double-A Frisco. Lamont's previous stops in the organization include four seasons at Low-A Hickory (2013-16) and one season with the AZL Rangers in 2012. He was selected in the 29th round of the 2007 June draft by the Detroit Tigers and spent three seasons in the Tigers farm system. He finished the 2009 campaign with Windy City of the independent Frontier League.

The Florida native batted .320 with 11 home runs and 47 RBI as a junior at Flagler (Fla.) College. His father, Gene, played parts of five seasons in the Majors with the Detroit Tigers and managed eight years with the White Sox and Pirates.

2019 FRISCO ROUGHRIDERS (AA) STATISTICS

68-71 (South Division)

1st Half: 33-36, T3rd, 1.5 GB; 2nd Half: 35-35, 3rd, 4.0 GB

BATTERS	AVG	G	AB	R	H	TB	2B	3B	HR	RBI	BB	IBB	SO	SB	CS	OBP	SLG	OPS	SF	SAC	HBP	DP
Josh Altman	.222	54	162	21	36	61	13	0	4	25	10	0	44	1	1	.299	.377	.675	3	0	9	5
Eliezer Alvarez*	.230	98	352	48	81	126	14	2	9	44	49	0	123	12	8	.323	.358	.681	1	1	0	3
Elvis Andrus	.167	2	6	1	1	4	0	0	1	1	0	0	1	0	0	.167	.667	.833	0	0	0	0
Preston Beck*	.247	99	372	51	92	152	21	3	11	46	45	1	87	3	1	.333	.409	.741	1	0	3	5
LeDarius Clark	.200	38	110	17	22	40	3	0	5	11	6	1	37	2	3	.262	.364	.626	2	2	4	1
Andrey Cordero	.270	127	500	60	135	204	21	0	16	82	28	0	98	2	1	.313	.408	.721	2	0	4	22
Brendon Davis	.202	109	346	38	70	94	13	1	3	35	42	0	113	0	3	.298	.272	.569	5	0	7	7
Michael De Leon#	.260	127	477	51	124	150	17	0	3	40	30	1	62	3	1	.309	.314	.623	3	1	5	8
Ryan Dorow	.213	54	183	23	39	60	3	3	4	18	20	0	66	3	1	.313	.328	.641	1	0	7	5
Ronald Guzman*	.222	4	18	2	4	8	1	0	1	2	0	0	4	0	0	.222	.444	.667	0	0	0	0
Yonny Hernandez#	.276	50	170	28	47	56	5	2	0	16	30	0	25	16	4	.394	.329	.724	0	3	3	5
Isiah Kiner-Falefa	.283	17	60	7	17	27	4	0	2	11	8	0	9	1	0	.380	.540	.830	1	0	2	1
Alex Kowalczyk	.250	53	176	19	44	57	4	0	3	16	8	0	59	1	1	.289	.324	.613	1	0	2	2
Charles Leblanc	.265	124	479	73	127	170	14	4	7	54	46	0	114	3	3	.329	.355	.684	3	0	1	15
Charles Lopes	.259	67	251	46	65	105	14	1	8	32	39	2	59	10	2	.367	.418	.785	4	1	6	4
Charles Moorman	.203	20	59	5	12	22	1	0	3	4	6	0	19	0	0	.294	.373	.667	1	1	2	1
Josh Morgan	.000	1	3	0	0	0	0	0	0	0	1	0	0	0	0	.250	.000	.250	0	0	0	0
Hunter Pence	.167	5	18	1	3	3	0	0	0	0	0	0	6	0	0	.211	.167	.377	0	0	0	0
Jeremi Profar	.290	90	348	46	101	155	24	0	10	53	31	2	53	0	1	.347	.445	.793	3	0	1	10
Franklin Rollin	.211	11	38	6	8	12	1	0	1	7	4	0	7	2	1	.333	.316	.649	0	2	3	1
Tony Sanchez	.246	64	228	25	56	79	11	0	4	31	16	0	55	0	0	.316	.346	.663	3	0	9	3
Leody Taveras#	.265	65	264	32	70	99	12	4	3	31	23	0	60	11	8	.320	.375	.695	4	2	0	8
Team Total	.250	139	4620	600	1154	1684	196	20	98	559	443	7	1101	70	41	.322	.365	.687	38	13	68	106

PITCHERS	W-L	ERA	G	GS	CG	SV	IP	H	R	ER	HR	HB	BB	SO	BK WP	BF	WHIP	H9	HR9	BB9	SO9	
Josh Altman	0-0	0.00	3	0	0	0	2.0	1	0	0	0	1	1	0	0	9	1.000	4.5	0.0	4.5	0.0	
Edgar Arredondo	7-3	4.17	20	19	0	0	101.1	117	48	47	11	11	28	75	0	7	439	1.431	10.4	1.0	2.5	6.7
Jason Bahr	4-3	3.23	12	12	0	0	64.0	43	25	23	2	4	25	68	0	6	250	1.063	6.0	0.3	3.5	9.6
Joe Barlow	1-1	1.13	13	0	0	0	16.0	6	2	2	1	0	6	27	0	2	57	0.750	3.4	0.6	3.4	15.2
Blake Bass	8-5	4.63	34	2	0	0	72.0	65	41	37	3	3	29	72	0	8	306	1.306	8.1	0.4	3.6	9.0
Preston Beck	0-0	18.00	1	0	0	0	1.0	4	2	2	1	0	0	0	0	6	4.000	36.0	9.0	0.0	0.0	
Jairo Beras	1-2	10.50	20	0	0	0	18.0	26	22	21	3	4	18	20	0	7	99	2.444	13.0	1.5	9.0	10.0
Brock Burke*	3-5	3.18	9	9	0	0	45.1	34	19	16	2	2	12	49	0	2	183	1.015	6.8	0.4	2.4	9.7
Matt Bush	0-0	1.04	9	0	0	0	8.2	3	1	1	1	0	2	7	0	31	0.577	3.1	1.0	2.1	7.3	
Emmanuel Clase	1-2	3.35	33	1	0	11	37.2	34	15	14	1	0	8	39	0	6	153	1.115	8.1	0.2	1.9	9.3
Ryan Dorow	0-0	15.00	2	0	0	0	3.0	6	5	5	2	0	0	0	0	14	2.000	18.0	6.0	0.0	0.0	
Kyle Dowdy	0-0	0.00	1	0	0	0	1.0	1	0	0	0	0	1	0	0	5	1.000	9.0	0.0	0.0	9.0	
Yoel Espinal	3-4	5.84	28	0	0	0	44.2	37	33	29	5	6	29	49	0	11	205	1.478	7.5	1.0	5.8	9.9
Demarcus Evans	2-0	0.96	30	0	0	6	37.2	14	4	4	2	0	22	60	0	1	145	0.956	3.3	0.5	5.3	14.3
Peter Fairbanks	1-0	0.00	6	0	0	0	7.1	2	0	0	0	0	0	14	0	24	0.273	2.5	0.0	0.0	17.2	
Luke Farrell	0-0	1.04	5	0	0	0	8.2	2	2	1	0	1	4	12	0	31	0.692	2.1	0.0	4.2	12.5	
Francisco Hernandez	5-9	5.16	22	16	0	0	96.0	100	58	55	11	5	38	95	11	418	1.438	9.4	1.0	3.6	8.9	
Ronald Herrera	2-6	6.13	13	12	0	0	61.2	79	45	42	2	3	11	44	0	5	275	1.459	11.5	1.8	1.6	6.4
Wei-Chieh Huang	1-0	1.86	6	1	0	0	9.2	7	2	2	0	2	2	14	0	1	37	0.931	6.5	1.9	1.9	13.0
James Jones*	1-1	2.56	40	0	0	2	56.1	38	22	16	6	6	29	64	0	5	237	1.189	6.1	1.0	4.6	10.2
Walker Lemoine	2-0	0.83	26	0	0	4	32.2	23	5	3	2	1	10	28	0	3	126	1.010	6.3	0.6	2.8	7.7
Charles Martinez	3-2	4.37	15	8	0	0	57.2	67	29	28	5	1	20	45	0	2	248	1.509	10.5	0.8	3.1	7.0
Jefferson Medina	0-1	6.64	12	1	0	0	20.1	25	15	15	3	2	9	17	0	9	1.672	11.1	1.3	4.0	7.5	
Yohander Mendez*	0-0	1.23	4	0	0	1	7.1	5	2	1	1	0	6	6	0	0	35	1.500	6.1	1.2	7.4	7.4
Rafael Montero	0-0	7.00	5	2	0	0	9.0	15	7	7	0	0	1	2	15	1	45	1.889	15.0	0.0	2.0	15.0
Charles Moorman	0-0	0.00	1	0	0	0	1.0	0	0	0	0	0	0	0	0	4	1.000	0.0	0.0	9.0	0.0	
Joe Palumbo*	0-0	3.19	11	10	0	0	53.2	43	21	19	5	2	25	69	1	0	224	1.267	7.2	0.8	4.2	11.6
Pedro Payano	3-1	4.43	8	8	0	0	42.2	30	21	21	3	3	18	49	0	6	173	1.125	6.3	0.6	3.8	10.3
CD Pelham*	3-1	12.05	29	0	0	0	21.2	32	31	29	4	3	29	0	13	128	2.815	13.3	1.7	12.0	12.5	
Richelson Pena	1-4	4.41	13	6	0	0	34.2	33	18	17	1	0	5	33	0	2	140	1.096	8.6	0.3	1.3	8.6
Tyler Phillips	7-9	4.73	18	16	0	0	93.1	95	56	49	15	4	20	74	0	7	387	1.232	9.2	1.4	1.9	7.1
Locke St. John*	3-2	1.52	22	0	0	4	29.2	21	8	5	2	1	13	42	0	1	121	1.146	6.4	0.6	3.9	12.7
Esmerling Vasquez	1-2	6.11	5	4	0	0	17.2	16	13	12	2	4	15	7	0	2	85	1.755	8.2	1.0	7.6	3.6
Edinson Volquez	0-1	2.25	4	4	0	0	4.0	3	1	1	0	0	1	5	0	1	16.000	6.8	0.0	2.3	11.3	
Walker Weickel	7-2	3.63	43	1	0	3	72.0	57	31	29	6	1	29	62	2	9	300	1.194	7.1	0.8	3.6	7.8
Collin Willes	0-3	5.52	9	7	0	0	31.0	31	19	19	5	1	9	22								

DOWN EAST WOOD DUCKS (HIGH-A)



JOSH JOHNSON

MANAGER

BORN | JAN. 11, 1986 IN TAMPA, FL **RESIDES** | TAMPA, FL

Johnson will serve as manager of the Down East Wood Ducks in 2020, his second season in the Texas organization. It will mark the second managerial post for Johnson, who skippered the Gulf Coast League Nationals in the Washington farm system from 2016-17. He led the GCL Nationals to an East Division title and an appearance in the GCL Championship in 2017, earning him the GCL Manager of the Year award. Under his guidance, outfielder Juan Soto was named GCL Most Valuable Player in 2016. Johnson's first assignment in the Texas organization came as a coach on the Hickory staff in 2019, as he joined the club following one season as the Infield Coach on the San Diego Padres Major League staff in 2018.

A switch-hitting infielder in his playing days, Johnson played professionally for 12 seasons in the Kansas City (2004-09) and Washington (2010-15) organizations. He finished his career with a .252 batting average, 35 home runs, 384 RBI, 131 stolen bases, and more walks (621) than strikeouts (614) over 1069 minor league games, reaching as high as the Triple-A level. The Florida native was drafted by the Royals in the 3rd round of the 2004 June draft out of Middleton (Fla.) High School. He was an All-America selection in baseball at Middleton and bypassed a full scholarship to the University of Texas to sign with the Royals.

MANAGERIAL CAREER

YEAR	CLUB	LEAGUE	FIRST HALF/FOURTH SEASON			SECOND HALF		
			W	L	FINISH	W	L	FINISH
2016	GCL Nationals	Gulf Coast/R	30	23	2nd			
2017	GCL Nationals	Gulf Coast/R	34	22	a-1st			
TOTALS			64	45	.587			

a-Defeated GCL Twins in semifinals; Lost to GCL Yankees East, 2-1, in championship.



STEVE MINTZ

PITCHING COACH

BORN | NOV. 24, 1968 IN WILMINGTON, NC **RESIDES** | LELAND, NC

North Carolina native Steve Mintz is in his fourth season as the pitching coach for the Woodies. Prior to joining Down East, Mintz spent the 2016 campaign in a managerial role, leading Low-A Hickory to a 74-66 record. He spent his first three seasons with Texas as a pitching coach for the organization's High-A affiliate from 2013-15.

The former Major League right-hander has 17 years of experience as a minor league pitching instructor. He also gained managerial experience in the Australian Baseball League, most recently leading the Auckland Tuatara - a club that included multiple Rangers prospects - to a postseason appearance this past offseason.

Mintz joined the Texas organization prior to the 2013 campaign after 11 seasons with the Minnesota Twins. He served as a pitching coach for Fort Myers (2009-12), New Britain (2008), Beloit (2006-07), and the GCL Twins (2002-05). He also spent the 2008 offseason in the Arizona Fall League as a pitching coach for the Mesa Solar Sox. Mintz began his coaching career in 2001 with Anaheim, working as pitching coach for the organization's short season clubs following his retirement midway through the campaign.

Mintz pitched professionally for 12 seasons with Los Angeles, Boston, San Francisco, San Diego, Pittsburgh, and Anaheim after he was originally drafted as a catcher by the Dodgers in the 1990 June draft. He made his Major League debut with the San Francisco Giants on May 18, 1995 and recorded his first career win on June 14, 1995 at Chicago-NL.

Steve resides in Leland, N.C., with his wife, Cathi. They have three children: Abby, Hunter, and Jacob.



JARED GOEDERT

HITTING COACH

BORN | MAY 25, 1985 IN CONCORDIA, KS **RESIDES** | MANHATTAN, KS

Goedert is in his first season as the hitting coach for Down East and fifth season overall with the Texas organization. He has previously served as a hitting instructor for Hickory (2019), Spokane (2018), and the Arizona League Rangers (2017). Goedert made his professional coaching debut with Spokane in 2016, joining the coaching ranks following a playing career that spanned nine seasons in the Cleveland (2006-12), Pittsburgh (2013), and Toronto (2014) organizations.

The Kansas native was selected by Cleveland in the ninth round of the 2006 June draft out of Kansas State University and was named a South Atlantic League All-Star in 2007 when he led all Cleveland farmhands with 27 home runs. Goedert saw action at the Triple-A level in every season from 2010-14. He was a second team All-Big 12 Conference selection at Kansas State in 2006 after hitting .337 with 12 home runs and 46 RBI as a junior. A 2003 graduate of Concordia (Kan.) High School, Goedert was a three-time all-league selection and two-time all-state selection. He was also a three-year letter winner in football, leading the state of Kansas in passing yards as a junior. Goedert returned to Kansas State and graduated in 2016 with a degree in Finance.

Jared and his wife, Audrey, reside in Manhattan, Kan.



KEVIN TORRES

COACH

BORN | FEB. 24, 1990 IN SANTA ISABEL, PR **RESIDES** | SANTA ISABEL, PR

Torres will serve as a coach for the Down East Wood Ducks in 2020, his first professional coaching role. The former catcher played 10 seasons in the Texas organization from 2008-17, compiling a .256 batting average with 25 home runs and 199 RBI in 509 minor league games. He reached the Triple-A level in 2017 and played for New Jersey of the independent Canadian-American Association in 2018. In 2019, Torres won a gold medal as a member of Team Puerto Rico at the Pan American Games held in Lima, Peru. Torres, who also saw extended time at first base, posted a career .988 fielding percentage at catcher during his time with Texas, throwing out 27 percent of attempted base stealers. He earned a pair of All-Star honors, as he was selected to the 2013 Northwest League mid-season All-Star team with Spokane and the 2011 Arizona League post-season All-Star team with the AZL Rangers.

The Puerto Rico native was originally selected by Texas in the 45th round of the 2008 June draft out of the Puerto Rico Baseball Academy in Gurbo, Puerto Rico.

LUKE TEETERS


ATHLETIC TRAINER

BORN | DEC. 24, 1990 IN CINCINNATI, OH RESIDES | WAVERLY, OH

Teeters is in his sixth year as an athletic trainer in the Texas organization and second at Down East. Prior to his current assignment, Teeters was an athletic trainer at several Texas affiliates, including Hickory (2018), Spokane (2016-17), and the Dominican Summer League Rangers (2015). Prior to joining Texas, Teeters completed internships with the Triple-A Omaha Storm Chasers in the Kansas City organization (2014) and the Cincinnati Reds organization (2013).

He graduated from Wilmington College in Ohio with a degree in Athletic Training.

FRONT OFFICE



JONATHAN NAZARKO

STRENGTH AND CONDITIONING COACH

BORN | JAN. 7, 1992 IN NEW LONDON, CT RESIDES | NEWPORT, RI

Nazarko enters his first season in the Texas organization as the strength and conditioning coach for Down East. He comes to the Rangers from the University of Rhode Island, where he was a strength and conditioning coach for four years. At Rhode Island, he was the primary strength coach for the Rams' baseball, women's basketball, and men's and women's soccer programs. Nazarko also worked one season in the Boston Red Sox organization as a strength and conditioning coach for the Low-A Greenview Drive.

He holds bachelor's and master's degrees in Kinesiology from Rhode Island, where he played baseball and basketball. In 2014, he was the only Division I athlete to play both sports in the same academic year.

Jonathan resides in Newport, R.I., with his fiancée, Cate.

COACHES



2019 DOWN EAST WOOD DUCKS (HIGH-A) STATISTICS

87-52 (Southern Division)

1st Half: 50-20, 1st, 9.0 GA; 2nd Half: 37-32, 2nd, 3.5 GB

Lost to Fayetteville (HOU), 3-2, in Semifinals

BATTERS	AVG	G	AB	R	H	TB	2B	3B	HR	RBI	BB	IBB	SO	SB	CS	OBP	SLG	OPS	SF	SAC	HBP	DP
Josh Altman	.195	53	149	17	29	43	5	0	3	14	35	0	40	8	3	.368	.289	.656	2	1	7	3
Sherten Apostel	.237	41	135	18	32	51	5	1	4	16	23	0	49	0	0	.352	.378	.730	0	0	1	2
Diosbel Arias	.270	134	485	60	131	175	24	4	4	56	55	1	124	4	5	.346	.361	.707	5	0	4	15
Tyler Depreta-Johnson	.189	53	159	13	30	36	6	0	0	13	14	0	35	1	1	.263	.226	.489	0	1	2	5
Ryan Dorow	.245	70	249	45	66	99	9	0	8	43	42	1	69	11	2	.378	.398	.776	3	1	5	3
Yonny Hernandez#	.298	72	245	42	73	81	6	1	0	34	48	0	47	17	14	.426	.331	.757	3	4	9	2
Samuel Huff	.262	97	367	49	96	156	17	2	13	43	27	2	117	2	5	.326	.425	.751	2	0	9	10
Eric Jenkins*	.176	87	255	30	45	71	4	5	4	17	30	0	95	21	7	.270	.278	.548	1	6	3	2
Julio Pablo Martinez*	.248	113	407	59	101	172	21	4	14	58	39	0	144	28	12	.319	.423	.741	4	1	5	3
Clay Middleton	.160	25	75	4	12	17	2	0	1	4	5	0	31	1	1	.222	.227	.449	0	1	1	2
Melvin Novoa	.143	17	63	3	9	11	2	0	0	7	2	0	11	0	0	.194	.175	.369	0	0	2	0
Yanio Perez	.260	110	384	38	100	142	17	2	7	44	29	1	88	9	8	.318	.370	.688	3	0	5	9
Yohel Pozo	.246	107	395	43	97	141	17	0	9	43	15	0	38	6	2	.274	.357	.631	6	0	3	6
Isaías Quiroz	.000	1	2	0	0	0	0	0	0	0	1	0	2	0	0	.333	.000	.333	0	0	0	0
Tyreece Reed	.216	32	111	13	24	42	6	0	4	17	8	0	36	0	2	.294	.378	.672	2	0	5	3
Franklin Rollin	.176	23	68	3	12	14	0	1	0	4	3	0	16	1	5	.208	.206	.414	1	1	0	1
Leody Taveras#	.294	66	255	44	75	96	7	4	2	25	31	3	62	21	5	.368	.374	.745	2	2	0	3
Anderson Tejeda#	.234	43	158	22	37	61	10	1	4	24	17	0	58	9	4	.315	.386	.701	3	0	3	1
Curtis Terry	.322	67	239	35	77	123	12	2	10	33	23	0	50	0	1	.395	.515	.909	2	0	7	4
Bubba Thompson	.178	57	202	24	36	63	8	2	5	21	21	0	72	12	3	.261	.312	.573	1	2	2	2
Hasuan Viera*	.211	27	76	14	16	22	1	1	1	4	14	0	25	5	0	.333	.289	.623	0	0	0	0
Team Total	.245	139	4479	576	1098	1616	179	30	93	520	482	8	1209	156	80	.326	.361	.687	40	20	73	76

PITCHERS	W-L	ERA	G	GS	CG	SV	IP	H	R	ER	HR	HB	BB	SO	BK	WP	BF	WHIP	H9	HR9	B9	SO9	
Josh Advocate	5-2	2.64	35	4	0	0	75.0	55	23	22	5	0	26	77	0	4	290	1.080	6.6	0.6	3.1	9.2	
A.J. Alexy	0-3	5.12	5	5	0	0	19.1	14	12	11	1	2	13	23	0	1	85	1.397	6.5	0.5	6.1	10.7	
Reid Anderson	6-8	3.92	24	24	1	0	126.1	120	61	55	9	6	64	109	2	16	546	1.456	8.5	0.6	4.6	7.8	
Jason Bahr	6-1	1.71	11	11	0	0	58.0	37	13	11	2	5	26	58	0	2	239	1.086	5.7	0.3	4.0	9.0	
Joe Barlow	4-0	0.38	17	0	0	4	23.2	10	2	1	1	0	15	44	0	2	93	1.056	3.8	0.4	5.7	16.7	
Jairo Beras	3-1	5.55	16	0	0	0	24.1	18	16	15	1	1	21	20	1	3	112	1.603	6.7	0.4	7.8	7.4	
Noah Bremer	3-0	2.97	14	14	0	0	75.2	53	26	25	2	5	24	68	1	2	291	1.018	6.3	0.2	2.9	8.1	
Tim Brennan	4-3	4.27	8	8	1	0	46.1	52	24	22	1	2	5	25	0	0	191	1.230	10.1	0.2	1.0	4.9	
Emmanuel Clase	2-0	0.00	6	0	1	0	7.0	4	0	0	0	0	1	11	0	0	25	0.714	5.1	0.0	1.3	14.1	
Tyler Depreta-Johnson	0-1	5.40	2	0	0	0	1.2	5	2	1	0	0	1	0	0	0	10	3.600	27.0	0.0	5.4	0.0	
Scott English	3-1	1.91	21	3	0	0	42.1	33	12	9	2	2	22	58	0	7	181	1.299	7.0	0.4	4.7	12.3	
Alex Eubanks	9-5	3.44	29	13	0	2	107.1	105	46	41	5	2	31	64	0	11	442	1.267	8.8	0.4	2.6	5.4	
Demarcus Evans	4-0	0.81	17	0	0	6	22.1	9	3	2	0	0	17	40	0	3	90	1.164	3.6	0.0	6.9	16.1	
Peter Fairbanks	1-0	2.92	11	0	0	2	12.1	10	4	4	0	0	4	15	0	0	51	1.135	7.3	0.0	2.9	10.9	
Kaleb Fontenot	1-0	8.10	3	0	0	0	3.1	6	3	3	0	0	1	1	0	0	17	2.100	16.2	0.0	2.7	2.7	
Sam Hellingner	1-1	11.12	3	0	0	0	5.2	6	7	7	3	0	7	4	0	0	29	2.294	9.5	4.8	11.1	6.4	
John King*	2-4	2.03	14	14	1	0	71.0	59	20	16	4	1	11	62	0	1	273	0.986	7.5	0.5	1.4	7.9	
Joe Kuzia	4-2	1.51	37	0	0	0	18	47.2	40	11	8	2	4	15	50	0	5	197	1.154	7.6	0.4	2.8	9.4
Jake Latz*	5-1	1.76	11	11	0	0	51.0	28	14	10	2	1	22	60	0	2	201	0.980	4.9	0.4	3.9	10.6	
Michael Matuella	5-2	4.04	39	0	0	4	42.1	42	22	19	0	0	3	31	52	0	6	199	1.724	8.9	0.0	6.6	11.1
Jefferson Medina	3-2	2.77	20	0	0	6	39.0	28	12	12	2	8	22	35	0	2	169	1.282	6.5	0.5	5.1	8.1	
Sal Mendez*	7-2	2.37	26	16	1	1	117.2	107	38	31	4	5	37	89	0	5	490	1.224	8.2	0.3	2.8	6.8	
Tyler Phillips	2-2	1.19	6	6	0	0	37.2	28	6	5	1	1	6	28	0	1	140	0.903	6.7	0.2	1.4	6.7	
Wes Robertson	1-0	7.07	8	0	0	0	14.0	15	12	11	4	3	7	6	2	4	67	1.571	9.6	2.6	4.5	3.9	
Manuel Santiago*	0-1	10.80	1	1	0	0	1.2	2	2	2	1	0	3	0	0	1	10	3.000	10.8	5.4	16.2	0.0	
Tyler Thomas*	0-2	5.19	2	2	0	0	8.2	10	5	5	1	0	5	7	0	0	36	1.731	10.4	1.0	5.2	7.3	
Cole Uvilia	5-3	2.50	35	0	0	5	57.2	31	20	16	2	8	33	85	0	7	237	1.110	4.8	0.3	5.2	13.3	
Francisco Villegas*	0-3	4.88	35	4	0	2	59.0	42	32	32	10	5	32	58	0	2	249	1.254	6.4	1.5	4.9	8.8	
Collin Wiles	1-1	3.77	3	3	0	0	14.1	13	6	6	0	0	5	14	0	0	57	1.256	8.2	0.0	3.1	8.8	
Scott Williams	0-1	9.00	3	0	0	0	3.0	5	3	3	0	0	0	1	0	0	13	1.667	15.0	0.0	0.0	3.0	
Team Total	87-52	3.00	139	139	3	51	1215.1	987	457	405	65	64	507	1164	6	87	5030	1.229	7.3	0.5	3.8	8.6	

* - Left-handed # - Switch hitter

PLAYERS

2019 REVIEW

OPINIONS

RECORDS

DEVELOPMENT

MEDIA

HICKORY CRAWDADS (LOW-A)



CARLOS CARDOZA

MANAGER

BORN | JAN. 19, 1987 IN SAN JUAN, PR **RESIDES** | WACO, TX

Cardoza takes over as manager of the Hickory Crawdads for the 2020 season, continuing his rise within the Texas organization. In 2019, Cardoza led the Arizona League Rangers to a league championship, the second league title in club history (also 2012). Overall, Cardoza's clubs have combined to amass a 174-94 (.649) record during his four seasons as a manager in the organization.

Prior to moving stateside, he spent three seasons as the manager of the Rangers Dominican Summer League entries, leading the club to a combined record of 141-71 (.665) while twice reaching the DSL Championship series.

In 2018, he oversaw all field activities in the Dominican Republic, as both DSL teams won their divisions and reached the postseason for the first time in team history.

The Puerto Rico native joined the organization in July 2015 and coached a group of Texas prospects in the Dominican Parallel League. Cardoza was hired by Texas following two years as the head coach at his alma mater, Decatur High School in Georgia. Cardoza played two years at Georgia State University and two years at Armstrong Atlantic State, where he was a gold glove second baseman and All-Peach Belt Conference choice. He also played a year of professional baseball in the Puerto Rican Federation League. His grandfather, Carlos Cardoza Montalvo, also played in Puerto Rico.

MANAGERIAL CAREER			FIRST HALF/FULL SEASON			SECOND HALF		
YEAR	CLUB	LEAGUE	W	L	FINISH	W	L	FINISH
2016	DSL Rangers	Dominican/R	51	19	a-1st			
2017	DSL Rangers	Dominican/R	42	28	2nd			
2018	DSL Rangers	Dominican/R	48	24	b-1st			
2019	AZL Rangers	Arizona/R	19	9	c-1st	14	14	4th
TOTALS			174	94	.649			

a-Defeated DSL Red Sox2, 2-1, in semifinals; Lost to DSL Red Sox1, 3-1, in championship. b-Defeated DSL Cardinals Blue, 2-0, in quarterfinals; Defeated DSL Rockies, 2-0, in semifinals; Lost to DSL Rays1, 3-2, in championship. c-Defeated AZL Dodgers Mota in Round 1; Defeated AZL Giants Orange in semifinals; Defeated AZL Indians Blue, 2-0, in championship.



JOSE JAIMES

PITCHING COACH

BORN | JUNE 26, 1984 IN CARACAS, VZ **RESIDES** | SURPRISE, AZ

Jaimes begins his 12th full season in the organization and fifth as Hickory's pitching coach. The former Texas farmhand made his stateside coaching debut with the AZL Rangers in 2013 and spent two seasons with Spokane (2014-15) before moving to his current assignment at Hickory. Prior to moving stateside, Jaimes spent four seasons as a pitching coach with the DSL Rangers. In the DSL, Jaimes mentored several young Texas hurlers that would eventually reach the big leagues, including Alexi Ogando, Jose Leclerc, and Yohander Mendez. He began his coaching career during the 2008 campaign with Texas in a dual role as a player and pitching coach in the Arizona League. He was originally signed by the Rangers as a non-drafted free agent on July 2, 2001 and went 12-8 with a 4.93 ERA over six seasons in the Texas farm system, reaching Low-A Spokane at the height of his career.

Jose and his wife, Karina, have two daughters: Stephanie (11/2/16) and Melissa (5/14/19).



JASON HART

HITTING COACH

BORN | SEPT. 5, 1977 IN WALNUT CREEK, CA **RESIDES** | SPRINGFIELD, MO

Hart will serve as Hickory's hitting coach in 2020, returning to a role he held with the Crawdads from 2010-11. This season marks his 12th full campaign with the Texas organization, the last eight of which were spent as the hitting coach at Double-A Frisco. In 2015, Hart was named the Mike Coolbaugh Texas League Coach of the Year for his work with the 'Riders hitters. Hart's tenure with the Rangers began after he assisted the Single-A Clinton staff with coaching responsibilities for a portion of the 2008 season and continued when he accepted the role of hitting coach for the Arizona Rangers prior to the 2009 campaign.

He played professionally for parts of eight seasons from 1998-2006, with stints in the Oakland, Texas and Minnesota organizations. His only action at the Major League level came with the Rangers in 2002, when he batted .267 (4-15) with 3 doubles over a span of 10 games. Hart missed the 2004 campaign following the removal of a benign brain tumor, but returned to the field in 2005 and hit 21 home runs in 128 games. Hart was originally drafted by Oakland in the fifth round of the 1998 June draft and acquired by Texas in a January 2002 trade with the Athletics. He attended Southwest Missouri State University where he led the conference in homers in 1997 and was selected as a Missouri Valley Conference All-Star in 1998.

Jason and his wife, Jenny, have three daughters: Kloe, Camdyn, and Karalina.



JAY SULLENGER

COACH

BORN | OCT. 28, 1977 IN BALTIMORE, MD **RESIDES** | ORTING, VA

Sullenger enters his first season in the Texas organization as a coach for the Hickory Crawdads. It marks the first professional coaching assignment for Sullenger, who served as the head baseball coach at Biola University in La Mirada, Calif., from 2013-18. Beginning in 2019, he was the athletic director at Life Christian Academy in Tacoma, Wash. He began his coaching career in 2000 as a volunteer assistant for the baseball program at James Madison (Va.) University, and finished his tenure in 2011 as associate head coach. He also worked one season in stadium operations for the Tampa Bay Rays.

Sullenger attended Spotswood (Va.) High School and went on to play baseball at Florida Southern College (one year) and Liberty University (three years). He holds a bachelor's degree from Liberty and earned a master's degree in Kinesiology with a focus in Athletic Administration/Coaching from James Madison in 2003.

Jay and his wife, Erin, have four children: Eli (16), Hannah (14), Reagan (12), and Macy Grace (9).

FRONT OFFICE

COACHES

PLAYERS

2019 REVIEW

OPPONENTS

RECORDS

DEVELOPMENT

MEDIA



TYLER VOAS

ATHLETIC TRAINER

BORN | JULY 17, 1993 IN ORANGE, CA RESIDES | CHULA VISTA, CA

Voas moves stateside as the athletic trainer for Hickory in 2020. He is entering his third season in the Texas organization after a two-season stint as an athletic trainer for the DSL Rangers in 2018-19. Prior to joining the Rangers, Voas worked for two years at the head athletic trainer and adjunct faculty member for the State Center Community College District in Fresno, Calif. He previously worked as the Fresno State athletic training education development coordinator and as the director of coaching development for Eastlake Little League in Chula Vista, Calif.

The California native holds a bachelor's degree in Athletic Training and Arabic/Middle East Politics from San Diego State University, as well as a master's degree in Kinesiology/Sports Administration from Fresno State University.



ANDY EARP

STRENGTH AND CONDITIONING COACH

BORN | AUG. 26, 1991 IN CLARKSVILLE, MD RESIDES | SIX MILE, SC

Earp is in his first season as the strength and conditioning coach for Hickory. He joined the Texas organization from the strength staff of Clemson University, where he served as a graduate assistant strength and conditioning coach from 2017-19. Prior to Clemson, Earp was an assistant on the strength staff at Wilkes University from 2016-17. He holds an undergrad degree in exercise science from Appalachian State University, and earned master's degrees in Athletic Leadership from Clemson and Kinesiology from Augusta University. He also holds certifications as a strength and conditioning specialist through the National Strength and Conditioning Association, Collegiate Strength and Conditioning Coaches Association, and USA Weightlifting.

Andy and his fiancée, Tyler, reside in South Carolina.

2019 HICKORY CRAWDADS (LOW-A) STATISTICS

83-52 (Northern Division)

1st Half: 41-25, 3rd, 5.5 GB; 2nd Half: 42-27, 11st, 0.0 GB

Defeated Delmarva (BAL), 2-0, in Semifinals; Lost to Lexington (KC), 3-1, in Finals

BATTERS	AVG	G	AB	R	H	TB	2B	3B	HR	RBI	BB	IBB	SO	SB	CS	OBP	SLG	OPS	SF	SAC	HBP	DP
Jose Almonte	.160	57	194	22	31	54	12	1	3	22	10	0	70	1	0	.211	.278	.489	2	1	3	5
Ryan Anderson	.271	51	170	29	46	77	14	1	5	22	15	0	23	11	1	.335	.453	.788	1	0	2	4
Miguel Aparicio*	.251	112	406	55	102	175	21	8	12	49	21	0	87	12	4	.297	.431	.728	4	7	7	7
Sherten Apostel	.258	80	283	38	73	133	13	1	15	43	28	0	71	2	1	.332	.470	.802	3	0	5	14
Jax Biggers*	.282	76	255	42	72	90	8	2	2	24	34	0	39	12	6	.369	.353	.722	3	5	3	4
Frainer Chavez#	.255	115	365	54	93	115	15	2	1	36	41	0	76	17	8	.332	.315	.647	2	5	2	7
Tyler Depreta-Johnson.232	.17	56	4	13	14	1	0	0	5	9	0	7	0	0	.348	.250	.598	0	0	1	1	
Kole Enright#	.258	62	217	33	56	103	15	1	10	35	22	0	62	0	1	.333	.475	.808	3	4	4	4
Tanner Gardner*	.214	13	42	11	9	22	1	3	2	7	5	0	11	0	2	.292	.524	.815	1	0	0	0
Pedro Gonzalez	.248	119	412	69	102	194	13	5	23	67	39	0	129	14	6	.317	.471	.787	3	1	4	10
Samuel Huff	.333	30	108	22	36	86	5	0	15	29	6	1	37	4	1	.368	.796	1.165	0	0	0	0
Josh Jung	.287	40	157	18	45	61	13	0	1	23	16	1	29	4	1	.363	.389	.752	2	0	4	2
Julio Pablo Martinez*	.250	10	40	7	10	16	1	1	1	5	3	0	12	4	1	.295	.400	.695	1	0	0	0
Melvin Novoa	.246	85	305	40	75	134	23	0	12	46	22	0	67	1	2	.306	.439	.745	6	0	7	3
Jonathan Ornelas	.257	113	413	61	106	154	24	3	6	38	42	1	103	13	4	.333	.373	.706	7	1	9	5
Isaias Quiroz	.111	22	63	1	7	9	2	0	0	2	8	0	30	0	0	.233	.143	.376	0	1	2	2
Tyreece Reed	.282	64	238	37	67	123	17	0	13	48	34	1	60	4	2	.375	.517	.892	4	0	4	4
Chris Seise	.241	21	87	12	21	31	4	3	0	6	3	0	33	6	5	.272	.356	.628	1	0	1	1
Chad Smith*	.150	7	20	2	3	9	0	0	2	4	2	0	8	0	1	.227	.450	.677	0	1	0	0
Nick Snyder	.000	1	1	0	0	0	0	0	0	0	0	0	1	0	0	.000	.000	.000	0	0	0	0
Curtis Terry	.263	62	232	39	61	130	24	0	15	47	14	0	67	0	1	.328	.560	.889	3	0	10	4
Matt Whately	.234	117	380	56	89	122	17	2	4	49	62	1	84	29	7	.349	.321	.670	6	9	8	5
Team Total	.251	135	4444	652	1117	1852	243	33	142	607	436	5	1106	134	54	.325	.417	.742	52	35	76	82

PITCHERS	W-L	ERA	G	GS	CG	SV	IP	H	R	ER	HR	HB	BB	SO	BK	WP	BF	WHIP	H9	HR9	BB9	SO9
Grant Anderson	7-4	3.22	37	0	0	0	8	64.1	56	29	23	1	6	24	5	0	275	1.244	7.8	0.1	3.4	7.0
Dylan Bice	0-0	2.53	7	0	0	0	10.2	9	3	3	1	0	3	16	2	2	43	1.125	7.6	0.8	2.5	13.5
Tim Brennan	7-3	3.58	13	13	1	0	78.0	66	35	31	4	5	9	57	1	2	308	0.962	7.6	0.5	1.0	6.6
Hever Bueno	4-1	2.14	25	0	0	0	42.0	25	11	10	2	2	22	54	1	2	172	1.119	5.4	0.4	4.7	11.6
Brock Burke*	0-0	7.20	1	1	0	0	5.0	9	4	4	0	0	0	1	0	0	22	1.800	16.2	0.0	0.0	1.8
Jean Casanova	0-0	4.41	4	4	0	0	16.1	20	8	8	1	1	5	15	3	3	73	1.531	11.0	0.6	2.8	8.3
Sean Chandler	0-1	5.91	11	0	0	0	10.2	9	9	7	1	0	10	17	1	1	52	1.781	7.6	0.8	8.4	14.3
Hans Couza	6-1	4.41	19	19	0	0	87.2	86	49	43	12	8	19	76	0	8	367	1.198	8.8	1.2	2.0	7.8
Tyler Depreta-Johnson 1-0	0.00	2.00	2	0	0	1	3.0	2	2	0	0	0	0	2	0	0	11	0.667	6.0	0.0	0.0	6.0
Scott Engler	2-1	2.67	14	0	0	4	30.1	19	9	9	2	0	6	45	0	3	114	0.824	5.6	0.6	1.8	13.4
Tanner Gardner	0-0	0.00	1	0	0	0	1.0	0	0	0	0	0	0	0	0	0	3	0.000	0.0	0.0	0.0	0.0
Kelvin Gonzalez	6-2	1.99	28	0	0	5	45.1	28	13	10	4	3	15	58	1	6	178	0.949	5.6	0.8	3.0	11.5
Sam Hellinger	0-1	1.53	8	0	0	1	17.2	11	4	3	2	1	10	26	0	1	73	1.189	5.6	1.0	5.1	13.2
Ronny Henriquez	6-6	4.50	21	19	0	0	82.0	91	50	41	6	3	27	99	0	4	357	1.439	10.0	0.7	3.0	10.9
Lucas Jacobsen*	1-4	3.90	20	0	0	2	30.0	25	14	13	3	2	11	48	0	4	128	1.200	7.5	0.9	3.3	14.4
John King*	1-2	3.42	5	5	0	0	26.1	31	13	10	1	0	2	29	0	1	110	1.253	10.6	0.3	0.7	9.9
Jake Latz*	2-0	0.90	2	2	0	0	10.0	5	2	1	0	0	3	14	0	0	38	0.800	4.5	0.0	2.7	12.6
Jesus Linares	1-1	2.35	22	2	0	2	61.1	51	16	16	1	6	20	60	4	4	256	1.158	7.5	0.1	2.9	8.8
Abdiel Mendoza	2-2	3.15	25	8	0	3	85.2	65	31	30	8	10	25	75	1	9	342	1.051	6.8	0.8	2.6	7.9
Sergio Pacheco	1-0	0.00	1	0	0	0	6.0	2	1	0	0	0	2	6	0	2	22	0.667	3.0	0.0	3.0	9.0
Daniel Robert	0-1	3.12	4	0	0	1	8.2	5	3	3	1	0	3	13	0	0	34	0.923	5.2	1.0	3.1	13.5
Wes Robertson	2-0	1.38	6	0	0	1	13.0	6	2	2	1	0	5	10	0	3	49	0.846	4.2	0.7	3.5	6.9
Yerry Rodriguez	7-3	2.08	13	13	0	0	73.2	45	20	17	5	5	21	85	0	2	283	0.896	5.5	0.6	2.6	10.4
Nick Snyder	5-3	3.06	33	0	0	6	53.0	46	18	18	3	1	18	60	1	3	216	1.208	7.8	0.5	3.1	10.2
Nick Starr	1-0	11.91	8	0	0	0	11.1	19	16	15	2	0	8	13	0	3	58	2.382	15.1	1.6	6.4	10.3
Tyree Thompson	6-7	3.30	18	18	0	0	92.2	75	37	34	8	2	44	60	1	3	387	1.284	7.3	0.8	4.3	5.8
Tai Tiedeman	4-2	2.99	27	2	0	1	72.1	66	24	24	5	2	26	71	0	6	301	1.272	8.2	0.6	3.2	8.8
Cole Uvila	2-0	0.00	3	0	0	1	7.0	3	1	0	0	0	1	10	0	24	0.571	3.9	0.0	1.3	12.9	
Ricky Vasasco	0-0	1.69	2	2	0	0	10.2	5	3	2	0	1	3	16	0	0	39	0.750	4.2	0.0	2.5	13.5
Cole Winn	4-4	4.46	18	18	0	0	68.2	59	36	34	5	3	39	65	0	7	298	1.427	7.7	0.7	5.1	8.5
Grant Wolfram*	5-3	4.28	25	9	0	0	69.1	72	38	33	3	5	30	73	0	6	308	1.471	9.3	0.4	3.9	9.5
Team Total	83-52	3.35	135	135	1	36	1193.2	1011	501	444	82	67	411	1224	8	86	4941	1.191	7.6	0.6	3.1	9.2

* - Left-handed # - Switch hitter

SPOKANE INDIANS (SHORT-A)



SEAN CASHMAN

MANAGER

BORN | SEPT. 9, 1987 IN BELLEVILLE, NJ **RESIDES** | CHANDLER, AZ

Cashman takes the managerial reins for the Spokane Indians in 2020, marking his first season as a manager at the professional level. The 2020 campaign will be his second in the Texas organization, as he spent 2019 as a pitching coach for the Arizona League-champion Surprise Rangers. Cashman came to the Rangers following one season as a quality control analyst on the Arizona State University staff.

Cashman returned to coaching with the Sun Devils after serving as President of Cashman, Kihn, and Associates from 2013-17. His company worked privately with over 30 Major League Baseball draft picks from around the country, including 2018 Texas first round pick Cole Winn. Cashman has over 10 years of coaching experience at the college level, including three years as the head coach at Saint Peter's (N.J.) University from 2011-13. The New Jersey native has also served as an assistant coach with Temple (Pa.) University (2009-11) and Ocean County (N.J.) College (2008-09). Sean's uncle, Bob Stanley, was a two-time All-Star over 13 Major League seasons with the Boston Red Sox and has 30 years of experience as a minor league pitching instructor.

the college level, including three years as the head coach at Saint Peter's (N.J.) University from 2011-13. The New Jersey native has also served as an assistant coach with Temple (Pa.) University (2009-11) and Ocean County (N.J.) College (2008-09). Sean's uncle, Bob Stanley, was a two-time All-Star over 13 Major League seasons with the Boston Red Sox and has 30 years of experience as a minor league pitching instructor.



BRYAN CONGER

PITCHING COACH

BORN | OCT. 12, 1971 IN BARTLESVILLE, OK **RESIDES** | STEPHENVILLE, TX

Conger is in his second season in the professional ranks following 20 seasons as a coach at the collegiate level. He moves to the Spokane staff in 2020 following one season as a pitching coach for the AZL Rangers. Conger spent 10 seasons as the head coach at Tarleton State University from 2009-18, elevating the program to national prominence. Under Conger, the Texans won the school's first-ever Lone Star Conference regular season championship in 2013 and captured the title in three of his final six seasons at the helm. Under his watch, Tarleton made NCAA regional appearances in 2011, 2014, and 2018.

Prior to Tarleton, Conger served as a coach at the University of Utah (2003-08), Cloud (Kan.) CC, and Lamar (Colo.) CC. He had 34 players drafted by MLB during his coaching career, including current Rangers Special Assistant Brandon McCarthy. Conger was a pitcher at Tarleton from 1991-95 and was named the team's Most Valuable Pitcher in 1995. He spent two years as a professional player with Pine Bluff in the Texas-Louisiana League before returning to Tarleton to begin his coaching career.

Bryan and his wife, Melanie, have three children: sons Maddux and Jacoby, and daughter, Kaleigh. Maddux played baseball at Vanderbilt University and was selected by the Detroit Tigers in the 22nd round of the 2018 June draft. Kaleigh is a volleyball player at Tarleton.



SHARNOL ADRIANA

HITTING COACH

BORN | NOV. 13, 1970 IN WILLEMSTAD, CURACAO **RESIDES** | WILLEMSTAD, CURACAO

Adriana is in his fifth season in the Texas organization, his first as the hitting coach for the Spokane Indians. He was hired by Texas in January 2016 and spent that season as a coach on the Frisco staff before moving to the Hickory staff in 2017, and spent the last two seasons as a coach for the DSL Rangers.

Prior to Texas, Adriana spent the 2015 season as a hitting coach for Veracruz in the Mexican League following a playing career that spanned 23 years. He was selected by the Toronto Blue Jays in the 15th round of the 1991 June draft out of Martin Methodist University in Pulaski, Tenn. Adriana went on to play eight seasons in the Blue Jays minor league system before one season in the independent Atlantic League and 14 seasons in Mexico. In 2014, he played

his final season at age 43 with Veracruz and Reynosa in the Mexican League.

The Curacao native has extensive experience at the international level, representing the Netherlands national baseball team at the 2000 Summer Olympics in Sydney, 2004 Summer Olympics in Athens, 2006 World Baseball Classic, 2008 Summer Olympics Beijing, and 2009 World Baseball Classic. Adriana was the captain of the Dutch squad at the 2008 Summer Games and had the team's lone hit in a loss to Stephen Strasburg and the United States.



PAT BRADY

COACH

BORN | FEB. 5, 1988 IN LEXINGTON, KY **RESIDES** | LEXINGTON, KY

Brady joins the Texas organization as a coach for Spokane, his first professional coaching assignment following an eight-year playing career. He spent 2019 as an assistant baseball coach at Lexington Catholic (Ky.) High School, and has also been a private instructor for the past eight years.

Brady played seven seasons in the Seattle Mariners farm system from 2010-16, reaching as high as Triple-A Tacoma in both 2014 and 2015. Overall, he posted a .256 batting average with 32 home runs and 170 RBI over 410 minor league games as a utility player, appearing at every position except catcher. Brady finished his career in 2017 with Kansas City and Winnipeg of the independent American Association.

The Kentucky native was selected by Seattle in the 48th round of the 2010 June draft out of Bellarmine University in Louisville, Ky. He holds many of the program's hitting records, including career hits (280), homers (33), RBI (172), doubles (66), runs (180), and games (223).



YUICHI TAKIZAWA

ATHLETIC TRAINER

BORN | SEPT. 7, 1985 IN HOKKAIDO, JAPAN **RESIDES** | SURPRISE, AZ

Takizawa enters his third season in the Texas organization, his first as the athletic trainer for the Spokane Indians. He originally joined the Texas organization in February 2018 and spent 2018 and 2019 as the rehab athletic trainer in Arizona. Takizawa completed an internship with the Kansas City Royals in 2017, working at the club's Double-A affiliate in Northwest Arkansas. The Hokkaido native holds degrees from HOSEI University in Japan and Southern Arkansas University.

Yuichi and his wife, Chika, were married on 1/1/18. His daughter, Hono, was born on 12/15/18.



ED YONG

STRENGTH AND CONDITIONING COACH

BORN | AUG. 12, 1978 IN HONOLULU, HI RESIDES | DALY CITY, CA

Yong begins his 12th season with the Texas organization as the strength and conditioning coach for Spokane, where he has been named the Northwest League's Strength & Conditioning Coach of the Year for six of the last 10 seasons (2010-13, 2015, 2019). Prior to joining the Indians, he spent the 2008 campaign as the strength and conditioning coordinator for the Chinese Olympic Baseball Team, in preparation for the 2008 Beijing Summer Olympics. From 2004-07, Yong served four seasons as a minor league strength and conditioning coach in the Arizona Diamondbacks system, with stints at Single-A South Bend, Double-A Tennessee (two seasons) and Triple-A Tucson.

Yong earned a bachelor's degree from Arizona State University in 2000, and later received a master's degree in Kinesiology from A.T. Still University at the Arizona School of Health Sciences in 2008. He has certifications from both the National Strength and Conditioning Association (Strength and Conditioning Specialist) and the National Academy of Sports Medicine (Performance Enhancement and Corrective Exercise Specialist). Yong completed a 200-hour Yoga Teacher Training at Moksha Yoga PHX and is a Registered Yoga Teacher through Yoga Alliance. He also holds a certification for Pilates instruction through Balanced Body Pilates.

Ed and his wife, Tammie, reside in Daly City, Calif., with son Braydon and daughter Kyra.

2019 SPOKANE INDIANS (SHORT-A) STATISTICS

45-31 (North Division)

1st Half: 22-16, 1st, 4.0 GA; 2nd Half: 23-15, 1st, 1.0 GA

Lost to Tri-City (SD), 2-1 in Semifinals

Table with columns: BATTERS, AVG, G, AB, R, H, TB, 2B, 3B, HR, RBI, BB, IBB, SO, SB, CS, OBP, SLG, OPS, SF, SAC, HBP, DP. Lists player statistics for the 2019 season.

Table with columns: PITCHERS, W-L, ERA, G, GS, CG, SV, IP, H, R, ER, HR, HB, BB, SO, BK, WP, BF, WHIP, H9, HR9, BB9, SO9. Lists pitcher statistics for the 2019 season.

* - Left-handed # - Switch hitter

FRONT OFFICE COACHES PLAYERS 2019 REVIEW OPERATIONS RECORDS DEVELOPMENT MEDIA

ARIZONA RANGERS (ROOKIE)

TO BE ANNOUNCED

MANAGER



JESUS DELGADO

PITCHING COACH

BORN | APRIL 19, 1984 IN MARACAY, VZ **RESIDES** | MARACAY, VZ

Delgado enters his fifth season as a coach in the Texas organization and first with the AZL Rangers. Prior to his current role, he spent four seasons as a member of the DSL Rangers coaching staff. The Venezuela native played in the Boston (2004-05), Florida (2006-08), Seattle (2009), and Cincinnati (2010) organizations, and made a pair of relief appearances for the Marlins in 2008 in his only big league action. He made his Major League debut with a scoreless inning of relief on 9/17/08 vs. Houston. Delgado was a part of a seven-player trade between the Marlins and Red Sox on 11/24/05 that included Hanley Ramirez, Anibal Sanchez, Josh Beckett, and Mike Lowell. He concluded his playing career in 2014 with La Guaira in the Venezuelan Winter League.



JORDAN TIEGS

PITCHING COACH

BORN | OCT. 16, 1987 IN LONDON, ONTARIO **RESIDES** | SURPRISE, AZ

Tiegs joined the organization midway through the 2019 campaign and enters his first full season with the Rangers. He came to the club from the baseball program at Indiana State University, where he was a pitching coach from 2015-19. Tiegs also coached at the University of Indianapolis from 2012-14.

He pitched collegiately at Sauk Valley Community College, College of Charleston, and the University of Indianapolis. Tiegs was drafted by the Cincinnati Reds in the 46th round of the 2006 June draft, but did not sign. Following his college career, he spent 2009-10 playing for the Evansville Otters of the independent Frontier League. He earned a bachelor's and master's degree from the University of Indianapolis.

Jordan and his wife, Chelsea, reside in Indianapolis, Ind., and Surprise, Ariz., with their son, Theo.



ERIC DORTON

HITTING COACH

BORN | DEC. 17, 1989 IN CHAMPAIGN, IL **RESIDES** | SURPRISE, AZ

Dorton enters his second season as a hitting coach for the AZL Rangers. In his first year with the club in 2019, the Rangers won the AZL Championship while leading the circuit in most offensive categories including runs (391) and batting average (.291). Dorton has extensive experience at the collegiate level, most recently at Lamar (Colo.) CC in Fall 2018. His other stops in college baseball include Cloud County (Kan.) CC (2016-18), Tartleton State (2015-16), and West Texas A&M (2012-13 and 2014-15). He has also been very active in summer leagues at both the high school and collegiate level, coaching at the Amarillo Baseball Academy in 2013 and 2014. During the summer from 2015-17, Dorton coached for the Swift Current Indians/57s in the Western Major Baseball League of Canada.

Dorton was an all-region and all-conference selection as a centerfielder at West Texas A&M. Originally from Alamogordo, N.M., Dorton earned first-team all-state honors as a senior and was the #1 ranked player in the New Mexico in the 2008 class.



BRAD FLANDERS

HITTING COACH

BORN | NOV. 30, 1981 IN KANSAS CITY, MO **RESIDES** | FRISCO, TX

Flanders is in his third season in the Texas organization and first as a hitting coach on the AZL Rangers staff. He spent the 2018-19 campaigns as a coach on the Frisco staff. Prior to joining the Rangers, Flanders spent 12 years as a coach at the collegiate level. His stops in the college ranks included Abilene Christian (2015-18), University of Arkansas (2014), Saint Louis University (2011-13), and Texarkana College (2007-10). At ACU, Flanders coached the team's pitchers while also serving as recruiting coordinator.

Flanders was an all-conference selection as a catcher at the University of Missouri. He helped lead the Tigers to NCAA regional births in 2003 and 2004 after beginning his collegiate career at Hutchinson (Kan.) Community College.

He played professionally for the independent Evansville Otters, Fargo-Moorhead Redhawks, and Joliet Jackhammers from 2004-05. Flanders is a native of Smithville, Mo., where he was high school teammates with former Rangers coach and current San Diego Padres manager Jayce Tingler. He also played alongside Tingler again at Mizzou.



GUILDER RODRIGUEZ

COACH

BORN | OCT. 20, 1987 IN BARQUISIMETO, VZ **RESIDES** | BARQUISIMETO, VZ

Rodriguez is in his fourth season as a member of the Arizona League Rangers coaching staff. The former Rangers infielder retired following the 2015 campaign and spent the 2016 season on the coaching staff of the DSL Rangers. The Venezuela native joined the coaching ranks following a playing career that spanned 14 seasons. Rodriguez made his Major League debut with the Rangers in 2014 after 1,095 games and 13 seasons at the minor league level. He debuted on 9/9/14 vs. the Los Angeles Angels at 31 years, 45 days old, the oldest position player in Rangers history at the time of his Major League debut. Each of his Major League hits came in his lone start at third base on 9/22/14 vs. HOU, going 2-for-3 with a run and RBI. In his first plate appearance in that game, Rodriguez lined a single to left field and later added a tie-breaking RBI single in the 7th. Rodriguez spent six seasons in the Texas organization, earning Texas League All-Star honors twice.

He was originally signed by the Brewers as a non-drafted free agent on May 19, 2001 and played eight seasons in the Brewers farm system before he was selected by Texas in the minor league phase of the Rule 5 draft on Dec. 11, 2008.

FRONT OFFICE

COACHES

PLAYERS


2019 REVIEW

OPPONENTS

RECORDS

DEVELOPMENT

MEDIA

**DERRICK DECKER****ATHLETIC TRAINER****BORN** | SEPT. 15, 1992 IN APPLETON, WI **RESIDES** | SURPRISE, AZ

Decker is in his third season in the Texas organization and second as the athletic trainer for the AZL Rangers. In 2019, he was named Arizona League Athletic Trainer of the Year by the Professional Baseball Athletic Trainers Society (PBATS). Decker began his tenure with the organization in 2018 as an athletic trainer for the Dominican Summer League Rangers. Prior to the Rangers, Decker spent two years as a graduate assistant at the University of Missouri, earning a master's degree in Education with a focus in Counseling Psychology. Decker did his undergraduate work at Ball State University, where he obtained a bachelor's degree in Athletic Training. The Wisconsin native has also completed internships in the NFL with the Indianapolis Colts (2014) and Carolina Panthers (2017).

**ADAM NOEL****STRENGTH AND CONDITIONING COACH****BORN** | SEPT. 8, 1989 IN JOPLIN, MO **RESIDES** | SURPRISE, AZ

Noel is entering his fifth season as a strength and conditioning coach in the Texas organization. The 2020 campaign marks the beginning of his second stint with the AZL Rangers. He worked on the Down East staff in 2019, and has also been a strength and conditioning coach for Hickory (2017-18) and the AZL Rangers (2016). Noel was a graduate assistant athletic performance coach at San Jose State University from 2014-15, where he earned master's degree in Kinesiology and worked with Olympic Sports. He has also worked as an intern athletic performance coach at UCLA and performance coach at Velocity Sports Performance.

The California native graduated from Cal State Fullerton in 2012 with a bachelor's degree in Kinesiology. Adam resides in Surprise, Ariz., with his wife, Arianna, and two sons, Logan and Maxen.


**CODY ADEN****PITCHING RESEARCH & DEV. COACH****BORN** | MARCH 15, 1993 IN RENTON, WA **RESIDES** | SURPRISE, AZ

Aden enters his third season in the Texas organization, transitioning in 2020 to new role as a pitching research and development coach. He spent 2019 as the pitching coach for Spokane, mentoring a staff that posted the second-lowest ERA in the Northwest League. Aden joined the Rangers in 2018 after five years with Driveline Baseball in Kent, Wash., from 2014-18. During that same period, Aden was a baseball coach at his alma mater, Puyallup High School (2013-16). He also served on the coaching staff of the Seattle Studs (2015-17), a semi-professional/collegiate baseball team in the greater Seattle area.

**AVERY SULLIVAN****PITCHING RESEARCH & DEV. COACH****BORN** | MARCH 11, 1994 IN GRAND PRAIRIE, TX **RESIDES** | SURPRISE, AZ

Sullivan is in his first season with the Rangers as a pitching research and development coach. For the past two years, he worked as a biomechanics researcher/baseball performance specialist at TMI Sports Medicine in Arlington, Texas. Sullivan was a member of the baseball team at Texas Wesleyan University from 2013-16, compiling a 5-4 record and 3.17 ERA with 11 saves over 56 games/2 starts in his career.

A native of the DFW Metroplex, he was born in Grand Prairie and attended Arlington Lamar High School, graduating in 2012. Sullivan holds a bachelor's degree in Exercise Science from Texas Wesleyan, as well as a master's degree in Exercise Science, with a research focus in Biomechanics, from the University of Texas at Arlington.

**JOSH MORGAN****ARIZONA EQUIPMENT
MANAGER****LAUREN FIELDS****COORDINATOR,
RANGERS VILLAGE****AUSTIN ARGUST****ASSISTANT,
RANGERS VILLAGE**

2019 ARIZONA LEAGUE RANGERS (ROOKIE) STATISTICS

33-23 (West Division)

1st Half: 19-9, 1st, 2.0 GA; 2nd Half: 14-14, 4th, 4.0 GB

Defeated AZL Dodgers Mota, 1-0, in Round 1; Defeated AZL Giants Orange, 1-0, in Semifinals;

Defeated AZL Indians Blue, 2-0, in Finals

BATTERS	AVG	G	AB	R	H	2B	3B	HR	RBI	BB	IBB	SO	SB	CS	OBP	SLG	OPS	SF	SAC	HBP	DP	
Angel Aponte	.304	47	191	38	58	86	13	3	23	22	0	47	17	4	.373	.450	.824	3	1	1	4	
Zion Banister#	.250	4	12	1	3	4	1	0	0	1	2	0	8	0	0	.357	.333	.690	0	0	0	0
Rafy Barete*	.205	36	117	21	24	35	4	2	1	9	16	0	35	11	1	.306	.299	.605	0	2	1	2
Derwin Barreto	.281	18	64	15	18	31	1	3	2	13	10	1	16	4	1	.373	.484	.858	1	0	0	1
Oseivis Basabe	.325	35	151	29	49	61	2	5	0	31	8	0	20	7	2	.355	.404	.759	5	0	2	5
Blaine Clair	.667	2	9	2	6	8	2	0	0	3	1	0	0	0	0	.700	.889	1.589	0	0	0	0
Randy Florentino*	.243	39	140	18	34	46	4	1	2	19	25	0	39	0	3	.353	.329	.682	4	0	1	0
Cody Freeman	.233	34	120	25	28	34	4	1	0	10	26	0	23	8	3	.384	.283	.667	1	0	4	5
Joey Gallo*	.273	4	11	3	3	10	1	0	2	3	5	1	3	0	0	.500	.909	1.409	0	0	0	0
Yaniery Guzman#	.244	25	82	10	20	32	3	3	1	13	6	0	27	1	0	.295	.390	.686	0	0	0	5
Scott Heineman	.412	4	17	6	7	16	3	0	2	6	1	0	2	1	0	.444	.941	1.386	0	0	0	0
Heriberto Hernandez	.344	50	192	42	66	124	17	4	11	48	27	1	57	3	3	.433	.646	1.079	1	0	4	4
Jake Hoover	.250	2	4	1	1	2	1	0	0	3	3	0	1	1	0	.571	1.500	1.071	0	0	0	0
William Jeffrey	.200	23	65	6	13	20	2	1	1	9	6	0	28	1	1	.278	.308	.585	0	0	1	0
Jake Jung	.588	4	17	5	10	16	1	1	5	2	0	3	0	0	0	.632	.941	1.573	0	0	0	1
Stanley Martinez	.444	15	45	11	20	34	3	1	3	14	6	0	11	2	0	.519	.756	1.275	0	0	1	0
Lauri Mejia#	.274	37	113	22	31	42	4	2	1	11	13	0	51	11	1	.357	.372	.728	1	1	2	2
Keithron Moss#	.308	34	120	27	37	53	4	3	2	14	21	0	40	8	2	.425	.442	.866	1	1	4	1
Alexander Ovalles*	.377	25	114	33	43	71	8	7	2	18	10	0	18	2	1	.437	.623	1.059	0	0	2	1
Yenci Pena	.244	33	123	24	30	46	3	2	3	22	19	0	31	2	2	.352	.374	.726	1	0	2	3
Reynaldo Pichardo	.276	18	58	8	16	23	1	0	2	10	4	0	18	0	1	.323	.397	.719	0	0	0	0
Tyreqe Reed	.600	4	10	7	6	10	1	0	1	2	6	0	1	0	0	.750	1.000	1.750	0	0	0	1
Josue Rodriguez	.571	2	7	1	4	4	0	0	0	0	1	0	1	0	0	.625	.571	1.196	0	0	0	0
Keyber Rodriguez#	.262	39	149	27	39	70	5	4	6	22	14	0	39	5	1	.325	.470	.795	2	0	1	0
Kellen Strahm	.750	1	4	2	3	3	0	0	0	4	1	0	0	1	0	.800	.750	1.550	0	0	0	0
Jose Trevino	.167	11	36	3	6	10	1	0	1	6	2	0	2	0	0	.211	.278	.488	0	0	0	0
Fernando Valdez#	.125	6	16	0	2	3	1	0	0	2	1	0	8	0	0	.176	.188	.364	0	0	0	0
Davis Wendzel	.444	4	9	4	4	8	1	0	1	2	2	0	3	0	0	.545	.889	1.434	0	0	0	0
Team Total	.291	56	1996	391	581	902	91	43	48	323	260	3	532	85	26	377	.482	.829	20	5	26	35

PITCHERS	W-L	ERA	G	GS	CG	SV	IP	H	R	ER	HR	HB	BB	SO	BK	WP	BF	WHIP	H9	HR9	B9	SO9
Ben Anderson	0-0	4.50	5	1	0	0	4.0	3	2	2	1	0	2	4	0	0	18	1.250	6.8	2.3	4.5	9.0
Rafy Barete	0-1	0.00	1	0	0	0	0.1	0	1	0	0	0	3	1	0	1	4	9.000	0.0	0.0	81.0	27.0
Derwin Barreto	0-0	13.50	1	0	0	0	0.2	2	1	1	0	0	0	2	0	0	4	3.000	27.0	0.0	0.0	27.0
Kelvin Bautista*	0-0	6.00	3	0	0	0	6.0	6	4	4	0	1	4	9	0	4	29	1.667	9.0	0.0	6.0	13.5
Dylan Bice	0-0	0.00	3	1	0	0	4.0	2	2	0	0	0	2	8	0	1	16	1.000	4.5	0.0	4.5	18.0
Noah Bremer	1-0	0.00	1	0	0	0	3.0	4	1	0	0	0	0	6	0	0	12	1.333	12.0	0.0	0.0	18.0
Brock Burke*	0-0	0.00	1	1	0	0	4.0	2	0	0	0	0	0	3	0	0	13	0.500	4.5	0.0	0.0	6.8
Alex Carrillo	0-0	0.00	2	0	0	0	4.0	2	0	0	0	0	2	5	0	0	16	1.000	4.5	0.0	4.5	11.3
Gavin Collyer	1-1	10.80	6	0	0	0	5.0	5	6	6	1	0	6	7	0	3	24	2.200	9.0	1.8	10.8	12.6
Joe Corbett	0-0	0.00	2	0	0	1	2.0	1	0	0	0	0	0	3	0	0	7	0.500	4.5	0.0	0.0	13.5
Destin Dotson*	2-3	2.29	10	5	0	1	35.1	33	12	9	0	4	13	41	0	2	150	1.302	8.4	0.0	3.3	10.4
Kyle Dowdy	0-0	0.00	1	1	0	0	1.0	1	0	0	0	0	0	0	0	0	3	1.000	9.0	0.0	0.0	0.0
Luke Farrell	0-0	8.44	4	4	0	0	5.1	8	6	5	0	0	1	10	0	3	28	1.688	13.5	0.0	1.7	16.9
Brady Feigl*	0-0	0.00	2	2	0	0	2.0	1	1	0	0	0	1	3	0	0	8	1.000	4.5	0.0	4.5	13.5
Jesus Garcia	2-0	7.63	7	2	0	0	15.1	17	13	13	3	1	8	16	2	2	72	1.630	10.0	1.8	4.7	9.4
Ryan Garcia	0-0	9.00	1	1	0	0	1.0	1	1	1	0	0	1	2	0	0	5	2.000	9.0	0.0	9.0	18.0
Yaniery Guzman	0-0	0.00	1	0	0	0	0.1	0	0	0	0	0	1	1	0	0	3	3.000	0.0	0.0	27.0	27.0
Cal Hehnke	1-0	0.00	2	0	0	0	5.0	2	0	0	0	0	2	6	0	0	17	0.800	3.6	0.0	3.6	10.8
Wei-Chieh Huang	0-0	0.00	2	2	0	0	3.0	3	0	0	0	0	1	5	0	0	13	1.333	9.0	0.0	3.0	15.0
Leon Hunter	2-1	1.48	17	0	0	8	24.1	15	6	4	0	0	3	27	0	4	93	0.740	5.5	0.0	1.1	10.0
Rosmer Inojosa	3-4	9.17	10	6	0	0	36.1	60	39	37	8	3	16	46	1	4	185	2.092	14.9	2.0	4.0	11.4
George Janca	0-0	2.57	6	0	0	0	7.0	5	3	2	0	0	5	12	0	0	30	1.429	6.4	0.0	6.4	15.4
Joseph Jameski	2-0	1.62	10	0	0	0	16.2	8	3	3	0	0	11	16	0	2	66	1.140	4.3	0.0	5.9	8.6
Zak Kent	0-0	0.00	1	0	0	0	1.0	0	0	0	0	0	1	2	0	0	4	0.000	0.0	0.0	0.0	18.0
Jamarcus Lang	0-1	6.92	10	0	0	0	13.0	16	13	10	0	1	9	18	0	9	64	1.923	11.1	0.0	6.2	12.5
Billy Layne	1-0	0.00	1	0	0	0	1.0	2	1	0	0	0	0	1	0	0	5	2.000	18.0	0.0	0.0	9.0
Nick Lockhart	0-0	4.50	6	0	0	0	6.0	6	4	3	0	0	4	9	0	0	27	1.667	9.0	0.0	6.0	13.5
Yanier Martinez	0-1	8.71	6	2	0	0	10.1	12	14	10	2	2	14	0	1	1	48	1.355	10.5	1.7	1.7	12.2
John Matthews	1-0	5.00	5	0	0	0	9.0	6	5	5	0	4	6	12	0	2	41	1.333	6.0	0.0	6.0	12.0
Juan Mejia*	1-0	4.91	4	0	0	0	7.1	13	4	4	1	0	0	12	0	0	35	1.773	16.0	1.2	0.0	14.7
Lauri Mejia	0-0	9.00	1	0	0	0	1.0	1	1	1	0	0	0	1	0	0	4	1.000	9.0	0.0	0.0	9.0
Yohander Mendez*	0-0	12.27	3	0	0	0	3.2	6	5	5	2	0	1	6	0	0	18	1.909	14.7	4.9	2.5	14.7
Damian Mendoza	2-2	4.95	12	2	2	2	36.1	35	22	20	5	3	9	32	0	4	151	1.211	8.7	1.2	2.2	7.9
Rafael Montero	0-0	0.00	5	3	0	0	7.0	2	0	0	0	0	0	12	1	1	23	0.286	2.6	0.0	0.0	15.4
Spencer Praz	1-1	1.52	14	0	0	1	23.2	12	5	4	1	4	10	32	0	4	101	0.930	4.6	0.4	3.8	12.2
Sergio Pacheco	1-0	2.63	10	6	0	0	37.2	35	13	11	1	2	11	27	0	3	156	1.221	8.4	0.4	2.6	6.5
Triston Polley*	1-0	7.71	2	0	0	0	2.1	4	2	2	0	0	1	2	0	1	10	2.143	15.4	0.0	3.9	7.7
Glen Richardson	1-1	2.93	15	0	0	1	27.2	18	11	9	1	3	15	36	0	2	115	1.193	5.9	0.3	4.9	11.7
Manuel Santiago*	3-0	3.57	7	2	0	0	22.2	20	11	9	3	1	7	17	0	1	96	1.191	7.9	1.2	2.8	6.8
Luke Schiltz	1-0	4.30	11	0	0	0	14.2	11	7	7	1	1	6	9	0	2	58	1.159	6.8	0.6	3.7	5.5
Florencio Serrano	3-1	4.67	7	3	0	0	27.0	26	18	14	5	3	12	24	0	2	121	1.407	8.			

DOMINICAN RANGERS (ROOKIE)

FRONT OFFICE



CARLOS MALDONADO

MANAGER

Maldonado is in his second season as the manager of the Dominican Summer League Rangers after leading the young group of international prospects to a postseason appearance in 2019. He assumed a full-time coaching position in the Texas organization in 2018 as a coach on the High-A Down East staff, this after two years as a player/coach at Double-A Frisco. In his dual role at Frisco, Maldonado coached first base and worked with the club's catchers, including 2017 Rawlings Minor League Gold Glove winner Jose Trevino.

He entered the coaching ranks after a playing career that spanned 18 seasons in the Seattle (1996-99), Houston (2000-02), Chicago White Sox (2003-04), Pittsburgh (2005-08), Boston (2009), and Washington (2010-13) organizations. Maldonado made his Major League debut with the Pirates in 2006 and appeared in 29 games over parts of four seasons the Pirates and Nationals. The former backstop was also a regular participant in the Venezuelan Winter League up until his retirement.

Maldonado was originally signed by the Mariners as a non-drafted free agent on 9/7/95 out of Maracaibo, Venezuela.

MANAGERIAL CAREER

YEAR	CLUB	LEAGUE	FIRST HALF/FULL SEASON			SECOND HALF		
			W	L	FINISH	W	L	FINISH
2019	DSL Rangers	Dominican/R	55	15	a-1st			
TOTALS			55	15	.786			

a-Lost to DSL Royals 1, 2-1, in semifinals.

COACHES

PABLO BLANCO

PITCHING COACH

Blanco begins his 13th season as a pitching coach for the DSL Rangers. He spent three seasons from 1999-2001 on the coaching staff for the Florida Marlins DSL entry. Originally signed by Florida as a non-drafted free agent in 1994, Blanco played one season that was split between the DSL and Gulf Coast League.

RICARDO VALENCIA

PITCHING COACH

Valencia enters his second season as a coach for the DSL Rangers following seven seasons as a catcher in the Texas farm system. He spent the entire 2018 campaign at High-A Down East batting .245 with 3 home runs and 12 RBI in 27 games. Overall, Valencia appeared in 237 minor league games, compiling a .242 average with 15 home runs and 99 RBI. He reached Double-A Frisco in 2015, appearing in 3 games with the club. Valencia also spent three years with the DSL Rangers from 2012-14.

JULIO VALDEZ

PITCHING COACH

Valdez enters his first season as a member of the DSL Rangers coaching staff. The Florida native played baseball at Alabama State University from 2012-16 and was a member of the first-ever conference championship-winning team in school history in 2016. Valdez transitioned to an assistant coach role for the Hornets in 2017 before becoming the Director of Pitching at the Texas Pitching Institute in El Paso, Texas. He spent two years at TPI before taking the same role at Baseball Rebellion in Durham, N.C.

LANCE MILES

HITTING COACH

Miles joined the Texas organization in the summer of 2019 and is in his first full season as a hitting coach for the DSL Rangers. Prior to joining the Rangers, he spent two years as an assistant coach at his alma mater, Sam Houston State University, winning back-to-back conference championships. Miles played for the Bearkats from 2015-17, helping the team to consecutive NCAA Tournament appearances and the 2017 Tallahassee Super Regional. He also played baseball at Kansas State University prior to transferring. A native of The Woodlands, Texas, he graduated from Sam Houston State with a degree in Business.

LUIS SUMOZA

HITTING COACH

Sumoza is in his second season as a hitting coach on the DSL Rangers staff. He played professionally for eight seasons as an outfielder in the Boston and Atlanta organizations. Sumoza began his playing career with the Red Sox in 2005 and batted .253 with 25 home runs and 177 RBI over 414 career minor league games from 2005-10. The Venezuela native played for Rio Grande Valley and Edinburg in the independent North American League in 2012.

ALEXIS INFANTE

COACH

Infante returns for his 18th season as a coach with the DSL Rangers and his 19th overall in the Texas organization. From 2001-02, the Barquisimeto, Venezuela, native also managed the Venezuelan Rangers. Infante played parts of four seasons in the major leagues with Toronto (1987-89) and Atlanta (1990), appearing in 60 total games.

JESUS OVALLES

COACH

Ovalles begins his 12th season as a coach with the DSL Rangers after spending eight years as an international scout for Texas. Prior to becoming a scout, Ovalle had a four-year playing career from 1995-98. He resides in Santiago, Dominican Republic. He and his wife, Rosaylin Dilone De Ovalles, have one son and one daughter.

ROBERTO DE LA ROSA

COACH

De La Rosa begins his fourth season as part of the DSL Rangers staff. He assists with the club's outfielders. The switch-hitter played outfield and shortstop during his playing career.

LUIS ENCARNACION

COACH

Encarnacion is in his fourth season working with the catchers and outfielders in the Dominican. He also coaches first base for the club. Encarnacion started with the club as a bullpen catcher.

PLAYERS

2019 REVIEW

OPPONENTS

RECORDS

DEVELOPMENT

MEDIA

MIGUEL SILVA**ATHLETIC TRAINER**

Silva joined the DSL Rangers medical staff in June 2019. Born and raised in San Diego, he attended San Diego State University, where he earned a bachelor's degree in Athletic Training with a minor in Cognitive and Behavioral Neuroscience. He worked closely with San Diego State's football and women's track and field teams during his first year of clinical rotations. After one year in that role, he transitioned to a community college setting, where he worked with 13 different teams including baseball. Upon graduation in 2017, he worked for two years at San Diego City College prior to joining the Rangers.

WILQUIN ORTEGA**ATHLETIC TRAINER**

Ortega joined the DSL Rangers medical staff in 2018 and will serve as an athletic trainer in 2020. The Dominican Republic native earned a degree in physical therapy in 2017. He interned for one year at the Dominican Rehabilitation Association and has 15 years of experience working in fitness.

KEVIN VARITEK**STRENGTH AND CONDITIONING COACH**

Varitek enters his first season as a strength and conditioning coach for the DSL Rangers. In 2019, he served as an assistant strength and conditioning coach for Boston's Rookie-level Gulf Coast League affiliate. The Chicago-area native earned his bachelor's degree in Exercise Science from Florida Gulf Coast University. He also holds a certified strength and conditioning specialist license from the National Strength and Conditioning Association (NSCA).

DANNY MENDOZA**STRENGTH AND CONDITIONING COACH**

Mendoza enters his second season as a strength and conditioning coach for the DSL Rangers. The Venezuela native has five years of experience in physical therapy and strength and conditioning. He has also worked for a pair of Venezuelan Winter League clubs: Leones del Caracas and Caribes de Anzoategui.

EDUARDO THOMAS**PEAK PERFORMANCE COACH**

Thomas begins his 13th season as a peak performance/strength and conditioning coach for the DSL Rangers. He has been with the Texas organization since 2003, primarily as a scout in Panama, and will continue his responsibilities in that area on a part-time basis. Thomas resides in Panama City.

JOSE VARGAS**MANAGER, D.R. OPERATIONS**

Vargas enters his fifth season in Texas organization and first as Manager, Dominican Republic Operations after serving four years as an international operations assistant. He spent three years working for the Arias and Goodman Sports Agency from 2013-15, where he ran the day-to-day operations of the agency's academy in the Dominican Republic. Vargas graduated from William Paterson University in New Jersey with a degree in communications. He played basketball and football at Cardinal McArrick High School in South Amboy, N.J.

ANGEL JIMENEZ**ASSISTANT, INTERNATIONAL OPERATIONS**

Jimenez enters his second season as an Assistant, International Operations after being hired in November 2018. Prior to becoming full-time, he completed a three-month internship with the organization in 2018, and graduated from law school in Venezuela the same year. Jimenez is married and has a daughter.

ANDRE PARK**MANAGER, INTL PLAYER PERSONNEL**

Park is in his first season with the Texas organization as Manager, International Player Personnel. He joins the Rangers after spending three years with the Los Angeles Dodgers from 2017-19. Park began his tenure with the Dodgers as a video intern in baseball operations before a promotion to International Coordinator, Player Personnel in November 2017. Prior to his time with the Dodgers, he served as the international scouting director for the LG Twins of the Korea Baseball Organization from 2012-2016. He also spent time as a Houston Astros area scout in Korea and Asia, and worked as a reporter for the OSEN Media Group in Seoul, South Korea from 2009-11.

The South Korea native graduated from Sung Kyun Kwan University in 2008 and attended Kwang Ju Je-il High School, which has produced multiple big leaguers.

MARLENIS ALEJO**ASSISTANT,
D.R. COMPLEX**

2019 DOMINICAN SUMMER LEAGUE RANGERS (ROOKIE) STATISTICS

55-15, 1st, 9.0 GA (DSL North Division) Lost to DSL Royals1, 2-1, in Semifinals

FRONT OFFICE
COACHES

BATTERS	AVG	G	AB	R	H	TB	2B	3B	HR	RBI	BB	IBB	SO	SB	CS	OBP	SLG	OPS	SF	SAC	HBP	DP
Luisangel Acuna	.342	51	202	61	69	92	11	3	29	34	0	26	17	6	438	.455	.893	2	0	2	4	
Angel Baptista	.257	42	140	35	36	49	7	3	18	30	0	25	12	2	402	.350	.752	0	1	4	2	
Michael Chirinos*	.289	53	194	38	56	74	7	3	45	25	0	9	11	19	4	.354	.881	12	0	2	6	
Leandro Gonzalez	.447	15	57	10	0	0	0	0	0	0	2	0	9	1	0	.222	.477	.289	0	0	0	0
Robert Gonzalez	.300	39	130	36	39	66	12	3	3	25	31	0	35	6	0	.460	.508	.947	2	0	3	0
Joiquer Guacare	.412	5	17	2	7	11	0	2	0	2	0	2	1	0	474	.647	1.121	0	0	0	0	0
Jose Guardo	.073	15	41	5	3	3	0	0	0	2	5	0	13	0	1	.255	.073	.328	0	1	5	0
Jember Gutierrez	.246	19	69	10	17	20	3	0	0	6	9	0	10	7	2	.354	.290	.644	1	0	3	2
Romier Lascarr*	.281	58	199	49	56	80	6	6	2	32	51	0	33	9	4	.437	.402	.839	0	0	4	3
Brandon Linares	.228	52	180	26	41	59	8	2	28	24	0	44	2	1	325	.328	.653	4	1	4	2	
Daniel Mateo	.294	41	143	25	42	54	6	3	4	3	0	24	13	0	28	.414	.389	.736	8	0	3	7
Edilberto Mendoza*	.234	44	141	37	33	52	9	2	2	20	43	0	29	2	1	.422	.369	.791	3	0	5	0
Jesus Moreno	.410	11	39	6	16	24	5	0	1	10	2	0	6	0	0	.442	.615	1.057	1	0	1	0
Efreny Narvaez	.225	33	102	20	23	29	4	1	0	16	25	0	20	0	1	.386	.284	.671	2	1	3	3
Cesar Ortega*	.311	13	45	11	14	15	1	0	0	12	7	0	7	2	0	.436	.333	.770	0	1	3	0
Junior Paniagua	.251	46	179	29	45	59	4	2	2	26	26	0	27	4	1	.349	.330	.679	4	1	3	3
Rethyll Perroez*	.550	10	182	38	46	68	6	5	2	29	34	0	41	6	1	.665	.734	.739	3	2	0	2
Jose Rodriguez	.245	57	212	37	57	72	2	3	4	3	0	0	35	0	0	.359	.378	.698	8	0	0	1
Jose Rodriguez	.000	2	4	1	0	0	0	0	0	0	0	0	0	0	0	.429	.000	.429	0	0	0	1
Abraham Zambrano	.203	24	69	12	14	17	0	0	1	9	13	0	20	1	1	.333	.246	.580	1	1	1	1
Team Total	.265	70	2303	479	610	845	98	34	23	378	418	0	420	103	30	.383	.367	.750	46	9	50	37

PLAYERS
2019 REVIEW

PITCHERS	W-L	ERA	G	GS	CG	SV	IP	H	R	ER	HR	HB	BB	SO	SB	KP	WP	BF	WHIP	H9	HR9	BBS	SO9
Oscar Abreu	2-1	2.97	14	4	0	3	39.1	32	15	13	1	1	12	39	0	6	157	1.119	7.3	0.2	2.7	8.9	
Kelvin Bautista*	1-0	1.57	11	0	0	3	23.0	14	4	4	1	2	9	13	0	3	89	1.000	5.5	0.4	3.5	14.5	
Martin Butierrez	2-3	4.19	12	25	0	0	42.0	46	13	13	0	5	14	59	0	7	241	3.098	6.6	0.2	1.8	8.6	
Samuel Burgos	2-1	3.21	14	0	0	2	28.0	25	13	10	2	2	8	19	0	3	116	1.179	8.0	0.6	2.6	6.1	
Ry Castro	4-0	2.02	9	7	0	0	35.2	23	9	8	0	2	15	28	0	3	147	1.065	5.8	0.0	3.8	7.1	
Yangel De La Cruz	3-0	5.40	14	0	0	3	25.0	22	17	15	1	1	15	20	0	7	113	1.480	7.9	0.4	5.4	7.2	
Elian Ferreira	4-3	3.93	12	12	0	0	55.0	64	30	24	1	1	19	52	0	7	237	1.509	10.5	0.2	3.1	8.5	
Orceli Gomez	5-3	2.50	11	11	0	0	50.1	50	19	14	0	5	11	36	0	6	210	1.212	8.9	0.0	2.0	6.4	
Stanley Guzman	0-1	4.50	7	0	0	1	10.0	10	5	5	1	2	2	12	0	2	43	1.200	9.0	0.9	1.8	10.8	
Jermis Herrera	4-0	2.11	11	0	0	0	42.0	28	9	9	1	2	9	44	1	7	151	1.045	6.6	0.2	2.1	10.8	
Eudrys Manon	2-0	3.77	13	0	0	2	22.2	12	10	0	2	12	32	1	6	104	1.588	9.0	0.0	4.8	12.7		
Emmy Morel*	7-1	2.20	9	9	0	0	49.0	48	15	12	2	0	6	44	0	1	196	1.102	8.8	0.4	1.1	8.1	
Carlos Naveda	0-2	8.00	3	2	0	0	9.0	12	11	8	1	3	1	0	0	4	43	1.667	12.0	1.0	3.0	10.0	
Deret Parra	1-0	2.45	4	2	0	0	11.0	7	3	3	0	4	4	13	0	2	43	1.000	5.7	0.8	3.3	10.6	
Luis Paulino*	4-0	1.33	14	0	0	4	27.0	19	4	4	1	2	10	30	1	1	107	1.074	6.3	0.3	3.3	10.0	
Jhon Ramon*	0-0	1.84	11	0	0	0	14.2	13	4	3	1	0	7	14	0	2	62	1.364	8.0	0.6	4.3	8.6	
Moises Rodriguez	0-0	6.75	4	0	0	0	6.2	7	5	5	1	0	7	1	0	2	30	1.800	9.5	1.4	6.8	9.5	
Heitor Rovain	1-0	12.11	10	0	0	0	10.1	14	11	4	1	2	22	7	0	9	42	3.097	8.7	0.9	19.2	6.1	
Manuel Santiago*	4-0	1.93	6	6	0	0	32.2	25	10	7	1	0	3	38	0	1	128	0.857	6.9	0.3	0.8	10.5	
Darel Torres	3-0	0.81	8	0	0	2	22.1	11	2	2	0	1	10	29	0	3	88	0.940	4.4	0.0	4.0	11.7	
Jose Viola	0-0	3.00	6	0	0	0	15.0	11	5	5	0	0	7	19	0	1	61	1.200	6.6	0.0	4.2	11.4	
Jhan Zambrano	3-0	2.10	6	5	0	0	30.0	27	8	7	2	1	7	21	0	3	119	1.133	8.1	0.6	2.1	6.3	
Team Total	55-15	2.84	70	70	0	23	617.0	526	227	195	19	23	212	612	3	80	2549	1.196	7.7	0.3	3.1	8.9	

2019 DOMINICAN SUMMER LEAGUE RANGERS (ROOKIE) STATISTICS


30-41, 7th, 15.0 GA (DSL San Pedro Division)

OPPONENTS
RECORDS
DEVELOPMENT
MEDIA


BATTERS	AVG	G	AB	R	H	TB	2B	3B	HR	RBI	BB	IBB	SO	SB	CS	OBP	SLG	OPS	SF	SAC	HBP	DP
Zeremia Almonte#	.247	56	198	25	49	63	6	1	2	25	30	2	49	7	2	.347	.318	.666	5	0	3	3
Jon Bannister#	.300	2	10	2	3	3	0	0	0	0	0	1	0	0	0	.300	.300	.600	0	0	0	0
Reyber Bermudez	.136	20	59	7	8	12	2	1	0	4	15	0	15	1	0	.346	.203	.550	0	2	4	2
Juan Bidau	.247	46	154	22	38	56	4	4	2	16	25	2	21	5	1	.357	.364	.720	3	1	3	4
Darlin De La Rosa	.159	23	69	12	11	21	2	1	2	11	11	0	31	1	0	.341	.304	.645	2	0	9	0
Allison Del Orbea	.295	41	132	26	39	71	12	4	4	23	24	0	36	2	1	.411	.538	.949	3	1	4	0
Danny Dullard*	.247	49	232	48	62	103	8	0	7	30	33	0	43	2	2	.412	.432	.844	0	0	0	0
Luis Feliz	.235	43	162	19	38	60	8	4	2	12	13	0	53	4	1	.306	.370	.676	1	0	4	1
Robert Gonzalez	.188	13	32	9	6	10	2	1	0	1	12	0	14	2	0	.458	.313	.771	0	0	4	0
Joiquer Guacare	.236	19	72	10	17	21	0	0	0	7	13	0	15	0	3	.368	.292	.659	0	0	2	1
Jose Guardo	.324	11	34	4	11	14	3	0	1	4	5	0	9	1	1	.467	.412	.878	1	0	5	0
Jember Gutierrez	.189	42	158	17	45	61	11	1	1	27	23	11	15	0	0	.380	.386	.766	6	0	5	6
Frankely Hurtado	.245	41	114	27	17	20	0	0	1	9	23	0	52	5	1	.319	.175	.495	1	1	6	0
Johan Lopez	.228	59	206	38	47	71	11	2	3	19	31	0	55	16	6	.360	.345	.705	4	1	2	0
John Mejia	.204	50																				



DOMINICAN REPUBLIC COMPLEX



The state-of-the-art facility, located in Boca Chica, is the new home for the organization's international baseball program. The Academy encompasses nearly 24 acres and includes an 18,500 square foot clubhouse with 100 player lockers, large training areas, and a 30,000 square foot dormitory complete with 125 beds, classrooms, and dining facilities. Groundbreaking for the Academy took place on Sept. 21, 2017, and the facility opened on Aug. 30, 2019.



DRAFT HISTORY

TEXAS ALL-TIME TOP SELECTIONS IN MLB JUNE DRAFT

YEAR	PICK #	NAME/POS.	H.S./COLLEGE/HOMETOWN	YEAR	PICK #	NAME/POS.	H.S./COLLEGE/HOMETOWN
1972	4	Roy Howell, 3B	Lompoc H.S./Lompoc, CA	1996	18	R.A. Dickey, RHP	Univ. of Tennessee/Nashville, TN
1973	1	David Clyde, LHP	Westchester H.S./Houston, TX	1997##	39	Carlos Romano, 3B	Hillsborough H.S./Tampa, FL
1974	2	Tommy Boggs, RHP	Lanier H.S./Austin, TX	1998	10	Jason Pena, 1B	Northeastern University/Haverhill, MA
1975	17	Jim Gideon, RHP	University of Texas/Houston, TX	1999###	38	Colby Lewis, RHP	Bakersfield CC/Bakersfield, CA
1976	12	William Simpson, OF	Lakewood H.S./Lakewood, CA	2000	25	Scott Heard, C	Rancho Bernardo H.S./San Diego, CA
1977	9	Dave Hilner, SS	Howell H.S./Howell, MI	2001	5	Mark Teixeira, INF/OF	Georgia Tech Univ./Sevens Park, MD
1978*	20 (2nd)	Arnos Lewis, IF	Astronaut H.S./Mims, FL	2002	10	Drew Meyer, INF	South Carolina Univ./Charleston, SC
1979	17	Jerry Don Gleaton, LHP	University of Texas/Brownwood, TX	2003	9	John Danks, LHP	Round Rock H.S./Round Rock, TX
1980	14	Tim Maki, RHP	Carroll H.S./Humbleton, IN	2004	10	Thomas Diamond, RHP	Univ. of New Orleans/New Orleans, LA
1981	9	Ron Darling, RHP	Yale University/Milbury, MA	2005	19	John Mayberry Jr., OF	Stanford University/Kansas City, MO
1982**	16 (2nd)	Mike Rubel, 1B	Cal State Fullerton/Anaheim, CA	2006	12	Casey Kiker, LHP	Russell County H.S./Seale, VA
1983	3	Jeff Kunkel, SS	Rider College/Leonardo, CA	2007	17	Blake Beavan, RHP	Irving H.S./Irving, TX
1984	12	Oddie McDowell, OF	Arizona State Univ./Hollywood, FL	2008	11	Justin Smoak, 1B	Univ. of South Carolina/Goose Creek, SC
1985	3	Bobby Witt, RHP	Univ. of Oklahoma/Canton, MA	2009	14	Matthew Purke, LHP	Klein H.S./Klein, TX
1986	4	Kevin Brown, RHP	Georgia Tech Univ./McIntyre, GA	2010	15	Jake Skole, OF	Blessed Trinity H.S./Roswell, GA
1987	19	Brian Bohanon, LHP	North Shore H.S./Houston, TX	2011	39	Kevin Matthews, LHP	Richmond Hill H.S./Richmond Hill, GA
1988	6	Monty Fariss, SS	Oklahoma State Univ./Leedey, OK	2012	23	Lewis Brinson, OF	Coral Springs H.S./Coral Springs, FL
1989	5	Donald Harris, OF	Texas Tech University/Waco, TX	2013	23	Alex Gonzalez, RHP	Orl Roberts U./Boca Raton, FL
1990	16	Danny Smith, LHP	Creighton University/Apple Valley, MN	2014	30	Luis Ortiz, RHP	Sanger H.S./Sanger, CA
1991	19	Benji Gil, SS	Chula Vista H.S./San Diego, CA	2015	4	Dillon Tate, RHP	Univ. of California-Santa Barbara/Clearmont, CA
1992	22	Rick Helling, RHP	Stanford University/West Fargo, ND	2016^	30	Cole Ragans, LHP	North Florida Christian H.S./Tallahassee, FL
1993***	30	Mike Bell, C	Moeller H.S./Cincinnati, OH	2017	26	Bubba Thompson, OF	McGill-Toolen H.S./Mobile, AL
1994#	22 (2nd)	Kevin Brown, C	Univ. of Southern Indiana/Winslow, IN	2018	15	Cole Winn, RHP	Orange Lutheran H.S./Newport Beach, CA
1995	7	Jonathan Johnson, RHP	Florida State Univ./Ocala, FL	2019	8	Josh Jung, 3B	Texas Tech University/San Antonio, TX

* First round pick went to Oakland for signing of free agent Mike Jorgensen.

** First round pick went to Boston for signing of free agent Frank Tanana.

*** First round pick went to Toronto for signing of free agent Tom Henke...first selection was a sandwich pick between first and second round.

First round pick went to San Francisco for signing of free agent Will Clark.

First round pick went to New York (AL) for signing of free agent John Wetteland...first selection was a sandwich pick between 1st and 2nd round.

^ First round pick went to Baltimore for signing of free agent Rafael Palmeiro...first selection was a sandwich pick between 1st and 2nd round.

^ First round pick was forfeited for signing of free agent Ian Desmond...first selection was compensatory round pick for the loss of free agent Yovani Gallardo to Baltimore.

RANGERS SELECTIONS IN THE 2019 FIRST-YEAR PLAYER DRAFT (41)

PLAYERS IN BOLD SIGNED OR AGREED TO TERMS (28 OF 41)

Rd.	Name	Pos.	B/T	Ht.	Wt.	DOB	School	Hometown	Scout
1	Josh Jung	3B	R/R	6-2	215	02/12/98	Texas Tech U.	San Antonio, TX	Simpson
CBA	Davis Wendzel	3B	R/R	6-0	205	05/23/97	Baylor (TX) U.	San Clemente, CA	Simpson
2	Ryan Garcia	RHP	R/R	6-0	180	01/24/98	UCLA	Sierra Madre, CA	Guggiana
3	Justin Slaten	RHP	R/R	6-4	197	09/15/97	U. of New Mexico	Longview, TX	Lacey
4	Cody Freeman	SS	R/R	5-10	165	01/05/01	Etiwanda (CA) HS	Rancho Cucamonga, CA	Flores
5	Kellen Strahm	CF	R/R	6-1	215	04/25/97	San Jose State (CA) U.	Eugene, OR	Perry
6	Cody Bradford	LHP	L/L	6-3	195	02/22/98	Baylor (TX) U.	Aledo, TX	Simpson
7	Brandon Sproat	RHP	R/R	6-2	175	09/17/00	Pace (FL) HS	Pace, FL	Morrison
8	John Matthews	RHP	R/R	6-1	190	01/21/98	Kent State (OH) U.	Punxsutawney, PA	Collias
9	Zak Kent	RHP	R/R	6-3	205	02/24/98	Virginia Military Institute	Heathsville, VA	Matthews
10	Joe Corbett	RHP	R/R	6-5	230	10/12/96	West Texas A&M	Edmond, OK	Simpson
11	Nicholas Lockhart	RHP	R/R	6-6	210	02/12/01	Woodgrove (VA) HS	Purcellville, VA	Matthews
12	Gavin Collyer	RHP	R/R	6-1	150	05/12/01	Mountain View (GA) HS	Burford, GA	Tucker
13	Ben Anderson	RHP	R/R	6-4	200	05/02/98	SUNY-Binghamton	Rexford, NY	Sakurayama
14	Adam Berghorst	RHP	R/R	6-7	260	10/04/00	Zeeland East (MI) HS	Zeeland, MI	Collias
15	Randon Hostert	RHP	R/R	6-6	200	03/29/01	Bonnevillle (ID) HS	Idaho Falls, ID	McGraw
16	Triston Polley	LHP	L/L	6-0	190	12/20/96	Indiana State U.	Avon, IN	Medici
17	Connor Houstley	RHP	L/R	6-4	175	08/18/01	Sandy Creek (GA) HS	Tyrone, GA	Tucker
18	Marc Church	RHP	R/R	6-3	190	03/30/01	North Atlanta (GA) HS	Atlanta, GA	Tucker
19	Blaine Crim	1B	R/R	5-11	200	06/17/97	Mississippi College	Mobile, AL	Morrison
20	Ken Turner	RHP	R/R	6-5	190	02/22/01	Ledyard (CT) HS	Ledyard, CT	Sakurayama
21	Jake Hamilton	RHP	R/R	6-4	200	11/09/98	Rose State (OK) Col.	Durant, OK	Simpson
22	Cameron Wagoner	RHP	R/R	6-5	185	06/21/01	Tecumseh (MI) HS	Tecumseh, MI	Collias
23	Ross Carver	RHP	R/R	6-2	188	08/27/99	Crowder (MO) Col.	Benton, AR	Simpson
24	Luke Schiltz	RHP	R/R	6-5	200	07/02/00	Stoneman Douglas (FL) HS	Cartersville, GA	Terracuso
25	Raphael Pelletier	C	L/R	5-11	160	11/28/01	Edouard Montpetit (QC) HS	Mascouche, Q.C.	Sakurayama
26	Cory Stone	LHP	L/L	6-2	195	12/27/98	Walters State (TN) CC	Prosperity, SC	Tucker
27	Mason Cole	RHP	R/R	6-6	200	12/04/97	Texas A&M U.	Round Rock, TX	Taylor
28	Jake Hoover	SS	R/R	6-0	180	07/11/97	Hillsdale (MI) Col.	Armada, MI	Collias
29	Eli Saul	RHP	L/R	6-5	215	08/16/01	Prince of Wales (BC) HS	Vancouver, B.C.	McGraw
30	Anthony Hoopii-Tuionetoa	RHP	R/R	6-2	190	08/11/00	Pierce (WA) Col.	Waiuku, HI	McGraw
31	Hunter Bryan	SS	R/R	6-0	195	04/22/01	Redwood (CA) HS	Visalia, CA	Perry
32	Michael Brewer	RHP	R/R	6-5	215	08/08/00	Hillsboro (MO) HS	Hillsboro, MO	Smith
33	Spencer Yraz	RHP	R/R	6-0	245	05/05/98	Miami (OH) U.	Middleburg Heights, OH	Collias
34	Nicholas Yoder	RHP	R/R	6-6	190	03/03/99	Rowan (NJ) Col. Gloucester County	Blackwood, NJ	Sakurayama
35	Leon Hunter	RHP	R/R	6-3	230	03/17/97	North Carolina A&T	Garner, NC	Heafner
36	Donovan Benoit	RHP	R/R	6-4	195	01/22/99	Santa Fe (FL) CC	Pensacola, FL	Campbell
37	Thomas Farr	RHP	R/R	6-1	200	04/29/99	Northwest Florida State	Tyrone, GA	Morrison
38	Jamarcus Lang	RHP	R/R	6-2	170	10/19/98	Enterprise State (AL) JC	Hattiesburg, MS	Morrison
39	Adrian Rodriguez	RHP	R/R	6-5	190	05/18/01	Florida Virtual School	Yonkers, NY	Sakurayama
40	Tyler Myrick	RHP	R/R	6-0	191	06/25/98	Florida International U.	Lake City, FL	Terracuso

AFFILIATE HISTORY

Year	AAA	AA	High-A	Low-A	Short-A	Rookie
2020	Nashville	Frisco	Down East	Hickory	Spokane	AZL Rangers, DSL Rangers1, DSL Rangers2
2019	Nashville	Frisco	Down East	Hickory	Spokane	AZL Rangers, DSL Rangers1, DSL Rangers2
2018	Round Rock	Frisco	Down East	Hickory	Spokane	AZL Rangers, DSL Rangers1, DSL Rangers2
2017	Round Rock	Frisco	Down East	Hickory	Spokane	AZL Rangers, DSL Rangers1, DSL Rangers2
2016	Round Rock	Frisco	High Desert	Hickory	Spokane	AZL Rangers, DSL Rangers1, DSL Rangers2
2015	Round Rock	Frisco	High Desert	Hickory	Spokane	AZL Rangers, DSL Rangers1, DSL Rangers2
2014	Round Rock	Frisco	Myrtle Beach	Hickory	Spokane	AZL Rangers, DSL Rangers1, DSL Rangers2
2013	Round Rock	Frisco	Myrtle Beach	Hickory	Spokane	AZL Rangers, DSL Rangers
2012	Round Rock	Frisco	Myrtle Beach	Hickory	Spokane	AZL Rangers, DSL Rangers
2011	Round Rock	Frisco	Myrtle Beach	Hickory	Spokane	AZL Rangers, DSL Rangers
2010	Oklahoma City	Frisco	Bakersfield	Hickory	Spokane	AZL Rangers, DSL Rangers
2009	Oklahoma City	Frisco	Bakersfield	Hickory	Spokane	AZL Rangers, DSL Rangers1, DSL Rangers2
2008	Oklahoma	Frisco	Bakersfield	Clinton	Spokane	AZL Rangers, DSL Rangers1, DSL Rangers2
2007	Oklahoma	Frisco	Bakersfield	Clinton	Spokane	AZL Rangers, DSL Rangers
2006	Oklahoma	Frisco	Bakersfield	Clinton	Spokane	AZL Rangers, DSL Rangers
2005	Oklahoma	Frisco	Bakersfield	Clinton	Spokane	AZL Rangers, DSL Rangers
2004	Oklahoma	Frisco	Stockton	Clinton	Spokane	AZL Rangers, DSL Rangers
2003	Oklahoma	Frisco	Stockton	Clinton	Spokane	AZL Rangers, DSL Rangers
2002	Oklahoma	Tulsa	Port Charlotte	Savannah		Pulaski, GCL Rangers, DSL Rangers
2001	Oklahoma	Tulsa	Port Charlotte	Savannah		Pulaski, GCL Rangers, DSL Rangers
2000	Oklahoma	Tulsa	Port Charlotte	Savannah		Pulaski, GCL Rangers, DSL Rangers
1999	Oklahoma	Tulsa	Port Charlotte	Savannah		Pulaski, GCL Rangers, DSL Rangers
1998	Oklahoma	Tulsa	Port Charlotte	Savannah		Pulaski, GCL Rangers, DSL Rangers
1997	Oklahoma City	Tulsa	Port Charlotte			Pulaski, GCL Rangers, DSL Rangers1, DSL Rangers2
1996	Oklahoma City	Tulsa	Port Charlotte	Charleston		GCL Rangers, DSL Rangers
1995	Oklahoma City	Tulsa	Port Charlotte	Charleston	Hudson Valley	GCL Rangers, DSL Rangers
1994	Oklahoma City	Tulsa	Port Charlotte	Charleston	Hudson Valley	GCL Rangers, DSL Rangers/Braves
1993	Oklahoma City	Tulsa	Port Charlotte	Charleston	Erie	GCL Rangers, DSL Rangers/Cubs
1992	Oklahoma City	Tulsa	Port Charlotte	Gastonia		Butte, GCL Rangers, DSL Rangers/Marlins
1991	Oklahoma City	Tulsa	Port Charlotte	Gastonia		Butte, GCL Rangers
1990	Oklahoma City	Tulsa	Port Charlotte	Gastonia		Butte, GCL Rangers
1989	Oklahoma City	Tulsa	Port Charlotte, Gastonia			Butte, GCL Rangers
1988	Oklahoma City	Tulsa	Port Charlotte, Gastonia			Butte, GCL Rangers
1987	Oklahoma City	Tulsa	Port Charlotte, Gastonia			GCL Rangers
1986	Oklahoma City	Tulsa	Salem, Daytona Beach			GCL Rangers
1985	Oklahoma City	Tulsa	Salem, Burlington			GCL Rangers
1984	Oklahoma City	Tulsa	Salem, Burlington		Tri-Cities	GCL Rangers
1983	Oklahoma City	Tulsa	Burlington		Tri-Cities	GCL Rangers
1982	Denver	Tulsa	Burlington			GCL Rangers
1981	Wichita	Tulsa	Asheville			GCL Rangers
1980	Charleston	Tulsa	Asheville			GCL Rangers
1979	Tucson	Tulsa	Asheville			GCL Rangers
1978	Tucson	Tulsa	Asheville			GCL Rangers
1977	Tucson	Tulsa	Asheville			GCL Rangers
1976	Sacramento	San Antonio	Asheville			GCL Rangers
1975	Spokane	Pittsfield		Lynchburg, Anderson		GCL Rangers
1974	Spokane	Pittsfield		Gastonia		GCL Rangers
1973	Spokane	Pittsfield		Gastonia		GCL Rangers
1972	Denver	Pittsfield		Greenville, Burlington	Geneva	GCL Rangers

LEAGUE CHAMPIONSHIPS

AAA: Oklahoma City/American Association (1996); Oklahoma City/American Association (1992); Spokane/Pacific Coast (1974); Spokane/Pacific Coast (1973)

AA: Frisco/Texas (2004); Tulsa/Texas (1998); Tulsa/Texas (1988); Tulsa/Texas (1982)

High-A: Down East/Carolina (2017); High Desert/California (2016); Port Charlotte/Florida State (2002); Port Charlotte/Florida State (1989)

Low-A: Hickory/South Atlantic (2015); Gastonia/Western Carolinas (1974)

Short-A: Spokane/Northwest (2008); Spokane/Northwest (2005); Spokane/Northwest (2003); Tri-Cities/Northwest (1984)

Rookie: AZL Rangers/Arizona (2019); DSL Rangers1/Dominican (2014); DSL Rangers/Dominican (2013); AZL Rangers/Arizona (2012); GCL Rangers/Gulf Coast (2000); GCL Rangers/Gulf Coast (1998); GCL Rangers/Gulf Coast (1993); GCL Rangers/Gulf Coast (1978); GCL Rangers/Gulf Coast (1976); GCL Rangers/Gulf Coast (1975); GCL Rangers/Gulf Coast (1973)

TEXAS ALL-TIME MINOR LEAGUE RECORDS

BATTING RECORDS

Highest Batting Average	*.391	Rob Maurer, Butte, 1988
Full Season Team	*.369	Dan Murphy, Asheville, 1981
Most Games	*144	Scott Coolbaugh, Oklahoma City, 1989
Most Hits	*194	Pat Putnam, Asheville, 1976
Most Doubles	*51	Mike Lamb, Tulsa, 1999
	51	Ian Kinsler, Clinton-Frisco, 2004
Most Triples	*18	Bob Brower, Okla. City, 1985
Most Home Runs	42	Joey Gallo, Frisco/Myrtle Beach, 2014
Most Runs Batted In	*142	Pat Putnam, Asheville, 1976
Most Runs	*141	Billy Sample, Tucson, 1978
Most Bases on Balls	*122	Mike Hart, Tucson, 1979
Most Strikeouts	*191	Lewis Brinson, Hickory, 2013
Most Stolen Bases	*82	Greg Jemison, Asheville, 1977

PITCHING RECORDS

Most Victories	19	Gerald Alexander, Charlotte-OKC, 1990
Most Losses	*19	Mike Griffin, Tulsa, 1978
Most Saves	38	Kerry Lacy, Charleston-Charlotte, 1993
	*38	R.A. Dickey, Charlotte, 1998
Most Innings	212.0	Larry McCall, Tucson, 1979
Most Strikeouts	*205	Rick Helling, Tulsa-OKC, 1993
Most Games	*66	Steve Lankard, Charlotte, 1987
Lowest ERA	*0.59	Clint Brannon, Spokane, 2004

(Based on League Qualifiers)

*Led league

Day	Date	Nashville (AAA)	Frisco (AA)	Down East (High-A)	Hickory (Low-A)	Spokane (Short-A)	AZ, Rangers (Rookie)	Date
THU	April 9	vs. Iowa, 6:35 PM	at Tulsa, 7:00 PM	vs. Frederickburg, 7:00 PM	at West Virginia, 7:05 PM			THU
FR	April 10	vs. Iowa, 6:35 PM	at Tulsa, 7:00 PM	vs. Frederickburg, 7:00 PM	at West Virginia, 7:05 PM			FR
SAT	April 13	vs. Iowa, 6:35 PM	at Tulsa, 7:00 PM	vs. Frederickburg, 6:00 PM	at West Virginia, 2:45 PM		Opening Day is June 23	SAT
MON	April 13	vs. Iowa, 6:35 PM	at Arkansas, 7:10 PM	vs. Fayetteville, 5:00 PM	at Charleston, 7:05 PM			MON
TUE	April 14	at Oklahoma City, 7:05 PM	at Arkansas, 7:10 PM	vs. Fayetteville, TBD	at Charleston, 7:05 PM			TUE
THU	April 16	at Oklahoma City, 7:05 PM	at Oklahoma City, 7:05 PM	at Winston-Salem, TBD	at Lexington, TBD			THU
FR	April 17	at Wichita, 7:05 PM	vs. Tulsa, 7:05 PM	at Winston-Salem, TBD	at Lexington, TBD			FR
SUN	April 19	at Wichita, 6:05 PM	vs. Tulsa, 7:05 PM	at Winston-Salem, TBD	vs. Lexington, TBD			SUN
MON	April 20	at Wichita, 11:05 AM	vs. Arkansas, 4:05 PM	at Winston-Salem, TBD	vs. Lexington, TBD			MON
THU	April 21	vs. Oklahoma City, 6:35 PM	at Wichita, 11:05 AM	vs. Lynchburg, 7:00 PM	vs. Columbia, TBD			THU
FRI	April 21	vs. Oklahoma City, 6:35 PM	vs. Arkansas, 7:05 PM	vs. Lynchburg, 7:00 PM	vs. Columbia, TBD			FRI
THU	April 23	vs. Oklahoma City, 6:35 PM	vs. Corpus Christi, 7:05 PM	at Carolina, 7:00 PM	at Delmarva, 7:05 PM			THU
FR	April 24	vs. Wichita, 6:35 PM	vs. Corpus Christi, 7:05 PM	at Carolina, 7:00 PM	at Delmarva, 7:05 PM			FR
SUN	April 24	vs. Wichita, 6:35 PM	vs. Corpus Christi, 4:05 PM	at Carolina, 2:00 PM	at Delmarva, 2:45 PM			SUN
MON	April 27	at Iowa, 6:35 PM	OFF	OFF	vs. Charleston, TBD			MON
TUE	April 27	at Iowa, 6:35 PM	at Midland, 11:00 AM	vs. Salem, 7:05 PM	vs. Charleston, TBD			TUE
WED	April 29	at Iowa, 6:35 PM	at Midland, 11:00 AM	vs. Salem, 7:00 PM	vs. Charleston, TBD			WED
THU	April 30	at Iowa, 6:35 PM	at Midland, 7:00 PM	at Lynchburg, 7:00 PM	vs. Augusta, TBD			THU
FRI	May 1	at Iowa, 7:05 PM	at Corpus Christi, 3:05 PM	at Lynchburg, 7:00 PM	vs. Augusta, TBD			FRI
SUN	May 1	at Iowa, 7:05 PM	at Corpus Christi, 3:05 PM	at Lynchburg, 2:00 PM	vs. Augusta, TBD			SUN
SUN	May 3	at Iowa, 1:05 PM	at Corpus Christi, 10:05 AM	at Lynchburg, 2:00 PM	vs. Augusta, TBD			SUN
MON	May 4	vs. San Antonio, 6:35 PM	at Corpus Christi, 3:05 AM	vs. Fayetteville, 7:00 PM	OFF			MON
TUE	May 4	vs. San Antonio, 6:35 PM	at Corpus Christi, 3:05 AM	vs. Fayetteville, 7:00 PM	OFF			TUE
WED	May 6	vs. San Antonio, 6:35 PM	vs. Midland, 11:05 AM	vs. Fayetteville, 11:00 AM	at Lexington, 10:35 AM			WED
THU	May 7	vs. San Antonio, 6:35 PM	vs. Midland, 7:05 PM	vs. Fayetteville, 7:00 PM	at Lexington, 7:05 PM			THU
FRI	May 7	vs. San Antonio, 6:35 PM	vs. Midland, 7:05 PM	vs. Fayetteville, 7:00 PM	at Lexington, 7:05 PM			FRI
SAT	May 8	vs. Round Rock, 6:35 PM	at Amarillo, 7:05 PM	at Amarillo, 7:05 PM	at Roma, 6:30 PM			SAT
SUN	May 9	vs. Round Rock, 6:35 PM	at Amarillo, 7:05 PM	at Amarillo, 7:05 PM	at Roma, 2:00 PM			SUN
MON	May 10	vs. Round Rock, 2:05 PM	at Amarillo, 1:05 PM	OFF	at Roma, 2:00 PM			MON
TUE	May 11	vs. Round Rock, 6:35 PM	vs. Midland, 7:05 PM	OFF	vs. Delmarva, TBD			TUE
WED	May 13	at Omaha, 6:35 PM	vs. Midland, 7:05 PM	at Myrtle Beach, TBD	vs. Delmarva, TBD			WED
THU	May 14	at Omaha, 6:35 PM	vs. Midland, 7:05 PM	at Myrtle Beach, TBD	vs. Delmarva, TBD			THU
FRI	May 15	at Omaha, 6:35 PM	vs. Amarillo, 7:05 PM	vs. Wilmington, 7:00 PM	vs. West Virginia, TBD			FRI
SAT	May 16	vs. Memphis, 6:35 PM	vs. Amarillo, 7:05 PM	vs. Wilmington, 7:00 PM	vs. West Virginia, TBD			SAT
SUN	May 17	vs. Memphis, 2:05 PM	vs. Amarillo, 4:05 PM	vs. Carolina, 7:00 PM	vs. West Virginia, TBD			SUN
MON	May 19	OFF	at Tulsa, 11:00 AM	vs. Carolina, 7:00 PM	vs. West Virginia, TBD			MON
TUE	May 19	vs. Memphis, 6:35 PM	at Tulsa, 11:00 AM	vs. Carolina, 7:00 PM	vs. West Virginia, TBD			TUE
WED	May 20	vs. Oklahoma City, 6:35 PM	at Tulsa, 7:00 PM	at Tulsa, 7:00 PM	at Greenboro, 7:00 PM			WED
THU	May 21	vs. Oklahoma City, 6:35 PM	at Tulsa, 7:00 PM	at Tulsa, 7:00 PM	at Greenboro, 7:00 PM			THU
FRI	May 21	vs. Oklahoma City, 6:35 PM	at Springfield, 6:10 PM	at Salem, 6:05 PM	at Greenboro, 7:00 PM			FRI
SAT	May 23	vs. Oklahoma City, 6:35 PM	at Springfield, 6:10 PM	at Salem, 6:05 PM	at Kennesaw, 7:00 PM			SAT
SUN	May 24	vs. Oklahoma City, 6:35 PM	at Springfield, 6:10 PM	at Salem, 4:05 PM	at Kennesaw, 7:00 PM			SUN
TUE	May 25	at Memphis, 6:35 PM	vs. Tulsa, 7:05 PM	vs. Frederick, 7:00 PM	vs. Augusta, TBD			TUE
WED	May 27	at Memphis, 6:35 PM	vs. Tulsa, 7:05 PM	vs. Frederick, 7:00 PM	vs. Augusta, TBD			WED
THU	May 27	at Memphis, 6:35 PM	vs. Tulsa, 7:05 PM	vs. Frederick, 7:00 PM	vs. Augusta, TBD			THU
FRI	May 29	at Memphis, 1:05 PM	vs. Springfield, 7:05 PM	at Fayetteville, 7:00 PM	at Lexington, 7:05 PM			FRI
SAT	May 30	at Wichita, 6:05 PM	vs. Springfield, 7:05 PM	at Fayetteville, 5:00 PM	at Lexington, 6:35 PM			SAT
SUN	May 31	at Wichita, 1:05 PM	vs. Springfield, 4:05 PM	at Fayetteville, 4:00 PM	at Lexington, 2:05 PM			SUN
MON	June 1	vs. Fresno, 7:05 PM	vs. Amarillo, 7:05 PM	at Amarillo, 7:05 PM	at Lexington, 2:05 PM			MON
TUE	June 2	vs. Fresno, 7:05 PM	vs. Amarillo, 7:05 PM	at Amarillo, 7:05 PM	at Lakewood, 7:05 PM			TUE
WED	June 3	at Round Rock, 7:05 PM	vs. Sacramento, 7:05 PM	at Amarillo, 7:05 PM	at Lakewood, 7:05 PM			WED
THU	June 4	at Round Rock, 7:05 PM	vs. Sacramento, 7:05 PM	at Amarillo, 7:05 PM	at Lakewood, 7:05 PM			THU
FRI	June 5	at Round Rock, 7:05 PM	vs. Sacramento, 7:05 PM	at Corpus Christi, 3:05 PM	at Greenboro, 7:00 PM			FRI
SAT	June 6	at Round Rock, 6:05 PM	at Midland, 6:05 PM	at Corpus Christi, 3:05 PM	at Greenboro, 7:00 PM			SAT
SUN	June 6	OFF	at Midland, 6:05 PM	at Corpus Christi, 3:05 PM	at Greenboro, 7:00 PM			SUN
MON	June 8	OFF	at Midland, 6:30 PM	at Frederickburg, TBD	vs. Lexington, TBD			MON
TUE	June 9	vs. Fresno, 7:05 PM	at Midland, 6:30 PM	at Frederickburg, TBD	vs. Lexington, TBD			TUE
WED	June 10	vs. Fresno, 7:05 PM	at Amarillo, 7:05 PM	at Frederickburg, TBD	vs. Lexington, TBD			WED
THU	June 10	vs. Sacramento, 7:05 PM	at Amarillo, 7:05 PM	at Fayetteville, 7:00 PM	vs. Hilsboro, 6:00 PM			THU
FRI	June 12	vs. Sacramento, 7:05 PM	vs. Corpus Christi, 7:05 PM	at Fayetteville, 7:00 PM	vs. Hilsboro, 6:30 PM			FRI
SAT	June 13	vs. Sacramento, 7:05 PM	vs. Corpus Christi, 7:05 PM	vs. Carolina, 6:00 PM	vs. Hilsboro, 6:30 PM			SAT
SUN	June 13	vs. Sacramento, 7:05 PM	at Midland, 6:05 PM	vs. Carolina, 6:00 PM	vs. Hilsboro, 6:30 PM			SUN
MON	June 15	vs. Sacramento, 7:05 PM	at Midland, 6:30 PM	at Frederickburg, TBD	vs. Lexington, TBD			MON
TUE	June 16	OFF	at Midland, 6:30 PM	at Frederickburg, TBD	vs. Lexington, TBD			TUE
WED	June 16	vs. Fresno, 6:05 PM	at Amarillo, 7:05 PM	at Frederickburg, TBD	vs. Lexington, TBD			WED
THU	June 16	vs. Sacramento, 7:05 PM	at Amarillo, 7:05 PM	at Frederickburg, TBD	vs. Lexington, TBD			THU
FRI	June 19	at El Paso, 6:05 PM	at Amarillo, 7:05 PM	at Winston-Salem, 7:00 PM	vs. Delmarva, TBD			FRI
SAT	June 20	at Albuquerque, 7:35 PM	at Amarillo, 7:05 PM	at Winston-Salem, 7:00 PM	vs. Delmarva, TBD			SAT
SUN	June 22	at Albuquerque, 7:35 PM	at Amarillo, 1:05 PM	vs. Winston-Salem, 6:00 PM	vs. Delmarva, TBD			SUN
MON	June 22	at Albuquerque, 1:05 PM	OFF	OFF	vs. Delmarva, TBD			MON
WED	June 24	OFF	All-Star Game (Amarillo, TX)	All-Star Game (Lynchburg, VA)	All-Star Game (Rome, GA)			WED
					vs. Padres, 7:00 PM			
					at WVB6 Sox, 7:00 PM			
					vs. Tri-City, 6:30 PM			
					vs. Tri-City, 6:30 PM			

Day	Date	Nashville (AAA)	Frisco (AA)	Down East (High-A)	Hickory (Low-A)	Spokane (Short-A)	AZL Rangers (Rookie)	Date
THU	June 25	vs. Omaha, 7:05 PM	vs. Amarillo, 7:05 PM	at Winston-Salem, TBD	at Charleston, 7:05 PM	vs. Hillsboro, 6:30 PM	at Indians Rd., 7:00 PM	THU
FRI	June 26	vs. Omaha, 7:05 PM	vs. Amarillo, 7:05 PM	at Winston-Salem, TBD	at Winston-Salem, TBD	vs. Hillsboro, 6:30 PM	vs. Brewers Blue, 7:00 PM	FRI
SUN	June 28	vs. Omaha, 6:15 PM	at Midland, 7:05 PM	OFF	at Oklahoma City, 6:05 PM	vs. Hillsboro, 6:30 PM	at Ft. Worth, 7:00 PM	SUN
MON	June 29	vs. Omaha, 7:05 PM	at Midland, 7:05 PM	OFF	vs. West Virginia, TBD	vs. Hillsboro, 6:30 PM	at Ft. Worth, 7:00 PM	MON
TUE	June 30	vs. Round Rock, 7:05 PM	at Midland, 7:05 PM	OFF	vs. West Virginia, TBD	OFF	at Ft. Worth, 7:00 PM	TUE
THU	July 2	vs. Round Rock, 7:05 PM	vs. Corpus Christi, 7:05 PM	vs. Carolina, 7:00 PM	vs. Kannapolis, TBD	at Vancouver, TBD	at Ft. Worth, 7:00 PM	THU
FRI	July 3	vs. Round Rock, 7:05 PM	vs. Corpus Christi, 7:05 PM	vs. Carolina, 7:00 PM	vs. Kannapolis, TBD	at Vancouver, TBD	at Ft. Worth, 7:00 PM	FRI
SUN	July 5	at San Antonio, 6:05 PM	at Amarillo, 6:05 PM	vs. Salem, 2:00 PM	at Columbia, 5:05 PM	vs. Boise, 5:05 PM	at Cubs Blue, 7:00 PM	SUN
MON	July 6	at San Antonio, 6:05 PM	at Amarillo, 6:05 PM	vs. Salem, 2:00 PM	at Columbia, 5:05 PM	vs. Boise, 5:05 PM	at Cubs Blue, 7:00 PM	MON
WED	July 8	at San Antonio, 7:05 PM	at Arkansas, 7:05 PM	at Frederickburg, TBD	at Charlotte, 7:05 PM	vs. Boise, 6:30 PM	vs. Athletics Green, 7:00 PM	WED
THU	July 9	at Oklahoma City, 7:05 PM	at Arkansas, 7:05 PM	at Frederickburg, TBD	at Charlotte, 7:05 PM	vs. Boise, 6:30 PM	vs. Athletics Green, 7:00 PM	THU
FRI	July 10	at Oklahoma City, 7:05 PM	at Arkansas, 7:05 PM	at Frederickburg, TBD	at Charlotte, 7:05 PM	vs. Boise, 6:30 PM	at Dodgers, 7:00 PM	FRI
SUN	July 12	at Oklahoma City, 7:05 PM	at Arkansas, 7:05 PM	at Frederickburg, TBD	at Lexington, 5:05 PM	at Eugene, TBD	at White Sox, 7:00 PM	SUN
MON	July 13	at Oklahoma City, 7:05 PM	at Arkansas, 7:05 PM	at Frederickburg, TBD	at Lexington, 5:05 PM	at Eugene, TBD	at Athletics Green, 7:00 PM	MON
WED	July 15	All-Star Game (Mobile, PA)	vs. Arkansas, 7:05 PM	at NW Arkansas, 2:05 PM	at Lexington, 7:05 PM	at Eugene, TBD	vs. Reds, 7:00 PM	WED
THU	July 16	vs. Wichita, 7:05 PM	vs. Arkansas, 7:05 PM	vs. Winston-Salem, 7:00 PM	OFF	vs. Vancouver, 6:30 PM	at Giants Black, 7:00 PM	THU
FRI	July 17	vs. Wichita, 7:05 PM	vs. Arkansas, 7:05 PM	vs. Winston-Salem, 7:00 PM	OFF	vs. Vancouver, 6:30 PM	at Indians Red, 7:00 PM	FRI
SAT	July 18	vs. Wichita, 7:05 PM	vs. NW Arkansas, 6:05 PM	vs. Myrtle Beach, 2:00 PM	vs. Lakewood, TBD	at Boise, 6:30 PM	at Mariners, 7:00 PM	SAT
MON	July 19	vs. Memphis, 7:05 PM	vs. NW Arkansas, 6:05 PM	vs. Myrtle Beach, 2:00 PM	vs. Lakewood, TBD	at Boise, 6:30 PM	at Mariners, 7:00 PM	MON
WED	July 20	vs. Memphis, 7:05 PM	at Midland, 6:30 PM	at Frederickburg, TBD	at Greenville, TBD	at Boise, 6:30 PM	at Dodgers, 7:00 PM	WED
THU	July 21	vs. Memphis, 7:05 PM	at Midland, 6:30 PM	at Frederickburg, TBD	at Greenville, TBD	at Boise, 6:30 PM	at Cubs Red, 7:00 PM	THU
FRI	July 22	at Round Rock, 7:05 PM	at Amarillo, 7:05 PM	at Frederickburg, TBD	at Asheville, 6:05 PM	at Boise, 6:30 PM	vs. Indians Blue, 7:00 PM	FRI
SAT	July 23	at Round Rock, 7:05 PM	at Amarillo, 7:05 PM	at Frederickburg, TBD	at Asheville, 6:05 PM	at Boise, 6:30 PM	at Royals, 7:00 PM	SAT
SUN	July 26	at Reno, 7:05 PM	vs. Amarillo, 6:05 PM	vs. Fayetteville, 2:05 PM	at Asheville, 2:05 PM	vs. Everett, 6:05 PM	vs. Royals, 7:00 PM	SUN
TUE	July 27	at Reno, 7:05 PM	at Corpus Christi, 2:35 PM	at Myrtle Beach, TBD	at Asheville, 2:05 PM	vs. Everett, 6:05 PM	at Cubs Blue, 7:00 PM	TUE
WED	July 29	vs. Reno, 7:05 PM	at Corpus Christi, 2:35 PM	at Myrtle Beach, TBD	at Asheville, 2:05 PM	vs. Everett, 6:05 PM	at Cubs Blue, 7:00 PM	WED
THU	July 30	vs. Tacoma, 7:05 PM	at Corpus Christi, 2:35 PM	at Myrtle Beach, TBD	at Asheville, 2:05 PM	vs. Eugene, 6:30 PM	at D-Backs, 7:00 PM	THU
FRI	Aug 1	vs. Tacoma, 7:05 PM	at Corpus Christi, 2:35 PM	at Myrtle Beach, TBD	at Asheville, 2:05 PM	vs. Eugene, 6:30 PM	at D-Backs, 7:00 PM	FRI
SAT	Aug 2	vs. Tacoma, 7:05 PM	vs. Amarillo, 7:05 PM	at Wilmington, 6:00 PM	vs. Lakewood, TBD	vs. Eugene, 6:30 PM	vs. Brewers Blue, 7:00 PM	SAT
SUN	Aug 3	at San Antonio, 7:05 PM	vs. Amarillo, 7:05 PM	at Wilmington, 6:00 PM	vs. Lakewood, TBD	vs. Eugene, 6:30 PM	vs. Brewers Blue, 7:00 PM	SUN
MON	Aug 4	at San Antonio, 7:05 PM	vs. Amarillo, 7:05 PM	at Frederickburg, 7:00 PM	at Greenville, TBD	vs. Eugene, 6:30 PM	at Angels, 7:00 PM	MON
TUE	Aug 5	at Las Vegas, 9:05 PM	at Midland, 6:30 PM	at Frederickburg, 7:00 PM	at Greenville, TBD	vs. Eugene, 6:30 PM	at Angels, 7:00 PM	TUE
WED	Aug 6	at Las Vegas, 9:05 PM	at Midland, 6:30 PM	at Frederickburg, 7:00 PM	at Greenville, TBD	vs. Eugene, 6:30 PM	at Angels, 7:00 PM	WED
THU	Aug 7	at Las Vegas, 9:05 PM	at Midland, 6:30 PM	at Frederickburg, 7:00 PM	at Greenville, TBD	vs. Eugene, 6:30 PM	at Angels, 7:00 PM	THU
FRI	Aug 8	at Las Vegas, 9:05 PM	at Midland, 6:30 PM	at Frederickburg, 7:00 PM	at Greenville, TBD	vs. Eugene, 6:30 PM	at Angels, 7:00 PM	FRI
SAT	Aug 9	at San Antonio, 7:05 PM	vs. Corpus Christi, 6:05 PM	at Wilmington, 1:35 PM	vs. Hagerstown, TBD	at Vancouver, TBD	at Mariners, 7:00 PM	SAT
SUN	Aug 9	at San Antonio, 7:05 PM	vs. Corpus Christi, 6:05 PM	at Wilmington, 1:35 PM	vs. Hagerstown, TBD	at Vancouver, TBD	at Mariners, 7:00 PM	SUN
MON	Aug 10	at San Antonio, 7:05 PM	vs. Corpus Christi, 6:05 PM	at Wilmington, 1:35 PM	vs. Hagerstown, TBD	at Vancouver, TBD	at Mariners, 7:00 PM	MON
TUE	Aug 11	at San Antonio, 7:05 PM	vs. Corpus Christi, 6:05 PM	at Wilmington, 1:35 PM	vs. Hagerstown, TBD	at Vancouver, TBD	at Mariners, 7:00 PM	TUE
WED	Aug 12	at San Antonio, 7:05 PM	vs. Corpus Christi, 6:05 PM	at Wilmington, 1:35 PM	vs. Hagerstown, TBD	at Vancouver, TBD	at Mariners, 7:00 PM	WED
THU	Aug 13	at San Antonio, 7:05 PM	vs. Corpus Christi, 6:05 PM	at Wilmington, 1:35 PM	vs. Hagerstown, TBD	at Vancouver, TBD	at Mariners, 7:00 PM	THU
FRI	Aug 14	at San Antonio, 7:05 PM	vs. Corpus Christi, 6:05 PM	at Wilmington, 1:35 PM	vs. Hagerstown, TBD	at Vancouver, TBD	at Mariners, 7:00 PM	FRI
SAT	Aug 15	at San Antonio, 7:05 PM	vs. Corpus Christi, 6:05 PM	at Wilmington, 1:35 PM	vs. Hagerstown, TBD	at Vancouver, TBD	at Mariners, 7:00 PM	SAT
MON	Aug 17	at San Antonio, 6:15 PM	OFF	at Lenoir, 5:05 PM	vs. Kannapolis, TBD	at Salem-Kearz, TBD	at Royals, 7:00 PM	MON
TUE	Aug 17	at San Antonio, 6:15 PM	OFF	at Lenoir, 5:05 PM	vs. Kannapolis, TBD	at Salem-Kearz, TBD	at Royals, 7:00 PM	TUE
WED	Aug 18	at Iowa, 7:05 PM	at Springfield, 6:30 PM	at Fayetteville, 7:00 PM	vs. Rome, TBD	at Salem-Kearz, 6:30 PM	at Dodgers, 7:00 PM	WED
THU	Aug 19	at Iowa, 7:05 PM	at Springfield, 6:30 PM	at Fayetteville, 7:00 PM	vs. Rome, TBD	at Salem-Kearz, 6:30 PM	at Dodgers, 7:00 PM	THU
FRI	Aug 20	at Omaha, 7:05 PM	at Omaha, 7:05 PM	at Fayetteville, 7:00 PM	vs. Kannapolis, TBD	at Salem-Kearz, 6:30 PM	at Mariners, 7:00 PM	FRI
SAT	Aug 21	at Omaha, 7:05 PM	at Omaha, 7:05 PM	at Fayetteville, 7:00 PM	vs. Kannapolis, TBD	at Salem-Kearz, 6:30 PM	at Mariners, 7:00 PM	SAT
MON	Aug 22	OFF	OFF	at Carolina, 6:00 PM	vs. Kannapolis, TBD	at Salem-Kearz, 6:30 PM	at Mariners, 7:00 PM	MON
TUE	Aug 24	vs. Iowa, 7:05 PM	OFF	at Carolina, 6:00 PM	vs. Kannapolis, TBD	at Salem-Kearz, 6:30 PM	at Mariners, 7:00 PM	TUE
WED	Aug 25	vs. Iowa, 7:05 PM	OFF	at Carolina, 6:00 PM	vs. Kannapolis, TBD	at Salem-Kearz, 6:30 PM	at Mariners, 7:00 PM	WED
THU	Aug 27	vs. Omaha, 7:05 PM	OFF	at Carolina, 6:00 PM	vs. Kannapolis, TBD	at Salem-Kearz, 6:30 PM	at Mariners, 7:00 PM	THU
FRI	Aug 28	vs. Omaha, 7:05 PM	OFF	at Carolina, 6:00 PM	vs. Kannapolis, TBD	at Salem-Kearz, 6:30 PM	at Mariners, 7:00 PM	FRI
SAT	Aug 29	vs. Omaha, 7:05 PM	OFF	at Carolina, 6:00 PM	vs. Kannapolis, TBD	at Salem-Kearz, 6:30 PM	at Mariners, 7:00 PM	SAT
MON	Aug 31	at San Antonio, 7:05 PM	at Corpus Christi, 3:05 PM	at Myrtle Beach, 6:00 PM	at Lakewood, 7:05 PM	at Salem-Kearz, 6:30 PM	at Royals, 7:00 PM	MON
TUE	Sept 1	at San Antonio, 7:05 PM	at Corpus Christi, 3:05 PM	at Myrtle Beach, 6:00 PM	at Lakewood, 7:05 PM	at Salem-Kearz, 6:30 PM	at Royals, 7:00 PM	TUE
WED	Sept 1	at San Antonio, 7:05 PM	at Corpus Christi, 3:05 PM	at Myrtle Beach, 6:00 PM	at Lakewood, 7:05 PM	at Salem-Kearz, 6:30 PM	at Royals, 7:00 PM	WED
THU	Sept 2	at Memphis, 7:05 PM	at Springfield, 7:05 PM	at Myrtle Beach, 7:00 PM	at Asheville, 1:05 PM	at Everett, TBD	at Angels, 7:00 PM	THU
FRI	Sept 3	at Memphis, 7:05 PM	at Springfield, 7:05 PM	at Myrtle Beach, 7:00 PM	at Asheville, 1:05 PM	at Everett, TBD	at Angels, 7:00 PM	FRI
SUN	Sept 4	at Memphis, 7:05 PM	at Springfield, 7:05 PM	at Myrtle Beach, 7:00 PM	at Asheville, 1:05 PM	at Everett, TBD	at Angels, 7:00 PM	SUN
FRI	Sept 4	at Memphis, 7:05 PM	at Springfield, 7:05 PM	at Myrtle Beach, 7:00 PM	at Asheville, 1:05 PM	at Everett, TBD	at Angels, 7:00 PM	FRI
SAT	Sept 6	at Memphis, 6:55 PM	vs. NW Arkansas, 6:55 PM	at Myrtle Beach, TBD	vs. Delmarva, TBD	at Salem-Kearz, 6:30 PM	at Royals, 7:00 PM	SAT
MON	Sept 7	at Memphis, 1:55 PM	vs. NW Arkansas, 4:05 PM	at Myrtle Beach, TBD	vs. Delmarva, TBD	at Salem-Kearz, 6:30 PM	at Royals, 7:00 PM	MON

TEXAS MINOR LEAGUE PLAYERS

FRONT OFFICE
COACHES
PLAYERS
2019 REVIEW
OPINIONS
RECORDS
DEVELOPMENT
MEDIA

ACOSTA, MAXIMO

INF

Ht./Wt.: 5-11/190 Bats/Throws: R/R
Opening Day Age: 17
Acquired: Signed as a non-drafted free agent on July 2, 2019.
Signed By: Rafic Saab/Jhonny Gomez

Born: Oct. 29, 2002 in Caracas, VZ
Resides: Portlamar, VZ

2019: Ranked as Texas' 5th-best prospect entering 2020 by *Baseball America*...also tabbed as the 4th-best (*Baseball America*) and 17th-best (MLB.com) international prospect in the 2019 class...did not see official game action after signing 1st professional contract on 7/2.

ACUNA, LUISANGEL

INF

Ht./Wt.: 5-8/180 Bats/Throws: R/R
Opening Day Age: 18
Acquired: Signed as a non-drafted free agent on July 2, 2018.
Signed By: Rafic Saab

Born: March 12, 2002 in Caracas, VZ
Resides: La Sabana, VZ

2019: Ranked as Texas' 8th-best prospect entering 2020 according to *Baseball America*...named a Dominican Summer League All-Star by *Baseball America* in his professional debut...posted 2nd-highest qualifying OBP (.438) in Texas farm system, good for 12th in DSL...reached base safely via H/BB in 43 of 51 G...batted .478 (33-69) with 14 BB/5 SO during 17-G hitting streak from 6/4-26...2018: Did not see official game action after signing his 1st pro contract on 7/2...Notes: Brother, Ronald Jr., plays for the Atlanta Braves...father, Ronald Sr., played 8 minor league seasons from 1999-2006.

YEAR	CLUB	AVG	G	AB	R	H	TB	2B	3B	HR	RBI	SH	SF	BB-I	SO	SB	CS	HP	GDP	OBP	SLG
2019	DSL Rangers	.342	51	202	61	69	92	11	3	2	29	0	2	34-0	26	17	6	2	4	.438	.455

ADVOCATE, JOSH

RHP

Ht./Wt.: 6-0/200 Bats/Throws: R/R
Opening Day Age: 26
Acquired: Selected in the 20th round of the 2017 June draft...signed on June 20, 2017.
Signed By: Todd Guggiana

Born: Jan. 18, 1994 in Mohave Valley, AZ
Resides: Mohave Valley, AZ

2019: Posted career bests in wins (5), IP (75.0), ERA (2.64), SO (77) and WHIP (1.080)...went 5-1, 2.07 (14 ER/61.0 IP) and 9.9 SO/9 over 31 relief app. compared to 0-1, 5.14 (8 ER/14.0 IP) and 6.4 SO/9 in 4 starts...opponents batted .208 (55-264) overall, including .168/.234/.267/.502 (17-101) by LHB...did not allow an earned run (1 R-0 ER/11.1 IP) and had 3 saves in 9 G with Surprise in the Arizona Fall League...2018: Appeared exclusively in relief for Hickory, ranking 4th on the club with 5 saves...on disabled list, 5/21-6/8 and 8/12-end of season, with right forearm strain...2017: Combined to go 1-3, 3.63 (9 ER/22.1 IP) in 18 G with Spokane and the AZL Rangers...was promoted to Spokane on 7/4...Notes: Was a First Team All-Big West selection as a senior at Long Beach State, going 3-1 with a 1.86 ERA and 5 saves over 27 relief appearances for the Dirtbags...missed the 2015 season due to injury...also played one season at Cochise (Ariz.) College...First Team Small School All-American at River Valley (Ariz.) High School...led team to a state championship in 2012 as a two-way player...also played football in high school...graduated in the top 10 percent of his high school class.

YEAR	CLUB	W-L	ERA	G	GS	CG	SHO	SV	IP	H	R	ER	HR	HB	BB-I	SO	WP	BK
2017	AZL Rangers	0-1	4.15	3	0	0	0	0	4.1	4	2	2	0	0	1-0	2	0	1
	Spokane	1-2	3.50	15	0	0	0	4	18.0	21	7	7	2	0	3-0	15	0	0
2018	Hickory	1-0	4.01	23	0	0	0	5	42.2	38	19	19	4	1	11-0	45	3	0
2019	Down East	5-2	2.64	35	4	0	0	0	75.0	55	23	22	5	0	26-0	77	4	0
MINOR TOTALS		7-5	3.21	76	4	0	0	9	140.0	118	51	50	11	1	41-0	139	7	1

ALEXY, A.J.

RHP

Ht./Wt.: 6-4/235 Bats/Throws: R/R
Opening Day Age: 21
Acquired: In a 4-player trade with Los Angeles-NL on July 31, 2017.
Signed By: Rich Delucia (Dodgers)

Born: April 21, 1998 in Honey Brook, PA
Resides: Honey Brook, PA

2019: Made 5 starts for Down East before going on injured list from 5/2-end of season with a right shoulder strain...returned to make 3 starts for Surprise in the Arizona Fall League (6 ER/8.0 IP)...entered the season as Texas' 20th-best prospect according to *Baseball America*...2018: Led organization with 138 strikeouts, 4th-most in the South Atlantic League...tabbed the 18th-best prospect in the SAL by *Baseball America*...named Texas Organization All-Star by MiLB.com...averaged a career-best 11.5 SO/9 and dropped BB/9 rate by nearly a full walk compared to previous campaign (4.3 in '18/5.0 in '17)...surrendered just 5 HR in career-high 108.0 IP, including zero HR by RHB in 262 PA...held opposition to a .232/.335/.344/.679 slash line...was 3-7, 4.72 (36 ER/68.2 IP) over 1st 15 G/14 GS and 3-1, 1.60 (7 ER/39.1 IP) over final 7 starts...registered season-best 12 SO on 5/4 at West Virginia...named SAL Pitcher of the Week for 6/4-10 after 6 no-hit innings on 6/7 vs. Kannapolis...had 10 strikeouts in each of his final 2 outings...2017: Acquired by Texas from Los Angeles-NL, along with OF Willie Calhoun and INF Brendon Davis, in exchange for RHP Yu Darvish on 7/31...combined to go 3-7 with a 3.53 ERA (37 ER/94.1 IP) over 24 starts with Low-A Great Lakes and Hickory...held opponents to a .180 average (59-328), 3rd-lowest among all full season minor leaguers (min. 90 IP)...averaged 10.8 SO/9 and 0.6 HR/9 (6 HR/94.1 IP)...permitted zero-or-one run in 5 of 6 starts following the trade, going 1-1 with a 3.05 ERA (7 ER/20.2 IP) and 27 SO/15 BB...2016: Had 7 games/3 starts in pro debut with AZL Dodgers...Notes: Adam John Alexy...was voted the Berk League Player of the Year as a senior at Twin Valley High School in Elverson, Pa...threw a 164-pitch, 9-inning CG as a senior...started high school at 5-foot-6, 120 pounds and played catcher until transitioning to pitching in the middle of his junior season...was also on the Twin Valley wrestling team...had committed to Radford.

YEAR	CLUB	W-L	ERA	G	GS	CG	SHO	SV	IP	H	R	ER	HR	HB	BB-I	SO	WP	BK
2016	AZL Dodgers	1-0	4.61	7	3	0	0	0	13.2	17	8	7	2	1	3-0	12	0	1
2017	Great Lakes	2-6	3.67	19	19	0	0	0	73.2	46	32	30	3	8	37-1	86	7	2
	Hickory	1-1	3.05	5	5	0	0	0	20.2	13	7	7	3	1	15-0	27	1	0
2018	Hickory	6-8	3.58	22	20	0	0	0	108.0	89	50	43	5	8	52-0	138	5	0
2019	Down East	0-3	5.12	5	5	0	0	0	19.1	14	12	11	1	2	13-0	23	1	0
MINOR TOTALS		10-18	3.75	58	52	0	0	0	235.1	179	109	98	14	20	120-1	286	14	3

ALTMANN, JOSH**INF/OF**

Ht./Wt.: 6-3/200

Bats/Throws: R/R

Born: July 6, 1994 in Homer Glen, IL

Opening Day Age: 25

Resides: Lockport, IL

Acquired: Selected in the 22nd round of the 2015 June draft...signed on June 15, 2015

Signed By: Michael Medici

2019: Combined to bat .209 (65-311) with 7 HR and 39 RBI in 107 G for Down East and Frisco...hit all 7 HR vs. RHP...recognized with organization's True Ranger award for June...2018: Led Down East and ranked 4th in the Carolina League with career-high 20 HR...also posted career bests in TB (157), RBI (62), and BB (45)...named CL Player of the Month for June after batting .323 (20-62) with 6 HR and 18 RBI in 19 G...made 7 pitching appearances: 0-2, 10.13 (9 ER/8.0 IP)...2017: Ranked among Down East leaders in HR (2nd, 10), BB (2nd, 42), H (3rd, 97), and 2B (3rd, 22)...named to the Carolina League mid-season All-Star team and participated in the home run derby during the All-Star festivities...2016: Combined to bat .260/.343/.413 over 79 G with Hickory and High Desert...opened season in extended Spring Training and joined Hickory on 5/12...promoted to High Desert on 8/25...hit .255 (37-145) over 40 G with the Adelaide Bite of the Australian Winter League...2015: Ranked among the AZL Rangers leaders in R (2nd, 24), HR (T2nd, 2), RBI (2nd, 25), and SB (2nd, 8)...was 11th in the AZL in doubles...promoted to High Desert on 8/26...Notes: Was a 2-time CCAC All-Conference selection at Olivet Nazarene University...compiled the 8th-highest average (.432) in the NAIA as a junior.

YEAR	CLUB	AVG	G	AB	R	H	TB	2B	3B	HR	RBI	SH	SF	BB-I	SO	SB	CS	HP	GDP	OBP	SLG
2015	AZL Rangers	.248	46	157	24	39	59	12	1	2	25	3	1	12-0	18	8	9	7	0	.328	.376
	High Desert	.261	7	23	4	6	10	0	2	0	4	0	0	2-0	4	2	0	0	0	.320	.435
2016	Hickory	.260	71	227	43	59	97	16	2	6	30	0	0	23-0	38	9	7	8	3	.349	.427
	High Desert	.259	8	27	5	7	8	1	0	0	1	0	0	0-0	6	0	0	1	0	.286	.296
2017	Down East	.244	118	397	51	97	151	22	1	10	38	3	0	42-0	88	14	5	8	4	.329	.380
2018	Down East	.222	106	356	49	79	157	16	1	20	62	0	0	45-9	100	6	0	13	13	.331	.441
2019	Frisco	.222	54	162	21	36	61	13	0	4	25	0	3	10-0	44	1	1	9	5	.299	.377
	Down East	.195	53	149	17	29	43	5	0	3	14	1	2	35-0	40	8	3	7	3	.368	.289
MINOR TOTALS		.235	463	1498	214	352	586	85	7	45	199	7	6	169-1	328	48	25	53	28	.333	.391

ANDERSON, BEN**RHP**

Ht./Wt.: 6-4/195

Bats/Throws: R/R

Born: May 2, 1998 in Niskayuna, NY

Opening Day Age: 21

Resides: Rexford, NY

Acquired: Selected in the 13th round of the 2019 June draft...signed on June 11, 2019.

Signed By: Takeshi Sakurayama

2019: Posted a 9.9 SO/9 figure over 7 G for Spokane and AZL Rangers in his 1st pro action...Notes: Played 3 seasons at the University of Binghamton...named 2019 America East Pitcher of the Year after going 9-4 with a 2.76 ERA and 108 strikeouts...finished career with a BU record 2.61 ERA in 40 appearances...prepped at Shenendehowa (N.Y.) High School and was drafted by Toronto in the 26th round of the 2016 June draft following his senior year, but did not sign...twin brother, Ian, was selected by Atlanta in the 1st round (3rd overall) of the 2016 June draft...father, Bob, played baseball at Siena.

YEAR	CLUB	W-L	ERA	G	GS	CG	SHO	SV	IP	H	R	ER	HR	HB	BB-I	SO	WP	BK
2019	AZL Rangers	0-0	4.50	5	1	0	0	0	4.0	3	2	2	1	0	2-0	4	0	0
	Spokane	0-0	3.86	2	1	0	0	0	2.1	3	1	1	0	0	2-0	3	0	0
MINOR TOTALS		0-0	4.26	7	2	0	0	0	6.1	6	3	3	1	0	4-0	7	0	0

ANDERSON, GRANT**RHP**

Ht./Wt.: 6-0/200

Bats/Throws: R/R

Born: June 21, 1997 in Port Arthur, TX

Opening Day Age: 22

Resides: Beaumont, TX

Acquired: In a trade with Seattle on April 1, 2019.

Signed By: Taylor Terrasas (Seattle)

2019: Acquired from Seattle in exchange for RHP Connor Sadzeck on 4/1...led or tied for Hickory staff lead in games (37), saves (8), and wins (tied-7)...ranked 3rd in South Atlantic League (min. 50 IP) in HR per 9 innings (0.14)...opponents batted .239/.321/.346/.667 (56-234) overall, including .212/.303/.327/.630 (24-113) in the 1st half...2018: Combined to go 2-1, 1.38 (2 ER/13.0 IP) in 12 G at 3 levels of the Seattle organization...Notes: Played 3 seasons at McNeese State (La.) University from 2015-18...graduated from West Orange Stark (Texas) High School in 2015, where he played pitcher and catcher...selected by Seattle in the 21st round of the 2018 June draft...signed by Mariners scout Taylor Terrasas.

YEAR	CLUB	W-L	ERA	G	GS	CG	SHO	SV	IP	H	R	ER	HR	HB	BB-I	SO	WP	BK
2018	Everett	0-0	0.00	1	0	0	0	0	2.0	1	0	0	0	0	2-0	3	0	0
	AZL Mariners	1-1	2.00	10	0	0	0	1	9.0	3	3	2	1	1	5-0	6	1	0
	Clinton	1-0	0.00	1	0	0	0	0	2.0	0	0	0	0	0	0-0	4	0	0
2019	Hickory	7-4	3.22	37	0	0	0	8	64.1	56	29	23	1	6	24-2	50	3	0
MINOR TOTALS		9-5	2.91	49	0	0	0	9	77.1	60	32	25	2	7	31-2	63	4	0

ANDERSON, REID**RHP**

Ht./Wt.: 6-3/210

Bats/Throws: R/R

Born: Aug. 22, 1995 in Kansas City, MO

Opening Day Age: 24

Resides: New Egypt, NJ

Acquired: Selected in the 17th round of the 2016 June draft...signed on June 14, 2016.

Signed By: Brian Matthews

2019: Ranked among Carolina League leaders in SO (T7th, 109), ERA (9th, 3.92), and IP (9th, 126.1)...his 59.6% ground ball rate was the highest among Texas organization qualifiers according to FanGraphs...opponents slashed .255/.348/.359/.707...2018: Returned to Hickory and posted the 9th-lowest ERA among South Atlantic League qualifiers...also had lowest HR/9 rate (0.15) in the SAL (min. 100 IP)...ranked among Crawdads leaders in IP (2nd, 117.1), wins (T2nd, 8), GS (4th, 19), and SO (5th, 102)...on disabled list, 5/16-31, with blister on right hand...2017: Logged 28 G/13 GS for Hickory and led the club with 11 losses...went 1-3, 4.68 (17 ER/32.2 IP) as a reliever and 0-8, 5.66 (35 ER/55.2 IP) in 13 starts...2016: Pitched in 14 games for Spokane in his 1st pro season...was 1-1, 3.38 (11 ER/29.1 IP) over 12 relief appearances and had no record, 3.68 ERA (3 ER/7.1 IP) in 2 starts...Notes: Named All-PSAC East Second Team in his only season as a starter at Millersville (Pa.) University, going 8-1 with a 3.78 ERA...totalled 5.1 scoreless innings with 4 strikeouts over 3 relief appearances in the NCAA Division II Championship...was recruited as an outfielder, but moved to the bullpen during his sophomore season...earned 6 varsity letters in baseball and basketball at New Egypt (N.J.) High School...father, Jim, pitched at the University of Maryland.

YEAR	CLUB	W-L	ERA	G	GS	CG	SHO	SV	IP	H	R	ER	HR	HB	BB-I	SO	WP	BK
2016	Spokane	1-1	3.44	14	2	0	0	1	36.2	31	18	14	1	2	20-0	18	7	0
2017	Hickory	1-11	5.30	28	13	0	0	0	88.1	96	60	52	8	6	32-0	65	10	0
2018	Hickory	8-6	3.22	23	19	1	0	0	117.1	102	55	42	2	4	30-0	102	17	1
2019	Down East	6-8	3.92	24	24	1	0	0	126.1	120	61	55	9	6	64-0	109	16	2
MINOR TOTALS		16-26	3.98	89	58	2	0	1	368.2	349	194	163	20	18	146-0	294	50	3

ANDERSON, RYAN**OF**

Ht./Wt.: 6-2/205 Bats/Throws: R/R
 Opening Day Age: 24
 Acquired: Selected in the 31st round of the 2018 June draft.
 Signed By: Butch Metzger

Born: Aug. 30, 1995 in Walnut Creek, CA
 Resides: Pleasanton, CA

2019: Combined to bat .269/.348/.420/.768 in 65 G for Hickory and Spokane, recording nearly as many BB (24) as SO (31)...recorded 1st career multi-
 HR game on 7/5 vs. Columbia (2 HR)...**2018:** Appeared at all 3 outfield positions in 37 G with the AZL Rangers in his 1st pro season...**Notes:** Garnered
 2018 Big West Conference first team honors at UC Davis, leading the Aggies in numerous offensive categories while tying for the league lead with a
 .345 average...started all 104 of the program's games from 2017-18...in summer 2017, played for the Bismarck Larks of the Northwoods League, a
 collegiate summer league...prepped at Foothill (Calif.) High School, where he lettered in baseball and football (wide receiver and safety)...his father,
 Ron, played football at Santa Clara...sports hero is Jerry Rice.

YEAR	CLUB	AVG	G	AB	R	H	TB	2B	3B	HR	RBI	SH	SF	BB-I	SO	SB	CS	HP	GIDP	OBP	SLG
2018	AZL Rangers	.250	37	136	26	34	54	7	2	3	17	0	0	8-0	27	8	1	3	0	.306	.397
2019	Spokane	.265	14	49	6	13	15	2	0	0	6	0	0	9-0	8	0	1	1	0	.390	.306
	Hickory	.271	51	170	29	46	77	14	1	5	22	0	1	15-0	23	11	1	2	4	.335	.453
MINOR TOTALS		.262	102	355	61	93	146	23	3	8	45	0	1	32-0	58	19	3	6	4	.332	.411

APARICIO, MIGUEL**OF**

Ht./Wt.: 6-0/190 Bats/Throws: L/L
 Opening Day Age: 21
 Acquired: Signed as a non-drafted free agent on July 2, 2015.
 Signed By: Rafic Saab

Born: March 17, 1999 in San Carlos, VZ
 Resides: San Carlos, VZ

2019: Logged career highs in H (102), HR (12), RBI (49), 2B (21), and 3B (8)...ranked 2nd in South Atlantic League in 3B...named SAL Player of the
 Week for 7/15-21: .364 (8-22), 4 HR, 6 RBI in 6 G...homered in 3 straight games, 7/17-19...**2018:** Combined to bat .218 (.74-339) with 9 HR and 32 RBI
 in 92 G with Spokane and Hickory...named SAL Player of the Week for 7/9-15 after batting .385/.407/.769/1.177 (10-26) with 2 HR and 8 RBI in 6 G...
 saw action at all 3 outfield spots...**2017:** Tabled the 13th-best prospect in the Northwest League by *Baseball America*...was named a NWL Postseason
 All-Star...ranked among NWL leaders in hits (2nd, 86), runs (4th, 47), and RBI (12th, 33)...was the 3rd-hardest to strikeout in the NWL (8.3 PA per
 SO)...transferred to Spokane for start of season on 6/9...batted .305 (65-213) over final 50 games with the Indians...**2016:** Made pro debut with the DSL
 Rangers...**2015:** Participated in the Fall Instructional League...**Notes:** Rated as the 14th-best international prospect in 2015 class by *Baseball America*.

YEAR	CLUB	AVG	G	AB	R	H	TB	2B	3B	HR	RBI	SH	SF	BB-I	SO	SB	CS	HP	GIDP	OBP	SLG
2016	DSL Rangers2	.274	58	219	32	60	87	10	4	3	36	6	2	18-0	36	15	7	4	5	.337	.397
2017	Hickory	.176	25	85	6	15	21	2	2	0	9	0	0	7-0	18	1	2	2	1	.255	.247
	Spokane	.293	70	294	47	86	116	12	3	4	33	5	0	16-0	39	2	8	2	5	.333	.395
2018	Hickory	.214	81	294	37	63	106	9	5	8	28	0	1	16-0	65	4	6	4	6	.263	.361
	Spokane	.244	11	45	5	11	15	1	0	1	4	0	2	1-0	8	0	1	0	1	.250	.333
2019	Hickory	.251	112	406	55	102	175	21	8	12	49	7	4	21-0	87	12	4	7	7	.297	.431
MINOR TOTALS		.251	357	1343	182	337	520	55	22	28	159	18	9	79-0	253	34	28	19	25	.300	.387

APONTE, ANGEL**OF**

Ht./Wt.: 6-0/190 Bats/Throws: R/R
 Opening Day Age: 20
 Acquired: Signed as a non-drafted free agent on July 2, 2016.
 Signed By: Carlos Gonzalez

Born: Feb. 3, 2000 in Ocumare del Tuy, VZ
 Resides: Ocumare del Tuy, VZ

2019: Ranked among Arizona League leaders in H (79th, 58) and 2B (T10th, 13), and led club with 17 SB...registered the 3rd-highest qualifying BA (.304)
 in Texas organization...closed regular season with 13-G hitting streak, batting .345 (19-55) during that stretch...**2017-18:** Batted .272 (117-430) with 10
 HR and 62 RBI in 123 G over 2 seasons in the DSL...in 2018, ranked 2nd in DSL with 58 runs.

YEAR	CLUB	AVG	G	AB	R	H	TB	2B	3B	HR	RBI	SH	SF	BB-I	SO	SB	CS	HP	GIDP	OBP	SLG
2017	DSL Rangers2	.261	60	184	36	48	74	11	3	3	24	0	1	22-0	41	14	3	8	3	.363	.402
2018	DSL Rangers2	.280	63	246	58	69	107	11	3	7	38	1	0	21-0	53	30	4	12	0	.366	.435
2019	AZL Rangers	.304	47	191	38	58	86	13	3	3	23	1	3	22-0	47	17	4	1	4	.373	.450
MINOR TOTALS		.282	170	621	132	175	267	35	9	13	85	2	4	65-0	141	61	11	21	7	.367	.430

ARIAS, DIOSBEL**INF**

Ht./Wt.: 6-2/205 Bats/Throws: R/R
 Opening Day Age: 23
 Acquired: Signed as a non-drafted free agent on July 2, 2017.
 Signed By: Willy Espinal

Born: July 21, 1996 in Havana, Cuba
 Resides: Miami, FL

2019: Named a Carolina League mid-season All-Star with Down East, finishing among circuit leaders in H (4th, 131) and 2B (T12th, 24)...batted .305
 (76-249) in 1st half, .233 (55-236) in 2nd half...named CL Player of the Week for 5/27-6/2 after going 11-for-19 over 6 G...reached base safely in 30
 straight games from 5/27-7/1, 3rd-longest on-base streak in the CL in 2019...had 10+ starts at all 4 infield positions...entered season as Texas' 27th-
 best prospect (*Baseball America*)...**2018:** Ranked among Northwest League leaders in BA (1st, .366), OBP (1st, .451), OPS (2nd, .942), RBI (2nd, 44), hits
 (3rd, 82), and walks (4th, 33)...finished 2nd to teammate Curtis Terry in OPS and RBI...his .366 average was 20 points higher than next-closest finisher
 in the NWL, also the T4th-highest mark among all qualifying minor leaguers...named to NWL mid-season and post-season All-Star teams, and was
 tabbed a Texas Organization All-Star by MiLB.com...recorded 25 multi-hit games, including 11 games of 3-or-more hits...reached safety in all 6 PA's
 on 8/13 at Boise, going 4-for-4 with 2 BB...over final 14 G, batted .412/.516/.510/1.026 (21-51)...named to Short-Season All-Star team by *Baseball
 America*...**2017:** Spent 1st season in Texas organization with DSL Rangers 1.

YEAR	CLUB	AVG	G	AB	R	H	TB	2B	3B	HR	RBI	SH	SF	BB-I	SO	SB	CS	HP	GIDP	OBP	SLG
2017	DSL Rangers1	.419	8	31	4	13	17	4	0	0	8	0	0	1-0	6	0	0	0	0	.438	.548
2018	Spokane	.366	61	224	43	82	110	15	2	3	44	0	3	33-2	39	5	1	4	8	.451	.491
2019	Down East	.270	134	485	60	131	175	24	4	4	56	0	5	55-1	124	4	5	4	15	.346	.361
MINOR TOTALS		.305	203	740	107	226	302	43	6	7	108	0	8	89-3	169	9	6	8	23	.382	.408

ARREDONDO, EDGAR

RHP

Ht./Wt.: 6-3/235 Bats/Throws: R/R Opening Day Age: 22 Acquired: Signed as a non-drafted free agent on July 2, 2013. Signed By: Bill McLaughlin/Manuel Velez

Born: May 16, 1997 in Culiacan Rosales, Mexico Resides: Navolato, Mexico

2019: Named to Texas League mid-season All-Star team...led Frisco in innings (101.1)...went 2-0, 2.93 (13 ER/40.0 IP) in 8 G/7 GS following the All-Star break after going 5-3, 4.99 (34 ER/61.1 IP) over 12 G/GS in 1st half...on injured list from 7/4-20 with right shoulder impingement...pitched for Culiacan in the Mexican Pacific Winter League: 1-1, 3.38 (9 ER/24.0 IP) in 5 G/GS...2018: Named Carolina League mid-season All-Star and was twice honored as CL Pitcher of the Week...issued walks to just 4.8% of batters faced across 2 levels of the Texas farm system...promoted to Frisco on 6/22...had 5.40 ERA (15 ER/25.0 IP) in 1st 5 G/GS with the Riders and 4.05 ERA (9 ER/20.0 IP) in final 4 starts...on disabled list, 7/28-8/18, with right middle finger contusion...went 2-1 with a 2.57 ERA (4 ER/14.0 IP) in 3 G/GS with Culiacan...2017: Led Hickory in starts (21), innings (109.2), and strikeouts (105)...averaged 1.73 BB/9, 2nd-lowest rate of any Texas farmhand (min. 100 IP)...went 4-4 with a 2.98 ERA (27 ER/81.2 IP) and 81 strikeouts/9 walks over his final 15 games/14 starts...2016: Tied for the DSL Rangers 1 team lead in strikeouts and finished 2nd on the club in both wins and ERA...was 1-1 with a 2.57 ERA (4 ER/14.0 IP) over 3 starts with Culiacan...2015: Saw first official game action since joining the Texas organization...had no record and a 1.86 ERA (4 ER/19.1 IP) with 17 strikeouts as a starter...2014: Missed entire season following right elbow surgery on 11/16/13...2013: Did not see game action after signing first pro contract on 7/2...appeared in one game for Quintana Roo of the Mexican League, tossing 2.0 scoreless innings on 4/18...became the youngest pitcher to ever debut in a Mexican League game at 15 years old.

Table with columns: YEAR, CLUB, W-L, ERA, G, GS, CG, SHO, SV, IP, H, R, ER, HR, HB, BB-I, SO, WP, BK. Includes rows for AZL Rangers, DSL Rangers 1, Hickory, Down East, Frisco, and Frisco, plus MINOR TOTALS.

ASUNCION, LUIS

OF

Ht./Wt.: 6-4/220 Bats/Throws: R/R Opening Day Age: 23 Acquired: Signed as a minor league free agent on April 12, 2019. Signed By: Felix Feliz (San Diego)

Born: Feb. 27, 1997 in Santo Domingo, DR Resides: Santo Domingo, DR

2019: Released by SD on 3/19, signed by TEX on 4/12...posted career-high 32 RBI in 59 G with Spokane, his 1st season in the Texas organization...batted .275 (14-51) vs. LHP compared to .231 (39-169) vs. RHP...2018: Had career highs in HR (6) and 2B (18) for Tri-City...2017: Named Northwest League mid-season All-Star and NWL Top Star for Tri-City...selected MVP of the NWL All-Star Game...2016: Had 51 GS in RF (47) and LF (4) in 1st stateside season...2014-15: Batted .203 (65-320) over 80 G in the DSL...Notes: Originally signed by San Diego as a non-drafted free agent on 11/1/13.

Table with columns: YEAR, CLUB, AVG, G, AB, R, H, TB, 2B, 3B, HR, RBI, SH, SF, BB-I, SO, SB, CS, HP, GIDP, OBP, SLG. Includes rows for DSL Padres, Tri-City, and Spokane, plus MINOR TOTALS.

BANNISTER, ZION

OF

Ht./Wt.: 6-1/190 Bats/Throws: S/R Opening Day Age: 18 Acquired: Signed as a non-drafted free agent on July 2, 2019. Signed By: Cliff Terracuso/Ross Fenstermaker

Born: Sept. 9, 2001 in Nassau, Bahamas Resides: Nassau, Bahamas

2019: Batted .273 (6-22) over 6 G for the AZL Rangers and DSL Rangers 2 in his professional debut...rated by Baseball America as the No. 44 international prospect in the 2019 class...Notes: Zion Samuel Bannister...participated in a HR derby as part of MLB's Play Ball initiative on 1/4/20 in the Bahamas...the event featured many current/former MLB players and prospects...attended high school at West Nottingham Academy, a private boarding school in Colora, Md., before spending the final 2 years leading up to his signing at Noguee Sport Nation Baseball Academy in the Dominican Republic.

Table with columns: YEAR, CLUB, AVG, G, AB, R, H, TB, 2B, 3B, HR, RBI, SH, SF, BB-I, SO, SB, CS, HP, GIDP, OBP, SLG. Includes rows for DSL Rangers 2 and AZL Rangers, plus MINOR TOTALS.

BARETE, RAFFY

OF

Ht./Wt.: 5-11/170 Bats/Throws: S/R Opening Day Age: 21 Acquired: Signed as a non-drafted free agent on Sept. 10, 2017. Signed By: Danilo Troncoso

Born: Jan. 15, 1999 in San Pedro de Macoris, DR Resides: San Francisco de Macoris, DR

2019: Appeared at all 3 outfield positions over 36 G for AZL Rangers in his 1st season stateside...batted .385 (5-13) with a triple in 4 postseason contests...2018: Combined to bat .377 (29-77) for both Texas DSL entries in pro debut.

Table with columns: YEAR, CLUB, AVG, G, AB, R, H, TB, 2B, 3B, HR, RBI, SH, SF, BB-I, SO, SB, CS, HP, GIDP, OBP, SLG. Includes rows for DSL Rangers 1, DSL Rangers 2, and AZL Rangers, plus MINOR TOTALS.

BARRETO, DERWIN

INF

Ht./Wt.: 5-7/160 Bats/Throws: S/R Opening Day Age: 19 Acquired: Signed as a non-drafted free agent on July 2, 2017. Signed By: Jonny Gomez

Born: Sept. 1, 2000 in San Diego, VZ Resides: Guacara, VZ

2019: Combined to bat .251/.347/.374/.721 (43-171) in 48 G for Spokane and the AZL Rangers...promoted to Spokane on 7/27 after posting an .858 OPSin 18 G in AZL...made 29 total starts at SS...2018: Started 52 G at 2B (27) and SS (25) for DSL Rangers2 in pro debut.

YEAR	CLUB	AVG	G	AB	R	H	TB	2B	3B	HR	RBI	SH	SF	BB-I	SO	SB	CS	HP	GIDP	OBP	SLG
2018	DSL Rangers2	.224	54	174	33	39	60	6	3	3	25	1	4	38-0	38	9	4	5	6	.371	.345
2019	AZL Rangers	.281	18	64	15	18	33	1	3	2	13	0	1	10-1	16	4	1	0	1	.373	.484
	Spokane	.234	30	107	19	25	31	2	0	2	13	2	3	17-0	19	3	3	0	0	.331	.308
MINOR TOTALS		.238	102	345	67	82	124	9	6	7	51	3	8	65-1	73	16	8	5	7	.359	.359

BASABE, OSLEIVIS

INF

Ht./Wt.: 6-0/175 Bats/Throws: R/R Born: Sept. 13, 2000 in Bobures, VZ
 Opening Day Age: 19 Resides: Bobures, VZ
 Acquired: Signed as a non-drafted free agent on Dec. 23, 2017.
 Signed By: Carlos Plaza

2019: Combined to bat .323 (52-161) over 37 G with Spokane and the AZL Rangers...ranked 11th in AZL in BA...hit safely in 31 of 37 G...spent bulk of season in AZL and was promoted to Spokane on 8/31...had 32 GS overall at SS (20), 3B (6), and 2B (6)...entered the season rated by Baseball America as the organization's 12th-best prospect...2018: Registered the 3rd-highest average in the Dominican Summer League...ranked among DSL Rangers1 leaders in doubles (1st, 16), hits (2nd, 66), total bases (3rd, 91), and RBI (3rd, 34) as the club's primary shortstop...named a DSL All-Star by Baseball America...compiled a 20-G hitting streak from 7/18-8/14 and had 29-G on-base streak from 7/18-end of season at .405/.460/.568/1.028 (45-111)...named the 12th-best prospect in the Texas farm system following the season by Baseball America.

YEAR	CLUB	AVG	G	AB	R	H	TB	2B	3B	HR	RBI	SH	SF	BB-I	SO	SB	CS	HP	GIDP	OBP	SLG	
2018	DSL Rangers1	.344	52	192	37	66	91	16	3	1	34	2	3	23-0	25	12	6	2	2	1	.414	.474
2019	AZL Rangers	.325	35	151	29	49	61	2	5	0	31	0	5	8-0	20	7	2	2	5	.355	.404	
	Spokane	.300	2	10	0	3	3	0	0	0	1	0	0	0-0	1	0	0	0	0	.300	.300	
MINOR TOTALS		.334	89	353	66	118	155	18	8	1	66	2	8	31-0	46	19	8	4	6	.386	.439	

BASS, BLAKE

RHP

Ht./Wt.: 6-7/240 Bats/Throws: R/R Born: June 3, 1993 in Lubbock, TX
 Opening Day Age: 26 Resides: Lubbock, TX
 Acquired: Selected in the 8th round of the 2015 June draft...signed on June 9, 2015.
 Signed By: Bobby Crook

2019: Turned in the lowest HR/9 (0.38) figure in the Texas League (min. 70.0 IP) while establishing new career highs in wins (8, T2nd in TL), SO (72) and IP (72.0)...opposing batters slashed .240/.318/.317/.635 overall...won 5 straight decisions over 15 appearances from 5/12-7/21 with opponents batting .214 (25-117) over that stretch...2018: Returned from injury and combined to go 1-1 with a 2.35 ERA (8 ER/30.2 IP) in 20 relief appearances with Down East and Spokane...pitched in 4 G for Spokane on rehab assignment before joining the Wood Ducks on 6/29...did not allow a HR...2017: Appeared in 6 games for Down East from 4/6-23...on disabled list, 4/26-end of season, with right elbow strain...2016: Logged the 2nd-most appearances on the Hickory staff...was 4-2, 2.92 (20 ER/61.2 IP) as a reliever and 2-1, 1.88 (5 ER/24.0 IP) as a starter...shifted to rotation on 8/7...ended the season with 11.0 scoreless innings over his last 3 starts, 8/20-9/1...2015: Worked mostly out of the Spokane bullpen in his first professional season...was 1-0, 4.05 (6 ER/13.1 IP) over 4 starts and 0-3, 4.50 (10 ER/20.0 IP) in 9 relief appearances...Notes: Was a late convert to the mound, making the switch to pitcher as a junior at Angelo State University...was a Lone Star Conference First Team selection as a senior at Angelo State, going 10-3 with a 2.22 ERA (26 ER/105.1 IP), 3 complete games, a shutout, and 106 strikeouts in 17 games/starts...named the 3rd-best professional prospect in Division 2 as a senior by Baseball America...began his college career as a first baseman at Texas Tech University...attended Lubbock Coronado High School.

YEAR	CLUB	W-L	ERA	G	GS	CG	SHO	SV	IP	H	R	ER	HR	HB	BB-I	SO	WP	BK
2015	Spokane	1-3	4.32	13	4	0	0	0	33.1	31	21	16	3	0	15-0	29	7	0
2016	Hickory	6-3	2.63	36	5	0	0	2	85.2	99	35	25	7	4	21-1	57	4	0
2017	Down East	1-1	4.91	6	0	0	0	1	11.0	15	10	6	1	1	4-0	5	1	0
2018	Spokane	0-0	0.00	4	0	0	0	0	6.0	1	0	0	0	1	1-0	3	0	0
	Down East	1-1	2.92	16	0	0	0	1	24.2	28	11	8	0	2	10-0	21	2	0
2019	Frisco	8-5	4.63	34	2	0	0	2	72.0	65	41	37	3	3	29-0	72	8	0
MINOR TOTALS		17-13	3.56	109	11	0	0	6	232.2	239	118	92	14	11	80-1	187	22	0

BAUTISTA, KELVIN

LHP

Ht./Wt.: 5-10/160 Bats/Throws: L/L Born: July 7, 1999 in Santo Domingo, DR
 Opening Day Age: 20 Resides: Higuey, DR
 Acquired: Signed as a non-drafted free agent on Oct. 6, 2017
 Signed By: Danilo Troncoso

2019: Combined to go 1-0, 2.48 (8 ER/29.0 IP) in 14 G with the AZL Rangers and DSL Rangers1...2018: Made pro debut as a reliever for DSL Rangers2.

YEAR	CLUB	W-L	ERA	G	GS	CG	SHO	SV	IP	H	R	ER	HR	HB	BB-I	SO	WP	BK
2018	DSL Rangers2	2-1	5.00	18	0	0	0	0	27.0	25	18	15	0	3	17-0	25	7	0
2019	DSL Rangers1	1-0	1.57	11	0	0	0	3	23.0	14	4	4	1	2	9-0	37	3	0
	AZL Rangers	0-0	6.00	3	0	0	0	0	6.0	6	4	4	0	1	4-0	9	4	0
MINOR TOTALS		3-1	3.70	32	0	0	0	3	56.0	45	26	23	1	6	30-0	71	14	0

BENJAMIN, WES

LHP

Ht./Wt.: 6-2/210 Bats/Throws: R/L Born: July 26, 1993 in Winfield, IL
 Opening Day Age: 26 Resides: St. Charles, IL
 Acquired: Selected in the 5th round of the 2014 June draft...signed on June 15, 2014.
 Signed By: Dustin Smith

2019: Led Nashville staff with 114 SO and ranked 3rd with 7 wins...his 135.1 IP were a career high...went 3-1, 3.75 (24 ER/57.2 IP) with .245 opp. BA over 10 G/9 GS in 2nd "half" after going 4-5, 6.84 (59 ER/77.2 IP) with .312 opp. BA over 17 G/16 GS in 1st "half"...2018: Named to Texas League mid-season All-Star team after tying for the Frisco club lead in wins (5) and ranking among staff leaders in starts (T3rd, 15), SO (3rd, 72), and IP (4th, 79.2)...including 3 rehab starts with the AZL Rangers, combined to go 5-6, 3.32 (32 ER/86.2 IP) in 18 G/GS...owned reverse splits, limiting RHB to a .213 average compared to .309 mark by LHB...on disabled list, 6/7-7/31, with left elbow strain...2017: Made a team-high 22 starts at Down East...ranked among the Carolina League leaders in wins (T3rd, 10) and ERA (7th, 3.94)...went 3-6 with a 5.94 ERA (33 ER/50.0 IP) over 1st 10 starts...compiled the 2nd-lowest ERA in the CL from 6/14-end of the season, going 7-1 with a 2.49 ERA (19 ER/68.2 IP)...was on disabled list, 7/1-13, with left elbow impingement...named CL Pitcher of the Week for 8/14-20 after 7.2 IP, 2 H, 0 R performance on 8/15 at CAR...2016: Compiled the 4th-lowest ERA among Texas farmhands in his 1st full pro season...was 6-5, 4.28 (43 ER/90.1 IP) as a starter and had 11.2 scoreless innings over 3 relief appearances...

held opponents to a .268 average (105-392), including a .230 mark (26-113) by LHB...**2015:** After AZL Rangers debut, went on the disabled list from 7/11-end of season with left forearm strain...**2014:** Did not appear while recovering from Tommy John ligament transplant surgery...**Notes:** Limited to 7 starts as a junior at the University of Kansas after tearing the ulnar collateral ligament in his left elbow during a start on 3/28/14 at Oklahoma... underwent Tommy John surgery 4/10/14 with the procedure performed by Dr. James Andrews...was a 2012 All-Big 12 Freshman Team selection... named All-State following his junior season at St. Charles East (Ill.) High School...drafted by the New York Yankees in the 48th round of the 2011 June draft...father, Scott, played football at Shippensburg (Pa.) University and mother, Jan, played lacrosse at Ohio University.

YEAR	CLUB	W-L	ERA	G	GS	CG	SHO	SV	IP	H	R	ER	HR	HB	BB-I	SO	WP	BK
2015	AZL Rangers	0-0	0.00	1	1	0	0	0	1.0	0	0	0	0	0	1-0	2	0	0
2016	Hickory	6-5	3.79	21	18	0	0	0	102.0	105	45	43	13	3	22-0	101	4	1
2017	Down East	10-7	3.94	22	22	0	0	0	118.2	133	53	52	8	3	34-0	101	15	0
2018	Frisco	5-6	3.62	15	15	0	0	0	79.2	76	32	32	9	0	20-0	72	4	0
	AZL Rangers	0-0	0.00	3	3	0	0	0	7.0	3	0	0	0	0	1-0	9	0	0
2019	Nashville	7-6	5.52	27	25	0	0	1	135.1	154	96	83	24	2	53-0	114	4	0
MINOR TOTALS		28-24	4.26	89	84	0	0	2	443.2	471	226	210	54	8	134-0	399	27	1

BIBENS-DIRKX, AUSTIN **RHP**

Ht./Wt.: 6-1/225 Bats/Throws: R/R Born: April 29, 1985 in Salem, OR
 Opening Day Age: 34 Resides: Meridian, ID
 Acquired: Signed as a minor league free agent on June 16, 2016.
 Signed By: Phil Geisler (Seattle)

2019: Signed a 2-year minor league contract with Texas on 6/28 and spent remainder of season with Nashville...had 2 injured list stints: 8/1-18 (right ankle sprain) and 8/26-end of season (left wrist sprain)...following the season, pitched for Jalisco of the Mexican Pacific Winter League and Escogido of the Dominican Winter League...**2018:** Had 4 stints with the Rangers (5/24-29, 6/19-7/8, 7/20-8/4, 9/4-end of season)...went 2-2, 3.71 (14 ER/34.0 IP) in 6 starts and 0-1, 13.91 (17 ER/11.0 IP) in 7 relief app...underwent season-ending surgery on 9/19 performed by Dr. Keith Meister to repair torn cartilage in his left knee...spent balance of year at Round Rock...**2017:** Ranked among team leaders in wins (6th, 5), starts (8th, 6), innings (8th, 69.1), and games (19th, 24) in his 1st ML season...voted Rangers Rookie of the Year by the DFW BBWAA chapter...contract purchased from Round Rock on 5/7...went 2-1, 4.72 (18 ER/34.1 IP) in 6 starts and 3-1, 4.63 (18 ER/35.0 IP) in 18 relief app...for game on 5/31 vs. TB (age 32.032), became oldest pitcher in Rangers history at the time of his 1st ML start...opened his career with 3 straight victories, longest career-opening win streak by a Texas pitcher since Lissalvero Bonilla in 2014...outduled Max Scherzer for 1st career road win on 6/11 at WAS (7.0 IP, 1 R-ER), setting a Rangers rookie record (dating to '74) by retiring 19 straight at one point...became a free agent on 11/6 and re-signed to minors contract on 12/19...**2016:** Signed as a minor league free agent on 6/16 and pitched in 17 G/13 GS at Round Rock...began season with Lancaster in the independent Atlantic League...**2015:** Combined to go 7-9, 4.17 (53 ER/114.1 IP) over 25 G/21 GS with Buffalo (AAA) and New Hampshire (AA) in the TOR organization...was 5-4, 3.44 (25 ER/65.1 IP) in 13 games/12 starts with Aragua in the Venezuelan Winter League...**2014:** Split season between New Hampshire and Buffalo, going 8-6 with a 3.81 ERA (43 ER/113.1 IP) in 34 games/16 starts...was 1-3 with a 4.43 ERA (11 ER/22.1 IP) over 6 games/5 starts with Este in the Dominican Winter League...**2013:** Was 12-9 with a 2.48 ERA (46 ER/166.2 IP) over 29 games/23 starts with High-A Dunedin and New Hampshire in his 1st season in the TOR organization...was 1-0, 2.38 (3 ER/11.1 IP) in 3 games/2 starts with Zulia in the Venezuelan Winter League...**2012:** Was a non-roster invite to Nationals spring training and combined to go 2-4, 6.40 (50 ER/70.1 IP) over 39 G/4 GS in the WAS and COL organizations...released by WAS on 8/11 and signed by COL on 8/15...went 2-3 with a 2.61 ERA (17 ER/58.2 IP) over 13 games/11 starts with Zulia in the Venezuelan Winter League...**2011:** In final season in Cubs organization, combined to go 6-7 with a 5.94 ERA (86 ER/130.1 IP) in 29 games/22 starts with Iowa (AAA) and Tennessee (AA)...was 7-3, 2.19 (19 ER/78.0 IP) over 14 games/13 starts with Zulia...**2010:** Named a mid-season All-Star in the Southern League...was 10-7 with a 3.78 ERA (58 ER/138.0 IP) in 29 games/24 starts with Iowa and Tennessee...**2009:** Signed by Chicago-NL as a minor league free agent on 7/5 and had a 2.04 ERA (16 ER/70.2 IP) in 12 games/8 starts for Low-A Peoria...began season with Victoria in the Golden Baseball League...**2008:** Worked out of the bullpen at High Desert in final season in Seattle organization...released by Seattle on 3/30/09...**2007:** Spent 1st full season at High Desert...**2006:** Pitched at 3 levels of the Seattle farm system in 1st pro season...**Notes:** Austin Mitchell Bibens-Dirkx...he and wife Leah reside in Meridian, Idaho...originally selected by Seattle in the 16th round of the 2006 June draft...played college baseball at both the University of Portland and Chemeketa (Ore.) Community College...graduated from McNary (Ore.) HS.

YEAR	CLUB	W-L	ERA	G	GS	CG	SHO	SV	IP	H	R	ER	HR	HB	BB-I	SO	WP	BK
2006	Everett	0-0	0.00	3	0	0	0	1	4.0	1	0	0	0	0	1-0	6	1	0
	Tacoma	0-0	0.00	1	0	0	0	0	2.0	2	0	0	0	0	1-0	5	0	0
	Wisconsin	2-2	1.95	25	0	0	0	4	32.1	24	7	7	0	0	7-1	38	0	0
2007	High Desert	3-1	4.42	31	0	0	0	8	38.2	40	25	19	2	5	20-1	26	6	0
2008	High Desert	1-1	7.95	32	0	0	0	1	43.0	58	39	38	9	3	16-1	31	5	0
	AZL Mariners	0-0	2.25	6	6	0	0	0	8.0	5	2	2	0	0	0-0	10	0	0
2009	Victoria	2-2	3.70	8	8	1	0	0	48.2	50	20	20	1	0	13-3	54	1	0
	Peoria	7-2	2.04	12	8	1	0	1	70.2	55	19	16	4	0	9-0	50	1	0
2010	Tennessee	5-3	3.27	16	16	0	0	0	85.1	59	34	31	6	2	27-1	68	2	0
	Iowa	5-4	4.61	13	8	0	0	0	52.2	55	34	27	9	1	21-0	34	2	0
2011	Iowa	4-5	6.07	24	17	0	0	0	105.1	125	75	71	18	10	31-1	75	3	0
	Tennessee	2-2	5.40	5	5	0	0	0	25.0	26	15	15	3	1	9-0	16	2	0
2012	Syracuse	0-3	5.59	29	2	0	0	1	46.2	57	31	29	4	3	16-1	41	2	0
	Harrisburg	1-0	2.25	3	2	0	0	0	12.0	9	3	3	1	0	2-0	12	1	0
	Colorado Springs	1-1	13.89	7	0	0	0	0	11.2	20	18	18	2	0	12-1	10	1	0
2013	New Hampshire	3-4	1.92	12	10	0	0	0	65.2	47	19	14	3	5	17-0	57	2	0
	Dunedin	9-5	2.85	17	13	0	0	0	101.0	84	43	32	6	4	26-0	98	5	0
2014	New Hampshire	6-4	3.16	17	12	0	0	0	74.0	67	30	26	11	0	12-0	57	3	0
	Buffalo	2-2	3.89	17	4	0	0	0	39.1	40	18	17	4	1	11-0	35	2	0
2015	Buffalo	0-1	4.67	5	3	0	0	0	17.1	20	9	9	1	0	4-0	18	1	0
	New Hampshire	7-8	4.08	20	18	0	0	0	97.0	100	51	44	11	3	28-0	86	6	0
2016	Lancaster	3-3	3.81	10	10	1	0	0	54.1	52	23	23	3	6	19-0	50	2	0
	Round Rock	3-2	4.34	17	13	0	0	0	85.0	85	42	41	11	5	25-0	62	1	0
2017	Round Rock	0-2	3.04	6	3	0	0	0	23.2	22	9	8	3	0	7-1	20	2	0
	Texas	5-2	4.67	24	6	0	0	0	69.1	74	36	36	14	3	20-0	38	3	0
2018	Round Rock	3-6	5.68	17	15	1	0	0	82.1	94	59	52	14	3	28-0	79	8	0
	Texas	2-3	6.20	13	6	0	0	0	45.0	56	33	31	9	5	14-0	33	2	0
2019	Nashville	2-3	7.98	8	8	0	0	0	38.1	49	35	34	11	1	15-0	33	3	0
MAJOR TOTALS		7-5	5.27	37	12	0	0	0	114.1	130	69	67	23	8	34-0	71	5	0
MINOR TOTALS		66-61	4.29	343	163	2	0	17	1161.0	1144	617	553	133	47	345-8	967	59	0
INDEPENDENT TOTALS		5-5	3.76	18	18	2	0	0	103.0	102	43	43	4	6	32-3	104	3	0

BICE, DYLAN**RHP**

Ht./Wt.: 6-4/265 Bats/Throws: L/R Born: Aug. 17, 1997 in Ringgold, GA
 Opening Day Age: 22 Resides: Ringgold, GA
 Acquired: Selected in the 23rd round of the 2016 June draft...signed on June 14, 2016.
 Signed By: Derrick Tucker

2019: Combined to post no record and 1.31 ERA (3 ER/20.2IP) over 13 G/1 GS at 3 levels...began season with Hickory before going on injured list from 5/11-end of season with a back injury...made 6 rehab app. with Spokane and AZL Rangers...**2018:** Made 4 appearances for the AZL Rangers and did not allow an earned run while converting a pair of saves...**2017:** Returned to the AZL Rangers and split time between the bullpen and rotation...**2016:** Logged 13 relief outings in 1st pro season...**Notes:** Graduated from Heritage (Ga.) High School...had committed to East Tennessee State University.

YEAR	CLUB	W-L	ERA	G	GS	CG	SHO	SV	IP	H	R	ER	HR	HB	BB-I	SO	WP	BK
2016	AZL Rangers	0-2	5.73	13	0	0	0	0	22.0	33	19	14	1	3	7-0	23	1	1
2017	AZL Rangers	1-2	4.58	10	6	0	0	0	39.1	31	22	20	2	1	21-0	40	3	2
2018	AZL Rangers	0-0	0.00	4	0	0	0	2	3.1	1	0	0	0	0	1-0	4	0	0
2019	Hickory	0-0	2.53	7	0	0	0	0	10.2	9	3	3	1	0	3-0	16	2	0
	AZL Rangers	0-0	0.00	3	1	0	0	0	4.0	2	2	0	0	0	2-0	8	1	0
	Spokane	0-0	0.00	3	0	0	0	1	6.0	3	0	0	0	1	3-0	5	1	0
MINOR TOTALS		1-4	3.90	40	7	0	0	3	85.1	79	46	37	4	5	37-0	96	8	3

BIGGERS, JAX**INF**

Ht./Wt.: 5-9/185 Bats/Throws: L/R Born: April 7, 1997 in Missouri City, TX
 Opening Day Age: 22 Resides: Missouri City, TX
 Acquired: Selected in the 8th round of the 2018 June draft...signed on July 2, 2018.
 Signed By: Josh Simpson

2019: Recorded nearly as many BB (34) as SO (39) at Hickory...his 0.87 BB/K figure ranked 2nd in the South Atlantic League (min. 250 PA)...on injured list from 4/4-5/29 with a left hamstring strain...batted .169 (10-59) in 19 G with Surprise in the Arizona Fall League...**2018:** Combined to bat .253 (40-158) in 40 G with the AZL Rangers and Spokane...served as Indians' starting shortstop and ranked T2nd on club in SB (6) despite appearing in half of the team's games...from 8/10-end of season, batted .300 (24-80) in 19 G...**Notes:** Played 2 seasons at the University of Arkansas, helping the Razorbacks reach the College World Series Finals in 2018...reached the 2016 NJCAA CWS in his one year at Cisco (Texas) Junior College before transferring to Arkansas, batting .385 with 7 HR and 50 RBI in 64 G...graduated from Ridge Point High School in Missouri City, Texas, where he played baseball, football, and basketball...his father, Brian, was an assistant baseball coach at Lamar University from 1994-97.

YEAR	CLUB	AVG	G	AB	R	H	TB	2B	3B	HR	RBI	SH	SF	BB-I	SO	SB	CS	HP	GDP	OBP	SLG
2018	AZL Rangers	.000	1	4	0	0	0	0	0	0	0	0	0	1-0	1	0	1	0	0	.200	.000
	Spokane	.260	39	154	26	40	51	6	1	1	20	0	2	18-0	29	6	3	2	1	.341	.331
2019	Hickory	.282	76	255	42	72	90	8	2	2	24	5	3	34-0	39	12	6	3	4	.369	.353
MINOR TOTALS		.271	116	413	68	112	141	14	3	3	44	5	5	53-0	69	18	10	5	5	.357	.341

BRADFORD, CODY**LHP**

Ht./Wt.: 6-4/200 Bats/Throws: L/L Born: Feb. 22, 1998 in Aledo, TX
 Opening Day Age: 22 Resides: Aledo, TX
 Acquired: Selected in the 6th round of the 2019 June draft...signed on July 3, 2019
 Signed By: Josh Simpson

2019: Did not see official game action while recovering from surgery for thoracic outlet syndrome...**Notes:** Named 2018 Big 12 Conference Pitcher of the Year after going 7-6 with a 2.51 ERA and 87 strikeouts in 96.2 innings over 14 starts as a sophomore at Baylor University...was a preseason All-America selection heading into 2019, but pitched in just 3 games before missing the rest of the campaign due to thoracic outlet syndrome...became the first pitcher in program history to throw back-to-back complete game shutouts, doing so on 4/20/18 vs. TCU and 4/27/18 at Kansas State...member of the 2018 USA Baseball Collegiate National Team...prepped at Aledo (Texas) High School, where he also ran track and was valedictorian of the 2016 class...grew up a Rangers fan and idolized pitcher Derek Holland.

BREMER, NOAH**RHP**

Ht./Wt.: 6-4/210 Bats/Throws: R/R Born: May 13, 1996 in Berkeley, CA
 Opening Day Age: 23 Resides: Berkeley, CA
 Acquired: Selected in the 6th round of the 2017 June draft...signed on June 20, 2017.
 Signed By: Gary McGraw

2019: Combined to go 4-0, 2.86 (25 ER/78.2 IP) in 15 G/14 GS for Down East and the AZL Rangers...on injured list from 5/6-7/7 with a right forearm strain, as only AZL outing came on rehab assignment...held Carolina League opponents to a .202 BA, 6th-lowest on circuit (min. 70 IP)...went 1-0, 9.95 (7 ER/6.1 IP) in 3 G/GS for Surprise in the Arizona Fall League...**2018:** Transitioned from a relief role and made 17 starts for Hickory...tossed a 7.0-inning CG in the opener of a doubleheader on 6/12 at Greensboro (1 R-ER, 7 SO)...opponents batted .298/.351/.444/.795, with LHB at .259 and RHB at .333...on disabled list, 4/9-5/24, with left oblique strain...**2017:** Combined to go 1-0 with a 2.61 ERA (6 ER/20.2 IP) over 12 relief outings with the AZL Rangers and Spokane...made pro debut with AZL Rangers on 6/30 and was promoted to Spokane on 7/3...**Notes:** Was an All-Pac-12 selection in 2017 for the University of Washington, going 6-3 with a 3.15 ERA (36 ER/103.0 IP) and 103 strikeouts over 15 games/9 starts...was among the conference leaders in innings (T3rd), strikeouts (4th), and wins (T9th)...left Seattle ranked among the Huskies all-time leaders in innings (3rd, 284), strikeouts (6th, 205), and career starts (T6th, 40)...was a first-team All-West Alameda Foothills and third team all-state at Berkeley (Calif.) High School under his father, Matt...brother, Tyler, played at Baylor and was selected by the Chicago Cubs in the 27th round of the 2012 draft.

YEAR	CLUB	W-L	ERA	G	GS	CG	SHO	SV	IP	H	R	ER	HR	HB	BB-I	SO	WP	BK
2017	AZL Rangers	0-0	40.50	1	0	0	0	0	0.2	3	3	3	0	0	1-0	1	0	0
	Spokane	1-0	1.35	11	0	0	0	0	20.0	10	4	3	1	1	4-0	30	0	0
2018	Hickory	5-7	4.20	17	17	1	0	0	81.1	94	42	38	8	1	25-0	69	6	0
2019	Down East	3-0	2.97	14	14	0	0	0	75.2	53	26	25	2	5	24-0	68	2	1
	AZL Rangers	1-0	0.00	1	0	0	0	0	3.0	4	1	0	0	0	0-0	6	0	0
MINOR TOTALS		10-7	3.44	44	31	1	0	0	180.2	164	76	69	11	7	54-0	174	8	1

BRENNAN, TIM**RHP**

Ht./Wt.: 6-4/220

Bats/Throws: R/R

Born: Dec. 18, 1996 in Philadelphia, PA

Opening Day Age: 23

Resides: Philadelphia, PA

Acquired: Selected in the 7th round of the 2018 June draft...signed on June 14, 2018

Signed By: Brian Matthews

2019: Led all Texas farmhands in wins, combining to go 11-6, 3.84 (53 ER/124.1 IP) over 21 G/GS for Down East and Hickory...also had the lowest BB/9 rate (1.01) among organization qualifiers...had a pair of 7.0-inning CGs: 5/6 at Kannapolis and 7/25 vs. Carolina...opponents batted .251 (118-471), .213 (57-268) by RHB and .300 (61-203) by LHB...2018: Did not see official game action...Notes: Garnered All-ECAC first team honors as a junior at St. Joseph's (Pa.) University...went 9-3 with a 2.94 ERA (29 ER/88.2 IP) and 5 BB/84 SO over 13 G/12 GS during final season...his 0.51 BB/9 rate and 16.80 SO/BB figure both led the nation in 2018...left campus among the school's all-time leaders in wins (2nd, 20) and strikeouts (2nd, 216)...was a 3-time *Philadelphia Inquirer* All-Southeastern Pennsylvania selection at Holy Ghost Prep...he also captured the basketball team at Holy Prep.

YEAR	CLUB	W-L	ERA	G	GS	CG	SHO	SV	IP	H	R	ER	HR	HB	BB-I	SO	WP	BK
2019	Hickory	7-3	3.58	13	13	1	0	0	78.0	66	35	31	4	5	9-0	57	2	0
	Down East	4-3	4.27	8	8	1	1	0	46.1	52	24	22	1	2	5-0	25	0	1
MINOR TOTALS		11-6	3.84	21	21	2	1	0	124.1	118	59	53	5	7	14-0	82	2	1

BUENO, HEVER**RHP**

Ht./Wt.: 6-2/210

Bats/Throws: R/R

Born: Nov. 23, 1994 in Mesa, AZ

Opening Day Age: 25

Resides: Mesa, AZ

Acquired: Selected in the 9th round of the 2016 June draft...signed on June 21, 2016.

Signed By: Josh Simpson

2019: Transitioned to a full-time relief role and tallied career bests in wins (4), ERA (2.14), and IP (42.0) over 25 G for Hickory...was scoreless in 19 of 25 G and fanned multiple batters in 18 of 25 G...opponents slashed .172/.288/.255 (.543 (25-145) overall...on injured list from 5/2-6/4 with right elbow tendinitis...went 1-3, 4.09 (6 ER/11.0 IP) in 10 G for Auckland in the Australian Baseball League...2018: Sidelined for entire campaign with a right elbow injury...2017: Combined to go 2-1 with a 4.86 ERA (20 ER/37.0 IP) over 11 games/8 starts with the AZL Rangers and Spokane in his 1st official action as a pro...promoted to Spokane on 7/26...had career-best 10 strikeouts over 4.0 IP in final start of season on 8/29 at Salem-Keizer...2016: Missed entire season following "Tommy John" surgery on 6/13/16...Notes: Limited to 2 starts at Arizona State as a junior due to injury, going 1-0, 2.84 (2 ER/6.1 IP) with 9 strikeouts...had 39 strikeouts over 38.1 innings in 3 seasons with the Sun Devils...was 3-1 with a 2.94 ERA (6 ER/18.1 IP) and 25 strikeouts over 8 games/2 starts for the Madison Mallards in the Northwoods League in 2015...was selected by the New York Yankees in the 17th round of the 2013 June draft out of Westwood High School in Mesa, Ariz...was a 2013 Second Team All-League Pitcher and City Pitcher of the Year at Westwood.

YEAR	CLUB	W-L	ERA	G	GS	CG	SHO	SV	IP	H	R	ER	HR	HB	BB-I	SO	WP	BK
2016									INJURED - DID NOT PITCH									
2017	AZL Rangers	2-1	3.94	5	2	0	0	0	16.0	16	14	7	0	1	10-0	18	3	0
	Spokane	0-0	5.57	6	6	0	0	0	21.0	20	16	13	1	2	16-0	26	5	0
2018									INJURED - DID NOT PITCH									
2019	Hickory	4-1	2.14	25	0	0	0	0	42.0	25	11	10	2	2	22-0	54	2	1
MINOR TOTALS		6-2	3.42	36	8	0	0	0	79.0	61	41	30	3	5	48-0	98	10	1

BUITIMEA, MARTIN**RHP**

Ht./Wt.: 6-2/185

Bats/Throws: R/R

Born: April 14, 1998 in Huatabampo, Mexico

Opening Day Age: 21

Resides: Huatabampo, Mexico

Acquired: Signed as a non-drafted free agent on June 15, 2015.

Signed By: Manuel Velez

2016-19: Combined to go 10-4, 2.33 (46 ER/178.0 IP) in 53 G/18 GS over 4 seasons in the DSL...in 2019, ranked among DSL leaders in ERA (4th, 1.89), WHIP (5th, 0.97), and swing and miss pct. (15th, 37.2%), leading DSL Rangers 1 staff in IP (62.0), SO (59), and opp. BA (.200)...in 2018, his 1.06 ERA ranked 4th in the DSL (min. 50 IP).

YEAR	CLUB	W-L	ERA	G	GS	CG	SHO	SV	IP	H	R	ER	HR	HB	BB-I	SO	WP	BK
2016	DSL Rangers2	0-0	4.62	12	0	0	0	1	25.1	25	16	13	1	2	8-0	18	5	0
2017	DSL Rangers2	1-1	2.67	9	0	0	0	3	27.0	27	11	8	2	2	7-0	21	2	0
	DSL Rangers1	1-0	4.26	7	1	0	0	1	12.2	13	7	6	0	3	6-0	12	1	0
2018	DSL Rangers1	3-0	1.06	13	5	0	0	3	51.0	39	8	6	0	3	14-0	49	4	0
2019	DSL Rangers1	5-3	1.89	12	12	0	0	0	62.0	44	13	13	0	5	16-0	59	7	0
MINOR TOTALS		10-4	2.33	53	18	0	0	8	178.0	148	55	46	3	15	51-0	159	19	0

BURKHOLDER, NOAH**RHP**

Ht./Wt.: 6-5/205

Bats/Throws: R/R

Born: Aug. 20, 1996 in Crown Point, IN

Opening Day Age: 23

Resides: Crown Point, IN

Acquired: Selected in the 34th round of the 2018 June draft...signed on June 14, 2018.

Signed By: Michael Medici

2019: Missed the entire season after undergoing "Tommy John" ligament transplant surgery on 7/12/19...2018: Did not appear in a game following right shoulder surgery on 2/28/18...Notes: Pitched one season at Waubesa (Ill.) Community College...attended the University of Louisville from 2016-17 but did not appear in a game...graduated from Crown Point (Ind.) High School and participated in USA Baseball 18U National Team Trials in 2014...his father, Brett, played basketball at DePaul University and was selected by the Milwaukee Bucks in the 8th round of the 1983 NBA Draft.

BUSH, MATT**RHP**

Ht./Wt.: 6-0/205

Bats/Throws: R/R

Born: Feb. 8, 1986 in San Diego, CA

Opening Day Age: 34

Resides: Colleyville, TX

Acquired: Signed as a minor league free agent on Dec. 8, 2015.

Signed By: Tim McWilliams (San Diego)

2019: Opened season in extended spring training while recovering from right elbow surgery...assigned to Frisco on 6/8 and made 9 relief appearances for the RoughRiders before undergoing "Tommy John" ligament transplant surgery on 7/2/19...Double-A opponents batted .103 (3-29), including .059 (1-17) mark by RHB...elected free agency on 11/4/19 before signing a 2-year minor league contract on 12/16...2018: Made 21 appearances for the Rangers, but last outing was 6/13 at LAD, as he was on the disabled list from 6/14-end of season with a right elbow strain...transferred to 60-day DL on 7/8...after attempting a throwing program, had season-ending surgery on 9/19 performed by Dr. Keith Meister to repair a partially torn ulnar collateral ligament in his right elbow...was non-tendered on 11/30/18, but signed to minors contract on 12/17/18...2017: Ranked 2nd on TEX staff in games (57), games finished (22), and saves (10) in his sophomore season...was the club's closer from late April thru end of June and went 10-for-15 in save

chances, with team-high 5 blown saves ranking T10th-most in A.L....had an injection in his right AC joint on 4/12 and did not pitch 4/10-15...was on disabled list from 8/21-9/9 with a right knee MCL sprain suffered in a collision with Joey Gallo while catching a popup on 8/20 vs. CWs...2016: Ranked among the A.L. relief leaders in opp. OPS (4th, .525), wins (7th, 7), opp. SLG (7th, .281), opp. OBP (8th, .244), WHIP (9th, 0.941), holds (10th, 22), ERA (15th, 2.48) in his 1st Major League action...had contract purchased from Frisco on 5/13 and posted 1.02 ERA (2 ER/17.2 IP) over 1st 19 ML outings through 6/22...made 2 app. in ALDS vs. TOR (0-1, 0.00, 1 UER/3.2 IP)...2012-15: Was in Tampa Bay's 2012 spring training camp...last outing was 3/16/12 at TOR, retiring all 3 batters faced...spent entire campaign on Rays restricted list and was released on 10/5/12...sentenced to 4 years and 3 months in prison on 12/18/12 after pleading no contest to driving under the influence with serious bodily injury pertaining to incident on 3/22/12 in Port Charlotte, Fla...released from the Hamilton Correctional Institution in Jasper, Fla., on 10/30/15...signed by Texas as a minor league free agent on 12/18/15...2011: Recorded the 3rd-most strikeouts among Southern League relievers (77 SO/50.1 IP)...posted a 13.8 SO/9 rate, recording multiple strikeouts in 23 of 36 appearances...2010: Signed with the Rays on 1/25 and spent the next 2 months at the Winning Innings Baseball Academy in Clearwater, Fla., where he was employed, worked out, and lived...limited to 10 relief appearances with Gulf Coast Rays and Charlotte due to multiple disabled list stints...after the season underwent surgery on his right radial nerve (upper arm) by Dr. Kooc Eaton in St. Petersburg...2009: Acquired by Toronto from San Diego in exchange for future considerations on 2/10...released from Toronto's minor league camp on 3/31 for failing to comply with team guidelines...2008: Missed entire season while recovering from Tommy John ligament transplant surgery in Aug. 2007...2007: Converted to the mound mid-way through his 4th pro season...started season with Lake Elsinore and played his final game at shortstop on 5/30...did not appear in an official game on the mound until 6/22 vs. AZL Mariners (1.0 IP, 2 SO)...promoted to Low-A Fort Wayne on 8/7...faced 2 batters in Fort Wayne debut on 8/9 at Burlington before tearing ulnar collateral ligament in right elbow...2004-07: Batted .219 (158-722) with 3 HR in 206 minor league games at shortstop...Notes: Selected by San Diego with the 1st overall pick in the 2004 June draft out of Mission Bay (Calif.) High School...signed by Padres scout Tim McWilliams...married the former Mary Claire Johnston on 11/18/17...set several state records during his prep career at Mission Bay, including hits (211) and runs scored (196).

YEAR	CLUB	W-L	ERA	G	GS	CG	SHO	SV	IP	H	R	ER	HR	HB	BB-I	SO	WP	BK	
2007	AZL Padres	1-0	1.23	6	0	0	0	0	7.1	5	1	1	0	1	2-0	16	0	0	
	Fort Wayne	0-0	0.00	1	0	0	0	0	0.1	0	0	0	0	0	0-0	0	0	0	
2008		INJURED - DID NOT PITCH																	
2009		DID NOT PITCH																	
2010	Charlotte	0-0	4.32	6	0	0	0	1	8.1	7	4	4	1	0	2-0	12	1	0	
	GCL Rays	1-0	1.69	4	1	0	0	0	5.1	2	1	1	0	1	1-0	8	1	0	
2011	Montgomery	5-3	4.83	36	0	0	0	5	50.1	48	28	27	5	2	24-4	77	6	0	
2012-15		DID NOT PITCH																	
2016	Frisco	0-2	2.65	12	0	0	0	5	17.0	9	5	5	2	1	4-0	18	2	0	
	Texas	7-2	2.48	58	0	0	0	1	61.2	44	18	17	4	1	14-0	61	2	0	
2017	Texas	3-4	3.78	57	0	0	0	10	52.1	57	30	22	7	4	19-0	58	2	0	
2018	Texas	0-0	4.70	21	0	0	0	0	23.0	23	13	12	3	2	14-0	19	1	0	
	Round Rock	1-1	2.00	8	0	0	0	0	9.0	9	2	2	0	0	4-0	14	1	0	
2019	Frisco	0-0	1.04	9	0	0	0	0	8.2	3	1	1	1	0	2-0	7	0	1	
MAJOR TOTALS		10-6	3.35	136	0	0	0	11	137.0	124	61	51	14	7	47-0	138	5	0	
MINOR TOTALS		8-6	3.47	82	1	0	0	11	106.1	83	42	41	9	5	39-4	152	11	1	

CAREER BATTING TOTALS	AVG	G	AB	R	H	TB	2B	3B	HR	RBI	SH	SF	BB-I	SO	SB	CS	HP	GDP	OBP	SLG
2004-07 (SD ORG.)	.219	206	722	86	158	199	22	5	3	70	5	6	71-1	136	15	6	8	22	.294	.276

CARLE, SHANE

RHP

Ht./Wt.: 6-4/215

Bats/Throws: R/R

Born: Aug. 30, 1991 in Santa Cruz, CA

Opening Day Age: 28

Resides: Santa Cruz, CA

Acquired: In a trade with Atlanta on July 25, 2019.

Signed By: Brian Tracy (Pittsburgh)

2019: Acquired from Atlanta in exchange for cash considerations on 7/25...combined to go 5-2, 5.63 (25 ER/40.0 IP) with 17 BB/35 SO over 27 G/1 GS between Gwinnett (Braves AAA) and Nashville after opening the year on the Braves' Major League roster...2018: Logged the 2nd-most relief innings (63.0) and 5th-most relief app. (53) on Atlanta's staff...was on an Opening Day roster for the 1st time...recorded 1st career save in final appearance of season on 9/23 vs. PHI...earned 1st career win on 4/3 vs. WAS (career-high 3.1 IP)...on disabled list from 8/7-9/1 with right shoulder inflammation...compiled a 1.89 ERA (7 ER/33.1 IP) in 28 G at SunTrust Park...acquired by Pittsburgh in a waiver claim from Colorado on 1/4/18...acquired by Atlanta from Pittsburgh in exchange for cash considerations on 1/17/18...2017: Appeared in 3 games for the Rockies in his 1st ML action and spent the balance of the season with Albuquerque (AAA)...made ML debut on 4/14 at SF, fanning Connor Gillaspie for his 1st career strikeout...in the minors, went 3-4, 5.23 (31 ER/53.1 IP) in 33 relief outings and 0-1, 6.23 (6 ER/8.2 IP) in 3 starts...2016: Spent the season with Albuquerque...went 4-8 with a 5.70 ERA (61 ER/96.1 IP) in 19 starts and 1-0 with a 3.60 ERA (6 ER/15.0 IP) in 8 relief appearances...went 1-0 with a 4.19 ERA (9 ER/19.1 IP) in 10 games for Salt River in the Arizona Fall League...2015: Led the Eastern League in wins (14) and tied for the league lead in CG (3) and SHO (2) in his 1st season in the Colorado organization...named to Eastern League mid-season All-Star team...2014: Combined to go 4-8 with a 3.67 ERA (56 ER/137.1 IP) in 27 G/23 GS with West Virginia and Bradenton...acquired by Colorado from Pittsburgh in exchange for RHP Rob Scallion on 11/14/14...2013: Made pro debut with Jamestown...Notes: Began college career at Cabrillo College in Aptos, Calif., where he was a first-team All-Coast Conference selection in 2012 after going 5-4 with a 3.21 ERA and 52 strikeouts...was also selected as a Junior College All-Star as a freshman...transferred to Long Beach State University, where he had a 3.56 ERA, two complete games and one shutout over 15 starts his junior season...is a 2010 graduate of Scotts Valley (Calif.) High School.

YEAR	CLUB	W-L	ERA	G	GS	CG	SHO	SV	IP	H	R	ER	HR	HB	BB-I	SO	WP	BK
2013	Jamestown	1-0	2.15	14	4	0	0	1	50.1	47	18	12	3	2	6-0	43	1	1
2014	West Virginia	2-5	3.72	17	13	0	0	0	82.1	96	43	34	9	7	9-0	47	4	1
	Bradenton	2-3	3.60	10	10	0	0	0	55.0	55	29	22	3	6	13-0	36	0	1
2015	New Britain	14-7	3.48	26	26	3	2	0	160.1	167	71	62	12	5	31-0	100	5	1
	Albuquerque	0-1	9.00	1	1	0	0	0	6.0	9	6	6	1	0	1-0	3	0	0
2016	Albuquerque	5-8	5.42	27	19	0	0	0	111.1	147	75	67	9	5	32-0	88	2	0
2017	Albuquerque	3-5	5.37	36	3	0	0	1	62.0	74	38	37	8	0	22-1	50	3	0
	Colorado	0-0	6.75	3	0	0	0	0	4.0	6	3	3	1	0	0-0	4	1	0
2018	Atlanta	4-1	2.86	53	0	0	0	1	63.0	50	22	20	2	1	27-7	43	2	0
2019	Gwinnett	0-0	0.00	2	0	0	0	0	2.0	2	0	0	0	0	0-0	1	0	0
	Atlanta	0-0	9.64	6	0	0	0	0	9.1	11	10	10	3	3	9-2	6	0	0
	Gwinnett	4-2	5.13	20	1	0	0	0	33.1	39	20	19	2	0	14-2	31	3	2
	Nashville	1-0	8.10	7	0	0	0	0	6.2	13	7	6	0	0	3-0	4	1	0
MAJOR TOTALS		4-1	3.89	62	0	0	1	76.1	67	35	33	6	4	4	36-9	53	3	0
MINOR TOTALS		32-31	4.19	160	77	3	2	2	569.1	649	307	265	47	25	131-3	403	19	6

CARRILLO, ALEX**RHP**

Ht./Wt.: 6-1/235 Bats/Throws: R/R Born: June 6, 1997 in Paramount, CA
 Opening Day Age: 22 Resides: Paramount, CA
 Acquired: Signed as a minor league free agent on Aug. 16, 2019.
 Signed By: Rick Schroeder

2019: Signed to a minor league contract on 8/16 and was scoreless in 3 G/4.1 IP with the AZL Rangers...**Notes:** Spent the summer of 2019 with the St. Cloud Rox in the Northwoods League, going 3-1, 4.10 (12 ER/26.1 IP) in 5 G/4 GS...pitched collegiately at Faulkner (Ala.) University and East Los Angeles College...was a 2018 All-Southern States Athletic Conference First Team selection as a junior at Faulkner after posting a 2.98 ERA with 56 strikeouts over 54.1 innings...attended West Covina (Calif.) High School.

YEAR	CLUB	W-L	ERA	G	GS	CG	SHO	SV	IP	H	R	ER	HR	HB	BB-I	SO	WP	BK
2019	AZL Rangers	0-0	0.00	3	0	0	0	0	4.1	2	0	0	0	0	2-0	6	0	0

CASANOVA, JEAN**RHP**

Ht./Wt.: 6-3/185 Bats/Throws: R/R Born: March 4, 1997 in Waukegan, IL
 Opening Day Age: 23 Resides: Homestead, FL
 Acquired: Selected in the 35th round of the of the 2016 June draft...signed on June 21, 2016.
 Signed By: Mike Medici

2019: Limited to 4 starts with Hickory...underwent 'Tommy John' ligament transplant surgery on 5/31/19 performed by Dr. Keith Meister...2018: Logged career-high 27 G/8 GS for Hickory in 1st action above rookie ball...went 1-3 with a 3.62 ERA (13 ER/32.1 IP) as a starter and 3-1 with a 2.08 ERA (9 ER/39.0 IP) as a reliever...in final 7 G/one GS: 2-1, 0.56 (1 ER/16.0 IP)...opposition batted .259/.333/.415/.748 overall, including .203 (29-143) mark by lefties...2017: Returned to the AZL Rangers and posted a team-high 5 wins...posted an 11.0+ SO/9 rate for the 2nd straight year, but lowered BB/9 rate by nearly a full walk (5.3 to 4.4)...2016: Held opponents to a .196 average (19-97) with a 11.2 SO/9 rate in his 1st pro season...**Notes:** Selected out of Waukegan (Ill.) High School...moved to the United States from the Dominican Republic in the 5th grade...cousin, Raul, was a catcher and played in 387 Major League games from 1996-2008 with Detroit, Milwaukee, New York-NL, Tampa Bay, Baltimore, and Chicago-AL.

YEAR	CLUB	W-L	ERA	G	GS	CG	SHO	SV	IP	H	R	ER	HR	HB	BB-I	SO	WP	BK
2016	AZL Rangers	1-1	3.16	14	2	0	0	0	25.2	19	10	9	0	1	15-0	32	1	0
2017	AZL Rangers	5-2	2.70	11	5	0	0	0	36.2	34	17	11	0	1	18-0	47	4	0
2018	Hickory	4-4	2.78	27	8	0	0	3	71.1	69	30	22	8	2	30-1	55	6	1
2019	Hickory	0-0	4.41	4	4	0	0	0	16.1	20	8	8	1	1	5-0	15	3	0
MINOR TOTALS		10-7	3.00	56	19	0	0	3	150.0	142	65	50	9	5	68-1	149	14	1

CASTILLO, JUAN**RHP**

Ht./Wt.: 6-3/170 Bats/Throws: R/R Born: Sept. 18, 1995 in Santo Domingo, DR
 Opening Day Age: 24 Resides: Santo Domingo, DR
 Acquired: Signed as a non-drafted free agent on Dec. 10, 2014.
 Signed By: Willy Espinal

2019: Tied for the 3rd-most appearances on Spokane staff in his 1st action above rookie ball...2018: Appeared exclusively in relief for the AZL Rangers in his 1st stateside season...2015-17: Logged 37 G with the DSL Rangers.

YEAR	CLUB	W-L	ERA	G	GS	CG	SHO	SV	IP	H	R	ER	HR	HB	BB-I	SO	WP	BK
2015	DSL Rangers1	0-4	5.33	14	2	0	0	1	27.0	31	22	16	1	3	14-0	16	5	0
2016	DSL Rangers2	3-4	4.09	12	10	0	0	1	50.2	53	32	23	3	2	20-0	21	6	0
2017	DSL Rangers1	5-1	1.65	11	11	1	0	0	60.0	42	12	11	1	5	19-0	35	9	1
2018	AZL Rangers	0-1	10.24	11	0	0	0	0	9.2	15	13	11	0	3	13-0	8	6	0
2019	Spokane	1-0	8.46	18	0	0	0	0	27.2	31	30	26	4	4	32-0	20	8	0
MINOR TOTALS		9-10	4.47	66	23	1	0	2	175.0	172	109	87	9	17	98-0	100	34	1

CHANDLER, SEAN**RHP**

Ht./Wt.: 6-6/210 Bats/Throws: R/R Born: Jan. 24, 1997 in Bellevue, NE
 Opening Day Age: 23 Resides: Bellevue, NE
 Acquired: Selected in the 6th round of the 2018 June draft...signed on June 14, 2018.
 Signed By: Dustin Smith

2019: Limited to 10.2 innings with Hickory after undergoing 'Tommy John' ligament transplant surgery on 7/1/19...2018: Ranked among Spokane staff leaders in holds (1st, 6), and games (3rd, 17) in his professional debut...converted all 3 save chances...**Notes:** Named 2018 Iowa Community College Athletic Conference Player of the Year at Iowa Western CC...recorded 123 strikeouts in 74.0 innings for a program that reached as high as no. 2 in the NJCAA baseball rankings...played 2 seasons at the University of Nebraska before transferring...originally drafted by the Milwaukee Brewers in the 32nd round of the 2015 June draft out of Papillion-La Vista (Neb.) High School, but did not sign.

YEAR	CLUB	W-L	ERA	G	GS	CG	SHO	SV	IP	H	R	ER	HR	HB	BB-I	SO	WP	BK
2018	Spokane	0-0	1.27	17	0	0	0	3	21.1	16	6	3	0	2	8-0	22	4	0
2019	Hickory	0-1	5.91	11	0	0	0	0	10.2	9	9	7	1	0	10-0	17	1	1
MINOR TOTALS		0-1	2.81	28	0	0	0	3	32.0	25	15	10	1	2	18-0	39	5	1

CHAVEZ, FRAINYER**INF**

Ht./Wt.: 5-9/180 Bats/Throws: S/R Born: May 24, 1999 in Valencia, VZ
 Opening Day Age: 20 Resides: Little Elm, TX
 Acquired: Selected in the 22nd round of the 2018 June draft...signed on June 14, 2018.
 Signed By: Josh Simpson

2019: Ranked among Hickory leaders in SB (2nd, 17), BB (3rd, 41), and H (4th, 93)...made 108 starts at SS (47), 2B (33), and 3B (28)...garnered internal Texas Defender of the Month recognition for July...batted .270 (50-185) in 2nd half, .239 (43-180) in 1st half...2018: Led the AZL in steals and ranked among the league leaders in hits (77th, 53) and RBI (77th, 31) in 1st pro season...**Notes:** Named to the All-Western Junior College Athletic Conference first team in his only season at Midland (Texas) College...batted .387 with 13 HR and 66 RBI for the Chaps...was born in Venezuela, but graduated from Little Elm (Texas) High School in 2017 and was named UIL District 14-5A Most Valuable Player as a senior.

YEAR	CLUB	AVG	G	AB	R	H	TB	2B	3B	HR	RBI	SH	SF	BB-I	SO	SB	CS	HP	GIDP	OBP	SLG
2018	AZL Rangers	.306	45	173	30	53	70	7	2	2	31	0	2	19-0	37	23	6	2	3	.378	.405
2019	Hickory	.255	115	365	54	93	115	15	2	1	36	5	2	41-0	76	17	8	2	7	.332	.315
MINOR TOTALS		.271	160	538	84	146	185	22	4	3	67	5	4	60-0	113	40	14	4	10	.347	.344

CHIRINOS, MICHAEL

INF

Ht./Wt.: 5-10/175 Bats/Throws: S/R Born: Oct. 11, 1999 in Puerto Cabello, VZ
 Opening Day Age: 20 Resides: Puerto Cabello, VZ
 Acquired: Signed as a non-drafted free agent on July 11, 2016.
 Signed By: Johnny Gomez

2017-19: Batted .281 (165-588) in 173 G over 3 seasons in the DSL, recording more walks than strikeouts each year...in 2019, struck out in 11 of 233 (4.7%) PA, the 2nd-lowest mark among qualified minor leaguers.

YEAR	CLUB	AVG	G	AB	R	H	TB	2B	3B	HR	RBI	SH	SF	BB-I	SO	SB	CS	HP	GDP	OBP	SLG
2017	DSL Rangers2	.211	51	152	25	32	45	4	3	1	25	5	2	21-0	16	9	3	0	4	.303	.296
2018	DSL Rangers1	.318	69	242	47	77	96	7	3	2	42	1	4	49-0	20	13	4	2	5	.431	.397
2019	DSL Rangers1	.289	53	194	38	56	74	7	1	3	45	0	12	25-0	11	19	4	2	6	.356	.381
MINOR TOTALS		.281	173	588	110	165	215	18	7	6	112	6	18	95-0	47	41	11	4	15	.374	.366

CHURCH, MARC

RHP

Ht./Wt.: 6-1/190 Bats/Throws: R/R Born: March 30, 2001 in Atlanta, GA
 Opening Day Age: 18 Resides: Atlanta, GA
 Acquired: Selected in the 18th round of the 2019 June draft...signed on July 3, 2019.
 Signed By: Derrick Tucker

2019: Did not see official game action...**Notes:** Attended North Atlanta (Ga.) High School...as a senior, had 40 strikeouts, 11 walks, and a 2.62 ERA over 26.2 innings on the mound, while batting .397 with 3 home runs...did not begin pitching until his junior year of high school...had committed to North Carolina A&T State University.

COLE, HUNTER

OF

Ht./Wt.: 6-0/205 Bats/Throws: R/R Born: Oct. 3, 1992 in Spartanburg, SC
 Opening Day Age: 27 Resides: Athens, GA
 Acquired: Was acquired as the PTBNL from San Francisco in exchange for RHP Sam Dyson on Nov. 15, 2017.
 Signed By: Andrew Jefferson (San Francisco)

2019: Appeared in a career-low 34 G for Nashville...had 2 injured list stints: 5/29-6/17 and 6/22-end of season with a right thigh strain...slashed .448/.500/.746/1.246 (30-67) in May, 3rd-highest OPS in the Pacific Coast League for the month...**2018:** Combined to bat .299 (113-378) with 16 HR and 47 RBI in 100 G with Frisco and Round Rock, his 1st season in the Texas organization...had the 9th-highest qualifying average among Texas farmhands...began season with Frisco and was named a Texas League mid-season All-Star before promotion to Round Rock on 6/5...on disabled list, 8/8-end of season, with right forearm strain...**2017:** Returned to Richmond (AA) and was limited to 83 games due to a pair of DL stints...batted .218/.287/.385/.672 (34-156) over 1st 46 games before his 1st trip to the disabled list...was on the disabled list, 6/4-21, with a right oblique strain and 6/27-7/26 with right ribcage inflammation...batted .307/.374/.518/.892 (35-114) in final 33 G after activation from the disabled list...acquired by Texas on 11/15 as the player to be named later in the Sam Dyson trade from 6/6...**2016:** Had a career-high 13 HR in 1st full season at the Double-A level...**2015:** Combined to bat .301/.358/.474/.833 (135-449) over 115 games with Augusta (A), San Jose (A+), and Richmond (AA) in the Giants organization...named a mid-season All-Star in the California League...**2014:** Batted .257/.321/.436/.757 (26-101) in 29 games with the AZL Giants and Salem-Keizer (R) in pro debut...**Notes:** Selected by San Francisco in the 26th round of the 2014 June draft...chosen by Washington in the 49th round of the 2011 June draft, but did not sign...posted a .300 average with 14 HR, 36 doubles, and 87 RBI over 157 games/155 starts at the University of Georgia...spent his 1st 2 seasons in Athens as an outfielder, but played third base during his junior campaign...graduated from Dorman (S.C.) High School.

YEAR	CLUB	AVG	G	AB	R	H	TB	2B	3B	HR	RBI	SH	SF	BB-I	SO	SB	CS	HP	GDP	OBP	SLG
2014	AZL Giants	.444	2	9	2	4	5	1	0	0	0	0	0	0-0	1	1	0	0	0	.444	.556
	Salem-Keizer	.239	27	92	17	22	39	5	0	4	10	1	1	8-0	20	1	0	2	1	.311	.424
2015	Augusta	.275	10	40	4	11	17	6	0	0	5	0	0	5-0	12	2	1	1	0	.370	.425
	San Jose	.313	54	217	28	68	107	11	5	6	37	1	4	19-0	42	4	3	4	5	.373	.493
	Richmond	.292	51	192	23	56	89	16	4	3	21	1	1	14-0	46	1	1	0	1	.338	.464
2016	Richmond	.271	126	469	57	127	197	25	3	13	62	2	6	31-0	115	2	4	5	12	.319	.420
2017	Richmond	.249	83	281	29	70	121	20	5	7	34	0	5	31-0	64	2	1	2	8	.323	.431
2018	Frisco	.330	53	200	27	66	103	9	2	8	28	0	3	29-3	55	1	2	1	4	.412	.515
	Round Rock	.264	47	178	32	47	78	7	0	8	19	0	1	11-0	53	0	1	0	4	.305	.438
2019	Nashville	.308	34	104	18	32	55	6	1	5	18	0	0	12-0	33	0	1	0	3	.379	.529
MINOR TOTALS		.282	487	1782	237	503	811	106	20	54	235	5	21	160-3	441	14	14	15	38	.343	.455

COLE, MASON

RHP

Ht./Wt.: 6-6/200 Bats/Throws: R/R Born: Dec. 4, 1997 in Houston, TX
 Opening Day Age: 22 Resides: Round Rock, TX
 Acquired: Selected in the 27th round of the 2019 June draft...signed on June 12, 2019.
 Signed By: Randy Taylor

2019: Did not see official game action...**Notes:** Played 3 seasons at Texas A&M...pitched in 15 total games for the Aggies, all in relief, going 1-0, 3.50 with a .243 opp. BA and 17 strikeouts in 18.0 innings...prepped at Round Rock (Texas) High School, where he went 7-3 with a 2.60 ERA as a senior...father, Curt, played tight end at Texas Tech and spent time on the Green Bay Packers roster...hobbies include hunting, fishing, and restoring old cars.

COLLYER, GAVIN

RHP

Ht./Wt.: 6-1/165 Bats/Throws: R/R Born: May 12, 2001 in Lawrenceville, GA
 Opening Day Age: 18 Resides: Buford, GA
 Acquired: Selected in the 12th round of the 2019 June draft...signed on July 3, 2019.
 Signed By: Derrick Tucker

2019: Made pro debut with the AZL Rangers...**Notes:** Drafted out of Mountain View (Ga.) High School...named to the 2019 *Gwinnett Daily Post* All-County team as a senior after recording a 1.63 ERA and 71 strikeouts over 43.0 innings...had committed to Clemson University.

YEAR	CLUB	W-L	ERA	G	GS	CG	SHO	SV	IP	H	R	ER	HR	HB	BB-I	SO	WP	BK
2019	AZL Rangers	1-1	10.80	6	0	0	0	0	5.0	5	6	6	1	0	6-0	7	3	0

CORBETT, JOE**RHP**

Ht./Wt.: 6-5/230

Bats/Throws: R/R

Born: Oct. 12, 1996 in Oklahoma City, OK

Opening Day Age: 23

Resides: Canyon, TX

Acquired: Selected in the 10th round of the 2019 June draft...signed on June 12, 2019.

Signed By: Josh Simpson

2019: Combined to go 3-0, 1.48 (4 ER/24.1 IP) in 19 G with Spokane and the AZL Rangers...promoted to Spokane on 6/24 and finished 3rd on Indians staff in games (17)...Northwest League opponents went 7-for-73 (.096)...**Notes:** Pitched collegiately at West Texas A&M and Arkansas-Little Rock...went 23-2 with a 2.28 ERA and 39 walks/231 strikeouts in 185.1 innings in 2 seasons at West Texas A&M after transferring...attended Bishop McGuinness High School in Oklahoma City, Okla.

YEAR	CLUB	W-L	ERA	G	GS	CG	SHO	SV	IP	H	R	ER	HR	HB	BB-I	SO	WP	BK
2019	AZL Rangers	0-0	0.00	2	0	0	0	1	2.0	1	0	0	0	0	0-0	3	0	0
	Spokane	3-0	1.61	17	0	0	0	3	22.1	7	7	4	0	2	11-1	27	1	0
MINOR TOTALS		3-0	1.48	19	0	0	0	4	24.1	8	7	4	0	2	11-1	30	1	0

CORDERO, ANDRETTY**INF**

Ht./Wt.: 6-0/220

Bats/Throws: R/R

Born: May 3, 1997 in Santo Domingo, DR

Opening Day Age: 22

Resides: Santo Domingo, DR

Acquired: Signed as a non-drafted free agent on Aug. 3, 2013.

Signed By: Danilo Troncoso

2019: Led the Texas League with a career-high 82 RBI, also posting career bests in H (135), HR (16), R (60), and BB (28)...named to TL mid-season All-Star team...selected TL Player of the Week for 5/13-19 after going 12-for-24 over 6 G...batted .306 (26-85) vs. LHP, .263 (109-415) vs. RHP...posted a 2-HR, 7-RBI game on 4/9 vs. Corpus Christi...played 21 G for Gigantes in the Dominican Winter League, batting .284 (19-67) with 2 HR and 13 RBI...2018: Represented Down East at the Carolina League All-Star Game...tied for the club lead in doubles (27) as primary 1B...batted .447 (21-47) during a 12-G hitting streak from 6/15-29...2017: Combined to bat .279 (83-297) with 12 HR and 49 RBI with Spokane and Hickory in his stateside debut, appearing at first base and third base...began season with Spokane before earning a promotion to Hickory on 7/19...homered in 3 straight and 4 of 5 games from 7/8-13 with Spokane...batted .309 (21-68) against left-handed pitchers compared to .271 (62-229) against righties...2016: Led the DSL Rangers 1 in HR (5) and RBI (48)...2015: Ranked among the DSL League's 2 leaders in HR (T2nd, 4) and RBI (3rd, 32)...2014: Made pro debut with DSL Rangers 1.

YEAR	CLUB	AVG	G	AB	R	H	TB	2B	3B	HR	RBI	SH	SF	BB-I	SO	SB	CS	HP	GDP	OBP	SLG
2014	DSL Rangers 1	.266	43	154	16	41	50	9	0	0	18	2	4	10-0	16	0	2	5	2	.327	.325
2015	DSL Rangers 2	.291	48	189	33	55	79	10	1	4	32	2	4	14-0	27	9	2	6	1	.352	.418
2016	DSL Rangers 1	.290	59	224	36	65	96	12	2	5	48	1	4	18-1	29	7	3	3	3	.345	.429
2017	Spokane	.277	31	119	16	33	66	9	0	8	24	0	0	6-0	25	0	2	3	2	.328	.555
	Hickory	.281	44	178	23	50	72	8	1	4	25	0	0	9-0	38	2	1	1	5	.319	.404
2018	Down East	.262	119	450	39	118	179	27	2	10	57	0	0	18-0	98	1	1	4	16	.297	.398
2019	Frisco	.270	127	500	60	135	204	21	0	16	82	0	2	28-0	98	2	1	4	22	.313	.408
MINOR TOTALS		.274	471	1814	223	497	746	96	6	47	286	4	12	103-1	321	21	12	26	51	.320	.411

CRIM, BLAINE**1B**

Ht./Wt.: 5-11/205

Bats/Throws: R/R

Born: June 17, 1997 in Mobile, AL

Opening Day Age: 22

Resides: Mobile, AL

Acquired: Selected in the 19th round of the 2019 June draft...signed on June 11, 2019.

Signed By: Brian Morrison

2019: Named Northwest League Most Valuable Player after leading the circuit in BA (.335), RBI (45), and OPS (.927)...combined to bat .348 (77-221) in 55 G overall, the highest qualifying BA in the Texas organization...garnered NWL mid- and post-season All-Star honors...named NWL Player of the Week for 7/15-21 after going 11-for-25 (.440), including 1st career multi-HR outing on 7/18 vs. Vancouver (3-for-4, 2 HR, 4 RBI)...his 5-hit game on 7/25 at Tri-City (5-for-6, 2 2B) was 1 of 4 such outings by an NWL hitter in 2019...named a Short-A All-Star by *Baseball America*...**Notes:** Played 4 seasons at Mississippi College, where he finished as the program's all-time leader in hits (250)...totaled a .350 average with 35 HR and 196 RBI in 189 career games...named conference Player of the Year as a senior...attended St. Paul's Episcopal School in Mobile, Ala., and was named Coastal Alabama Player of the Year as a senior...finished high school career with a .521 average and also went 12-1 with a 1.71 ERA on the mound.

YEAR	CLUB	AVG	G	AB	R	H	TB	2B	3B	HR	RBI	SH	SF	BB-I	SO	SB	CS	HP	GDP	OBP	SLG
2019	AZL Rangers	.667	2	9	2	6	8	2	0	0	3	0	0	1-0	0	0	0	0	0	.700	.889
	Spokane	.335	53	212	34	71	112	15	1	8	45	0	1	19-4	28	1	0	4	7	.398	.528
MINOR TOTALS		.348	55	221	36	77	120	17	1	8	48	0	1	20-4	28	1	0	4	7	.411	.543

CROUSE, HANS**RHP**

Ht./Wt.: 6-5/215

Bats/Throws: L/R

Born: Sept. 15, 1998 in Dana Point, CA

Opening Day Age: 21

Resides: Dana Point, CA

Acquired: Selected in the 2nd round of the 2017 June draft...signed on June 16, 2017.

Signed By: Steve Flores

2019: Rated as Texas' 6th-best prospect entering 2020 according to *Baseball America*...achieved career highs in wins (6), starts (19), innings (87.2), and strikeouts (76) for Hickory, finishing the season as the South Atlantic League's 17th-best prospect (BA)...on injured list from 6/14-22 (right elbow impingement) and 8/29-end of season (bone spur in right elbow)...underwent surgery to remove bone spur on 10/2...went 2-0, 2.82 (14 ER/44.2) with 9 BB/42 SO over 1st 10 G/SS and was 3-1, 6.39 (27 ER/38.0 IP) with 8 BB/3 SO in final 8 G/GS...RHB bashed .222/.274/.346/.620 compared to .288/.341/.526/.867 by LHB...posted career-best 2.0 BB/9 in addition to career-low 7.8 SO/9...tabbed by *Baseball America* as Texas' top prospect entering 2019, and was rated "Best Fastball" in the organization...2018: Rated as the 2nd-best prospect in the Northwest League and a Short-Season All-Star by *Baseball America*...was a mid-season All-Star selection in the circuit...began season with Spokane and was promoted to Hickory on 8/11...at time of promotion, led NWL (min. 35 IP) in ERA (2.37), opponent average (.179), wins (5), SO/9 (11.13), and WHIP (0.95)...named NWL Pitcher of the Week for 7/9-15 after whiffing 11 over 7.0 SHO IP on 7/13 vs. Eugene...notched career-high 12 SO on 7/25 vs. Tri-City (7.0 IP, 1 R-ER)...permitted one-or-zero ER in 10 of 13 starts...limited RHB to .194/.242/.242/.484 slash line, compared to .232/.330/.341/.671 for LHB...posted 0.49 HR/9 mark for 2nd straight season...2017: Rated as the 5th-best prospect in the Arizona League by *Baseball America*...averaged 13.5 SO/9 and held opponents to a .109/.216/.188/.404 slash line (7-64)...opposits was 1-for-32 over last 5 starts...**Notes:** Was a Rawlings-Perfect Game 1st Team All-American as a senior at Dana Hills (Calif.) High School, compiling a 0.88 ERA over 67.0 innings while recording 99 strikeouts...named the 2017 *Orange County Register* Pitcher of the Year...led Dana Hills to the championship game of the National High School Invitational in Cary, N.C....also pitched for Team USA in the under-18 gold medal-winning game against Cuba and recorded 11 strikeouts over 7 scoreless innings...tabbed by *Baseball America* as the 37th-best prospect in the draft, while MLB.com ranked him at 31...had committed to the University of Southern California...brother, Marrick, attended USC and currently pitches in the Atlanta organization...graduated from the same high school as former Texas right-hander Tanner Schepers.

YEAR	CLUB	W-L	ERA	G	GS	CG	SHO	SV	IP	H	R	ER	HR	HB	BB-I	SO	WP	BK
2017	AZL Rangers	0-0	0.45	10	6	0	0	0	20.0	7	2	1	1	2	7-0	30	1	0
2018	Spokane	5-1	2.37	8	8	0	0	0	38.0	25	11	10	2	0	11-0	47	4	0
	Hickory	0-2	2.70	5	5	0	0	0	16.2	18	9	5	1	1	8-0	15	1	0
2019	Hickory	6-1	4.41	19	19	0	0	0	87.2	86	49	43	12	8	19-0	76	8	0
MINOR TOTALS		11-4	3.27	42	38	0	0	0	162.1	136	71	59	16	11	45-0	168	14	0

DAVIS, BRENDON**INF/OF**

Ht./Wt.: 6-4/190 Bats/Throws: R/R Born: July 28, 1997 in Lakewood, CA
 Opening Day Age: 22 Resides: Peoria, AZ
 Acquired: In a 4-player trade with the Los Angeles Dodgers on July 31, 2017.
 Signed By: Bobby Darwin (Los Angeles Dodgers)

2019: Ranked 4th on Frisco club in games (109) and walks (42)...played primarily in the outfield for the 1st time, making 100 starts in LF (66 GS), RF (23 GS), SS (7 GS), and 3B (4 GS)...2018: Split time between third base (60 GS), shortstop (35 GS), and second base (17 GS) for Down East...decreased strikeout rate from 30.2% of PA's in '17 to 22.7% of PA's in '18...ranked among Wood Ducks leaders in doubles (3rd, 23), runs (4th, 49), and walks (4th, 46)...2017: Combined to bat .230 (96-417) with 11 HR and 49 RBI over a career-high 119 games with Rancho Cucamonga (A+), Great Lakes (A), and Hickory in the LAD and TEX organizations...returned to Great Lakes to start the season, promoted to Rancho Cucamonga on 7/23, and played in just 8 games before he was acquired by Texas in a 4-player trade on 7/31...2016: Spent the entire season at Great Lakes and led the club with 51 runs...2015: Combined to bat .254 (29-114) over 30 G with the AZL Dodgers and Ogden in 1st pro season...Notes: Originally selected by the Los Angeles Dodgers in the 5th round (162nd overall) of the 2015 June draft out of Lakewood (Calif.) HS...bypassed an opportunity to attend Cal State Fullerton...sat out senior season at Lakewood after breaking his arm in an off-season accident...earned California All-Region first-team honors in 2014...first game he attended at Dodger Stadium after signing with the Dodgers was on 6/19/15 vs. the Rangers.

YEAR	CLUB	AVG	G	AB	R	H	TB	2B	3B	HR	RBI	SH	SF	BB-I	SO	SB	CS	HP	GIDP	OBP	SLG
2015	AZL Dodgers	.278	23	90	14	25	29	2	1	0	14	0	0	4-0	26	2	0	0	2	.309	.322
	Ogden	.167	7	24	5	4	8	1	0	1	3	0	1	2-0	8	0	0	0	2	.222	.333
2016	Great Lakes	.241	109	398	51	96	133	18	2	5	49	2	4	29-0	118	8	3	3	10	.295	.334
2017	Great Lakes	.245	86	310	39	76	125	19	3	8	35	0	2	47-1	107	3	7	8	9	.357	.403
	Rancho Cucamonga	.200	8	30	2	6	12	3	0	1	8	0	0	3-0	13	0	0	0	1	.273	.400
	Hickory	.182	25	77	8	14	21	1	0	2	6	0	0	12-0	28	0	0	1	2	.300	.273
2018	Down East	.254	117	406	49	103	148	23	2	6	40	2	4	46-0	105	6	2	5	9	.334	.365
2019	Frisco	.202	109	346	38	70	94	13	1	3	35	0	5	42-0	113	0	3	7	7	.298	.272
MINOR TOTALS		.234	484	1681	206	394	570	80	9	26	190	4	16	185-1	518	19	15	24	42	.316	.339

DEASE, RYAN**RHP**

Ht./Wt.: 6-4/210 Bats/Throws: R/R Born: April 15, 1999 in Orlando, FL
 Opening Day Age: 20 Resides: Altamonte Springs, FL
 Acquired: Selected in the 4th round of the 2017 June draft...signed on June 20, 2017.
 Signed By: Brett Campbell

2019: Missed the entire season after undergoing 'Tommy John' ligament transplant surgery on 4/3/19...2018: Combined to go 6-4 with a 4.90 ERA (33 ER/60.2 IP) in 13 G/12 GS with Hickory and Spokane...made season debut with Hickory before joining Spokane for remainder of campaign...earned the win in only relief outing, his final appearance of the season...2017: Posted a 19 SO/2 BB rate over 22.0 IP in 11 games/4 starts with the AZL Rangers...allowed one run over 17.0 IP in final 8 G/3 GS...Notes: Selected out of The Next Level Academy in Longwood, Fla...recorded 18 strikeouts over 10.0 innings in the Perfect Game High School Showdown-Academies tournament...permitted just one hit over 5.0 innings in the championship game against Alabama's Next Level Academy...also played for the Orlando Scorpions travel team alongside 2017 first round pick Chris Seise...had committed to the University of Central Florida.

YEAR	CLUB	W-L	ERA	G	GS	CG	SHO	SV	IP	H	R	ER	HR	HB	BB-I	SO	WP	BK	
2017	AZL Rangers	3-1	2.05	11	4	0	0	0	22.0	18	5	5	2	1	2-0	19	0	0	
2018	Hickory	1-0	0.00	1	1	0	0	0	5.0	5	0	0	0	0	0-0	3	0	0	
	Spokane	5-4	5.34	12	11	0	0	0	55.2	79	36	33	9	2	11-0	39	2	0	
2019	INJURED - DID NOT PITCH																		
MINOR TOTALS		9-5	4.14	24	16	0	0	0	82.2	102	41	38	11	3	13-0	61	2	0	

DEPRETA-JOHNSON, TYLER**INF**

Ht./Wt.: 5-9/180 Bats/Throws: R/R Born: May 10, 1996 in Newport Beach, CA
 Opening Day Age: 23 Resides: Houston, TX
 Acquired: Selected in the 35th round of the 2018 June draft...signed June 14, 2018.
 Signed By: Randy Taylor

2019: Combined to bat .196 (44-224) across 3 levels of the Texas farm system...also had 5 late-game mound appearances, going 1-2, 4.05 (3 ER/6.2 IP)...on injured list, 8/13-26, with a right oblique strain...2018: Appeared in 46 G for Spokane at shortstop, second base, and third base in his 1st pro season...Notes: Awarded the 2018 ABCA/Rawlings NCCA Division I Gold Glove Award as a shortstop at Houston Baptist University...committed just one error in 283 total chances during his senior season and was named to the Southland Conference All-Defensive Team...also played 2 seasons at Golden West (Calif.) College...prepped at Trabuco Hills (Calif.) High School.

YEAR	CLUB	AVG	G	AB	R	H	TB	2B	3B	HR	RBI	SH	SF	BB-I	SO	SB	CS	HP	GIDP	OBP	SLG
2018	Spokane	.230	46	152	20	35	43	8	0	0	5	1	1	20-0	30	1	1	3	3	.330	.283
2019	Hickory	.232	17	56	4	13	14	1	0	0	5	0	0	9-0	7	0	0	1	1	.348	.250
	Nashville	.111	3	9	1	1	2	1	0	0	1	0	0	1-0	5	0	0	0	0	.200	.222
	Down East	.189	53	159	13	30	36	6	0	0	13	1	0	14-0	35	1	1	2	5	.263	.226
MINOR TOTALS		.210	119	376	38	79	95	16	0	0	24	2	1	44-0	77	2	2	6	9	.302	.253

DOROW, RYAN**INF**

Ht./Wt.: 5-11/200

Bats/Throws: R/R

Born: Aug. 21, 1995 in South Haven, MI

Opening Day Age: 24

Resides: South Haven, MI

Acquired: Selected in the 30th round of the 2017 June draft...signed on June 21, 2017.

Signed By: Chris Collias

2019: Named a Carolina League mid-season All-Star...batted .243 (105-432) with 12 HR and 61 RBI in 125 G with Frisco and Down East...promoted to Frisco on 6/26...his 62 BB were substantial increase from previous career high (39 BB in 2018)...earned organization's internal Player of the Month award for May after batting .312 (29-93) with 5 HR and 21 RBI in 27 G...named Carolina League Player of the Week for 5/20-26: .320 (8-25), 4 HR and 10 RBI in 6 G...2018: Named the organization's Minor League Defender of the Year...saw action at all four infield spots and committed just 9 E in 418 TC...also appeared in one game in left field...logged majority of time at SS, playing in team-high 67 games at the position...2017: Played in 41 games with the AZL Rangers and Hickory in his first professional season, combining to bat .297/.381/.391 (38-128)...spent the entirety of the season with the AZL Rangers before earning a promotion to Hickory for the Crawdads' season finale...logged majority of time at second base and saw action at third base, left field, and right field...posted a .419 (13-31) average against left-handed pitchers...Notes: Graduated from South Haven (Mich.) High School, where he lettered in baseball, basketball, and soccer...played collegiately at Division III Adrian (Mich.) College...was the 1st player drafted from Adrian College since Sherwin Rogers was selected by Baltimore in 1974...named league MVP by the Michigan Intercollegiate Athletic Association for 3 straight seasons...ended his career as the program's all-time leader in hits, runs, RBI, total bases, and doubles...father, Jon, also played baseball at Adrian College.

YEAR	CLUB	AVG	G	AB	R	H	TB	2B	3B	HR	RBI	SH	SF	BB-I	SO	SB	CS	HP	GIDP	OBP	SLG
2017	AZL Rangers	.296	40	125	17	37	48	7	2	0	17	2	1	15-0	27	7	2	3	3	.382	.384
	Hickory	.333	1	3	0	1	2	1	0	0	0	0	0	0-0	2	0	0	0	0	.333	.667
2018	Hickory	.271	122	431	54	117	183	28	1	12	61	1	5	39-4	119	5	2	10	4	.342	.425
2019	Down East	.265	70	249	45	66	99	9	0	8	43	1	3	42-1	69	11	2	5	3	.378	.398
	Frisco	.213	54	183	23	39	60	3	3	4	18	0	1	20-0	66	3	1	7	5	.313	.328
MINOR TOTALS		.262	287	991	139	260	392	48	6	24	139	4	10	116-5	283	26	7	25	15	.351	.396

DOTSON, DESTIN**LHP**

Ht./Wt.: 6-5/240

Bats/Throws: L/L

Born: Nov. 17, 1999 in Zachary, LA

Opening Day Age: 20

Resides: Houston, TX

Acquired: Selected in the 12th round of the 2018 June draft...signed on June 15, 2018.

Signed By: Randy Taylor

2019: Struck out 41 of 150 (27.3%) batters faced for the AZL Rangers...went 0-1, 2.37 (5 ER/19.0 IP) in 5 starts and 2-2, 2.20 (4 ER/16.1 IP) in 5 relief app...opponents batted .250 overall, .175 in relief outings and .319 in starts...2018: Did not see official game action...Notes: Graduated from Scotlandville (La.) High School...recorded 80 strikeouts in 40 innings as a senior...had committed to Tulane University prior to signing with Texas...participated in the 2018 Dream Series, a joint venture by MLB and USA Baseball that hosts a diverse group of high school players in a showcase atmosphere for professional scouts and college recruiters.

YEAR	CLUB	W-L	ERA	G	GS	CG	SHO	SV	IP	H	R	ER	HR	HB	BB-I	SO	WP	BK
2019	AZL Rangers	2-3	2.29	10	5	0	0	1	35.1	33	12	9	0	4	13-0	41	2	0

DRULLARD, DANNY**OF**

Ht./Wt.: 6-1/175

Bats/Throws: L/L

Born: May 8, 2000 in Santo Domingo, DR

Opening Day Age: 19

Resides: Santo Domingo, DR

Acquired: Signed as a non-drafted free agent on July 2, 2016.

Signed By: Roberto Aquino

2017-19: Slashed .266/.362/.442/.804 with 17 HR and 87 RBI in 155 G over 3 seasons in the DSL...in 2017, ranked T4th in the DSL with 8 HR.

YEAR	CLUB	AVG	G	AB	R	H	TB	2B	3B	HR	RBI	SH	SF	BB-I	SO	SB	CS	HP	GIDP	OBP	SLG
2017	DSL Rangers2	.278	47	162	35	45	83	6	4	8	34	0	4	25-0	32	6	1	0	2	.366	.512
2018	DSL Rangers1	.253	49	174	29	44	65	7	4	2	23	1	2	28-0	47	10	4	2	0	.359	.374
2019	DSL Rangers2	.267	59	232	48	62	103	8	6	7	30	1	0	33-1	63	8	2	1	1	.361	.444
MINOR TOTALS		.266	155	568	112	151	251	21	14	17	87	2	6	86-1	142	24	7	3	3	.362	.442

EASLEY, JAYCE**INF**

Ht./Wt.: 5-10/160

Bats/Throws: S/R

Born: Aug. 2, 1999 in Glendale, AZ

Opening Day Age: 20

Resides: Glendale, AZ

Acquired: Selected in the 5th round of the 2018 June draft...signed on June 12, 2018.

Signed By: Levi Lacey

2019: Limited to 4 G with Spokane after undergoing surgery to repair a labrum tear in his left shoulder on 7/12...2018: Ranked among Arizona League leaders in stolen bases (2nd, 22), runs (T6th, 34), and walks (T7th, 27)...was 4-for-4 in pro debut on 6/19 and batted .326 (44-135) over 1st 37 games before ending season with 1-for-22 stretch...Notes: Batted .400/.562/.611/1.173 (36-90) with a home run, 8 doubles, 4 triples, 21 RBI, 45 runs, and 27 BB/14 SO in 32 games as a senior at Sandra Day O'Connor HS in Phoenix...is the son of former big league infielder Damion Easley, who once had 6 hits in a 9-inning game at Globe Life Park while with the Detroit Tigers (8/8/01)...father is currently the hitting coach for the San Diego Padres...older brother, Nate, was selected by San Diego in the 23rd round of the 2016 June draft...was high school teammates with 3B Nolan Gorman, who was selected 19th overall in the 2018 June draft by St. Louis, as their school won the Arizona 6A State Championship at Tempe Diablo Stadium by beating Mountain Ridge High School, which featured 2018 first round pick Matthew Liberatore...had committed to play at Oregon State University.

YEAR	CLUB	AVG	G	AB	R	H	TB	2B	3B	HR	RBI	SH	SF	BB-I	SO	SB	CS	HP	GIDP	OBP	SLG
2018	AZL Rangers	.287	42	157	34	45	51	6	0	0	16	1	1	27-0	41	22	4	0	2	.389	.325
2019	Spokane	.000	4	10	2	0	0	0	0	0	0	0	0	7-0	6	0	1	0	0	.412	.000
MINOR TOTALS		.269	46	167	36	45	51	6	0	0	16	1	1	34-0	47	22	5	0	2	.391	.305

ENGLER, SCOTT**RHP**

Ht./Wt.: 6-4/225

Bats/Throws: R/R

Born: Dec. 12, 1996 in Wichita, KS

Opening Day Age: 23

Resides: Wichita, KS

Acquired: Selected in the 16th round of the 2016 June draft...signed June 21, 2016.

Signed By: Dustin Smith

2019: Went 5-2, 2.23 (18 ER/72.2 IP) in 35 G/3 GS for Down East and Hickory...converted 4 of 7 save chances...had the 4th-highest SO/9 rate (12.76) among Texas farmhands (min. 50 IP) and ranked 4th in Carolina League (min. 40 IP) with 12.33 SO/9 following his promotion to High-A on 5/29...2018: Returned from injury and spent the entire season with Spokane in his 1st official game action since 2016...went 1-6 with a 6.64 ERA (31 ER/42.0 IP) in 9 starts and 2-0 with a 3.09 ERA (4 ER/11.2 IP) in 4 relief outings...2017: Missed entire season recovering from Tommy John ligament transplant surgery on 9/7/16...2016: Pitched in 4 games with the Arizona Rangers in 1st pro season...Notes: Led Cowley (Kan.) Community College with 3 saves and recorded 96 strikeouts in 67.0 innings of work as a freshman...graduated from Bishop Carroll High School in Wichita, Kan.

YEAR	CLUB	W-L	ERA	G	GS	CG	SHO	SV	IP	H	R	ER	HR	HB	BB-1	SO	WP	BK
2016	AZL Rangers	0-1	9.00	4	1	0	0	0	7.0	11	8	7	2	0	1-0	7	3	0
2017									INJURED - DID NOT PITCH									
2018	Spokane	3-6	5.87	13	9	0	0	0	53.2	58	36	35	7	3	24-0	49	4	0
2019	Hickory	2-1	2.67	14	0	0	0	4	30.1	19	9	9	2	0	6-1	45	3	0
	Down East	3-1	1.91	21	3	0	0	0	42.1	33	12	9	2	2	22-1	58	7	0
MINOR TOTALS		8-9	4.05	52	13	0	0	4	133.1	121	65	60	13	5	53-2	159	17	0

ENGLERT, MASON**RHP**

Ht./Wt.: 6-4/210

Bats/Throws: S/R

Born: Nov. 1, 1999 in Forney, TX

Opening Day Age: 20

Resides: Forney, TX

Acquired: Selected in the 4th round of the 2018 June draft...signed on June 12, 2018.

Signed By: Josh Simpson

2019: Missed entire season after undergoing Tommy John ligament transplant surgery on 4/12/19...tabbed as organization's 10th-best prospect entering 2019 by *Baseball America*...2018: Did not see official action...participated in the fall instructional league...Notes: Went 11-1 with a 0.57 ERA as a senior at Forney (Texas) High School to earn 2018 *Dallas Morning News* Player of the Year honors...allowed just 24 hits and 12 walks, while recording 145 strikeouts over 74.1 innings for the Jackrabbits...set a Texas High School state record with a 55.1-inning scoreless streak, passing former Ranger David Clyde, who had a 55.0-inning scoreless streak for Houston Westchester in 1972-73...led Forney to the Class 5A State Championship game with a complete game win over Corpus Christi Veterans Memorial in the semifinals...was a Second-Team Academic All-State selection, compiling a 4.69 GPA...parents are teachers in Mesquite ISD...grandfather, Ralph Englert, pitched in the Cleveland Indians farm system in the 1950s...had committed to Texas A&M University.

ENRIGHT, KOLE**INF**

Ht./Wt.: 6-1/195

Bats/Throws: S/R

Born: Jan. 21, 1998 in West Orange, FL

Opening Day Age: 22

Resides: Winter Garden, FL

Acquired: Selected in the 3rd round of the 2016 June draft...signed on June 14, 2016.

Signed By: Brett Campbell

2019: Set career highs HR (10), 2B (15), R (33) and SLG (.475)...batted .367 (18-49) over 13-G hitting streak from 8/13-9/2 to end regular season, raising season BA from .213 to .258...2018: Combined to bat .228 (61-267) in 81 G with Hickory and the AZL Rangers...endured a pair of disabled list stints: 5/23-29 (right hamstring strain) and 6/29-7/28 (left oblique strain)...2017: Played in a team-high 44 G at SS and also appeared at 3B (25 G) for Spokane...2016: Rated as the 16th-best prospect in the AZL by *Baseball America*...saw action at second, third, and shortstop...posted the 2nd-highest average among all Texas farmhands, reaching via hit or walk in 34 of 42 games...was named the AZL Player of the Month for August, batting .366/.432/.524 (30-82) over 22 games...Notes: Graduated from Legacy Charter High School, but played baseball at West Orange HS in Winter Garden, Fla., since Legacy did not have a baseball team...batted .417 (.43-103) as a senior at West Orange to earn *Orlando Sentinel* all-area team honors...played for the Orlando Scorpions travel team where he was teammates with fellow Rangers 2016 draft pick Cole Ragans...carried a 4.63 weighted GPA and graduated from high school with 36 college credit hours through the Florida Dual Enrollment Program...had committed to Stetson University.

YEAR	CLUB	AVG	G	AB	R	H	TB	2B	3B	HR	RBI	SH	SF	BB-1	SO	SB	CS	HP	GDP	OBP	SLG
2016	AZL Rangers	.313	42	150	22	47	63	13	0	1	17	0	4	14-0	33	3	1	4	3	.378	.420
2017	Spokane	.233	67	232	29	54	75	8	2	3	20	3	1	24-0	55	4	2	4	8	.314	.323
2018	Hickory	.224	77	254	25	57	77	8	0	4	26	4	1	19-0	80	5	2	4	6	.288	.303
	AZL Rangers	.308	4	13	2	4	8	1	0	1	4	0	0	1-0	6	2	0	1	0	.400	.615
2019	Hickory	.258	62	217	33	56	103	15	1	10	35	4	3	22-0	62	0	1	4	4	.333	.475
MINOR TOTALS		.252	252	866	111	218	326	45	3	19	102	11	9	80-0	236	14	6	17	21	.324	.376

EUBANKS, ALEX**RHP**

Ht./Wt.: 6-1/185

Bats/Throws: R/R

Born: Sept. 13, 1995 in Duncan, SC

Opening Day Age: 24

Resides: Moore, SC

Acquired: Selected in the 14th round of the 2017 June draft...signed on June 20, 2017.

Signed By: Jay Heafner

2019: Led Down East with 9 wins, T4th-most in the Carolina League...ranked 7th in CL (min. 100 IP) with 2.60 BB/9 rate...went 5-4, 3.25 (26 ER/72.0 IP) in 13 starts compared to 4-1, 3.82 (15 ER/35.1 IP) in 16 relief outings...opponents hit .261 (105-402) overall...219 (43-196) by RHB and .301 (62-206) by LHB...2018: Spent the entire season with Hickory, ranking among staff leaders in wins (T2nd, 8), innings (3rd, 112.0), and strikeouts (3rd, 106)...was 6-5 with a 5.72 ERA (53 ER/83.1 IP) as a starter compared to 2-1, 4.40 (14 ER/28.2 IP) as a reliever...went 3-1 with a 1.19 ERA (3 ER/22.2 IP) over final 7 G/1 GS...2017: Combined to go 3-0 with a 1.10 ERA (2 ER/16.1 IP) over 11 relief appearances with the AZL Rangers and Spokane...opened season with AZL Rangers and was promoted to Spokane after one relief outing...Notes: Was 7-6 with a 4.09 ERA over 18 G/16 GS as a redshirt sophomore at Clemson University...left Clemson as the school's all-time leader in strikeout-to-walk ratio (4.83) and 2nd in BB/9 (1.73)...was an All-ACC Academic selection and member of the ACC Academic Honor Roll...was all-state and all-region as a senior at James F. Byrnes (S.C.) High School...played for Hyannis in the Cape Cod League in summer 2016: 2-1, 3.21 (12 ER/33.2 IP) in 6 G/GS.

YEAR	CLUB	W-L	ERA	G	GS	CG	SHO	SV	IP	H	R	ER	HR	HB	BB-1	SO	WP	BK
2017	AZL Rangers	0-0	0.00	1	0	0	0	0	1.0	1	0	0	0	0	0-0	2	0	0
	Spokane	3-0	1.17	10	0	0	0	3	15.1	7	2	2	0	1	2-0	23	1	0
2018	Hickory	8-6	5.38	26	16	0	0	0	112.0	126	70	67	12	6	30-0	106	4	1
2019	Down East	9-5	3.44	29	13	0	0	2	107.1	105	46	41	5	2	31-0	64	11	0
MINOR TOTALS		20-11	4.20	66	29	0	0	5	235.2	239	118	110	17	9	63-0	195	16	1

FILPO, ERIS**RHP**

Ht./Wt.: 6-3/170

Bats/Throws: R/R

Born: May 3, 1998 in Peralta, DR

Opening Day Age: 21

Resides: San Pedro De Macoris, DR

Acquired: Selected in the minor league phase of the 2019 Rule 5 Draft on Dec. 12, 2019.

2019: Combined to go 4-4, 6.46 (44 ER/61.1 IP) in 14 G/10 GS across 3 levels of the Colorado farm system...his 7.5 SO/9 figure was noted improvement from 2018 mark of 5.1...had career-high 10 SO on 6/20 vs. Everett...2018: Made career-high 14 starts for Grand Junction (Rk.), most on the club, and led the Pioneer League in innings pitched...2016-17: Went 5-2, 3.22 (28 ER/78.1 IP) in 26 G/12 GS over 2 seasons with the DSL Rockies.

YEAR	CLUB	W-L	ERA	G	GS	CG	SHO	SV	IP	H	R	ER	HR	HB	BB-I	SO	WP	BK
2016	DSL Rockies	1-0	4.15	14	0	0	0	0	21.2	26	11	10	1	1	8-0	14	3	1
2017	DSL Rockies	4-2	2.86	12	12	0	0	0	56.2	46	27	18	1	8	20-0	60	11	0
2018	Grand Junction	6-4	5.64	14	14	0	0	0	67.0	84	49	42	10	3	25-0	38	1	2
2019	Boise	2-1	4.25	7	4	0	0	0	36.0	34	17	17	3	3	13-0	27	4	0
	Asheville	2-3	10.03	6	6	0	0	0	23.1	35	27	26	4	4	12-0	22	4	1
	Grand Junction	0-0	4.50	1	0	0	0	0	2.0	2	1	1	0	0	2-0	2	1	0
MINOR TOTALS		15-10	4.96	54	36	0	0	0	206.2	227	132	114	19	19	80-0	163	24	4

FLORENTINO, RANDY**C**

Ht./Wt.: 6-0/180

Bats/Throws: L/R

Born: July 5, 2000 in San Juan De La Maguana, DR

Opening Day Age: 19

Resides: Santo Domingo, DR

Acquired: Signed as a non-drafted free agent on July 3, 2017.

Signed By: Danilo Troncoso

2019: Combined to bat .243 (35-144) with 2 HR and 21 RBI over 40 G with Spokane and the AZL Rangers in his 1st stateside season...promoted to Spokane on 8/31...had 34 starts at C (25 GS) and 1B (9 GS), throwing out 9 of 46 (19.6%) attempted base stealers...entered the season as Texas' 19th-best prospect according to *Baseball America*...2018: Made pro debut with DSL Rangers2, ranking among club leaders in doubles (1st, 18), walks (1st, 53), and OPS (2nd, 1.004)...his walk total and OPS figure ranked 3rd in the DSL circuit...threw out 19 of 70 (27%) attempted base stealers...was named a *Baseball America* Dominican Summer League All-Star.

YEAR	CLUB	AVG	G	AB	R	H	TB	2B	3B	HR	RBI	SH	SF	BB-I	SO	SB	CS	HP	GIDP	OBP	SLG
2018	DSL Rangers2	.309	60	191	48	59	105	18	5	6	35	0	4	53-3	51	8	8	1	4	.454	.550
2019	AZL Rangers	.243	39	140	18	34	46	4	1	2	19	0	4	25-0	39	0	3	1	0	.353	.329
	Spokane	.250	1	4	0	1	4	0	0	0	2	0	0	0-0	2	0	0	0	0	.250	.250
MINOR TOTALS		.281	100	335	66	94	152	22	6	8	56	0	8	78-3	92	8	11	2	4	.411	.454

FREEMAN, CODY**INF**

Ht./Wt.: 5-9/190

Bats/Throws: R/R

Born: Jan. 5, 2001 in Pomona, CA

Opening Day Age: 19

Resides: Rancho Cucamonga, CA

Acquired: Selected in the 4th round of the 2019 June draft...signed on June 14, 2019.

Signed By: Steve Flores

2019: Had more walks (26) than strikeouts (23) in his 1st pro action with the AZL Rangers...batted .290 (27-93) in final 26 G following a 1-for-27 start over 1st 8 G...**Notes:** Attended Etiwanda (Calif.) High School, where he batted .389 with a .516 OBP in 29 G as a senior...rated by *Baseball America* as the 12th-best prospect from Southern California entering the 2019 June draft...brother, Tyler, was the no. 71 overall pick by the Cleveland Indians in the 2017 June draft...had committed to Baylor University.

YEAR	CLUB	AVG	G	AB	R	H	TB	2B	3B	HR	RBI	SH	SF	BB-I	SO	SB	CS	HP	GIDP	OBP	SLG
2019	AZL Rangers	.233	34	120	25	28	34	4	1	0	10	0	1	26-0	23	8	3	4	5	.384	.283

GARCIA, DAVID**C**

Ht./Wt.: 5-11/200

Bats/Throws: S/R

Born: Feb. 6, 2000 in Caracas, VZ

Opening Day Age: 20

Resides: Los Guayos, VZ

Acquired: Signed as a non-drafted free agent on July 2, 2016.

Signed By: Rafic Saab/Jhony Gomez

2019: Named to Northwest League mid- and post-season All-Star teams after entering the season as Texas' 22nd-best prospect according to *Baseball America*...tallied career bests in most offensive categories, including HR (5), RBI (29), H (51), 2B (14), and R (33)...switch-hitter batted .297 (43-145) with all 5 HR as a LHB, .205 (8-39) as RHB...threw out 19 of 40 (32%) attempted base stealers, 3rd-most CS among NWL catchers...rated as the 12th-best prospect in the NWL by *Baseball America*...2018: Made 31 starts behind the plate in his stateside debut...threw out 17 of 53 (32%) attempted base stealers...registered .426/.491/.617/1.108 (20-47) slash line over final 14 G beg. 8/3, the highest average in the AZL (min. 40 AB) during that span...2017: Made pro debut with DSL Rangers2...batted .278/.387/.309/.696 over final 32 games...tapped the 16th-best prospect in the Texas farm system following the season...**Notes:** Did not start catching until 6 months before signing 1st pro contract...rated the 18th-best prospect in the 2016 international class by MLB.com.

YEAR	CLUB	AVG	G	AB	R	H	TB	2B	3B	HR	RBI	SH	SF	BB-I	SO	SB	CS	HP	GIDP	OBP	SLG
2017	DSL Rangers2	.215	58	186	27	40	52	7	1	1	26	1	4	25-1	49	1	0	6	5	.321	.280
2018	AZL Rangers	.269	34	119	10	32	43	8	0	1	20	1	0	9-0	26	0	1	0	4	.320	.361
2019	Spokane	.277	48	184	33	51	80	14	0	5	29	0	2	21-2	42	1	1	1	4	.351	.435
MINOR TOTALS		.252	140	489	70	123	175	29	1	7	75	2	6	55-3	117	2	2	7	13	.332	.358

GARCIA, JESUS RODOLFO**RHP**

Ht./Wt.: 6-2/200

Bats/Throws: R/R

Born: July 3, 1999 in Ciudad Obregón, Mexico

Opening Day Age: 20

Resides: Ciudad Obregón, Mexico

Acquired: Signed as a non-drafted free agent on July 3, 2015.

Signed By: Billy McLaughlin

2019: Struck out 9.4 batters per 9 innings in 7 G/2 GS for the AZL Rangers in his stateside debut...walked all 3 BF in lone relief appearance for Obregon in the Mexican Pacific Winter League...2018: Made professional debut in the Dominican Summer League.

YEAR	CLUB	W-L	ERA	G	GS	CG	SHO	SV	IP	H	R	ER	HR	HB	BB-I	SO	WP	BK
2018	DSL Rangers2	1-1	3.55	6	6	0	0	0	25.1	13	13	10	1	3	13-0	26	5	0
2019	AZL Rangers	2-0	7.63	7	2	0	0	0	15.1	17	13	13	3	1	8-0	16	2	2
MINOR TOTALS		3-1	5.09	13	8	0	0	0	40.2	30	26	23	4	4	21-0	42	7	2

GARCIA, RYAN

RHP

Ht./Wt.: 6-0/185 Bats/Throws: R/R Born: Jan. 24, 1998 in Arcadia, CA
 Opening Day Age: 22 Resides: Los Angeles, CA
 Acquired: Selected in the 2nd round of the 2019 June draft...signed on June 18, 2019.
 Signed By: Todd Guggiana

2019: Totaled a 3.60 ERA (2 ER/5.0 IP) in 3 starts for Spokane and the AZL Rangers in his professional debut...on injured list, 7/26-end of season, with right elbow strain...**Notes:** Pitched 3 seasons at UCLA, earning Pac-12 Pitcher of the Year honors in 2019...finished career with a 20-2 record and 2.11 ERA with 206 strikeouts in 183.0 innings over 54 games/25 starts...was a consensus First Team All-America selection as a senior (D1 Baseball, Baseball America, NCBWA, Perfect Game, Collegiate Baseball, ABCA)...honored by the College Baseball Foundation as a finalist for the national Pitcher of the Year Award...was a semifinalist for the Golden Spikes Award and Dick Howser Trophy...struck out career-high 14 in 9.0-inn. complete game vs. Utah on 4/26/19, most SO by a Bruin since Trevor Bauer in 2011...led the Warehouse Gatemen to a Cape Cod League championship in 2018, going 2-0 with a 1.28 ERA over 10 appearances...attended La Salle (Calif.) High School, posting a 1.16 ERA as a senior.

YEAR	CLUB	W-L	ERA	G	GS	CG	SHO	SV	IP	H	R	ER	HR	HB	BB-I	SO	WP	BK
2019	AZL Rangers	0-0	9.00	1	1	0	0	0	1.0	1	1	1	0	0	1-0	2	0	0
	Spokane	0-0	2.25	2	2	0	0	0	4.0	2	1	1	0	0	1-0	6	1	0
MINOR TOTALS		0-0	3.60	3	3	0	0	0	5.0	3	2	2	0	0	2-0	8	1	0

GARDEWINE, NICK

RHP

Ht./Wt.: 6-0/195 Bats/Throws: R/R Born: Aug. 15, 1993 in Effingham, IL
 Opening Day Age: 26 Resides: Effingham, IL
 Acquired: Selected in the 7th round of the 2013 June draft...signed on June 8, 2013.
 Signed By: Derek Lee

2019: Was scoreless in 4 relief appearances for Nashville, but did not see further game action after he was moved to the injured list on 4/14 with right shoulder strain...was released by Texas on 6/13, but was re-signed by the club to a 2-year minor league contract on 6/19...**2018:** Made 3 appearances over 3 stints with the Rangers: 3/31-4/1, 5/2, and 8/25-end of season...was on the Triple-A disabled list from 5/16-8/24 with a right forearm strain, at which point he was recalled and added to the Rangers' 60-day disabled list from 8/25-end of season...**2017:** Made 12 relief app. with the Rangers in his 1st ML action...had 2 stints with Texas: 8/21-24 and 9/3-end of season...had contract purchased from Frisco on 8/21...made ML debut on 8/22 at LAA, when he became the 1st pitcher in TEX history to allow 3+ UER in a debut (Pujols 3-R HR following error)...spent balance of season with Frisco, and was on the "Riders disabled list from 4/21-5/30 with a right elbow strain...**2016:** Did not join High Desert until 5/20, but recorded a team-high 7 saves in his 1st season working exclusively in a relief role...opponents batted just .198 (39-197), including .159 (18-113) by right-handed hitters...converted all 3 save chances in the postseason...**2015:** Logged the 3rd-most innings on the Hickory staff...was 2-1, 2.70 (4 ER/13.1 IP) as a reliever and 4-7, 4.57 (42 ER/82.2 IP) as a starter...started season in the bullpen, but joined rotation on 5/11 for the remainder of the season...on disabled list, 8/28-end of season, with a right shoulder strain...**2014:** Tied for the Spokane club lead with 7 victories, tied for 3rd in the Northwest League...went 5-2 with a 6.45 ERA (27 ER/37.2 IP) over 1st 9 starts and 1-1 with a 2.41 ERA (9 ER/33.2 IP) over final 6 outings...earned NWL Pitcher of the Week honors twice in August (8/4-10 and 8/18-24)...**2013:** Held AZL batters to a .193 average (34-176) in his professional debut...was 2-3 with a 2.33 ERA (7 ER/27.0 IP) as a reliever and 1-0 with a 4.35 ERA (10 ER/20.2 IP) as a starter...**Notes:** Nicklaus Jordan Gardewine...is named after legendary golfer Jack Nicklaus...went 9-1 with a 2.12 ERA (20 ER/85.0 IP), 84 strikeouts, and 4 complete games in 13 games/starts as a freshman at Kaskaskia College in Centralia, Ill...was 8-1 with a 0.76 ERA and 74 strikeouts in 55 innings of work as a senior at Effingham (Ill.) High School...was a valedictorian in his graduating class...also played basketball in high school.

YEAR	CLUB	W-L	ERA	G	GS	CG	SHO	SV	IP	H	R	ER	HR	HB	BB-I	SO	WP	BK
2013	AZL Rangers	3-3	3.21	14	6	0	0	1	47.2	34	21	17	2	1	20-0	37	6	1
2014	Spokane	6-3	4.54	15	15	0	0	0	71.1	62	38	36	6	7	23-0	60	1	1
2015	Hickory	6-8	4.31	22	17	0	0	1	96.0	111	52	46	11	5	23-1	80	10	0
2016	High Desert	5-1	2.47	29	0	0	0	7	54.2	39	15	15	5	0	14-1	60	0	0
2017	Frisco	1-2	2.21	33	0	0	0	6	36.2	35	10	9	2	2	12-0	53	0	1
	Texas	0-0	5.63	12	0	0	0	0	8.0	10	8	5	1	0	7-0	3	1	0
2018	Texas	0-0	3.60	3	0	0	0	0	5.0	7	2	2	0	1	0-0	4	0	0
	Round Rock	2-1	7.30	12	0	0	0	1	12.1	15	11	10	1	0	7-1	17	3	0
2019	Nashville	0-0	0.00	4	0	0	0	1	4.1	3	0	0	0	0	2-0	8	0	0
MAJOR TOTALS		0-0	4.85	15	0	0	0	17	323.0	299	147	133	27	15	101-3	315	20	3
MINOR TOTALS		23-18	3.71	129	38	0	0	17	323.0	299	147	133	27	15	101-3	315	20	3

GOMEZ, ORCELI

RHP

Ht./Wt.: 6-6/205 Bats/Throws: R/R Born: Nov. 23, 2000 in Maturin, VZ
 Opening Day Age: 19 Resides: Maturin, VZ
 Acquired: Signed as a non-drafted free agent on July 2, 2017.
 Signed By: Rafic Saab/Jhony Gomez

2019: Went 8-4, 3.18 (31 ER/87.2 IP) in 20 G/GS over 2 seasons in the DSL...in 2019, tied for the league lead in wins (5) and ranked 2nd in ERA (2.50).

YEAR	CLUB	W-L	ERA	G	GS	CG	SHO	SV	IP	H	R	ER	HR	HB	BB-I	SO	WP	BK
2018	DSL Rangers2	3-1	4.10	9	9	0	0	0	37.1	38	23	17	3	7	12-0	19	0	1
2019	DSL Rangers1	5-3	2.50	11	11	0	0	0	50.1	50	19	14	0	5	11-0	36	6	0
MINOR TOTALS		8-4	3.18	20	20	0	0	0	87.2	88	42	31	3	12	23-0	55	6	1

GONZALEZ, KELVIN

RHP

Ht./Wt.: 6-0/195 Bats/Throws: R/R Born: Dec. 24, 1997 in Mao, DR
 Opening Day Age: 22 Resides: Mao, DR
 Acquired: From Kansas City in exchange for international slot money on Aug. 16, 2018.
 Signed By: Fausto Morel (Kansas City)

2019: Posted the 6th-lowest ERA (1.99) in the South Atlantic League (min. 45 IP)...did not allow an earned run in last 10 G/14.0 IP (3 UER), lowering his season ERA from 2.97 to 1.99...opponents batted .177, 8th-lowest mark in the SAL (min. 45 IP)...compiled a 4.32 ERA (4 ER/8.1 IP) in 5 G for Escogido in the Dominican Winter League...**2018:** Acquired from KC in exchange for international slot money on 8/16...combined to go 0-2 with a 4.84 ERA (12 ER/22.1 IP) in 15 relief outings with Burlington (Rk.), Spokane, and the AZL Rangers...**Notes:** Originally signed by Kansas City as a non-drafted free agent on 9/27/15...signed by Fausto Morel.

YEAR	CLUB	W-L	ERA	G	GS	CG	SHO	SV	IP	H	R	ER	HR	HB	BB-I	SO	WP	BK
2016	DSL Royals	1-0	5.06	9	0	0	0	0	16.0	16	11	9	2	1	8-0	11	0	0
2017	DSL Royals	4-1	0.36	9	0	0	0	2	25.1	20	6	1	0	2	8-2	16	5	2
	AZL Royals	0-2	7.02	7	0	0	0	0	16.2	25	16	13	2	1	3-0	17	3	1
2018	Burlington	0-2	4.19	11	0	0	0	1	19.1	20	13	9	2	1	7-1	17	3	1
	AZL Rangers	0-0	0.00	1	0	0	0	0	1.0	0	0	0	0	0	2-0	2	0	0
	Spokane	0-0	13.50	3	0	0	0	0	2.0	5	4	3	0	0	3-0	2	2	0
2019	Hickory	6-2	1.99	28	0	0	0	5	45.1	28	13	10	4	3	15-1	58	6	1
MINOR TOTALS		11-7	3.22	68	0	0	0	8	125.2	114	63	45	10	8	46-4	123	19	5

GOZALEZ, PEDRO**OF**

Ht./Wt.: 6-6/220

Bats/Throws: R/R

Born: Oct. 27, 1997 in Santo Domingo, DR

Opening Day Age: 22

Resides: Santo Domingo, DR

Acquired: As the PTBNL from Colorado in exchange for C Jonathan Lucroy on Aug. 23, 2017.

Signed By: Rolando Fernandez

2019: Earned South Atlantic League mid-season All-Star honors after sharing the league home run title with a career-high 23 HR...also ranked among SAL leaders in SLG (.51h, .471), RBI (8th, 67), TB (9th, 194), OPS (10th, .787), and runs (T11th, 69)...slashed .356/.429/.712/1.140 (37-104) vs. LHP and .212/.275/.392/.667 (65-306) vs. RHP. 2018: Established career highs in most categories in his 1st full season in the Texas organization...tied for the Hickory club lead with 5 triples...saw majority of action in center field (60 GS)...on disabled list, 5/8-26, with left quad strain and 8/27-end of season with right quad strain...2017: Was acquired from the Rockies on 8/23 as the player to be named later in the Jonathan Lucroy trade on 7/31...combined to bat .294 (60-204) with 3 HR and 28 RBI between Grand Junction and Spokane...named the 7th-best prospect in the Pioneer League by *Baseball America*...was 0-for-17 with 8 K in 6 G with Spokane following trade, but was 4-for-7 in 2 postseason games...2018: Rated as the 24th-best prospect in the COL organization and the 11th-best prospect in the Pioneer League following the season by *Baseball America*...opened the season with the DSL Rockies and was promoted to Grand Junction on 6/16...2015: Made pro debut with DSL Rockies and led the club HR (8) and runs (46) as club's primary shortstop...Notes: Spoke fluent English prior to signing 1st pro contract.

YEAR	CLUB	AVG	G	AB	R	H	TB	2B	3B	HR	RBI	SH	SF	BB-I	SO	SB	CS	HP	GDP	OBP	SLG
2015	DSL Rockies	.251	63	251	46	63	105	14	2	8	33	2	3	19-0	81	8	12	7	1	.318	.418
2016	DSL Rockies	.222	7	27	3	6	8	0	1	0	6	0	0	2-0	4	4	1	1	0	.300	.296
	Grand Junction	.230	58	226	32	52	89	15	8	2	19	0	2	14-0	77	6	7	6	3	.290	.394
2017	Grand Junction	.321	45	187	28	60	97	16	6	3	28	0	1	18-0	53	11	6	3	3	.388	.519
	Spokane	.000	6	17	2	0	0	0	0	0	0	0	0	2-0	8	0	0	0	0	.105	.000
2018	Hickory	.234	92	337	47	79	142	17	5	12	46	0	3	28-0	110	9	5	3	3	.296	.421
2019	Hickory	.248	119	412	69	102	194	13	5	23	67	1	3	39-0	129	14	6	4	10	.317	.471
MINOR TOTALS		.248	390	1457	227	362	635	75	27	48	199	3	12	122-0	462	52	37	24	20	.315	.436

GUTIERREZ, JEMBER**INF**

Ht./Wt.: 5-11/160

Bats/Throws: R/R

Born: July 6, 1998 in Barquisimeto, VZ

Opening Day Age: 20

Resides: Barquisimeto, VZ

Acquired: Signed as a non-drafted free agent on July 2, 2016.

Signed By: Juan Salazar

2017-19: Batted .283 (178-629) with 1 HR and 86 RBI in 185 G over 3 seasons in the DSL, totaling 119 walks against 87 strikeouts...in 2018, ranked 7th in the DSL in OBP (.434)...appeared at all 4 infield positions.

YEAR	CLUB	AVG	G	AB	R	H	TB	2B	3B	HR	RBI	SH	SF	BB-I	SO	SB	CS	HP	GDP	OBP	SLG
2017	DSL Rangers2	.276	59	181	26	50	63	9	2	0	24	2	3	37-1	27	6	5	2	7	.399	.348
2018	DSL Rangers2	.299	65	221	40	66	83	9	4	0	29	0	3	50-0	39	11	7	5	7	.434	.376
2019	DSL Rangers2	.285	42	158	17	45	61	11	1	1	27	0	6	23-0	11	15	0	5	6	.380	.386
	DSL Rangers1	.246	19	69	10	17	20	3	0	0	6	0	1	9-0	10	7	2	3	2	.354	.290
MINOR TOTALS		.283	185	629	93	178	227	32	7	1	86	2	13	119-1	87	39	14	15	22	.402	.361

GUZMAN, YANIERO**1B**

Ht./Wt.: 5-10/190

Bats/Throws: S/R

Born: May 30, 1998 in Puerto Plata, DR

Opening Day Age: 21

Resides: Moca, DR

Acquired: Signed as a non-drafted free agent on Oct. 24, 2016.

Signed By: Willy Espinal

2019: Made 15 starts at 1B for the AZL Rangers in his 1st stateside season...2017-18: Posted a .310/.380/.503/.883 slash line with 11 HR and 73 RBI in 102 G over 2 seasons in the DSL...in 2018, ranked among DSL leaders in RBI (3rd, 52), SLG (4th, .558), BA (6th, .332), and OPS (6th, .940).

YEAR	CLUB	AVG	G	AB	R	H	TB	2B	3B	HR	RBI	SH	SF	BB-I	SO	SB	CS	HP	GDP	OBP	SLG
2017	DSL Rangers2	.285	49	158	21	45	69	6	3	4	21	0	1	22-2	26	0	2	2	2	.377	.437
2018	DSL Rangers1	.332	53	190	36	63	106	12	5	7	52	0	4	17-1	33	2	1	1	2	.382	.558
2019	AZL Rangers	.244	25	82	10	20	32	3	3	1	13	0	0	6-0	27	1	0	0	5	.295	.390
MINOR TOTALS		.298	127	430	67	128	207	21	11	12	86	0	5	45-3	86	3	3	3	9	.364	.481

HEHNKE, CAL**RHP**

Ht./Wt.: 6-3/210

Bats/Throws: L/R

Born: Sept. 18, 1996 in Grand Island, NE

Opening Day Age: 23

Resides: Omaha, NE

Acquired: Signed as a non-drafted free agent on Aug. 16, 2019.

Signed By: Dustin Smith

2019: Signed with Texas as an undrafted free agent on 8/16 and recorded a pair of relief outings for the AZL Rangers in his professional debut...Notes: Pitched 4 seasons at the University of Nebraska-Omaha...named All-Summit Second Team in 2019...finished his career among the program's all-time leaders in mound appearances (3rd, 62), saves (4th, 12), and games finished (5th, 32)...earned his degree in architectural engineering...lettered 3 years at Grand Island (Neb.) High School.

YEAR	CLUB	W-L	ERA	G	GS	CG	SHO	SV	IP	H	R	ER	HR	HB	BB-I	SO	WP	BK
2019	AZL Rangers	1-0	0.00	2	0	0	0	0	5.0	2	0	0	0	0	2-0	6	0	0

HELLINGER, SAM**RHP**

Ht./Wt.: 6-1/210

Bats/Throws: R/R

Born: Sept. 6, 1994 in Seattle, WA

Opening Day Age: 25

Resides: Seattle, WA

Acquired: Signed as a non-drafted free agent on May 11, 2019.

2019: Signed by Texas as a minor league free agent on 5/11 and combined to go 3-3, 3.57 (14 ER/35.2 IP) over 17 relief ap. across 3 levels of the Texas farm system in his professional debut...held opposing batters to a .195 average (24-123)...**Notes:** Finished college career at Gonzaga University in 2017, going 7-4 with a 4.59 ERA (42 ER/82.1 IP) in 2 seasons with the Zags after transferring from College of San Mateo (Calif.)...earned First Team All-Conference honors as a sophomore in 2015...attended West Seattle (Wash.) High School, and was named Washington State Player of the Year in 2013...was selected by Seattle in the 39th round of the 2013 June draft, but did not sign.

YEAR	CLUB	W-L	ERA	G	GS	CG	SHO	SV	IP	H	R	ER	HR	HB	BB-I	SO	WP	BK
2019	Spokane	2-1	3.00	6	0	0	0	1	12.0	7	4	4	0	2	5-0	18	1	0
	Hickory	0-1	1.53	8	0	0	0	1	17.2	11	4	3	2	1	10-0	26	1	0
	Down East	1-1	11.12	3	0	0	0	0	5.2	6	7	7	3	0	7-0	4	0	0
MINOR TOTALS		3-3	3.57	17	0	0	0	2	35.1	24	15	14	5	3	22-0	48	2	0

HENRIQUEZ, RONNY**RHP**

Ht./Wt.: 5-10/160

Bats/Throws: R/R

Born: June 20, 2000 in Bonao, DR

Opening Day Age: 19

Resides: Bonao, DR

Acquired: Signed as a non-drafted free agent on July 2, 2017.

Signed By: Willy Espinal

2019: Ranked as Texas' 10th-best prospect entering 2020 according to *Baseball America*...paced Hickory staff with 99 strikeouts and ranked 8th in the South Atlantic League (min. 80 IP) with a 10.87 SO/9 figure...went 3-4, 3.50 (17 ER/43.2 IP) in 1st 12 G/GS, 0-2, 9.28 (22 ER/21.1 IP) in next 6 G/GS, and 3-0, 1.06 (2 ER/17.0 IP) with opponents going 7-for-57 (.123) in last 3 G/GS...opponents batted .284 overall, .259 vs. LHB and .309 vs. RHB...
 2018: Named a Dominican Summer League mid-season All-Star in professional debut at age 18, ranking among the league leaders in strikeouts (4th, 79), WHIP (4th, 0.78), and ERA (7th, 1.55)...among DSL starters, ranked among leaders in SO/9 (1st, 12.26), fewest baserunners per 9.0 IP (2nd, 6.98), opponent avg. (3rd, .177), and BB/9 (4th, 1.24)...allowed 2-or-fewer runs in 9 of 11 GS...whiffed season-best 13 of 20 BF on 7/30 at DSL Tigers1 and totaled 3 double-digit strikeout games...also made *Baseball America's* DSL All-Star team.

YEAR	CLUB	W-L	ERA	G	GS	CG	SHO	SV	IP	H	R	ER	HR	HB	BB-I	SO	WP	BK
2018	DSL Rangers2	5-0	1.55	11	11	0	0	0	58.0	37	18	10	2	0	8-0	79	2	0
2019	Hickory	6-6	4.50	21	19	0	0	0	82.0	91	50	41	6	3	27-0	99	4	0
MINOR TOTALS		11-6	3.28	32	30	0	0	0	140.0	128	68	51	8	3	35-0	178	6	0

HERNANDEZ, HERIBERTO**C/1B/OF**

Ht./Wt.: 6-0/195

Bats/Throws: R/R

Born: Dec. 16, 1999 in Bonao, DR

Opening Day Age: 20

Resides: Bonao, DR

Acquired: Signed as a non-drafted free agent on Dec. 13, 2017.

Signed By: Willy Espinal

2019: Combined to bat .345 (69-200) with 11 HR and 49 RBI in 53 G with Spokane and AZL Rangers...ranked among Arizona League leaders in RBI (1st, 48), TB (1st, 124), HR (2nd, 11), and OPS (3rd, 1.079), earning a spot on the AZL postseason All-Star team...made 38 starts at RF (18 GS), 1B (11 GS), and C (9 GS)...promoted to Spokane on 8/31...named Texas Organization All-Star by MiLB.com, *Baseball America* Rookie All-Star, and MiLB.com AZL Player of the Month for August...rated as AZL's 14th-best prospect by *Baseball America*...2018: Finished among DSL leaders in XBH (1st, 32), HR (2nd, 12), OPS (2nd, 1.100), SLG (2nd, .635), BB (3rd, 53), OBP (4th, .464), RBI (15th, 49), runs (6th, 56), and total bases (7th, 113).

YEAR	CLUB	AVG	G	AB	R	H	TB	2B	3B	HR	RBI	SH	SF	BB-I	SO	SB	CS	HP	GIDP	OBP	SLG
2018	DSL Rangers2	.292	60	178	56	52	113	15	5	12	49	0	2	53-1	41	5	6	2	464	.635	
2019	AZL Rangers	.344	50	192	42	66	124	17	4	11	48	0	1	27-1	57	3	3	4	4	433	.646
	Spokane	.375	3	8	4	3	3	0	0	0	1	0	0	2-0	3	3	0	0	0	500	.375
MINOR TOTALS		.320	113	378	102	121	240	32	9	23	98	0	3	82-2	101	11	8	10	6	.450	.635

HERNANDEZ, YONNY**INF**

Ht./Wt.: 5-8/180

Bats/Throws: S/R

Born: May 4, 1998 in Maturin, VZ

Opening Day Age: 21

Resides: Palo Negro, VZ

Acquired: Signed as a non-drafted free agent on July 2, 2014.

Signed By: Gil Kim/Rafic Saab

2019: Led Texas farmhands in SB (33) and BB (78) while compiling career bests in several offensive categories, including OBP (.413), H (120), and RBI (50) over 122 G at Frisco and Down East...named a Carolina League mid-season All-Star and was recognized as CL Player of the Week for 4/22-28 after reaching base 16 times in 6 games...posted a 25-G on-base streak with DE from 4/20-5/15, 6th-longest in the CL in 2019...played for Auckland in the Australian Baseball League following the season, batting .229 (19-83) in 27 G...named as having "Best Strikezone Discipline" in the Texas organization (*Baseball America*)...2018: Combined to bat .261 (97-372) in 119 G with Hickory and Frisco...ranked among South Atlantic League leaders in stolen bases (2nd, 44) and walks (3rd, 58) while leading the Crawdads in both categories...named Texas Organization All-Star by MiLB.com...2017: Played with 3 different affiliates in his stateside debut, combining to bat .233 (41-176) over 53 G with Frisco, Spokane, and the AZL Rangers...began season in extended Spring Training, but joined Frisco from 5/6-20...returned to extended and spent bulk of the rookie league season with AZL Rangers...was with Spokane from 7/10-8/6...2016: Tied for the DSL Rangers1 team lead with 61 games and led with team with 37 walks...2015: Made pro debut with DSL Rangers1.

YEAR	CLUB	AVG	G	AB	R	H	TB	2B	3B	HR	RBI	SH	SF	BB-I	SO	SB	CS	HP	GIDP	OBP	SLG
2015	DSL Rangers1	.233	44	150	33	35	41	4	1	0	13	3	1	26-0	30	5	8	6	4	.366	.273
2016	DSL Rangers1	.293	61	215	55	63	79	4	6	0	31	8	6	37-2	22	32	9	6	1	402	.367
2017	Frisco	.000	3	3	0	0	0	0	0	0	0	0	0	0-0	1	0	0	0	0	.000	.000
	AZL Rangers	.231	32	117	25	27	34	7	0	0	12	0	2	24-0	11	13	2	3	2	.370	.291
	Spokane	.250	18	56	13	14	19	2	0	1	9	2	1	12-0	12	4	3	1	0	.386	.339
2018	Hickory	.260	115	361	56	94	118	12	3	2	40	15	2	58-0	65	44	15	7	12	.371	.327
	Frisco	.273	4	11	3	3	3	0	0	1	0	1	0	4-0	3	2	0	0	0	.438	.273
2019	Down East	.298	72	245	42	73	81	6	1	0	34	4	3	48-0	47	17	14	9	2	.426	.331
	Frisco	.276	50	170	28	47	56	5	2	0	16	3	0	30-0	25	16	4	3	5	.394	.329
MINOR TOTALS		.268	399	1328	255	356	431	40	13	3	156	35	16	239-0	216	133	55	35	26	.389	.325

HERRERA, RONALD**RHP**

Ht./Wt.: 5-11/195

Bats/Throws: R/R

Born: May 3, 1995 in Maracay, VZ

Opening Day Age: 24

Resides: Maracay, VZ

Acquired: From New York-AL in exchange for LHP Reiver Sanmartin on Nov. 20, 2017.

Signed By: Julio Franco/Carlos Villanueva

2019: Returned from injury to go 3-10, 7.73 (69 ER/80.1 IP) over 21 G/17 GS for Nashville and Frisco...went 0-6, 12.07 (38 ER/28.1 IP) through 1st 10 G/8 GS and 3-4, 5.37 (31 ER/52.0 IP) over last 11 G/10 GS...re-signed with organization on 1/20/20 after becoming a free agent on 11/4/19...**2018:** Missed entire season following surgery to repair a right torn flexor tendon in his right forearm on 6/11...was in Major League camp during spring training, but did not pitch...was removed from the 40-man roster and outrighted to the minor leagues on 11/20...**2017:** Reached the Majors with the Yankees and had 2 relief appearances over 2 starts with New York (6/14-15 and 6/26-30)...made his ML debut on 6/14 at LAA, allowing a 2-R HR to Andrelton Simmons in the 7th to suffer the loss...combined to go 8-1 with a 1.91 ERA (16 ER/75.1 IP) over 14 starts in minors with Trenton, Scranton/Wilkes-Barre, and the GCL Yankees...was named Eastern League Pitcher of the Week for the period from 6/5-11, after striking out 9 and allowing just 2 H and 0 BB in 6.2 scoreless innings on 6/8 vs. Hartford...was on the minor league disabled list at Trenton from 7/6-8/31 with a right shoulder strain...made one postseason start for Scranton-Wilkes-Barre...**2016:** In his 1st season with the Yankees organization, combined at Trenton and Scranton/Wilkes-Barre to go 10-8 with a 3.94 ERA (60 ER/137.0 IP) in 24 starts...ranked 4th among Yankees minor leaguers in strikeouts and tied for 6th in wins...finished 4th in the Eastern League in strikeouts and 10th in ERA...led EL starters (min. 125.0IP) with a 8.39 K/9.0IP ratio...was named the Thunder's "Pitcher of the Year"...on 4/26 vs. New Hampshire, tossed the first 8.0 IP (2 BB, 5 K, 1 HP) of a combined no-hitter, with Jonathan Holder (1.0 IP) finishing the 4-0 win...was named EL Pitcher of the Week for 4/25-5/1...was added to the Yankees' 40-man roster on 11/18/16...**2015:** Combined with Lake Elsinore (A+) and San Antonio (AA) to go 8-7 with a 4.08 ERA (66 ER/145.2 IP) in 26 games/25 starts...was promoted to San Antonio on 7/24...named Texas League Pitcher of the Week for 8/17-23 after going 1-0 in two scoreless starts (11.0 IP, 4 H, 2 BB, 10 K)...was traded to the Yankees in exchange for INF José Pirela on 11/11/15...**2014:** Split the campaign between Beloit (A) in the A's organization and Fort Wayne (A) in the Padres organization...went a combined 6-9 with a 3.92 ERA (58 ER/133.0 IP) 26 games/25 starts...ranked 5th among Midwest League starters with a 1.74 BB/9.0IP ratio...on 5/28, was acquired by the San Diego Padres from the Oakland Athletics to complete the trade that sent INF/OF Jake Goebbert to San Diego and INF/OF Kyle Blanks to Oakland on 5/14...**2013:** Combined with the AZL Athletics and Vermont (S-A) to go 7-4 with a 4.02 ERA (35 ER/78.1 IP) in 16 games/10 starts...spent the majority of the season with the AZL Athletics and led the Arizona League in innings pitched and finished 3rd in wins...his 1.36 BB/9.0IP ratio was 3rd-lowest among starting pitchers...was promoted to Vermont on 8/29...**2012:** Made his pro debut with the DSL Athletics.

YEAR	CLUB	W-L	ERA	G	GS	CG	SHO	SV	IP	H	R	ER	HR	HB	BB-I	SO	WP	BK
2012	DSL Athletics	2-4	2.47	14	14	1	0	0	58.1	66	24	16	1	6	20-0	44	6	0
2013	AZL Athletics	6-4	3.82	14	9	0	0	0	70.2	76	36	30	3	3	11-0	58	3	2
	Vermont	1-0	5.87	2	1	0	0	0	7.2	10	6	5	0	2	2-0	8	0	0
2014	Beloit	3-4	3.38	9	9	0	0	0	50.2	53	26	19	6	5	10-0	35	1	1
	Fort Wayne	3-5	4.26	17	16	0	0	0	82.1	93	45	39	5	6	15-0	47	3	1
2015	Lake Elsinore	5-6	3.88	18	17	0	0	0	102.0	100	48	44	6	5	28-0	69	7	1
	San Antonio	3-1	4.53	8	8	1	1	0	43.2	48	25	22	4	3	14-0	35	1	1
2016	Trenton	10-7	3.75	23	23	0	0	0	132.0	131	61	55	9	4	35-0	123	4	0
	Scranton/Wilkes-Barre	0-1	9.00	1	1	0	0	0	5.0	7	5	5	1	0	3-0	8	1	0
2017	Trenton	8-0	1.13	9	9	0	0	0	56.0	34	10	7	2	2	12-0	42	1	0
	New York-AL	0-1	6.00	2	0	0	0	0	3.0	3	2	2	1	1	1-0	3	0	0
	Scranton/Wilkes-Barre	0-0	4.35	2	2	0	0	0	10.1	6	7	5	2	1	3-0	6	0	0
	GCL Yankees East	0-1	4.00	3	3	0	0	0	9.0	13	4	4	0	1	0-0	9	0	0
2018	Texas								INJURED - DID NOT PITCH									
2019	Nashville	1-4	13.02	8	5	0	0	0	18.2	29	29	27	9	3	10-0	17	0	1
	Frisco	2-6	6.13	13	12	0	0	0	61.2	79	45	42	12	3	11-0	44	5	0
MAJOR TOTALS		0-1	6.00	2	0	0	0	0	3.0	3	2	2	1	1	1-0	3	0	0
MINOR TOTALS		44-43	4.07	141	129	2	1	0	708.0	745	371	320	60	44	174-0	545	32	7

HOOPII-TUONETO, ANTHONY**RHP**

Ht./Wt.: 6-2/205

Bats/Throws: R/R

Born: Aug. 11, 2000 in Wailuku, HI

Opening Day Age: 19

Resides: Lakewood, WA

Acquired: Selected in the 30th round of the 2019 June draft...signed on June 22, 2019.

Signed By: Gary McGraw

2019: Did not see official game action...**Notes:** Anthony David Maui La'akea Hoopii-Tuoneto...pitched one season at Pierce (Wash.) College, going 6-3 with a 3.75 ERA...attended Baldwin (Hawaii) High School...named 2018 Perfect Game/Rawlings Hawaii High School Player of the Year after capturing Hawaii Division I State Championship as a senior...selected by Minnesota in the 16th round of the 2018 June draft, but did not sign.

HOOPER, JAKE**INF**

Ht./Wt.: 5-11/180

Bats/Throws: R/R

Born: July 11, 1997 in Clarkston, MI

Opening Day Age: 22

Resides: Armada, MI

Acquired: Selected in the 28th round of the 2019 June draft...signed on June 11, 2019.

Signed By: Chris Collias

2019: Combined to bat .239 (38-159) with no HR and 16 RBI in 53 G with Spokane and the AZL Rangers...batted .208 (21-101) in 1st 33 G at Short-A following a 6/21 promotion, then hit .296 (16-54) in last 18 G...**Notes:** Slashed .328/.416/.525 (134-408) with 12 HR and 38 SB in his 3 seasons at Hillsdale (Mich.) College...named to All-Great Midwest Athletic Conference Second Team following his junior season in 2019 after garnering First Team selection as a sophomore...earned All-League, District and County honors in senior campaign at Armada (Mich.) HS where he also played basketball and soccer...was a member of the National Honor Society and ranked in the top 20 of his class.

YEAR	CLUB	AVG	G	AB	R	H	TB	2B	3B	HR	RBI	SH	SF	BB-I	SO	SB	CS	HP	GDP	OBP	SLG
2019	AZL Rangers	.250	2	4	1	1	2	1	0	0	3	0	0	3-0	1	1	0	0	0	.571	.500
	Spokane	.239	51	155	36	37	54	11	3	0	13	1	1	26-0	51	11	2	4	1	.360	.348
MINOR TOTALS		.239	53	159	37	38	56	12	3	0	16	1	1	29-0	52	12	2	4	1	.368	.352

HUNTER, LEON**RHP**

Ht./Wt.: 6-3/240

Bats/Throws: R/R

Born: March 17, 1997 in Garner, NC

Opening Day Age: 23

Resides: Garner, NC

Acquired: Selected in the 35th round of the 2019 June draft...signed on June 11, 2019.

Signed By: Jay Heafner

2019: Combined to go 2-1, 1.38 (4 ER/26.0 IP) with 5 BB/30 SO in 18 G with Spokane and the AZL Rangers...ranked 12th in the AZL (min. 20 IP) in ERA (1.48) and led the Rangers with 8 saves...promoted to Spokane on 9/1...**Notes:** Pitched 4 seasons at North Carolina A&T, where he went 3-1 with 10 saves and a 2.87 ERA as a senior...was named All-MEAC Second Team in 2019...graduated with a degree in criminal justice...attended Southeast Raleigh (N.C.) High School.

YEAR	CLUB	W-L	ERA	G	GS	CG	SHO	SV	IP	H	R	ER	HR	HB	BB-I	SO	WP	BK
2019	AZL Rangers	2-1	1.48	17	0	0	0	8	24.1	15	6	4	0	0	3-0	27	4	0
	Spokane	0-0	0.00	1	0	0	0	0	1.2	2	0	0	0	0	2-0	3	0	0
MINOR TOTALS		2-1	1.38	18	0	0	0	8	26.0	17	6	4	0	0	5-0	30	4	0

INOA, CRISTIAN**INF**

Ht./Wt.: 5-8/185

Bats/Throws: R/R

Born: July 4, 1999 in Santo Domingo, DR

Opening Day Age: 20

Resides: Santo Domingo, DR

Acquired: Signed as a non-drafted free agent on July 4, 2015.

Signed By: Rodolfo Rosario/Rafael Belen

2019: Made 56 starts at SS (36 GS), 3B (15 GS), and 2B (5 GS) for Spokane...batted .265 (18-68) over final 20 G after a .167 (23-138) start spanning 1st 38 G...**2018:** Combined to bat .228 (47-206) in 63 G between 4 Texas affiliates, spending majority of campaign with Spokane...made 59 total starts at second base (27), shortstop (20), and third base (12)...batted .280/.370/.373/.743 (33-118) over final 35 G, all with Spokane...**2017:** Made his stateside debut with Spokane, ranking 2nd on club in RBI (31)...had 40 GS at shortstop and also made 19 starts over final 2016: Made pro debut with DSL Rangers/2.

YEAR	CLUB	AVG	G	AB	R	H	TB	2B	3B	HR	RBI	SH	SF	BB-I	SO	SB	CS	HP	GIDP	OBP	SLG
2016	DSL Rangers/2	.282	65	238	44	67	98	16	2	3	21	1	2	31-0	41	16	4	10	4	.384	.403
2017	Spokane	.213	60	207	21	44	68	10	1	4	31	2	5	13-0	48	2	1	3	5	.263	.329
2018	Round Rock	.000	2	5	0	0	0	0	0	0	0	0	0	1-0	2	0	0	0	0	.167	.000
	Frisco	.143	3	7	0	1	1	0	0	0	0	0	0	1-0	1	0	0	0	0	.250	.143
	Hickory	.152	12	33	5	5	7	2	0	0	1	0	0	8-0	6	0	0	0	0	.217	.212
	Spokane	.255	46	161	14	41	55	8	0	2	13	1	0	15-0	33	3	3	5	2	.337	.342
2019	Spokane	.199	58	206	28	41	60	13	0	2	19	0	2	23-0	60	5	4	2	1	.283	.291
MINOR TOTALS		.232	246	857	112	199	287	49	3	11	85	4	9	92-0	191	26	12	20	12	.318	.335

INOJOSA, ROSMER**RHP**

Ht./Wt.: 6-3/195

Bats/Throws: R/R

Born: Aug. 10, 1999 in Villa de Cura, VZ

Opening Day Age: 20

Resides: Magdalena, VZ

Acquired: Signed as a non-drafted free agent on Nov. 8, 2016.

Signed By: Jhonny Gomez

2019: Led the AZL Rangers in strikeouts (46) in his 1st stateside action...**2018:** Returned to the DSL and ranked among league leaders in ERA (4th, 1.38) and WHIP (9th, 0.89)...**2017:** Made professional debut in the Dominican Summer League.

YEAR	CLUB	W-L	ERA	G	GS	CG	SHO	SV	IP	H	R	ER	HR	HB	BB-I	SO	WP	BK
2017	DSL Rangers/2	4-3	3.75	16	10	0	0	1	60.0	65	29	25	3	2	9-0	45	2	1
2018	DSL Rangers/1	5-1	1.38	12	12	0	0	0	65.0	49	18	10	1	2	9-0	53	2	1
2019	AZL Rangers	3-4	9.17	10	6	0	0	0	36.1	60	39	37	8	3	16-0	46	4	1
MINOR TOTALS		12-8	4.02	38	28	0	0	1	161.1	174	86	72	12	7	34-0	144	8	3

IRIZARRY, KENEN**INF**

Ht./Wt.: 5-10/160

Bats/Throws: L/R

Born: May 6, 2000 in Yauco, Puerto Rico

Opening Day Age: 19

Resides: Guanica, Puerto Rico

Acquired: Selected in the 13th round of the 2018 June draft...signed on June 14, 2018.

Signed By: Cliff Terracosa

2019: Made 35 starts at 2B (23 GS), LF (7 GS), 1B (3 GS), and 3B (2 GS) for Spokane...batted .300 (30-100) in 1st 28 G before hitting .192 (14-73) in final 21 G...**2018:** Appeared in 17 G for the AZL Rangers in his pro debut...**Notes:** Attended Aurea E Quiles High School in Guanica, Puerto Rico.

YEAR	CLUB	AVG	G	AB	R	H	TB	2B	3B	HR	RBI	SH	SF	BB-I	SO	SB	CS	HP	GIDP	OBP	SLG
2018	AZL Rangers	.195	17	41	8	8	11	1	1	0	2	1	1	8-0	10	1	1	0	0	.320	.268
2019	Spokane	.253	49	174	23	44	68	10	1	4	22	3	1	22-1	51	2	3	2	0	.342	.391
MINOR TOTALS		.242	66	215	31	52	79	11	2	4	24	4	2	30-1	61	3	4	2	0	.337	.367

JACOBSEN, LUCAS**LHP**

Ht./Wt.: 6-4/210

Bats/Throws: L/L

Born: July 1, 1995 in Santa Cruz, CA

Opening Day Age: 24

Resides: Campbell, CA

Acquired: Selected in the 27th round of the 2016 June draft...signed on July 15, 2016.

Signed By: Todd Guggiana

2019: Averaged 14.4 strikeouts per 9 innings for Hickory, the 4th-best mark in the South Atlantic League (min. 30 IP)...also had the highest swinging strike percentage (21.0%) on the circuit (min. 30 IP)...opponents batted .219 (25-114) overall, .149 (7-47) by LHB and .269 (18-67) by RHB...pitched for Auckland of the Australian Baseball League following the season, going 1-1 with a 4.61 ERA (7 ER/13.2 IP) in 12 G...**2018:** Did not see official game action following left elbow surgery on 3/28...**2017:** Combined to go 3-0 with a 3.77 ERA (6 ER/14.1 IP) and one save over 13 relief appearances with the AZL Rangers and Spokane...opened season with AZL Rangers and promoted to Spokane on 7/4...**2016:** Appeared in 7 games with the Arizona Rangers in 1st pro season...**Notes:** Recorded 35 strikeouts over 30.0 innings and held opponents to a .192 average in his only season at Long Beach State...named second team all-conference as a freshman at Santa Barbara CC...named to the All-Blossom Valley Athletic League first team as a senior at Westmont (Calif.) High School...was a member of the Los Gatos Legends team that won the Colt World Series in Lafayette, Ind., in 2012.

YEAR	CLUB	W-L	ERA	G	GS	CG	SHO	SV	IP	H	R	ER	HR	HB	BB-I	SO	WP	BK
2016	AZL Rangers	1-0	6.75	7	0	0	0	0	9.1	13	8	7	2	0	4-0	12	2	0
2017	AZL Rangers Spokane	0-0 3-0	10.80 1.64	3 10	0 0	0 0	0 0	0 1	3.1 11.0	5 5	4 2	1 2	0 0	0 0	1-0 6-0	7 18	3 3	0
2018									INJURED - DID NOT PITCH									
2019	Hickory	1-4	3.90	20	0	0	0	2	30.0	25	14	13	3	2	11-1	48	4	0
MINOR TOTALS		5-4	4.36	40	0	0	0	3	53.2	48	29	26	6	2	22-1	85	12	0

JANCA, GEORGE**RHP**

Ht./Wt.: 6-2/210

Bats/Throws: R/R

Born: May 8, 1997 in Georgetown, TX

Opening Day Age: 22

Resides: Georgetown, TX

Acquired: Signed as a non-drafted free agent on July 3, 2018.

Signed By: Randy Taylor

2019: Made 6 relief appearances for the AZL Rangers in his professional debut...on injured list from 8/15-end of season with a right shoulder strain...

Notes: Ignacius George Janca...played 3 seasons as an infielder at Texas A&M...did not make an appearance as a pitcher at the collegiate level...attended Georgetown (Texas) High School...named All-District 17-4A First Team as a junior and senior...also tabbed District 17-4A Defensive MVP as a senior, when he turned 16 double plays in the playoffs alone.

YEAR	CLUB	W-L	ERA	G	GS	CG	SHO	SV	IP	H	R	ER	HR	HB	BB-I	SO	WP	BK
2019	AZL Rangers	0-0	2.57	6	0	0	0	0	7.0	5	3	2	0	0	5-0	12	0	0

JAVIER, JOSHUA**LHP**

Ht./Wt.: 6-3/190

Bats/Throws: L/L

Born: Dec. 16, 1998 in Santo Domingo, DR

Opening Day Age: 21

Resides: Santo Domingo, DR

Acquired: As the PTBNL from Arizona on Aug. 17, 2018 to complete the trade of Jake Diekmann on July 31, 2018.

Signed By: Luis Baez/Junior Noboa (Arizona)

2019: Made a team-high 11 starts for Spokane...posted career highs in SO/9 rate (10.3) and BB/9 rate (6.7)...opponents batted .190 (26-137) overall, .170 (17-100) by RHB and .243 (9-37) by LHB...2018: Acquired from Arizona on 8/17 as player to be named later, completing the 7/31 trade involving LHP Jake Diekmann...combined to go 3-1 with a 2.76 ERA (13 ER/42.1 IP) in 12 G/6 GS with the AZL D-backs and AZL Rangers...was 3-1, 1.29 (3 ER/21.0 IP) in 6 relief outings compared to no record, 4.22 (10 ER/21.1 IP) in 6 starts...**Notes:** Signed by Arizona as a non-drafted free agent on 9/3/15...signed by Luis Baez and Junior Noboa.

YEAR	CLUB	W-L	ERA	G	GS	CG	SHO	SV	IP	H	R	ER	HR	HB	BB-I	SO	WP	BK
2016	DSL D-backs1	2-1	3.75	8	6	0	0	0	24.0	20	12	10	0	4	19-0	27	5	0
	DSL D-backs2	0-3	9.00	6	3	0	0	0	18.0	20	21	18	0	0	24-0	15	9	1
2017	DSL D-backs2	5-2	2.06	9	7	0	0	0	39.1	30	16	9	1	3	18-0	31	7	2
	DSL D-backs1	2-0	0.00	3	3	0	0	0	17.0	7	3	0	0	1	1-0	21	0	0
2018	AZL D-backs	3-1	2.80	10	4	0	0	0	35.1	27	14	11	1	2	15-0	33	3	0
	AZL Rangers	0-0	2.57	2	2	0	0	0	7.0	4	2	2	0	0	1-0	12	0	0
2019	Spokane	0-1	3.35	11	11	0	0	0	37.2	26	16	14	2	4	28-0	43	3	1
MINOR TOTALS		12-8	3.23	49	36	0	0	0	178.1	134	84	64	4	14	106-0	182	27	4

JEFFRY, WILLIAM**OF**

Ht./Wt.: 6-1/170

Bats/Throws: R/R

Born: May 11, 1999 in Caguas, Puerto Rico

Opening Day Age: 20

Resides: Caguas, Puerto Rico

Acquired: Selected in the 36th round of the 2017 June draft...signed July 6, 2017.

Signed By: Roberto Aquino

2019: Made 15 starts in LF (13 GS) and RF (2 GS) in his 1st stateside action with the AZL Rangers...2018: Made pro debut with the DSL Rangers1...**Notes:** Selected out of Colegio Angel David High School in Puerto Rico.

YEAR	CLUB	AVG	G	AB	R	H	TB	2B	3B	HR	RBI	SH	SF	BB-I	SO	SB	CS	HP	GIDP	OBP	SLG
2018	DSL Rangers1	.250	25	64	20	16	29	2	1	3	15	0	3	10-0	32	5	1	7	0	.393	.453
2019	AZL Rangers	.200	23	65	6	13	20	2	1	1	9	0	0	6-0	28	1	1	1	0	.278	.308
MINOR TOTALS		.225	48	129	26	29	49	4	2	4	24	0	3	16-0	60	6	2	8	0	.340	.380

JENKINS, ERIC**OF**

Ht./Wt.: 6-0/190

Bats/Throws: L/R

Born: Jan. 30, 1997 in Cerro Gordo, NC

Opening Day Age: 23

Resides: Jacksonville, FL

Acquired: Selected in the 2nd round of the 2015 June draft...signed on June 15, 2015.

Signed By: Jay Heafner

2019: Ranked T5th in the Carolina League with 21 steals for Down East...recorded 1st multi-HR game on 5/30 vs. Salem (2 HR)...on injured list from 8/2-24 with a left hamstring strain...2018: Combined to bat .241 (91-377) in 111 G with Hickory and Down East...began season with Hickory before promotion to Down East on 5/9...his 35 stolen bases were 2nd-most in the organization (46-Yonny Hernandez)...following the season, batted .247 (19-77) in 21 G with Auckland in the Australian Baseball League...2017: Opened the season on the disabled list with a left hamstring strain...joined Hickory upon activation and batted .163 (7-43) over 12 G with the Crawdads...transferred to extended Spring Training on 5/10 and returned to Hickory on 6/9...hit .216/.266/.310/576 (46-213) in final 60 G with the Crawdads...2016: Led the South Atlantic League and ranked 3rd among all minor leaguers with 51 stolen bases...was the 1st Texas farmhand to record 50+ steals in a season since 2010...was successful on season-high 14 straight steal attempts from 6/28-8/9...promoted to High Desert on 9/5 and was 3-for-7 (.429) in 3 G in postseason for the Mavericks...2015: Named the 7th-best prospect in the Arizona League...had the 6th-best stolen base percentage (90.3%, 28-for-31) among all minor leaguers with at least 30 attempts...ranked among league leaders in stolen bases (2nd, 27), triples (T3rd, 6), runs (T4th, 35), and walks (T5th, 23)...promoted to Hickory after AZL season on 3/2...**Notes:** Rated as the 21st-best position player and 42nd-best prospect in the draft overall by Baseball America...was also tabbed by MLB.com as the 37th-best prospect overall...garnered 2015 Perfect Game Second Team All-American and Atlantic All-Region First Team honors following his senior year at West Columbus (N.C.) High School...was 50-for-50 in SB attempts over his last 2 years at West Columbus...played for the Dirtbags, a statewide showcase team, that has produced current Major Leaguers Madison Bumgarner, Wil Myers, and Kyle Seager...had committed to UNC-Wilmington.

YEAR	CLUB	AVG	G	AB	R	H	TB	2B	3B	HR	RBI	SH	SF	BB-I	SO	SB	CS	HP	GIDP	OBP	SLG
2015	AZL Rangers	.249	51	177	35	44	60	4	6	0	13	3	0	23-0	57	27	3	2	1	.342	.339
	Hickory	.389	5	18	3	7	8	1	0	0	1	0	0	1-0	4	1	0	0	1	.421	.444
2016	Hickory	.221	126	506	72	112	167	13	9	8	40	8	6	40-0	154	51	15	3	7	.279	.330
	High Desert	.000	1	4	0	0	0	0	0	0	0	0	0	0-0	3	0	0	0	0	.000	.000
2017	Hickory	.207	73	256	35	53	74	10	4	1	16	1	1	19-0	82	10	0	1	2	.264	.289
2018	Hickory	.291	26	103	14	30	46	1	3	3	15	1	1	8-1	32	16	3	0	1	.339	.447
	Down East	.223	85	274	36	61	78	6	4	1	14	3	1	21-1	79	19	5	2	0	.282	.285
2019	Down East	.176	87	255	30	45	71	4	5	4	17	6	1	30-0	95	21	7	3	2	.270	.278
MINOR TOTALS		.221	454	1593	225	352	504	39	31	17	116	22	10	142-2	506	145	33	11	14	.288	.316

JOSEPH, STARLING**OF**

Ht./Wt.: 6-3/180

Bats/Throws: R/R

Born: Aug. 1, 1998 in San Pedro de Macoris, DR

Opening Day Age: 21

Resides: San Pedro de Macoris, DR

Acquired: Signed as a non-drafted free agent on Oct. 9, 2014.

Signed By: Danilo Troncoso

2019: Made 39 starts in RF (27 GS) and CF (12 GS) for Spokane, ranking 2nd on the club with 4 outfield assists...2018: Hit a career-high 11 HR for Spokane, 2nd-most among Indians and T5th-most in the NWL...made 54 starts in RF (43) and CF (11)...batted .174 (26-149) with 6 HR and 17 RBI against RH pitchers compared to .286 (16-56) with 5 HR and 13 RBI against southpaws...2017: Made stateside debut with AZL Rangers...2016: Ranked among the DSL Rangers 2 leaders in HR (2nd, 5), 2B (T3rd, 13), and RBI (T4th, 27)...2015: Made pro debut with DSL Rangers.

YEAR	CLUB	AVG	G	AB	R	H	TB	2B	3B	HR	RBI	SH	SF	BB-I	SO	SB	CS	HP	GIDP	OBP	SLG
2015	DSL Rangers2	.259	54	201	37	52	74	15	2	1	17	2	1	27-0	60	12	7	5	1	.359	.368
2016	DSL Rangers2	.256	63	215	38	55	85	13	1	5	27	0	5	25-0	66	13	5	3	2	.335	.395
2017	AZL Rangers	.256	21	78	13	20	37	2	3	3	14	0	0	4-0	28	2	2	1	0	.301	.474
2018	Spokane	.205	59	205	26	42	82	7	0	11	30	0	4	11-0	86	0	4	7	3	.264	.400
2019	Spokane	.169	50	148	21	25	38	5	1	2	17	2	1	2-0	69	7	1	6	2	.262	.257
MINOR TOTALS		.229	247	847	135	194	316	42	7	22	105	4	11	80-0	309	34	19	22	8	.308	.373

JUNG, JOSH**3B**

Ht./Wt.: 6-2/215

Bats/Throws: R/R

Born: Feb. 12, 1998 in San Antonio, TX

Opening Day Age: 22

Resides: San Antonio, TX

Acquired: Selected in the 1st round (8th overall) of the 2019 June draft...signed on July 3, 2019.

Signed By: Josh Simpson

2019: Rated by *Baseball America* as Texas' top prospect entering 2020, and checked in at no. 55 (MLB.com) and no. 93 (BA) overall on the top 2020 prospects lists...combined to bat .316 (55-174) with 2 HR and 28 RBI in 44 G with Hickory and the AZL Rangers...homered in 1st pro AB on 7/11 vs. AZL Dodgers, finishing 3-for-4 with 3 RBI...promoted to Hickory on 7/16 and ranked among South Atlantic League leaders in 2B (T2nd, 13), RBI (T10th, 23), H (T10th, 45), and BA (13th, .287) thru the end of the season...named the 10th-best prospect in the SAL by *Baseball America*...Notes: Named 2019 Big 12 Co-Player of the Year at Texas Tech after batting .332 with 11 HR and 53 RBI as a junior...unanimous All-America selection with 6 honors - D1 Baseball, ABCA, Collegiate Baseball, NCBWA, *Baseball America*, Perfect Game...earned 15 All-America awards in 3 years and was selected Big 12 Player of the Decade by D1 Baseball...is the only Red Raider to be named a semifinalist for the Dick Howser Trophy and Golden Spikes Award in multiple seasons...finished college career with a .348 BA, 33 HR and 181 RBI in 191 games...played baseball and football at MacArthur High School in San Antonio...was a 4-time All-District honoree, 3-time All-Region winner and 3-time All-State selection...father, Jeff, is a longtime high school baseball and football coach in the state of Texas.

YEAR	CLUB	AVG	G	AB	R	H	TB	2B	3B	HR	RBI	SH	SF	BB-I	SO	SB	CS	HP	GIDP	OBP	SLG
2019	AZL Rangers	.588	4	17	5	10	16	1	1	1	5	0	0	2-0	3	0	0	0	1	.632	.941
	Hickory	.287	40	157	18	45	61	13	0	1	23	0	2	16-1	29	4	1	4	2	.363	.389
MINOR TOTALS		.316	44	174	23	55	77	14	1	2	28	0	2	18-1	32	4	1	4	3	.389	.443

JUNGMANN, TAYLOR**RHP**

Ht./Wt.: 6-8/215

Bats/Throws: R/R

Born: Dec. 18, 1989 in Temple, TX

Opening Day Age: 30

Resides: Austin, TX

Acquired: Signed as a minor league free agent on Feb. 11, 2020.

2019: Went 3-4, 6.09 (30 ER/44.1 IP) in 10 G with Yomiuri Nippon Professional Baseball in Japan...also went 5-2, 1.63 (13 ER/72.0 IP) in 15 G with Yomiuri's Eastern League affiliate...2018: In 1st year in Japan, finished 3-1, 2.77 (8 ER/26.0 IP) in 4 G/GS with Yomiuri of NPB...went 7-3, 1.82 (16 ER/79.1 IP) in 13 G for Yomiuri's minor league club...2017: Made season debut with Milwaukee on 4/5 vs. COL (last MLB game), allowing 1 R-ER in 0.2 IP in relief...split balance of year with Colorado Springs (AAA) and Biloxi (AA), going 10-4 with a 3.06 ERA (42 ER/123.1 IP) in 26 G/21 GS...2016: Opened the season in the Brewers' starting rotation and finished 0-5 with a 7.76 ERA in 8 6/5 GS over 2 stints in the Majors: O.D.-4/28 and 9/6-end of season...marked 1st time on an Opening Day roster...went 4-7, 4.66 (55 ER/106.1 IP) over 21 G/GS in the minors with Colorado Springs and Biloxi...transferred to Biloxi on 6/30...2015: Spent the majority of the season with Milwaukee in his 1st Major League action...began year with Colorado Springs and was recalled by Brewers on 6/9...earned the win in ML debut on 6/9 at PIT (7.0 IP, 1 R-ER) and whiffed Andrew McCutchen for his 1st strikeout...had 10 quality starts in his 21 starts in the Majors...tossed team's only CG of the season on 7/11 at LAD (9.0 IP, 3 H, 1 R-ER, 2 BB, 7 SO)...named Brewers Pitcher of the Month for August: 3-2, 3.12, .247 opp. BA in 5 G/GS...2014: Went a combined 12-10 with a 3.57 ERA in 28 G/27 GS with Nashville (AAA) and Huntsville (AA) and was named a Southern League All-Star...led all Brewers minor leaguers with 147 strikeouts...added to the 40-man roster on 11/20...entered 2014 as the 6th-best prospect in the organization according to *Baseball America*...named Brewers minor league Pitcher of the Month for August: 3-1, 1.80 in 6 G/GS...2013: Named to Southern League All-Star team with Huntsville...tabbed Brewers minor league Pitcher of the Month for June after going 3-1 with a 1.67 ERA in 5 G/GS...made 3 starts with Surprise in the Arizona Fall League before suffering a left groin injury...entered season as Milwaukee's 3rd-best prospect...2012: In his 1st pro action, spent the entire season with Brevard County (A+)...tied for the Florida State League lead in wins (11) and ranked 2nd in innings (153.0)...named Brewers minor league Pitcher of the Month for August: 3-0, 1.96 ERA in 6 G/GS...tabbed 2nd-best prospect in MIL organization entering the year...Notes: Taylor Heath Jungmann...name is pronounced YOUNG-men...selected by Milwaukee in the 1st round (12th overall) of the 2011 June draft...signed by Jeremy Booth...drafted out of the University of Texas, where he was selected 2011 Big 12 Conference Pitcher of the Year...earned first team All-Big 12 honors and Big 12 All-Academic recognition in 2010-11...won the 2011 Dick Howser Trophy as the top collegiate player in the country and was a finalist for the 2011 Golden Spikes Award...selected to the 2009 College World Series All-Tournament Team...enjoys video games and reading biographies...was also selected by the Los Angeles Angels in the 24th round of the 2008 June draft out of Georgetown (Texas) High School, but did not sign...attended Rogers (Texas) High School for 3 years prior to Georgetown HS.

YEAR	CLUB	W-L	ERA	G	GS	CG	SHO	SV	IP	H	R	ER	HR	HB	BB-I	SO	WP	BK
2012	Brevard County	11-6	3.53	26	26	1	0	0	153.0	159	70	60	7	11	46-0	99	10	2
2013	Huntsville	10-10	4.33	26	26	0	0	0	139.1	117	75	67	11	10	73-1	82	9	1
2014	Huntsville	4-4	2.77	9	9	0	0	0	52.0	52	21	16	4	3	15-0	46	6	0
	Nashville	8-6	3.98	19	18	0	0	0	101.2	88	48	45	7	12	46-0	101	10	1
2015	Colorado Springs	2-3	6.37	11	9	0	0	0	59.1	61	44	42	2	4	29-0	54	10	0
	Milwaukee	9-8	3.77	21	21	1	0	0	119.1	106	55	50	11	8	47-1	107	8	0
2016	Milwaukee	0-5	7.76	8	6	0	0	0	26.2	30	24	23	4	3	3-0	17	18	0
	Colorado Springs	1-3	9.87	8	8	0	0	0	31.0	39	37	34	6	8	35-0	24	4	0
	Biloxi	3-4	2.51	13	13	0	0	0	75.1	53	24	21	2	2	35-0	81	7	0
2017	Milwaukee	0-0	13.50	1	0	0	0	0	0.2	2	1	1	0	1	1-0	1	0	0
	Biloxi	1-2	4.36	9	6	0	0	0	33.0	35	18	16	5	1	17-0	31	4	1
	Colorado Springs	9-2	2.59	17	15	0	0	0	90.1	69	28	26	4	7	39-2	82	2	0
2018	Yomiuri	3-1	2.77	4	4	0	0	0	26.0	25	9	8	2	0	9-1	25	0	0
2019	Yomiuri	3-4	6.09	10	0	0	0	0	44.1	49	33	30	9	3	26-0	28	2	0
MAJOR TOTALS		9-13	4.54	30	27	1	0	0	144.2	138	80	74	15	12	65-2	126	8	0
MINOR TOTALS		49-40	4.00	138	130	1	0	0	735.0	673	365	327	48	58	335-3	600	62	5
JAPAN TOTALS		6-5	4.86	14	4	0	0	0	70.1	74	42	38	11	3	35-1	53	2	0

KAPERS, SCOTT**C**

Ht./Wt.: 5-11/190

Bats/Throws: R/R

Born: Nov. 27, 1996 in Schererville, IN

Opening Day Age: 23

Resides: Schererville, IN

Acquired: Selected in the 17th round of the 2018 June draft...signed on June 14, 2018.

Signed By: Michael Medici

2019: Combined to bat .187 (17-91) with 1 HR and 12 RBI in 29 G with Nashville and Spokane...threw out 14 of 27 (51.9%) attempted base stealers in 22 G at catcher...2018: Appeared in 25 G for the AZL Rangers and Spokane in his 1st pro season...Notes: Played 3 seasons at Valparaiso University, earning Missouri Valley Conference All-Defensive Team honors in 2018...threw out 21 of 56 (38%) attempted base stealers and picked off 6 runners during final season, tying for the league lead...younger brother, Jake, also a catcher, currently plays at Valpo...graduated from Mt. Carmel (Ill.) High School, helping the Caravan to a state championship in 2013...was an infielder and pitcher before converting to catcher prior to his sophomore year of high school.

YEAR	CLUB	AVG	G	AB	R	H	TB	2B	3B	HR	RBI	SH	SF	BB-I	SO	SB	CS	HP	GIDP	OBP	SLG
2018	AZL Rangers	.375	2	8	0	3	4	1	0	0	0	0	0	0-0	0	0	1	0	0	.375	.500
	Spokane	.164	23	73	7	12	24	6	0	1	6	0	0	5-0	15	0	1	6	3	.274	.288
2019	Nashville	.000	1	3	0	0	0	0	0	0	0	0	0	1-0	1	0	0	0	0	.250	.000
	Spokane	.193	28	88	17	17	24	4	0	1	12	1	0	9-0	22	1	0	14	0	.360	.273
MINOR TOTALS		.186	34	172	24	32	49	11	0	2	19	1	0	15-0	38	1	2	20	3	.324	.285

KENT, ZAK**RHP**

Ht./Wt.: 6-3/210

Bats/Throws: R/R

Born: Feb. 24, 1998 in Henrico, VA

Opening Day Age: 21

Resides: Heathsville, VA

Acquired: Selected in the 9th round of the 2019 June draft...signed on June 11, 2019.

Signed By: Brian Matthews

2019: Went 0-1, 5.12 (11 ER/19.1 IP) in 11 G/7 GS for Spokane and the AZL Rangers in his professional debut...had at least one SO in all 11 G...Notes: Pitched 3 seasons at Virginia Military Institute...set a school record and led the Southern Conference with 132 strikeouts as a junior...finished 4th in program history with 218 strikeouts...played baseball, football, and golf at Northumberland (Va.) High School.

YEAR	CLUB	W-L	ERA	G	GS	CG	SHO	SV	IP	H	R	ER	HR	HB	BB-I	SO	WP	BK	
2019	AZL Rangers	0-0	0.00	1	0	0	0	0	1.0	0	0	0	0	0	1	0-0	2	0	0
	Spokane	0-1	5.40	10	7	0	0	0	18.1	25	11	11	2	0	7-0	16	3	0	
MINOR TOTALS		0-1	5.12	11	7	0	0	0	19.1	25	11	11	2	1	7-0	18	3	0	

KING, JOHN**LHP**

Ht./Wt.: 6-2/220

Bats/Throws: L/L

Born: Sept. 14, 1994 in Missouri City, TX

Opening Day Age: 25

Resides: Missouri City, TX

Acquired: Selected in the 10th round of the 2017 June draft...signed on June 20, 2017.

Signed By: Bob Laurie

2019: Combined to go 3-6, 2.40 (26 ER/97.1 IP) over 19 G/GS with Down East and Hickory...promoted to Down East on 5/12 and went 2-0, 1.07 (5 ER/42.0 IP) with 5 BB/40 SO over his 1st 8 G...named Carolina League Pitcher of the Week for 6/10-16 following CG shutout on 6/12 at Potomac (9.0 IP, 3 H, 4 SO)...permitted season-high 5 ER on 7/2 vs. Winston-Salem and then went 0-3, 2.35 (6 ER/23.0 IP) over final 5 G/GS...2018: Returned from injury to make one start for both AZL Rangers and Spokane in 1st action of pro career...joined AZL Rangers for rehab start on 8/24 before being activated by Spokane on 8/25...2017: Did not appear in a game while recovering from left elbow surgery on 7/5...Notes: Went 8-1 with a 3.11 ERA (28 ER/81.1 IP) in 13 games/12 starts as a senior at the University of Houston...was named to the American Championship All-Tournament Team...pitched 2 seasons at Angelina College and was a first team All-Conference selection in his second year...was a three-year letterwinner at Clements (Texas) High School.

YEAR	CLUB	W-L	ERA	G	GS	CG	SHO	SV	IP	H	R	ER	HR	HB	BB-I	SO	WP	BK	
2017	INJURED - DID NOT PITCH																		
2018	AZL Rangers	0-0	5.40	1	1	0	0	0	1.2	3	2	1	0	0	1-0	1	0	0	
	Spokane	0-0	6.00	1	1	0	0	0	3.0	5	2	2	0	1	0-0	2	0	0	
2019	Hickory	1-2	3.42	5	5	0	0	0	26.1	31	13	10	1	0	2-0	29	1	0	
	Down East	2-4	2.03	14	14	1	0	0	71.0	59	20	16	4	1	11-0	62	1	0	
MINOR TOTALS		3-6	2.56	21	21	1	0	0	102.0	98	37	29	5	2	14-0	94	2	0	

KOWALCZYK, ALEX**C/OF**

Ht./Wt.: 6-3/230

Bats/Throws: R/R

Born: Oct. 17, 1993 in Lansdale, PA

Opening Day Age: 26

Resides: Downingtown, PA

Acquired: Selected in the 12th round of the 2016 June draft...signed on June 14, 2016.

Signed By: Brian Matthews

2019: Made 46 starts at catcher for Frisco, throwing out 12 of 55 (21.8%) attempted base stealers...batted .289 (22-76) in 23 G after the All-Star break following a .220 (22-100) start spanning 30 G...**2018:** Slugged a career-high 12 HR for Down East, 3rd-most among Wood Ducks...increased walk rate (10.1 PA/BB) from previous season, but also saw rise in strikeout rate (3.4 PA/SO)...threw out 6 of 35 (17%) attempted base stealers...also saw action in right field and left field...**2017:** Ranked among Hickory club leaders in RBI (1st, 56), HR (T1st, 9), H (2nd, 102), 2B (2nd, 21), R (3rd, 51), TB (3rd, 150), and BB (3rd, 24)...his 56 RBI ranked 4th among Texas farmhands...joined Hickory on 4/27 and batted .403/.456/.645/1.101 (25-62) with 4 HR and 16 RBI in his 1st 17 contests...**2016:** Shared catching duties at Spokane, appearing in 22 games behind the plate...ranked among the club leaders in home runs (T3rd, 3) and doubles (T5th, 8) despite playing in only 31 G...**Notes:** Started 97 games in 2 seasons at University of Pittsburgh...had the highest slugging pct. (.569) on the team as a senior...transferred to Pitt after one season at Pitt Community College and began college career at Old Dominion...college teammates with fellow 2016 draftee Charles Leblanc at Pitt...was a first team all-league and all-sectional selection at Dowlingtown East (Pa.) HS.

YEAR	CLUB	AVG	G	AB	R	H	2B	3B	HR	RBI	SH	SF	BB-I	SO	SB	CS	HP	GDP	OBP	SLG	
2016	Spokane	.288	31	118	12	34	5	8	0	3	13	0	3	7-0	32	0	2	4	.331	.432	
2017	Hickory	.305	90	334	51	102	150	21	0	9	56	0	3	24-1	83	2	1	15	10	.375	.449
2018	Down East	.247	102	364	44	90	148	20	1	12	44	0	2	41-0	122	5	0	6	12	.332	.407
2019	Frisco	.250	53	176	19	44	57	4	0	3	16	0	1	8-0	59	1	1	2	.289	.324	
MINOR TOTALS		.272	276	992	126	270	406	53	1	27	129	0	9	80-1	296	8	2	25	28	.339	.409

KUZIA, JOE

RHP

Ht./Wt.: 6-5/220 Bats/Throws: R/R Born: Oct. 3, 1993 in Seymour, CT
 Opening Day Age: 26 Resides: Cape Coral, FL
 Acquired: Signed as a minor league free agent on April 4, 2017.
 Signed By: Mike Daly/Takeshi Sakurayama

2019: Combined to go 4-2, 1.62 (9 ER/50.0 IP) in 39 G for Nashville and Down East...posted the lowest ERA (1.51) in the Carolina League (min. 40 IP) and was named to league's postseason All-Star team...also ranked 2nd in the CL with 18 saves...owned reverse splits, with LHB at .159 (11-69) and RHB at .274 (31-113)...**2018:** Made the 3rd-most appearances (31) on Hickory staff...converted 2 of 4 save chances...opponents batted .288 (68-236) overall, .232 (26-112) by LHB and .339 (42-124) by RHB...made 5 appearances for Surprise in the Arizona Fall League (12 ER/5.0 IP)...**2017:** Signed as a minor league free agent on 4/4...had the lowest BB/9 rate (0.86) among Northwest League relievers and also ranked among relief leaders in SO/9 (4th, 12.93) and fewest baserunners per 9.0 IP (9.48)...whiffed 45 of 132 BF (34.1%)...**2016:** Combined to go 4-1 with a 5.68 ERA (37 ER/58.2 IP) over 47 G/one GS with New Britain and Bridgeport in the independent Atlantic League...**2015:** Was 0-1 with a 11.95 ERA (27 ER/20.1 IP) in 19 G with Garden State in the independent Canadian-American Association...**Notes:** Pitched at both St. John's University and Herkimer (N.Y.) Community College...was an All-Big East First Team and ABCA All-Region Team selection for St. John's in 2014, leading the Big East with 13 saves...younger brother, Nick, is a pitcher in the San Diego organization.

YEAR	CLUB	W-L	ERA	G	GS	CG	SHO	SV	IP	H	R	ER	HR	HB	BB-I	SO	WP	BK
2017	Spokane	1-1	2.59	16	0	0	0	5	31.1	28	16	9	2	2	3-0	45	4	0
	Hickory	1-1	12.79	4	0	0	0	0	6.1	9	10	9	1	3	2-0	7	1	0
2018	Hickory	1-3	4.35	31	0	0	0	2	60.0	68	37	29	4	4	21-1	60	7	0
2019	Nashville	0-0	3.86	2	0	0	0	0	2.1	2	1	1	0	1	1-0	3	0	0
	Down East	4-2	1.51	37	0	0	0	18	47.2	40	11	8	2	4	15-4	50	5	0
MINOR TOTALS		7-7	3.41	90	0	0	0	25	147.2	147	75	56	9	14	42-5	165	17	0

LAIO, NIC

RHP

Ht./Wt.: 6-5/205 Bats/Throws: R/R Born: July 28, 1997 in Downers Grove, IL
 Opening Day Age: 22 Resides: Downers Grove, IL
 Acquired: Selected in the 20th round of the of the 2018 June draft...signed on June 18, 2018.
 Signed By: Chris Collias

2019: Ranked among Northwest League leaders in strikeouts (9th, 58), games (T9th, 22), and wins (T10th, 4)...worked 2.0+ innings in 17 of 22 outings...converted 2 of 4 save chances...**2018:** Did not see official game action...**Notes:** Pitched 3 seasons at Western Michigan University...named WMU Most Valuable Pitcher and second team All-MAC in 2018...transitioned to a starter role prior to junior season and made a team-high 14 starts, going 3-3 with a 3.70 ERA in 82.2 innings...graduated from Downers Grove North (Ill.) High School...twin sister, Katie, played volleyball at Carthage College.

YEAR	CLUB	W-L	ERA	G	GS	CG	SHO	SV	IP	H	R	ER	HR	HB	BB-I	SO	WP	BK
2019	Spokane	4-1	3.74	22	0	0	0	2	45.2	50	21	19	5	1	10-0	58	0	0

LANG, JAMARCUS

RHP

Ht./Wt.: 6-1/165 Bats/Throws: R/R Born: Oct. 19, 1998 in Hattiesburg, MS
 Opening Day Age: 21 Resides: Hattiesburg, MS
 Acquired: Selected in the 38th round of the 2019 June draft...signed on June 14, 2019.
 Signed By: Brian Morrison

2019: Made 10 relief app. in pro debut with the AZL Rangers, striking out 18 of 64 (28.1%) batters faced...**Notes:** Played collegiately at Enterprise State (Ala.) Community College and Mississippi Gulf Coast Community College...attended Hattiesburg (Miss.) High School.

YEAR	CLUB	W-L	ERA	G	GS	CG	SHO	SV	IP	H	R	ER	HR	HB	BB-I	SO	WP	BK
2019	AZL Rangers	0-1	6.92	10	0	0	0	0	13.0	16	13	10	0	1	9-0	18	9	0

LASCARRO, RONIER

OF

Ht./Wt.: 5-8/190 Bats/Throws: L/L Born: Jan. 31, 2001 in Caracas, VZ
 Opening Day Age: 20 Resides: Valencia, VZ
 Acquired: Signed as a non-drafted free agent on July 2, 2017.
 Signed By: Jhonny Gomez

2019: Returned to the Dominican Summer League and ranked T6th in the league with a team-high 51 walks...also led the club in triples (6) and games (58)...**2018:** Made professional debut with the DSL Rangers2, ranking 2nd on the club with 41 RBI.

YEAR	CLUB	AVG	G	AB	R	H	2B	3B	HR	RBI	SH	SF	BB-I	SO	SB	CS	HP	GDP	OBP	SLG	
2018	DSL Rangers2	.259	60	197	30	51	66	11	2	0	41	1	3	37-0	49	6	3	2	4	.377	.335
2019	DSL Rangers1	.281	58	199	49	56	80	6	6	2	32	0	0	51-0	33	9	4	4	3	.437	.402
MINOR TOTALS		.270	118	396	79	107	146	17	8	2	73	1	3	88-0	82	15	7	6	7	.408	.369

LATZ, JAKE**LHP**

Ht./Wt.: 6-2/210

Bats/Throws: R/L

Born: April 8, 1996 in Lemont, IL

Resides: Boerne, TX

Opening Day Age: 23

Acquired: Selected in the 5th round of the 2017 June draft...signed on June 20, 2017.

Signed By: Roger Coryell

2019: Combined to go 7-1, 1.62 (11 ER/61.0 IP) in 13 G/GS for Down East and Hickory...ranked among Carolina League leaders (min. 50 IP) in opp. BA (1st, .157), WHIP (2nd, 0.98), ERA (3rd, 1.76)...named CL Pitcher of the Week for 5/27-6/2 and earned Texas' internal Starter of the Month award for May...was on injured list from 6/23-end of season with a left elbow sprain...2018: Ranked among Northwest League leaders in wins (12nd, 6), strikeouts (4th, 67), WHIP (7th, 1.23), and ERA (8th, 3.93)...held opponents to a .232/.303/.339/.643 slash line...was 4-1 with a 2.04 ERA (8 ER/35.1 IP) and 36 SO/11 BB over final 6 starts, including season-best 11 SO over 5.2 IP in final start of regular season on 9/1 vs. Vancouver...named NWL Pitcher of the Week for 8/27-9/2...2017: Had a pair of relief appearances with the AZL Rangers in pro debut...Notes: Sat out the 2017 season at Kent State University after transferring from Louisiana State University...did not pitch for the Golden Flashes, but was enrolled in the school at the time of his selection...made 7 appearances (3 GS) for the Tigers in 2016, going 0-1 with a 7.56 ERA in 8.1 innings with four walks and 11 strikeouts...was LSU's starting pitcher in the championship game of the NCAA Regional against Rice...graduated from Lemont (Ill.) High School in suburban Chicago and was named the 2014 Illinois Player of the Year after striking out 114 batters in 62.1 innings during his senior season...was selected by the Toronto Blue Jays in the 11th round of the 2014 June draft, but did not sign...his father, Jeff, played basketball at Kent State University in San Angelo, Texas.

YEAR	CLUB	W-L	ERA	G	GS	CG	SHO	SV	IP	H	R	ER	HR	HB	BB-I	SO	WP	BK
2017	AZL Rangers	0-1	6.75	2	0	0	0	0	2.2	3	2	2	0	0	2-0	5	2	0
2018	Spokane	6-2	3.93	13	13	0	0	0	71.0	63	39	31	4	4	24-0	67	9	1
2019	Hickory	2-0	0.90	2	2	0	0	0	10.0	5	2	1	0	0	3-0	14	0	0
	Down East	5-1	1.76	11	11	0	0	0	51.0	28	14	10	2	1	22-0	60	2	0
MINOR TOTALS		13-4	2.94	28	26	0	0	0	134.2	99	57	44	6	5	51-0	146	13	1

LAYNE JR., BILLY**RHP**

Ht./Wt.: 6-3/205

Bats/Throws: R/R

Born: Dec. 19, 1996 in Cliffwood Beach, NJ

Resides: Cliffwood Beach, NJ

Opening Day Age: 23

Acquired: Selected in the 11th round of the 2018 June draft...signed on June 14, 2018.

Signed By: Takeshi Sakurayama

2019: Combined to go 3-1, 4.68 (17 ER/32.2 IP) in 14 G/4 GS with Spokane and the AZL Rangers...began season on injured list (right forearm strain) and had one appearance on rehab assignment in the AZL on 6/24 before he was transferred to Spokane on 6/28...went 3-1, 6.55 (16 ER/22.0 IP) in 10 relief outings compared to no record and 0.84 ERA (1 ER/10.2 IP) in 4 starts...2018: Ranked among Arizona League leaders (min. 25 IP) in BB/9 (3rd, 1.30), ERA (6th, 1.63), and WHIP (7th, 0.94)...went 0-1 with a 1.17 ERA (2 ER/15.1 IP) as a starter and 1-0 with a 2.19 ERA (3 ER/12.1 IP) as a reliever...opponents slashed .212/.241/.298/.539...Notes: Attended Seton Hall University and was named second team All-Big East in 2018...went 5-1 with a 3.09 ERA and 63 SO/12 BB in 55.1 innings during his final season...graduated from Old Bridge (N.J.) High School, where he was a 4-year letter winner...originally selected by the Rangers in the 37th round of the 2015 June draft, but did not sign.

YEAR	CLUB	W-L	ERA	G	GS	CG	SHO	SV	IP	H	R	ER	HR	HB	BB-I	SO	WP	BK
2018	AZL Rangers	1-1	1.63	10	5	0	0	1	27.2	22	10	5	1	0	4-0	36	6	0
2019	AZL Rangers	1-0	0.00	1	0	0	0	0	1.0	2	1	0	0	0	0-0	1	0	0
	Spokane	2-1	4.83	13	4	0	0	0	31.2	27	19	17	1	2	10-0	35	0	0
MINOR TOTALS		4-2	3.28	24	9	0	0	1	60.1	51	30	22	2	2	14-0	72	6	0

LEAL, WERNER**RHP**

Ht./Wt.: 6-1/190

Bats/Throws: R/R

Born: July 8, 1995 in Puerto Cabello, VZ

Resides: Puerto Cabello, VZ

Opening Day Age: 24

Acquired: Signed as a non-drafted free agent on Oct. 12, 2012.

Signed By: Rafic Saab/Mike Daly

2019: Named a Northwest League postseason All-Star after combining to go 3-1, 0.94 (5 ER/48.0 IP) in 24 G with Nashville and Spokane...had the lowest ERA (0.97), opp. BA (.165), and WHIP (0.78) in the NWL (min. 45 IP), allowing runs in 5 of 23 G...opponents batted .176/.239/.242/.481 overall with 7 XBH (4 2B, 2 3B, HR)...elected free agency on 11/4/19 and re-signed with the organization on 1/19/20...2018: Combined to go 4-5 with a 5.23 ERA (25 ER/43.0 IP) in 16 G/7 GS with Hickory, Down East, and Spokane...was 1-4 with a 5.92 ERA (16 ER/24.1 IP) as a starter and 3-1 with a 4.19 ERA (9 ER/19.1 IP) as a reliever...opponents batted .304 (52-171) overall, .341 (31-91) by RHB and .263 (21-80) by LHB...appeared in 3 games for Margarita in the Venezuelan Winter League (4 ER/5.0 IP)...2017: Tied for the AZL Rangers team lead with 6 starts in his stateside debut, ranking 2nd on the club in innings pitched (41.1)...went 1-2 with a 4.67 ERA (14 ER/27.0 IP) in 6 starts and 1-1 with a 5.65 ERA (9 ER/14.1 IP) in 6 relief outings...pitched for Margarita in the Venezuelan Winter League, going 0-1 with a 6.00 ERA (10 ER/15.0 IP) in 14 relief appearances...2016: Tied for the 4th-most starts on the DSL Rangers1 staff...2015: Tossed a career-high 66.0 innings, leading the DSL Rangers2 with 52 strikeouts...2014: Returned to the DSL Rangers and logged 8 relief appearances...2013: Made pro debut with DSL Rangers.

YEAR	CLUB	W-L	ERA	G	GS	CG	SHO	SV	IP	H	R	ER	HR	HB	BB-I	SO	WP	BK
2013	DSL Rangers	3-1	2.11	17	4	0	0	0	38.1	44	13	9	0	1	7-0	42	3	0
2014	DSL Rangers1	1-1	6.55	8	0	0	0	0	11.0	18	9	8	0	1	5-0	6	3	0
2015	DSL Rangers2	3-4	4.09	13	12	0	0	0	66.0	80	39	30	0	4	15-0	52	9	1
2016	DSL Rangers1	4-1	3.70	11	11	0	0	0	56.0	52	24	23	2	2	15-0	47	4	0
2017	AZL Rangers	2-3	5.01	12	6	0	0	0	41.1	46	27	23	1	4	13-0	43	4	0
2018	Hickory	0-2	5.00	2	2	0	0	0	9.0	14	6	5	0	1	2-0	11	0	0
	Down East	1-0	1.80	1	1	0	0	0	5.0	3	1	1	1	0	1-0	4	0	0
	Spokane	3-0	5.90	13	4	0	0	0	29.0	35	21	19	3	3	9-0	37	0	0
2019	Nashville	0-0	0.00	1	0	0	0	0	1.2	3	1	0	0	0	1-0	0	1	0
	Spokane	3-1	0.97	23	0	0	0	4	46.1	26	6	5	1	3	10-0	56	0	0
MINOR TOTALS		20-16	3.65	101	40	0	0	4	303.2	321	147	123	8	19	78-0	298	24	1

LEBLANC, CHARLES**INF**

Ht./Wt.: 6-4/215

Bats/Throws: R/R

Born: June 3, 1996 in Laval, Quebec, Canada

Resides: Laval, Quebec

Opening Day Age: 23

Acquired: Selected in the 4th round of the 2016 June draft...signed on June 15, 2016.

Signed By: Brian Matthews

2019: Named to Texas League mid-season All-Star team, finishing among circuit leaders in runs (6th, 73) and hits (7th, 127)...batted .275 (110-400) vs. RHP and .215 (17-79) vs. LHP...made 109 total starts at 3B (52), 1B (29), 2B (19), LF (7), SS (2)...had .313 BA (50-160) thru 1st 39 G and batted .241 (77-319) in final 85 G...**2018:** Ranked among Carolina League leaders in hits (T4th, 128), games (T4th, 131), RBI (5th, 72), runs (T8th, 65), doubles (T8th, 27), and walks (10th, 56)...named to CL mid-season All-Star team...his 72 RBI were 2nd-most in the organization (74-Anderson Tejada)...started 114 G at 2B (58), 3B (51), and 1B (5)...batted .292 (19-65) in 17 G with Surprise in the Arizona Fall League...**2017:** Combined to bat .244 (63-258) with Spokane and Hickory...assigned to Down East for the playoffs on 9/7 but did not appear in a game...saw majority of action at third base and also made starts at second base and shortstop...**2016:** Ranked among the Northwest League leaders in OBP (9th, .380) and AVG (11th, .285)...led Spokane in runs (36), hits (65), and triples (4)...**Notes:** Quebec native captured the 2016 ACC batting title at the U. of Pittsburgh, hitting .409 with 45 runs scored and 46 RBI...batting average was 13th-highest in the NCAA and the highest in the ACC since North Carolina's Dustin Ackley batted .417 in 2009...was a finalist for the Brooks Wallace Award, annually given to the top shortstop in the country...named first team All-ACC, becoming the first Pittsburgh player to land on the ACC's first team...attended Georges-Vanier High School, but did not play baseball there...represented the Ontario Blue Jays and the Canadian National Team during the summers of 2013 and 2014...won a bronze medal with the Canadian National Team at the 18U Pan American Championship in Summer 2014...was selected by the Milwaukee Brewers in the 33rd round of the 2013 June draft, but did not sign...speaks fluent French.

YEAR	CLUB	AVG	G	AB	R	H	TB	2B	3B	HR	RBI	SH	SF	BB-I	SO	SB	CS	HP	GIDP	OBP	SLG
2016	Spokane	.285	61	228	36	65	88	12	4	1	15	0	0	31-1	54	1	3	4	3	.380	.386
2017	Spokane	.190	17	63	8	12	16	4	0	0	2	0	0	6-0	12	2	2	1	1	.271	.254
	Hickory	.262	54	195	27	51	70	7	0	4	19	0	2	19-0	33	3	0	1	3	.327	.359
2018	Down East	.274	131	468	65	128	193	27	4	10	72	0	7	56-0	120	7	3	2	8	.349	.412
2019	Frisco	.265	124	479	73	127	170	14	4	7	54	0	3	46-0	114	3	3	1	15	.329	.355
MINOR TOTALS		.267	387	1433	209	383	537	64	12	22	162	0	12	158-1	333	16	11	9	30	.341	.375

LEMOINE, JAKE**RHP**

Ht./Wt.: 6-5-215

Bats/Throws: R/R

Born: Nov. 28, 1993 in Houston, TX

Opening Day Age: 26

Resides: Bridge City, TX

Acquired: Selected in the 4th round of the 2015 June draft...signed on June 12, 2015.

Signed By: Bob Laurie

2019: Combined to go 2-2, 4.45 (27 ER/54.2 IP) in 44 G with Nashville and Frisco...began season with Frisco, was promoted to Nashville on 5/9, then sent back to Frisco on 7/15...his 0.83 ERA ranked 2nd in the Texas League (min. 30 IP)...**2018:** Logged the 2nd-most relief innings on the Down East staff...held opponents to a .229/.315/.338/.653 slash line...had a 3.75 ERA (10 ER/24.0 IP) over 1st 16 appearances and a 1.39 ERA over final 22 outings...**2017:** Saw official game action for the 1st time in his career, logging the 2nd-most relief appearances on the Crawdads...opponents batted .246/.333/.345/.678...posted a 4.91 ERA (12 ER/22.0 IP) over 1st 14 relief appearances and a 2.06 ERA (11 ER/48.0 IP) in final 25 outings...**2016:** Missed entire season after rotator cuff surgery on 3/30...**2015:** Did not pitch following his selection in the draft...**Notes:** Limited to 5 starts for the University of Houston as a junior after suffering a shoulder injury in March 2015...was named to USA Baseball's Collegiate National Team in 2014 and had 5 G/4 GS...was a Second Team All-American Conference selection as a sophomore...was also selected by the Rangers in the 21st round of the 2012 draft out of Bridge City High School...named 2012 *Beaumont Enterprise* Super-Gold Baseball Player of the Year as a senior at Bridge City.

YEAR	CLUB	W-L	ERA	G	GS	CG	SHO	SV	IP	H	R	ER	HR	HB	BB-I	SO	WP	BK
2015									DID NOT PITCH									
2016									INJURED - DID NOT PITCH									
2017	Hickory	3-4	2.96	39	0	0	0	4	70.0	65	31	23	2	3	33-3	59	8	0
2018	Down East	3-4	2.40	38	0	0	0	4	56.1	48	19	15	6	1	26-2	54	5	1
2019	Frisco	2-0	0.83	26	0	0	0	4	32.2	23	5	3	2	1	10-0	28	3	0
	Nashville	0-2	9.82	18	0	0	0	1	22.0	40	24	24	3	0	11-1	23	2	0
MINOR TOTALS		8-10	3.23	121	0	0	0	13	181.0	176	79	65	13	5	80-6	164	18	1

LINAREZ, JESUS**RHP**

Ht./Wt.: 6-4/250

Bats/Throws: R/R

Born: Jan. 10, 1997 in Bonao, DR

Opening Day Age: 23

Resides: Bonao, DR

Acquired: Signed as a non-drafted free agent on June 3, 2014.

Signed By: Willy Espinal

2019: Allowed just one home run in 61.1 IP (0.15 HR/9), tied with 5 others for the fewest in the South Atlantic League (min. 60 IP)...opponents batted .220/.302/.284/.586, including a .183 BA (24-131) by RHB and .276 BA (24-87) by LHB...went 1-1, 2.15 (12 ER/50.1 IP) in 19 relief app. and had no record and 4.50 ERA (4 ER/8.0 IP) in 2 starts...**2018:** Combined to go 3-3 with a 3.88 ERA (22 ER/51.0 IP) in 12 G/8 GS with the AZL Rangers and Spokane in his 1st stateside action...spent entirety of season in AZL prior to promotion on 9/1...led or tied for AZL Rangers club lead in wins (3), starts (12), innings (49.0), and strikeouts (55)...was 2-2, 3.82 (16 ER/37.2 IP) as a starter compared to 1-1, 4.15 (6 ER/13.0 IP) as a reliever...**2014-17:** Went 10-4 with a 2.78 ERA (51 ER/165.0 IP) in 48 games/27 starts over 4 seasons in the DSL...in 2017, ranked T7th in the DSL with 66 strikeouts.

YEAR	CLUB	W-L	ERA	G	GS	CG	SHO	SV	IP	H	R	ER	HR	HB	BB-I	SO	WP	BK
2014	DSL Rangers2	0-1	4.91	8	0	0	0	0	11.0	8	6	6	0	2	7-0	11	0	1
2015	DSL Rangers2	4-2	3.07	17	6	0	0	1	44.0	39	24	15	0	3	17-0	41	7	1
2016	DSL Rangers1	1-0	1.85	11	9	0	0	1	48.2	41	18	10	0	4	14-0	44	4	0
2017	DSL Rangers1	5-1	2.93	12	12	0	0	0	61.1	64	22	20	1	5	14-0	66	13	0
2018	AZL Rangers	3-2	3.67	11	8	0	0	0	49.0	39	21	20	2	1	15-1	55	4	4
	Spokane	0-1	9.00	1	0	0	0	0	2.0	3	2	2	0	0	1-0	4	0	0
2019	Hickory	1-1	2.35	22	2	0	0	2	61.1	51	16	16	1	6	20-1	60	4	1
MINOR TOTALS		14-8	2.89	82	37	0	0	4	277.1	245	109	89	4	21	88-1	281	32	7

LOCKHART, NICK**RHP**

Ht./Wt.: 6-7/200

Bats/Throws: R/R

Born: Feb. 12, 2001 in Leesburg, VA

Opening Day Age: 19

Resides: Lovettsville, VA

Acquired: Selected in the 11th round of the 2019 June draft...signed July 3, 2019.

Signed By: Brian Matthews

2019: Made 6 relief app. for the AZL Rangers...did not allow an earned run in final 5 outings after 3 R-ER allowed in prob debut...**Notes:** Prepped at Woodgrove (Va.) High School...had committed to play baseball at Virginia Tech...also had multiple FBS offers as a defensive end in football...earned all-state honors as a junior and all-region as a senior in baseball...named all-state and the region's Co-Defensive Player of the Year in football, helping team to a state title...brother, Zach, played football at Virginia Military Institute...uncle, Mike, played baseball at Clemson and in the CLE minor league system.

YEAR	CLUB	W-L	ERA	G	GS	CG	SHO	SV	IP	H	R	ER	HR	HB	BB-I	SO	WP	BK
2019	AZL Rangers	0-0	4.50	6	0	0	0	0	6.0	6	4	3	0	0	4-0	9	0	0

LORA, BAYRON**OF**

Ht./Wt.: 6-5/250

Bats/Throws: R/R

Born: Sept. 29, 2002 in Palenque, DR

Opening Day Age: 17

Resides: Palenque, DR

Acquired: Signed as a non-drafted free agent on Aug. 25, 2019.

Signed By: Mike Dady/Willy Espinal

2019: Rated as Texas' 9th-best prospect entering 2020 according to *Baseball America*...did not see official game action after signing on 8/25/19... also tabbed as the 3rd-best (MLB.com) and 6th-best (BA) as the 3rd-best prospect in the 2019 international class...**Notes:** Had his signing officially announced on 9/11/19 and took batting practice at Globe Life Park in Arlington prior to Rangers game against Tampa Bay that day.

MAGDALENO, BRYAN**LHP**

Ht./Wt.: 6-1/205

Bats/Throws: L/L

Born: Feb. 22, 2001 in Santo Domingo, DR

Opening Day Age: 19

Resides: Santo Domingo, DR

Acquired: Signed as a non-drafted free agent on Aug. 23, 2019.

Signed By: Jonny Clum/Jack Marino

2019: Did not see official game action after signing first professional contract on 8/23/19.**MANN, BRANDON****LHP**

Ht./Wt.: 6-2/205

Bats/Throws: L/L

Born: May 16, 1984 in Tacoma, WA

Opening Day Age: 35

Resides: Tacoma, WA

Acquired: Signed as a minor league free agent on Feb. 7, 2020.

Signed By: Paul Kirsch (Tampa Bay)

2019: Split the season with Chiba Lotte in Japan's Pacific and Eastern leagues...went 0-2 with a 3.94 ERA (7 ER/16.0 IP) in 14 games in the Pacific League and 2-0 with a 4.36 ERA (21 ER/43.1 IP) in the Eastern minor league...**2018:** Made 7 relief appearances over 4 stints with Texas in his 1st career ML action: 5/13-24, 6/15-17, 7/24-28, 9/28-end of season...contract was purchased from Round Rock (AAA) on 5/13 and made his ML debut that day at HOU (1.2 SHO IP)...became the 2nd-oldest Ranger at the time of his MLB debut (33.362) to only RHP Yoshinori Tateyama (35.149 on 5/24/11 vs. CWS)... signed by Texas as a minor league free agent on 1/4/18...**2017:** Returned to Oakland organization and spent entire season at Midland...was 0-1, 7.94 (5 ER/5.2 IP) as a starter and 3-7, 4.11 (32 ER/70.0 IP) as reliever...held left-handed batters to a .177/.273/.271/544 slash line...**2016:** Was 4-4 with a 4.48 ERA (36 ER/72.1 IP) over 13 starts with Midland, Nashville, and the AZL Athletics...**2015:** Led the Independent American Association with 157 strikeouts in only season with Fargo-Moorhead...signed with Oakland on 10/6...**2014:** Returned to the United States and had 14 games/2 starts with Altoona in the Pittsburgh organization prior to release on 5/30...finished season with Lancaster in the independent Atlantic League...**2013:** Signed with Washington as a Minor League free agent with an invite to Spring Training on 1/9...did not pitch, but signed a Minor League contract with Pittsburgh on 12/18...**2012:** Returned to Yokohama and had 16 games/15 starts with the club...**2011:** Pitched for Yokohama in Japan had compiled a 1.16 ERA (3 ER/23.1 IP) over 12 games/2 starts...**2010:** Opened season with Inland Empire in the Dodgers organization and was released on 8/19...finished season with Southern Maryland in the independent Atlantic League...**2009:** Started 21 games at Montgomery in final season in the Rays organization...**2008:** Was T2nd in the Florida State League with 12 losses...**2007:** Did not pitch...**2006:** Recorded a career-best 120 strikeouts over 29 G/24 GS with Visalia...**2005:** Posted career highs in wins (10), starts (27), and innings (151.0) at Southwest Michigan...**2004:** Tied for club lead with 5 wins in 14 starts at Hudson Valley...**2003:** Returned to Princeton and led the club in wins (4) and innings (63.0)...**2002:** Made pro debut with Princeton...**Notes:** Graduated from Mt. Rainier (Wash.) High School...the Washington native has made 2 of his 7 ML app. in 2018 at Safeco Field in Seattle...originally selected in the 27th round of the 2002 June draft by Tampa Bay.

YEAR	CLUB	W-L	ERA	G	GS	CG	SHO	SV	IP	H	R	ER	HR	HB	BB-I	SO	WP	BK
2002	Princeton	1-2	5.40	10	0	0	0	0	18.1	16	17	11	1	2	14-0	15	1	0
2003	Princeton	4-2	4.29	11	1	0	0	0	63.0	61	34	30	2	3	28-0	46	11	0
	Hudson Valley	0-2	6.97	2	2	0	0	0	10.1	8	8	8	0	0	5-0	7	0	1
2004	Hudson Valley	5-5	3.38	14	14	0	0	0	72.0	67	33	27	3	7	18-0	68	5	0
2005	Southwest Michigan	10-11	3.81	27	27	0	0	0	151.0	144	78	64	13	6	63-0	86	9	1
2006	Visalia	4-9	5.64	29	24	0	0	0	137.1	145	99	86	19	5	66-0	120	10	4
2007									DID NOT PITCH									
2008	Vero Beach	3-12	4.82	25	23	0	0	0	130.2	144	88	70	18	6	39-0	103	6	1
2009	Montgomery	7-9	4.44	27	21	0	0	1	125.2	134	68	62	6	4	48-1	72	3	1
2010	Inland Empire	3-0	4.13	37	0	0	0	1	48.0	63	32	22	4	3	25-0	48	8	1
	Southern Maryland	1-2	5.14	5	5	0	0	0	28.0	32	18	16	6	0	14-1	22	3	1
2011	Yokohama	1-1	1.16	12	2	0	0	0	23.1	19	3	3	1	3	8-0	17	0	0
2012	Yokohama	2-8	5.32	16	15	0	0	0	69.1	66	43	41	3	3	29-0	42	1	1
2013									DID NOT PITCH									
2014	Altoona	1-4	2.91	14	2	0	0	0	34.0	33	13	11	1	1	14-1	34	2	1
	Lancaster	2-2	4.09	20	6	0	0	0	50.2	47	26	23	6	6	17-0	48	1	0
2015	Fargo-Moorhead	7-10	4.07	22	21	4	0	0	143.2	151	77	65	8	9	58-2	157	9	0
2016	AZL Athletics	1-0	0.00	1	1	0	0	0	5.0	2	0	0	0	0	2-0	7	2	0
	Midland	3-4	4.68	11	11	0	0	0	62.1	64	32	31	9	0	19-0	63	4	0
	Nashville	0-0	9.00	1	1	0	0	0	5.0	5	5	5	1	0	4-0	3	0	0
2017	Midland	3-8	4.40	46	2	0	0	2	75.2	66	46	37	6	6	36-2	81	4	2
2018	Round Rock	4-1	2.41	36	1	0	0	0	52.1	37	18	14	2	6	24-0	45	4	0
	Texas	0-0	5.40	7	0	0	0	0	8.1	7	5	5	1	2	4-0	3	1	0
2019	Chiba Lotte	0-2	3.94	14	0	0	0	0	16.0	16	9	7	1	1	12-1	20	0	0
MAJOR TOTALS		0-0	5.40	7	0	0	0	0	8.1	7	5	5	1	2	4-0	3	1	0
MINOR TOTALS		49-69	4.34	291	140	1	0	4	990.2	989	571	478	85	49	405-5	798	69	14
JAPAN TOTALS		5-11	4.26	57	17	0	0	0	152.0	140	77	72	7	8	65-1	127	2	1
INDEPENDENT TOTALS		10-14	4.21	47	32	4	0	0	222.1	230	121	104	20	15	89-3	227	13	1

MARIN, ANDRIU**RHP**

Ht./Wt.: 6-1/205

Bats/Throws: R/R

Born: July 6, 1998 in Barcelona, Venezuela

Opening Day Age: 21

Resides: Barcelona, Venezuela

Acquired: Selected in the minor league phase of the 2019 Rule 5 Draft on Dec. 12, 2019.

Signed By: Jose Leon (Minnesota)

2019: Ranked T2nd in the Appalachian League with 68 strikeouts and averaged a career-best 12.6 strikeouts per 9 innings...named Appy League Pitcher of the Week for 8/12-18 following 6.0 shutout inning, 11-strikeout performance on 8/12 vs. Pulaski...2018: Second season pitching primarily as a starter, went 3-2 with a 5.54 ERA (37.1 IP, 23 ER) with nine walks and 37 strikeouts...2017: First season pitching primarily as a starter...2016: Returned to the DSL and ranked T2nd on the club in games (20)...2015: Began professional career with the DSL Twins where he led the club in saves (5).

YEAR	CLUB	W-L	ERA	G	GS	CG	SHO	SV	IP	H	R	ER	HR	HB	BB-I	SO	WP	BK
2015	DSL Twins	3-0	4.54	20	0	0	0	5	37.2	49	25	19	2	4	7-0	39	5	1
2016	DSL Twins	4-3	2.88	20	0	0	0	4	40.2	40	16	13	2	4	15-1	36	4	1
2017	DSL Twins	4-1	2.09	11	10	0	0	0	47.1	48	20	11	1	3	10-0	44	3	1
2018	GCL Twins	3-2	5.54	9	7	0	0	0	37.1	45	25	23	1	2	9-0	37	0	1
2019	Elizabethton	2-4	5.92	11	11	0	0	0	48.2	53	37	32	6	6	22-0	68	4	5
MINOR TOTALS		16-10	4.17	71	28	0	0	9	211.2	235	123	98	12	16	63-1	224	16	5

MARTINEZ, EMERSON**RHP**

Ht./Wt.: 6-1/220

Bats/Throws: R/R

Born: Jan. 11, 1995 in Guigue, VZ

Opening Day Age: 25

Resides: Valencia, VZ

Acquired: Signed as a non-drafted free agent on May 2, 2013.

Signed By: Rafic Saab/Mike Daly

2019: Went 3-3, 5.03 (38 ER/68.0 IP) in 21 G/10 GS with Frisco and AZL Rangers...posted a 5.45 ERA over 7 GS with Frisco before going on injured list from 5/16-8/4 with right shoulder impingement...made 7 of last 8 app. in relief upon return to Frisco...overall, went 3-3, 5.51 (30 ER/49.0 IP) in 10 starts and no record, 3.79 (8 ER/19.0 IP) in 11 relief outings...pitched for Auckland in the Australian Baseball League following the season: 3-0, 2.77 (8 ER/26.0 IP) in 15 G...re-signed with the organization on 1/20/20 after becoming a free agent on 11/4/19...2018: Spent entire season with Down East, leading the club in wins (tied, 5), starts (24), innings (137.0), and strikeouts (110)...completed at least 6.0 innings in 13 of 24 starts...opponents batted .271/.319/.397/.716...went 5-1 with a 2.25 ERA (8 ER/32.0 IP) in 18 relief appearances with Caribes in the Venezuelan Winter League...2017: Combined to go 5-11 with a 3.89 ERA (57 ER/132.0 IP) over 23 G/22 GS with Hickory and Down East...2016: Combined to go 0-6 with a 3.48 ERA (25 ER/64.2 IP) over 23 games/6 starts with Frisco and Hickory...opened the season in extended Spring Training and made 5 relief appearances over 2 stints with Frisco, 5/13-19 and 6/15-22...transferred to Hickory on 6/23...joined the club's rotation on 8/3 and went 0-4, 3.06 (12 ER/35.1 IP) in 6 starts...2015: Was a regular in the Spokane rotation, sharing the team lead in games started...2014: Posted a 10.50/50/9 rate along with 2.8 BB/9 rate in first season stateside with the AZL Rangers...2013: Made pro debut with the DSL Rangers...earned the victory in the Rangers' semifinal-clinching win over the DSL Red Sox on 8/30...Notes: Twin brother, Kevin, played in the Milwaukee organization from 2012-15.

YEAR	CLUB	W-L	ERA	G	GS	CG	SHO	SV	IP	H	R	ER	HR	HB	BB-I	SO	WP	BK
2013	DSL Rangers	0-1	1.20	5	2	0	0	0	15.0	12	2	0	0	4-0	16	1	0	
2014	AZL Rangers	0-1	4.18	12	4	0	0	0	32.1	35	17	15	0	2	10-0	37	5	2
2015	Spokane	4-5	5.33	13	11	0	0	0	54.0	59	40	32	4	4	24-0	40	5	0
2016	Frisco	0-0	4.32	5	0	0	0	0	8.1	7	4	4	1	0	6-0	5	2	0
	Hickory	0-6	3.36	19	6	1	0	0	56.1	54	27	21	2	3	22-1	48	6	0
2017	Hickory	2-1	1.69	3	3	0	0	0	16.0	15	6	3	2	0	4-0	12	0	1
	Down East	3-10	4.19	20	19	0	0	0	116.0	124	59	54	9	5	27-0	93	9	1
2018	Down East	5-11	4.01	24	24	0	0	0	137.0	145	74	61	13	8	32-0	110	12	0
2019	Frisco	3-2	4.37	15	8	0	0	0	57.2	67	29	28	5	1	20-0	45	2	0
	AZL Rangers	0-1	8.71	6	2	0	0	0	10.1	12	14	10	2	2	2-0	14	1	0
MINOR TOTALS		17-38	4.12	122	79	1	0	0	503.0	530	272	230	38	25	191-1	420	43	4

MARTINEZ, JULIO PABLO (J.P.)**OF**

Ht./Wt.: 5-9/180

Bats/Throws: L/L

Born: March 21, 1996 in Baracoa, Cuba

Opening Day Age: 24

Resides: Miami, FL

Acquired: Signed as a non-drafted free agent on March 6, 2018.

Signed By: Jose Fernandez

2019: Combined to bat .248 with 15 HR and 63 RBI in 123 G with Down East and Hickory...ranked among Carolina League leaders in SB (4th, 28), HR (4th, 14), SLG (5th, .423), XBH (T8th, 39), and OPS (9th, .741)...batted .191 (34-178) thru 1st 50 G with Down East following 4/17 promotion, then hit .293 (62-229) over final 63 G...named CL Player of the Week for 9/2, as he closed the regular season with an 11-game hit streak during which he slashed .386/.438/.659/1.097 (17-44)...entered season as Texas' 2nd-best prospect and "Best Hitter for Average" according to *Baseball America*...2018: Tabbed the 6th-best prospect in the Northwest League by *Baseball America* in his 1st professional season...had his signing officially announced on 4/19 and opened the season with the DSL Rangers...promoted to Spokane for the club's season opener on 6/15...ranked among the NWL leaders in walks (3rd, 34) and HR (T9th, 8)...batted .224/.342/.424/.766 (28-125) over 1st 35 G with the Indians and .284/.361/.450/.810 over final 25 contests...Notes: Prior to signing, spent previous 2 seasons in the independent Canadian American Association, batting .297 with 7 HR and 21 RBI in 2017...debuted in the Cuban National Series, Cuba's top league, at age 16 in 2012 and played 5 seasons in the circuit, posting a .293/.393/.430/.823 slash line in 297 games.

YEAR	CLUB	AVG	G	AB	R	H	TB	2B	3B	HR	RBI	SB	SF	BB-I	SO	CS	HP	GIDP	OBP	SLG	
2018	DSL Rangers 1	.409	7	22	10	9	15	1	1	1	3	0	0	9-0	7	2	3	0	.606	.682	
	Spokane	.252	60	234	49	59	102	9	5	8	21	2	1	34-0	69	11	6	2	1	.351	.436
2019	Hickory	.250	10	40	7	10	16	1	1	1	5	0	1	3-0	12	4	1	0	.295	.400	
	Down East	.248	113	407	59	101	172	21	4	14	58	1	4	39-0	144	28	12	5	3	.319	.423
MINOR TOTALS		.255	190	703	125	179	305	32	11	24	87	3	6	85-0	232	45	22	9	4	.340	.434

MARTINEZ, STANLY**INF**

Ht./Wt.: 6-0/175

Bats/Throws: R/R

Born: Jan. 5, 1997 in Santo Domingo, DR

Opening Day Age: 23

Resides: Santo Domingo, DR

Acquired: Signed as a non-drafted free agent on Sept. 14, 2014.

Signed By: Rodolfo Rosario

2019: Combined to bat .258/.350/.408/.759 (31-120) with 3 HR and 18 RBI in 38 G with Spokane and the AZL Rangers...began season with Spokane and was transferred to AZL on 7/28...went 5-for-15 with 2 doubles and 3 RBI over 4 G during playoffs of AZL Rangers championship run...2018: Named to Arizona League post-season All-Star team after posting the 4th-highest average on the circuit...also was the 3rd-best qualifying average among Texas farmhands...compiled a perfect 1.000 fielding percentage (.245 TC) in 28 starts at first base...2017: Finished T2nd on the DSL Rangers 1 with 6 HR...2016: Played in career-high 63 games with DSL Rangers...2015: Combined to bat .232 (38-164) between the club's DSL entries in 1st pro season...Notes: Is the nephew of former Rangers third baseman Adrian Beltre.

YEAR	CLUB	AVG	G	AB	R	H	TB	2B	3B	HR	RBI	SH	SF	BB-I	SO	SB	CS	HP	GDP	OBP	SLG
2015	DSL Rangers 1	.172	11	29	2	5	6	1	0	4	0	0	0	5-0	7	0	0	1	1	.314	.207
	DSL Rangers2	.244	41	135	16	33	48	11	2	0	24	4	3	18-0	31	7	3	2	2	.335	.356
2016	DSL Rangers2	.272	63	217	36	59	84	11	1	4	26	0	1	35-0	52	11	4	7	1	.388	.387
2017	DSL Rangers 1	.286	59	192	35	55	88	11	2	6	37	1	5	26-1	32	5	1	9	7	.388	.458
2018	AZL Rangers	.336	45	146	21	49	66	9	1	2	21	0	1	17-0	40	2	4	3	4	.413	.452
2019	Spokane	.147	24	75	9	11	15	4	0	0	4	1	0	8-0	32	1	1	2	0	.247	.200
	AZL Rangers	.444	15	45	11	20	34	3	1	3	14	0	0	6-0	11	2	0	1	0	.519	.756
MINOR TOTALS		.277	258	839	130	232	341	50	7	15	130	6	10	115-1	205	28	13	25	15	.376	.406

MATTHEWS, JOHN**RHP**

Ht./Wt.: 6-1/190

Bats/Throws: R/R

Born: Jan. 21, 1998 in Punxsutawney, PA

Opening Day Age: 22

Resides: Kent, OH

Acquired: Selected in the 8th round of the 2019 June draft...signed on June 11, 2019.

Signed By: Chris Collias

2019: Went 1-2, 5.29 (10 ER/17.0 IP) in 10 G/3 GS with Spokane and AZL Rangers in 1st pro action...Notes: Played 3 seasons at Kent State University... was a position player as a freshman, a reliever as a sophomore, and opened junior year in the starting rotation...finished 2019 season with 91 SO in 77.2 IP...lettered 4 years in baseball and basketball at Punxsutawney Area (Pa.) High School...finished high school with a perfect 20-0 record and 172 career strikeouts...named District MVP and Central Penn Player of the Year as a senior...brother, Brandon, plays baseball at Youngstown State University.

YEAR	CLUB	W-L	ERA	G	GS	CG	SHO	SV	IP	H	R	ER	HR	HB	BB-I	SO	WP	BK
2019	AZL Rangers	1-0	5.00	5	0	0	0	0	9.0	6	5	5	0	4	6-0	12	2	0
	Spokane	0-2	5.63	5	3	0	0	0	8.0	8	5	5	1	2	3-0	11	0	0
MINOR TOTALS		1-2	5.29	10	3	0	0	0	17.0	14	10	10	1	6	9-0	23	2	0

MATUELLA, MICHAEL**RHP**

Ht./Wt.: 6-6/230

Bats/Throws: R/R

Born: June 3, 1994 in Great Falls, VA

Opening Day Age: 25

Resides: Great Falls, VA

Acquired: Selected in the 3rd round of the 2015 June draft...signed on June 15, 2015.

Signed By: Jay Heafner

2019: Had a team-high 39 relief outings for Down East, T9th-most in the Carolina League, in 1st season as a full-time reliever...increased strikeout rate to career-best 11.1 strikeouts per 9 innings, and also issued a career-high 6.6 walks per 9...did not allow a home run...converted 4 of 7 save chances...2018: Split time between the rotation and bullpen at Down East...was 2-1, 6.35 (12 ER/17.0 IP) as a reliever and 1-4, 9.17 (35 ER/34.1 IP) as a starter...on disabled list from 7/11-end of season with a right rotator cuff strain...tapped the 101st-best prospect in baseball by *Baseball Prospectus* prior to the season...2017: Ranked 2nd on the Hickory staff with 20 starts...permitted 2 ER-or-less in 16 of 21 outings...had a 7.45 ERA (16 ER/19.1 IP) over 1st 8/6 GS and 3.07 ERA (19 ER/55.2 IP) in final 13/GS...2016: Worked 3.0 scoreless innings in Spokane's season opener, but missed the remainder of the campaign with a right forearm strain...was 1st start since 3/27/15 at Boston College...spent remainder of the season rehabbing the injury...2015: Did not pitch following Tommy John ligament transplant surgery on 4/10...Notes: Earned preseason All-America recognition from *Baseball America* (1st team), D1Baseball.com and Perfect Game (3rd team) as a junior at Duke...went 1-1, 1.08 (3 ER/25.0 IP) in 6 starts as a junior for the Blue Devils in 2015 before undergoing Tommy John surgery in April...accrued a 3.19 ERA (50 ER/141.0 IP) with a 1.19 WHIP over 39 appearances and 24 starts in his collegiate career...ranked as the 23rd-best prospect (12th-best pitcher) in the 2012 draft by *Baseball America*, and ESPN.com listed him at 19th overall...attended Georgetown Preparatory School in North Bethesda, Md., and was a 2015 Perfect Game Atlantic All-Region honorable mention selection.

YEAR	CLUB	W-L	ERA	G	GS	CG	SHO	SV	IP	H	R	ER	HR	HB	BB-I	SO	WP	BK
2016	Spokane	0-0	0.00	1	1	0	0	0	3.0	1	0	0	0	1	2-0	1	1	0
2017	Hickory	4-6	4.20	21	20	0	0	0	75.0	88	42	35	6	6	23-0	60	4	0
2018	Down East	3-5	8.24	20	8	0	0	2	51.1	67	54	47	12	6	21-0	44	6	0
2019	Down East	5-2	4.04	39	0	0	0	4	42.1	42	22	19	0	3	31-1	52	6	0
MINOR TOTALS		12-13	5.30	81	29	0	0	6	171.2	198	118	101	18	16	77-1	157	17	0

MCDOWELL, THEO**RHP**

Ht./Wt.: 6-6/185

Bats/Throws: L/R

Born: Dec. 2, 1998 in Essex Junction, VT

Opening Day Age: 21

Resides: Essex Junction, VT

Acquired: Selected in the 14th round of the 2018 June draft...signed on June 14, 2018.

Signed By: Takeshi Sakurayama

2019: Served a dual role for Spokane, going 0-4, 8.00 (16 ER/18.0 IP) in 7 starts and 1-1, 4.80 (8 ER/15.0 IP) in 5 relief outings...led the Indians in losses, T2nd-most in the Northwest League...2018: Appeared exclusively in relief in his 1st professional action...Notes: Attended South Burlington (Vt.) High School before transferring to the Salisbury School in Connecticut where he played for 3 seasons...was a first-team All-League selection as a senior...named Western New England Pitcher of the Year in 2017...had committed to West Virginia University.

YEAR	CLUB	W-L	ERA	G	GS	CG	SHO	SV	IP	H	R	ER	HR	HB	BB-I	SO	WP	BK
2018	AZL Rangers	2-0	9.37	11	0	0	0	0	16.1	18	18	17	1	2	10-0	9	5	0
2019	Spokane	1-5	6.55	12	7	0	0	0	33.0	36	30	24	5	3	26-0	37	10	1
MINOR TOTALS		3-5	7.48	23	7	0	0	0	49.1	54	48	41	6	5	31-0	46	15	1

MEJIA, JUAN**LHP**

Ht./Wt.: 6-0/190

Bats/Throws: L/L

Born: Jan. 9, 1999 in Cotui, DR

Opening Day Age: 21

Resides: Cotui, DR

Acquired: Signed as a non-drafted free agent on Aug. 29, 2016.

Signed By: Rafael Belen

2019: In his 1st stateside action, combined to go 5-1, 3.24 (15 ER/41.2 IP) in 18 relief outings...2018: Ranked among Dominican Summer League leaders in wins (T2nd, 7) and innings (8th, 71.0)...threw a pair of 6.0-inning complete games, one of 2 DSL pitchers with multiple CGs...2017: Led the DSL Rangers 2 in wins (6) and innings (67.0), tied for the club lead in starts (12), and finished 3rd in strikeouts (48).

YEAR	CLUB	W-L	ERA	G	GS	CG	SHO	SV	IP	H	R	ER	HR	HB	BB-I	SO	WP	BK
2017	DSL Rangers2	6-2	2.42	12	12	0	0	0	67.0	58	22	18	2	1	12-0	48	6	1
2018	DSL Rangers1	7-2	2.15	12	12	2	0	0	71.0	69	23	17	3	4	8-0	48	3	0
2019	Spokane	4-1	2.88	14	0	0	0	0	34.1	31	15	11	0	1	11-0	28	3	0
	AZL Rangers	1-0	4.91	4	0	0	0	0	7.1	13	4	4	1	0	0-0	12	0	0
MINOR TOTALS		18-5	2.50	42	24	2	0	0	179.2	171	64	50	6	6	31-0	136	12	1

MEJIA, LEURI**OF**

Ht./Wt.: 6-0/160

Bats/Throws: S/R

Born: Aug. 30, 2000 in San Francisco De Macoris, DR

Opening Day Age: 19

Resides: San Francisco De Macoris, DR

Acquired: Signed as a non-drafted free agent on Aug. 30, 2016.

Signed By: Willy Espinal

2019: Played his 1st full season in the U.S., finishing T2nd on AZL Rangers in stolen bases (11)...**2018:** Combined to bat .128 (12-94) in 34 G with AZL Rangers and DSL Rangers1...**2017:** Ranked among DSL leaders in triples (T2nd, 9), walks (4th, 51), and runs (6th, 50) in his 1st professional season.

YEAR	CLUB	AVG	G	AB	R	H	TB	2B	3B	HR	RBI	SH	SF	BB-I	SO	SB	CS	HP	GDP	OBP	SLG
2017	DSL Rangers2	.173	63	196	50	34	69	11	9	2	24	1	3	51-1	81	15	3	7	1	.358	.352
2018	AZL Rangers	.100	12	30	5	3	3	0	0	0	0	0	0	7-0	14	6	0	2	0	.308	.100
	DSL Rangers1	.141	22	64	9	9	11	2	0	2	1	0	12-0	33	4	1	1	0	.286	.172	
2019	AZL Rangers	.274	37	113	22	31	42	4	2	1	11	1	1	13-0	51	11	1	2	2	.357	.372
MINOR TOTALS		.191	134	403	86	77	125	17	11	3	37	3	4	83-1	179	36	5	12	3	.343	.310

MENDEZ, SAL**LHP**

Ht./Wt.: 6-3/210

Bats/Throws: R/L

Born: Feb. 25, 1995 in Weehawken, NJ

Opening Day Age: 25

Resides: Weehawken, NJ

Acquired: Selected in the 40th round of the 2013 June draft...signed on July 12, 2013

Signed By: Takeshi Sakurayama

2019: Won the Carolina League ERA title and was named to circuit's post-season All-Star team...posted 3rd-lowest qualifying WHIP (1.22) in CL... began season as reliever but 16 of final 17 app. were starts...ranked 2nd on club in wins, starts, and innings...permitted just 0.3 home runs per 9 innings...re-signed with the organization on 1/20/20 after becoming a free agent on 11/4/19...**2018:** Split season between Hickory and Down East, combining to go 5-7 with a 2.85 ERA (29 ER/91.2 IP) in 32 G/8 GS...began campaign with Hickory and was promoted to Down East in June...ranked 7th in the SAL in ERA (min. 35 IP) at the time of promotion...was 1-1 with a 3.08 ERA (13 ER/38.0 IP) as a starter and 4-6 with a 2.68 ERA (16 ER/53.2 IP) as a reliever...**2017:** Made a career-high 25 appearances for Hickory, his 1st stint with a full-season club...tied for the team lead with 6 wins...went 4-0 with a 4.24 ERA (24 ER/51.0 IP) in 16 relief outings and 2-6 with a 5.27 ERA (25 ER/42.2 IP) in 9 starts...on disabled list, 8/14-21, with right quad strain...**2016:** Shuffled between rotation and bullpen at Spokane...was 6-2, 2.45 (13 ER/47.2 IP) as a starter and 0-2, 9.90 (11 ER/10.0 IP) as a reliever... had 6 consecutive starts from 7/28-8/30, going 4-2 with a 2.06 ERA (8 ER/35.0 IP)...**2015:** Saw official game action for the first time and ranked among the AZL leaders in both ERA (7th, 2.58) and strikeouts (8th, 50)...was 0-3, 3.49 (15 ER/38.2 IP) as a starter and tossed 13.2 scoreless innings over 4 relief app...**2014:** Missed entire season with left elbow injury...**2013:** Did not see game action after signing first professional contract...**Notes:** Drafted out of Weehawken (N.J.) High School...threw the first no-hitter by a Weehawken pitcher since 1980 as a senior...father, Sabah, was selected by the New York Yankees in the 1974 draft...had committed to play college baseball at Howard (Texas) College.

YEAR	CLUB	W-L	ERA	G	GS	CG	SHO	SV	IP	H	R	ER	HR	HB	BB-I	SO	WP	BK
2015	AZL Rangers	0-3	2.58	13	9	0	0	0	52.1	43	17	15	1	3	17-0	50	2	0
2016	Spokane	6-4	3.75	14	9	0	0	0	57.2	63	30	24	5	3	24-0	46	4	0
2017	Hickory	6-6	4.71	25	9	0	0	0	93.2	114	61	49	8	6	28-0	71	2	0
2018	Hickory	3-4	1.66	17	0	0	0	2	38.0	24	10	7	0	1	10-1	30	4	1
	Down East	2-3	3.69	15	8	0	0	1	53.2	51	24	22	3	0	23-1	41	3	0
2019	Down East	7-2	2.37	26	16	0	0	1	117.2	107	38	31	4	5	37-0	89	5	0
MINOR TOTALS		24-22	3.23	110	51	0	0	4	413.0	402	180	148	21	18	139-2	327	20	1

MENDOZA, ABDIEL**RHP**

Ht./Wt.: 6-0/190

Bats/Throws: R/R

Born: Sept. 19, 1998 in Chitre, Panama

Opening Day Age: 21

Resides: Chitre, Panama

Acquired: In a 3-player trade with Oakland on Aug. 31, 2018.

Signed By: Juan Mosquera (Oakland)

2019: Returned to Hickory and logged the 3rd-most innings (85.2) on staff...began season as a reliever, but final 8 app. were starts...went 2-0, 2.18 (10 ER/41.1 IP) in 17 G as a reliever and 0-2, 4.06 (20 ER/44.1 IP) in 8 starts...worked 6.1 shutout innings in Game 2 of the SAL Semifinals vs. Delmarva, helping the Crawdads clinch the series with a 1-0 win...**2018:** Acquired from Oakland with RHP Teodoro Ortega in exchange for RHP Cory Gearin on 8/31...combined to go 2-3 with a 3.15 ERA (21 ER/60.0 IP) in 14 G/10 GS with Short-A Vermont and Hickory...opponents batted .219/.302/.288/.590...**2017:** Went 2-3 with a 4.64 ERA (17 ER/33.0 IP) in 8 G/7 GS with Beloit and Vermont in his 1st stateside season...**2016:** Made professional debut with the DSL Athletics...**Notes:** Signed by Oakland as a minor league free agent on 7/2/15.

YEAR	CLUB	W-L	ERA	G	GS	CG	SHO	SV	IP	H	R	ER	HR	HB	BB-I	SO	WP	BK
2016	DSL Athletics	3-1	2.32	17	0	0	0	0	31.0	25	13	8	0	3	9-0	25	4	0
2017	Beloit	0-0	15.43	1	1	0	0	0	2.1	3	4	4	1	0	3-0	2	0	0
	Vermont	2-3	3.82	7	6	0	0	0	30.2	26	14	13	1	3	8-0	17	1	1
2018	Vermont	2-3	3.32	13	10	0	0	0	57.0	46	25	21	3	4	22-1	41	2	0
	Hickory	0-0	0.00	1	0	0	0	0	3.0	2	0	0	0	0	1-0	1	0	0
2019	Hickory	2-2	3.15	25	8	0	0	3	85.2	65	31	30	8	10	25-0	75	9	1
MINOR TOTALS		9-9	3.26	64	25	0	0	3	209.2	167	87	76	13	20	68-1	161	16	2

MENDOZA, DAMIAN**RHP**

Ht./Wt.: 6-2/195

Bats/Throws: L/R

Born: Jan. 25, 2001 in Navojoa, Mexico

Opening Day Age: 19

Resides: Navojoa, Mexico

Acquired: Signed as a non-drafted free agent on July 2, 2017.

Signed By: Manuel Velez

2019: Went 2-2, 3.29 (10 ER/27.1 IP) in 10 relief outings and had no record, 10.00 ERA (10 ER/9.0 IP) in 2 starts in his 1st campaign stateside...**2018:** Led DSL Rangers2 with 6 wins in his pro debut, good for T8th in the DSL...averaged just 1.4 walks per 9 innings.

YEAR	CLUB	W-L	ERA	G	GS	CG	SHO	SV	IP	H	R	ER	HR	HB	BB-I	SO	WP	BK
2018	DSL Rangers2	6-1	2.58	11	11	0	0	0	59.1	56	20	17	0	1	9-0	40	2	0
2019	AZL Rangers	2-2	4.95	12	2	0	0	2	36.1	35	22	20	5	3	9-0	32	4	0
MINOR TOTALS		8-3	3.48	23	13	0	0	2	95.2	91	42	37	5	4	18-0	72	6	0

MENDOZA, KEVIN

C

Ht./Wt.: 5-10/180 Bats/Throws: S/R Born: Aug. 16, 1995 in Villa de Cura, VZ
 Opening Day Age: 24 Resides: Villa de Cura, VZ
 Acquired: Signed as a non-drafted free agent on Oct. 12, 2012.
 Signed By: Rafic Saab

2019: Limited to 8 G for Nashville due to multiple injury stints...was on injured list from 7/9-8/18 with a right calf strain...2018: Appeared at catcher, first base, third base, and left field in 13 G with Spokane...2017: Returned to baseball and played in 18 G with the AZL Rangers...2016: Did not play while on the voluntarily retired list...2015: Made stateside debut, appearing primarily at catcher along with first and third...2014: Returned to the DSL Rangers...2013: Made pro debut with DSL Rangers.

YEAR	CLUB	AVG	G	AB	R	H	TB	2B	3B	HR	RBI	SH	SF	BB-I	SO	SB	CS	HP	GDP	OBP	SLG	
2013	DSL Rangers	.305	46	118	21	36	45	9	0	27	2	0	20-0	13	0	1	3	1		.418	.381	
2014	DSL Rangers1	.323	28	99	15	32	41	4	1	18	0	1	10-0	8	0	0	1	2		.387	.414	
2015	AZL Rangers	.145	21	62	5	9	11	2	0	0	6	1	0	3-0	7	0	0	1	2	.197	.177	
2016	DID NOT PLAY																					
2017	AZL Rangers	.295	18	61	8	18	23	1	2	0	7	0	0	5-0	11	2	1	2	1	.368	.377	
2018	Spokane	.231	13	39	4	9	11	2	0	0	5	0	1	3-0	5	0	0	1	2	.295	.282	
2019	Nashville	.182	8	22	3	4	4	0	0	0	1	0	0	1-0	7	0	0	0	1	.217	.182	
MINOR TOTALS		.269	134	401	56	108	135	18	3	1	64	3	2	42-0	51	2	2	8	9	.349	.337	

MIDDLETON, CLAYTON

C

Ht./Wt.: 5-11/220 Bats/Throws: R/R Born: Oct. 8, 1993 in Columbus, MS
 Opening Day Age: 26 Resides: Oviedo, FL
 Acquired: Selected in the 22nd round of the 2016 June draft...signed on June 14, 2016.
 Signed By: Brett Campbell

2019: Made 21 starts at 1B (12), C (6), LF (2), and RF (1) for Down East...2018: Made 7 starts behind the plate in limited action with Hickory...was on disabled list, 7/26-8/25, with right ankle sprain...2017: Returned to Spokane for a 2nd consecutive season, appearing at catcher and first base...2016: Had 11 walks and 11 strikeouts over 20 games in his first pro season...Notes: Was a 2016 Mid-Eastern Athletic Conference first team selection at Bethune-Cookman University...was named first team All-Seminole Athletic Conference at Paul J. Hagerty (Fla.) High School...was first member of his family to play a sport in college, and also the first not to enlist directly in the military out of high school.

YEAR	CLUB	AVG	G	AB	R	H	TB	2B	3B	HR	RBI	SH	SF	BB-I	SO	SB	CS	HP	GDP	OBP	SLG
2016	Spokane	.224	20	58	8	13	23	4	0	2	3	2	0	11-0	11	0	0	3	2	.375	.397
2017	Spokane	.263	39	118	15	31	49	4	1	4	17	0	3	11-0	34	1	1	1	4	.323	.415
2018	Hickory	.206	26	68	11	14	23	3	0	2	5	0	0	13-0	23	1	0	0	2	.333	.338
2019	Down East	.160	25	75	4	12	17	2	0	1	4	1	0	5-0	31	1	1	1	2	.222	.227
MINOR TOTALS		.219	110	319	38	70	112	13	1	9	29	3	3	40-0	99	2	2	5	10	.313	.351

MORGAN, JOSH

C/INF

Ht./Wt.: 5-11/200 Bats/Throws: R/R Born: Nov. 16, 1995 in Corona, CA
 Opening Day Age: 24 Resides: Corona, CA
 Acquired: Selected in the 3rd round of the 2014 June draft...signed on June 12, 2014.
 Signed By: Steve Flores

2019: Spent nearly the entire campaign (4/5-end of season) on the injured list with a hamate fracture in left wrist...returned to play for Auckland in the Australian Baseball League, batting .330 (34-103) with 4 HR and 20 RBI in 32 G...2018: Combined to bat .227 (69-304) in 83 G with Frisco and the AZL Rangers...had 2 stints on disabled list: 4/11-5/13 (rt. oblique strain) and 7/6-31 (rt. hamstring strain)...made 39 starts at catcher, throwing out 4 of 39 (10%) attempted base stealers...also saw time at second base, third base, and shortstop...went 1-for-9 in 2 G with Surprise in the Arizona Fall League...2017: Saw official action at catcher for the 1st time in his career, appearing in 36 games behind the plate for Down East...threw out 8 of 36 (22.2%) would-be basestealers...also logged time at SS (62 G) and 3B (2 G)...was on DL, 6/9-7/1, with left hamstring strain...batted .314/.366/.405/.771 over final 30 G...hit .429/.515/.679/1.194 (12-28) over 8 G with Surprise in the Arizona Fall League...2016: Finished with the 10th-highest average in the California League...saw action at second, third, and shortstop...whiffed in just 11.4% of plate appearances, 14th-lowest among all Class-A players...batted .321 (9-28) over 7 games in the postseason...2015: Had season cut short by a finger injury, but still earned mid-season All-Star honors in the South Atlantic League...split time between third base and shortstop...batted .314 (84-258) from 5/10 until finger injury on 8/4 to finish with the highest qualifying average (.288) on the Hickory club, 14th in the SAL...placed on the disabled list 8/9 for remainder of season with fracture of the index finger on his right hand...2014: Named to the AZL Postseason All-Star Team in his first professional season...was also ranked the 19th-best prospect in the AZL by *Baseball America*...tabbed "Best Strike-Zone Discipline" among Texas prospects by *Baseball America*...combined to bat .322 (65-202) with 3 doubles, a triple, 19 RBI, and 29 walks in 56 games with the AZL Rangers and Spokane...opened the season with the AZL Rangers and posted the highest OBP (.468) among AZL qualifiers...promoted to Spokane on 8/7 and was voted the 10th-best prospect on the circuit by *Baseball America*...Notes: Posted a .300-or-better average in each of his last 3 seasons at Orange Lutheran (Calif.) High School...participated in the USA Baseball 17U National Development Program in 2012...tabbed as the 6th-best shortstop prospect in the Draft by *Baseball America*...had committed to UCLA.

YEAR	CLUB	AVG	G	AB	R	H	TB	2B	3B	HR	RBI	SH	SF	BB-I	SO	SB	CS	HP	GDP	OBP	SLG
2014	AZL Rangers	.336	33	113	26	38	42	2	1	0	10	0	0	19-0	13	2	2	9	0	.468	.372
	Spokane	.303	23	89	11	27	28	1	0	0	9	0	0	10-0	10	1	3	1	392	.315	
2015	Hickory	.288	98	351	59	101	127	15	1	3	36	6	2	45-0	53	9	4	12	6	.385	.362
2016	High Desert	.300	128	470	74	141	185	19	2	7	64	2	7	44-0	61	4	2	10	18	.367	.394
2017	Down East	.270	106	408	56	110	155	21	3	6	45	2	4	26-0	54	3	0	5	14	.318	.380
2018	Frisco	.231	79	294	30	68	93	14	1	3	30	0	6	27-2	49	1	1	5	11	.301	.316
	AZL Rangers	.100	4	10	1	1	1	0	0	0	0	0	0	2-0	2	0	0	1	0	.308	.100
2019	Frisco	.000	1	3	0	0	0	0	0	0	0	0	0	1-0	0	0	0	0	0	.250	.000
MINOR TOTALS		.280	472	1738	257	486	631	72	8	19	195	10	19	174-3	242	20	10	45	50	.357	.363

MOSS, KEITHRON

INF

Ht./Wt.: 5-10/185 Bats/Throws: S/R Born: Aug. 20, 2001 in Nassau, Bahamas
 Opening Day Age: 18 Resides: Nassau, Bahamas
 Acquired: Signed as a non-drafted free agent on Dec. 13, 2017.
 Signed By: Cliff Terracuso/Ross Fenstermaker

2019: Rated as the 12th-best prospect in the AZL by *Baseball America* during the season...logged 29 starts at 2B (17 GS), 3B (11 GS), and LF (1 GS) for the AZL Rangers...batted .321 (9-28) as a RHB and .304 (28-92) as LHB...went 6-for-14 (.429) in playoffs during club's AZL title run...2018: Debuted in the Dominican Summer League.

YEAR	CLUB	AVG	G	AB	R	H	TB	2B	3B	HR	RBI	SH	SF	BB-I	SO	SB	CS	HP	GDP	OBP	SLG
2018	DSL Rangers1	.196	51	163	29	32	45	11	1	0	23	1	1	35-0	62	8	7	4	1	.350	.276
2019	AZL Rangers	.308	34	120	27	37	53	4	3	2	14	1	1	21-0	40	8	2	4	1	.425	.442
MINOR TOTALS		.244	85	283	56	69	98	15	4	2	37	2	2	56-0	102	16	9	8	2	.381	.346

MRAZ, SPENCER

RHP

Ht./Wt.: 6-10/245 Bats/Throws: R/R Born: May 5, 1998 in Middleburg Heights, OH
 Opening Day Age: 21 Resides: Middleburg Heights, OH
 Acquired: Selected in the 33rd round of the 2019 June draft...signed on June 12, 2019.
 Signed By: Chris Collias

2019: Went 2-2, 3.25 (10 ER/27.2 IP) in 17 G/2 GS for Spokane and AZL Rangers...promoted to Spokane on 8/17...Notes: Pitched 3 seasons at Miami University in Ohio, finishing career with a 3.92 ERA in 48 games/27 starts...struck out a career-high 13 over 7.1 innings on 4/13/19 vs. Bowling Green after taking a no-hitter into the 7th...attended Berea-Midpark (Ohio) High School near Cleveland, where he lettered 3 times in baseball, twice in football, and once in basketball.

YEAR	CLUB	W-L	ERA	G	GS	CG	SHO	SV	IP	H	R	ER	HR	HB	BB-I	SO	WP	BK
2019	AZL Rangers	1-1	1.52	14	0	0	0	1	23.2	12	5	4	1	4	10-0	32	4	0
	Spokane	1-1	13.50	3	2	0	0	0	4.0	7	6	6	0	0	3-0	5	1	0
MINOR TOTALS		2-2	3.25	17	2	0	0	1	27.2	19	11	10	1	4	13-0	37	5	0

NARVAEZ, EFRENYER

C

Ht./Wt.: 5-11/185 Bats/Throws: R/R Born: July 25, 2002 in La Guaira, VZ
 Opening Day Age: 17 Resides: La Guaira, VZ
 Acquired: Signed as a non-drafted free agent on July 25, 2018.
 Signed By: Carlos Gonzalez

2019: Had more walks (25) than strikeouts (20) in pro debut with DSL Rangers1.

YEAR	CLUB	AVG	G	AB	R	H	TB	2B	3B	HR	RBI	SH	SF	BB-I	SO	SB	CS	HP	GDP	OBP	SLG
2019	DSL Rangers1	.225	33	102	20	23	29	4	1	0	16	1	2	25-0	20	0	1	3	3	.386	.284

NORDLIN, SETH

RHP

Ht./Wt.: 6-4/210 Bats/Throws: R/R Born: Sept. 4, 1997 in Mesa, AZ
 Opening Day Age: 22 Resides: Mesa, AZ
 Acquired: Selected in the 13th round of the 2017 June draft...signed on June 20, 2017.
 Signed By: Josh Simpson

2019: Missed entire season after undergoing 'Tommy John' ligament transplant surgery on 10/3/18...2018: Ranked among Northwest League leaders in strikeouts (1st, 79), innings (4th, 68.1), and ERA (T5th, 3.82)...ERA was the 7th-lowest qualifying mark among Texas farmhands...BB/9 mark (1.84) was 2nd-lowest in the NWL (min. 65 IP)...opponents batted .244/.287/.364/.651...2017: Averaged 14.1 SO/9 and 2.1 BB/9 over 12 relief appearances with the AZL Rangers in 1st pro season...held opponents to a .164/.228/.247/.474 slash line...Notes: Was 4-3 with a 1.91 ERA (18 ER/85.0 IP) and one save with 17 BB/123 SO over 14 G/13 GS as a sophomore at GateWay (Ariz.) Community College...graduated from Mountain View (Ariz.) High School.

YEAR	CLUB	W-L	ERA	G	GS	CG	SHO	SV	IP	H	R	ER	HR	HB	BB-I	SO	WP	BK		
2017	AZL Rangers	3-0	2.49	12	0	0	0	0	21.2	12	6	6	0	1	5-0	34	1	0		
2018	Spokane	4-1	3.82	13	12	0	0	0	68.1	63	31	29	7	3	14-0	79	9	1		
2019	INJURED - DID NOT PITCH																			
MINOR TOTALS		7-1	3.50	25	12	0	0	0	90.0	75	37	35	7	4	19-0	113	10	1		

NOVOA, MELVIN

C

Ht./Wt.: 5-11/225 Bats/Throws: R/R Born: June 17, 1996 in Nandaime, Nicaragua
 Opening Day Age: 23 Resides: Nandaime, Nicaragua
 Acquired: Signed as a non-drafted free agent on Nov. 26, 2013.
 Signed By: Gil Kim

2019: Combined to bat .228 (84-368) with 12 HR and 53 RBI in 102 G with Down East and Hickory...established career bests in most categories including HR and RBI...opened season with Down East and was transferred to Hickory on 5/9...threw out 24 of 69 (34.8%) attempted base stealers overall...2018: Combined to hit .224 (71-313) in 88 G with Hickory and Down East...reached safely in 19 of 24 G with Hickory before promotion to Down East on 5/9...started 51 G at catcher, throwing out 19 of 56 (34%) attempted base stealers...2017: Tied for the 2nd-most starts behind the plate for Spokane...threw out 13 of 38 (34.2%) would-be base stealers...2016: Was on suspended list for entire season...2015: Led the AZL Rangers in HR (3) and RBI (27) in his first season stateside...saw action in 23 games behind the plate, throwing out 11 of 42 (26.2%) attempted basestealers...2014: Began professional career in the DSL, tying for club lead in home runs...batted .583 (7-12) with 3 doubles, a home run, and 2 RBI during the postseason for the DSL Rangers1.

YEAR	CLUB	AVG	G	AB	R	H	TB	2B	3B	HR	RBI	SH	SF	BB-I	SO	SB	CS	HP	GDP	OBP	SLG
2014	DSL Rangers2	.269	36	130	21	35	58	10	2	3	28	3	0	10-1	18	0	0	7	5	.349	.446
	DSL Rangers1	.132	13	38	3	5	5	0	0	0	0	0	0	3-0	8	0	0	4	1	.267	.132
2015	AZL Rangers	.278	40	133	19	37	53	7	0	3	27	0	3	12-0	19	0	1	1	4	.336	.398
2016	DID NOT PLAY																				
2017	Spokane	.281	38	135	14	38	63	11	1	4	15	1	1	7-0	24	1	1	5	4	.338	.467
2018	Hickory	.322	24	90	11	29	43	8	0	2	22	0	0	5-0	12	0	0	3	3	.378	.478
	Down East	.184	64	223	15	41	59	6	0	4	15	2	2	7-0	56	1	0	2	8	.214	.265
2019	Down East	.143	17	63	3	9	11	2	0	0	7	0	0	2-0	11	0	0	2	0	.194	.175
	Hickory	.246	85	305	40	75	134	23	0	12	46	0	6	22-0	67	1	2	7	3	.306	.439
MINOR TOTALS		.241	317	1117	126	269	426	67	3	28	160	6	14	68-1	215	3	4	31	28	.299	.381

FRONT OFFICE COACHES PLAYERS 2019 REVIEW OPPONENTS RECORDS DEVELOPMENT MEDIA

NUNEZ, JEIRY

RHP

Ht./Wt.: 5-11/170 Bats/Throws: R/R Born: April 1, 1998 in Bonao, DR
 Opening Day Age: 21 Resides: Bonao, DR
 Acquired: Signed as a non-drafted free agent on July 2, 2014.
 Signed By: Willy Espinal

2019: Led Spokane staff in innings (53.0) and tied for the lead in wins (5)...opponents batted .205 (39-190) overall, .179 (15-84) by LHB and .226 (24-106) by RHB...2018: Recorded 13.5 SO/9 and did not issue a walk across 12.0 innings in his 1st stateside action...2015-17: Spent 3 seasons in the Dominican program, compiling a 3.29 ERA over 34 G/22 GS.

YEAR	CLUB	W-L	ERA	G	GS	CG	SHO	SV	IP	H	R	ER	HR	HB	BB-I	SO	WP	BK
2015	DSL Rangers1	4-2	1.55	12	7	0	0	0	40.2	34	8	7	1	3	12-0	34	3	0
2016	DSL Rangers2	2-3	3.46	13	12	0	0	0	54.2	46	24	21	3	4	13-0	46	4	0
2017	DSL Rangers1	3-1	5.28	9	3	0	0	0	30.2	34	19	18	3	2	8-0	30	2	0
2018	AZL Rangers	1-2	6.75	4	2	0	0	0	12.0	15	9	9	3	0	0-0	18	0	0
2019	Spokane	5-0	3.06	18	1	0	0	2	53.0	39	20	18	3	5	11-0	55	1	2
MINOR TOTALS		15-8	3.44	56	25	0	0	2	191.0	168	80	73	13	14	44-0	183	10	2

ORNELAS, JONATHAN

INF

Ht./Wt.: 6-0/200 Bats/Throws: R/R Born: May 26, 2000 in Glendale, AZ
 Opening Day Age: 19 Resides: Peoria, AZ
 Acquired: Selected in the 3rd round of the 2018 June draft...signed on June 12, 2018.
 Signed By: Levi Lacey

2019: Named a South Atlantic League mid-season All-Star after entering year as 9th-youngest player on circuit...led Hickory in hits and doubles (tied w/ Curtis Terry)...made 105 starts at SS (60 GS), 2B (32 GS), LF (9 GS), and 3B (4 GS)...batted .247 (74-299) in 1st 81 G, .291 (32-110) in final 31 G... posted an above-average 108 wRC+ according to Fangraphs...entered the season as Texas' 15th-best prospect according to Baseball America...2018: Named the 10th-best prospect in the Arizona League by Baseball America...ranked among the AZL leaders in stolen bases (4th, 15), triples (T5th, 4), total bases (8th, 79), and OPS (11th, .848)...reached safely via hit or walk in 39 of 48 games played...Notes: Batted .464 with 6 home runs and 31 RBI in 29 games as a senior at Raymond S. Kellis High School in Glendale, Ariz...also appeared in 10 games as a pitcher, totaled 22 extra base hits and scored 44 runs...was selected SA co-Player of the Year by the Arizona Baseball Coaches Association and played for a Kellis squad that won the 5A state title in 2017...was ranked as the 2nd-best infield prospect in Arizona by Baseball America and had committed to play collegiately at the University of Tennessee.

YEAR	CLUB	AVG	G	AB	R	H	TB	2B	3B	HR	RBI	SH	SF	BB-I	SO	SB	CS	HP	GDP	OBP	SLG
2018	AZL Rangers	.302	48	172	34	52	79	10	4	3	28	0	4	25-0	41	15	5	2	2	.389	.459
2019	Hickory	.257	113	413	61	106	154	24	3	6	38	1	7	42-1	103	13	4	9	5	.333	.373
MINOR TOTALS		.270	161	585	95	158	233	34	7	9	66	1	11	67-1	144	28	9	11	7	.350	.398

ORTEGA, TEODORO

RHP

Ht./Wt.: 5-11/165 Bats/Throws: R/R Born: March 12, 2000 in Panama City, Panama
 Opening Day Age: 20 Resides: Panama City, Panama
 Acquired: In a 3-player trade with Oakland on Aug. 31, 2018.

2019: Made Texas organization debut with Spokane...went 0-2, 2.49 (7 ER/25.1 IP) in 6 starts and 2-0, 3.44 (7 ER/18.1 IP) in 6 relief outings...2018: Made pro debut with DSL Athletics...acquired by Texas from Oakland, along with RHP Abdiel Mendoza, in exchange for RHP Cory Gearrin on 8/31.

YEAR	CLUB	W-L	ERA	G	GS	CG	SHO	SV	IP	H	R	ER	HR	HB	BB-I	SO	WP	BK
2018	DSL Athletics	3-1	2.11	14	6	0	0	0	42.2	27	14	10	0	9	11-0	48	6	0
2019	Spokane	2-2	2.89	12	6	0	0	0	43.2	37	14	14	6	7	14-0	37	1	0
MINOR TOTALS		5-3	2.50	26	12	0	0	0	86.1	64	28	24	6	16	25-0	85	7	0

OVALLS, ALEXANDER

OF

Ht./Wt.: 5-10/185 Bats/Throws: L/L Born: Oct. 6, 2000 in Santo Domingo, DR
 Opening Day Age: 19 Resides: Santo Domingo, DR
 Acquired: As a PTBNL from Chicago-NL on Aug. 14, 2018, completing a July 27, 2018 trade.
 Signed By: Miguel Diaz/Louie Eljaua/Gian Guzman/Jose Serra (Chicago-NL)

2019: Combined to bat .293 (60-205) with 4 HR and 33 RBI in 49 G with Spokane and AZL Rangers in organizational debut...began season in AZL and was promoted to Spokane on 7/27...finished with 2nd-highest BA (.377) in AZL (min. 100 AB)...2018: Made professional debut with the DSL Cubs2...acquired by Texas from Chicago-NL on 8/14 as the player to be named later, completing the 7/27 trade involving LHP Cole Harnels.

YEAR	CLUB	AVG	G	AB	R	H	TB	2B	3B	HR	RBI	SH	SF	BB-I	SO	SB	CS	HP	GDP	OBP	SLG
2018	DSL Cubs2	.316	21	76	13	24	28	4	0	0	8	1	1	16-1	14	8	5	0	0	.430	.368
2019	AZL Rangers	.377	25	114	33	43	71	8	7	2	18	0	0	10-0	18	2	1	2	1	.437	.623
	Spokane	.187	24	91	13	17	29	6	0	2	15	0	1	8-0	24	3	1	0	3	.250	.319
MINOR TOTALS		.299	70	281	59	84	128	18	7	4	41	1	2	34-1	56	13	7	2	4	.376	.456

OTZUNA, FERNERY

RHP

Ht./Wt.: 5-9/190 Bats/Throws: S/R Born: Nov. 9, 1995 in San Cristobal, DR
 Opening Day Age: 24 Resides: San Cristobal, DR
 Acquired: Signed as a minor league free agent on May 8, 2018.
 Signed By: Luis Baez/Junior Noboa (Arizona)

2019: Missed entire season after undergoing 'Tommy John' ligament transplant surgery on 8/6/18...2018: Released by ARI on 3/26 and signed by Texas on 5/8...made 7 mound appearances in the DSL, his 1st career action as a pitcher following 5 seasons as an infielder...2017: Combined to bat .230 (80-348) with a career-high 8 HR and 45 RBI in 100 G with Visalia and Kane County...played 3 G for Lacey in the Dominican Winter League...2016: Spent entire season with Kane County, leading the Cougars in HR (7) and 3B (5)...2015: Batted .219 (73-334) with 4 HR and 32 RBI over 87 G with Kane County and Hillsboro...stole a career-best 20 bases...2014: Ranked among Missoula club leaders in runs (1st, 54) and hits (2nd, 80)...2013: Combined to bat .308 (61-198) with 2 HR and 24 RBI over 50 G with the AZL D-backs and DSL D-backs in his 1st professional season...Notes: Originally signed by Arizona as a non-drafted free agent on 7/2/12.

YEAR	CLUB	W-L	ERA	G	GS	CG	SHO	SV	IP	H	R	ER	HR	HB	BB-I	SO	WP	BK	
2018	DSL Rangers1	0-0	2.25	7	0	0	0	0	12.0	10	4	3	0	0	2-0	10	3	0	
2019 INJURED - DID NOT PITCH																			

CAREER BATTING TOTALS	AVG	G	AB	R	H	TB	2B	3B	HR	RBI	SH	SF	BB-I	SO	SB	CS	HP	GDP	OBP	SLG
2013-17 (ARI ORG.)	.252	403	1499	217	377	577	76	20	28	157	13	12	86-1	352	63	26	17	24	.297	.385

PACHEGO, SERGIO**RHP**

Ht./Wt.: 6-2/180 Bats/Throws: R/R Born: Aug. 17, 1999 in Bolivar, VZ
 Opening Day Age: 20 Resides: Guanare, Venezuela
 Acquired: Signed as a non-drafted free agent on April 10, 2016.
 Signed By: Jhonny Gomez

2019: Combined to go 2-0, 2.27 (11 ER/43.2 IP) over 11 G/6 GS for Hickory and AZL Rangers in 1st stateside action...2016-18: Went 9-3, 2.38 (39 ER/147.1 IP) over 37 G/18 GS across 3 seasons in the DSL, allowing just one home run overall.

YEAR	CLUB	W-L	ERA	G	GS	CG	SHO	SV	IP	H	R	ER	HR	HB	BB-I	SO	WP	BK
2016	DSL Rangers2	2-0	2.13	10	0	0	0	1	25.1	23	8	6	0	3	4-0	14	4	0
2017	DSL Rangers2	3-1	2.86	14	7	1	0	0	56.2	65	24	18	1	4	8-0	33	4	0
2018	DSL Rangers1	4-2	2.07	13	11	0	0	1	65.1	54	21	15	0	7	9-0	59	1	1
2019	AZL Rangers	1-0	2.63	10	6	0	0	0	37.2	35	13	11	1	2	11-0	27	3	0
	Hickory	1-0	0.00	1	0	0	0	0	6.0	2	1	0	0	0	2-0	6	0	0
MINOR TOTALS		11-3	2.36	48	24	1	0	2	191.0	179	67	50	2	16	34-0	139	12	1

PANIAGUA, JUNIOR**INF**

Ht./Wt.: 5-7/190 Bats/Throws: R/R Born: Oct. 8, 2001 in Bani, DR
 Opening Day Age: 18 Resides: Bani, DR
 Acquired: Signed as a non-drafted free agent on July 2, 2018.
 Signed By: Moises de la Mota

2019: Made pro debut in DSL, posting nearly as many BB (26) as SO (27)...had 26 GS at 2B and 19 GS at SS.

YEAR	CLUB	AVG	G	AB	R	H	TB	2B	3B	HR	RBI	SH	SF	BB-I	SO	SB	CS	HP	GDP	OBP	SLG
2019	DSL Rangers1	.251	46	179	29	45	59	4	2	2	26	1	4	26-0	27	4	1	3	3	.349	.330

PATTERSON, SHEA**INF**

Ht./Wt.: 6-0/215 Bats/Throws: R/R Born: Jan. 17, 1997 in Toledo, OH
 Opening Day Age: 23 Resides: San Antonio, TX
 Acquired: Selected in the 39th round of the 2018 June draft...signed on July 4, 2018.
 Signed By: Chris Collias

2019: Spent a week with the Rangers during spring training...was the starting QB for Michigan during his senior season, leading Wolverines to a 9-3 regular season record and an appearance against Alabama in the Citrus Bowl (lost 35-16)...2018: Did not see official game action after signing 1st pro contract...spent a week with Triple-A Round Rock in July, taking part in batting practice and other activities...started 13 G at quarterback for the University of Michigan and was a finalist for numerous national awards at the position...garnered All-Big Ten third team accolades in addition to Michigan's Offensive Player of the Year Award...2016-17: Earned 2 varsity letters at the University of Mississippi, throwing for 3,139 yards with 23 TDs and 12 INT...Notes: Has not played organized baseball since his junior year of high school...prepped at IMG Academy and Calvary Baptist Academy in Shreveport, La...led Calvary Baptist to back-to-back Louisiana Division III state championships as a sophomore and junior before transferring...also played baseball and basketball...brother, Sean, is on the Ole Miss football staff...grandfather, George, played for the Detroit Pistons from 1967-68.

PENA, YENCI**INF**

Ht./Wt.: 6-1/200 Bats/Throws: R/R Born: July 13, 2000 in San Pedro De Macoris, DR
 Opening Day Age: 19 Resides: San Pedro De Macoris, DR
 Acquired: Signed as a minor league free agent on Dec. 8, 2017.
 Signed By: Jonathan Cruz (Atlanta)

2019: Made 24 starts at 3B (18 GS), 1B (5 GS), and SS (1 GS) for the AZL Rangers...batted .318 (14-44) thru 1st 12 G and had .203 (16-79) BA over final 21 G...2018: Appeared in 10 G for the AZL Rangers, his 1st season in the Texas organization...2017: Made pro debut with DSL Braves...declared a free agent by Major League Baseball on 11/21 and signed with Texas on 12/8.

YEAR	CLUB	AVG	G	AB	R	H	TB	2B	3B	HR	RBI	SH	SF	BB-I	SO	SB	CS	HP	GDP	OBP	SLG
2017	DSL Braves	.230	45	165	20	38	54	8	1	2	19	1	0	24-0	31	7	6	0	4	.328	.327
2018	AZL Rangers	.158	10	38	3	6	8	2	0	0	5	0	0	2-0	7	2	0	0	1	.200	.211
2019	AZL Rangers	.244	33	123	24	30	46	3	2	3	22	0	1	19-0	31	2	2	2	3	.352	.374
MINOR TOTALS		.227	88	326	47	74	108	13	3	5	46	1	1	45-0	69	11	8	2	8	.324	.331

PENROD, ZACH**LHP**

Ht./Wt.: 6-2/225 Bats/Throws: R/R Born: June 16, 1997 in Nampa, ID
 Opening Day Age: 22 Resides: Nampa, ID
 Acquired: Signed as a non-drafted free agent on Aug. 2, 2018.
 Signed By: Rich Schroeder

2019: Did not pitch...underwent right shoulder debridement surgery on 11/6...2018: Signed by Texas as a minor league free agent on 8/2 and registered 12.3 SO/9 in 4 G/3 GS with the AZL Rangers...Notes: Played one season as a pitcher and outfielder at Northwest Nazarene University in his hometown of Nampa, Idaho...transferred from Corban University where he played 2 seasons...graduated from Columbia (Idaho) High School in 2015.

YEAR	CLUB	W-L	ERA	G	GS	CG	SHO	SV	IP	H	R	ER	HR	HB	BB-I	SO	WP	BK	
2018	AZL Rangers	0-2	6.17	4	3	0	0	0	11.2	12	10	8	3	3	6-0	16	3	1	
2019 INJURED - DID NOT PITCH																			

PEREZ, YANIO**INF/OF**

Ht./Wt.: 6-1/260 Bats/Throws: R/R Born: Aug. 10, 1995 in Havana, Cuba
 Opening Day Age: 24 Resides: Mexico City, Mexico
 Acquired: Signed as a non-drafted free agent on Sept. 23, 2016.
 Signed By: Chu Halabi/Jose Fernandez

2019: In return to Down East, finished 3rd on club in RBI (44) and H (100) and T3rd in 2B (17)...made 87 starts at RF (72 GS), 1B (15 GS), 3B (6 GS), LF (2 GS), and CF (1 GS)...batted .315 (34-108) vs. LHP and .239 (66-276) vs. RHP...2018: Combined to bat .221 (48-217) with 4 HR and 24 RBI in 59 G with Down East, Frisco, and the AZL Rangers while enduring a pair of disabled stints with a left knee sprain...batted .190 (8-42) in 10 G with Surprise in the Arizona Fall League...2017: Led all Texas farmhands with 66 RBI and ranked 4th with 14 HR in his 1st season stateside...combined to bat .280/.343/.434/.777 (129-461) with 14 HR and 66 RBI over 123 games with Hickory and Down East...batted .356/.429/.630/1.059 in 1st 38 G at Hickory prior to landing on the DL from 5/19-30 with finger sprain...activated from the DL on 5/31 and hit .222/.271/.244/.515 in 11 G before promotion to Down East on 6/12...ranked among the Down East club leaders in XBH (2nd, 21) and RBI (2nd, 36)...was 3-for-7 in 2 postseason games...earned a spot in the Arizona Fall League Rising Stars Game, batting .321/.390/.491/.880 (17-53) in 14 G with the Surprise Saguaros...2016: Signed as a free agent on 9/23...was rated by *Baseball America* (#27) and *MLB.com* (#29) among the top Texas prospects following the season...Notes: Played third, first, second, left and right in Cuba's Serie Nacional...played on Cuba's 18U team at the World Cup in Taiwan.

YEAR	CLUB	AVG	G	AB	R	H	TB	2B	3B	HR	RBI	SH	SF	BB-I	SO	SB	CS	HP	GDP	OBP	SLG
2017	Hickory	.322	49	180	27	58	96	9	1	9	30	0	2	18-0	34	3	0	4	1	.392	.533
	Down East	.253	74	281	31	71	64	14	2	5	36	0	5	20-0	66	3	1	6	7	.311	.370
2018	Frisco	.227	13	44	8	10	11	1	0	0	5	0	0	7-0	15	0	1	0	0	.346	.250
	AZL Rangers	.200	3	10	0	2	0	0	0	0	0	0	0	2-0	5	0	0	0	0	.333	.200
2018	Down East	.221	43	163	12	36	51	3	0	4	18	0	1	13-1	41	0	1	1	4	.281	.313
2019	Down East	.260	110	384	38	100	142	17	2	7	44	0	3	29-1	88	9	8	5	9	.318	.370
MINOR TOTALS		.261	292	1062	116	277	406	44	5	25	134	0	11	89-2	249	15	10	17	21	.325	.382

PICARDO, REYNALDO

C

Ht./Wt.: 5-10/205

Bats/Throws: R/R

Born: Dec. 29, 1998 in Miami, FL

Opening Day Age: 20

Resides: Miami, FL

Acquired: Selected in the 33rd round of the 2018 June draft...signed on June 14, 2018.

Signed By: Gary McGraw

2019: Returned to AZL Rangers and made 13 starts at catcher, throwing out 6 of 31 (19.4%) attempted base stealers...2018: Appeared in 7 G with the AZL Rangers in his 1st professional action...threw out one of 5 (20%) attempted base stealers...Notes: Played one season at Dawson Community College in Montana after transferring from Miami Dade CC...at Dawson CC in 2018, ranked among NJCAA Division II leaders in OBP (2nd, .604) and average (3rd, .506)...started his high school career at Braddock Senior High School in Miami before moving to the Dominican Republic.

YEAR	CLUB	AVG	G	AB	R	H	TB	2B	3B	HR	RBI	SH	SF	BB-I	SO	SB	CS	HP	GDP	OBP	SLG
2018	AZL Rangers	.190	7	21	2	4	4	0	0	0	3	0	0	4-0	8	0	0	0	0	.320	.190
2019	AZL Rangers	.276	18	58	8	16	23	1	0	2	10	0	0	4-0	18	0	1	0	0	.323	.397
MINOR TOTALS		.253	25	79	10	20	27	1	0	2	13	0	0	8-0	26	0	1	0	0	.322	.342

POLLEY, TRISTON

LHP

Ht./Wt.: 6-0/205

Bats/Throws: L/L

Born: Dec. 20, 1996 in Indianapolis, IN

Opening Day Age: 23

Resides: Avon, IN

Acquired: Selected in the 16th round of the 2019 June draft...signed on June 11, 2019.

Signed By: Michael Medici

2019: Went 3-0, 3.00 (8 ER/24 IP) with 3 BB/34 SO in 18 G with Spokane and AZL Rangers in pro debut...assigned to Spokane on 6/24 for remainder of season following 2 G in AZL...LHB hit .154 (4-26) compared to .273 (18-66) mark by RHB...Notes: Pitched 4 seasons at Indiana State University...was a Missouri Valley Conference honorable-mention selection as a senior, leading all starting pitchers with a 2.84 earned-run average over 104.2 innings...finished ISU career with a 16-4 record over 30 starts with a 3.51 ERA...graduated from Brownsburgh (Ind.) High School in 2015.

YEAR	CLUB	W-L	ERA	G	GS	CG	SHO	SV	IP	H	R	ER	HR	HB	BB-I	SO	WP	BK
2019	AZL Rangers	1-0	7.71	2	0	0	0	0	2.1	4	2	2	0	0	1-0	2	1	0
	Spokane	2-0	2.49	16	0	0	0	2	21.2	18	9	6	2	2	2-0	32	2	0
MINOR TOTALS		3-0	3.00	18	0	0	0	2	24.0	22	11	8	2	2	3-0	34	3	0

POZO, YOHEL

C

Ht./Wt.: 6-0/240

Bats/Throws: R/R

Born: June 14, 1997 in Maracaibo, VZ

Opening Day Age: 22

Resides: Maracaibo, VZ

Acquired: Signed as a non-drafted free agent on Aug. 17, 2013.

Signed By: Jhonny Gomez

2019: Made team-high 68 starts at catcher for Down East...threw out 30 of 74 (40.5%) attempted base stealers...struck out in just 9% of plate appearances...batted .314 (33-105) vs. LHP and .221 (64-290) vs. RHP...2018: Named South Atlantic League mid-season All-Star at Hickory, ranking among club leaders in doubles (1st, 29), hits (2nd, 113), games (3rd, 117), total bases, (3rd, 176), and RBI (4th, 49)...cut down 18 of 58 (31%) attempted base stealers...named Texas Organization All-Star by *MLB.com*...2017: Reached a full season league for the 1st time, combining to bat .323 (65-201) with 4 home runs and 25 RBI in 54 games...promoted to Hickory on 7/5...batted a league-high .338 from 7/5-end of season (min. 150 PA)...was 5-for-29 (.172) over 1st 8 G with the Crawdads and batted .381 (43-113) over final 30 G...threw out 13 of 37 (35.1%) attempted basestealers at Hickory...2016: Named to the Arizona League Postseason All-Star team, finishing with the 3rd-highest batting average on the circuit...also ranked among the league leaders in hits (1st, 62) and total bases (6th, 81)...2014-15: Batted .272 (107-393) with 1 HR and 53 RBI in 103 G over 2 seasons in the DSL.

YEAR	CLUB	AVG	G	AB	R	H	TB	2B	3B	HR	RBI	SH	SF	BB-I	SO	SB	CS	HP	GDP	OBP	SLG
2014	DSL Rangers1	.273	50	198	22	54	66	12	0	0	29	2	3	11-0	18	1	0	7	9	.329	.333
2015	DSL Rangers1	.272	53	195	23	53	69	13	0	1	24	0	3	17-2	15	4	3	3	6	.335	.354
2016	AZL Rangers	.343	48	181	25	62	81	12	2	1	22	0	4	13-0	10	1	0	1	3	.382	.448
2017	Spokane	.288	15	59	11	17	30	7	0	2	10	0	1	1-0	3	0	0	0	1	.295	.508
	Hickory	.338	39	142	19	48	66	8	2	2	15	0	0	7-0	8	0	0	1	2	.373	.465
2018	Hickory	.264	117	428	45	113	176	29	2	10	49	0	5	27-0	50	0	0	5	11	.312	.411
2019	Down East	.246	107	395	43	97	141	17	0	9	43	0	6	15-0	38	6	2	3	6	.274	.357
MINOR TOTALS		.278	429	1598	188	444	629	98	6	25	192	2	22	91-2	142	12	5	20	38	.321	.394

QUIROZ, ISAIAH

C

Ht./Wt.: 5-10/230

Bats/Throws: R/R

Born: Oct. 22, 1996 in New York, NY

Opening Day Age: 23

Resides: Bergenfield, NJ

Acquired: Selected in the 20th round of the 2014 June draft...signed on June 9, 2014.

Signed By: Takeshi Sakurayama

2019: Batted .108 (7-65) in 23 G with Down East and Hickory...on injured list from 7/15-8/29 with a right calf strain...**2018:** Spent entire season with Spokane, throwing out 17 of 46 (37%) attempted base stealers and compiling a .993 fielding pct. (2 E/286 TC)...set career highs in most offensive categories, including HR (4) and RBI (15)...**2017:** Played in a career-high 30 games, combining to bat .132 (10-76) with Hickory and Spokane...was on Hickory's Opening Day roster and returned to extended Spring Training on 5/14 before joining Spokane for the start of their season...played in 20 games with the Adelaide Bite in the Australian Winter League...**2016:** Shared catching responsibilities at the Arizona Rangers, starting 18 games behind the plate...**2015:** Played in 25 games at catcher for the AZL Rangers...**2014:** Appeared in 22 games behind the plate for AZL Rangers, compiling a 1.000 fielding percentage (0 E/215 TC) and throwing out 10 of 29 (34.5%) would-be basestealers...**Notes:** An All-Bergen County selection at St. Joseph (N.J.) High School...led the Green Knights to a Non-Public North A title as a senior, batting .364 with 24 RBI...had committed to Howard (Texas) JC.

YEAR	CLUB	AVG	G	AB	R	H	TB	2B	3B	HR	RBI	SH	SF	BB-I	SO	SB	CS	HP	GDP	OBP	SLG
2014	AZL Rangers	.205	25	78	9	16	22	4	1	0	7	0	2	12-0	32	1	0	6	2	.347	.282
2015	AZL Rangers	.178	27	73	10	13	20	5	1	0	5	0	0	10-0	24	0	2	3	1	.302	.274
2016	AZL Rangers	.222	25	72	6	16	24	2	0	2	10	0	0	9-0	27	0	1	3	2	.333	.333
2017	Hickory	.086	11	35	1	3	6	1	1	0	6	0	1	4-0	19	0	0	2	0	.214	.171
	Spokane	.171	19	41	7	7	10	3	0	0	2	0	0	10-1	11	0	1	1	2	.346	.244
2018	Spokane	.224	37	107	15	24	43	7	0	4	15	0	1	15-0	42	0	0	3	0	.333	.402
2019	Hickory	.111	22	63	1	7	9	2	0	0	2	1	0	8-0	30	0	0	2	2	.233	.143
	Down East	.000	1	2	0	0	0	0	0	0	0	0	0	1-0	2	0	0	0	0	.333	.000
MINOR TOTALS		.183	167	471	49	86	134	24	3	6	47	1	4	69-1	187	1	4	20	9	.310	.285

RAGANS, COLE**LHP**

Ht./Wt.: 6-4/210

Bats/Throws: L/L

Born: Dec. 12, 1997 in Crawfordville, FL

Opening Day Age: 22

Resides: Tallahassee, FL

Acquired: Selected in the 1st round (30th overall) of the 2016 June draft...signed on June 14, 2016.

Signed By: Brett Campbell

2019: Missed entire season after undergoing 'Tommy John' ligament transplant surgery on 5/15/19 performed by Dr. Keith Meister...had begun a throwing program before feeling arm discomfort...named the organization's 11th-best prospect and "Best Curveball" entering 2019 by *Baseball America*...**2018:** Tabbed the 4th-best prospect in the Texas farm system entering the season...underwent 'Tommy John' ligament transplant surgery on 3/28/18 and missed the entire season...**2017:** Tabbed the top prospect in the Northwest League by *Baseball America*, leading the circuit with 87 strikeouts...matched the 3rd-highest strikeout total in the NWL since 2006...earned spots on both the NWL mid-season and postseason All-Star teams...held opponents to a .234/.344/.360/.704 slash line, whiffing 34.8% of all batters faced (87 of 250)...had the 2nd-most walks (35) in the NWL...permitted 2-or-fewer runs in 8 of 13 outings along with 8+ strikeouts in 5 starts...tossed 4.0 hitless innings on 6/28 vs. Tri-City and registered a season-best 10 strikeouts on 8/18 vs. Vancouver...**2016:** Recorded 9 strikeouts over 7.2 innings in 4 games/2 starts in his 1st pro season...**Notes:** Named an Under Armour All-American and All-Big Bend Pitcher of the Year as a senior at North Florida Christian High School in Tallahassee, Fla...was 9-2 with a 0.90 ERA, five shutouts, and 104 strikeouts in 90.0 innings, while holding opponents to a .122 batting average...threw a no-hitter against Chiles High School...rated as the 12th-best high school pitcher in the draft and the 6th-best high school left-hander by *Baseball America*...had committed to Florida State University...as a prep, studied video of former Texas left-hander Cole Hamels.

YEAR	CLUB	W-L	ERA	G	GS	CG	SHO	SV	IP	H	R	ER	HR	HB	BB-I	SO	WP	BK	
2016	AZL Rangers	0-0	4.70	4	2	0	0	0	7.2	11	4	4	0	0	6-0	9	2	0	
2017	Spokane	3-2	3.61	13	13	0	0	0	57.1	50	27	23	5	1	35-0	87	6	1	
2018	INJURED - DID NOT PITCH																		
2019	INJURED - DID NOT PITCH																		
MINOR TOTALS		3-2	3.74	17	15	0	0	0	65.0	61	31	27	5	1	41-0	96	8	1	

REED, TYREQUE**1B**

Ht./Wt.: 6-1/260

Bats/Throws: R/R

Born: June 6, 1997 in Houlika, MS

Opening Day Age: 22

Resides: Houlika, MS

Acquired: Selected in the 8th round of the 2017 June draft...signed on June 23, 2017.

Signed By: Brian Morrison

2019: Combined to bat .270/.365/.487/.852 with 18 HR and 67 RBI over 100 G across 3 levels...opened the season in Down East and batted .216 over 32 G before transferring to extended spring training on 5/16...played for AZL Rangers from 6/17-20, moved to Hickory on 6/22 and hit .282/.377/.517/.894 in 63 G, including an .823 OPS over his final 23 G...ranked among the SAL leaders in doubles (T1st, 10), RBI (2nd, 20), XBH (T3rd, 13), TB (4th, 50), hits (4th, 31), and SLG (10th, .481) from 8/6-end of the season...tabbed as organization's 21st-best prospect entering the season (*Baseball America*)...**2018:** Ranked among South Atlantic League leaders in OPS (3rd, .846), SLG (3rd, .503), home runs (T6th, 18), and doubles (T11th, 27)...opened the season in extended spring training and did not join Hickory until 5/9...batted .226 (35-155) over 1st 43 G with the Crawdads and then .300 (57-190) over final 54 contests...had the 17th-highest OPS among all minor league players from 7/1-end of the season...named SAL Player of the Week for 7/30-8/5...**2017:** Selected to the AZL Postseason All-Star team...reached safety in 32 of 34 games...fell shy of qualifying for league leader status due to a shoulder injury, but had the 4th-highest OPS (1.089) in a rookie league prior to the injury on 8/3...**Notes:** Led the NJCAA Division II in AVG, OBP, SLG, HR, and BB as a sophomore at Itawamba JC in Fulton, Miss...was a unanimous first team selection on the MACJC All-State and NJCAA Region 23 list of honorees...batted .504/.638/.943 (71-141) with 15 doubles, 1 triples, 15 home runs, 57 RBI, 46 BB and just 11 K...named the Division 4, 1A Most Outstanding Offensive Player at Houlika (Miss.) HS, where he also starred as a running back on the gridiron and in basketball...had committed to Mississippi State...hometown of Houlika hosted a parade in his honor following the signing of his 1st pro contract.

YEAR	CLUB	AVG	G	AB	R	H	TB	2B	3B	HR	RBI	SH	SF	BB-I	SO	SB	CS	HP	GDP	OBP	SLG
2017	AZL Rangers	.350	35	120	35	42	74	13	2	5	29	0	1	22-1	26	3	1	2	3	.455	.617
2018	Hickory	.267	97	344	48	92	173	27	0	18	53	0	1	32-0	102	1	0	8	9	.343	.503
2019	Down East	.216	32	111	13	24	42	6	0	4	17	0	2	8-0	36	0	2	5	3	.294	.378
	AZL Rangers	.600	4	10	7	6	10	1	0	1	2	0	0	6-0	1	0	0	0	1	.750	1.000
	Hickory	.282	64	238	37	67	123	17	0	13	48	0	4	34-1	60	4	2	4	4	.375	.517
MINOR TOTALS		.281	232	823	140	231	422	64	2	41	149	0	8	102-2	225	8	5	19	20	.370	.513

RICHARDSON, GLEN**RHP**

Ht./Wt.: 6-1/200

Bats/Throws: R/R

Born: July 30, 1998 in North Canton, OH

Opening Day Age: 21

Resides: North Canton, OH

Acquired: Selected in the 29th round of the 2018 June draft...signed on June 14, 2018.

Signed By: Chris Collias

2019: Combined to go 2-1, 2.83 (11 ER/35.0 IP) in 19 G with Spokane and AZL Rangers, his 1st pro action...recorded multiple strikeouts in 15 of 19 G...opposition slashed .202/.320/.266/.586 w/ 5 XBH, HR, 3B, 3 2B)...2018: Did not see official game action while rehabbing from Aug. 2017 right elbow surgery...Notes: Pitched at Sinclair Community College in Ohio and missed the entire 2018 season while recovering from "Tommy John" surgery...with Sinclair in 2017, went 5-0 with a 2.91 ERA and 65 strikeouts in 43.1 innings...had committed to the U. of Cincinnati...attended Jackson (Ohio) High School.

YEAR	CLUB	W-L	ERA	G	GS	CG	SHO	SV	IP	H	R	ER	HR	HB	BB-I	SO	WP	BK
2019	Spokane	1-0	2.45	4	0	0	0	0	7.1	7	4	2	0	0	4-0	10	1	0
	AZL Rangers	1-1	2.93	15	0	0	0	1	27.2	18	11	9	1	3	15-0	36	2	0
MINOR TOTALS		2-1	2.83	19	0	0	0	1	35.0	25	15	11	1	3	19-0	46	3	0

RICUMSTRICK, OBIE**OF**

Ht./Wt.: 6-2/185

Bats/Throws: R/R

Born: July 20, 1998 in Mount Pleasant, MI

Opening Day Age: 21

Resides: Mount Pleasant, MI

Acquired: Selected in the 11th round of the 2017 June draft...signed on June 20, 2017.

Signed By: Roger Coryell

2019: Posted career highs in most categories including HR (6) and RBI (29)...made 56 starts in CF (26), LF (20), and RF (7)...2018: Combined to bat 1.93 (22-114) in 33 G with Spokane and AZL Rangers...2017: Saw action at shortstop, third base, and all 3 outfield spots in 1st pro season...batted .295/.366/.361/.727 over 1st 16 G and .169/.264/.195/.459 over final 23 G...Notes: Was a 3-sport standout in baseball, basketball, and football at Mount Pleasant (Mich.) HS...had originally committed to the U. of Cincinnati to play baseball...received scholarship offers for both baseball and football at Big 10, Big 12, and MAC schools...father, George, played football at Central Michigan and was the school's defensive line coach from 2013-18.

YEAR	CLUB	AVG	G	AB	R	H	TB	2B	3B	HR	RBI	SH	SF	BB-I	SO	SB	CS	HP	GDP	OBP	SLG
2017	AZL Rangers	.225	39	138	17	31	37	6	0	0	18	0	2	15-1	44	9	1	3	1	.310	.268
2018	Spokane	.119	13	42	3	5	12	1	0	2	3	0	0	1-0	25	0	0	2	1	.178	.286
	AZL Rangers	.236	20	72	13	17	27	2	1	2	8	0	1	7-0	32	4	1	2	0	.317	.375
2019	Spokane	.208	60	216	27	45	75	10	1	6	29	1	2	15-0	89	7	3	4	4	.270	.347
MINOR TOTALS		.209	132	468	60	98	151	19	2	10	58	1	5	38-1	190	20	5	11	6	.282	.323

ROBERT, DANIEL**RHP**

Ht./Wt.: 6-4/245

Bats/Throws: L/R

Born: Aug. 30, 1994 in Hoover, AL

Opening Day Age: 25

Resides: Hoover, AL

Acquired: Selected in the 21st round of the 2017 June draft...signed on May 10, 2018.

Signed By: Brian Morrison

2019: Named a Northwest League mid-season All-Star in pro debut...went 2-1, 0.99 (4 ER/36.1 IP) in 20 G with Hickory and Spokane...opponents slashed .138/.203/.203/.406 overall...was scoreless in final 14 G/24.2 IP with Spokane before 8/20 promotion to Hickory...2018: Did not see official game action after right elbow surgery on 6/28/17...Notes: Played 4 seasons at Auburn University, where he was primarily a position player...also had 14 mound appearances in college...batted .283 with 11 HR and 104 RBI in 196 total games...prepped at Briarwood Christian School in Hoover, Ala...father, Greg, was a football letterman at Auburn from 1968-69.

YEAR	CLUB	W-L	ERA	G	GS	CG	SHO	SV	IP	H	R	ER	HR	HB	BB-I	SO	WP	BK
2019	Spokane	2-0	0.33	16	0	0	0	3	27.2	12	2	1	0	1	5-0	37	1	0
	Hickory	0-1	3.12	4	0	0	0	1	8.2	5	3	3	1	1	3-0	13	0	0
MINOR TOTALS		2-1	0.99	20	0	0	0	4	36.1	17	5	4	1	2	8-0	50	1	0

ROBERTSON, WES**RHP**

Ht./Wt.: 6-1/195

Bats/Throws: R/R

Born: March 11, 1996 in Cheshire, CT

Opening Day Age: 24

Resides: Cheshire, CT

Acquired: Signed as a non-drafted free agent on June 21, 2017.

Signed By: Takeshi Sakurayama

2019: Went 3-0, 4.33 (13 ER/27.0 IP) in 14 G with Down East and Hickory...underwent 'Tommy John' ligament transplant surgery on 7/17...2018: Combined to go 2-1 with a 1.37 ERA (3 ER/19.2 IP) in 16 G with the AZL Rangers and Spokane...made season debut with AZL Rangers before promotion to Spokane on 7/14...did not allow an earned run across 11.1 IP during 9-G span from 7/22-8/25...2017: Appeared in 9 G with the AZL Rangers in 1st professional season...Notes: Played 3 seasons at Washington College in Chestertown, Md...spent the majority of his college career as a catcher before making the transition to pitcher due to injuries...logged 3.2 IP during his junior campaign...batted .292 over 88 career games as a position player...earned all-conference and all-division honors at Cheshire (Conn.) High School.

YEAR	CLUB	W-L	ERA	G	GS	CG	SHO	SV	IP	H	R	ER	HR	HB	BB-I	SO	WP	BK
2017	AZL Rangers	0-0	4.50	9	0	0	0	0	8.0	10	4	4	0	0	7-0	9	2	0
2018	AZL Rangers	0-0	0.00	2	0	0	0	1	2.0	0	0	0	0	0	1-0	6	0	0
	Spokane	2-1	1.53	14	0	0	0	0	17.2	18	6	3	0	0	8-0	13	2	0
2019	Hickory	2-0	1.38	6	0	0	0	1	13.0	6	2	2	1	0	5-0	10	3	0
	Down East	1-0	7.07	8	0	0	0	0	14.0	15	12	11	4	3	7-0	6	4	2
MINOR TOTALS		5-1	3.29	39	0	0	0	2	54.2	49	24	20	5	3	28-0	44	11	2

RODRIGUEZ, JOSE**1B/OF**

Ht./Wt.: 6-1/205

Bats/Throws: L/R

Born: Oct. 5, 2001 in El Tigre, VZ

Opening Day Age: 18

Resides: El Tigre, VZ

Acquired: Signed as a non-drafted free agent on July 2, 2018.

Signed By: Rafic Saab/Ross Fenstermaker/Jhonny Gomez

2019: In pro debut, ranked among DSL Rangers 1 club leaders in HR (T1st, 3), RBI (2nd, 43), games (2nd, 57), walks (3rd, 39), and doubles (T3rd, 9)...rated as the organization's 23rd-best prospect entering the season according to *Baseball America*...2018: Signed 1st pro contract on 7/2...checked in at no. 25 (MLB.com) and no. 36 (*Baseball America*) on the list of top international prospects in the 2018 class.

YEAR	CLUB	AVG	G	AB	R	H	TB	2B	3B	HR	RBI	SH	SF	BB-I	SO	SB	CS	HP	GDP	OBP	SLG
2019	DSL Rangers 1	.245	57	212	37	52	72	9	1	3	43	0	8	39-0	34	0	0	3	7	.359	.340

RODRIGUEZ, JOSUE**C**

Ht./Wt.: 5-10/170 Bats/Throws: R/R
 Opening Day Age: 20
 Acquired: Signed as a non-drafted free agent on Aug. 29, 2016.
 Signed By: Willy Espinal

Born: Dec. 27, 1999 in Santiago de los Caballeros, DR
 Resides: Santiago de los Caballeros, DR

2019: Combined to go 4-for-11 in 4 G with the AZL Rangers and DSL Rangers1...2017-18: Appeared in 41 G over 2 seasons in the DSL.

YEAR	CLUB	AVG	G	AB	R	H	TB	2B	3B	HR	RBI	SH	SF	BB-I	SO	SB	CS	HP	GDP	OBP	SLG
2017	DSL Rangers2	.091	8	11	1	1	1	0	0	0	1	0	0	1-0	5	0	0	2	0	.286	.091
2018	DSL Rangers2	.181	33	83	11	15	24	3	0	2	9	0	3	21-0	35	0	1	2	3	.349	.289
2019	DSL Rangers1	.000	2	4	1	0	0	0	0	0	0	0	0	3-0	0	0	0	0	1	.429	.000
	AZL Rangers	.571	2	7	1	4	4	0	0	0	0	0	0	1-0	1	0	0	0	0	.625	.571
MINOR TOTALS		.190	45	105	14	20	29	3	0	2	10	0	3	26-0	41	0	1	4	4	.362	.276

RODRIGUEZ, KEYBER**INF**

Ht./Wt.: 5-9/175 Bats/Throws: S/R
 Opening Day Age: 19
 Acquired: Signed as a non-drafted free agent on July 2, 2017.
 Signed By: Carlos Gonzalez

Born: Oct. 24, 2000 in Aragua, VZ
 Resides: Aragua, VZ

2019: Made stateside debut with AZL Rangers and ranked 2nd on club in HR (6)...made 35 starts at SS (15), 3B (14), and 2B (6)...entered season as Texas' 29th-best prospect according to *Baseball America*...2018: Made pro debut with DSL Rangers2...2017: Did not play after signing 1st professional contract...was rated as the club's 20th-best prospect following the season by *Baseball America*...Notes: Ranked as the 19th-best prospect in the 2017 international class by MLB.com.

YEAR	CLUB	AVG	G	AB	R	H	TB	2B	3B	HR	RBI	SH	SF	BB-I	SO	SB	CS	HP	GDP	OBP	SLG
2018	DSL Rangers2	.254	51	193	35	49	70	6	6	1	26	2	3	24-1	36	4	3	2	6	.338	.363
2019	AZL Rangers	.262	39	149	27	39	70	5	4	6	22	0	2	14-0	39	5	1	1	0	.325	.470
MINOR TOTALS		.257	90	342	62	88	140	11	10	7	48	2	5	38-1	75	9	4	3	6	.332	.409

RODRIGUEZ, RICARDO**RHP**

Ht./Wt.: 6-3/250 Bats/Throws: R/R
 Opening Day Age: 27
 Acquired: Signed as a non-drafted free agent on Dec. 13, 2010.
 Signed By: Rafic Saab/Mike Daly

Born: Aug. 31, 1992 in Maracay, VZ
 Resides: Maracay, VZ

2019: Missed entire season due to right shoulder impingement...2018: Had 4 appearances over 2 stints with Texas (6/18-20 and 7/5-20) after opening the year on the 60-day DL with right biceps tendinitis (3/26-5/29)...split balance of campaign between Round Rock and Frisco, combining to go 1-2 with a 2.51 ERA (8 ER/28.2 IP) in 25 G...his 1.3 BB/9 figure was a career low...had arthroscopic surgery on right shoulder in December...was not tendered a contract prior to the deadline on 11/30, making him a free agent, but re-signed with the organization on 2/5/19...2017: Opened campaign in High-A and finished season in the majors, compiling a 6.23 ERA (9 ER/13.0 IP) and 1.615 WHIP in 16 G with the Rangers...made ML debut on 8/14 vs. DET, whiffing 2 of 3 BF...named organization's Minor League Reliever of the Year after leading all Texas farmhands in saves...combined to go 5-1 with 17 saves, 1.34 ERA (7 ER/47.0 IP) in 35 G with Down East and Frisco, averaging 11.7 SO/9 and 1.9 BB/9...retired 45 consecutive BF in minors from 5/14-6/28...2016: Missed entire season following Tommy John ligament transplant surgery on 8/12/15 performed by Dr. Keith Meister...2015: Limited to 7 relief appearances due to a lengthy stint on the DL...opened the season in extended spring training and was promoted to Round Rock on 6/19...made a pair of relief appearances with the Express and was transferred to Hickory on 6/27...on DL, 7/22-end of the season, with right biceps tendinitis...2014: Was 3-4, 2.83 (19 ER/60.1 IP) over 12 starts with Hickory...went 2-1, 3.40 (16 ER/42.1 IP) with one save as a reliever...2013: Started the season with the DSL Rangers, eventually rising to Spokane in his stateside debut...combined to go 0-4 with a 3.09 ERA (11 ER/32.0 IP) and 12 saves with the DSL Rangers, AZL Rangers, and Spokane...opened the season with the DSL Rangers, was promoted to AZL Rangers on 6/18, then rose to Spokane on 8/4...2012: Led the DSL Rangers1 in appearances (26) and strikeouts (54)...2011: Made pro debut with the DSL Rangers...Notes: Ricardo Jose Rodriguez...attended E.T.P. Maracay HS in Venezuela, where he played amateur baseball in Liga Criollitos with Team Osos and Libertad.

YEAR	CLUB	W-L	ERA	G	GS	CG	SHO	SV	IP	H	R	ER	HR	HB	BB	SO	WP	BK	
2011	DSL Rangers	4-1	4.05	11	0	0	0	1	20.0	21	10	9	0	2	6-0	21	0	1	
2012	DSL Rangers	3-3	2.87	26	0	0	0	2	47.0	46	19	15	0	4	13-0	54	1	1	
2013	DSL Rangers	0-1	1.80	6	0	0	0	4	5.0	4	1	1	0	0	2-0	3	0	0	
	AZL Rangers	0-1	1.59	13	0	0	0	7	17.0	14	3	3	0	1	2-0	28	3	0	
	Spokane	0-2	6.30	7	0	0	0	1	10.0	13	9	7	2	0	2-0	11	1	0	
2014	Hickory	5-5	3.07	29	12	0	0	1	102.2	101	45	35	7	3	28-0	72	5	1	
2015	Round Rock	0-0	3.00	2	0	0	0	0	3.0	1	1	1	0	0	2-0	0	0	0	
	Hickory	1-0	3.00	5	0	0	0	1	12.0	17	6	4	0	0	2-0	9	1	0	
2016	INJURED - DID NOT PITCH																		
2017	Down East	3-1	1.41	23	0	0	0	12	32.0	15	5	5	0	1	9-1	44	0	1	
	Frisco	2-0	1.20	12	0	0	0	5	15.0	9	2	2	1	1	1-0	17	1	0	
	Texas	0-1	6.23	16	0	0	0	1	13.0	17	9	9	3	1	4-0	11	0	0	
2018	Frisco	0-0	3.00	3	0	0	0	0	3.0	2	1	1	1	0	0-0	1	0	0	
	Round Rock	1-2	2.45	22	0	0	0	3	25.2	20	8	7	1	0	4-0	27	0	0	
	Texas	0-0	4.05	4	0	0	0	0	6.2	11	3	3	0	0	1-1	3	0	0	
2019	INJURED - DID NOT PITCH																		
MAJOR TOTALS		0-1	5.49	20	0	0	0	1	19.2	28	12	12	3	1	5-1	14	0	0	
MINOR TOTALS		19-16	2.77	159	12	0	0	37	292.1	263	110	90	12	12	71-1	287	12	4	

RODRIGUEZ, VERRY**RHP**

Ht./Wt.: 6-2/215 Bats/Throws: R/R
 Opening Day Age: 22
 Acquired: Signed as a non-drafted free agent on Sept. 2, 2015.
 Signed By: Willy Espinal

Born: Oct. 15, 1997 in Santiago de los Caballeros, DR
 Resides: Moca, DR

2019: Named a South Atlantic League mid-season All-Star with Hickory...on injured list from 7/8-end of season with a right elbow sprain...over 13-start stretch from 4/9-7/4, ranked among SAL leaders (min. 50 IP) in opp. BA (2nd, .175), wins (T2nd, 7), ERA (5th, 2.08), and SO (9th, 85)...opp. BA and WHIP (0.90) figures were lowest among TEX minor-league pitchers with at least 70.0 IP...allowed 2-or-fewer ER in 11 of 13 GS, opening the season 4-2, 1.95 (8 ER/37.0 IP) through his first 7 outings...tallied career-high 12 SO over 5.0 IP on 5/6 at Kannapolis...2018: Registered the 2nd-lowest

qualifying ERA among Texas farmhands (2.64-Tyler Phillips)...pitched stateside for the 1st time in his career, beginning campaign with the AZL Rangers before promotion to Spokane for the final month of the season...ranked among AZL leaders (min. 35 IP) in BB/9 (1st, 0.70), SO/9 (1st, 12.91) and WHIP (6th, 1.07)...tossed quality starts in 3 of 4 outings for Spokane...matched the longest scoreless outing of his career on 8/17 at Vancouver (7.0 SHO IP, 4 H, 1 BB, 6 SO)...made 2 postseason starts for the Indians, including Game 1 of the NWL Semifinals: 0-1, 6.23 (6 ER/8.2 IP)...**2017:** Had one start with the DSL Rangers 1...**2018:** Made pro debut with DSL Rangers.C2

YEAR	CLUB	W-L	ERA	G	GS	CG	SHO	SV	IP	H	R	ER	HR	HB	BB-I	SO	WP	BK
2016	DSL Rangers2	4-3	2.66	16	6	0	0	2	50.2	53	19	15	0	4	10-0	38	8	0
2017	DSL Rangers1	1-0	0.00	2	1	0	0	0	6.0	6	0	0	0	0	1-0	3	0	0
2018	AZL Rangers	2-2	3.52	8	6	0	0	0	38.1	38	16	15	1	2	3-0	55	0	0
	Spokane	3-0	1.82	4	4	0	0	0	24.2	22	6	5	2	1	5-0	27	1	0
2019	Hickory	7-3	2.08	13	13	0	0	0	73.2	45	20	17	5	5	21-0	85	2	0
MINOR TOTALS		17-8	2.42	43	30	0	0	2	193.1	164	61	52	8	12	40-0	208	11	0

ROLLIN, FRANKLIN

OF

Ht./Wt.: 5-10/190

Bats/Throws: R/R

Born: Aug. 26, 1995 in La Romana, DR

Opening Day Age: 24

Resides: La Romana, DR

Acquired: Signed as a non-drafted free agent on Nov. 9, 2013.

Signed By: Danilo Troncoco

2019: Combined to bat .175 (22-126) with 1 HR and 11 RBI in 42 G with Nashville, Frisco, and Down East...appeared in 4 G for Toros in the Dominican Winter League...**2018:** Combined to bat .240 (76-317) with 7 HR and 25 RBI in 96 G with each of Texas' top four affiliates...batted .211 (34-161) through 50 G before posting .269 (42-156) mark in final 46 G...batted .231 (6-26) in 12 G for Toros in the DWL...**2017:** Combined to bat .223 (79-354) through 5 HR and 36 RBI in a career-high 102 G with Down East, Hickory, and Spokane...outside of appearances with Down East and Spokane from 6/23-7/6, spent entire season with Hickory...**2018:** Led the DSL in batting (.377), runs (64), hits (93), and stolen bases (36)...tied for the league lead in triples (1) and caught stealings (9)...**2015:** Returned to the DSL and led the DSL Rangers 1 in runs (50), hits (76), and stolen bases (12)...**2014:** In pro debut, ranked among DSL Rangers2 leaders in runs (1st, 68), games (1st, 70), triples (1st, 5), hits (2nd, 78), stolen bases (2nd, 23), and doubles (2nd, 15)...the 68 runs scored led the DSL circuit...**Notes:** Signed by Texas as a non-drafted free agent on 11/9/13.

YEAR	CLUB	AVG	G	AB	R	H	TB	3B	HR	RBI	SH	SF	BB-I	SO	SB	CS	HP	GDP	OBP	SLG	
2014	DSL Rangers2	.269	70	290	68	78	106	15	5	1	28	3	4	15-0	46	23	7	30	7	.363	.366
2015	DSL Rangers1	.313	63	243	50	76	97	8	5	1	32	8	3	23-0	27	12	10	9	6	.388	.399
2016	DSL Rangers1	.377	61	247	64	93	139	12	11	4	36	3	1	23-1	26	36	13	6	2	.440	.563
2017	Hickory	.235	92	315	42	74	111	12	5	5	35	1	2	9-0	67	16	9	6	5	.268	.352
	Down East	.139	9	36	4	5	7	2	0	0	1	0	0	3-0	7	1	0	0	1	.205	.194
	Spokane	.000	1	3	0	0	0	0	0	0	0	0	0	0-0	2	0	0	0	0	.000	.000
2018	Down East	.222	58	189	23	42	62	6	1	4	13	1	3	20-0	34	4	3	3	4	.302	.328
	Hickory	.296	9	27	6	8	12	1	0	1	2	0	0	5-0	3	8	2	0	1	.406	.444
	Round Rock	.235	19	68	8	16	23	4	0	1	5	1	0	4-0	9	2	4	1	1	.288	.338
	Frisco	.303	10	33	5	10	18	3	1	1	5	0	0	2-0	8	3	0	1	1	.361	.545
2019	Frisco	.211	11	38	6	8	12	1	0	1	7	2	0	4-0	7	2	1	3	1	.333	.316
	Nashville	.100	8	20	3	2	2	0	0	0	1	0	1	1-0	8	1	0	0	0	.143	.100
	Down East	.176	23	68	3	12	14	0	1	0	4	1	1	3-0	16	1	5	0	1	.208	.206
MINOR TOTALS		.269	434	1577	282	424	603	64	29	19	168	21	14	112-1	260	109	54	59	30	.338	.382

ROSARIO, LUIS

RHP

Ht./Wt.: 5-11/195

Bats/Throws: R/R

Born: Feb. 8, 1997 in Tenares, DR

Opening Day Age: 22

Resides: Tenares, DR

Acquired: Signed as a non-drafted free agent on Feb. 13, 2014.

Signed By: Willy Espinal

2019: Tied for Spokane club lead in wins (5) and ranked 2nd in innings (49.0)...had a 5.02 ERA thru 4 G/1 GS before going 4-0, 1.82 (7 ER/34.2 IP) over final 8 G...**2018:** Combined to go 1-4 with a 5.65 ERA (23 ER/36.2 IP) in 13 G/6 GS with Spokane and AZL Rangers...was 1-1 with a 3.63 ERA (7 ER/17.1 IP) in 7 relief outings compared to 0-3 with a 7.45 ERA (16 ER/19.1 IP) in 6 starts...**2014-17:** Spent 4 seasons in the Dominican program, going 17-11 with a 3.71 ERA (95 ER/230.1 IP) in 51 games/44 starts...**Notes:** Twin brother, Ronald, played in the Seattle organization from 2014-18.

YEAR	CLUB	W-L	ERA	G	GS	CG	SHO	SV	IP	H	R	ER	HR	HB	BB-I	SO	WP	BK
2014	DSL Rangers2	2-3	5.37	17	11	0	0	1	58.2	79	43	35	4	2	20-0	45	7	0
2015	DSL Rangers1	7-0	3.30	12	12	0	0	0	62.2	69	30	23	3	3	6-0	46	3	1
2016	DSL Rangers2	6-5	4.13	12	12	1	1	0	61.0	83	38	28	2	2	8-0	46	6	0
2017	DSL Rangers1	2-3	1.69	10	9	0	0	0	48.0	34	23	9	1	2	3-0	43	7	1
2018	Spokane	0-1	19.29	1	0	0	0	0	2.1	8	7	5	0	0	1-1	1	1	0
	AZL Rangers	1-3	4.72	12	6	0	0	1	34.1	33	19	18	3	2	15-1	38	6	1
2019	Spokane	5-1	2.76	12	1	0	0	0	49.0	46	19	15	3	0	10-0	40	3	1
MINOR TOTALS		23-16	3.79	76	51	1	1	2	316.0	352	179	133	16	11	63-2	259	33	4

ST. JOHN, LOCKE

LHP

Ht./Wt.: 6-1/205

Bats/Throws: L/L

Born: Jan. 31, 1993 in Birmingham, AL

Opening Day Age: 27

Resides: Pell City, AL

Acquired: Selected in the minor league phase of the Rule 5 Draft on Dec. 14, 2017.

Signed By: Bryson Barber (Detroit)

2019: Made 7 relief app. for the Rangers in his 1st ML action spanning 3 stints: 6/20-7/5, 7/31-8/5, and 8/21-22...made ML debut on 6/25 at DET (0.2 IP, 0 H, 0 R)...was designated for assignment on 9/1 and cleared waivers before he was assigned outright to Nashville on 9/3...spent the balance of the year in the minors with Nashville and Frisco, combining to go 5-4, 4.38 (24 ER/49.1 IP) over 39 G...spent the 1st 2 months of the season with Frisco before a 6/6 promotion to Nashville...ranked 7th in the Texas League (min. 25 IP) with a 1.52 ERA...**2018:** Combined to go 6-3 with a 2.67 ERA (18 ER/60.2 IP) in 40 relief outings with Down East and Frisco...his 2.06 ERA ranked 6th in Carolina League (min. 40 IP)...began season with Down East and ended season with Frisco, one of two stints with the RoughRiders...**2017:** Worked almost exclusively out of the bullpen for the 1st time in his career...held opponents to a .224/.281/.336/.617 slash line...**2016:** Was a member of the Opening Day roster at Connecticut (R) and ranked among the New York-Penn League leaders in innings (1st, 89.1), ERA (2nd, 2.12), strikeouts (3rd, 71), wins (4th, 6), and WHIP (10th, 1.16)...**2015:** Combined to go 3-10 with a 4.55 ERA (58 ER/114.2 IP) over 26 G/20 GS with the GCL Tigers (R), Connecticut, and Lakeland (A+)...**2014:** Was 2-4 with a 5.12 ERA (26 ER/45.2 IP) over 10 G/ GS with Lakeland and the GCL Tigers in his 1st pro season...**Notes:** Originally selected by Detroit in the 32nd round of the 2014 June draft out of the University of South Alabama...also attended Southern Union (Ala.) CC...recorded 107 strikeouts as a senior at Pell City (Ala.) HS.

YEAR	CLUB	W-L	ERA	G	GS	CG	SHO	SV	IP	H	R	ER	HR	HB	BB-I	SO	WP	BK
2014	GCL Tigers	0-0	1.50	2	2	0	0	0	6.0	4	1	1	0	1	3-0	7	1	0
	Lakeland	2-4	5.67	8	8	0	0	0	39.2	54	27	25	3	0	15-0	18	3	0
2015	Lakeland	2-10	5.00	19	19	0	0	0	93.2	112	59	52	2	6	39-0	47	10	0
	GCL Tigers	1-0	0.69	3	1	0	0	0	13.0	7	1	1	1	0	5-0	18	1	0
2015	Connecticut	0-0	5.63	2	0	0	0	0	8.0	11	5	5	1	0	1-0	11	1	0
2016	Connecticut	6-7	2.12	15	15	0	0	0	89.1	78	32	21	3	3	26-0	71	5	1
2017	West Michigan	1-5	2.94	27	1	0	0	2	64.1	54	23	21	6	3	17-0	74	3	0
2018	Down East	4-3	2.06	29	0	0	0	3	43.2	30	14	10	4	7	15-0	61	2	0
	Frisco	2-0	4.24	11	0	0	0	0	17.0	16	8	8	3	1	8-1	17	2	0
2019	Frisco	3-2	1.52	22	0	0	0	4	29.2	21	8	5	2	1	13-0	42	1	0
	Nashville	2-2	8.69	17	0	0	0	0	19.2	19	19	4	1	1	11-2	23	2	0
	Texas	0-0	5.40	7	0	0	0	0	6.2	7	4	4	0	0	4-0	5	0	0
MAJOR TOTALS		0-0	5.40	7	0	0	0	0	6.2	7	4	4	0	0	4-0	5	0	0
MINOR TOTALS		23-33	3.57	155	46	0	0	9	424.0	406	197	168	29	23	153-3	389	31	1

SANTIAGO, MANUEL **LHP**

Ht./Wt.: 6-0/175 Bats/Throws: L/L Born: Oct. 15, 1999 in Maracaibo, VZ
 Opening Day Age: 20 Resides: Maracaibo, VZ

Acquired: Signed as a non-drafted free agent on March 22, 2017.
 Signed By: Danilo Troncoso

2019: Went 7-1, 2.84 (18 ER/57.0 IP) in 14 G/9 GS with Down East, AZL Rangers, and DSL Rangers1...opponents batted .217/.262/.341/.603 overall...2018: Returned to DSL and substantially increased strikeouts per 9 innings rate to 10.8 from 6.9 in 2017...2017: Logged the 2nd-most innings on DSL Rangers2 staff in pro debut.

YEAR	CLUB	W-L	ERA	G	GS	CG	SHO	SV	IP	H	R	ER	HR	HB	BB-I	SO	WP	BK
2017	DSL Rangers2	4-4	3.65	13	11	0	0	0	61.2	62	31	25	4	0	6-0	47	2	1
2018	DSL Rangers1	4-0	2.84	6	6	1	1	0	31.2	31	10	10	3	0	3-0	38	3	1
2019	DSL Rangers1	4-0	1.93	6	6	0	0	0	32.2	25	10	7	1	0	3-0	38	1	0
	AZL Rangers	3-0	3.57	7	2	0	0	0	22.2	20	11	9	3	1	7-0	17	1	0
	Down East	0-1	10.80	1	1	0	0	0	1.2	2	2	2	1	0	3-0	0	1	0
MINOR TOTALS		15-5	3.17	33	26	1	1	0	150.1	140	64	53	12	1	22-0	140	8	2

SCHILTZ, LUKE **RHP**

Ht./Wt.: 6-4/200 Bats/Throws: R/R Born: July 2, 2000 in Lawrenceville, GA
 Opening Day Age: 19 Resides: Cartersville, GA

Acquired: Selected in the 24th round of the 2019 June draft...signed on June 11, 2019.
 Signed By: Cliff Terracosa

2019: Made pro debut with AZL Rangers...Notes: Pitched one season at Stoneman Douglas (Fla.) High School, going 4-3 with a 2.61 ERA and 51 SO in 45.2 IP as the Eagles' No. 2 pitcher...began high school career at Cartersville (Ga.) High School.

YEAR	CLUB	W-L	ERA	G	GS	CG	SHO	SV	IP	H	R	ER	HR	HB	BB-I	SO	WP	BK
2019	AZL Rangers	1-0	4.30	11	0	0	0	0	14.2	11	7	7	1	1	6-0	9	2	0

SEISE, CHRIS **INF**

Ht./Wt.: 6-2/200 Bats/Throws: R/R Born: January 6, 1999 in Schenectady, NY
 Opening Day Age: 21 Resides: Winter Garden, FL

Acquired: Selected in the first round (29th overall) of the 2017 June draft...signed on June 16, 2017.
 Signed By: Brett Campbell

2019: Limited to 21 G with Hickory...underwent surgery to repair labrum tear in his left shoulder on 5/8...checked in at no. 17 on the list of top Rangers prospects entering 2019 (Baseball America)...2018: Underwent right shoulder surgery on 5/30 and missed the entire season...entered the season as organization's 10th-best prospect according to Baseball America...2017: Earned Postseason All-Star honors in the Arizona League and was named the 12th-best prospect on the circuit by Baseball America...batted .284/.330/400/730 (61-215) in 51 games with the AZL Rangers and Spokane...began pro career with AZL Rangers and was 0-for-4 with 3 K in debut before hitting .348/.408/.527/.935 (39-112) over final 26 games with the club...was promoted to Spokane on 8/3 for the remainder of the season...was 4-for-36 (111) in 1st 9 G with the Indians and 18-for-64 (.286) in final 15 G...participated in the fall instructional league...Notes: Batted .413 (31-for-75) with 31 R, 24 RBI, and 16 XBH as a senior at West Orange High School in Winter Garden, Fla...high school teammate of 2016 3rd round pick Kole Enright...also played for the Orlando Scorpions travel team, alongside 2016 first-round pick Cole Ragans...brother, Anthony, was selected by the Colorado Rockies in the 20th round of the 2012 June Draft...had committed to the University of Central Florida.

YEAR	CLUB	AVG	G	AB	R	H	TB	2B	3B	HR	RBI	SH	SF	BB-I	SO	SB	CS	HP	GDP	OBP	SLG	
2017	AZL Rangers	.336	27	116	23	39	59	5	3	3	27	0	1	9-0	30	5	0	3	0	.395	.509	
	Spokane	.222	24	99	10	22	27	3	1	0	9	0	1	4-0	30	1	1	0	2	.250	.273	
2018	INJURED - DID NOT PLAY																					
2019	Hickory	.241	21	87	12	21	31	4	3	0	6	0	1	3-0	33	6	5	1	1	.272	.356	
MINOR TOTALS		.272	72	302	45	82	117	12	7	3	42	0	3	16-0	93	12	6	4	3	.314	.387	

SERRANO JR., FLORENCIO **RHP**

Ht./Wt.: 6-0/205 Bats/Throws: R/R Born: Feb. 23, 2000 in Corpus Christi, TX
 Opening Day Age: 20 Resides: Tijuana, Mexico

Acquired: Signed as a minor league free agent on March 27, 2019.
 Signed By: Efrain Lara

2019: Went 3-3, 6.49 (25 ER/34.2 IP) in 10 G/6 GS with Spokane and AZL Rangers in his organizational debut...Notes: Attended Robstown (Texas) High School and went 12-1 with a 1.18 ERA as a freshman in 2016, then moved to Mexico and pitched for the Tijuana Toros...had originally signed with the Chicago Cubs on 7/31/17.

YEAR	CLUB	W-L	ERA	G	GS	CG	SHO	SV	IP	H	R	ER	HR	HB	BB-I	SO	WP	BK
2019	Spokane	0-2	12.91	3	3	0	0	0	7.2	14	13	11	3	1	7-0	9	2	0
	AZL Rangers	3-1	4.67	7	3	0	0	0	27.0	26	18	14	5	3	12-0	24	2	0
MINOR TOTALS		3-3	6.49	10	6	0	0	0	34.2	40	31	25	8	4	19-0	33	4	0

SLATEN, JUSTIN**RHP**

Ht./Wt.: 6-5/220 Bats/Throws: R/R Born: Sept. 15, 1997 in Columbus, TX
 Opening Day Age: 22 Resides: Hallsville, TX
 Acquired: Selected in the 3rd round of the 2019 June draft...signed on June 12, 2019.
 Signed By: Levi Lacey

2019: Averaged 12.1 strikeouts per 9 innings over 11 G/10 GS in pro debut...**Notes:** Played 3 seasons at the University of New Mexico...went 5-5 with a 2.51 ERA (23 ER/82.1 IP) and 36 BB/98 SO over 13 GS in 2019 as the team's Friday starter, earning Second Team All-Mountain West honors...ranked among conference leaders in ERA (2nd, 2.51), SO (3rd, 98), opp. BA (3rd, .215), and IP (16th, 82.1) as a junior...named Northwoods League Pitcher of the Year in 2018 for the Eau Claire Express...attended Hallsville (Texas) High School, where he went 6-5 with a 1.49 ERA and 18 BB/105 SO in 75 IP as a senior.

YEAR	CLUB	W-L	ERA	G	GS	CG	SHO	SV	IP	H	R	ER	HR	HB	BB-I	SO	WP	BK
2019	AZL Rangers	0-0	0.00	1	0	0	0	0	1.0	0	0	0	0	0	0-0	1	0	0
	Spokane	0-2	6.46	10	10	0	0	0	15.1	21	13	11	2	0	7-0	21	1	0
MINOR TOTALS		0-2	6.06	11	10	0	0	0	16.1	21	13	11	2	0	7-0	22	1	0

SMITH, CHAD**OF**

Ht./Wt.: 6-0/200 Bats/Throws: L/L Born: Sept. 30, 1997 in Snellville, GA
 Opening Day Age: 22 Resides: Snellville, GA
 Acquired: Selected in the 5th round of the 2015 June draft...signed on June 16, 2015.
 Signed By: Derrick Tucker

2019: Missed majority of season to injury, as he was on injured list from 4/28-end of season with a left shoulder sprain...2018: Appeared in 15 G on rehab assignment with Hickory and AZL Rangers...was on DL, 5/1-end of season, with right shoulder strain...2017: Appeared in 39 G with Spokane before season-ending shoulder injury...2016: Received All-Star honors in the Northwest League after opening the season as the 2nd-youngest player on the circuit...ranked among the Spokane team leaders in doubles (2nd), RBI (3rd), and home runs (3rd)...hit .312 (.24-77) over 1st 18 games, but batted .187 (25-134) over next 35 games to drop season average to .232...2015: Logged time at all 3 outfield spots and first base for the AZL Rangers...**Notes:** Was a two-time Georgia 6A All-Region 8 first-team selection at South Gwinnett (Ga.) High School...chosen as a 2015 Perfect Game 2nd Team All-American and Southeast All-Region 1st Team...listed just outside of *Baseball America's* top-50 outfield prospects and was ranked at No. 196 in the publication's Top-200 Prospects list (99th among position players)...*Baseball America* also tabbed him the 13th-best prospect in the state of Georgia...was the sixth-youngest position player in the 2015 draft at 17 years, 252 days...had committed to the University of Georgia.

YEAR	CLUB	AVG	G	AB	R	H	TB	2B	3B	HR	RBI	SB	SF	BB-I	SO	SB	CS	HP	GDP	OBP	SLG
2015	AZL Rangers	.218	47	165	13	36	52	7	3	1	23	0	0	8-0	56	3	4	2	1	.263	.315
2016	Spokane	.242	61	236	29	57	79	13	0	3	25	0	2	23-1	73	4	0	2	2	.312	.335
2017	Spokane	.277	39	141	24	39	63	15	0	3	13	0	0	16-1	50	11	3	1	1	.354	.447
2018	Hickory	.095	13	42	4	4	7	1	1	0	2	1	0	3-0	19	0	1	0	1	.156	.167
	AZL Rangers	.000	2	3	0	0	0	0	0	0	0	0	0	2-0	3	0	1	0	0	.400	.000
2019	Hickory	.150	7	20	2	3	9	0	0	2	4	1	0	2-0	8	0	1	0	0	.227	.450
MINOR TOTALS		.229	169	607	72	139	210	36	4	9	67	2	2	94-2	209	18	10	5	5	.296	.346

SMITH, JOSH**LHP**

Ht./Wt.: 6-5/250 Bats/Throws: L/L Born: Feb. 5, 1997 in Saline, MI
 Opening Day Age: 23 Resides: Saline, MI
 Acquired: Selected in the 25th round of the 2018 June draft...signed on June 19, 2018.
 Signed By: Chris Collias

2019: In pro debut, combined to go 3-2, 2.91 (11 ER/34.0 IP) in 20 G with Spokane and the AZL Rangers...was scoreless in 12 of 20 outings...began season with Spokane, was transferred to AZL on 6/24, and returned to Spokane on 7/28...2018: Did not see official game action due to injury prior to draft...**Notes:** Pitched one season at Grand Valley State University...in 2018, went 2-1 with a 1.12 ERA and 25 strikeouts in 24.0 innings while limiting opponents to .129 average...transferred from the University of Kentucky, where he made 8 appearances in 2016-17...attended Saline (Mich.) High School...father, David, played basketball at the University of Michigan-Dearborn.

YEAR	CLUB	W-L	ERA	G	GS	CG	SHO	SV	IP	H	R	ER	HR	HB	BB-I	SO	WP	BK
2019	Spokane	2-1	2.84	12	0	0	0	0	19.0	21	7	6	1	1	13-1	12	3	0
2019	AZL Rangers	1-1	3.00	8	0	0	0	1	15.0	15	8	5	1	1	3-0	19	1	0
MINOR TOTALS		3-2	2.91	20	0	0	0	1	34.0	36	15	11	2	2	16-1	31	4	0

SNYDER, NICK**RHP**

Ht./Wt.: 6-4/195 Bats/Throws: R/R Born: Oct. 10, 1995 in Palm City, FL
 Opening Day Age: 24 Resides: Palm City, FL
 Acquired: Selected in the 19th round of the 2017 June draft...signed on June 23, 2017.
 Signed By: Cliff Terracosa

2019: Ranked 2nd on Hickory staff in games (33) and saves (6)...posted a 5.25 ERA thru 1st 16 G and had a 1.24 ERA over final 17 G...opponents batted .237/.305/.335/.640 overall...made 9 app. for Surprise in the Arizona Fall League, going 2-0, 5.40 (6 ER/10.0 IP)...2018: Worked exclusively in relief in return to the AZL Rangers...opposition batted .309/.377/.455/.832...2017: Appeared in 5 G with the AZL Rangers in 1st pro season...**Notes:** Was a shortstop at Indian River State College and earned Florida NJCAA Defensive Player of the Year honors in 2017...logged just 4 G/2.2 IP on the mound.

YEAR	CLUB	W-L	ERA	G	GS	CG	SHO	SV	IP	H	R	ER	HR	HB	BB-I	SO	WP	BK
2017	AZL Rangers	0-0	1.29	5	0	0	0	0	7.0	6	2	1	0	1	0-0	6	0	0
2018	AZL Rangers	1-0	6.00	12	0	0	0	0	12.0	17	9	8	0	0	6-0	12	3	0
2019	Hickory	5-3	3.06	33	0	0	0	6	53.0	46	18	18	3	1	18-1	60	3	1
MINOR TOTALS		6-3	3.38	50	0	0	0	6	72.0	69	29	27	3	2	24-1	78	6	1

SPARKS, WYATT

RHP

Ht./Wt.: 6-3/200 Bats/Throws: R/R Born: Sept. 27, 1999 in Springfield, MO
 Opening Day Age: 20 Resides: Aurora, MO
 Acquired: Selected in the 23rd round of the 2018 June draft...signed on July 3, 2018.
 Signed By: Dustin Smith

2019: Made pro debut with Spokane...on injured list from 6/21-end of season with a bone spur in his right elbow...2018: Did not see official game action...**Notes:** Attended Aurora (Mo.) High School...team won a state championship with a 30-1 record in 2018, with Sparks going 11-1 with a 0.93 ERA and 143 strikeouts...had committed to Missouri State University prior to signing.

YEAR	CLUB	W-L	ERA	G	GS	CG	SHO	SV	IP	H	R	ER	HR	HB	BB-I	SO	WP	BK
2019	Spokane	0-1	5.40	1	1	0	0	0	3.1	5	2	2	0	0	2-0	2	1	0

SPEAS, ALEX

RHP

Ht./Wt.: 6-3/225 Bats/Throws: R/R Born: March 4, 1998 in Powder Springs, GA
 Opening Day Age: 22 Resides: Desoto, TX
 Acquired: Selected in the 2nd round of the 2016 June draft...signed on June 14, 2016.
 Signed By: Derrick Tucker

2019: Made 2 rehab appearances with AZL Rangers in return from injury...tabbed as club's 30th-best prospect and organization's "Best Slider" entering the season (*Baseball America*)...2018: Chosen as the 26th-best prospect in the Texas system prior to the season by *Baseball America*...limited to just 28.2 IP before season-ending "Tommy John" ligament transplant surgery on 6/25...prior to the injury, averaged a career-best 15.4 SO/9 and held opposing batters to a .155 average (16-103)...2017: Split campaign between the Spokane rotation and bullpen in 1st full season...ranked the 12th-best prospect in the Northwest League by *Baseball America*...was 0-6, 10.89 (23 ER/19.0 IP) as a starter and 1-0, 0.00 (0 ER/14.2 IP) as a reliever...began the season in the Spokane rotation and took the loss in 6 of 7 outings with opponents batting .304/.414/.570/.984...moved to the bullpen on 7/30 and allowed 5 R-0 ER over 14.2 IP, while holding opposing batters to a .098/.242/.137/.379 slash line...whiffed 29 of 63 (46.0%) batters faced as a reliever...opponents were 0-for-21 with 15 SO in 7.0 scoreless innings over his final 4 outings...2016: Tossed 8.1 scoreless innings with 11 strikeouts over 4 games/3 starts in his pro debut...**Notes:** Graduated from McEachern High School in Powder Springs, Ga., where he was an Under Armour All-American as a senior...was rated the 41st-best prospect overall by *Baseball America*, while the same publication tabbed the 18-year-old as the 11th-best high school pitching prospect...had committed to Auburn University.

YEAR	CLUB	W-L	ERA	G	GS	CG	SHO	SV	IP	H	R	ER	HR	HB	BB-I	SO	WP	BK
2016	AZL Rangers	0-0	0.00	4	3	0	0	0	8.1	4	0	0	0	1	7-0	11	2	2
2017	Spokane	1-6	6.15	16	7	0	0	1	33.2	29	31	23	5	2	25-0	45	7	5
2018	Hickory	2-0	2.20	20	0	0	0	6	28.2	16	10	7	1	0	21-0	49	5	0
2019	AZL Rangers	0-0	0.00	2	2	0	0	0	1.0	1	0	0	0	0	2-0	2	0	0
MINOR TOTALS		3-6	3.77	42	12	0	0	7	71.2	50	41	30	6	3	55-0	107	14	7

STARR, NICK

RHP

Ht./Wt.: 6-3/205 Bats/Throws: R/R Born: Dec. 3, 1996 in Memphis, TN
 Opening Day Age: 23 Resides: Magnolia, AR
 Acquired: Signed as a minor league free agent on July 13, 2018.
 Signed By: Josh Simpson

2019: Combined to go 2-3, 5.45 (23 ER/38.0 IP) in 23 G with Hickory and Spokane...assigned to Spokane on 6/21 for remainder of season and limited NWL opponents to a .179/.284/.242/.527 slash line...2018: Made 4 relief appearances for the AZL Rangers in his 1st pro season...signed by Texas on 7/13...**Notes:** Originally drafted by CIN in the 19th round of the 2018 June draft, but did not sign...played collegiately at Southern Arkansas University and Connors State College...notched 6 saves at SAU in 2018, whiffing 46 batters in 31.0 innings...attended Conway (Ark.) High School.

YEAR	CLUB	W-L	ERA	G	GS	CG	SHO	SV	IP	H	R	ER	HR	HB	BB-I	SO	WP	BK
2018	AZL Rangers	0-1	2.70	4	0	0	0	0	3.1	3	1	1	0	0	0-0	4	2	0
2019	Hickory	1-0	11.91	8	0	0	0	0	11.1	19	16	15	2	0	8-0	13	3	0
	Spokane	1-3	2.70	15	0	0	0	1	26.2	17	12	8	0	0	14-2	31	4	0
MINOR TOTALS		2-4	5.23	27	0	0	0	1	41.1	39	29	24	2	0	22-2	48	9	0

STONE, COREY

LHP

Ht./Wt.: 6-2/195 Bats/Throws: L/L Born: Dec. 27, 1998 in Columbia, SC
 Opening Day Age: 21 Resides: Prosperity, SC
 Acquired: Selected in the 26th round of the 2019 June draft...signed on June 13, 2019.
 Signed By: Derrick Tucker

2019: Made pro debut with AZL Rangers...**Notes:** Pitched collegiately at Walters State (Tenn.) Community College following one year at the University of South Carolina...went 9-2 with a 2.59 ERA over 15 starts in 2019 at Walters State...named The State's Baseball Player of the Year and Class 3A Player of the Year as a senior at Mid-Carolina (S.C.) High School...went 8-0 with a 1.02 ERA and 86 SO in 61.2 IP on the mound, and batted .396 with 3 HR and 23 RBI at the plate as a senior...also selected by Texas in the 27th round of the 2017 June draft, but did not sign.

YEAR	CLUB	W-L	ERA	G	GS	CG	SHO	SV	IP	H	R	ER	HR	HB	BB-I	SO	WP	BK
2019	AZL Rangers	1-3	8.44	15	3	0	0	0	21.1	33	25	20	3	1	13-0	22	0	0

STRAHM, KELLEN

OF

Ht./Wt.: 6-1/220 Bats/Throws: R/R Born: April 25, 1997 in Eugene, OR
 Opening Day Age: 22 Resides: San Jose, CA
 Acquired: Selected in the 5th round of the 2019 June draft...signed on June 11, 2019.
 Signed By: Patrick Perry

2019: Named a Northwest League mid-season All-Star...ranked among NWL leaders in OBP (4th, .387), R (5th, 40), OPS (9th, .779), BB (19th, 32), and BA (10th, .278)...made 51 starts at CF (37 GS), LF (11 GS), and RF (3 GS)...batted .304 (45-158) vs. RHP and .196 (9-46) vs. LHP...**Notes:** Was a 3-year starter in center field at San Jose State University...named First Team All-Mountain West as a senior after leading conference in BA (.382) and finishing 2nd in OBP (.487)...was a lifetime .316 hitter with 184 hits, 124 runs, and 57 RBI...redshirted as a freshman at Lane (Ore.) Community College...graduated from Sheldon High School in Eugene, Ore., in 2015...lettered in baseball, basketball, and football...named *The Oregonian/OregonLive* Athlete of the Year as a senior...father, Curt, was an All-American wrestler at the University of Oregon and his mother, Kim, is a member of the University of Oregon's Athletic Hall of Fame as a softball player...older brother, Connor, played football at the University of Montana.

YEAR	CLUB	AVG	G	AB	R	H	TB	2B	3B	HR	RBI	SH	SF	BB-I	SO	SB	CS	HP	GDP	OBP	SLG
2019	AZL Rangers	.750	1	4	2	3	3	0	0	0	4	0	0	1-0	0	1	0	0	0	.800	.750
	Spokane	.278	50	194	40	54	76	5	1	5	24	1	1	32-0	46	12	1	3	2	.387	.392
MINOR TOTALS		.288	51	198	42	57	79	5	1	5	28	1	1	33-0	46	13	1	3	2	.396	.399

TEJADA, LEURY

RHP

Ht./Wt.: 6-0/175 Bats/Throws: R/R Born: Dec. 24, 1999 in Santo Domingo, DR
 Opening Day Age: 20 Resides: Bronx, NY
 Acquired: Selected in the 10th round of the 2018 June draft...signed on June 18, 2018.
 Signed By: Takeshi Sakurayama

2019: Combined to go 2-3, 4.05 (15 ER/33.1 IP) in 12 G/7 GS with Spokane and AZL Rangers...promoted to Spokane on 7/7...held Northwest League batters to a .202/.340/.274/.614 slash line...2018: Registered 9.9 SO/9 in 8 G/2 GS with the AZL Rangers in his 1st professional season...Notes: Prepped at Walton High School in New York City...named 2018 Class AA Player of the Year by the New York State Sportswriters Association...during junior season in 2017, did not allow an earned run in the regular season while pitching to an 8-1 record with 44 strikeouts in 44 innings.

YEAR	CLUB	W-L	ERA	G	GS	CG	SHO	SV	IP	H	R	ER	HR	HB	BB-I	SO	WP	BK
2018	AZL Rangers	1-1	3.31	8	2	0	0	0	16.1	15	10	6	1	2	6-0	18	4	0
2019	AZL Rangers	1-1	7.04	4	0	0	0	0	7.2	10	6	6	0	0	3-0	7	2	0
	Spokane	1-2	3.16	8	7	0	0	0	25.2	17	13	9	0	3	16-0	24	1	0
MINOR TOTALS		3-4	3.81	20	9	0	0	0	49.2	42	29	21	1	5	25-0	49	7	0

TERRY, CURTIS

1B

Ht./Wt.: 6-2/255 Bats/Throws: R/R Born: Oct. 6, 1996 in Snellville, GA
 Opening Day Age: 23 Resides: Snellville, GA
 Acquired: Selected in the 13th round of the 2015 June draft...signed on June 13, 2015.
 Signed By: Derrick Tucker

2019: Named Tom Grieve Minor League Player of the Year after ranking among org. leaders in 2B (1st, 36), SLG (3rd, .537), RBI (3rd, 80), OPS (4th, .899), and HR (4th, 25)...awarded spot on South Atlantic League North Division All-Star team after batting .268/.333/.570/.904 (61-228) and pacing the circuit in 2B (24) and HR (15) during the 1st half...won the 2019 SAL Home Run Derby...promoted to Down East on 6/21 and led Carolina League with a .909 OPS from the time of his call-up to the end of the regular season...crowned CAR Player of the Month for July after slashing .370/.402/.600/1.002 (37-100) with 5 HR and 13 RBI...named Texas Organization All-Star by MiLB.com and High Class A All-Star by Baseball America...2018: Named Northwest League Most Valuable Player after leading the circuit in home runs, RBI, total bases, runs, and OPS (1.040)...his .337 average was the 2nd-best mark in the organization (.366-Diosbel Arias)...batted .313/.380/.750/1.130 (20-64) with 8 HR and 21 RBI through 1st 18 G...homered in 3 straight games on 2 occasions: 6/17-19 and 6/25-27...was named NWL Player of the Week for 6/25-7/1 and 7/16-22...during the latter stretch, went 14-for-27 (.519) in 6 G, including back-to-back 4-for-5 performances 7/21-22 at Salem-Keizer...dramatically increased walk rate from previous season (9.1 PA/BB in '18, 34.9 PA/BB in '17)...doubled his previous career-high RBI total (30 RBI in '17)...named Short-Season All-Star by Baseball America...tabbed NWL mid-season and post-season All-Star...2017: Tied for the highest home run total in the Northwest League since 2012, leading the circuit with 12 long balls...was 110th in HR among all short season players...averaged a HR every 19.08 AB...batted .208/.245/.347/.592 over 1st 27 G and .297/.348/.563/.910 over final 34 contests...2016: Led the Arizona Rangers in doubles (17), home runs (4), and RBI (23)...2015: Ranked among the AZL leaders in doubles (T10th, 12)...split time between first base and designated hitter...batted .349 (15-43) with a home run and 9 RBI over final 13 games...Notes: Was a Perfect Game Honorable Mention All-American Southeast and All Region First Team selection at Archer (Ga.) High School.

YEAR	CLUB	AVG	G	AB	R	H	TB	2B	3B	HR	RBI	SH	SF	BB-I	SO	SB	CS	HP	GDP	OBP	SLG
2015	AZL Rangers	.260	36	127	17	33	50	12	1	1	24	0	1	10-0	33	2	0	1	3	.317	.394
2016	AZL Rangers	.305	39	141	20	43	74	17	1	4	23	0	1	9-0	30	0	0	3	1	.357	.525
	Spokane	.194	9	31	4	6	10	1	0	1	3	0	0	0-0	15	0	0	1	1	.219	.323
2017	Spokane	.258	61	229	26	59	107	12	0	12	30	0	0	7-0	60	3	0	8	4	.303	.467
2018	Spokane	.337	67	246	51	83	149	17	2	15	60	0	1	32-3	64	1	11	11	8	.434	.606
2019	Hickory	.263	62	232	39	61	130	24	0	15	47	0	3	14-0	67	0	1	10	4	.328	.560
	Down East	.322	67	239	35	77	123	12	2	10	33	0	2	23-0	50	0	1	7	4	.395	.515
MINOR TOTALS		.291	341	1245	192	362	643	95	6	58	220	0	8	95-3	319	6	3	41	25	.359	.516

THOMAS, TYLER

LHP

Ht./Wt.: 6-0/175 Bats/Throws: R/L Born: Dec. 22, 1995 in San Diego, CA
 Opening Day Age: 24 Resides: San Diego, CA
 Acquired: From Chicago-NL in exchange for RHP Jesse Chavez on July 19, 2018.
 Signed By: Gabe Zappin (Chicago-NL)

2019: Limited to 2 starts after undergoing Tommy John ligament transplant surgery on 8/14...2018: Acquired by Texas from Chicago-NL in exchange for RHP Jesse Chavez on 7/19...combined to go 3-9 with a 3.00 ERA (35 ER/105.0 IP) in 22 G/20 GS with South Bend (A), Down East, and Hickory...joined Hickory following trade prior to promotion to Down East on 8/14...opponents batted .202 (.77-382) overall, but were held to .179 (19-106) mark after trade...on disabled list, 5/23-6/5, with left rotator cuff tendinitis...2017: Appeared exclusively in relief for Eugene (Short-A) in his 1st professional season...posted 11.2 SO/9 while limiting opposition to .227 (15-66) average...worked 2.0 innings in 8 of 11 G...Notes: Ricky Tyler Thomas...originally selected by the Cubs in the 7th round of the 2017 June draft out of Fresno State University...earned First-Team All-Mountain West honors with the Bulldogs in both 2016 and 2017...honored with the Richard W. Case Award by USA Baseball, given annually to USA Baseball's top player...graduated from Mira Mesa High School in San Diego, Calif.

YEAR	CLUB	W-L	ERA	G	GS	CG	SHO	SV	IP	H	R	ER	HR	HB	BB-I	SO	WP	BK
2017	Eugene	1-0	2.33	11	0	0	0	0	19.1	15	5	5	1	1	13-0	24	4	0
2018	South Bend	3-5	2.88	15	14	0	0	1	75.0	58	31	24	5	4	14-0	81	7	2
	Hickory	0-2	4.15	3	3	0	0	0	13.0	8	6	6	2	0	4-0	14	1	0
2018	Down East	0-2	2.65	4	3	0	0	0	17.0	11	5	5	0	0	8-0	13	2	0
2019	Down East	0-2	5.19	2	2	0	0	0	8.2	10	5	5	1	0	5-0	7	0	0
MINOR TOTALS		4-11	3.05	35	22	0	0	2	133.0	102	52	45	9	5	44-0	139	14	2

THOMPSON, BUBBA**OF**

Ht./Wt.: 6-2/200

Bats/Throws: R/R

Born: June 9, 1998 in Jacksonville, FL

Opening Day Age: 21

Resides: Semmes, AL

Acquired: Selected in the first round (26th overall) of the 2017 June draft...signed on June 16, 2017.

Signed By: Brian Morrison

2019: Limited to 57 G with Down East due to pair of injured list stints: 4/17-6/12 (fractured hamate bone in left hand) and 6/22-7/13 (ankle injury)...batted .281 (18-64) in 1st 17 G following return from 2nd IL stint, but batted .134 (11-82) in final 24 G...had just one plate appearance against a pitcher younger than himself...recorded his 1st career multi-HR game on 8/27 vs. Frederick (2 HR)...batted .254 (18-71) with 3 HR and 9 RBI in 21 G with the Surprise Saguaros in the Arizona Fall League, and was named to the AFL Fall Stars Game...entered season as organization's 9th-best prospect, "Fastest Baserunner" and "Best Athlete" according to *Baseball America*...2018: Fell 15 PA shy of qualifying for a batting title in the South Atlantic League, but posted the 6th-highest average among players in the league with at least 350 PA...finished with the 3rd-most SB in the SAL...began the season in extended spring training and joined Hickory on 5/9...batted .240/.307/.408/.715 in 1st 32 G with the Crawdads and .319/.367/.469/.836 over final 52 games...following the season, was tabbed the 5th-best prospect in the SAL by *Baseball America* and was named a Texas Organization All-Star by MiLB.com...2017: Tabbed as 6th-best prospect in the Arizona League by *Baseball America*...Notes: Leslie A. Thompson...named the Alabama Sports Writers Association (ASWA) Player of the Year and was a First Team All-State selection...rated by *Baseball America* as the top prospect from Alabama, the 8th-best outfielder, and the 25th-best prospect overall...hit .429 with 11 HR, 35 RBI, and 18 SB, while posting an .857 SLG as a senior at McGill-Toolen Catholic High School in Mobile, Ala...led the Yellow Jackets to a 2015 Class 7A state title on the gridiron and had scholarship offers from SEC schools...had committed to the University of Alabama for baseball...chosen as the best high school athlete in the draft by Perfect Game...was one of 4 amateur players to attend the 2017 MLB draft at MLB Network's Studio 42.

YEAR	CLUB	AVG	G	AB	R	H	TB	2B	3B	HR	RBI	SH	SF	BB-I	SO	SB	CS	HP	GDP	OBP	SLG
2017	AZL Rangers	.257	30	113	23	29	49	7	2	3	12	0	0	6-0	28	5	5	4	2	.317	.434
2018	Hickory	.289	84	332	52	96	148	18	5	8	42	0	2	23-1	104	32	7	6	1	.344	.446
2019	Down East	.178	57	202	24	36	63	8	2	5	21	2	1	21-0	72	12	3	2	2	.261	.312
MINOR TOTALS		.249	171	647	99	161	260	33	9	16	75	2	3	50-1	204	49	15	12	5	.313	.402

THOMPSON, TYREE**RHP**

Ht./Wt.: 6-4/180

Bats/Throws: R/R

Born: June 12, 1997 in New Orleans, LA

Opening Day Age: 22

Resides: New Orleans, LA

Acquired: Selected in the 26th round of the 2016 June draft...signed on June 30, 2016.

Signed By: Clarence Johns

2019: Led all Crawdads pitcher in innings (92.2) in return to the Hickory rotation...lowered ERA by more than 1.5 runs from 2018 (4.93 to 3.30)...ranked T3rd on staff in starts (18) and T4th in wins (6)...opponents hit .225 (75-333), .179 by LHB and .261 by RHB...2018: Spent entire season in Hickory's rotation, ranking among club leaders in starts (T2nd, 20), wins (4th, 7), and innings (4th, 111.1)...also had 2nd-most losses and T4th-most HR allowed in the SAL...opponents batted .274 (118-431) overall, .238 (50-210) by LHB and .308 (68-221) by RHB...2017: Tied for the Spokane team lead with 13 starts, ranking among the Northwest League leaders in ERA (2nd, 3.15), WHIP (4th, 1.24), and wins (T6th, 5)...opponents batted .245/.317/.389/.706...was 3-1 with a 4.40 ERA (22 ER/45.0 IP) over 1st 9 starts and 2-0 with a 0.76 ERA (2 ER/23.2 IP) over final 4 outings...2016: Logged 4 relief appearances for the AZL Rangers in 1st pro season...Notes: Was the 1st player ever selected in the MLB draft out of Edna Karr High School in New Orleans, La...as a senior, averaged 10 points and 6 assists on the court and went 8-4 with a 1.75 ERA with 101 strikeouts on the mound...had 6 no-hitters and 2 perfect games during his high school career...was the winning pitcher in Edna Karr's first playoff game in school history...had committed to play both baseball and basketball at Northwestern State.

YEAR	CLUB	W-L	ERA	G	GS	CG	SHO	SV	IP	H	R	ER	HR	HB	BB-I	SO	WP	BK
2016	AZL Rangers	0-2	7.11	4	0	0	0	0	6.1	6	9	5	0	0	5-0	6	1	1
2017	Spokane	5-1	3.15	13	13	0	0	0	68.2	63	25	24	7	5	22-0	44	3	1
2018	Hickory	7-11	4.93	23	20	0	0	0	111.1	118	75	61	21	5	44-1	76	9	2
2019	Hickory	6-7	3.30	18	18	0	0	0	92.2	75	37	34	8	2	44-0	60	3	1
MINOR TOTALS		18-21	4.00	58	51	0	0	0	279.0	262	146	124	36	12	115-1	186	16	5

TIEDEMANN, TAI**RHP**

Ht./Wt.: 6-6/210

Bats/Throws: R/R

Born: May 31, 1996 in Lakewood, CA

Opening Day Age: 23

Resides: Long Beach, CA

Acquired: Selected in the 8th round of the 2016 June draft...signed on June 14, 2016.

Signed By: Todd Guggiana

2019: Worked primarily in relief for the 1st time, recording a career-best 8.8 strikeouts per 9 innings...allowed just 12 XBH (7 2B, 5 HR)...worked 3.0-or-more innings in 15 of 27 outings...had no record, 4.26 ERA (3 ER/6.1 IP) in 4 G/2 GS for Escocido in the Dominican Winter League...2018: Returned to Spokane and made a career-high 12 starts...had T2nd-most starts and 3rd-most innings on staff...lone relief outing was in regular season finale...opponents batted .232/.366/.332/.697...made 2 appearances in NWL playoffs, allowing one unearned run in 6.2 IP with 1 BB/8 SO...made 4 appearances for Surprise in the Arizona Fall League (9 ER/10.1 IP)...2017: Was a member of Spokane's rotation, logging the 4th-most starts on the club...went 3-4 with a 2.80 ERA (14 ER/45.0 IP) as a starter and 1-0 with a 10.80 ERA (8 ER/6.2 IP) as a reliever...opposition batted .264/.354/.316/.670 in starts...2016: Logged 4 games/2 starts with the AZL Rangers in his 1st pro season...Notes: Named the 2nd-best athlete in the draft by *Baseball America*...chosen as the South Coast Conference Player of the Year as a sophomore at Long Beach City College, going 7-3 with a 2.59 ERA (23 ER/80.0 IP) and 62 strikeouts over 15 games/11 starts on the mound and batting .357 (56-157) with 3 doubles, 10 triples, and 28 RBI as an outfielder...graduated from Long Beach Poly High School, a school that has produced several Major Leaguers, including Chase Utley and Hall of Famer Tony Gwynn...played only football as a sophomore and junior, leading Long Beach Poly football team to the 2012 CIF PAC-5 championship as a quarterback...returned to baseball during his senior year and chose to continue with the sport in college despite scholarship offers in college football...had committed to Manhattan College.

YEAR	CLUB	W-L	ERA	G	GS	CG	SHO	SV	IP	H	R	ER	HR	HB	BB-I	SO	WP	BK
2016	AZL Rangers	0-2	6.23	4	2	0	0	0	8.2	12	7	6	1	1	3-0	8	1	0
2017	Spokane	4-4	3.83	13	10	0	0	0	51.2	58	31	22	2	2	26-0	43	3	0
2018	Spokane	3-2	4.84	13	12	0	0	0	57.2	51	36	31	3	12	35-0	49	6	0
2019	Hickory	4-2	2.99	27	2	0	0	1	72.1	66	24	24	5	2	26-1	71	6	0
MINOR TOTALS		11-10	3.92	57	26	0	0	1	190.1	187	98	83	11	17	90-1	171	16	0

TORRES, DAREL

RHP

Ht./Wt.: 6-0/205 Bats/Throws: R/R Born: Jan. 5, 1999 in Los Mochis, Mexico
 Opening Day Age: 21 Resides: El Fuerte, Mexico
 Acquired: Signed as a non-drafted free agent on July 7, 2015.
 Signed By: Manuel Velez

2019: Pitched in 8 G before undergoing 'Tommy John' ligament transplant surgery on 8/21...held opponents to a .143/.250/.182/.432 (11-77) slash line with 3 XBH (3 2B)...2018: Led DSL Rangers1 in games (17) and saves (6)...converted 6 of 7 save tries, good for T10th in DSL...2017: Served dual role for DSL Rangers, going 1-2, 2.84 (8 ER/25.1 IP) in 5 starts and 2-0, 1.11 (3 ER/24.1 IP) in 9 relief outings...2016: Made pro debut with DSL Rangers.

YEAR	CLUB	W-L	ERA	G	GS	CG	SHO	SV	IP	H	R	ER	HR	HB	BB-I	SO	WP	BK
2016	DSL Rangers2	0-0	0.00	2	0	0	0	0	2.0	0	0	0	0	0	0-0	3	0	0
2017	DSL Rangers1	3-2	1.99	14	5	0	0	4	49.2	44	12	11	2	1	5-0	36	2	0
2018	DSL Rangers1	2-3	2.83	17	0	0	0	6	35.0	27	12	11	0	0	10-1	36	5	0
2019	DSL Rangers1	3-0	0.81	8	0	0	0	2	22.1	11	2	2	0	1	10-0	29	3	0
MINOR TOTALS		8-5	1.98	41	5	0	0	12	109.0	82	26	24	2	2	25-1	104	10	0

UVILA, COLE

RHP

Ht./Wt.: 6-3/210 Bats/Throws: R/R Born: Jan. 30, 1994 in Port Angeles, WA
 Opening Day Age: 26 Resides: Quincy, WA
 Acquired: Selected in the 40th round of the 2018 June draft...signed on June 14, 2018.
 Signed By: Derrick Tucker

2019: Combined to go 7-3, 2.23 (16 ER/64.2 IP) in 38 G with Down East and Hickory...posted the 2nd-highest SO/9 rate (13.27) in the Carolina League (min. 50 IP)...opponents batted .160/.295/.236/.530 overall...went 2-0, 2.53 (3 ER/10.2 IP) in 9 G with Surprise in the Arizona Fall League and was named to the circuit's Rising Stars team...2018: Led the Northwest League (min. 30 IP) in SO/9 (13.64) and opponent avg. (.127) in his 1st pro season...also ranked among the chain's leaders (min. 30 IP) in WHIP (2nd, 0.88) and ERA (5th, 1.42)...his 19 appearances were 2nd-most on staff (22-Emmanuel Clase)...went 3-for-3 in save opportunities...Notes: Pitched collegiately at Pierce College, Georgia State University, and Georgia Gwinnett College...opened 2016 season as Georgia State's Friday night starter before suffering an early-season injury that required 'Tommy John' surgery...rehabbed at Drveline Baseball and returned in time for the 2018 season, when he went 4-2 with a 4.75 ERA and 80 strikeouts in 55 innings at Georgia Gwinnett College before being drafted...attended Port Angeles (Wash.) High School.

YEAR	CLUB	W-L	ERA	G	GS	CG	SHO	SV	IP	H	R	ER	HR	HB	BB-I	SO	WP	BK
2018	Spokane	1-0	1.42	19	0	0	0	3	31.2	13	7	5	1	2	15-0	48	2	0
2019	Hickory	2-0	0.00	3	0	0	0	1	7.0	3	1	0	0	0	1-0	10	0	0
	Down East	5-3	2.50	35	0	0	0	5	57.2	31	20	16	2	8	33-1	85	7	0
MINOR TOTALS		8-3	1.96	57	0	0	0	9	96.1	47	28	21	3	10	49-1	143	9	0

VALENTIN, XAVIER

C

Ht./Wt.: 5-8/185 Bats/Throws: L/R Born: Aug. 23, 2000 in Manati, Puerto Rico
 Opening Day Age: 19 Resides: Manati, Puerto Rico
 Acquired: Selected in the 19th round of the 2018 June draft...signed on July 2, 2018.
 Signed By: Brett Campbell

2019: Did not play due to a torn meniscus in his right knee...2018: Had 10 GS behind the plate for the AZL Rangers, throwing out 2 of 15 (13%) attempted base stealers...Notes: Attended Leadership Christian Academy in Guaynabo, Puerto Rico...is the son of former major leaguer Javier Valentin, who played 10 seasons for Minnesota, Tampa Bay, and Cincinnati.

YEAR	CLUB	AVG	G	AB	R	H	TB	2B	3B	HR	RBI	SH	SF	BB-I	SO	SB	CS	HP	GDP	OBP	SLG	
2018	AZL Rangers	.149	16	47	1	7	16	2	2	1	5	0	1	1-1	23	1	0	0	1	.163	.340	
2019	INJURED - DID NOT PLAY																					

VANASCO, RICKY

RHP

Ht./Wt.: 6-3/190 Bats/Throws: R/R Born: Oct. 13, 1998 in Morriston, FL
 Opening Day Age: 21 Resides: Morriston, FL
 Acquired: Selected in the 15th round of the 2017 June draft...signed on June 23, 2017.
 Signed By: Brett Campbell

2019: Combined to go 3-1 with a 1.81 ERA (10 ER/49.2 IP) over 11 starts with Hickory and Spokane...opened the season with Spokane and was named the 10th-best prospect in the Northwest League by *Baseball America*...ranked among NWL leaders in strikeouts (T7th, 59) and had the 4th-highest SO/9 rate (13.6) on the circuit (min. 30 IP)...promoted to Hickory on 8/21...started Game 1 of the South Atlantic League semifinals (W, 6.0 IP, 2 ER) and Game 3 of the Championship series (3.2 IP, 0 ER)...2018: Returned to the AZL Rangers and tied for club lead in wins (3)...was 3-1 with a 1.62 ERA (3 ER/16.2 IP) in 4 relief outings and went 0-2, 10.13 (9 ER/8.0 IP) in 3 starts...opponents batted .287 (.25-87) overall, but were held to .170 (.9-53) mark in his relief outings...2017: Whiffed 16 of 35 BF (45.7%) in 1st 10 professional appearances...Notes: Was a 2017 Rawlings-Perfect Game Honorable Mention All-American and Florida-All Region 2nd Team selection at Willston (Fla.) High School...had a 0.53 ERA and 87 strikeouts over 53 innings during his senior season at Willston...also batted .390 with 3 doubles, 18 RBI, 22 runs, and 22 stolen bases...was a part of back-to-back Class 1A state championship teams in 2014-15...had committed to Stetson University.

YEAR	CLUB	W-L	ERA	G	GS	CG	SHO	SV	IP	H	R	ER	HR	HB	BB-I	SO	WP	BK
2017	AZL Rangers	0-1	0.00	10	0	0	0	0	9.0	8	2	0	0	0	5-0	16	0	0
2018	AZL Rangers	3-3	4.38	7	3	0	0	0	24.2	25	12	12	1	1	13-0	25	3	0
2019	Spokane	3-1	1.85	9	9	0	0	0	39.0	23	10	8	2	1	22-0	59	2	0
	Hickory	0-0	1.69	2	2	0	0	0	10.2	5	3	2	0	1	3-0	16	0	0
MINOR TOTALS		6-5	2.38	28	14	0	0	0	83.1	61	27	22	3	3	43-0	116	5	0

VENTURA, FRANCISCO

C

Ht./Wt.: 5-9/190 Bats/Throws: R/R Born: Nov. 19, 1998 in Coro, VZ
 Opening Day Age: 21 Resides: Coro, VZ
 Acquired: Signed as a non-drafted free agent on July 2, 2015.
 Signed By: Rodolfo Rosario

2019: Returned to Spokane and made 18 starts behind the plate, throwing out 6 of 24 (25%) attempted base stealers...**2018:** Named a Northwest League mid-season All-Star...split catching duties for Spokane, starting 24 games as a backstop...threw out 10 of 41 (24%) attempted base stealers...ranked 74th on team with 5 HR despite playing in less than half of club's games...went 1-for-3 in 4 G with Zulia in the Venezuelan Winter League...**2017:** Had the 2nd-most games (19) behind the plate for the AZL Rangers...threw out 11 of 36 (30.6%) would-be basestealers...**2016:** Had the 2nd-highest average among qualifying DSL Rangers' batters...**2015:** Participated in the fall instructional league.

YEAR	CLUB	AVG	G	AB	R	H	TB	2B	3B	HR	RBI	SH	SF	BB-I	SO	SB	CS	HP	GDP	OBP	SLG
2016	DSL Rangers 1	.308	51	169	23	52	73	10	1	3	32	1	4	33-1	18	3	5	1	5	.415	.432
2017	AZL Rangers	.300	34	130	13	39	44	5	0	0	23	0	0	12-0	32	0	0	0	0	.359	.338
2018	Spokane	.227	37	141	16	32	53	6	0	5	22	0	1	14-0	37	0	0	0	4	.295	.376
2019	Spokane	.243	23	74	5	18	20	2	0	0	2	0	0	9-0	13	0	1	2	1	.341	.270
MINOR TOTALS		.274	145	514	57	141	190	23	1	8	79	1	5	68-1	100	3	6	3	14	.359	.370

VIERA, HASUAN

1B/OF

Ht./Wt.: 5-10/210 Bats/Throws: L/L Born: Jan. 30, 1996 in La Havana, Cuba
 Opening Day Age: 24 Resides: Port-au-Prince, Haiti
 Acquired: Signed as a non-drafted free agent on Feb. 15, 2018.
 Signed By: Jose Fernandez

2019: Combined to bat .225 (20-89) with one HR and 4 RBI in 31 G with Nashville and Down East...**2018:** Signed by Texas to a minor league contract on 2/15...combined to bat .257 (98-148) in 45 G with the DSL Rangers 1 and Spokane...was assigned to the DSL to begin season and was promoted to Spokane on 6/14...made 30 total starts at first base and had 11 starts at all 3 outfield positions.

YEAR	CLUB	AVG	G	AB	R	H	TB	2B	3B	HR	RBI	SH	SF	BB-I	SO	SB	CS	HP	GDP	OBP	SLG
2018	DSL Rangers 1	.238	7	21	2	5	6	1	0	0	7	0	2	8-0	2	1	3	0	0	.419	.286
	Spokane	.260	38	127	17	33	37	4	0	14	1	2	21-0	38	3	4	0	0	1	.360	.291
2019	Down East	.211	27	76	14	16	22	1	1	4	0	0	14-0	25	5	0	0	0	.333	.289	
	Nashville	.308	4	13	1	4	4	0	0	0	0	0	4-0	5	0	1	0	0	.471	.308	
MINOR TOTALS		.245	76	237	34	58	69	6	1	1	25	1	4	47-0	70	9	8	0	1	.365	.291

VILLEGAS, FRANCISCO

LHP

Ht./Wt.: 6-1/200 Bats/Throws: L/L Born: Aug. 31, 1997 in Cuauhtemoc, Mexico
 Opening Day Age: 22 Resides: Cuauhtemoc, Mexico
 Acquired: Signed as a minor league free agent on March 24, 2018.
 Signed By: Oz Ocampo/Raul Lopez (Houston)

2019: Spent entire season with Down East, going 0-2, 4.89 (25 ER/46.0 IP) in 31 relief app. and 0-1, 4.85 (7 ER/13.0 IP) in 4 starts...opponents batted .198/.317/.382/.699...on injured list from 6/27-7/5 with a blister on his left hand...pitched in 4 G for Culiacan in the Mexican Pacific Winter League...granted free agency on 11/4/19 before re-signing with the organization...**2018:** Signed by Texas as a minor league free agent on 3/24...assigned to Spokane, where he made 14 relief appearances...allowed runs in 5 of 14 G...**2017:** Combined to go 3-1 with a 2.35 ERA (8 ER/30.2 IP) in 11 G/3 GS with Greenville (Rk.) and the GCL Astros (Rk.)...made season debut with Greenville, was sent to GCL Astros from 6/25-7/1, then returned to the Appy League for the remainder of the season...released by Houston on 9/8...**2016:** Made pro debut with the DSL Astros Orange...named DSL Astros Pitcher of the Month for July after posting a 1.29 ERA (3 ER/21.0 IP) in 6 G/3 GS...**Notes:** Originally signed by Houston as a non-drafted free agent on 7/2/15.

YEAR	CLUB	W-L	ERA	G	GS	CG	SHO	SV	IP	H	R	ER	HR	HB	BB-I	SO	WP	BK
2016	DSL Astros Orange	0-3	2.81	12	8	0	0	0	41.2	38	22	13	2	3	22-0	37	3	1
2017	Greenville	2-1	2.66	9	3	0	0	0	23.2	21	13	7	3	1	8-0	22	3	2
	GCL Astros	1-0	1.29	2	0	0	0	1	7.0	3	1	1	1	0	0-0	9	0	0
2018	Spokane	0-1	5.00	14	0	0	0	0	18.0	14	10	10	1	1	14-0	17	1	1
2019	Down East	0-3	4.88	35	4	0	0	2	59.0	42	32	32	10	5	32-0	58	2	4
MINOR TOTALS		3-8	3.80	72	15	0	0	3	149.1	118	78	63	16	10	76-0	143	9	4

WALKER, STEELE

OF

Ht./Wt.: 5-11/190 Bats/Throws: L/L Born: July 30, 1996 in Prosper, TX
 Opening Day Age: 23 Resides: Mt. Pleasant, TX
 Acquired: From Chicago-AL in exchange for OF Nomar Mazara on Dec. 10, 2019.
 Signed By: Robbie Cummings (Chicago-AL)

2019: Acquired from Chicago-AL in exchange for OF Nomar Mazara on 12/10/19...combined to bat .284 (130-457) with 10 HR and 62 RBI in 120 G with Winston-Salem (A+) and Kannapolis (A) in the White Sox organization...ranked among Carolina League leaders in SLG (4th, .426), OPS (5th, .771), 2B (7th, 26), OBP (8th, .346), BA (9th, .269), and XBH (10th, 38)...rated as the 20th-best prospect in the CL by *Baseball America*...also rated by *BA* as the White Sox 10th-best prospect to begin season...named an Organizational All-Star by MiLB.com, CL post-season All-Star, and CL Player of the Week for 6/10-16 and 7/29-8/4...**2018:** Combined to hit .209 (33-158) with 5 HR and 21 RBI over 44 G between the AZL White Sox, Great Falls, and Kannapolis in his 1st professional season...**Notes:** Attended the University of Oklahoma, where he batted .326 with 24 HR and 136 RBI in 170 G over 3 seasons...selected as semifinalist for the Golden Spikes Award in 2018...earned All-Big 12 First Team honors in 2017-18...was teammates with NFL quarterback Kyler Murray at Oklahoma...played for the USA Baseball Collegiate National Team in the summer of 2017, and was named MVP of the club's series wins over Chinese Taipei and Cuba...played for the Wisconsin Woodchucks in the Northwoods League in the summer of 2016...is a 2015 graduate of Prosper (Texas) High School...was a three-time letter winner in baseball...named All-Area selection in 2014, District MVP in 2014 and 2015, All-State as an OF in 2014 and 2015...was the 2015 *Dallas Morning News* Player of the Year...was an All-Tournament selection at the 2015 State Tournament...helped guide his team to a district championship as a junior and to a state title as a senior.

YEAR	CLUB	AVG	G	AB	R	H	TB	2B	3B	HR	RBI	SH	SF	BB-I	SO	SB	CS	HP	GDP	OBP	SLG
2018	AZL White Sox	.455	4	11	0	5	5	0	0	0	0	0	0	1-0	1	0	0	1	0	.538	.455
	Great Falls	.206	9	34	4	7	14	1	0	2	4	0	1	1-0	7	1	1	2	0	.263	.412
	Kannapolis	.186	31	113	13	21	35	5	0	3	17	0	3	8-0	29	5	1	2	3	.246	.310
2019	Kannapolis	.365	20	74	6	27	43	10	3	0	11	0	2	8-0	15	4	2	3	0	.437	.581
	Winston-Salem	.269	100	383	59	103	163	26	2	10	51	1	6	42-0	63	9	5	6	8	.346	.426
MINOR TOTALS		.265	164	615	82	163	260	42	5	15	83	1	12	60-0	115	19	9	14	11	.338	.423

WENZEL, DAVID**INF**

Ht./Wt.: 6-0/210

Bats/Throws: R/R

Born: May 23, 1997 in Irvine, CA

Opening Day Age: 22

Resides: Waco, TX

Acquired: Selected in the supplemental first round (41st overall) of the 2019 June draft...signed on July 3, 2019.

Signed By: Josh Simpson

2019: Enters 2020 as Texas' 9th-best prospect according to MLB.com...went 6-for-19 with one HR and 2 RBI in 7 G with Spokane and the AZL Rangers in pro debut...joined AZL Rangers on 8/22 and promoted to Spokane on 8/31...**Notes:** Batted .326 with 24 HR and 121 RBI and 100 walks/99 strikeouts in 154 games over 3 seasons at Baylor University...shared Co-Big 12 Player of the Year honors with fellow Texas draftee Josh Jung in 2019, leading the conference in batting average (.367) and on-base percentage (.449)...committed just 2 errors in his college career...prepped at JSerra Catholic (Calif.) High School, winning Trinity League championships in junior and senior years...sister, Bailey, played volleyball at Brown University...played little league and club baseball with Texas pitcher Kolby Allard in Southern California...was selected by the Boston Red Sox in the 37th round of the 2018 June draft, but did not sign.

YEAR	CLUB	AVG	G	AB	R	H	TB	2B	3B	HR	RBI	SH	SF	BB-I	SO	SB	CS	HP	GDP	OBP	SLG	
2019	AZL Rangers	.444	4	9	4	4	8	1	0	1	2	0	0	2-0	3	0	0	0	0	1	.585	.889
	Spokane	.200	3	10	4	2	2	0	0	0	0	0	0	3-0	3	2	1	0	1	.345	.200	
MINOR TOTALS		.316	7	19	8	6	10	1	0	1	2	0	0	5-0	6	2	1	0	1	.458	.526	

WHATLEY, MATT**C**

Ht./Wt.: 5-9/210

Bats/Throws: R/R

Born: Jan. 7, 1996 in Claremore, OK

Opening Day Age: 24

Resides: Claremore, OK

Acquired: Selected in the 3rd round of the 2017 June draft...signed on June 20, 2017.

Signed By: Bobby Crook

2019: Ranked among South Atlantic League leaders in BB (T6th, 62) and SB (T8th, 29) after entering season with 32 BB and 4 SB in his entire pro career...honored as organization's Defender of the Year...made 84 starts at catcher and tied for the league lead with 33 caught stealings (33 of 89, 37%)...named SAL Player of the Week for 6/17-23...went 9-for-32 (.281) in 10 G with Surprise in the Arizona Fall League...**2018:** Combined to bat .179 (29-162) in 52 G with Down East and Hickory...registered a .997 fielding pct. (1 E/376 TC) and cut down 12 of 43 (28%) attempted base stealers...**2017:** Named the 15th-best prospect in the Northwest League by *Baseball America*...combined to bat .295 (49-166) with 6 HR and 28 RBI over 44 G with the AZL Rangers and Spokane...was promoted to Spokane on 7/5...ranked among the Spokane club leaders in HR (T3rd, 6) and RBI (T4th, 25)...**Notes:** Was a three-year starter at Oral Roberts, a 3-time First Team All-Summit League selection, and one of 3 finalists for the 2017 Johnny Bench Award, awarded annually to the nation's best catcher...was the successor behind the plate to former Golden Eagle and current Texas catcher Jose Trevino...hit .302 (64-212) with 11 HR and 49 RBI in 59 G as a junior for the Golden Eagles...paced Oral Roberts with a .446 on base percentage and drew a team-high 50 walks, 11th-most in the nation...was a 3-spot standout at Claremore (Okla.) High School, lettering in wrestling, football, and baseball.

YEAR	CLUB	AVG	G	AB	R	H	TB	2B	3B	HR	RBI	SH	SF	BB-I	SO	SB	CS	HP	GDP	OBP	SLG
2017	AZL Rangers	.353	5	17	5	6	8	0	1	0	3	0	0	2-0	3	0	1	0	0	.421	.471
	Spokane	.289	39	149	23	43	67	6	0	6	25	0	1	16-0	28	3	4	4	3	.371	.450
2018	Down East	.175	45	143	11	25	40	5	2	2	13	1	2	12-0	48	1	1	4	1	.255	.280
	Hickory	.211	7	19	3	4	7	0	0	1	1	0	0	2-0	7	0	0	0	0	.286	.368
2019	Hickory	.234	117	380	56	89	122	17	2	4	49	9	6	62-1	84	29	7	8	5	.349	.321
MINOR TOTALS		.236	213	708	98	167	244	28	5	13	91	10	9	94-1	170	33	13	16	9	.335	.345

WHITE, OWEN**RHP**

Ht./Wt.: 6-3/200

Bats/Throws: R/R

Born: Aug. 9, 1999 in Mount Ulla, NC

Opening Day Age: 20

Resides: Clearwater, FL

Acquired: Selected in the 2nd round of the 2018 June draft...signed June 12, 2018.

Signed By: Jay Heafner

2019: Began season in extended spring training and did not see official game action after undergoing 'Tommy John' ligament replacement surgery performed by Dr. Keith Meister on 5/1...tapped by *Baseball America* as Texas' 14th-best prospect entering the season...**2018:** Did not see official action...participated in the fall instructional league...**Notes:** William Owen White...named 2018 North Carolina Gatorade Player of the Year after finishing the season with a 10-1 record and a 0.22 ERA with 101 strikeouts in 63.2 innings at Jesse C. Carson High School in China Grove, N.C., near Charlotte...also played shortstop and finished his career as the school's all-time leader in hits, runs, RBI, wins, and strikeouts...played football and basketball as well for the Cougars...was rated as the 2nd-best high school prospect in North Carolina and 59th-best prospect overall in the 2018 draft by *Baseball America*...had committed to the University of South Carolina.

WILES, COLLIN**RHP**

Ht./Wt.: 6-4/230

Bats/Throws: R/R

Born: May 30, 1994 in Shawnee, KS

Opening Day Age: 25

Resides: Overland Park, KS

Acquired: Selected in the supplemental first round (53rd overall) of the 2012 June draft...signed on June 11, 2012.

Signed By: Dustin Smith

2019: Combined to go 1-5, 5.36 (29 ER/48.2 IP) in 13 G/11 GS with Frisco, Down East, and the AZL Rangers...made season debut on 6/18 after beginning season on the injured list while recovering from right elbow surgery...**2018:** Underwent 'Tommy John' ligament transplant surgery on 5/7 and missed the remainder of the season...re-signed with the organization on 1/1/19...**2017:** Earned All-Star honors in the Texas League, ranking among the league leaders in innings (4th, 150.0), wins (7th, 9), and strikeouts (10th, 107)...led the TL in losses (12) and permitted the 2nd-most hits (177) and HR (22)...issued just 1.7 BB/9, 11th-lowest of any pitcher at the Double-A or Triple-A level (min. 130.0 IP)...recorded 6.4 SO/9, highest since 2014 with Hickory (6.8)...**2016:** With High Desert, walked just 5.4% of batters faced, the lowest figure among all full season Texas farmhands...was 2nd on the High Desert staff in innings (127.0) and starts...**2015:** Started a team-high 20 games at Hickory and ranked among the South Atlantic League leaders in WHIP (2nd, 1.05), ERA (5th, 2.96), and wins (7th, 11)...was a mid-season All-Star in the SAL...held opponents to a .239 average (114-477), including a .218 mark (52-239) by right-handed batters...opened season with a 16.0-inning scoreless streak over first 3 starts...**2014:** Opened the season in the Hickory bullpen before missing 2 months with an elbow injury...was 1-0, 2.16 (6 ER/25.0 IP) as a reliever and 1-3, 5.51 (20 ER/32.2 IP) as a starter...was on disabled list May 18-July 17 with right elbow inflammation and completed a rehab assignment with the AZL Rangers, July 8-17...finished the season in the rotation, going 1-1, 3.60 (12 ER/30.0 IP) over 6 starts...**2013:** Posted the 10th-lowest ERA in the Northwest League...averaged 5.4 SO/9 and 2.8 BB/9...**2012:** Spent first professional season with AZL Rangers...was 1-0 with a 3.18 ERA (2 ER/5.2 IP) over 2 relief appearances and 0-1 with a 7.55 ERA (26 ER/31.0 IP) in 12 starts...**Notes:** Went 8-0 with a 0.10 ERA and 76 strikeouts in 49.1 innings as a senior at Blue Valley West (Kan.) High School...also batted .375 with 11 RBI and 10 runs scored, while leading the Jaguars to a 21-3 record and the Class 6A state final in 2011...was named the Gatorade State Player of the Year for Kansas and a finalist for the national award...was also a first team all-state selection in Kansas...had committed to Vanderbilt University.

YEAR	CLUB	W-L	ERA	G	GS	CG	SHO	SV	IP	H	R	ER	HR	HB	BB-I	SO	WP	BK
2012	AZL Rangers	1-1	6.87	14	12	0	0	0	36.2	48	30	28	3	0	12-0	25	3	0
2013	Spokane	2-7	3.09	14	14	0	0	0	67.0	71	32	23	4	4	21-0	40	3	0
2014	Hickory	2-3	4.06	17	8	0	0	0	57.2	66	30	26	4	0	13-0	42	3	0
	AZL Rangers	1-0	6.35	3	1	0	0	0	5.2	6	4	4	0	0	2-0	6	1	0
2015	Hickory	11-3	2.96	22	20	0	0	0	130.2	114	49	43	6	7	23-0	72	5	0
2016	High Desert	3-8	4.89	23	23	0	0	0	127.0	139	76	69	18	7	29-0	80	2	0
2017	Frisco	9-12	4.86	28	25	1	1	0	150.0	177	92	81	22	6	28-0	107	6	0
2018	Frisco	0-1	6.10	4	4	0	0	0	20.2	27	14	14	5	3	5-0	26	0	0
2019	AZL Rangers	0-1	10.80	1	1	0	0	0	3.1	5	5	4	1	0	1-0	5	2	0
	Down East	1-1	3.77	3	3	0	0	0	14.1	13	6	6	0	0	5-0	14	0	0
	Frisco	0-3	5.52	9	7	0	0	0	31.0	31	19	19	5	1	9-0	22	1	0
MINOR TOTALS		30-40	4.43	138	118	1	1	0	644.0	697	357	317	68	28	148-0	439	26	0

WILLIAMS, SCOTT**RHP**

Ht./Wt.: 6-1/200 Bats/Throws: R/R Born: Nov. 17, 1993 in Berwyn, PA
 Opening Day Age: 26 Resides: Wayne, PA
 Acquired: Selected in the 11th round of the 2014 June draft...signed on June 26, 2014.
 Signed By: Cliff Terracuso

2019: Appeared in 7 G across 3 levels, going 0-1, 3.68 (3 ER/7.1 IP)...began season on injured list while recovering from right elbow surgery...**2018:** Did not see official game action following "Tommy John" surgery on 4/18...**2017:** Endured a pair of early season disabled list stints before finishing the season with a 30.0-inning scoreless streak...held opponents to a .140/.203/.210/.412 slash line with position posting a .178 BABIP...had a career-low 2.6 BB/9 rate and surrendered one HR in 42.0 IP...converted 7 of 8 save chances...stranded 14 of 18 (77.8%) inherited runners...opened season on the disabled list with right rotator cuff strain and joined Down East upon activation on 5/12...compiled a 1.53 ERA (3 ER/17.2 IP) in 10 outings before returning to the disabled list, 6/22-29, with left oblique strain...did not allow a run over final 20 G/24.1 IP after reinstatement from the disabled list...earned a save with 2.0 scoreless innings during lone appearance in Carolina League postseason...**2016:** Received an invite to Major League camp, but suffered a season-ending injury in July and logged just 27 relief appearances at High Desert...converted 4 of 5 save opportunities...held opponents to a .213 average (27-127)...placed on the disabled list 7/12 for the remainder of the season with a right elbow impingement...**2015:** Averaged 10.2 strikeouts per 9.0 innings and recorded 10 saves out of the bullpen at Hickory...converted all 10 save chances...permitted runs in 8 of 29 appearances and recorded at least one strikeout in 25 outings...did not join Hickory until 5/10 after opening the season in extended Spring Training...recorded 3 saves and totaled 5.0 scoreless innings with 7 strikeouts over 4 relief appearances in the South Atlantic League playoffs...**2014:** Pitched at Hickory in his first professional season and made 13 relief appearances with the Crawdads...allowed runs in 9 of 13 outings...**Notes:** Ronald Scott Williams...began his collegiate career at the University of Virginia as a catcher...was limited to intersquad games and some fall games in the outfield with the Cavaliers due to surgery on both hips in consecutive seasons...transferred to the State College of Florida, Manatee-Sarasota as a sophomore and batted .318 (.68-.214) in 52 games in his lone season with the Manatees...moved to the mound due to several injuries on the Manatee staff and compiled a 1.80 ERA (2 ER/10.0 IP) with 14 strikeouts in 11 relief appearances...was an All-Southeastern Pennsylvania selection in 2011 at Conestoga High School...was captain of first state championship team in school history...missed senior season due to injury.

YEAR	CLUB	W-L	ERA	G	GS	CG	SHO	SV	IP	H	R	ER	HR	HB	BB-I	SO	WP	BK
2014	Hickory	2-1	9.00	13	0	0	0	0	17.0	21	18	17	1	0	16-0	14	7	0
2015	Hickory	5-0	2.28	29	0	0	0	10	43.1	27	11	11	3	1	15-3	49	3	0
2016	High Desert	1-2	4.54	27	0	0	0	4	33.2	27	17	17	5	0	13-0	37	5	0
2017	Down East	3-0	0.64	30	0	0	0	7	42.0	20	5	3	1	0	12-2	38	2	0
2019	AZL Rangers	0-0	0.00	1	0	0	0	0	1.0	1	0	0	0	0	1-0	1	0	0
	Spokane	0-0	0.00	3	0	0	0	0	3.1	0	0	0	0	0	2-0	5	1	0
	Down East	0-1	9.00	3	0	0	0	0	3.0	5	3	3	0	0	0-0	1	0	0
MINOR TOTALS		11-4	3.20	106	0	0	0	21	143.1	101	54	51	10	1	59-5	145	18	0

WINN, COLE**RHP**

Ht./Wt.: 6-2/200 Bats/Throws: R/R Born: Nov. 25, 1999 in Longmont, CO
 Opening Day Age: 20 Resides: Longmont, CO
 Acquired: Selected in the first round (15th overall) of the 2018 June draft...signed June 12, 2018.
 Signed By: Steve Flores

2019: Entered season ranked as the No. 89 prospect in baseball (MLB.com) and the 4th-best prospect in the Texas organization (*Baseball America*)...rated as the 11th-best prospect in the SAL by *Baseball America* following season...began season in Extended Spring Training and debuted with Hickory on 5/16...went 4-1, 2.81 (16 ER/51.1 IP) in final 12 G/GS after a 0-3, 9.35 (18 ER/17.1 IP) start spanning 6 G/GS...opponents batted .233/.340/.360/.700...started Game 2 of the SAL Championship Series (5.0 IP, 4 R-ER)...**2018:** Did not see official action, but participated in the fall instructional league...**Notes:** Was 8-2 with a 0.20 ERA and 120 strikeouts in 70 innings at Orange Lutheran (Calif.) High School as a senior in 2018, earning Gatorade's California High School Player of the Year award and *Baseball America* High School Player of the Year honors...was named Gatorade's 2017 Colorado High School Player of the Year at Silver Creek High School near Denver...pitched for an Orange Lutheran squad that won the USA Baseball National High School Invitational in March...pitched the opening game of the tournament for the Lancers, posting nine strikeouts in 6.0 innings, and went 2-for-3 with 3 RBI in the championship game to help Orange Lutheran repeat as NHSI champions...was rated as the 9th-best prospect (MLB.com) and the 10th-best prospect (*Baseball America*) in the 2018 draft...tabbed *Baseball America's* top prospect in Southern California...also rated by *Baseball America* as having the second-best control among high school pitching prospects...had committed to play at Texas Christian University.

YEAR	CLUB	W-L	ERA	G	GS	CG	SHO	SV	IP	H	R	ER	HR	HB	BB-I	SO	WP	BK
2019	Hickory	4-4	4.46	18	18	0	0	0	68.2	59	36	34	5	3	39-0	65	7	0

WOLFRAM, GRANT**LHP**

Ht./Wt.: 6-7/235

Bats/Throws: L/L

Born: Dec. 12, 1996 in Holland, MI

Opening Day Age: 23

Resides: Hamilton, MI

Acquired: Selected in the 18th round of the 2018 June draft...signed July 3, 2018.

Signed By: Roger Coryell

2019: Went 4-0, 3.90 (14 ER/32.1 IP) in 16 G as a reliever and 1-3, 4.62 (19 ER/37.0 IP) in 9 G as a starter...was on injured list from 6/15-22 (right calf strain) and 8/22-end of season (left shoulder strain)...**2018:** Logged 8 G/one GS for the AZL Rangers in 1st pro season...opponents batted .308/.400/.333/.733...**Notes:** Draft selection was dedicated to former Rangers scout Roger Coryell, who passed away at age 70 in April 2018...played 2 seasons at Davenport University, finishing among the program's all-time leaders in SO/9 (1st, 10.81), starts (2nd, 29), wins (3rd, 19), and strikeouts (3rd, 195)...in 2018, recorded 95 SO in 69 IP, including a school-record 13 SO in no-hitter on 4/27 vs. Ashland...transferred from Central Michigan University...prepped at Hamilton (Mich.) High School...originally selected by Detroit in the 17th round of the 2015 June draft, but did not sign.

YEAR	CLUB	W-L	ERA	G	GS	CG	SHO	SV	IP	H	R	ER	HR	HB	BB-I	SO	WP	BK
2018	AZL Rangers	0-0	3.38	8	1	0	0	0	10.2	12	4	4	0	0	6-0	10	0	0
2019	Hickory	5-3	4.28	25	9	0	0	0	69.1	72	38	33	3	5	30-0	73	6	0
MINOR TOTALS		5-3	4.16	33	10	0	0	0	80.0	84	42	37	3	5	36-0	83	6	0

YODER, NICHOLAS**RHP**

Ht./Wt.: 6-6/205

Bats/Throws: R/R

Born: March 3, 1999 in Voorhees, NJ

Opening Day Age: 21

Resides: Blackwood, NJ

Acquired: Selected in the 34th round of the 2019 June draft...signed on June 18, 2019.

Signed By: Takeshi Sakurayama

2019: Appeared in 3 games for the AZL Rangers...**Notes:** Played baseball at Rowan College of South Jersey...went 5-1 with a 3.97 ERA and 55 strikeouts in 56.2 innings over 14 games/11 starts in 2019...prepped at Highland Regional (N.J.) High School.

YEAR	CLUB	W-L	ERA	G	GS	CG	SHO	SV	IP	H	R	ER	HR	HB	BB-I	SO	WP	BK
2019	AZL Rangers	0-0	2.25	3	0	0	0	0	4.0	2	1	1	0	0	3-0	4	0	0

FRONT OFFICE

COACHES

PLAYERS

2019 REVIEW

OPPONENTS

RECORDS

DEVELOPMENT

MEDIA

RULES OF INTEREST

FRONT OFFICE

COACHES

PLAYERS

2019 REVIEW

OPPONENTS

RECORDS

DEVELOPMENT

MEDIA

BLOWN SAVE: When a relief pitcher enters a game in a save situation and departs with the save situation no longer in effect because he has given up the lead, he is charged with a blown save. If the save opportunity still exists when he leaves the game, he is not charged with a save opportunity. If the pitcher has not given up the lead when he leaves the game, though the save opportunity may no longer exist, he is not charged with a save opportunity. This method has been part of the Rolands formula since 1988.

CONSECUTIVE-GAME HITTING STREAKS: A consecutive-game hitting streak shall not be terminated if a player's plate appearances (one or more) result in a base on balls, hit batsman, defensive interference or a sacrifice bunt. The streak shall terminate if the player has a sacrifice fly or no hit. Consecutive game hitting streaks do not carry over from season to season.

CONSECUTIVE-GAME PLAYING STREAK: A consecutive-game playing streak shall be extended if the player plays one half-inning on defense, or if he completes a time at bat by reaching base or being put out. A pinch-running appearance only shall not extend the streak. If a player is ejected from a game by an umpire before he can comply with the requirements of this rule, his streak shall continue.

DAY/NIGHT GAME: Any game scheduled to start after 5:00 p.m. will be considered a night game. If a game is scheduled to start at or before 5 P.M. and is delayed by rain or for any other reason it shall be considered a day game. However, both games of a two-night doubleheader shall be considered night games. When afternoon and night games are played on the same day and separate admissions are charged, they will be counted as one day and one night game and will not be considered a doubleheader.

DETERMINING GAMES BACK IN STANDINGS: Determine the games above .500 of team in first place, minus the games above .500 of team you're trying to figure out. Example: If the team in first is 5 games above .500 and you are trying to figure out how many games back a team that is one game above .500, then 5-1=4 so the team is 4 games back. Or the number of fewer wins plus the number of extra losses than the leader in the standings, divided by 2.

INJURED LISTS

10-Day: Position players must remain off the active roster for a minimum of 10 calendar days, starting on the day following the player's last game.

60-Day: Same rules apply, however, this may only be used when the team's 40-man roster is full. Any player placed on the 60-day injured list after Aug. 1 may not play for the remainder of the season, including any postseason game.

7-Day: The 7-day injured list is used exclusively for concussions. Like the 10-day list, the player remains on the 40-man roster but is not counted against the active roster. After 10 days, if the player is still on the 7-day list, he automatically rolls onto the regular 10-day injured list with credit for those 10 days.

HOLD RULE: The hold is not an official statistic, but it was created as a way to credit middle relief pitchers for a job well done. If a reliever comes into a game to protect a lead, gets at least one out and leaves without giving up that lead, he is credited with a hold. You can not get a save and hold in the same game.

MAGIC NUMBER: Determine the number of games yet to be played, add one, then subtract the number of games ahead in the loss column of the standings from the closest opponent.

QUALIFICATIONS FOR A BATTING CHAMPIONSHIP: Highest batting average based on a minimum of 502 plate appearances, including official times at bat, bases on balls, hit by pitch, sacrifice hits, sacrifice flies and times awarded first base due to interference or obstruction.

RULE CHANGES FOR 2020

15-Day Injured List: The minimum time a pitcher spends on the injured list will be increased back to 15 days from 10, and the minimum assignment period of pitchers who are optionally assigned to the minors will increase from 10 days to 15.

Three-batter Minimum: Starting pitchers and relief pitchers must pitch to either a minimum of three batters or to the end of a half-inning, with exceptions for incapacitating injury or illness.

Two-way Players: A player earns two-way status by satisfying both of the following criteria, in either the current season or the immediately preceding season: 1. Pitching at least 20 MLB innings. 2. Playing in at least 20 MLB games as a position player or designated hitter, with at least three plate appearances in each of the 20 games.

Roster Limits: Teams are required to carry 28 players on their active roster from Sept. 1 to Opening Day; 26 from Opening Day to Aug. 31, although clubs have the option to carry 25 players instead of 26. Furthermore, the number of pitchers a club can carry on the active roster is capped at 13, however that limit expands to 14 after Aug. 31.

Each team must designate players as either "position players" or "pitchers" before the start of the season, and that designation cannot be changed during the season. Only players who are designated as "pitchers" will be allowed to pitch in any regular-season or postseason game, with the following exceptions: 1. One team is ahead by at least 7 runs when the player has assumed a pitching role. 2. The game is in extra innings. 3. The player serving as pitcher has earned the status of "two-way player."

QUALIFICATIONS FOR A FIELDING CHAMPIONSHIP: Highest fielding average and (a) catcher must have played in at least 81 games; (b) infielder or outfielder must have played in at least 108 games; and (c) pitcher must have 162 innings pitched. NOTE: These figures DO NOT determine Rawlings Gold Glove winners at the end of the season.

QUALIFICATIONS FOR A PITCHING CHAMPIONSHIP: Lowest earned run average with a minimum of 162 innings pitched.

QUALIFICATIONS FOR A ROOKIE: Not more than 130 at-bats or 50 innings pitched in the Major Leagues during a previous season or seasons, nor more than 45 days on a major league roster during the 25-player limit (prior to Aug. 31, excluding time in military service). Time on the injured list does not count towards rookie status.

QUALITY START: Defined as a start where a pitcher lasts 6 or more innings and gives up 3 or less earned runs.

SAVE RULE: Credit a pitcher with a save when he meets all three of the following conditions: (1) He is the finishing pitcher in a game won by his club; (2) He is not the winning pitcher; and (3) He qualifies under one of the following conditions: (a) He enters the game with a lead of no more than three runs and pitches for at least one inning; or (b) He enters the game, regardless of the count, with the potential tying run either on base, or at bat, or on deck (that is, the potential tying run is either already on base or is one of the first two batters he faces); or (c) He pitches effectively for at least three innings. No more than one save can be credited in each game.

TRADING REGULATIONS: For assignment from one major league club to another, waivers are necessary ONLY beginning Aug. 1 and ending the day following the close of the championship season. At all other times, no waivers are necessary for trades at the major league level.

WAIVER PERIODS: End of season to 30th day of season; 31st day of the season to July 31; Aug. 1 to end of season. Player are available on waivers in reverse order of standings at the time waivers expire, if more than 30 days after start of season; otherwise in reverse order of standings at the close of the previous season.

YEAR OF SERVICE: 172 days constitute a full major league year of service.

MEDIA



Rangers 2019 Player of the Year Danny Santana is interviewed by FSSW reporter Emily Jones, with assistance from teammate Elvis Andrus. Santana finished 2019 with a career-high 28 home runs and 81 RBI in his first season with the club.

MEDIA INFORMATION

TEXAS RANGERS COMMUNICATIONS DEPARTMENT

Globe Life Field

734 Stadium Drive, Arlington, Texas 76011

JOHN BLAKE	Executive Vice President, Communications (jblake@texasrangers.com)
ANGIE SWINT	Vice President, Broadcasting and Communications (aswint@texasrangers.com)
RICH RICE	Senior Director, Communications (rice@texasrangers.com)
MADISON PELLETIER	Manager, Communications (mpelletier@texasrangers.com)
MATT MALLIAN	Manager, Baseball Information (mmallian@texasrangers.com)
KATE MUNSON*	Coordinator, Media Services (kmunson@texasrangers.com)
TYLER STRACHAN	Coordinator, Communications (tstrachan@texasrangers.com)

*Handles media credentials requests

OFFICE	817.273.5203
FAX	817.542.0146

THE RANGERS COMMUNICATIONS DEPARTMENT is located in the Rangers executive offices in Globe Life Field. The lobby entrance for the offices is located at 734 Stadium Drive at the intersection of Stadium Drive and Cowboys Way in the southeast corner of the ballpark.

CREDENTIALS: Credentials will be issued to news gathering sources through the Rangers on-line credential system. Season credentials will be issued only to those news agencies that cover the Rangers on a daily basis. **ALL SEASON AND DAILY CREDENTIALS IN 2020 WILL HAVE HEADSHOTS AND ARE NON-TRANSFERABLE.** Requests for all regular season Rangers home games should be made 24 hours in advance and by Friday at 3:00 p.m. for a weekend game. No autographs are permitted on the field or in the clubhouses to credentialed media. All game credentials will be picked up at the Media Gate, which is located on Cowboys Way on the southwest corner of Globe Life Field. Credentials will be available at the Media Gate beginning approximately five hours prior to the start of the game. Prior to that time, credentials may be picked up in the Baseball Media Relations Office. **CREDENTIALS MUST BE VISIBLY WORN AT ALL TIMES.** For more information, please contact Kate Munson at 817-533-1660 or kmunson@texasrangers.com.

PLEASE NOTE: ALL MEDIA MUST SIGN MAJOR LEAGUE BASEBALL'S TERMS AND CONDITIONS SHEET BEFORE ANY SEASON OR DAILY CREDENTIAL WILL BE ISSUED.

MEDIA GATE: The media gate at Globe Life Field is located at Southwest Gate on Cowboys Way across from Parking Lot R. The media gate opens five hours prior to night games and four hours prior to day games. Rangers security personnel scan all credentials and will inspect all media bags prior to allowing entrance into Globe Life Field. **PLEASE NOTE THAT ALL INDIVIDUALS WITH MEDIA PASSES, INCLUDING BROADCAST CREWS FOR TELEVISION AND RADIO RIGHTSHOLDERS, MUST ENTER GLOBE LIFE FIELD THROUGH THE SOUTHWEST MEDIA GATE.**

CLUBHOUSES: Both clubhouses are located on the event level of Globe Life Field. The Rangers' clubhouse is on the first base side, and the visiting clubhouse is on the third base side, and both are accessible by doors off the main event level. Only credentialed media with clubhouse access will be admitted and all credentials will be scanned at the clubhouse entrances prior to access. The training and weight rooms and club dining areas are closed to everyone except players and Rangers club officials. The Rangers clubhouse is open beginning three and a half hours until the start of batting practice and will open 10 minutes following the game.

PHOTOGRAPHERS WORKROOM: Photographers can use the photographers workroom located on the event level at the field/media tunnel entrance.

FIELD: Only credentialed media with field access will be allowed onto the field prior to the game. **THE ONLY FIELD ACCESS FOR MEDIA WILL BE THROUGH THE FIELD/MEDIA TUNNEL ENTRANCE LOCATED ON THE THIRD BASE SIDE OF THE EVENT LEVEL NEXT TO THE VISITING CLUBHOUSE.** Media must clear the field 45 minutes prior to game time.

INTERVIEW ROOM: An interview room is located on the event level adjacent to the Rangers clubhouse on the first base side. Rangers Manager Chris Woodward does his postgame media session in the interview room. The room is also used for press conferences and other special interviews.

PRESS BOX: The Globe Life Field press box is located above the upper concourse behind home plate. The press box can be accessed via the stairs on the upper concourse or from the media elevator on the main concourse behind home plate. The press box phone number is 817-533-1914.

BROADCAST CENTER: All broadcast television and radio booths for home and visiting rightsholders are located in the broadcast center on the upper concourse behind home plate. The broadcast center can be accessed from the upper concourse or from the media elevator on the main concourse behind home plate.

ACCESS TO CLUBHOUSE, PHOTOGRAPHERS WORKROOM, FIELD, INTERVIEW ROOM, PRESS BOX: Access to the event level (clubhouses, darkrooms, field, and interview room), upper concourse (broadcast center) and press box is available by the media elevator, which is located behind home plate and runs between the event level, upper concourse, and press box. On the main concourse, the media elevator is located across from the Media/Southwest Gate of Globe Life Field. Only persons with media credentials will be allowed on the elevator. Media may also gain access between the three levels by using stairs from the main concourse to the event level behind home plate and by using stairs from the broadcast center and press box to the event level located on the first base side.

PARKING: Media parking for Globe Life Field is in Tacoma Lot R, which is located on Stadium Drive and Sanford St. just south of Cowboys Way and Globe Life Field. Media with season credentials must enter Lot R thru the **R2** entrance off Stadium Drive and park in the designated areas. The **R2** entrance will generally open 30 minutes prior to the opening of the media gate. A season parking credential will access Lot R media parking. For daily media parking, please contact the Texas Rangers Communications Department, and your name will be left on the parking list with the **R2** entrance attendant.

PRESS ROOM: The media dining room is located directly behind the press box seating area on the press box level. It is open for pregame meal service beginning three hours prior to game time to accredited media members only. There is a \$13.00 meal charge.

MEDIA GUIDES AND GAME NOTES: Rangers media guides and guides of other clubs are available upon request in the press box. Game notes and statistics will be available in the press box before the game.

WIRELESS ACCESS: Globe Life Field's press box and broadcast center is equipped with wireless internet connection: MLB-Press2020 with the password: PlayaLL#. There are also Ethernet cables at the majority of seats in the main press box. A member of the communications staff can assist in establishing a connection.

TELEPHONES: Media wishing to order an individual telephone line should contact both Southwestern Bell at (800) 782-8353 and the Rangers IT department at (817) 533-1999.

WORKROOM: The media workroom is located on the press box level adjacent to the media elevator.

FRONT OFFICE

COACHES

PLAYERS

2019 REVIEW

OPPORTUNITIES

RECORDS

DEVELOPMENT

MEDIA

COMMUNICATIONS STAFF



RICH RICE

• SENIOR DIRECTOR, COMMUNICATIONS •

Rich Rice is the Senior Director of Communications and this is his 13th season in the department. In his role, Rice is responsible for assisting John Blake with the club's baseball PR efforts.

Rice spent two seasons with the communications department for the Colorado Rockies in 2006-07, returning to the Rangers shortly after the Rockies lost the 2007 World Series. He also spent five seasons as an assistant in the Rangers PR department from 2001-05.

A native of Blue Springs, Mo., Rice served internships with the Chicago Cubs, Baseball Hall of Fame, and the University of Missouri-Kansas City prior to his first stint with the Rangers. He graduated with a BBA from UMKC in 1999 and earned a master's of sports administration from Ohio University in 2000. Rice also served as a Kansas City Royals clubhouse attendant/batboy from 1994-1999.

Rice and his wife, Jennifer, reside in Lantana with daughter Madeline (11) and son Brooks (8).



MATT MALLIAN

• MANAGER, BASEBALL INFORMATION •

Matt Mallian is in his fourth season with the Rangers, his second as Manager, Baseball Information. He originally joined the club as the communications intern in 2017 and was hired full-time prior to the 2018 season.

A 2017 graduate of Elon University in North Carolina, he spent three seasons as a media relations intern for the NHL's Carolina Hurricanes and also completed internships with USA Baseball, Elon University athletics communications, and the Burlington (N.C.) Times-News.

The Chicago-area native was raised in Illinois and North Carolina, and attended Athens Drive High School in Raleigh, N.C., the same school that produced former Ranger and 2010 A.L. MVP Josh Hamilton.



KATE MUNSON

• COORDINATOR, MEDIA SERVICES •

Kate Munson begins her sixth season with the Rangers after joining the organization in December 2014. Before coming to Texas, she completed two seasons as the Communications Intern for the Tampa Bay Rays and one season as the Media Relations Intern for the Chicago Cubs.

The Rockford, Illinois native attended the University of Illinois, where she spent all four years as a beat reporter covering sports for The Daily Illini, the student newspaper on campus. She was introduced to public relations when she worked in the communications department for her hometown Minor League hockey team, the American Hockey League's Rockford IceHogs, prior to graduation.

Kate earned her journalism degree from Illinois in 2011 and completed a Master of Science in Communication from Syracuse University in 2019.



TYLER STRACHAN

• COORDINATOR, COMMUNICATIONS •

Tyler Strachan is in his second season with the Rangers, his first as Communications Coordinator after completing an internship with the club in 2019.

Prior to joining the organization, he served in intern roles for the Round Rock Express, the former Triple-A affiliate of the Rangers, and the Eau Claire Express, a collegiate summer team in the Northwoods League.

A native of Round Rock, Texas, Strachan left the Lone Star State following high school to pursue a degree in Sports Journalism at Arizona State University, where he spent four years as a student reporter covering Sun Devil women's basketball and softball.



SPENCER KROCK

COMMUNICATIONS INTERN

FRONT OFFICE

COACHES

PLAYERS

2019 REVIEW

OPPONENTS

RECORDS

DEVELOPMENT

MEDIA

FOX Sports Southwest (FSSW) is in its 20th season carrying Texas Rangers baseball, the sixth year as the exclusive television rightsholder. FSSW is scheduled to carry approximately 159 games in 2020. All Rangers broadcasts on FOX Sports Southwest will be streamed on FOX Sports GO, the live streaming platform. FOX Sports GO is available on FOXSportsGO.com or on the FOX Sports GO app. Production facilities for Rangers home games and a number of away telecasts are provided by Mobile Television Group. FOX Sports Southwest is the local television home of the Texas Rangers and reaches over nine million homes in Texas, Oklahoma, Louisiana, and Arkansas. The regional sports network specializes in home team coverage of Southwest professional and collegiate



SOUTHWEST™

teams. FOX Sports Southwest, and its sister regional sports networks FOX Sports Oklahoma and FOX Sports New Orleans, are the television homes of the NBA's Dallas Mavericks, San Antonio Spurs, Oklahoma City Thunder and New Orleans Pelicans; MLB's Texas Rangers; the NHL's Dallas Stars; the WNBA's Dallas Wings; collegiate events, including expanded coverage

of the University of Oklahoma and University Interscholastic League (UIL) Texas high school events. Nationally, the 23 FOX Sports Regional Networks serve as the TV home to more than half of all MLB, NHL and NBA teams based in the United States and produce more than 4,500 live local professional telecasts each year in addition to a wide variety of locally produced sports events and programs.



DAVE RAYMOND

• TELEVISION PLAY-BY-PLAY •

Dave Raymond is in his fourth year as the primary play-by-play announcer for the club's broadcasts on FOX Sports Southwest. Raymond joined the Rangers in 2016 and worked approximately 45 TV games that season.

The 24-year broadcasting veteran called radio and television games for the Houston Astros from 2006-2012. Raymond also has major league experience on the radio side with the San Francisco Giants and Baltimore Orioles and has been a Minor League broadcaster for the Brockton Rox, Sonoma County Crushers, Charleston River Dogs, and Iowa Cubs. From 2013-15, he served as a play-by-play and studio host for Major League Baseball Advanced Media. His other broadcasting credits include college football, basketball, baseball, and softball for ESPN, Comcast, Root Sports, and the CBS Sports Network. Raymond was the pre and postgame studio host for Houston Texans shows on FSSW in 2013 and 2014. He was also a business reporter for Forbes and Forbes ASAP from 1997-2002.

Raymond is a 1994 graduate of Stanford University, where he was Senior Class President and a member of the track and field team. Dave resides in Flower Mound, TX with his wife Tish and sons Donnie (17), Tommy (15), and Mike (12).



TOM GRIEVE

• TELEVISION COLOR ANALYST •

Tom Grieve is in his 26th season as an analyst in the Rangers' television booth after debuting on Prime Sports broadcasts in 1995, the longest tenure of any TV broadcaster in club history. Elected to the Rangers Hall of Fame in 2010, he has been with the Washington/Texas franchise for nearly 52 of his 53 years in professional baseball. Grieve joined longtime Rangers' coach and Minor League manager Bobby Jones in throwing out the ceremonial first pitches on opening day in 2016 in recognition of their 50th pro seasons. In 2020, Grieve will serve as the in-game analyst for approximately 46 games.

Named the Rangers' Vice President and General Manager in September 1984, Grieve became the youngest General Manager in baseball at the time and remained in the position until September 1994. He was the Senators' first round pick in the October, 1966 June free agent draft after an outstanding high school career in his hometown of Pittsfield, Massachusetts. Grieve was elected to the Western Massachusetts Baseball Hall of Fame in 2017. He played in the majors with the Senators, Rangers, Mets and Cardinals from 1970-79. He was the Rangers' Player of the Year in 1976 with career bests of 20 homers and 81 RBI.

Grieve joined the Rangers' front office as director of group sales in 1980, became assistant director of player development in 1981, and was promoted to director of player development after the 1982 season. Tom and his wife, Kathy, have three children, all accomplished athletes. His oldest son Tim, a 1994 graduate of Texas Christian University, pitched in the Kansas City and Arizona organizations and is now the Midwest Regional Scouting Crosschecker for the Detroit Tigers. His son Ben was the 2nd pick in the nation in the 1994 June draft and played nine major league seasons with the A's, Devil Rays, Brewers, and Cubs, earning 1998 American League Rookie of the Year honors with Oakland. Daughter Katie was an all-state volleyball player at Arlington Martin HS and went on to play at Auburn University. She graduated from the University of Texas in 2000. Tom and Kathy have eight grandchildren.

RANGERS LIVE HOSTS ON FOX SPORTS SOUTHWEST



MIKE BACSIK



STEVE BUCHELE



ERIN HARTIGAN



DANA LARSON



LESLEY McCASLIN



C.J. NITKOWSKI

• TELEVISION COLOR ANALYST / PLAY-BY-PLAY •


Former major league pitcher C.J. Nitkowski joined the Rangers as a television analyst in 2017. He is expected to work about 100 regular season games again in 2020 and will do a select number of games as the play-by-play announcer.

Nitkowski has been with FOX since 2014, serving as an analyst on national broadcasts for FOX/FS1 as well as working in a studio role for MLB WhipAround and pre- and post-game programming on FOX MLB regular and postseason games. He is also an analyst and host for MLB Network Radio on Sirius/XM.

The left-hander pitched in 336 games for eight major league teams (Cincinnati, Detroit, Houston, New York Mets, Texas, Atlanta, New York Yankees, Washington) from 1995-2005, including an 18-game stint with the Rangers in 2002 and 2003. He completed his playing career with two years each in Japan and Korea before beginning his broadcasting career.

Nitkowski also played Dutch Leonard in the movie 42 in 2013 and has had multiple cameos as well as serving as a script consultant for FOX TV's Pitch, which aired in 2016.

A native of Suffern, New York, Nitkowski was selected by Cincinnati in the first round of the 1994 MLB 1st Year Player Draft out of St. John's (NY) University. He lives in Alpharetta, GA with his wife Megan and three children, Matthew (20), Brooke (18), and Luke (12).



DAVID MURPHY

• TELEVISION COLOR ANALYST •

David Murphy made his debut in the Texas television booth in 2019 and will serve in that role for approximately 30 games in 2020. The former outfielder has also been a member of the team's pre and post-game television coverage on FOX Sports Southwest since 2017 and has served as an analyst on select FSSW broadcasts of Frisco RoughRiders home games.

Murphy retired after the 2015 season with a .274 career average and 104 home runs in 1,100 Major League games with Boston (2006-07), Texas (2007-13), Cleveland (2014-15), and the Los Angeles Angels (2015). He appeared in over 100 games for six straight seasons for the Rangers from 2008-13 with at least 11 homers each year.

The left-handed batter posted career highs with 74 RBI in 2008, 17 homers in 2009, and a .304 batting average in 2012. He was the Rangers' 2007 Rookie of the Year and the recipient of the 2011 Harold McKinney Good Guy Award. Murphy was also selected to the Rangers Globe Life Park All-Time Team last September.

The Houston native graduated from Klein High School in Spring, TX and then played three years at Baylor University before being selected by Boston in the first round of the 2003 Major League Draft. He made his big league debut with the Red Sox in September 2006 before being traded to the Rangers at the trading deadline in July 2007. David and his wife Andrea have four children and live in Southlake.



EMILY JONES

• FIELD REPORTER •

A familiar face in Texas Rangers telecasts, Emily Jones returns in 2020 as the field reporter for the majority of the FOX Sports Southwest's home telecasts and a select number of road broadcasts. In addition, she contributes to the bi-weekly Rangers Insider show and other in-season and off-season Rangers programming on FOX Sports Southwest. Jones also makes appearances on behalf of the club and works with Texas' minor leaguers as a media training advisor. She also undertakes assignments for MLB Network and MLB.com. Jones has been a part of the Rangers' television broadcasts since 2007.

Jones worked full-time for FOX Sports Southwest on a variety of the network's programming from 2004 through October 2013. She previously was a news reporter and sports director at KCBD-TV in Lubbock. She is a graduate of Texas Tech University.

She is the author of two children's books, A Place for Everyone (2017) and Something Special in the Stands (2018). Jones is a member of the Board of Directors for the Do It For Durrett Foundation.

Emily and her husband Mike McCoy have two children, Henry and Hattie, and reside in Fort Worth.

RANGERS LIVE HOSTS ON FOX SPORTS SOUTHWEST



**MARK
McLEMORE**



**SARAH
MERRIFIELD**



**RIC
RENNER**



**JOHN
RHADIGAN**



**PUDGE
RODRIGUEZ**

Entercom, a leading media and entertainment company and the unrivaled leader in sports radio and the Texas Rangers hold a multi-year partnership for the team's English language play-by-play broadcasts that was extended in January 2020. Entercom's 105.3 The Fan (KRLD-FM) is the home of the Rangers and covers both regular and postseason games, as well as select Spring Training games. As the premier sports audio producers and leaders in live, local programming, Entercom complements its play-by-play coverage on 105.3 The Fan, with live pre- and post-game shows, and Rangers-themed daily programming featuring interviews with players, coaches and front office personnel. 105.3 The Fan is a RADIO.



RADIO.COM, the fastest growing digital audio app in the United States and the leader in local sports coverage, currently has over 500 stations and thousands of podcasts, with more added continuously on its rapidly growing platform. RADIO.COM is a part of Entercom. The partnership with KRLD (AM & FM) began in 1995 and went through 2010. It was renewed in 2014. From 1995 to 2008, all games were broadcast on NewsRadio 1080 (KRLD-AM). After its launch in the fall of 2008, 105.3 The Fan became the first FM station to broadcast Rangers games by airing the team's 2009- 2010 season

weekday games. NewsRadio 1080 continues to broadcast any games that conflict with previously scheduled programming on 105.3 The FAN. 105.3. Entercom Communications Corp is a leading American media and entertainment company reaching and engaging over 170 million people each month through its premier collection of highly rated, award winning radio stations, digital platforms and live events.

As one of the country's two largest radio broadcasters, Entercom offers integrated marketing solutions and delivers the power of local connection on a national scale with coverage of close to 90% of stations 12+ in the top 50 markets. Entercom is the #1 creator of live, original, local audio content and the nation's unrivaled leader in news and sports radio. Listeners can tune in 105.3 The Fan (KRLD-FM) in Dallas, as well as nationwide on the RADIO.COM app and website. Fans can also connect with the station on social media via Twitter, Facebook and Instagram. In addition, the Rangers Radio Network provides Rangers baseball coverage to more than 75 stations throughout six states: Texas, Arkansas, Louisiana, Oklahoma, Kansas, and New Mexico. The Rangers oversee all production and network elements for the radio broadcasts with distribution provided by Skyview Satellite Networks.



ERIC NADEL

* RADIO PLAY-BY-PLAY/COLOR *

The 2014 recipient of the Ford C. Frick Award, Eric Nadel is in his 26th year as the lead voice on the Texas Rangers radio broadcasts. It marks his 42nd year broadcasting Rangers baseball, the longest tenure of any announcer in the history of the franchise and the second longest continuous current stint with one team in the American League to Kansas City's Denny Matthews (52nd year in 2019).

The Ford C. Frick Award is presented annually for excellence in broadcasting by the National Baseball Hall of Fame and Museum. Nadel was the first primary voice of the Texas Rangers to be honored with the Frick Award, which was first presented in 1978. He was a finalist for the 2011, 2012, and 2013 Frick Awards.

Nadel was honored at the Hall of Fame's Awards Presentation on July 26, 2014 in Cooperstown, New York, along with 2014 J.G. Taylor Spink Award winner Roger Angell and Buck O'Neil Lifetime Achievement Award recipient Joe Garagiola.

Nadel is an eight-time selection of the National Sportscasters and Sportswriters Association Texas Sportscaster of the Year Award (1999, 2001, 2002, 2006, 2009, 2010, 2011, 2015) and was twice honored by the Associated Press for best play-by-play in Texas. He was inducted as the 15th member of the Texas Rangers Baseball Hall of Fame on August 11, 2012.

Nadel joined the Rangers in 1979 and called games on television and radio in his first three seasons. Beginning in 1982, he began a 13-year run with Mark Holtz as the radio team on WBAP while returning to the television booth for one year in 1984. Nadel became the team's lead radio voice on KRLD Radio when Holtz moved to television in 1995.

Nadel is a graduate of Brown University, where he called football and hockey on the college radio station. He had Minor League hockey play-by-play stints in Muskegon, MI, Oklahoma City, Dallas and Fort Worth, and was also the radio voice of the Dallas Diamonds of the Women's Professional Basketball League. Nadel has spent several offseasons learning Spanish and has taken part in Spanish game broadcasts in numerous Latin American countries.

He is also the author of four books, including his latest work, LIM-ERIC!, an illustrated book of limericks published in November 2018. A portion of the proceeds from the sales of that book is going to the Texas Rangers Baseball Foundation. Nadel also wrote Texas Rangers: The Authorized History, which was released in 1997.

Eric is very active in the local music scene, annually presenting a Birthday Benefit Concert for Focus on Teens, for which he is a member of the Board of Directors, at Dallas' Kessler Theater. This year's concert on April 29 stars The War and Treaty and Nicole Atkins. He is also staging a monthly Sunday concert series at Cafe Momentum. He is very involved in numerous mental health causes, serving as a spokesman for the national Campaign to Change Direction and for Texas State of Mind. He is a long-time animal activist and raised the funds for the construction of the first leash-free dog park in North Texas at Mockingbird Point in Dallas.

A 1991 inductee in the Texas Baseball Hall of Fame, Nadel and his wife, Jeannie, reside in Dallas and Durango, CO with their dog, Kirby, a terrier mix.



RANGERS SPANISH RADIO NETWORK

FRONT OFFICE

COACHES

PLAYERS

2019 REVIEW

OPPONENTS

RECORDS

DEVELOPMENT

MEDIA

In November 2016, the Rangers entered into a multi-year agreement with Univision Deportes Radio to be the team's Spanish radio flagship station that was extended in January 2020.

The majority of the Rangers' home and away games are broadcast by KFLC Univision Deportes 1270am, which was previously the Rangers' Spanish radio home from 1999-2010. Selected games are carried by Univision's La Jefa KFZO 99.1 FM when programming conflicts arise on KFLC 1270am.

Univision Deportes 1270am brings listeners in the Dallas-Ft. Worth area the best in live sports commentary, live games, original content and broadcast programming. It also offers digital streams of select games and content; as well as



podcasts so that fans can access their favorite shows on their mobile devices. Univision Deportes Radio is a national radio network serving Hispanic sports fans in Phoenix, Los Angeles, Miami, New York, Chicago, Houston, Dallas, San Antonio, McAllen and Las Vegas. It is part of Univision Deportes, the multimedia sports division of Univision Communications Inc., the leading media company serving Hispanic America.

In addition, the Rangers Spanish Radio Network will provide Rangers baseball coverage to stations in Texas and Arkansas. The Rangers will continue to oversee all radio production and network elements of the broadcasts.



ELENO ORNELAS

• SPANISH RADIO PLAY-BY-PLAY/COLOR •

Eleno Ornelas is in his 21st season as a radio broadcaster for all Rangers Spanish, his 18th as the lead play-by-play announcer. In addition to his broadcast duties, Ornelas serves as the team's Spanish language interpreter and contributes to the Rangers Hispanic marketing and community initiatives in the Dallas-Fort Worth Metroplex on a year-round basis.

He was presented with the 2014 Golden Microphone Award from the National Association of Mexico Broadcasters, the organization's highest award. Ornelas began his broadcasting career at KRVA Radio in Dallas in 1993 before moving KESS-AM as a full-time sports announcer in 1998. He joined the Rangers organization as a full-time employee in 2003. In addition to the Rangers, Ornelas has done radio play-by-play for the Dallas Mavericks and covered the Dallas Cowboys and Dallas Burn during his tenure with KESS. He currently does Spanish radio broadcasts for Oklahoma City Thunder home games.

Ornelas is a native of Juarez, Mexico and was a professional baseball announcer in that country before coming to Texas. He has an extensive background as an administrator in the Mexican amateur baseball leagues in North Texas, serving as President of the Dallas League from 1993-98.



JOSE GUZMAN

• SPANISH RADIO COLOR •

Jose Guzman returns as the Spanish radio analyst for Rangers' home games in 2020. The former major league pitcher rejoined the broadcast team in 2015 after previously serving in that role on a fulltime basis from 2004-09.

Guzman also provided analysis on the Rangers Spanish home television broadcasts from 2010-13. He makes appearances in the community on behalf of the team. Guzman compiled an 80-74 record in 193 career appearances with the Rangers and Cubs from 1985-93. He won 11 or more games four times with Texas and was the team's Pitcher of the Year and A.L. Comeback Player of the Year in 1991. Shoulder injuries plagued him for much of his career, although he came out of retirement to pitch for the Independent Fort Worth Cats in 2001 and 2002.

FORD C. FRICK AWARD WINNERS

1978	Mel Allen	1988	Lindsey Nelson	1999	Arch McDonald	2010	Jon Miller
	Red Barber	1989	Harry Caray	2000	Marty Brennaman	2011	Dave Van Horne
1979	Bob Elson	1990	By Saam	2001	Felo Ramirez	2012	Tim McCarver
1980	Russ Hodges	1991	Joe Garagiola	2002	Harry Kalas	2013	Tom Cheek
1981	Ernie Harwell	1992	Milo Hamilton	2003	Bob Uecker	2014	Eric Nadel
1982	Vin Scully	1993	Chuck Thompson	2004	Lon Simmons	2015	Dick Enberg
1983	Jack Brickhouse	1994	Bob Murphy	2005	Jerry Coleman	2016	Graham McNamee
1984	Curt Gowdy	1995	Bob Wolff	2006	Gene Elston	2017	Bill King
1985	Buck Canel	1996	Herb Carneal	2007	Denny Matthews	2018	Bob Costas
1986	Bob Prince	1997	Jimmy Dudley	2008	Dave Niehaus	2019	Al Helfer
1987	Jack Buck	1998	Jaime Jarrin	2009	Tony Kubek	2020	Ken Harelson

DALLAS-FORT WORTH LOCAL MEDIA

RANGERS BROADCAST HISTORY

YEAR	RADIO	TELEVISION	CABLE
1972	KRLD-Bill Mercer & Don Drysdale	KDRW Ch. 4-Mercer & Drysdale	
1973	KRLD-Mercer & Dick Risenhoover	KDFW Ch. 4-Risenhoover & Tom Hedrick	
1974	WBAP-Risenhoover & Bill Merrill	WBAP Ch. 5-Risenhoover & Jimmy Piersall & Burt Hawkins	
1975	WBAP-Risenhoover & Merrill	KXAS Ch. 5-Risenhoover & Tom Vandergriff	
1976	WBAP-Risenhoover & Merrill	KXAS Ch. 5-Risenhoover & Vandergriff	
1977	WBAP-Risenhoover & Merrill	KXAS Ch. 5-Risenhoover & Vandergriff	
1978	WBAP-Jon Miller & Merrill	KXAS Ch. 5-Miller & Frank Gieber	
1979	WBAP-Miller & Merrill	KXAS Ch.5-Miller & Gieber & Eric Nadel	
1980	WBAP-Mel Proctor/Merrill/Nadel	KXAS Ch. 5-Proctor & Gieber & Nadel	
1981	WBAP-Proctor/Merrill/Nadel	KXAS Ch 5-Proctor & Nadel	Vue Pay-Mark Holtz/Norm Hitzges
1982	WBAP-Holtz & Nadel	KXAS Ch. 5-Harmon & Steve Busby	5 Star Cable-Harmon & Busby
1983	WBAP-Holtz & Nadel	KXAS Ch. 5-Harmon & Busby	HSE-Harmon & Busby
1984	WBAP-Holtz & Nadel	KXAS Ch. 5-Holtz/Nadel/Busby	HSE-Harmon & Busby
1985	WBAP-Holtz & Nadel	KTVT Ch. 11-Phil Stone & Fred Patek	HSE-Harmon & Busby
1986	WBAP-Holtz & Nadel	KTVT Ch. 11-Bob Carpenter & Busby	HSE-Harmon/Hitzges/Carpenter
1987	WBAP-Holtz & Nadel	KTVT Ch. 11-Carpenter & Busby	HSE-Harmon/Hitzges/Carpenter
1988	WBAP-Holtz & Nadel	KTVT Ch. 11-Carpenter & Busby	HSE-Harmon/Hitzges/Carpenter
1989	WBAP-Holtz & Nadel	KTVT Ch. 11-Carpenter & Busby	HSE-Harmon/Hitzges/Greg Lucas
1990	WBAP-Holtz & Nadel	KTVT Ch. 11-Busby & Jim Sundberg	HSE-Dave Barnett/Brad Sham/Lucas/Sundberg
1991	WBAP-Holtz & Nadel	KTVT Ch. 11-Busby & Sundberg	HSE-Lucas & Hitzges
1992	WBAP-Holtz & Nadel	KTVT Ch. 11-Busby & Sundberg	HSE-Lucas & Hitzges
1993	WBAP-Holtz & Nadel	KTVT Ch. 11-Busby & Sundberg	HSE-Lucas & Hitzges
1994	WBAP-Holtz & Nadel	KTVT Ch. 11-Busby & Sundberg	HSE-Lucas & Hitzges
1995	KRLD-Nadel & Brad Sham	KTVT Ch. 11-Busby & Sundberg	Prime-Holtz, Hitzges & Tom Grieve
1996	KRLD-Nadel & Sham	KXAS Ch. 5/KXTX Ch. 39-Holtz & Grieve	
1997	KRLD-Nadel & Sham	KXAS Ch. 5/KXTX Ch. 39- Holtz & Grieve (Bill Jones replaced Holtz 5/23/97)	FOX Sports SW-Holtz & Grieve
1998	KRLD-Nadel & Vince Cotroneo	KXAS Ch. 5/KXTX Ch. 39-Jones & Grieve	FOX Sports SW-Jones & Grieve
1999	KRLD-Nadel & Cotroneo	KXAS Ch. 5/KXTX Ch. 39-Jones & Grieve	FOX Sports SW-Jones & Grieve
2000	KRLD-Nadel & Cotroneo	FOX Ch. 4/KDFI Ch. 27-Jones & Grieve	FOX Sports SW-Jones & Grieve
2001	KRLD-Nadel & Cotroneo	FOX Ch. 4/KDFI Ch. 27-Jones & Grieve	FOX Sports SW-Jones & Grieve
2002	KRLD-Nadel, Cotroneo, Scott Franzke	FOX Ch. 4/KDFI Ch. 27-Josh Lewin & Grieve	FOX Sports SW-Lewin & Grieve
2003	KRLD-Nadel & Cotroneo	FOX Ch. 4/KDFI Ch. 27-Lewin & Grieve	FOX Sports SW-Lewin & Grieve
2004	KRLD-Nadel & Victor Rojas	FOX Ch. 4/KDFI Ch. 27-Lewin & Grieve	FOX Sports SW-Lewin & Grieve
2005	KRLD-Nadel & Rojas	FOX Ch. 4/KDFI Ch. 27-Lewin & Grieve	FOX Sports SW-Lewin & Grieve
2006	KRLD-Nadel & Rojas	FOX Ch. 4/KDFI Ch. 27-Lewin & Grieve	FOX Sports SW-Lewin & Grieve
2007	KRLD-Nadel & Rojas	FOX Ch. 4/KDFI my27-Lewin & Grieve	FOX Sports SW-Lewin & Grieve
2008	KRLD-Nadel & Rojas	FOX Ch. 4/KDFI my27-Lewin & Grieve	FOX Sports SW-Lewin & Grieve
2009	KRLD-Nadel & Dave Barnett	FOX Ch. 4/KDFI my27-Lewin & Grieve	FOX Sports SW-Lewin & Grieve
2010	KRLD-Nadel & Barnett	FOX Ch. 4/KTXA TXA21-Lewin & Grieve	FOX Sports SW-Lewin & Grieve
2011	ESPN-Nadel, Barnett, Busby & Dolgin	KTXA TXA21-John Rhadigan, Barnett & Grieve	FOX Sports SW-Rhadigan, Barnett & Grieve
2012	ESPN-Nadel, Busby, Dolgin & Matt Hicks	KTXA TXA21-Barnett, Busby & Grieve	FOX Sports SW-Barnett, Busby & Grieve
2013	ESPN-Nadel & Hicks	KTXA TXA21-Busby & Grieve	FOX Sports SW-Busby & Grieve
2014	ESPN-Nadel, Hicks, & Mike Peasley	KTXA TXA21-Busby & Grieve	FOX Sports SW-Busby, Grieve, & Mark McLemore
2015	KRLD-Nadel, Hicks, & Jared Sandler	None	FOX Sports SW-Busby, Grieve, & McLemore
2016	KRLD-Nadel, Hicks, & Dave Raymond	None	FOX Sports SW-Busby, Grieve, & Dave Raymond
2017	KRLD-Nadel, Hicks, & Sandler	None	FOX Sports SW-Raymond, Grieve, & CJ Nitkowski
2018	KRLD-Nadel & Hicks, & Sandler	None	FOX Sports SW-Raymond, Grieve, & Nitkowski
2019	KRLD-Nadel & Hicks, & Sandler	None	FOX Sports SW-Raymond, Grieve, Nitkowski, & David Murphy
2020	KRLD-Nadel & Hicks, & Sandler	None	FOX Sports SW-Raymond, Grieve, Nitkowski, & David Murphy

*Current broadcasters' first seasons marked in blue

DALLAS-FORT WORTH BBWAA MEMBERS

Anthony Andro , Honorary Member	Joe Garza , Yahoo! Sports	Kevin Sherrington , Dallas Morning News
Sam Blum , Dallas Morning News	Rick Gosselin , Honorary Member	Stefan Stevenson , Fort Worth Star-Telegram
Tim Cowlshaw , Dallas Morning News	Evan Grant , Dallas Morning News*	David Sessions , MLB.com
Drew Davison , Fort Worth Star-Telegram	Stephen Hawkins , Associated Press	T.R. Sullivan , MLB.com
Schuyler Dixon , Associated Press	Joey Hayden , Dallas Morning News	Levi Weaver , The Athletic DFW
Mac Engel , Fort Worth Star-Telegram	Jaeho Kim , MK Sports	Jeff Wilson , Fort Worth Star-Telegram
Randy Galloway , Honorary Member	Jim Reeves , Honorary Member	Saad Yousof , The Athletic DFW

*Chapter Chairman

DALLAS-FORT WORTH MEDIA DIRECTORY

OUTLET	PERSONNEL
MLB.com	T.R. Sullivan
KDFW (Ch. 4)	Mike Doocy, Samantha Gannon, Jeff Kolb
KXAS (Ch. 5)	Newy Scuggs, Pat Doney, Paul Jones, Victor Nguyen
WFAA (Ch. 8)	Dale Hansen, Joe Trahan, Mike Leslie, Jonah Javad, Arnold Payne, Sean Hamilton, Jose Gant
KTVT (Ch. 11)	Bill Jones, Keith Russell, Dandy Killeen, Chris Bullock
KUVN (Ch. 23)	Pedro Silva
KXTX (Ch. 39)	TEL Erik Mora, Ariana Figuera
FOX Sports Southwest	John Rhadigan, Ric Renner, Dana Larson, Erin Hartigan
WBAP (820)	Steve Lamb, Brian Estridge, Hal Jay
KRLD (1080)	David Burrell, Paul Mann
The Fan (105.3)	Gavin Dawson, Jeff Cavanaugh, Mike Bacsik, RJ Choppy, Shan Shariff, Eric Chiofalo, Zach Wolchuk, Roy White, Kevin Hageland, Cory Maegors, Tim Collins, Gavin Spittle
KTCK (1310/96.7)	George Dunham, Craig Miller, Gordon Keith, Norm Hitzges, Donovan Lewis, Dan McDowell, Bob Sturm, Corby Davidson, Sean Bass, Ty Walker, Julie Dobbs, Jeff Catlin
ESPN Radio (103.3)	Tim Cowlshaw, Steve Dennis, Matt McClearin, Jean-Jacques Taylor, Mike Peasley, Chuck Cooperstein, Jeff Catlin

GLOBE LIFE FIELD

The Texas Rangers are making the move to a beautiful new ballpark in 2020.

Globe Life Field, which was built as a public-private partnership between the City of Arlington and the Rangers, is not only the team's new home but also a multipurpose sports and entertainment venue that will include capabilities for hosting numerous local, regional, and national events



million pounds. The roof is comprised by a white rubber membrane on the north and south sloped planes, and the flat center is covered with 223 clear panels made of ETFE (ethylene tetrafluoroethylene), a transparent plastic polymer related material, allowing for natural light to fill the entire facility. The roof structure consists of five steel trusses and tie-in steel between each truss, and its construction required 19,000 tons of steel. The roof can open in approximately 12 minutes.

Globe Life Field complements and enhances the fabric of the Arlington Entertainment District, which includes Texas Live!, a development created by The Cordish Companies that opened in August 2018 and features outstanding dining and entertainment options and Live! by Loews – Arlington, TX, a hotel and convention center which began operations in August 2019. Further development in the area is ongoing as Arlington is fast becoming one of the nation's top sports and entertainment destinations.

Globe Life Field will be the third home park for the Texas Rangers. After moving to Texas for the 1972 season, the franchise played at Arlington Stadium through 1993. The Ballpark in Arlington, which was later known as Ameriquest Field, Rangers Ballpark, and ultimately Globe Life Park in Arlington, was the team's home from 1994-2019.

LOCATION

The street address for Globe Life Field is 734 Stadium Drive, Arlington, TX 76011, a tribute to the jersey numbers of two Rangers' Hall of Famers Ivan Rodriguez (#7) and Nolan Ryan (#34). It is located on a 13-acre site just south of Globe Life Park in Arlington on property that was previously parking for that ballpark. Globe Life Field is bordered by Randol Mill Road on the north, Stadium Drive on the east, Cowboys Way on the south, and Johnson Creek on the west.

HISTORY

The Rangers and the City of Arlington announced the master agreement for a new ballpark partnership on May 20, 2016 with unanimous approval for the agreement coming from the Arlington City Council on May 24, 2016. Arlington's ballpark bonds to finance the project were approved by voters in a City referendum on November 8, 2016. The Rangers and Globe Life And Accident Insurance Company (Globe Life) announced an extension of their naming rights partnership that established Globe Life Field as the name for the new ballpark on August 24, 2017.

The official groundbreaking for Globe Life Field took place on September 28, 2017 with construction being completed in less than 30 months.

COST

The project cost for Globe Life Field is approximately \$1.2 billion. The master agreement for this public-private partnership calls for a 50-50 split between the Texas Rangers and the City of Arlington, with the City's financial contribution capped at \$500 million. The City's contribution will be funded by a ½ cent sales tax, 2% hotel tax, and a 5% car rental tax. The Texas Rangers' original 30-year lease on the City-owned Globe Life Park in Arlington was set to end in 2024. With the new master agreement, the Rangers' partnership with Arlington extends until January 1, 2054.

SIZE

Globe Life Field measures 1.8 million square feet, 400,000 square feet more than Globe Life Park. At its highest point, GLF is 230 feet from the playing field to the top of the retractable roof. Each exterior side measures 785 by 815 feet. The park has six entry points, the Northwest, North, Northeast, Southeast, Southwest, and VIP entry on the West side.

RETRACTABLE ROOF

The 5.5 acre retractable roof is one of the most prominent features of Globe Life Field and will provide shade and cooler temperature 365 days a year, keeping the average temperature in the mid-70's. It is the largest single-panel operable roof in the world and weighs 24

PLAYING FIELD

Synthetic Grass: Globe Life Field features a specially designed synthetic grass playing surface that was provided by Shaw Sports Turf with installation completed by Texas-based Paragon Sports Constructors. The choice to go with Shaw Sports Turf was rooted in data, and supported by extensive research as it relates to player safety. The goal was not to only have the highest performing synthetic grass but also to have the highest performing surface for baseball. GLF's playing surface is the B1K natural system, which employs a natural, sustainable infill called Geofill. The system results in excellent ball surface and player surface interaction. B1K is a dual fiber turf system comprised of Shaw's high-performance Strenex® XD silt film and Bolt® monofilament. This system provides excellent durability and functionality by minimizing the infill from "splashing," maintaining adequate infill levels across the field. The Bolt fiber provides realistic ball roll, friction and natural grass aesthetics. The Geofill infill used in the system is made of coconut husks and fibers, which is a rapidly renewable resource. The infill requires much less water than natural grass.

A concrete subsurface is the base of the turf system, which is extremely flat to accommodate the turf system, its buildup and layers, a drainage mat and a shock-resistant mat. The infill and warning track will be clay surfaces. There will also be a retractable mound for easy storage during non-baseball events on the field.

Field Dimensions: The distances from home plate to the outfield walls were designed to honor the five Rangers whose numbers have been retired by the club. In addition, the distances in the left field and right field power alleys recognize two early seasons in Rangers' history.

GLOBE LIFE FIELD DIMENSIONS

- Left Field Line:** 329 feet (Adrian Beltre's #29)
- Left Field Power Alley:** 372 feet (Rangers' first year in Arlington--1972)
- Center Field (straightaway):** 407 feet (Ivan Rodriguez' #7)
- Deepest Distance of Park (both left and right of straightaway) CF:** 410 feet (Michael Young's #10)
- Right Field Power Alley:** 374 (The Turnaround Gang, 57 to 84 wins--1974)
- Right Field Line:** 326 feet (Johnny Oates' #26)

In addition, there is a distance marker in left field at 334 feet from home plate to recognize Nolan Ryan's #34. The distance from home plate straight back to the wall of the Field Suites is 42 feet, which honors Jackie Robinson's #42.

The outfield walls are eight feet in height from the left field foul pole to the right field foul pole. The batter's eye structure in centerfield is 120 feet in length and 40 feet high.

The Rangers' bullpen is situated in right field with the visiting bullpen in left field. Texas' dugout is on the first base side, and the visiting team utilizes the third base dugout. The playing field orientation (line from home plate to pitcher's mound to second base) at Globe Life Field runs East Northeast as opposed to East Southeast at both Arlington Stadium and Globe Life Park.

With Globe Life Field's retractable roof closed, the distance from home plate to the bottom of the roof truss is 193', 10", and the distance from second base to the bottom of the roof truss is 210', 6". The bottom of the right field video board, which measures 58 feet high and 150 feet long, will be 131', 4" from the warning track.

COMPARISON OF FIELD DIMENSIONS

Globe Life Park		Globe Life Field
332'	Left Field Line	329'
390'	Left Field Power Alley	372'
400'	Center Field	407'
407'	Deepest Distance of Park	410'
381'	Right Field Power Alley	374'
325'	Right Field Line	326'

SEATING

The overall capacity of Globe Life Field is approximately 40,300 on seven seating levels. The facility was designed to bring fans "closer to the action" from every seat. The distance from the main concourse to the field is just 160 feet, compared to 174 feet at Globe Life Park. The distance from the upper concourse to the field is just 184 feet, compared to 207 feet at Globe Life Park.

Globe Life Field gives fans not only up-close and interesting vantage points to watch the game but also spectacular views, both inside and outside of the ballpark. Fans walking along the main concourse can enjoy a 360-degree unobstructed view of the field, and that is also the case on the majority of the upper concourse.

Transparent building materials appear all around Globe Life Field to create the ballpark's wide-open views and let in natural light. In addition to panels of ETFE, in the roof, there are other translucent panels around the ballpark, and glass can be found on all four sides of the ballpark.

The park provides a unique seating experience for all fans. Globe Life Field features some of the top premium seating in Major League Baseball. There are 12 field suites located directly behind home plate as well as low-level club seating down both the first and third base lines. The park has 71 long-term Founders, Legacy, and Classic Suites and 16 Party Suites that can accommodate from 30 to 420 individuals. The Lexus Home Plate Club, Evan Williams First Base Dugout Lounge, Germania Insurance Third Base Lounge, Balcones Speakeasy, and StHub Club provide numerous food and beverage options for premium seatholders.

Seats in all levels at Globe Life Field measure at least 20 inches in width as compared to 18 inches in Globe Life Park. The tread widths of the seating bowl are also wider than at the old park, measuring 34 inches in the lower bowl and 33 inches in the upper deck.

MATERIALS

A number of different materials, the majority of which were produced in Texas, that reflect the elements of form and structure, transparency, and landscape, were used on interior and exterior construction of Globe Life Field. These include:

- Steel – Irwin Steel – Justin, Texas
- Brick – Acme Brick – Denton, TX
- Curtainwall System – OldCastle – Alba, Texas
- Masonry Veneer – ACME – Denison, Texas
- Precast Walls – Enterprise – Corsicana, Texas
- Limestone – Mezger – Lampasas, Texas
- Granite – Coldspring – Cold Spring, Minnesota
- Three Layer ETFE – Vector-Foiltec – Germany
- All Metal Panels – Centria – Sheridan, Arkansas
- Insulated Translucent Panels – CPI Daylighting – Lake Forest, Illinois

One of the best architectural features at Globe Life Field are the brick arches that run along the ballpark's north façade. These arches are reminiscent of the exterior of Globe Life Park.

VIDEO BOARDS

There are two main video boards at Globe Life Field. The largest board towers over right field and measures approximately 58 feet high by 150 feet wide. The display in left field measures 40 feet high by 111 feet wide. Together, the two video boards provide fans with 13,000 square feet of entertainment and information. These displays feature a total of 5.2 million pixels for high-resolution images and it would take 1,220 60-inch televisions to cover both displays.

Both outfield boards are capable of variable content zoning allowing each to show one large image or to be divided into multiple zones to show any combination of live video, instant replays, up-to-the-minute statistics, graphics and sponsorship messages.

There is also a centerfield video board that measures 80 feet high by 20 feet wide to provide additional information, including out-of-town scores. The modules for this display were previously utilized in the left field video board at Globe Life Park.

Spanning the length of the seating fascia from foul pole to foul pole, a ribbon display measures 2.5 feet high by 925 feet long. On the suite level fascia, a ribbon display measures 3.5 feet high by 211 feet long. Two displays using 6-millimeter line spacing are installed on the field-level suite fascia behind home plate.

Daktronics of Brookings, SD has continued its long relationship with the Rangers to provide Globe Life Field's LED displays and approximately 1,400 LCD for an IPTV (Internet Protocol Television) system. The LED displays and all LCDs will be fully integrated using Daktronics Show Control System.

The public address booth at Globe Life Field will be located on the main concourse behind home plate, a first for current Major League ballparks. The booth will have glass walls so fans will be able to view and interact with Rangers Executive Vice President, Ballpark Entertainment & Productions Chuck Morgan, who has also served as the club's public address announcer since 1983.

OUTSIDE GLOBE LIFE FIELD

The Rangers are paying tribute to their history with four statues located outside the gates of Globe Life Field. The statues of Nolan Ryan and Tom Vandergriff, which were dedicated in the centerfield plaza at Globe Life Park in 1997, have been relocated. The Ryan statue was placed in the large Rangers Plaza area which is adjacent to the park's North entrance and Texas Live! The 100,000 square foot plaza also includes an interactive water feature that measures 60 feet, 6 inches in diameter, the same distance from a pitching rubber to home plate.

The Vandergriff statue, which honors the man who was responsible for bringing the Rangers franchise to North Texas, Arlington Mayor Tom Vandergriff, was relocated outside Globe Life Field's Northeast entrance. That area also features Going to the Series, a statue which depicts Neftali Feliz and Bengie Molina embracing after the Rangers defeated the New York Yankees in Game 6 at the 2010 ALCS to advance to their first World Series. This statue was originally dedicated in Rangers Plaza in August 2018. In addition, there are plaques honoring former Tarrant County Commissioner C.H. "Punch" Wright, former Arlington Mayor Richard Greene, and Vandergriff outside the Northeast entrance. Wright joined Vandergriff in the efforts to build the original Turnpike Stadium in Arlington in the 1960's while Greene was a catalyst in the building of The Ballpark in Arlington in the early 1990's.

A new addition is a seven-foot statue of Hall of Fame catcher Ivan Rodriguez outside the Southwest entrance, which appropriately enough, is the access behind home plate.

THE BALLPARK DESIGN AND CONSTRUCTION TEAM

Nationally renowned sports and entertainment design firm HKS was the architect for Globe Life Field. HKS, which has its main headquarters in Dallas, served as architect-of-record on then The Ballpark in Arlington (now Globe Life Park in Arlington), which opened in 1994. Manhattan Construction Company was the project's General Contractor after previously serving in that role for The Ballpark in Arlington. Approximately 5,000 individuals over the 30 months worked almost six million man hours to build Globe Life Field.

UPCOMING EVENTS

March 14, 2020: FIRST EVENT: Chris Stapleton in concert with special guests Willie Nelson & Family, Jamey Johnson and Yola

March 23, 2020: FIRST BASEBALL GAME: St. Louis Cardinals vs. Texas Rangers (spring training)

March 31, 2020: FIRST REGULAR SEASON GAME: Los Angeles Angels vs. Texas Rangers

July 14, 2020: Mötley Crüe & Def Leppard in concert

July 31, 2020: Green Day, Fall Out Boy & Weezer in concert

August 18, 2020: Guns N' Roses in concert

May 2022, May 2023, May 2024: Big 12 Conference Baseball Championship

GLOBE LIFE PARK IN ARLINGTON (1994-2019)

FRONT OFFICE

PLAYERS
COACHES

PLAYERS

2019 REVIEW

OPINIONS

RECORDS

DEVELOPMENT

MEDIA



The Texas Rangers home for 26 seasons from 1994-2019, Globe Life Park in Arlington hosted 2,081 regular season and 25 playoff games, including the 2010 and 2011 World Series. Major League Baseball's 66th All-Star Game was played there on July 11, 1995, and the first Interleague Game in MLB history featured the Rangers hosting the San Francisco Giants on July 12, 1997.

When the Rangers and New York Yankees closed the baseball life of Globe Life Field on September 29, 2019, a total of 66,005,370 fans had attended regular season and postseason season games at the venue.

Following the 2019 baseball season, Globe Life Park in Arlington was reconfigured from a baseball to a multi-purpose facility. The Dallas Renegades of the new XFL spring league and North Texas Soccer Club of the USL League One, which is affiliated with FC Dallas of Major League Soccer will play their home games in the venue beginning this spring. It is also expected that the Arlington Independent School District will utilize Globe Life Park for high school football games beginning in the fall of 2020.

Details of the Globe Life Park in Arlington reuposing:

THE NEW FIELD: The football field and soccer pitch have been built to run north and south along what was previously the first base/right field side of the park. The third base dugout and the lower 18 rows of the third base seating bowl (approximately 6,000 total seats) were removed to accommodate the north end of the field. The south end zone of the field begins approximately 50 feet out from the front row of the Home Run Porch in order to improve sightlines on the south side.

The first base dugout remains with the tunnel being used for access to the home locker rooms. A tunnel has also been constructed in the north end zone for access to the visiting and officials locker rooms.

FIELD SURFACE: The playing surface is synthetic grass field provided by Shaw Sports Turf with installation completed by Paragon Sports Constructors. The Rangers are also utilizing a state-of-the-art synthetic grass field in the new Globe Life Field. The permanent field surface is unmarked to allow for seamless field conversion. The appropriate field lines will be added for each event.

ADDITIONAL SEATING: While the current first base bowl provides the majority of the seating on the west side of the field, a permanent seating structure has been constructed on the field's east side in the area that was previously left field, the visiting bullpen, and the left field reserved seating area. Approximately 4,000 seats have been added below the left field club level. The new configuration provides access to rest rooms and concessions on Vandergriff Plaza.

OTHER SEATING BOWL RENOVATIONS: A television booth as well as home and visiting coaches' booths have been constructed in the lower suite level at the mid-field location. The current press box is being utilized to accommodate all other media, broadcasting, and scoreboard operations for football and soccer events. Bench seating to accommodate bands attending football events has been installed in the current bowl down the left field and right field lines.

LOCKER ROOMS: The Texas Rangers clubhouse on the first base side has been renovated to accommodate the Dallas Renegades. This included the addition of lockers to accommodate approximately 60 players in the main dressing area. Head coach Bob Stoops and the Renegades football staff office in this location as well. The current visiting clubhouse on the third base side is the visiting football locker room with lockers added to this area.

Two new auxiliary locker rooms have been built in the area that previously housed the Rangers' and visiting batting cages. Each locker room will accommodate up to 80 players and will have coaches' offices and shower facilities. This will allow for the hosting of multiple events and teams on the same day.

SBL Architecture of Arlington, which has its offices at Globe Life Park and has been involved in many of the facility's renovations over the years, designed the reconfiguration of the park. The project's general contractor is Manhattan Construction, which built The Ballpark in Arlington in the early 1990's as well as the new Globe Life Field.

GLOBE LIFE PARK IN ARLINGTON—FACTS AND FIGURES

In 1994 a new era for the Texas Rangers began with the opening of The Ballpark in Arlington. The facility, which changed its name from Rangers Ballpark in Arlington to Globe Life Park in Arlington on February 5, 2014, was completed in just 23 months. The 48,114-seat open-air park was designed and built with tradition and intimacy in mind, containing features such as a granite and brick facade, exposed structural steel, an asymmetrical playing field, and a home run porch in right field. Texas architecture is featured throughout, from the outer facade to the Lone Stars in the concourses and on the seat aisles.

HISTORY

The agreement between the Rangers and the City of Arlington, Texas to build a new ballpark was announced on October 24, 1990. Actual construction began on April 24, 1992. The ballpark was originally named The Ballpark in Arlington on September 28, 1993. The first game was an exhibition contest between the Rangers and New York Mets on April 1, 1994 with the first regular season game played on April 11, 1994 between the Rangers and Milwaukee Brewers. From May 7, 2004 until March 18, 2007 Globe Life Park in Arlington was named Ameriquest Field in Arlington as a part of an agreement between the Texas Rangers and Ameriquest Mortgage Company. The agreement ended and the company returned the naming rights to the team on March 19, 2007 with the facility being renamed Rangers Ballpark in Arlington.

COST

The revised cost of the overall project was approximately 191 million dollars. The financing was derived from \$135 million in bonds issued by the Arlington Sports Facilities Development Authority with the remaining equity raised through the sale or lease of luxury boxes and seat options in the new ballpark, loans guaranteed by the Rangers, the concessions contract with Sportservice and city street funds. Annual debt service for the municipal bonds was provided by publicprivate sharing. That is comprised of a \$3.5 million rental payment from the Rangers and a one-half cent City of Arlington sales tax. The sales tax was approved in an Arlington municipal election by a 65 percent majority on January 19, 1991, and expired when the debt was retired in November, 2001. The Rangers have a lease with the City of Arlington, and the club continues to maintain and operate the entire facility with the reconfiguration.

ARCHITECTURAL DESIGN TEAM

Design Architect: David M. Schwarz Architectural Services of Washington, D.C. was the design architect on the project. Schwarz was selected from among 17 architects who originally made presentations in August 1991. He has been involved in a number of projects in Texas including the Bass Performance Hall, Cook-Fort Worth Children's Medical Center, Sundance West, and most recently Dickies Arena, all in Fort Worth. His imaginative design of the park reflects a traditional look of older ballparks and includes a major Texas influence. Architect of Record: HKS, Inc. The Dallas-based firm, which was founded in 1939, has grown to become the fifth largest architectural firm in the country, and has executed commissions for over nine billion dollars of structures in 39 states and seven foreign countries. HKS is the design architect for the Texas Rangers new ballpark scheduled to open in 2020.

SIZE AND AMENITIES

Globe Life Park in Arlington contains approximately 1,400,000 square feet. The park measures 114 feet from street level to the top of the roof canopy. The facility also includes a four-story office building within the park and a youth baseball park and the 12-acre Mark Holtz Lake on the

perimeter. One of the signature features of Globe Life Park in Arlington is the four-story office building that encloses the structure south and east quadrants. The office building has 35,000 square feet on each level. The second and third floors are leased for commercial office space, and Six Flags will move its corporate offices later this year to the fourth floor, which was previously occupied by the Texas Rangers.

SPECIAL EVENTS

Globe Life Park in Arlington has hosted a number of non-Texas Rangers game events since 1994 including:

BASEBALL: 1995 Major League Baseball All-Star Game; 2002 and 2004 Big 12 Conference Baseball Tournaments; more than 30 regular season college baseball games hosted by the University of Texas, TCU, and UTA; more than 100 high school games; 2014-15 MLB RBI Softball World Series; 2018 MLB/USA Baseball States Play Tournament.

CONCERTS: Eli Young Band House Party (2013-14); American Country Music Party for the Cause (2015); Paul McCartney (2019); Billy Joel (2019).

OFF-SEASON EVENTS ON-FIELD: Stadium Links Golf (2016; 2018); Enchant Holiday Show (2018).

FIRSTS AND LASTS, GLOBE LIFE PARK IN ARLINGTON HISTORY

Game	April 11, 1994 versus Milwaukee Brewers	Sept. 29, 2019 versus New York Yankees
Pitch	3:57 PM CT by Kenny Rogers	4:55 PM CT by José Leclerc
Batter	Pat Listach, Brewers	Giancarlo Stanton, Yankees
Hit	David Hulse, Rangers, 1st inning single	Aaron Judge, Yankees, 9th inning single
Double	Dean Palmer, Rangers, 7th inning	Shin-Soo Choo, Rangers, 3rd inning
Triple	Kevin Seitzer, Brewers, 6th inning	Aaron Judge, Yankees, 9/28/19
Home Run	Dave Nilsson, Brewers, 5th inning	Aaron Judge, Yankees, 3rd inning
Home Run, Rangers	Will Clark, 7th inning	Rougned Odor, 9/28/19 (grand slam)
Run Batted In	Dave Nilsson, Brewers, 5th inning HR	Jose Trevino, Rangers, 6th inning
Stolen Base	David Hulse, Rangers, 6th inning	Elvis Andrus, Rangers, 6th inning
Winning Pitcher	Jaime Navarro, Brewers	Lance Lynn, Rangers
Losing Pitcher	Kenny Rogers, Rangers	Masahiro Tanaka, Yankees
Save	Bob Scanlan, Brewers	Jose Leclerc, Rangers, 9/26/19 vs. BOS
Time of Game	2:55	2:47
Attendance	46,056 (sellout)	47,144 (sellout)

ALL-TIME RANGERS WON-LOST RECORD AT GLOBE LIFE PARK IN ARLINGTON

Regular Season Games: 2081
Overall: 1145-936 | Day: 221-184 | Night: 924-752
Vs. American League: 1025-844
East: 313-246 | Central: 322-249 | West: 390-349
Vs. National League: 120-92
Postseason Games: 25
Overall: 9-16 | Wild Card: 0-1 | Division Series: 1-11
League Championship Series: 5-1
World Series: 3-3

ARLINGTON STADIUM (1965-1993)

FRONT OFFICE

COACHES

PLAYERS

2019 REVIEW

OPONENTS

RECORDS

DEVELOPMENT

MEDIA

Professional baseball has had a long and glorious history in the Dallas-Fort Worth area, but it was the construction of a stadium in Arlington, Texas that led to the region joining the major leagues.

Both Dallas and Fort Worth entered organized baseball in 1886 and were Texas League rivals for most of the next 72 years. The Dallas entry moved to a park in Oak Cliff in 1919, and remained at that site through several reconstruction efforts, becoming Burnett Field in 1948. Fort Worth's ballpark was built on the east side of Main St. in 1926, called LaGrave Field. It was rebuilt after a fire in 1949.

Burnett and LaGrave Fields were the sites of countless memorable games over the years, but major league baseball was the ultimate goal, and area leaders knew the two cities would have to join together to make this a reality. In 1959, both Dallas and Fort Worth left the Texas League and combined to put a franchise in the class AAA American Association. That year, plans for a park to serve both cities in Arlington were first advanced, when the co-owners of the area's American Association franchise, J.W. Bateson and Amon Carter, Jr. envisioned a team in the projected Continental League.

With that in mind, in the fall of 1959, the Texas Legislature authorized the formation of a Bi-County Sports Committee empowered to issue \$9.5 million in revenue bonds for the construction of a major league stadium pending voter approval, which took place.

American League expansion a year later ended plans for the third major league, and delays for the new stadium occurred. The options on the stadium site in Arlington were permitted to expire. But the efforts of Arlington Mayor Tom Vandergriff, who had a key role in bringing the Washington Senators to Texas in the fall of 1971, brought the stadium project back to life. In April, 1964, Vandergriff, chairman of the Sports Committee, sponsored a Tarrant County bond election which authorized construction of the stadium and provided for purchase of the land by the county. The 137-acre tract was located just north of the former Arlington Downs race track and just south of the Dallas-Fort Worth Turnpike in what was known as the Great Southwest Industrial Development Complex.

Construction began in November, 1964, and despite weather delays, Turnpike Stadium was dedicated on April 23, 1965, when the Dallas-Fort Worth Spurs played their Texas League home opener. The 10,600-seat ballpark cost \$1.5 million and was built as the nucleus of a major league stadium, designed for expanded seating capacity to as many 50,000-55,000 with bleachers and a second deck. Parking was provided for 2,500 cars with potential expansion to 10,000. The stadium was built in a natural bowl, with a playing surface 40 feet below the surrounding ground, which was projected at the time to save millions of dollars in excavation costs.

As the efforts to bring major league baseball to Arlington intensified, Vandergriff knew an expansion of Turnpike Stadium was vital to show the area's interest to prospective big league franchises. This became possible in early 1970, when the City of Arlington, with approval of its residents via an election, purchased the stadium from Tarrant County and began an expansion. Turnpike Stadium was enlarged to seat

21,000 for the 1971 Texas League season with an expansion of seats down the left and right field lines.

A dream was realized on September 22, 1971, when American League owners voted to transfer the Washington Senators franchise to Arlington, Texas for the 1972 season. That required further expansion to meet American League stadium capacity requirements. Bleacher and outfield seats were built from foul line to foul line, increasing capacity to 35,694. Other facilities were also upgraded, including additional field lighting, the building of new press facilities and the construction of a 200 by 60 foot scoreboard behind the left field stands. That board was highlighted by a 60 by 60 foot area in the shape of the state of Texas. Field dimensions set for 1972 were: 330 feet down the left and right field lines, and 400 feet to straightaway center.

The ballpark was renamed Arlington Stadium, and after a players' strike cancelled the original April 6 opener, the Texas Rangers defeated the California Angels, 7-6, in the first major league regular season game ever in Arlington on April 21, 1972 before a crowd of 20,105. Arlington Stadium recorded its first capacity crowd on June 27, 1973, when Houston high school sensation and the nation's top draft pick, left-hander David Clyde made his professional debut for the Rangers, pitching five strong innings against Minnesota.

Arlington Stadium underwent numerous changes over the years. The Rangers' home clubhouse was located behind the centerfield seats through the 1972 season, when a new building was constructed behind first base. The seating was expanded to 41,284 after the 1977 season with the construction of the upper deck, known as the plaza.

A \$12 million improvement took place prior to the opening of the 1984 campaign. A wall extending 30 feet above the top of the outfield bleachers was constructed from foul line to foul line, a distance of 1,100 feet, and featured state-of-the-art video and scoreboards. This wall drastically reduced the effects of the swirling crosswinds blowing into the park as home run production increased from 78 in 1983 to 125 in 1984.

In addition, 54 additional luxury suites were built on two levels, an auxiliary press box, dark rooms, a gift shop, and concession stands were added, and seating was expanded in the lower box seat areas to increase stadium capacity to 43,508. Some seat alterations in 1990 lifted Arlington Stadium to 43,521.

The Rangers assumed full authority over the stadium from the City of Arlington in August, 1983 and purchased the ballpark from the City in November, 1987.

The natural grass, open air stadium remained primarily a baseball-only facility over the years. The only regular non-baseball tenant was the University of Texas-Arlington, which played its football games at Arlington Stadium in 1972 and 1973.

When it finally closed its doors at the end of the 1993 season, Arlington Stadium had been the site of 1,750 AL games with nearly 32 million people in attendance for those contests. The demolition of Arlington Stadium was completed in the fall of 1994. The site is now used as parking for Globe Life Park in Arlington.

RANGERS IN THE COMMUNITY

MAJOR FOUNDATION PROGRAMS

The Texas Rangers Baseball Foundation is dedicated to improving the lives of those in our community – especially children, the military and first responders and their families – through educational, health, and athletic programming and partnerships that bring meaningful change to our communities.

In 2018, the Rangers Foundation's Richard Greene Scholars program was honored with the 2018 Allan H. Selig Ward for Philanthropic Excellence.

ATHLETICS- YOUTH BASEBALL AND SOFTBALL

RBI AND JR. RBI

The Texas Rangers Baseball Foundation and the Rangers are committed to giving children the opportunity to play baseball. Under the umbrella of Major League Baseball's RBI (Reviving Baseball in Inner Cities) and Jr. RBI programs, the Foundation and Rangers players partner with the City of Dallas, the Dallas Independent School District, Boys and Girls Clubs of Arlington, City of Lancaster, and at the Texas Rangers MLB Youth Academy at Mercy Street Sports Complex, presented by Toyota, to give more than 3,000 children the opportunity to play baseball.

MIRACLE LEAGUE

In 2005, the Texas Rangers Miracle League Field in Arlington was constructed through financial support from the Foundation. In 2013, the Texas Rangers Baseball Foundation partnered with the City of Southlake and Miracle League Southlake to construct a new Miracle League Field. The Foundation provides in-kind support and experiences for the children of Miracle League including two Fantasy Camps with funding provided by Baseball Fantasy Camps for Kids, LLC.

TEXAS RANGERS MLB YOUTH ACADEMY AT MERCY STREET SPORTS COMPLEX, PRESENTED BY TOYOTA

Completed in December 2017 in West Dallas, the Texas Rangers MLB Youth Academy features the Globe Life Training Center, Oates Field, presented by Papa John's, Kershaw's Challenge Field, Josh "Hambone" Hamilton Field, Mimi's Field and the Field of Dreams. Baseball and softball instruction is offered at no charge to children ages 7-18 with a focus on serving the young people of West Dallas. The Globe Life Training Center houses the Adrian Beltre indoor field and classrooms supported in part by The Hamels Foundation. Educational programs and family coaching programs are also offered to Academy participants and families of West Dallas through the Rangers partnership with Buckner International. To date, more than 45,000 young people have used the Rangers Youth Academy facilities.

GLOBE LIFE TEXAS RANGERS BASEBALL AND SOFTBALL GRANT PROGRAM

In 2012, the Foundation launched a new program to support youth baseball and softball organizations across the Texas Rangers territory that continues in 2020. Non-profit organizations can apply for grants through June 30, and grant recipients will be notified by mid-August. To date, more than \$650,000 has been distributed to more than 79 different organizations impacting more than 90,000 kids.

EDUCATION

TEXAS RANGERS SUMMER ACADEMY

For the past 17 years, the Texas Rangers Baseball Foundation has hosted children in one of the most fun and educational summer camps in the area. In 2020, nearly 100 children from Fort Worth's Lena Pope Home will spend the month of June in special summer classes focusing on STEM, touring Globe Life Park, horseback riding, reading new books, and producing and starring in a FOX Sports Southwest Rangers promotional spot. Students will also participate in special educational summer programs.

TEXAS RANGERS BASEBALL FOUNDATION SCHOLARSHIPS

In continued support of the educational dreams of area students, the Texas Rangers Baseball Foundation will provide 18 youngsters with scholarships through the following programs in 2020: Johnny Oates Scholarships, Mark Holtz Scholarships, and the Richard Greene Scholars.

LEADING OFF, PRESENTED BY GLOBE LIFE

During the 2019-20 and 2020-2021 school year, 60 8th graders from neighboring Arlington junior high schools will participate in monthly leadership training events at Globe Life Park or in the community. Topics include compassion, empathy, courage, and teamwork.

YOUTH HEALTH

TEXAS RANGERS MEDICAL CITY HEALTHCARE FITNESS ALL-STARS

The Texas Rangers Baseball Foundation has joined forces with Medical City Healthcare to fight childhood obesity. Teaming with the Arlington Independent School District, the Fitness All-Stars program provides students, parents, and teachers with educational tools for children and families to maintain healthy and active lifestyles. For more information, visit texasrangers.com/fitness.

TEXAS RANGERS BASEBALL FOUNDATION JUST KEEP LIVIN PARTNERSHIP

In May 2011, the Rangers Foundation launched a partnership with the just keep livin foundation (founded by Matthew and Camila McConaughy) and implemented an after-school program that encourages students to improve their physical and mental health through exercise, teamwork, gratitude and positive life choices. Students also participate in a variety of community service activities. The schools participating in the just keep livin programs are Sam Houston High School in Arlington, Pinkston High School in Dallas, and Eastern Hills High School in Fort Worth. In 2019, Rangers pitcher Lance Lynn provided the funds for a fourth school, Sunset High School, to host a just keep livin program.

MILITARY AND FIRST RESPONDERS

The Rangers Foundation provides funding for non-profit organizations that support the military, first responders, and their families.

FACES OF FREEDOM, PRESENTED BY SOUTHWEST AIRLINES

Each month, the Rangers and Southwest Airlines recognize three Faces of Freedom at a Rangers home game. These heroes get a special VIP tour, meal, and tickets to the game. Each November, the honorees and a guest travel to Washington DC as guests of the Rangers and Southwest Airlines.



LEADERS IN THE COMMUNITY

The Foundation is supported through the generosity of Rangers owners, players, corporate partners, and individual donors.

During 2020, the following Texas Rangers players are making generous donations to the Texas Rangers Baseball Foundation:

Elvis Andrus	Jeff Mathis
Shin-Shoo Choo	Rougned Odor
Mike Minor	Chris Woodward
Lance Lynn	

As important as their generous financial donations, Rangers players and coaches donate their time and provide the Foundation with autographed items.

On behalf of those helped by the Foundation, we thank all the Rangers players for their generosity and exemplary spirit of service.

2020 FUNDRAISING EVENTS

The **TEX Gala** – Thursday, April 23, Globe Life Field

Texas Rangers Alumni Legacy Golf Classic, presented by Coca Cola – Monday, September 14, Texas Rangers Golf Club

2020 SPRING TRAINING

FRONT OFFICE

COACHES

PLAYERS

2019 REVIEW

OPPONENTS

RECORDS

DEVELOPMENT

MEDIA

TRAINING CAMP & MAILING ADDRESS Texas Rangers/ Surprise Recreation Campus,
15754 North Bullard Ave., Surprise, AZ 85374

REPORT DATE Pitchers/Catchers: Feb. 11, Position Players: Feb. 16

STADIUM Surprise Stadium/Billy Parker Field (capacity 10,714)

PHONE NUMBERS Texas Rangers Main Offices - 623.266.8100

INDIVIDUAL TICKET INFORMATION

Lower Premium Seats..... \$35/45
Lower Dugout Seats..... \$33/43
Upper Dugout Seats..... \$30/40
Infield Seats \$25/35
Plaza Seats \$20/25
Lawn Seats \$8/12

Tickets can be purchased at the
Surprise Stadium Ticket Office,
 online at texasrangers.com,
 or by calling 623-222-2222.

2020 TEXAS RANGERS SPRING TRAINING SCHEDULE

(All times Mountain except where indicated)

DATE	OPPONENT	SITE	TIME	TV/RADIO
Friday, February 21	Kansas City Royals (charity game)	Surprise Stadium	1:05 p.m.	Webcast
Saturday, February 22	Milwaukee Brewers	Surprise Stadium	1:05 p.m.	105.3
Sunday, February 23	Seattle Mariners	Peoria	1:10 p.m.	105.3
Monday, February 24	Cincinnati Reds	Goodyear	1:05 p.m.	Webcast
Tuesday, February 25	Kansas City Royals	Surprise Stadium	1:05 p.m.	Webcast
Wednesday, February 26	Colorado Rockies	Salt River Fields	1:10 p.m.	Webcast
Thursday, February 27	Chicago Cubs	Surprise Stadium	1:05 p.m.	Webcast
Friday, February 28	Los Angeles Angels	Tempe	1:10 p.m.	FSSW*/105.3#
Saturday, February 29	Chicago White Sox	Surprise Stadium	1:05 p.m.	105.3
Sunday, March 1	Los Angeles Dodgers	Glendale	1:05 p.m.	105.3
Monday, March 2	Cleveland Indians	Surprise Stadium	1:05 p.m.	Webcast
Tuesday, March 3	San Francisco Giants	Scottsdale	1:05 p.m.	Webcast
Wednesday, March 4	Colorado Rockies	Surprise Stadium	1:05 p.m.	Webcast
Thursday, March 5	Arizona Diamondbacks	Surprise Stadium	1:05 p.m.	Webcast
	Chicago Cubs	Mesa (Sloan Park)	1:05 p.m.	
Friday, March 6	San Diego Padres	Peoria	6:40 p.m.	105.3
Saturday, March 7	Milwaukee Brewers	Maryvale	1:05 p.m.	FSSW+*/105.3
Sunday, March 8	Los Angeles Dodgers	Surprise Stadium	1:05 p.m.	Texas21/105.3
Monday, March 9	Oakland A's	Surprise Stadium	6:05 p.m.	FSSW/105.3
Tuesday, March 10	Chicago White Sox	Glendale	1:05 p.m.	Webcast
Wednesday, March 11	San Francisco Giants	Surprise Stadium	1:05 p.m.	FSSW
Friday, March 13	Kansas City Royals	Surprise Stadium	6:05 p.m.	Texas21/105.3
	Oakland A's	Mesa (Hohokam)	7:05 p.m.	
Saturday, March 14	Arizona Diamondbacks (ss)	Salt River Fields	1:10 p.m.	105.3
Sunday, March 15	Los Angeles Angels (ss)	Surprise Stadium	1:05 p.m.	FSSW/105.3
Monday, March 16	Seattle Mariners	Surprise Stadium	1:05 p.m.	wWebcast
Tuesday, March 17	San Francisco Giants	Scottsdale	1:05 p.m.	Webcast
Wednesday, March 18	Cleveland Indians	Goodyear	6:05 p.m.	FSSW*/105.3
Thursday, March 19	San Diego Padres	Surprise Stadium	1:05 p.m.	Webcast
Friday, March 20	Cincinnati Reds	Surprise Stadium	1:05 p.m.	105.3#
Saturday, March 21	Kansas City Royals	Surprise Stadium	12:05 p.m.	105.3
Monday, March 23	St. Louis Cardinals	Globe Life Field	7:05 p.m.	FSSW+/105.3/1270
Tuesday, March 24	Rangers Futures	Globe Life Field	1:05 p.m.	Texas21/Webcast

Home Games in Bold ss-split squad

FSSW—FOX Sports Southwest

105.3—The FAN (#Tape Delay at 9:00 p.m. CT)

FSSW+—FOX Sports Southwest Plus

Webcast—texasrangers.com

Texas21—KTXA-TV


1270—KFLC-AM

NOTE: Surprise is **one hour behind** Texas time through March 7 and **two hours behind** beginning March 8
 Cactus League Home Games Played at Surprise Stadium/Billy Parker Field, Surprise, AZ

SPRING TRAINING RESULTS (VS. MAJOR LEAGUE 'A' TEAMS)

1972 11-14-1	1985 10-14-0	1998 21-10-0	2011 13-16-0
1973 8-15-0	1986 15-13-0	1999 14-14-1	2012 12-17-1
1974 13- 9-1	1987 13-16-0	2000 15-12-1	2013 17-17-2
1975 14-15-1	1988 15-14-1	2001 17-11-0	2014 10-17-3
1976 7- 5-0	1989 17-11-0	2002 18-13-1	2015 9-19-5
1977 12-14-0	1990 8-8-0	2003 16-14-1	2016 17-15-1
1978 13-10-0	1991 11-19-0	2004 12-18-0	2017 17-16-3
1979 14-11-1	1992 19-12-0	2005 13-19-0	2018 8-22-3
1980 10-14-0	1993 15-15-1	2006 12-16-1	2019 13-17-4
1981 15-12-1	1994 12-19-1	2007 16-11-0	Totals..... 669-670-39
1982 15-10-1	1995 26-12-1	2008 17-11-0	
1983 11-12-1	1996 19-11-0	2009 21-14-0	
1984 12-11-1	1997 16-16-0	2010 10-19-0	

SURPRISE, ARIZONA SPRING TRAINING HOME OF THE TEXAS RANGERS



Rangers Village (above) opened in January 2020 and includes housing for organizational staff and players, as well as classroom and meeting space.

2020 will mark the 18th season that the Texas Rangers have held their Major and Minor League Spring Training in Surprise, Arizona, the longest span in club history. Texas trained in Pompano Beach, FL from 1972-86 (15 years) and in Port Charlotte, FL from 1987-2002 (16 years). Pompano Beach was also the spring home of the expansion Washington Senators from 1961-71.

The complex in Surprise, which is located northwest of Phoenix in Maricopa County, is shared by the Rangers and Kansas City Royals and is located on a 132-acre site. It opened in September of 2002 for Texas' Arizona Instructional League program.

The City of Surprise completed a significant renovation of both the Rangers and Royals facilities for 2016. The Rangers' construction resulted in an increase of the team's major and Minor League complex from 37,000 to approximately 49,500 square feet.

That included a remodeled 3,000 square-foot major league clubhouse and a new 6,300 square-foot Major and Minor League weight room and conditioning facility, renovated Major and Minor League training rooms with new hydrotherapy equipment and five pools; renovated meal areas on both the Major and Minor League sides with full kitchens in each area; and a 3,600 square-foot multi-purpose meeting facility.

The Rangers and Royals play their home games at Surprise Stadium/Billy Parker Field, a beautiful 10,714-seat ballpark. Surprise Stadium includes a lower seating bowl, an upper level with 530 club seats, six suites, and adjoining party decks, and seating for approximately 3,000 on the outfield berm. For 2020, a new natural grass playing surface has been installed in Surprise Stadium.

Field dimensions of Surprise Stadium are 350 feet down the left and right field lines, 379 feet to left and right center, and 400 feet to straightaway center. The outfield fences are eight feet high. The Rangers will always use the first base dugout with the Royals on the third base side.

Both the Rangers and Royals have six full practice fields and a half field for use by the major and Minor League teams. Each team has one full field with lights with that field having the exact dimensions of its home park (Globe Life Park in Arlington for the Rangers; Kauffman Stadium for the Royals). Four of the fields for each team are in a cloverleaf configuration with an observation tower centrally located.

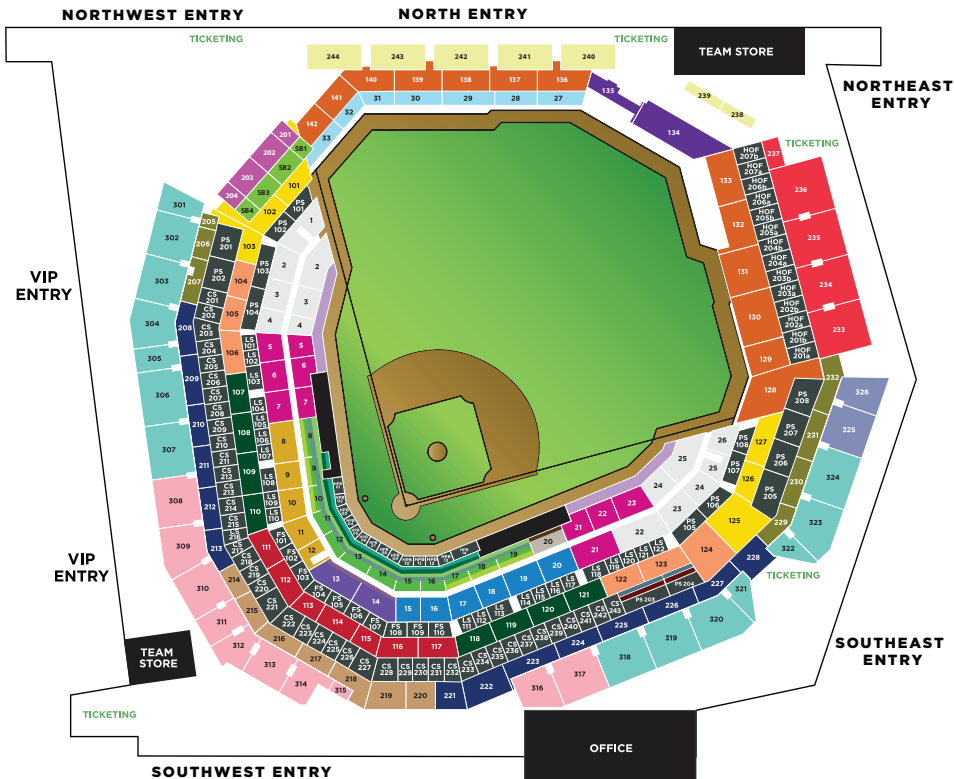
The facility is owned and maintained by the City of Surprise and was originally constructed by funds approved with the passing of Proposition 302, a 30-year funding plan which generates funds for sports, recreation, and tourism in Maricopa County. The proposition was passed by County voters on November 7, 2000, a week after the Rangers announced plans to open negotiations with the City of Surprise. The agreement on a 20-year lease between the Rangers and Surprise was announced on March 23, 2001 with the groundbreaking ceremony taking place on May 21, 2001. The facility was dedicated on December 7, 2002. Both teams agreed to a seven-year extension of the lease through 2029 in 2015.

A new addition to the Rangers' Surprise complex is Rangers Village, a baseball housing and meeting facility, which opened in January 2020. The multi-story, 68,280 square-foot facility includes housing for Rangers' organizational players and staff as well as classroom and meeting space. It will be utilized throughout the year for spring training, extended spring, Arizona rookie league, instructional league and other baseball programs.

Rangers Village is located directly across from the Rangers' baseball complex and Surprise Stadium. It consists of a two-story common area building which is attached to a three-story residential building. The common area measures 12,753 square feet and includes a lobby/reception, dining area, recreation room, and outdoor patio space on the first floor. The second floor of the common area houses an auditorium, classrooms, and fitness area. The residential building measures 53,527 square feet and includes 36 units that can house up to 180 individuals at one time.

2020 SEATING MAP

FRONT OFFICE
COACHES
PLAYERS
2019 REVIEW
OPPONENTS
RECORDS
DEVELOPMENT
MEDIA



- | | | | |
|-------------------------------------|--------------------------------------------------|--------------------------------------------|--------------------------|
| VIP Home Plate Club | Speakeasy | Batters Eye Tables | Baseline Pavilion |
| Platinum Home Plate Club | Premium 1st Base Club | Classic Loge Club Table | Corner Pavilion |
| Gold Home Plate Club | 1st Base Club | VIP Infield & Infield Mezzanine | Outfield Pavilion |
| Silver Home Plate Club | Dugout Lounge Table | Mezzanine | Sky Porch |
| Bronze Home Plate Club | Corner Box | Corner Mezzanine | Sky Box |
| Home Plate Club | Left Field Reserved | Outfield Mezzanine | Upper Box |
| VIP 1st Base Club | Premium Loge Club Table | VIP Infield & Infield Pavilion | Upper Reserved |
| VIP Speakeasy | VIP Home Plate & Home Plate Mezzanine | All You Can Eat | Grandstand |
| | | | Suites |