

# 2020



## OFFICIAL GUIDE



# 2020 PROMOTIONS & EVENTS SCHEDULE

## MARCH

**THU MAR 26** OPENING DAY PRESENTED BY TD  
*BLUE JAYS* T-SHIRT GIVEAWAY PRESENTED BY TD (FIRST 45,000 FANS ON ENTRANCE)  
*BLUE JAYS* 2020 MAGNET SCHEDULE PRESENTED BY TD (45,000 FANS ON EXIT)

**FRI MAR 27** OPENING WEEKEND PRESENTED BY TD

**SAT MAR 28** OPENING WEEKEND PRESENTED BY TD  
VLADIMIR GUERRERO JR. HOME RUN COUNTER BOBBLEHEAD GIVEAWAY  
PRESENTED BY TD (FIRST 15,000 FANS ON ENTRANCE)

**SUN MAR 29** OPENING WEEKEND PRESENTED BY TD

**TUE MAR 31** LOONIE DOGS NIGHT PRESENTED BY SCHNEIDERS  
\$1 HOT DOG NIGHT AT THE BALLPARK

## APRIL

**SUN APR 12** *JR. JAYS* OPENING DAY PRESENTED BY BOSTON PIZZA  
KICK OFF THE 2020 *JR. JAYS* SEASON WITH A SPECIAL KIDS' OPENING DAY

**TUE APR 14** LOONIE DOGS NIGHT PRESENTED BY SCHNEIDERS  
\$1 HOT DOG NIGHT AT THE BALLPARK

**TUE APR 28** LOONIE DOGS NIGHT PRESENTED BY SCHNEIDERS  
\$1 HOT DOG NIGHT AT THE BALLPARK

## MAY

**SUN MAY 3** *JR. JAYS* SUNDAYS PRESENTED BY BOSTON PIZZA

**TUE MAY 5** LOONIE DOGS NIGHT PRESENTED BY SCHNEIDERS  
\$1 HOT DOG NIGHT AT THE BALLPARK

**WED MAY 6** SCHOOL DAY / WORK DAY

**MON MAY 18** CAVAN BIGGIO "HIT FOR THE CYCLE" BOBBLEHEAD GIVEAWAY DAY  
(FIRST 15,000 FANS ON ENTRANCE)

**TUE MAY 19** LOONIE DOGS NIGHT PRESENTED BY SCHNEIDERS  
\$1 HOT DOG NIGHT AT THE BALLPARK

**SAT MAY 23** *BLUE JAYS* COUNTRY DAY  
*BLUE JAYS* ARMY GREEN HAT GIVEAWAY (FIRST 15,000 FANS ON ENTRANCE)  
JOIN US FOR LIVE COUNTRY MUSIC & ENTERTAINMENT AT THE BALLPARK

**SUN MAY 24** *JR. JAYS* SUNDAYS PRESENTED BY BOSTON PIZZA

## JUNE

**THU JUN 4** PRIDE NIGHT PRESENTED BY TD  
*BLUE JAYS* RAINBOW TOWEL GIVEAWAY PRESENTED BY TD (FIRST 15,000 FANS ON ENTRANCE)

**FRI JUN 5** PLAY BALL WEEKEND

**SAT JUN 6** PLAY BALL WEEKEND  
LOURDES GURRIEL JR. PIÑA POWER BEACH SHIRT GIVEAWAY DAY  
(FIRST 15,000 FANS ON ENTRANCE)

**SUN JUN 7** PLAY BALL WEEKEND  
*JR. JAYS* SUNDAYS PRESENTED BY BOSTON PIZZA  
OUTDOOR PROGRAM BEGINS PREGAME OUTSIDE GATES 5/6 & 10/11\* - 10:30AM TO FIRST PITCH

**TUE JUN 9** LOONIE DOGS NIGHT PRESENTED BY SCHNEIDERS  
\$1 HOT DOG NIGHT AT THE BALLPARK

**THU JUN 11** SCHOOL DAY / WORK DAY

**TUE JUN 16** LOONIE DOGS NIGHT PRESENTED BY SCHNEIDERS  
\$1 HOT DOG NIGHT AT THE BALLPARK

**WED JUN 17** *JAYS CARE* FOUNDATION BROADCAST AUCTION PRESENTED BY TD

**THU JUN 18** *BLUE JAYS* MLB NETWORK REUSABLE BAG GIVEAWAY NIGHT  
(FIRST 15,000 FANS ON ENTRANCE)

**FRI JUN 26** HYUN-JIN RYU *BLUE* REPLICA JERSEY GIVEAWAY NIGHT  
(FIRST 15,000 FANS ON ENTRANCE)  
*LADY JAYS* FOOD DRIVE

**SAT JUN 27** MARVEL SUPER HERO DAY PRESENTED BY TOYS "R" US  
*BLUE JAYS* SPIDER-MAN FIGURINE GIVEAWAY PRESENTED BY TOYS "R" US  
(FIRST 15,000 FANS ON ENTRANCE)  
*LADY JAYS* FOOD DRIVE

**SUN JUN 28** *JR. JAYS* SUNDAYS PRESENTED BY BOSTON PIZZA  
OUTDOOR PROGRAM PREGAME OUTSIDE GATES 5/6 & 10/11\* - 10:30AM TO FIRST PITCH

**TUE JUN 30** LOONIE DOGS NIGHT PRESENTED BY SCHNEIDERS  
\$1 HOT DOG NIGHT AT THE BALLPARK

## JULY

**WED JUL 1** CANADA DAY PRESENTED BY HONDA  
VLAD & DAD DUAL BOBBLEHEAD GIVEAWAY PRESENTED BY HONDA  
(FIRST 15,000 FANS ON ENTRANCE)

**FRI JUL 3** SUMMER SOUND FESTIVAL PRESENTED BY BACARDI  
JOIN US FOR LIVE MUSIC ON BACK-TO-BACK DAYS  
PREGAME OUTSIDE GATES 10/11\* - 4:30PM TO FIRST PITCH

**SAT JUL 4** SUMMER SOUND FESTIVAL PRESENTED BY BACARDI  
JOIN US FOR LIVE MUSIC ON BACK-TO-BACK DAYS  
PREGAME OUTSIDE GATES 10/11\* - 12:30PM TO FIRST PITCH

**SUN JUL 5** *JR. JAYS* SUNDAYS PRESENTED BY BOSTON PIZZA  
OUTDOOR PROGRAM PREGAME OUTSIDE GATES 5/6 & 10/11\* - 10:30AM TO FIRST PITCH

**FRI JUL 17** SITCON NIGHT AT THE BALLPARK  
*BLUE JAYS* F.R.I.E.N.D.S. T-SHIRT GIVEAWAY (FIRST 15,000 FANS ON ENTRANCE)

**SAT JUL 18** *JR. JAYS* SESAME STREET WEEKEND PRESENTED BY BOSTON PIZZA  
OUTDOOR PROGRAM PREGAME - GATES 5/6 & 10/11\* - 12:30PM TO FIRST PITCH

**SUN JUL 19** *JR. JAYS* SESAME STREET WEEKEND PRESENTED BY BOSTON PIZZA  
OUTDOOR PROGRAM PREGAME - GATES 5/6 & 10/11\* - 10:30AM TO FIRST PITCH

**TUE JUL 21** LOONIE DOGS NIGHT PRESENTED BY SCHNEIDERS  
\$1 HOT DOG NIGHT AT THE BALLPARK

**FRI JUL 31** RANDAL GRICHUK NEW *BLUE* REPLICA JERSEY GIVEAWAY NIGHT  
(FIRST 15,000 FANS ON ENTRANCE)

## AUGUST

**SAT AUG 1** *BLUE JAYS* FLOPPY HAT GIVEAWAY DAY (FIRST 15,000 FANS ON ENTRANCE)

**SUN AUG 2** *JR. JAYS* SUNDAYS PRESENTED BY BOSTON PIZZA  
OUTDOOR PROGRAM PREGAME - GATES 5/6 & 10/11\* - 10:30AM TO FIRST PITCH

**MON AUG 3** "BO FLOW" BOBBLEHEAD GIVEAWAY DAY  
(FIRST 15,000 FANS ON ENTRANCE)

**TUE AUG 4** LOONIE DOGS NIGHT PRESENTED BY SCHNEIDERS  
\$1 HOT DOG NIGHT AT THE BALLPARK

**WED AUG 5** CAMP DAY

**SAT AUG 15** *STAR WARS*™ DAY PRESENTED BY TOYS "R" US  
*BLUE JAYS* CHEWBACCA MESSENGER BAG GIVEAWAY PRESENTED BY TOYS "R" US  
(FIRST 15,000 FANS ON ENTRANCE)

**SUN AUG 16** *JR. JAYS* SUNDAYS PRESENTED BY BOSTON PIZZA  
OUTDOOR PROGRAM PREGAME - GATES 5/6 & 10/11\* - 10:30AM TO FIRST PITCH

**TUE AUG 18** LOONIE DOGS NIGHT PRESENTED BY SCHNEIDERS  
\$1 HOT DOG NIGHT AT THE BALLPARK

**SAT AUG 29** HYUN-JIN RYU DESIGNED HAT GIVEAWAY DAY  
(FIRST 15,000 FANS ON ENTRANCE)

**SUN AUG 30** *JR. JAYS* SUNDAYS PRESENTED BY BOSTON PIZZA  
FINAL OUTDOOR PROGRAM PREGAME - GATES 5/6 & 10/11\* - 10:30AM TO FIRST PITCH

## SEPTEMBER

**TUE SEP 1** LOONIE DOGS NIGHT PRESENTED BY SCHNEIDERS  
\$1 HOT DOG NIGHT AT THE BALLPARK

**SUN SEP 6** *JR. JAYS* SUNDAYS PRESENTED BY BOSTON PIZZA

**TUE SEP 15** LOONIE DOGS NIGHT PRESENTED BY SCHNEIDERS  
\$1 HOT DOG NIGHT AT THE BALLPARK

**SAT SEP 19** FAN APPRECIATION WEEKEND PRESENTED BY TD  
*BLUE JAYS* VEST GIVEAWAY PRESENTED BY TD (FIRST 15,000 FANS ON ENTRANCE)

**SUN SEP 20** FAN APPRECIATION WEEKEND PRESENTED BY TD  
& *JR. JAYS* SUNDAYS PRESENTED BY BOSTON PIZZA

## 2020 SPECIALTY TICKETS SCHEDULE

**SAT APR 11** YOGA NIGHT AT THE BALLPARK  
YOUR SPECIALTY TICKET INCLUDES A TICKET TO THE GAME, ADMISSION TO THE PRIVATE POSTGAME ON-FIELD YOGA SESSION & A *BLUE JAYS* YOGA MAT GIVEAWAY

**SAT MAY 2** *BLUE JAYS* HELLO KITTY DAY  
YOUR SPECIALTY TICKET INCLUDES A TICKET TO THE GAME & A *BLUE JAYS* HELLO KITTY BOBBLEHEAD GIVEAWAY

**SAT SEP 5** *BLUE JAYS* PEANUTS DAY  
YOUR SPECIALTY TICKET INCLUDES A TICKET TO THE GAME & A *BLUE JAYS* SNOOPY & WOODSTOCK DOGHOUSE GIVEAWAY

**FRI SEP 18** UNIVERSITY & COLLEGE NIGHT  
YOUR SPECIALTY TICKET INCLUDES A TICKET TO THE GAME & A *BLUE JAYS* HAT CO-BRANDED WITH YOUR SCHOOL LOGO

**\*\*MORE SPECIALTY TICKETS TO BE ANNOUNCED\*\***

BLUEJAYS.COM

GIVEAWAY SCHEDULE, ITEMS AND TERMS SUBJECT TO CHANGE WITHOUT PRIOR NOTICE.  
\*OUTDOOR PROGRAMS WEATHER PERMITTING



# 2020

## OFFICIAL GUIDE

### CONTENTS

Jays Care Foundation.....	3
Toronto Blue Jays Baseball Club .....	6

## 25 MANAGER AND COACHES BIOGRAPHIES

## 37 PLAYER BIOGRAPHIES

2020 40-Man Roster.....	163
2020 Roster by Position, Numerical & Alphabetical ...	167

## 169 2019 SEASON IN REVIEW

2019 Toronto Blue Jays Season in Review.....	170
--	-----

## 181 TORONTO BLUE JAYS HISTORY

History of the Toronto Blue Jays .....	184
Blue Jays in the Postseason .....	195
Player History.....	202
Awards .....	219
Opening Day .....	237

## 243 TORONTO BLUE JAYS RECORDS

Season Records .....	244
Attendance Records .....	255
Individual Records.....	261
Club Records.....	286
Blue Jays Rookies.....	301
Home Runs.....	304

## 321 OPPONENTS

Leading Opponents vs. Blue Jays .....	322
Opponents All-Time Leaders vs Toronto .....	324
Consecutive Wins And Losses vs. American League Opponents .....	335

## 337 PLAYER DEVELOPMENT

Player Development .....	338
Scouting .....	339
Minor League Affiliates .....	342
2020 Minor League Players.....	356

## 363 MEDIA & MISCELLANEOUS

Media Services .....	364
Broadcasting .....	366
Blue Jays Spring Training Directory .....	374
Detailed Table of Contents .....	379



# TORONTO BLUE JAYS BASEBALL CLUB

1 BLUE JAYS WAY, SUITE 3200, ROGERS CENTRE  
TORONTO, ONTARIO M5V 1J1  
(416) 341-1000

[www.bluejays.com](http://www.bluejays.com)



## THE 2020 TORONTO BLUE JAYS MEDIA GUIDE

Data for the 2020 Toronto Blue Jays Media Guide was gathered through February 24, 2020

**Produced by:** Toronto Blue Jays Baseball Media Department  
Richard Griffin, Adam Felton, Rodney Hiemstra

**Stats provided by:** Major League Baseball Information System, Elias Sports Bureau, Stats Perform

**Cover Design:** Toronto Blue Jays

**Photo Credits:** Michelle Prata, Fred Thornhill, Buffalo Bisons

Copyright © Toronto Blue Jays, 2020. All rights reserved.





**Jays Care Foundation**, the charitable arm of the Toronto Blue Jays, uses baseball to teach life skills and create lasting social change for children and youth all across Canada. Jays Care proudly works in all ten provinces and two territories running programs to level the playing field for Canadian kids facing some of the most pronounced barriers, including:

- Children and youth living with disabilities
- Indigenous children and youth
- Children without access to sport
- Children and youth living at or below the poverty line

In 2020, Jays Care will invest more than \$7 million to impact over 35,000 #UnstoppableKids from coast to coast to coast.



## OUR NATIONAL PROGRAMS

### CHALLENGER BASEBALL:

Challenger Baseball is Jays Care's adaptive baseball program, run in partnership with Little League Canada and Baseball Canada, specifically designed to empower children, youth and adults living with physical and/or cognitive disabilities. The program teaches athletes living with disabilities the core life skills inherent to baseball, including: teamwork, communication, determination, resiliency, inclusion, support and courage. Challenger Baseball ensures every athlete has the opportunity to play in a fun and safe environment where they learn to become more independent, build confidence, improve their communication skills, and set and achieve their own personal goals.

### GIRLS AT BAT:

Girls At Bat is an initiative designed to help girls across the country set lofty goals and pursue them with tenacity. Jays Care Foundation and Plan International Canada have partnered to work with communities, schools and non-profit organizations to help increase female participation and retention in sport, using an eight to 12 week baseball and/or softball program as the vehicle. Partners apply to implement the program and receive robust training, coaching resources, equipment, some financial support and remote and in-person support to launch and sustain their programs.

### FIELD OF DREAMS:

To play is to learn! Field Of Dreams is Jays Care's granting program dedicated to baseball infrastructure development that provides a safe space for children and youth to develop life skills through sport. The Field Of Dreams program provides funding to design, refurbish and build safe spaces for children and youth across Canada. Jays Care has invested nearly \$8 million across 67 projects in ten provinces and two territories over the past five years.





### INDIGENOUS ROOKIE LEAGUE:

Using baseball as a tool to engage children, youth and adults in regular inter-generational play, Indigenous Rookie League enhances connections between all community members through creating safe spaces for communities to join together and play. This program increases mental health outcomes for children and youth in Indigenous communities while providing opportunities for the sharing of culture and development of life skills.

### OUR TORONTO PROGRAMS

#### TCHC ROOKIE LEAGUE:

In partnership with Toronto Community Housing Corporation (TCHC), Rookie League is a best-in-class program for children and youth living in priority neighbourhoods across Toronto. Entering its 32nd season, Rookie League is designed to be a high-quality experience that engages kids in activities to help them learn essential life skills, and increase the number of positive peer relationships in their lives. Provided free of cost, more than 800 kids from 45 TCHC neighbourhoods participated in the program last summer.

#### RBI:

RBI is a program based in schools across the country. RBI creates opportunities for students to represent their school, build relationships with their peers, learn valuable life skills and develop a passion for sport. RBI works with local schools, school boards and organizations to remove any barriers that students may face in getting into the game. Participating schools receive trained coaches, equipment and uniforms so that students are fully prepared to participate in structured league play and championship tournaments. Students participate in weekly practices and games where they learn all of the basic rules, fundamentals and life-lessons that come from the game of baseball.



### HOW OUR PROGRAMS WORK

- 1) Jays Care identifies the right partners
- 2) Together, we establish the pillar(s) we are working towards
- 3) We then co-design a program to achieve those goals (using baseball as a core vehicle)
- 4) Jays Care trains volunteers, coaches and front-line staff
- 5) Partner organizations deliver the program, Jays Care offers coaching and support

#### So that children and youth can:

- Build knowledge
- Build skills
- Make connections
- Identify personal strengths and long-term goals

#### Over time, this leads to a considerable impact on the lives of children and youth, including:

- Enhanced physical health
- Enhanced protective factors
- Improved behaviours after school
- Improved academic performance





### **SUPPORT JAYS CARE #UNSTOPPABLEKIDS**

#### **GET SOCIAL:**

Follow us on Twitter and Instagram @JaysCare and like @jayscare on Facebook to see #UnstoppableKids in action across Canada, and learn more about our impact from coast to coast!

#### **BE OUR GUEST:**

There are many opportunities to get involved with Jays Care programming and events throughout the season. Visit [jayscare.com](http://jayscare.com) to learn more about program engagement opportunities, the Jays Care Community Clubhouse, our Signature Events Series and the annual Sportsnet Jays Care Broadcast Auction presented by TD!

#### **GET YOUR 50/50 TICKETS:**

The ultimate win-win! Join in the excitement of Jays Care 50/50 draws at Rogers Centre with all proceeds supporting Jays Care programs. Last year, the most philanthropic fans in baseball set an MLB record \$538,897 jackpot over Opening Weekend! Tickets can be purchased in-stadium at kiosks and from mobile sellers on the 100, 200 and 500 levels, and fans across Ontario over the age of 18 can also purchase tickets for 50/50 draws online at [jayscare.com](http://jayscare.com).

#### **LEARN MORE:**

For more information on Jays Care programming and events visit [www.jayscare.com](http://www.jayscare.com) or contact Ben Sibley at (416) 341-1169 or [ben.sibley@bluejays.com](mailto:ben.sibley@bluejays.com).



# TORONTO BLUE JAYS

## BASEBALL CLUB & ROGERS CENTRE

\*For a current version, visit [bluejays.com](http://bluejays.com)

### ROGERS COMMUNICATIONS

Edward Rogers.....Chairman, Toronto Blue Jays  
Phil Lind Vice.....Chairman, Rogers Communications Inc.  
Joe Natale.....President & CEO  
Tony Staffieri.....Chief Financial Officer

### EXECUTIVE OFFICE

Mark A. Shapiro.....President & CEO  
Paul Beeston.....President Emeritus  
Ross Atkins.....Executive Vice President,  
Baseball Operations & General Manager  
Ben Colabrese.....Executive Vice President, Finance  
Gail Ricci.....Executive Assistant to the President & CEO

### BASEBALL OPERATIONS

Tony Lacava.....Senior Vice President, Player Personnel  
Andrew Timnish.....Vice President, International Scouting  
Joe Sheehan.....Assistant General Manager  
Michael Murov.....Director, Baseball Operations  
Michael Shaw.....Director, Team Travel & Clubhouse  
Operations  
Sanjay Choudhury.....Assistant Director, Research &  
Development  
Jeremy Reesor.....Assistant Director, Baseball Operations  
Kevin Malloy.....Senior Manager, Visiting Clubhouse  
Heather Connolly.....Senior Manager, Baseball Administration  
Scott Blinn.....Senior Manager, Clubhouse Operations  
Mustafa Hassan.....Manager, Home Clubhouse Operations  
Graydon Carruthers.....Coordinator, Baseball Research  
Adam Yudelman.....Coordinator, Baseball Research  
Cal Aldred.....Assistant, Baseball Research  
Liam Stevenson.....Assistant, Baseball Research  
John Babocsi.....Player Personnel Analyst  
Shelley Duncan.....Special Assistant, Baseball Operations  
Megan Evans.....Assistant, Pro Scouting  
& Baseball Operations  
Ginger Poulson.....Fellow  
Peter Saunders.....Assistant Director  
and Technical Lead, Baseball Systems  
Spencer Estey.....Baseball Systems Developer  
Alex Andreopoulos.....Bulpen Catcher  
Nevin Ashley.....Bulpen Catcher  
Eric Slotter.....Major League Video Coordinator  
Robert Baumann.....Video Advisor  
Anna Coppola.....Executive Assistant  
to the General Manager  
Hector Lebron.....Bilingual Player Interpreter  
John Meloche.....Analytics Developer  
Theron Simpson.....Analyst, Advanced Scouting

### BASEBALL OPERATIONS - HIGH PERFORMANCE

Angus Mugford.....Vice President, High Performance  
Dehra Harris.....Assistant Director, High Performance  
Operations  
Pat Chasse.....Medical Coordinator  
Phil Dimino.....Rehab Coordinator  
Michael Rendon.....Assistant Athletic Training Coordinator  
Scott Peters.....Medical Research Coordinator  
Ben Freakley.....Head of Mental Performance  
Sam Lima.....Employee Assistance Program Director  
Jeremy Chiang.....Nutrition Coordinator  
Stephanie Wilson.....Special Assistant, Nutrition  
Steve Rassel.....Strength & Conditioning  
Coordinator, Minor League  
Kyle Edlhuber.....Strength & Conditioning  
Rehab Coordinator, Minor League  
Brandon Stone.....Sports Science Coordinator  
Jose Julian Ministral.....Head Athletic Trainer  
Yoon Chong.....Assistant Athletic Trainer, Major League  
John Biggar.....Physical Therapist, Major League

Drew MacDonald.....Major League Assistant  
& Athletic Training Coordinator  
Dr. John Theodoropoulos.....Head Orthopedic Surgeon  
Dr. David Lawrence.....Head Primary Care Physician  
Todd Earl.....Sports Massage  
Jon Woodworth.....GCL ATC & Latin American  
Medical Coordinator  
Jimmy VanOstrand.....Mental Performance Coach,  
Major League  
Rafael Dubois.....Mental Performance Coach  
Rob DiBernardo.....Mental Performance Coach  
John Lannan.....Mental Performance Coach  
Matthew Galvez.....Assistant Mental Performance Coach  
Jamey Rice.....Nutritionist, Major League  
Michael Moh.....Assistant Dietitian  
Andrew Pocsai.....Head Chef, Major League  
Dr. Ted Farrar.....Physician Coordinator (Florida)  
Reeve Bergesen.....High Performance  
& Player Development Project Manager  
Scott Weberg.....Head Strength  
& Conditioning Coach, Major League  
Jeremy Trach.....Assistant Strength  
& Conditioning Coach, Major League  
Jason Dowse.....High Performance Assistant,  
Major League  
Melissa Doldron.....Consulting Sports Massage  
Dr. Jason Smith.....Consulting Orthopedic Surgeon  
Dr. Steven Mirabello.....Consulting Orthopedic  
Surgeon (Florida)  
Dr. Irv Feferman.....Consulting Team Physician  
Dr. Pat Graham.....Consulting Chiropractor  
Dr. James Fischer.....Consulting Medicine  
Physician (Florida)  
Dr. Ron Taylor.....Physician Emeritus

### BASEBALL OPERATIONS - PLAYER DEVELOPMENT

Gil Kim.....Director, Player Development  
Charlie Wilson.....Director, Minor League Operations  
Joe Scalfani.....Assistant Director, Player Development  
Casey Candale.....Field Coordinator  
John Tamargo Jr.....Short-Season Field Coordinator  
Dallas McPherson.....Skill Development Coordinator  
Hunter Mense.....Hitting Coordinator  
Danny Solano.....Infield Coordinator  
Matt Buschmann.....Director of Pitching Development  
& Major League Bulpen Coach  
Corey Popham.....Pitching Programs Coordinator  
& GCL Pitching Coach  
Matt Tracy.....Pitching Analysis Coordinator  
& GCL Assistant Pitching Coach  
David Aardsma.....Rehab Pitching Coordinator  
Darold Knowles.....Rehab Pitching Coach  
Matt Hague.....Swing Consultant & Affiliate Hitting Coach  
Reed Kienle.....Minor League Hitting Analyst  
Evan Short.....Player Development Analyst  
Billy Wardlow.....Equipment Coordinator  
Matt von Roemer.....Technology Operations Coordinator  
Tim Raines.....Special Assistant to Player Development  
Zach Stewart.....Minor League Assistant Coach & Batting  
Practice Pitcher  
Sonia De La Cruz.....Education Coordinator  
Michelle Rodgers.....Minor League Operations Business  
Manager  
Will Habib.....Player Development  
& HP Operations Assistant  
Michael Rivera.....Assistant, Player Development





## BASEBALL OPERATIONS - PRO SCOUTING

Ryan Mittleman.....	Director, Pro Scouting
David Haynes.....	Manager, Baseball Operations & Pro Scouting
Russ Bove.....	Special Assignment Scout
Dean Decillis.....	Special Assignment Scout
Sal Butera.....	Major League Scout
Jim Skaalen.....	Major League Scout
Matt Anderson.....	Professional Scout
Blake Bentley.....	Professional Scout
Kevin Briand.....	Professional Scout
Justin Coleman.....	Professional Scout
Mitch Leeds.....	Professional Scout
Marc Lippman.....	Professional Scout
David May Jr.....	Professional Scout
Tim Rooney.....	Professional Scout
Hideaki Sato.....	Pacific Rim Scout
Carson Cistulli.....	Coordinator, Player Personnel
Jon Lalonde.....	Coordinator, Player Personnel
Nick Manno.....	Coordinator, Player Personnel
Brent Urcheck.....	Coordinator, Player Personnel
Tommy Farah.....	Pro Scouting Analyst
Stephen Yoo.....	Pro Scouting Fellow

## BASEBALL OPERATIONS - AMATEUR SCOUTING

Shane Farrell.....	Director, Amateur Scouting
Harry Einbinder.....	Manager, Amateur & International Scouting
Kory Lafreniere.....	Manager, Amateur Scouting
Blake Crosby.....	National Supervisor
Matt Bischoff.....	Regional Crosschecker
C.J. Ebarb Jr.....	Regional Crosschecker
Jamie Lehman.....	Regional Crosschecker
Michael Youngberg.....	Regional Crosschecker
Paul Tinnell.....	Amateur Crosschecker
Brian Johnston.....	Amateur & International Crosschecker
Gerald Turner.....	Scout - Euless, TX
Joey Aversa.....	Area Scout - Fountain Valley, CA
Colson Barbiche Jr.....	Area Scout - Midlothian, VA
Jason Beverlin.....	Area Scout - Greensboro, NC
Brandon Bischoff.....	Area Scout - Tampa, FL
Dallas Black.....	Area Scout - Springdale, AR
Tom Burns.....	Area Scout - Harrisburg, PA
Chris Curtis.....	Area Scout - Houston, TX
Ryan Fox.....	Area Scout - Yakima, WA
Pete Holmes.....	Area Scout - Boston, MA
Matt Huck.....	Area Scout - Chicago, IL
Randy Kramer.....	Area Scout - Aptos, CA
Jim Lentine.....	Area Scout - San Clemente, CA
Nate Murrie.....	Area Scout - Bowling Green, KY
Don Norris.....	Area Scout - Hoover, AL
Matt O'Brien.....	Area Scout - Clermont, FL
Wes Penick.....	Area Scout - Clive, IA
Max Semler.....	Area Scout - Dallas, TX
Bud Smith.....	Area Scout - Lakewood, CA
Mike Tidick.....	Area Scout - Statesboro, GA
Manny Padron.....	Area Scout - Miami, FL
Adam Arnold.....	Area Scout - Phoenix, AZ
Jay Lapp.....	Canadian Scouting - London, ON
Jasmin Roy.....	Canadian Scouting - Longueuil, QC
Rene Tosoni.....	Canadian Scouting - Coquitlam, BC
Patrick Griffin.....	Canadian Scouting - Toronto, ON
Kyle Fleming.....	Amateur Scouting Video Coordinator
Chirag Navavati.....	Amateur Scouting Video Coordinator

## BASEBALL OPERATIONS - INTERNATIONAL SCOUTING

Sandy Rosario.....	Director, Latin American Operations
Julio Ramirez.....	Assistant, International Scouting
Aaron Acosta.....	Supervisor, Mexican Scouting
Jose Contreras.....	Supervisor, Venezuelan Scouting
Lorenzo Perez.....	Supervisor, Dominican Scouting
Franklin Briceno.....	International Scouting - Caracas, VZ
Alexis de la Cruz.....	International Scouting - Santo Domingo, DR
Luciano del Rosario.....	International Scouting - Santo Domingo, DR
Oscar Delgado.....	International Scouting - Barcelona, VZ

Enrique Falcon.....	International Scouting - Cartagena, COL
Jhoan Gomez.....	International Scouting - Mao, DR
Miguel Leal.....	International Scouting - Barquisimeto, VZ
Alirio Ledezma.....	International Scouting - Maracaibo, VZ
Luis Natera.....	International Scouting - San Pedro de Macoris, DR
Francisco Plasencia.....	International Scouting - Aragua, VZ
Eric Ramirez.....	International Scouting - Santo Domingo, DR
Daniel Sotelo.....	International Scouting - Managua, NIC
Alex Zapata.....	International Scouting - Colon, PAN
Tyler Baldwin.....	Assistant, International Operations

## BUILDING SERVICES

Bryan Blew.....	Senior Vice President, Facilities & Business Operations
Jennifer Angiolella.....	Director, Capital Projects & Facility Services
Roger LeBlanc.....	Coordinator, Venue Operations
Mike Medeiros.....	Manager, Facility Services
Katrina Lecavalier.....	Office Administrator
Sarah Cowling.....	Office Coordinator
William Robertson.....	Senior Service Technician
Louis Leandro.....	Facility Services Technician
Rui Da Silva Cedros.....	Facility Services Technician
Marilyn Harrison.....	Facility Services Technician
Graham Jackson.....	Facility Services Technician
Josh Riendeau.....	Project Management Specialist
Emily Robertson.....	Project Management Specialist
Andre Watson.....	Assistant Automotive Service Technician

## COMMUNICATIONS

Richard Griffin.....	Director, Baseball Media
Jessica Beard.....	Senior Manager, Business Communications
Simone Gervais.....	Manager, Social Media
Alykhan Ravjani.....	Social Community Manager
Nico Canavo.....	Social Content Specialist
Madeleine Davidson.....	Business Communications Specialist
Adam Felton.....	Coordinator, Baseball Media
Rodney Hiemstra.....	Associate, Baseball Media

## CORPORATE PARTNERSHIPS

Mark Dittmars.....	Vice President, Corporate Partnerships & Luxury Suites
John Griffin.....	Director, Business Development
David O'Reilly.....	Director, Corporate Partners
Mark Palmer.....	Director, Corporate Partners
Jeremy Zulauf.....	Senior Manager, Luxury Suites
Honsing Leung.....	Manager, Client Service
Jessica Marchello.....	Manager, Client Service
Jaclyn Leebosh.....	Manager, Client Service
Shauna Powell.....	Manager, Client Service
Michael Lunder.....	Manager, Business Planning
Allan McNinch.....	Account Executive, Luxury Suites
Marissa Risen.....	Coordinator, Luxury Suites
Ashley Penrice.....	Coordinator, Luxury Suites
Evan Gwartz.....	Coordinator, Client Service, Premium Hospitality
John Altorio.....	Coordinator, Client Service
Matt Dexter.....	Coordinator, Client Service
Tom Robertson.....	Coordinator, Client Service
Ryan Knapp.....	Coordinator, Business Development

## ENGINEERING

Dave McCormick.....	Senior Manager, Engineering
Paul Zuschlag.....	Manager, Engineering
Justin Lobert.....	Electrician
Karl Peternel.....	Electrician
Lee Brennan.....	Roof Technician
Russell Shapland.....	Senior Building Operator
Kin-Chung Pang.....	Senior Building Operator
Juan Medrano.....	Senior Building Operator
Steve Lariviere.....	Building Operator
Michael Lynch.....	Maintenance Mechanic
Brittany Monague.....	Coordinator, Engineering



## FAN SERVICES

Christine Robertson.....	Director, Fan Services
Lisa Anne Simons.....	Manager, Fan Services
Vanessa Hoffmann.....	Coordinator, Fan Services
Kayla Martins.....	Coordinator, Fan Services
MaryAnne Sturley.....	Receptionist

## FIELD OPERATIONS

Tom Farrell.....	Director, Field Operations
Dean Caracciolo.....	Manager, Field Operations
Ben Jamieson.....	Field Operations Specialist
Jeff Kleco.....	Field Operations Specialist
Tyler Letofsky.....	Field Operations Technician
Rob Stiles.....	Field Operations Technician
Chris Binns.....	Field Operations Technician
Tracy Trotman.....	Coordinator, Ballpark Set-Up

## FINANCE

Janet Chant.....	Director, Finance
Sharon Dykstra.....	Senior Manager, Blue Jays US Payroll & Benefits
Josh Hoffman.....	Senior Manager, Finance
Leslie Galant-Gardiner.....	Manager, Financial Business
Derek Nicholson.....	Manager, Finance
Garrett Mercer.....	Manager, Treasury & Vault Operations
Jan Andrejuk.....	Senior Financial Analyst
Melissa Paterson.....	Senior Financial Analyst
Troy Mercuri.....	Senior Financial Analyst
Joyce Chan.....	Senior Payroll Analyst

## HEALTH & SAFETY

Ailen Taitt-Kinsey.....	Manager, Safety
-------------------------	-----------------

## HUMAN RESOURCES

Misty Blei.....	Director, Human Resources
Danielle Gelinis.....	Human Resources Business Partner
Althea Netto.....	Human Resource Business Partner
Aalish Sabiston.....	Talent Acquisition Specialist

## JAYS CARE FOUNDATION

Robert Witche.....	Executive Director
Jules Porter.....	Director, Programs
Paulette Minard.....	Director, Philanthropy
Shari Ralph-Topolie.....	Senior Manager, Operations
Lauren Simeson.....	Senior Manager, National Programs
Matthew Judd.....	Senior Manager, National Programs
Alysha Kavanagh.....	Program Manager
Caitlyn Nelson.....	Program Manager
Jessica Yep.....	Program Manager
Bhanesha Ollek.....	Program Manager
Joshua Appel.....	Program Manager
Daniel Barias.....	Program Specialist
Meghan Saundercok.....	Program Specialist
Ben Sibley.....	Manager, Marketing & Communications
Rebecca Harvey.....	Manager, Stakeholder Relations
Maria Mardirosian.....	Specialist, Program Monitoring & Evaluation
Jeremy Miller.....	Financial Analyst
An Mai.....	Coordinator, In-Stadium and 3rd Party Fundraising
Jeremy Knight.....	Coordinator, Marketing & Communications
Caroline Butler.....	Program Specialist
Alex Mohamed.....	Program Specialist

## LEGAL & GOVERNMENT AFFAIRS

Matthew Shuber.....	Vice President, Legal & Government Affairs and General Counsel
Jessica Fingerhut.....	Senior Director, Legal & Government Affairs and Legal Counsel
Michael Alvaro.....	Director, Legal & Government Affairs and Legal Counsel
Amir Torabi.....	Director, Legal & Government Affairs and Legal Counsel
Suzanne Joncas.....	Director, Risk Management
Suey Lau.....	Executive Assistant, Legal & Government Affairs

## MARKETING

Marnie Starkman.....	Senior Vice President, Marketing & Business Operations
Sherry Oosterhuis.....	Director, Creative Services & Marketing Management
Michelle Seniuk.....	Director, Promotions & Events
Stefanie Wright.....	Senior Manager, Game Entertainment & Producer
Shannon Curley.....	Senior Manager, Player Relations & Community Marketing
Carol Balfour.....	Manager, Events Production
T.J. Burton.....	Program Manager, Amateur Baseball
Maureen Kinghorn.....	Program Manager, MyBlueJays
Jeffrey Edwards.....	Manager, Marketing
Maria Cresswell.....	Marketing Dept Manager & Alumni Relations
Jessica Wood.....	Manager, Promotions
Jake Walton.....	Manager, Marketing Activation
Michael Campbell.....	Senior Motion Graphics Designer
Corey McDonald.....	Senior Graphics Designer
Ben Simpson.....	Motion Graphics Designer
Meghan Koebel.....	Graphic Designer
Adam Feraco.....	Graphic Designer
Jeff Holloway.....	Program Specialist, Amateur Baseball
Jennifer Finlay.....	Program Coordinator, MyBlueJays
Shirley Chan.....	Digital Marketing Specialist
MaryBeth Holba.....	Specialist, Game Entertainment & Production
Ashley Campbell.....	Coordinator, Promotions
Lucas McKernan.....	Program Assistant, Amateur Baseball
Rachel Kielar.....	Service Coordinator, MyBlueJays
Erinn White.....	Coordinator, Community Marketing

## MERCHANDISE & RETAIL

Stephanie Tomlin.....	Director, Merchandise and Retail
Mike Muni.....	Senior Manager, Retail Operations
Cristina Mastrantoni.....	Senior Manager, Planning & Buying
Michelle Young.....	Manager, Retail
Veronica Zavala.....	Manager, Jays Shop Eaton Centre
Matt Robertson.....	Manager, Warehouse
Danielle Brouwer.....	Assistant Manager, Retail
Courtney Murphy.....	Assistant Manager, Retail
Jonathan Dias.....	Assistant Manager, Jays Shop Eaton Centre
Julie Fach.....	Buyer
Maria Commisso.....	Associate Buyer
Mike Ferguson.....	Authenticity Specialist
Ian Noriega.....	Merchandise Analyst
Alex Nolfi.....	Merchandise Planning Coordinator

## OFFICE SERVICES

Sam Platisis.....	Coordinator
Piero Aceto.....	Coordinator

## PARKING

Shiraz Salih.....	Manager, Parking
Thevabalan Viswanathan.....	Valet Driver
Jermal Hassen.....	Valet Driver
Testaie Gebre.....	Valet Driver
Tesfaye Desta.....	Valet Driver
Meconnen Gebremariam.....	Parking Attendant
Yoseph Sinework.....	Parking Attendant
Testaldet Weldeamlak.....	Parking Attendant

## STADIUM OPERATIONS & SECURITY

Mario Coutinho.....	Vice President, Stadium Operations & Security
Karyn Gottschalk.....	Director, Stadium Operations
Russ Cook.....	Manager, Security Operations
Courtney Joliffe.....	Manager, Stadium Operations
Stéphane Côté.....	Coordinator, Stadium Operations
Desmond Buchanan.....	Control Room Guard
Althea Hussey.....	Control Room Guard
Ryan Cobham.....	Security Guard
Juris Batraks.....	Security Guard
Suzanne DiCecca.....	Security Guard
Christopher Lautenbach.....	Security Guard



## STRATEGY & ANALYTICS

Anuk Karunaratne.....Senior Vice President, Strategy & Business Operations  
Bessam Mustafa.....Director, Fan Insights  
Alex Wong.....Director, Strategy  
Ryan Bricker.....Manager, Analytics  
Amir Bayat.....Business Strategy Associate  
Joanna Huang.....Business Strategy Associate

## TECHNOLOGY

Anthony Miranda.....Vice President, Technology  
Mike Christiansen.....Director, Technical Production & Broadcast Services  
Richard Solis.....Manager, Applications and User Support  
Donny Catinarl.....Manager, Network and Infrastructure  
Yvan Duval.....Infrastructure Architect  
Ashley Morris.....Technical Support Analyst  
Victor Tran.....Technical Support Analyst  
Xavon Charles.....Technical Support Analyst  
David Sardella.....Data Architect  
Marshall McDougall.....Systems Administrator

## TICKET SALES, SERVICE & OPERATIONS

Justin Hay.....Vice President, Ticket Sales, Service, & Operations  
Eric Cowell.....Director, Ticket Sales & Operations  
Sheila Stella.....Director, Executive & Promoter Ticketing  
John Santana.....Director, Ticket Sales & Service  
Christina Dodge.....Manager, Box Office & Support  
Jonathan Bagnell.....Manager, Ticket Service  
Manuel Villeda.....Manager, Call Centre, Inside Sales & Support  
Krystal Dykes.....Assistant Box Office Manager  
Richard Chautems.....Coordinator, Ticket Operations  
Cassandra Brunshaw.....Coordinator, Ticket Sales & Service  
Sonia Privato.....Coordinator, Executive & Promoter Ticketing

Daniel Marozzo.....Coordinator, Ticket Sales  
Richard Overend.....System Administrator  
Christian Taylor.....Ticket Support Coordinator  
Fauzia Quddus.....Specialist, CRM  
Mike Skrobacky.....Service Executive  
Alex Husarewych.....Service Executive  
Jeff Gale.....Service Executive  
Glenn Jackson.....Service Executive  
Tom Zapletal.....Service Executive  
Ryan McMorrow.....Sales Representative  
Dimitri Tzaneteas.....Sales Representative  
Corey Henders.....Sales Representative

## FLORIDA OPERATIONS

Shelby Nelson.....Director, Florida Operations  
Mike Liberator.....General Manager, Florida Operations & Dunedin Blue Jays  
Rob Durr.....Senior Manager, Facilities  
Katie DiGirolamo.....Project Manager  
Gayle Gentry.....Accounting Manager  
Kathi Beckman.....Manager, Retail Sales & Community Relations  
Zac Phelps.....Manager, Security & Stadium Operations  
Nolan Bialek.....Ticket Sales Manager  
Steve Paliewicz.....Supervisor, Facility Operations  
Craig Ball.....Supervisor, Ticket and Box Office Ops  
Patrick Skunda.....Head Superintendent  
Brian Cox.....Assistant Head Superintendent  
Bobby Walker.....PDC Clubhouse Operations Lead  
Allasyn Lieneck.....Digital Media Specialist  
Michael Klingbeil.....Assistant Manager, Retail  
Andrew Thriffley.....Coordinator, Media Relations  
Matt Woak.....Coordinator, Community Relations and Fan Engagement  
Dea Jones.....Administrative Assistant





## CLUB OFFICERS



**MARK SHAPIRO**  
**PRESIDENT & CEO, TORONTO BLUE JAYS**

Now entering his 29th year in baseball, Mark Shapiro is widely recognized as one of MLB's top executives and a key leader for his meaningful contributions to all aspects of the game. Following 24 seasons with the Cleveland Indians organization, he was appointed President and CEO of the Toronto Blue Jays on November 2, 2015, where he oversees both the baseball and business operations for the club. His career in baseball began in January of 1992 when he joined the Indians as an assistant in Baseball Operations. Later, he spent five seasons as the club's Director of Minor League Operations from 1994-1998, before becoming Vice President, Baseball Operations & Assistant General Manager from 1999-2001. Prior to joining the Blue Jays, Shapiro spent five seasons as President of the Cleveland Indians (2011-2015), after spending the previous nine as Executive Vice President and General Manager (2002-2010). Following both the 2005 and 2007 seasons, he was named the Sporting News Executive of the Year, the only active GM at the time in Major League Baseball to win the award twice. Shapiro was also named the Executive of the Year by Baseball America in 2005, and in 2007, was named to the elite "40 under 40" by Sports Business Journal, as well as being listed on Baseball America's "Ten to Watch" list. His leadership and impact goes beyond the club level, where he continues to be involved in various key initiatives led by the Office of the Commissioner. From 2010-2014, Shapiro served on Commissioner Selig's Special Committee for On-Field Matters, and was previously on the MLB Ticketing Committee, which examined marketplace issues relative to digital ticketing, alternative revenue sources and secondary ticketing market/dynamic pricing. In 2015, Commissioner Rob Manfred named him to the then newly formed Competition Committee – a group under Manfred's Ownership Committee structure that continues to address on-field issues relative to Major League Baseball. In addition to the Competition Committee, he also currently serves on the Strategic Planning Committee and the Revenue Sharing Definitions Committee. The Baltimore native played four years of football for the Princeton University Tigers, graduating in 1989 with a degree in history.



**ROSS ATKINS**  
**EXECUTIVE VICE PRESIDENT, BASEBALL OPERATIONS  
& GENERAL MANAGER**

Ross Atkins was named the seventh General Manager in franchise history on December 3, 2015. Prior to that, he spent his entire professional career with the Cleveland Indians organization after being selected in the 38th round of the 1995 draft as a right-handed pitcher. He joined the Indians' front office in 2000 following his playing career. Atkins has worked in Player Development over the last 15 seasons, with his most recent role as Vice President of Player Personnel, where he oversaw all elements of the Indians Player Development system. He previously served as Vice President of Player Development from 2011-2014 and as Director of Player Development from 2007-2010. His ascension in the Cleveland system also included three seasons, from 2004-2006, as the Director of Latin American Operations. Atkins spent four years playing baseball for Wake Forest University where he received a Bachelor's Degree in Economics and was a member of the ACC honor roll. He now resides in Toronto with his wife, Christine, and their two daughters, Jane and Marita.

### TORONTO BLUE JAYS OWNERSHIP

On March 26, 1976, the American League granted an expansion franchise to a group consisting of Labatt Breweries, Imperial Trust Limited and The Canadian Imperial Bank of Commerce. Both Labatt Breweries and Imperial Trust each controlled 45% of the team. The C.I.B.C. had the other 10% of the club. Imperial Trust was a holding company set up by the late R. Howard Webster, who was instrumental in the granting of the franchise in 1976. The Webster family still maintained their share of the ownership until selling their 45% to Labatt in November, 1991. The ownership then consisted of John Labatt Limited, 90% and Canadian Imperial Bank of Commerce, 10%. In June of 1995 John Labatt Limited was purchased by Interbrew S.A., Belgium's leading brewer.

In September of 2000, local ownership returned to the Toronto Blue Jays as Rogers Communications Inc. purchased 80% control of the franchise. John Labatt Limited (Interbrew) maintains a 20% interest while The Canadian Imperial Bank of Commerce relinquished their stake. In January of 2004 Rogers Communications Inc. acquired the remaining 20% of the Club. Rogers Communications Inc. now owns 100% of the Toronto Blue Jays Baseball Club.

On November 29, 2004, the Toronto Blue Jays reached an agreement with Sportsco International to acquire the former SkyDome. The purchase price for the stadium, now known as Rogers Centre, was approximately \$25 million (CDN).





**ROBERTO ALOMAR**  
**SPECIAL ASSISTANT TO THE ORGANIZATION**

A 12-time All-Star and 10-time Gold Glove winning second baseman, Roberto Alomar was elected to the Hall of Fame on July 24, 2011. He then received the 3rd highest vote total in history at the time with a 90% majority. Along with Roy Halladay, Alomar is one of only two players in Blue Jays history to have their number retired. Over his 17-year career, he batted .300 with a .371 on-base percentage and .443 slugging percentage with the San Diego Padres, Toronto Blue Jays, Baltimore Orioles, Cleveland Indians, New York Mets, Chicago White Sox and Arizona Diamondbacks. The switch-hitter totalled 2,724 hits, 1,508 runs, 504 doubles, 80 triples, 210 home runs, 474 stolen bases and 1,134 RBI. Alomar was a key contributor to the World Series Championship clubs in 1992 and 1993, earning MVP honours for his performance in the 1992 AL Championship Series. The 1998 MVP of the All-Star game in Denver, became just the 20th second basemen to enter the Hall of Fame. He also became the first Toronto Blue Jays player to enter the Hall with a Blue Jays cap.




**SANDY ALOMAR SR.**  
**SPECIAL ASSISTANT TO THE ORGANIZATION**

Sandy Alomar is entering his eighth season with the organization and his fourth as a consultant for the Front Office. He previously worked for Player Development in a consultant's role from 2013-2015. Alomar has been involved with professional baseball since 1961, making his Major League debut with the Milwaukee Braves in 1964 at the age of 20. The Puerto Rico native went on to play 15 seasons in the Majors and was recognized as a valuable defender who had the ability to play both the infield and outfield. Following his playing career, he became a Major League coach beginning in 1986 with the Padres, where he coached his two sons, Sandy Jr. and Roberto. He later joined the Cubs, Rockies and Mets organizations in a variety of coaching capacities, including serving as the Bench Coach during the 2005, 2008 and 2009 seasons with New York. In addition to his role as a consultant, Alomar actively participates in the Blue Jays Baseball Academy initiatives which aims to develop baseball in Canada.



**PAT HENTGEN**  
**SPECIAL ASSISTANT TO THE ORGANIZATION**

Pat Hentgen was born on November 13, 1968 in Detroit. Along with Cito Gaston, he was the first to be named a club ambassador. During his career, Hentgen was named the 1996 American League Cy Young Award winner and Sporting News Pitcher of the Year. In 14 seasons, he appeared in 344 games, posting a 131-112 record and an ERA of 4.32. The righty spent 10 seasons in a Blue Jays uniform, winning a career-best 20 games in his 1996 Cy Young season. He is one of five Blue Jays to win 20+ games in a season (Morris, Clemens, Wells, Halladay) and holds the Blue Jays record for wins on the road with Roy Halladay at 12. Hentgen appeared in the postseason on two occasions (Toronto-1993/St. Louis-2000). He started one World Series game in 1993 in Philadelphia, picking up the win with six innings of one-run ball. He was also selected as an All-Star on three occasions (1993, 1994, 1997). Hentgen was the Blue Jays' Bullpen Coach during the 2011 and 2013 seasons. The 2020 season marks his eighth as a Special Assistant.



**PAUL QUANTRILL**  
**SPECIAL ASSISTANT TO THE ORGANIZATION**

Paul Quantrill was born on November 3, 1968 and played 14 seasons in the Majors, appearing in 841 games with Boston, Philadelphia, Toronto, Los Angeles-NL, New York-AL, San Diego and Florida while posting a career 3.83 ERA. He led the league in appearances in each of 2001, 2002 and 2003. Quantrill was selected to the All-Star game in 2001 as a Blue Jay. He holds the Yankees record for appearances with 86 in 2004. The right-hander spent six seasons in a Blue Jays uniform, from 1996-2001, going 30-34 with a 3.67 ERA. The London, ON, native was inducted into the Canadian Baseball Hall of Fame on June 19, 2010.




**TIM RAINES**  
**SPECIAL ASSISTANT TO PLAYER DEVELOPMENT**

Born September 13, 1959 in Sanford, FL, 2020 marks Tim Raines' eighth season with the Blue Jays and his third in this role. He previously held the position of Outfield/Baserunning Coordinator from 2013-2017. Raines was inducted into the Baseball Hall of Fame on July 30, 2017, and was also inducted into the Canadian Baseball Hall of Fame in 2013. The outfielder spent 23 seasons in the Major Leagues with Montreal (1980-1990, 2001), Chicago-AL (1991-1995), New York-AL (1996-1998), Oakland (1999), Baltimore (2001) and Florida (2002). He hit .294 (2605 hits) with 170 home runs, 980 RBI, 808 stolen bases and a .385 OBP. Among the all-time leaders, he ranks fifth in stolen bases, 38th in walks and is tied for 80th in hits. Raines had his #30 uniform retired by the Expos on June 19, 2004. He made his managerial debut with Brevard County (A) in the Expos' organization, posting a 53-72 record in 2004. He then spent three seasons in the White Sox' system, including two with the Major League club from 2005-2006. In

2005, Raines was the First Base Coach on the World Series Championship team and was Bench Coach in 2006. He now has four children and resides just outside of Phoenix, Arizona.



# BUSINESS OPERATIONS



## **BRYAN BLEW**

### **SENIOR VICE PRESIDENT, FACILITIES & BUSINESS OPERATIONS**

Bryan Blew enters his first season with the Toronto Blue Jays after joining the club last September. In his current role, he directs all aspects of Rogers Centre, including all building operations, security, and gameday operations, and works closely with the executive leadership team to guide the club's business operations. He also oversees Florida Operations, travelling often to lead teams at the stadium and Player Development Complex in Dunedin. Having held C-level positions in the engineering and construction, oil and gas, and sports events industries, Blew brings extensive executive and leadership experience to his new role. He completed his Master in Public Policy at the Harvard Kennedy School in 2005 and his BS in Management at the United States Air Force Academy in 2003, where he played quarterback and captained the football team. Blew resides in Toronto with his wife, Jennifer, and their four children, and can be spotted riding his e-bike to the ballpark in sub-zero temperatures.



## **ANUK KARUNARATNE**

### **SENIOR VICE PRESIDENT, STRATEGY & BUSINESS OPERATIONS**

Anuk Karunaratne is entering his fourth season with the Toronto Blue Jays. Anuk joined the club as VP, Strategy & Analytics on Opening Day of 2017, with responsibility for organizational strategy, strategic planning and projects, fan insights, and advanced analytics. In his current role, Anuk is responsible for the Technology, Human Resources, Strategy & Analytics, and Retail departments and oversees the club's concessionaire relationship. Prior to joining the Blue Jays, Anuk held multiple roles at the Boston Consulting Group focused on corporate strategy in the CPG, retail, healthcare and sports & entertainment industries. Before BCG, he held progressive roles at customer research, analytics, and marketing consulting firms, where he built and managed data and analytics practices and led major client initiatives. Anuk holds an MBA from INSEAD and a BS in Biomedical Engineering from Washington University in St. Louis. Born in Vancouver, he now resides in Toronto with his wife, Tiffanie, and their son, Maxime.



## **MARNIE STARKMAN**

### **SENIOR VICE PRESIDENT, MARKETING & BUSINESS OPERATIONS**

Marnie Starkman is entering her 11th season with the Blue Jays. She was named Senior Vice President, Marketing & Business Operations in August of 2019 and is responsible for leading the Marketing department and overseeing fan services; promotions & fan activations; game entertainment; advertising and creative services; business communications; social media; amateur baseball; alumni, player, and community relations, and Rogers Centre events. Starkman joined Blue Jays in 2009 as Director, Game Entertainment, adding the responsibilities of overseeing Promotions in 2010 and leading the Marketing department in 2016. Prior to joining the Blue Jays, she was Creative Producer, Content and Production at Maple Leaf Sports & Entertainment, where she received the MLSE Rookie of the Year Award in 2008. While completing her education, Starkman also spent nine years with Dome Productions as well as freelancing in multiple production capacities at various major sporting events. The Toronto native completed her Master of Arts degree in Communications at York/Ryerson University with a thesis on the Business of Contemporary Sports Television Broadcasting and Production. Starkman graduated from the University of Toronto with an Honours Bachelor of Arts degree and completed a diploma in Information Technology at Sheridan College. She was a 2018 recipient of the One of 5 to Watch Award, presented annually to five Canadian sports business professionals who have achieved remarkable career success prior to their 40th birthdays.

## **NAME THE TEAM CONTEST**

The Blue Jays were named in a contest conducted in June and July of 1976. Over 30,000 individual entries were received, suggesting over 4,000 names for the new American League club. From the list of names submitted, specially-appointed panels of judges selected ten names to submit to the Board of Directors. The Directors chose the name "Blue Jays" from that list and announced their decision on August 12th, at which time the team officially became the Toronto Blue Jays Baseball Club.

A total of 154 people submitted the name "Blue Jays" and a drawing was held to select a grand prize winner from those who submitted the name. Dr. William Mills of Etobicoke, Ontario, won a pair of season tickets for 1977 and an all-expenses paid trip for himself and his family to watch the Blue Jays at spring training in Dunedin, Florida. Nine runners-up also won season tickets.







**MARIO R. COUTINHO**  
**VICE PRESIDENT, STADIUM OPERATIONS & SECURITY**

Mario Coutinho was named to his current position in October of 2005, overseeing the management of all Event staff and Security operations including, Investigations, Threat/Risk Assessments, BCP and Emergency Response Planning. He is also responsible for securing large scale events at Rogers Centre, including all Blue Jays home games. Coutinho graduated from the University of Toronto with a Bachelor of Science degree in 1985, after having undertaken his secondary schooling at Toronto's De La Salle College. He began his career with the Blue Jays Baseball Club working part-time in 1982 in gameday operations and gained employment on a full-time basis came in 1989 as the club's Manager of Game Operations. He was appointed to Major League Baseball's Senior Advisory Committee for Security and Stadium Operations in 2000 and continues to sit as co-chair for this eight-person committee. Coutinho currently serves on the planning committee for the annual Toronto Police Emergency Management Symposium

(since 2008). He is a strong supporter of collaborative partnerships between private/public organizations in emergency management and special event planning. Coutinho is a founding member of SAFE (South Area Facilities and Entertainment Group), serves on the Board of TAPPS (Toronto Associations of Police and Private Security) and participates in a number of key industry associations, including ASIS, OSAC, NCS4 (National Center for Spectator Sports Safety and Security - Advisory Board member), SMA (Stadium Managers Association - Board Member and 2018/19 Secretary Treasurer, Technology and membership committee) and 2019 BOMA - Toronto (SRMAC).



**MARK DITMARS**  
**VICE PRESIDENT, CORPORATE PARTNERSHIPS**

Mark Ditmars joined the Toronto Blue Jays organization in July of 2011. He spent 20 years with Labatt Breweries of Canada in various sales and marketing roles, including Director of Marketing and Brand Management for Bud Light and Budweiser, where he developed marketing strategies for sports properties, including the NFL, Super Bowl, Formula 1 and NASCAR. Ditmars was formerly Vice President Sales for EMI Music Canada responsible for sales revenue of many artists, including Katy Perry, Coldplay, The Beatles and Pink Floyd through retail channels such as Walmart and iTunes. The University of Windsor graduate is a certified amateur coach through the Ontario Baseball Association, formerly coaching in the "AAA" Mississauga Majors and Twins organizations.



**JUSTIN HAY**  
**VICE PRESIDENT, TICKET SALES, SERVICE & OPERATIONS**

Justin Hay was named to his current position in November of 2016. He oversees all ticketing for the Toronto Blue Jays and Rogers Centre including ticket sales & service, group sales, box office/support, operations and fulfillment. He began his ticketing experience at Maple Leaf Gardens in 1993 before joining Ticketmaster Canada as a Client Services Rep, Manager, and then General Manager of the Toronto office in 2006. Hay joined the Toronto Blue Jays and Rogers Centre as Director, Ticket Operations in 2011. He obtained a Welder/Fitter Certificate from George Brown College and then started a long career in Ticketing with more than 26 years of experience. Born in Liestal, Switzerland, Hay currently resides in Burlington, ON.



**MATTHEW SHUBER**  
**VICE PRESIDENT, LEGAL & GOVERNMENT AFFAIRS  
 AND GENERAL COUNCIL**

Matthew Shuber originally joined the Blue Jays in 2003, in the role of Director, Business Affairs, acting as business and legal advisor to the organization's executive leadership group and operational departments. He began reporting directly to the President & CEO in 2007 and was promoted to Vice President in 2011. Shuber's responsibilities include the oversight and management of all legal matters affecting the organization, as well as certain relationships and business matters relating to Major League Baseball and the Blue Jays' intellectual property. Shuber provides ongoing legal, business and strategic advice and direction on a variety of different organizational imperatives (including broadcasting, baseball operations, ticketing, merchandising, marketing and corporate partnerships). He played a central role in the design, development and implementation of the Blue Jays' current logos, uniforms and related branding elements, all of

which were introduced in 2012. Shuber is currently supporting the project team involved in the major redevelopment of the Blue Jays Spring Training ballpark and associated player development facilities in Dunedin, FL, and provides advice and assistance in connection with related negotiations, agreements and relationships. Shuber was called to the Ontario Bar in 1999. He attended Schulich School of Business MBA program in 2003 on a Dean's Entrance Scholarship, completing core courses. Prior to entering the business world, Shuber was in legal practice as criminal defence counsel at the Toronto firm of Cooper, Sandler and West (Austin Cooper, Q.C., Mark Sandler and Peter West). In 1996, he worked with Harry Radomski at Goodman's, LLP on commercial litigation, patents and National Hockey League-related matters. Shuber received his law degree (Juris Doctor) from Osgoode Hall Law School in Toronto in 1997, and was the recipient of six separate academic awards. Shuber received his Bachelor of Arts degree from the University of Toronto, graduating with high distinction in 1994. He also attended the Toronto French School and is fluent in French. Shuber has been a member of and/or special advisor to the Board of Directors of the Jewish Camp Council of Toronto, the not-for-profit, charitable organization that operates Camp Northland, since 2005. Shuber has been a guest lecturer for Osgoode Hall Law School's Entertainment and Sports Law course for the last three years. He is an avid photographer, traveller and amateur chef, as well as an occasional musician and sportsman, with a strong appreciation for music (particularly live performances of the band Phish). Shuber is a very proud father to one remarkable son.



# BASEBALL OPERATIONS



**TONY LACAVAL**  
**SENIOR VICE PRESIDENT, PLAYER PERSONNEL**

Tony Lacava is entering his 18th year with the Blue Jays after joining the organization on October 15, 2002 as Assistant to the General Manager. He was named Assistant General Manager, Player Personnel in October of 2007, a role he held until 2011 when he was appointed Vice President, Baseball Operations and Assistant General Manager. He was then appointed to the position of Senior Vice President of Baseball Operations and Assistant General Manager in December of 2015. Lacava also served as interim General Manager during the 2015 off-season. Following his playing career, he joined the Anaheim Angels organization as an Associate Scout in 1989. The resident of Oakmont, PA, was promoted to full-time duties as an Area Scout in 1991. He was promoted again in 1996 to the position of Regional Crosschecker, serving through 1999. Lacava joined the Atlanta Braves as the National Scouting Supervisor in 2000 and was named as the Director, Player Development for the Montreal Expos in September of that year, overseeing the club's Minor League field personnel and the farm teams. He also spent the 2002 season with the Cleveland Indians as National Crosschecker. Lacava graduated from Central Catholic in 1979 where he played baseball. He then obtained an Associates Degree from Gulf Coast Community College before transferring to the University of Pittsburgh. He left Pitt after two years to sign with the Pittsburgh Pirates as a non-drafted free agent and spent two seasons in the club's Minor League system as an infielder with Bradenton and Greenwood in 1983, and Macon in 1984. Lacava was born on May 21, 1961 in Pittsburgh, and is married with three children.



**ANDREW TINNISH**  
**VICE PRESIDENT, INTERNATIONAL SCOUTING**

Andrew Tinnish was named Assistant General Manager on June 21, 2012 and oversees the club's International Scouting operations. He was elevated to the position of Assistant Scouting Director in September of 2006, a role he performed until his promotion to Director, Amateur Scouting on October 9, 2009, where he oversaw the direction of the Amateur Scouts in preparation for each season's Amateur draft. Tinnish was named an Area Scout for the Blue Jays, covering North Florida and Alabama, before being promoted to Scouting Coordinator in August of 2003. During July/August of 2002, he acted as Hitting Coach for Team Canada at the FISU World University Games in Italy. The native of Hamilton, ON, moved into a full-time position in January of 2002 as an Assistant in the Baseball Operations department after he first joined the Blue Jays in April of 2001 as an Intern in Baseball Operations. Tinnish pitched for the Quebec Capitales of the Northern League in the summer of 1999, appearing in 22 games while compiling a 3-1 record covering 38.2 innings. He also played for the Brock Badgers baseball club from 1995-1999 and was awarded the honour of Brock University Male Athlete of the Year for the 1999-2000 school year, as well as being named team MVP in the 1996, 1998 and 1999 seasons. Tinnish played baseball for Niagara University (NCAA) in 1997 and graduated from Brock University with a degree in Sports Management. He grew up in Nepean, ON, where he played minor baseball for East Nepean.



**JOE SHEEHAN**  
**ASSISTANT GENERAL MANAGER**

Joe Sheehan was named Assistant General Manager on September 29, 2016. He originally started with the Blue Jays in November of 2010 as a Baseball Information Analyst. On January 2, 2015, he was promoted to Manager, Baseball Research and Development, a role he held until his appointment to Director of Analytics in December of 2015. In that role, he was responsible for creating and communicating many of the advanced analytic metrics and processes used by the Baseball Operations staff. Sheehan helped develop the team's internal scouting software, as well as other systems used across all levels of the department and is responsible for managing departmental statistical and scouting databases. He previously worked for the Pirates from 2009-2010, both as an intern and as a Baseball Operations Data Analyst, contributing analytic work to baseball operations decisions. Sheehan interned for San Diego Padres and Colorado Rockies in 2006 and 2008, respectively. He graduated from Oberlin College (Ohio) with a degree in Biology and played baseball at Oberlin from 2002-2006. Originally from Winchester, MA (outside Boston), Sheehan currently resides in Toronto.



**MIKE MUROV**  
**DIRECTOR, BASEBALL OPERATIONS**

Mike Murov is entering his fifth season with the Blue Jays after spending six years with the Boston Red Sox, most notably as the club's Assistant Director of Major League Operations. He is responsible for creating and implementing decision-making systems and processes across Baseball Operations, while assisting in the preparation and analysis of financial, statistical, and contractual information, coordinating contract negotiation and arbitration preparation. Murov began his career in baseball in 2008 as a Player Development intern with the Florida Marlins organization. He then worked for the Cincinnati Reds as an intern in 2009 before joining Boston's Player Development department in 2010. Murov attended Dartmouth College where he majored in government and minored in history, graduating with high honours in 2007.



**MIKE SHAW**  
**DIRECTOR, TEAM TRAVEL AND CLUBHOUSE OPERATIONS**

Born on October 30, 1968 in Halifax, and raised in Montreal, Mike Shaw played baseball through the junior ranks in the Montreal Lac St. Louis League. He graduated from Montreal's Marymount Academy in 1986, capturing a provincial physical education award in his final year. He then attended Dawson College, earning a Diploma in Social Sciences in 1989, and also graduated with an Honours Bachelor of Commerce in Sports Administration from Sudbury's Laurentian University in 1995. Shaw joined the Blue Jays organization in 1996, taking on a part-time position in the club's ticket office. He joined the PR staff as an assistant in 1997, before being appointed as Manager, Baseball Information in 1999. Shaw was appointed to Manager of Team Travel in November of 2004, overseeing the team's transportation and accommodations in Spring Training and throughout the regular season, and was promoted to Director of Team Travel and Clubhouse Operations in January of 2011. In a vote amongst his peers, Shaw was awarded

Travel Secretary of the Year in December of 2014. He has two children and resides in Oakville.



**HEATHER CONNOLLY**  
**SENIOR MANAGER, MAJOR LEAGUE ADMINISTRATION**

The 2020 season will mark Heather Connolly's 37th year with the Blue Jays organization. She was named to her current role of Senior Manager, Baseball Administration in September of 2016, previously appointed to the role of Manager, Major League Administration in January of 2015. Before then she held the title of Administrator, Baseball Operations since January of 2010. Heather works alongside senior management in baseball operations. She prepares and maintains all Major League paperwork including contracts for players, coaches, scouts and support staff, immigration documents, employment visas, and hiring paperwork. She serves as an active liaison with the Commissioner's Office, the Departments of Canadian and United States Immigration, and Human Resources Canada. She also plays an important role in the preparation and maintenance of the financial budget for baseball operations. Heather originally joined the club in February of 1984, working as an Administrative Assistant in Ticket Sales & Service, and she

moved from the box office in December of 1988, being named as Executive Assistant, Baseball Operations & Player Personnel. In November of 2004, she was named Executive Baseball Assistant, Major League Operations and served in various capacities until being named to her current role. Heather was born on November 4, 1961 in Toronto and educated in the city at Richview Collegiate Institute and Humber College. She has one grown son, a daughter-in-law and two grandsons.



**SANJAY CHOUDHURY**  
**ASSISTANT DIRECTOR, RESEARCH & DEVELOPMENT**

Sanjay Choudhury enters his fifth season with the Blue Jays. In his current role, he is responsible for conducting research and analysis to support decisions across Baseball Operations, including contract negotiations and player transactions. The Pittsburgh, native was previously employed by KIPP DC Charter Schools and Deloitte Consulting. He holds his BA and MPP from the University of Virginia, where he graduated from the Batten School of Leadership and Public Policy.



**JEREMY REESOR**  
**ASSISTANT DIRECTOR, BASEBALL OPERATIONS**

Entering his eighth season with the Blue Jays and seventh in the Baseball Operations department, Jeremy Reesor was promoted to his current position in January of 2019. In his current role, he contributes to the team's decision making processes in all areas of Baseball Operations with a focus on applying analytical tools to the Amateur Draft, Major League transactions, and advance scouting. Reesor joined the Blue Jays in 2013 as a Field Conversion Technician before moving to Baseball Operations as an Analytics intern for the 2014 season. He was then hired as Assistant, Baseball Research prior to the 2015 season, working closely with the Amateur Scouting staff on coordination for the draft, as well as supporting the club's analytics team. He was promoted to Coordinator, Baseball Research prior to the 2017 season and Manager, Baseball Research prior to the 2018 season. Reesor graduated with a BSc in Honours Biology from the University of Waterloo in 2012. Originally from Stouffville, ON, he currently resides in Toronto with his wife, Marie.





### **ANGUS MUGFORD** **VICE PRESIDENT, HIGH PERFORMANCE**

Angus Mugford was appointed to oversee the High Performance Department in 2015. This department is one of the first to exclusively focus on the holistic support of the development and performance of players, coaches and staff. Mugford oversees the integration of an interdisciplinary performance team, including sports medicine, strength and conditioning, mental performance, and nutrition with a sport science-based approach. He came to the Blue Jays from IMG (International Management Group), where he had served for more than a decade, leading their external consulting through the IMG Institute. There he developed programs and oversaw mental conditioning and performance programs as part of IMG Academy, for professional and junior athletes and coaches, as well as US military special operations and executives. Mugford has a PhD from the University of Kansas and in 2015 he was elected by his peers as the president of the Association for Applied Sport Psychology (AASP), the leading professional organization for

applied sport psychology consultants in the world. He has authored in many academic and professional publications, presented at conferences across the globe, and has a track record as a consultant on mental performance as well as leadership, culture change and human performance teams. Mugford is originally from the United Kingdom, but now lives in Florida with his wife, Sarah, and their sons, Will and Tom.



### **DEHRA HARRIS** **ASSISTANT DIRECTOR, HIGH PERFORMANCE OPERATIONS**

Dr. Dehra Harris is a learning and training specialist with expertise in designing individualized learning programs across high performance settings. She previously taught at Washington University School of Medicine and was responsible for creating programs that helped learners develop the skills to individually perform under pressure and optimize teamwork. In her role with the Blue Jays, Dr. Harris is responsible for bringing state of the art learning theory to player plans and staff development.



### **PAT CHASSE** **MEDICAL COORDINATOR**

Pat Chasse enters his second season as Medical Coordinator, having spent the prior two years as Toronto's Rehab Coordinator. The Graduate of Marist College started his career as an Athletic Trainer at the University High School of Science and Engineering in Hartford, CT. While there, he received his Doctorate of Physical Therapy (DPT) from the University of Hartford. After Graduating, Chasse worked for Suburban Sports Medicine, LLC, Elite Sports Events, and Duke Sports Medicine, and as Clinical Physical Therapist and an Outreach Athletic Trainer (2012-2015). The Dunedin resident worked within Duke Athletics baseball and women's basketball programs after completing an APTA credentialed Sports Physical Therapy Fellowship in 2016. Chasse is a certified strength and conditioning specialist (CSCS) through the NSCA, board certified in sports physical therapy (SCS), and board certified in orthopedic physical therapy (OCS) through the APTA.



### **PHILLIP DIMINO** **REHAB COORDINATOR**

Phillip Dimino spent last year completing a physical therapy fellowship with the Toronto Blue Jays and is transitioning into his first year as Rehab Coordinator. He is a graduate of East Mississippi Community College where he played football for two years before receiving his bachelor's degree from Mississippi State University. Dimino then went on to receive his Doctor of Physical Therapy from the University of Mississippi Medical Center. Following physical therapy school, he completed an APTA credentialed sports physical therapy residency with Houston Methodist in Houston, Texas. During Dimino's residency, he served as an Assistant Physical Therapist with Rice University, working with all sports, and completed an internship with the Houston Astros' rehab team in West Palm Beach, FL. After the conclusion of Dimino's residency program, he spent time as a Clinic Therapist with ATI Physical Therapy in Birmingham, AL, prior to completing the Blue Jays' Professional Sports Physical Therapy Fellowship last year.



**MICHAEL RENDON**  
**ASSISTANT ATHLETIC TRAINING COORDINATOR**

Michael Rendon is entering his fourth season in the Toronto Blue Jays organization and first season as Assistant Athletic Training Coordinator after serving as a Minor League Athletic Trainer in Dunedin (2019), Vancouver (2018) and the GCL (2017). A native of Du Quoin, IL, he graduated from Southern Illinois University in 2010 with Bachelor's degree in Athletic Training. Rendon's previous experience includes athletic training intern with the Springfield Cardinals (2009-2010) and Minor League Athletic Trainer with the Houston Astros organization (2011-2016). Rendon currently resides in Palm Harbor, FL, with his wife Brittany, his sons, Adrian and Gideon, and their dog, Shana.



**SCOTT PETERS**  
**MEDICAL RESEARCH COORDINATOR**

Scott Peters is entering his fifth season with the Blue Jays, first as Medical Research Coordinator, after spending the previous two seasons as the Major League Assistant Physical Therapist. A native of Altona, MB, he obtained his Doctorate in Physical Therapy from Duke University in 2017 after receiving his Bachelors in Athletic Training and Corporate Fitness from Minot State University (ND) in 2013. He then completed a Masters degree in Management from Minot State in 2014 while serving as a graduate assistant strength and conditioning coach with the baseball program for the Division II University. Peters' other previous experience includes an athletic training internship with the Los Angeles Angels of Anaheim (2012) in Tempe, AZ, assistant athletic trainer for the Lowell Spinners (Boston Red Sox, 2014), and game day assistant with the Carolina Hurricanes (NHL, 2015-2016). He is currently pursuing a Fellowship in Orthopedic Manual Physical Therapy through the American Academy of Manipulative Therapy.



**BEN FREAKLEY**  
**HEAD OF MENTAL PERFORMANCE**

Ben Freakley is Head of Mental Performance for the Toronto Blue Jays Baseball Club, overseeing all aspects of Mental Performance and Sport Psychology initiatives for the organization. Prior to joining the Blue Jays, he worked as a Performance Psychology Coach for Special Operations Forces – 75th Ranger Regiment. Before going full-time into the field of performance psychology, Freakley was a soccer coach working at the NCAA and PDL levels. He is a member of both the Association for Applied Sport Psychology (AASP) and the Professional Baseball Performance Psychology Group (PBPPG). He is a Certified Strength and Conditioning Specialist (CSCS) and is working towards obtaining Certified Mental Performance Coach (CMPC) certification. Freakley is pursuing his doctoral work in clinical mental health counseling with an emphasis in sport and performance psychology.



**SAM LIMA**  
**EAP DIRECTOR**

Sam Lima joined the Toronto Blue Jays Baseball Club in 2014. As Employee Assistance Program (EAP) Director, Certified EAP, Licensed Clinical Mental Health Counselor-Supervisor and National Certified Counselor, he provides critical support to staff, players and family members. Lima maintains a vibrant private practice where he focuses on supporting adolescent, young adult and adult men, and their families, with clinical issues impeding daily functioning and performance. He brings a depth of life experiences derived from more than 30 years of service in the United States Marine Corps and the Department of Homeland Security. Lima is bilingual and bicultural, having travelled extensively throughout the world - a culturally diverse practitioner. As a life-long learner, Lima continues his professional education at Liberty University, working toward a Ph.D. in Counselor Education and Supervision. He is a member of the International Employee Assistance Professional Association, a member of the Central Florida Chapter, and is

certified to provide mental health services as crisis response support. Sam has four adult children in full flight and lives with his lovely wife, Anne, and daughter, Sloane.



**JEREMY CHIANG**  
**NUTRITION COORDINATOR**

Jeremy Chiang was promoted to Nutrition Coordinator in 2020 to oversee the nutrition team within the High Performance Department. This nutrition program is one of the first to be incorporated at all levels, from MLB to MiLB, focusing on fueling strategies to optimize performance and daily recovery routine. In 2019, Chiang was with the Triple-A Buffalo Bisons. In his current role, Chiang is striving to provide the high level nutrition service, education and integration of fueling principles into players' daily routines. Before the Blue Jays, Chiang served as an Associate Director of Sports Nutrition at Baylor University. During his time at Baylor, he was the lead dietitian for baseball, basketball, soccer, track & field, cross country, golf, tennis, acrobatic & tumbling, and equestrian. Chiang completed his MS in Nutrition Sciences at Baylor University. He is a Certified Registered Dietitian from the Commission on Dietetic Registration, and Certified Strength & Conditioning Specialist from NSCA. Chiang was born and raised in Taiwan, where he served the military and completed his B.S. in Electrical Engineering at the Ming-Chi University of Technology. He now lives in Dunedin, Florida.





### **STEPHANIE WILSON** **SPECIAL ASSISTANT, NUTRITION**

Stephanie Wilson was appointed in 2017 to oversee the development of nutrition tier within the High Performance department. This nutrition program is one of the first to be incorporated at MLB, focusing on fueling strategies to optimize performance and recovery. In her role, Wilson oversees the education and integration of fueling principles into the daily routines of our teams. She joined the Blue Jays after serving as Director of Nutrition for the Florida Gators since 2015. With the Gators, Wilson oversaw the nutrition program for approximately 500 student-athletes, including the education, sports science, and access to fuel on a daily basis. Prior to the University of Florida, she worked at IMG Academy, leading its nutrition program with more than 200 professional athletes ranging from MLB, NFL and other professionals. Wilson completed her PhD from Grand Canyon University and is accomplished in research having published in more than a dozen multiple high-impact, peer-reviewed journals to contribute her expertise to the field of sport science. She is also one of the first Level 3 Anthropometrists in the US, a distinction respected internationally for its high standards for assessing body composition with elite and Olympic athletes. Many have recognized her enthusiasm and dedication to growing the field of nutrition, as she was recipient of six prestigious awards and has been invited to speak in multiple countries on program development. Originally from St. Louis, Wilson now lives in Florida.



### **STEVE RASSEL** **MINOR LEAGUE STRENGTH & CONDITIONING COORDINATOR**

Steve Rassel joined the Blue Jays in 2019 as the Minor League Strength & Conditioning Coordinator. For a decade prior to that, he served at Webber International University as the Associate Athletic Director and Head Strength & Conditioning Coach, directing the training of all 22 athletic programs and 550 athletes. Before Webber, Rassel's career began with the Boston Red Sox, followed by a stint with the Chicago Cubs. He was named a finalist for the 2017 and 2019 NSCA College Strength & Conditioning Coach of the Year award. He is certified through the National Strength & Conditioning Association as a CSCS®D and RSCC, and through the Collegiate Strength and Conditioning Coaches Association as an SCCC and Approved Mentor. He lives in Trinity, FL, with his wife, Dr. Brittany Rassel, five-year-old son, Stevie III, and four-year-old son, Brayden.



### **BRANDON STONE** **SPORTS SCIENCE COORDINATOR**

Brandon Stone enters his first season with the Blue Jays and will serve as the Sport Science Coordinator. Stone comes to the Blue Jays from the United States Olympic Committee, where he served as a Senior Sports Physiologist. Prior to the USOC, Stone worked within the US Military Special Operations community and in multiple capacities across collegiate athletics. His baseball experience includes Assistant Baseball Coach at Trinidad State Junior College (CO), Head Baseball Coach at Chatfield HS (CO), and Manager for the Arvada Colts Baseball Club (CO). A former collegiate baseball player, Stone received his undergraduate degree from Southern Nazarene University in Psychology and Kinesiology. He holds a PhD in Cellular and Behavioral Neurobiology from the University of Oklahoma. Stone resides in St. Petersburg, FL, with his wife, Amy, and sons, Wheeler and Beau.



### **JOSE JULIAN MINISTRAL** **HEAD ATHLETIC TRAINER**

Jose Julian Minstral begins his eighth season with the Toronto Blue Jays Organization and first year as the Head Athletic Trainer. The Summit, NJ, native earned his undergraduate degree from Springfield College and is certified by the CATA, NATA, and NSCA. He was named to the position of Assistant Athletic Training Coordinator in 2013, a position he held until becoming the Minor League Athletic Training Coordinator in 2016. Jose began his baseball career in 1998 with the Pittsburgh Pirates organization as a GCL Intern, spending 14 years with the organization as a Minor League athletic trainer. He spent six seasons (2003-05 and 2007-09) as Pittsburgh's Triple-A athletic trainer, and also served as athletic trainer at Lynchburg (A) in 2002 and as the Pirates Minor League Rehab Coordinator in 2001. Jose resides in Palm Harbor, FL, during the offseason with his wife, Jenna, and children, Gillyan and Kirk.



### **VOON CHONG** **ASSISTANT ATHLETIC TRAINER**

Voon Chong is entering his 19th season overall with the Blue Jays organization and his third on the Major League staff as Assistant Athletic Trainer. He began his baseball athletic training career with the Blue Jays in Medicine Hat (Rookie-A) in 2002 and has made stops in Charleston, (A) in 2003, Manchester (AA) from 2004-2009, Las Vegas (AAA) from 2010-2012, and Buffalo, (AAA) from 2013-2017. Chong was voted the Eastern League Athletic Trainer of the Year in 2007 and 2008, and was selected to represent the Blue Jays in the Hawaii Winter Baseball League (Honolulu Sharks) in 2006, and the Arizona Fall League (Scottsdale Scorpions) in 2007. Prior to baseball, he represented Canada as an Athletic Trainer/Equipment Manager on the Canadian U-20 National Soccer Team at the World Youth Cup in 1997 (Malaysia) and 2001 (Argentina), the 2001 Canadian U-23 National Soccer Team at Francophone Games in Ottawa, and the Canadian Olympic National Soccer Team in the 2003 Olympic Qualifying Tournament.

Chong graduated from Simon Fraser University with a Bachelor of Applied Science in Kinesiology in 1998. He was born in Ipoh, Malaysia, and now resides in Coquitlam, BC.





**JOHN BIGGAR**  
**MAJOR LEAGUE PHYSICAL THERAPIST**

John Biggar begins his Major League career in Toronto with the Blue Jays after spending two seasons as Minor League Physical Therapist with the San Diego Padres. He received a Bachelor of Science Kinesiology degree from Dalhousie University in 2005 and completed his Master of Science in Physical Therapy degree from the University of Toronto in 2008. Biggar began his sports medicine career in Toronto and has worked with athletes and teams across multiple events, including the 2015 Toronto Pan Am Games, the 2017 Canada Summer Games and the 2017 WBSC U-18 Baseball World Cup. He holds a Sport Certificate through the Canadian Physiotherapy Association and CSCS designation through the NSCA. A native of Cobourg, ON, he currently resides in Toronto.



**DREW MACDONALD**  
**MAJOR LEAGUE ASSISTANT & ATHLETIC TRAINING COORDINATOR**

Drew MacDonald, 33, is entering his first season on the Major League staff as the 2nd Assistant Athletic Trainer, and 10th season with the Blue Jays overall. A graduate of Sheridan College's Athletic Therapy program, MacDonald interned for the Blue Jays in 2008 before being hired to serve as the Bluefield Athletic Trainer in 2011. Since then, he has made professional stops in Vancouver (2012), Lansing (2013-2017) and New Hampshire (2018), prior to serving as the Assistant Medical and Athletic Training Coordinator in 2019. MacDonald also spent time with Baseball Canada's Junior National Team in 2010 and represented the Blue Jays organization as a trainer in the Arizona Fall League in 2015. Originally from Teeswater, ON, he currently resides in Paris, ON, with his wife, Heidi, and his son, Max.



**DR. JOHN THEODOROPoulos**  
**HEAD ORTHOPEDIC PHYSICIAN**

Dr. John Theodoropoulos earned his Medical Degree at Queen's University and completed his residency in Orthopaedic Surgery at McGill University. He completed a Fellowship in Sports Medicine at the University of Illinois Chicago and completed his Masters of Science in Cartilage Regeneration at the University of Toronto. Dr. Theodoropoulos is currently an Assistant Professor of the Division of Orthopaedic Surgery, Department of Surgery at the University of Toronto. He is the Director of the Dovi Orthopaedic Sport Medicine Institute (DOSMI), a non-profit institute dedicated to the treatment, prevention and research of sport related injuries. He is also clinical head of University of Toronto Orthopaedic Sports Medicine Program (UTOSM) and Director of the Fellowship Program mentoring eight National and International Fellows annually. As a distinguished and invited speaker, presenter and lecturer, he has contributed locally, provincially and nationally at meetings and conferences on topics such as ACL reconstruction, cartilage

repair and tissue engineering, and arthroscopic shoulder repair. Dr. Theodoropoulos is the Head Orthopaedic Surgeon for the Toronto Maple Leafs and Toronto Blue Jays. He also consults for many local amateur and professional athletes and was part of the medical team at the 2010 Vancouver Olympic Hockey Tournament.



**DR. DAVID LAWRENCE**  
**HEAD PRIMARY CARE PHYSICIAN**

Dr. David Lawrence is a sports medicine physician and assistant professor at the University of Toronto. He completed his medical degree (MD), residency, and sports medicine fellowship at the University of Toronto, and completed a post-graduate Masters of Public Health (MPH) at the Dalla Lana School of Public Health (University of Toronto). Dr. Lawrence is the lead team Primary Care Physician for the Toronto Blue Jays and provides coverage for varsity athletes at the University of Toronto.



**TODD EARL**  
**SPORTS MASSAGE**

Todd Earl returns for his 10th season with the Toronto Blue Jays. A longtime resident of the Tampa Bay, area, he spent several years with the Tampa Bay Buccaneers before joining the Blue Jays. Earl is a 2005 graduate of the Suncoast School of Massage and now resides in Safety Harbour, FL. He enjoys hiking, going to the movies, and yoga. He also has one daughter who is currently on active duty with the United States Navy.







**JIMMY VANOSTRAND**  
**MAJOR LEAGUE MENTAL PERFORMANCE COACH**

Jimmy VanOstrand was born and raised in Vancouver, BC. He attended college at Cal Poly - San Luis Obispo and was drafted in 2006 by the Houston Astros, playing eight years in the Astros and Washington Nationals organizations, reaching as high as Triple-A in 2013. He competed for Canada in the 2008 Olympics and 2013 World Baseball Classic, and won gold at the 2011 Pan Am Games. In 2014 and 2015, he was an assistant coach at Boston College before spending the 2016 season as the Director of Player Development at the University of Arizona. VanOstrand spent the last three years as a mental skills coach with the Seattle Mariners, working with players at all levels, including the Major League team in 2019. He obtained his Masters Degree in Psychology from Cal Southern University in 2018. VanOstrand is in the process of obtaining Certified Mental Performance Coach (CMPC) certification. He is also a member of the Professional Baseball Performance Psychology Group (PBPPG).



**JAMEY RICE**  
**MAJOR LEAGUE NUTRITIONIST**

Jamey Rice is entering her second season with the Toronto Blue Jays as MLB Nutritionist. Before working in Major League Baseball, Rice spent several years working with specialized athletic populations, ranging from adolescents to professionals to military special operations forces and Olympic competitors. Rice graduated from Western Kentucky University with a Bachelor of Science in Hospitality Management/Nutrition and Dietetics and received a Master of Science in Nutrition from Murray State University. She is currently serving for a second year as member of the Scholarships and Awards Committee for the Collegiate & Professional Sports Dietitians Association (CPSDA). Originally from Illinois, Rice resides in Florida during the team's offseason.



**ANDREW POCSAI**  
**MAJOR LEAGUE HEAD CHEF**

Andrew Pocsa is a 31-year-old Torontonian who has been cooking for more than 10 years in the Hospitality Industry. In pursuit of advancing his culinary knowledge, he obtained chef training and pastry apprenticeships at his time at Niagara College and George Brown College. In 2014, he helped his former mentor and well respected Mexican Chef, Luis Valenzuela, open his Spanish restaurant called Carmen. Within three years with this company he became Head Chef of their sister restaurant, Torito Tapa's Bar and Chef de Cuisine of Carmen. Aside from running a busy Queen St. West restaurant in 2018, Andrew became an instructor at the University of Toronto for a culinary program called Community Kitchen. This position involved teaching first-year students about the fundamentals of cooking and implementing a healthy lifestyle. This will be Andrew's second season with The Toronto Blue Jays and his first as Head Chef. He couldn't be more excited to bring some fresh ideas and be a part of this great organization.



**SCOTT WEBERG**  
**HEAD MAJOR LEAGUE STRENGTH & CONDITIONING COACH**

Scott Weberg is entering his 14th season in professional baseball and second as the Head Major League Strength and Conditioning Coach for the Blue Jays. He previously held positions as Assistant Major League Strength and Conditioning Coach (2017-2018), Minor League Coordinator (2016), Assistant Minor League Coordinator (2014-2015), and Advanced-A affiliate Strength and Conditioning Coach (2012-2013) with the club. Weberg entered professional baseball with the Chicago Cubs from 2007-2011 as Triple-A Strength and Conditioning Coach and the Assistant Minor League Strength and Conditioning Coordinator. He was the Strength and Conditioning Coach for Team Canada at the 2017 World Baseball Classic, and was also the Strength and Conditioning Coordinator, Netherlands Region, with MLB International from 2012-2013. Weberg earned his Master of Arts Degree in Health, Physical Education and Sport Sciences from Morehead State University (Morehead, KY) in 2008, and his Bachelor of Arts Degree in Health

Promotion - Fitness Management from Grand View University (Des Moines, IA) in 2007. He also attended Porterville College (CA) from 2003-2004 and played three years of varsity baseball at Grand View College in Iowa. Weberg was presented with the 2007 Champion of Character Award - Baseball - Grand View University, a 2007 Academic All-Region VII Selection, and 2006/2007 Academic All-Conference (Midwest Classic Conference) Selection. Weberg is a Certified Strength and Conditioning Specialist (CSCS) and Registered Strength and Conditioning Coach (RSCC) from the National Strength and Conditioning Association (NSCA). He has presented at the Blue Jays Baseball Academy National Coaches Clinic (2018), PBSCCS Winter Meetings (2016), European Coaches Clinic (2012) and Nova College CIOS (Haarlem, NL-2013). He is also currently the Treasurer of the Professional Baseball Strength and Conditioning Coaches Society (PBSCCS). Originally from Kelowna, BC, Weberg currently resides in Dunedin, FL.





## **JEREMY TRACH** **MAJOR LEAGUE ASSISTANT STRENGTH & CONDITIONING COACH**

Jeremy Trach enters his eighth season with the Toronto Blue Jays organization and second as the Major League Assistant Strength and Conditioning Coach. In 2016 and 2017, he served as Minor League Strength and Conditioning Coordinator for the team, and in the previous four years, he worked as Minor League Strength and Conditioning Coach for the Advanced-A Dunedin Blue Jays (2015-2016) and Short-Season Vancouver Canadians (2013-2014). In 2017, Jeremy received the Toronto Blue Jays High Performance Award for his commitment to the values of the High Performance Team. For his efforts in 2014, he was named the Northwest League Strength Coach of the year. A native of Coquitlam, BC, Jeremy has more than 10 years of experience working with youth, high school, college, and professional baseball players. He attended University in Kansas and Iowa where he received his Bachelors of Arts in Wellness and played four years of competitive college baseball. In 2011, he was named the Assistant Strength and

Conditioning Coach at Waldorf College, Iowa. In 2013, Jeremy attained his Masters in Exercise and Sports Science in Human Performance at the University of Wisconsin-La Crosse, where he worked as the Sports Performance Graduate Assistant Strength Coach. Jeremy is a Registered Strength and Conditioning Coach and a Certified Strength and Conditioning Specialist through the National Strength and Conditioning Association. A member of the Professional Baseball Strength Coaches Society, he holds his Level 1 Sports Performance Coach Certification through USA Weightlifting and is certified with the Functional Movement Screen.



## **JASON DOWSE** **MAJOR LEAGUE HIGH PERFORMANCE COACH**

Jason Dowse enters his 11th season with the Toronto Blue Jays organization, his third as Major League High Performance Coach. In previous years he has worked as Minor League Strength and Conditioning Coach for the Triple-A Buffalo Bisons (2015-2017), Advanced-A Dunedin Blue Jays (2014) and Class-A Lansing Lugnuts (2011-2013). During the 2010 season, Dowse interned with the Major League team. A native of Cannington, ON, Dowse has more than 15 years of working with youth, high school, collegiate and professional athletes from a variety of sports. During the winter months from 2013-2015, he worked with the Major League Baseball Envoy Program, helping High School Baseball players from across the country at the Vauxhall Academy in Vauxhall, AB. He attended Brock University in St. Catharines, ON, where he received his Bachelors of Physical Education. He is a Registered Strength and Conditioning Coach and a Certified Strength and Conditioning Specialist through the National Strength and

Conditioning Association, and is certified with the Functional Movement System.





### **KEVIN MALLOY**

#### **SENIOR MANAGER, VISITING CLUBHOUSE OPERATIONS**

Kevin Malloy is entering his 39th season with the organization. In 2018, he changed roles to assume the lead position of the visiting clubhouse, where he is responsible for hosting all visiting Major League teams, their equipment and uniforms and visiting clubhouse staff. Malloy was named Senior Manager, Home Clubhouse Operations prior to the 2017 season and previously served as the team's Clubhouse Manager since 1996. He graduated from Seneca College in 1987 where he studied Marketing and Administration. Malloy joined the Toronto Blue Jays in 1982 when he was a seasonal assistant in the Blue Jays Clubhouse. He is married with two children and enjoys ice hockey, downhill skiing and golf while residing in Pickering, ON.



### **SCOTT BLINN**

#### **SENIOR MANAGER, CLUBHOUSE OPERATIONS**

Scott Blinn starts his 30th season with the Toronto Blue Jays, having joined the club in 1991 as a Visiting Clubhouse attendant. He was promoted to Assistant Manager, Visiting Clubhouse in 1997 where he served for 20 years before moving into his current role. He is an avid traveller and spends many offseasons in various parts of the world. Blinn was born and raised just outside of Toronto where he lives with his wife and children.



### **MUSTAFA (MOOSE) HASSAN**

#### **MANAGER, HOME CLUBHOUSE OPERATIONS**

Mustafa Hassan is entering his 19th season in the Toronto Blue Jays organization and his first as Manager, Home Clubhouse Operations, having spent the previous two years as Clubhouse Manager, Equipment. Prior to the 2017 season he was named Assistant Clubhouse Manager. Mustafa got his start as the Blue Jays' Ballboy from 2001-2003 before moving to team Batboy from 2004-2006. In 2007, he moved into the role of Clubhouse Assistant and served in that capacity until 2016. Mustafa was raised, educated and currently resides in Toronto.



### **ALEX ANDREOPOULOS**

#### **BULLPEN CATCHER**

Alekos (Alex) Andreopoulos was born and raised in Toronto and is now married with one child. He was named to his current position in 2003. He attended Seton Hall from 1992-1995 where, as a catcher, he earned conference All-Star honours in each of his seasons. He was also named as the Big East Conference Rookie of the Year and included on Baseball America's Freshman All American team in 1992. Andreopoulos was selected in the 17th round by the Milwaukee Brewers in 1995 and spent eight seasons in the minors with the Milwaukee, Cleveland, Montreal and St. Louis organizations. He batted .288 with 37 home runs and 268 RBI in 525 career Minor and Independent League games.



### **NEVIN ASHLEY**

#### **BULLPEN CATCHER**

Nevin Ashley is entering his second season as bullpen catcher for Toronto. The 35-year-old was drafted by Tampa Bay in the sixth round in 2006 and spent 11 seasons (2006-2016) in the Tampa Bay, Cincinnati, Pittsburgh, Milwaukee, New York (NL) and Texas organizations. He reached the majors for a 12-game stint with the Brewers in 2015, and picked up an RBI double in his first at-bat. The catcher from Indiana State University is married to Ashley and has two sons, Gaige and Aiden.



**Theron Simpson**  
**ANALYST, ADVANCE SCOUTING**

Theron Simpson joined the Blue Jays in 2018 as an affiliate intern for Triple-A Buffalo. In 2019, he assisted in advance scouting and baseball operations before being promoted to his current position in November of 2019. After growing up in Seattle, Simpson attended Claremont McKenna College in Southern California, where he pitched in relief for the Claremont-Mudd-Scripps Stags for two seasons. In 2014, he lived in Copenhagen for five months while studying European Politics. During his time in there, Simpson lived with a Danish family and traveled extensively before returning to CMC in 2015. He graduated in 2016 with a dual major in Economics and Government and immediately went on to work for the Greenville Astros in the Appalachian League. In 2017, Simpson worked as an affiliate intern for the Astros in Bowling Green, KY. He also coached for City Baseball in Seattle during the 2016-2018 offseasons.



**Robert Baumann**  
**VIDEO ADVISOR**

Robert Baumann joined the organization in 1980 working with the Grounds Crew. In 1981, he moved into Video Production while studying Film and TV Production at Humber College. Baumann has been the Video Coordinator for both the Major League team and Minor League affiliates for more than 20 years. Born in North York, Ontario, he enjoys photography, woodworking and bird watching in the offseason.



**Eric Slotter**  
**MAJOR LEAGUE VIDEO COORDINATOR**

Eric Slotter joined the Toronto Blue Jays organization prior to the 2011 season as a Minor League Video Assistant. He remained in that role for three seasons prior to being promoted to Minor League Video Scout, a role which he held for three additional seasons. Prior to the 2017 season, Eric was promoted to his current role of Major League Video Coordinator. The native of Tampa, FL, worked as a student manager and video assistant while completing his undergraduate degree at the University of Florida. He currently resides in Tampa with his wife, Lindsey.

**WORLD SERIES/LCS SHARES:**

Here are the individual share/total of all shares that Blue Jays players have received when reaching the post season.

1985	\$26,697.41/\$975,671.41	(1st place-East/lost ALCS)
1989	\$37,927.84/\$1,513,851.10	(1st place-East/lost ALCS)
1991	\$35,163.53/\$1,541,918.45	(1st place-East/lost ALCS)
1992	\$114,962.16/\$4,871,020.61	(1st place-East/won World Series)
1993	\$127,920.77/\$5,327,335.76	(1st place-East/won World Series)
2015	\$141,834.47/\$8,385,857.91	(1st place-East/lost ALCS)
2016	\$123,045.09/\$1,195,339.25	(2nd place-East/lost ALCS)





# THE OFFICIAL APP OF ROGERS CENTRE

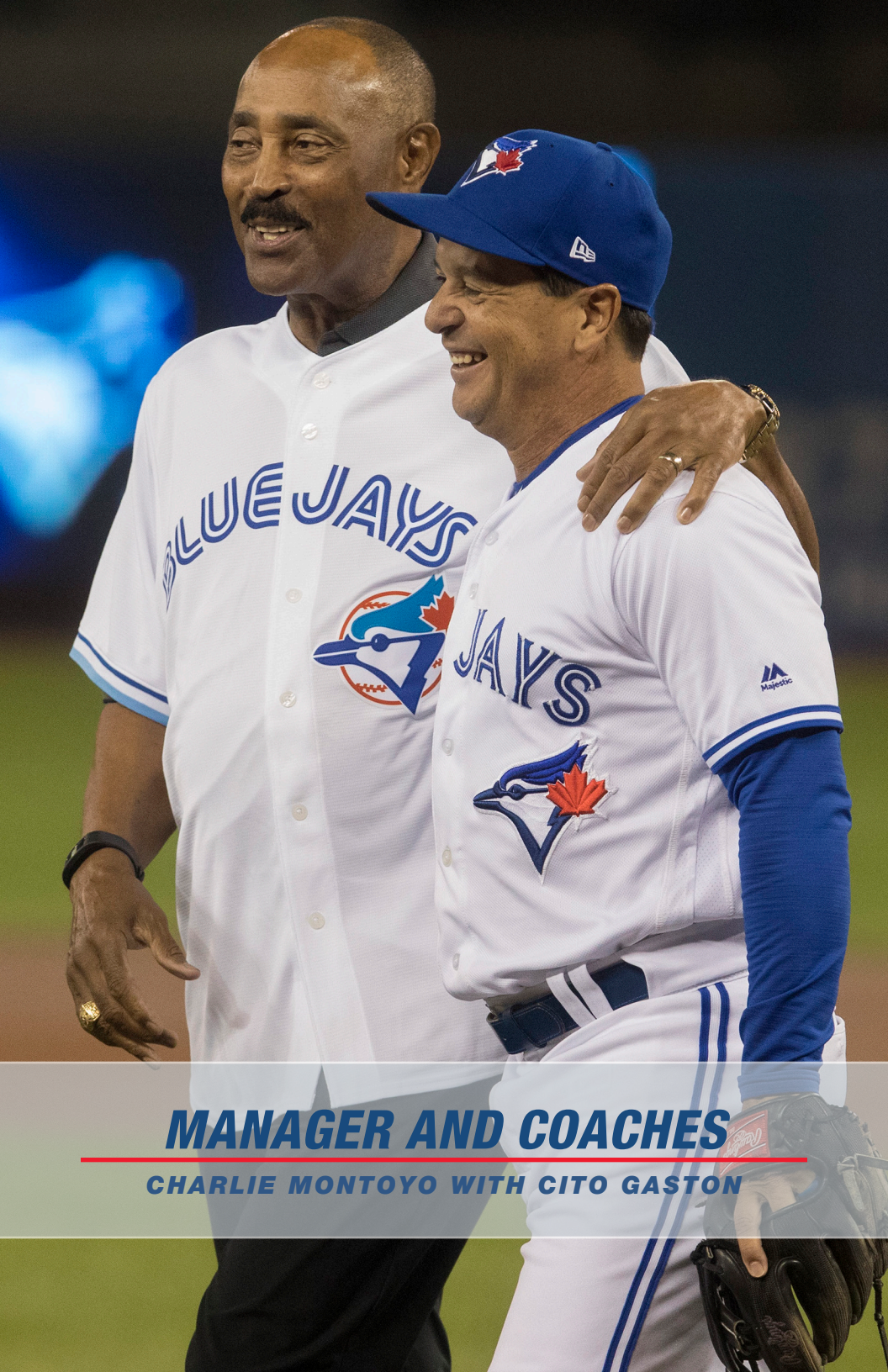


- Check-in offers, rewards, and personalized history for ballparks visited.
- Team schedule, directions and parking information, stadium features and more.
- Interactive concourse maps and directory, including food and drinks menus.



# Ballpark™





## ***MANAGER AND COACHES***

---

**CHARLIE MONTOMOY WITH CITO GASTON**





# MONTOMOY CHARLIE

25  
MANAGER

BIRTHDATE ..... October 17, 1965  
OPENING DAY AGE ..... 54  
BIRTHPLACE ..... Florida, Puerto Rico  
RESIDENCE ..... Sahuarita, AZ

## APPOINTED:

- Named Manager of the Toronto Blue Jays on October 25, 2018.

## PERSONAL:

- Jose Carlos Montoyo Diaz.
- Attended San Jose De Anza (CA) Junior College and Louisiana Tech.
- He and his wife, Samantha, have two sons, Tyson and Alexander.
- Is featured in *Where Nobody Knows Your Name: Life in the Minor Leagues of Baseball*, a 2015 book by best-selling author John Feinstein.

## PROFESSIONAL CAREER:

- Selected by the Milwaukee Brewers in the 6th round of the 1987 First-Year Player Draft.
- Played 10 seasons as an infielder in the minors: six with the Brewers, two with the Expos and two with the Phillies.
- Played in four Major League games for the Expos in 1993...Went 2-for-5 (.400) with three RBI, including a two-out, pinch-hit RBI single off Gary Wayne in his 1st career plate appearance on Sept. 7 vs. COL...His other MLB hit was a two-run double off Chris Hammond on Sept. 29 at FLA.

## COACHING & MANAGERIAL CAREER:

- Joined the Rays organization on Oct. 31, 1996 and managed at every Minor League level over 18 seasons while amassing a 1,266-1,142 (.526) record.
- Won a division title with Short-A Hudson Valley in 1998.
- Took Class-A Bakersfield to the playoffs in 2001.
- Claimed a Southern League title in 2006 while with Double-A Montgomery.
- Spent eight seasons (2007-2014) as manager of the Triple-A Durham Bulls and led the club to seven International League South Division Titles, six trips to the IL finals and two Governors' Cup Championships (2009, 2013), including the Triple-A title in 2009.
- Compiled a 633-515 (.551) record while with Durham and had his No. 25 retired on May 26, 2016...Was inducted into the International League Hall of Fame in January, 2016.
- Garnered much recognition while with the Bulls, including IL Manager of the Year (2010, 2013), Baseball America Triple-A Manager of the Year (2007), IL All-Star Team Manager (2010, 2014), Baseball America Minor League Manager of the Year (2009), and Minor League Baseball's Mike Coolbaugh Award (2009).
- Was named Futures Game coach for the World Team (2010, 2011, 2013) and was also a coach for Puerto Rico in the 2009 World Baseball Classic.
- Joined Tampa Bay's big-league staff as Third Base Coach from 2015-2017.
- Spent the 2018 season as the Rays' Bench Coach.

## PLAYING CAREER:

	AVG	G	AB	R	H	2B	3B	HR	RBI	BB	SO	SB
Minor Totals	.266	1028	3340	579	889	148	20	38	400	744	459	72
MAJOR TOTALS	.400	4	5	1	2	4	0	0	3	0	0	0

## MANAGERIAL/COACHING CAREER

1997	Manager, Princeton, Appalachian League (Devil Rays)
1998	Manager, Hudson Valley, New York-Penn League (Devil Rays)
1999-2000	Manager, Charleston, South Atlantic League (Devil Rays)
2001-2002	Manager, Bakersfield, California League (Devil Rays)
2003	Manager, Orlando, Southern League (Devil Rays)
2004-2006	Manager, Montgomery, Southern League (Devil Rays)
2007-2014	Manager, Durham, International League (Rays)
2015-2017	Third Base Coach, Tampa Bay Rays
2018	Bench Coach, Tampa Bay Rays
2019-	Manager, Toronto Blue Jays

## AGE WHEN MANAGERS TOOK OVER THEIR FIRST GAME

MANAGER	FIRST GAME	AGE
Bobby Mattick	April 9, 1980	64
Cito Gaston	June 20, 2008	63
Jim Fregosi	April 6, 1999	57
Mel Queen	Sept. 24, 1997	55
Charlie Montoyo**	March 28, 2019	53
Buck Martinez	April 1, 2001	52
Roy Hartsfield	April 7, 1977	51
John Gibbons	April 2, 2013	50
Tim Johnson	April 1, 1998	48
Carlos Tosca	June 3, 2002	48
John Farrell	April 1, 2011	48
Cito Gaston	May 15, 1989	45
Jimmy Williams	April 8, 1986	42
John Gibbons	Aug. 8, 2004	42
Bobby Cox	April 6, 1982	40

\*\* denotes active manager



## RECORD AS MANAGER

Year	Club & League	W-L	PCT	Finish
1997	Princeton (Appalachian)	39-30	.565	2nd
1998	Hudson Valley (NYP)	50-26	.658	1st
1999	Charleston (South Atlantic)	65-77	.458	5th
2000	Charleston (South Atlantic)	73-66	.525	6th
2001	Bakersfield (California)	71-69	.507	3rd
2002	Bakersfield (California)	69-72	.489	4th
2003	Orlando (Southern)	65-72	.474	5th
2004	Montgomery (Southern)	57-83	.407	5th
2005	Montgomery (Southern)	67-70	.489	4th
2006	Montgomery (Southern)	77-62	.554	2nd
2007	Durham (International)	80-63	.559	1st
2008	Durham (International)	74-70	.514	1st
2009	Durham (International)	83-61	.576	1st
2010	Durham (International)	88-55	.615	1st
2011	Durham (International)	80-62	.563	1st
2012	Durham (International)	66-78	.458	3rd
2013	Durham (International)	87-57	.604	1st
2014	Durham (International)	75-69	.521	1st
2019	TORONTO (AL)	67-95	.414	4th

Minor Totals 1266-1142 .526

MAJOR TOTALS 67-95 .414

## POSTSEASON PLAY

Year	Club & League	W-L	PCT	Finish
1998	Hudson Valley (NYP)	0-2	.000	Lost in Semi-Finals
2001	Bakersfield (California)	3-3	.500	Lost in Division Finals
2006	Montgomery (Southern)	6-1	.857	Won Championship
2007	Durham (International)	5-3	.625	Lost in Finals
2008	Durham (International)	4-4	.500	Lost in Finals
2009	Durham (International)	7-2	.777	Won Championship and Triple-A Title
2010	Durham (International)	4-5	.444	Lost in Finals
2011	Durham (International)	0-3	.000	Lost in Semi-Finals
2013	Durham (International)	6-1	.857	Won Championship
2014	Durham (International)	5-3	.625	Lost in Finals

Minor Totals 40-27 .597

## MANAGERS

	G	W	L	PCT	YEARS
Gaston, Cito	1764	913	851	.518	1989-1997, 2008-2010
Gibbons, John	1582	793	789	.501	2004-2008, 2013-2018
Cox, Bobby	647	355	292	.549	1982-1985
Williams, Jimmy	522	281	241	.538	1986-1989
Hartsfield, Roy	484	166	318	.343	1977-1979
Tosca, Carlos	382	191	191	.500	2002-2004
Fregosi, Jim	324	167	157	.515	1999-2000
Farrell, John	324	154	170	.475	2011-2012
Mattick, Bobby	268	104	164	.388	1980-1981
Martinez, Buck	215	100	115	.465	2001-2002
Johnson, Tim	162	88	74	.543	1998
Montoyo, Charlie**	162	67	95	.414	2019-
Queen, Mel	5	4	1	.800	1997

\*\* denotes active manager

DeMarlo Hale serves as Interim Manager (1-1) on Aug. 4, 2015 vs. MIN in the absence of Manager John Gibbons' (suspension)

DeMarlo Hale serves as Interim Manager on June 10 at CWS, 2013 in the absence of Manager John Gibbons (son's high school graduation)

Don Wakamatsu served as Interim Manager from Aug. 26-Sept. 4, 2011 (3-8) in the absence of Manager John Farrell (pneumonia) and on Sept. 26 (0-1) due to personal reasons

Brian Butterfield served as Interim Manager from July 10-11, 2009 (1-1) in the absence of Cito Gaston (family funeral)

John Gibbons served as Interim Manager from May 2-3, 2003 (2-0) in the absence of Manager Carlos Tosca (daughter's graduation) and in the absence of Manager Carlos Tosca (suspension) on Sept. 5, 2003

Cookie Rojas served as Interim Manager from May 24-26, 2001 (1-2) in the absence of Manager Buck Martinez (family funeral)

Gene Tenace served as Interim Manager from May 27-29, 1994 (2-1) in the absence of Manager Cito Gaston (suspension)

Gene Tenace served as Interim Manager from Aug. 21-Sept. 26, 1991 (19-14) in the absence of Manager Cito Gaston (ruptured disk in lower back)

Harry Warner served as Interim Manager from May 20-29, 1978 (3-9) in the absence of Manager Roy Hartsfield (wife's illness)

\*\*\*Records are for regular season games only\*\*\*





# BUDZINSKI

## MARK

**53**  
FIRST BASE  
COACH

BIRTHDATE ..... August 26, 1973  
OPENING DAY AGE ..... 46  
BIRTHPLACE ..... Baltimore, MD  
RESIDENCE ..... Henrico, VA

### APPOINTED:

- Named First Base Coach for the Toronto Blue Jays on November 27, 2018.

### PERSONAL:

- Mark Joseph Budzinski.
- Holds his BSBA from the University of Richmond with concentrations in Marketing and Economics.
- Became a licensed realtor for RE/MAX Action Real Estate in 2012.
- Won a silver medal as an outfielder for the United States in the 2001 Baseball World Cup.

### PROFESSIONAL CAREER:

- Was selected by Cleveland in the 21st round of the 1995 draft and played seven years in the Indians' ranks, from 1995-2001.
- Also spent time in the Chicago (NL), Milwaukee, Cincinnati and Philadelphia organizations.
- Made his Major League debut with the Cincinnati Reds as a pinch-hitter on August 3, 2003 vs. SF, and appeared in a total of four big-league games with the club.

### COACHING & MANAGERIAL CAREER:

- Posted a 290-269 Minor League record over four seasons in the Cleveland Indians' system.
- Managed Single-A Lake County to a championship appearance in 2014.
- Managed Advanced-A Lynchburg to back-to-back playoff appearances, making the semi-finals in 2015 and the finals in 2016.
- Spent the 2018 season as a Major League Coach with the Cleveland Indians, where he supported the coaching staff with advance preparation, player performance, and on-field pregame work.

### PLAYING CAREER:

Year	Club & League	AVG	G	AB	R	H	2B	3B	HR	RBI	BB	SO	SB
	Minor Totals	.274	1235	4450	734	1221	229	74	56	469	559	1024	150
	MAJOR TOTALS	.000	4	7	0	0	0	0	0	0	0	4	0


### MANAGERIAL/COACHING CAREER

2014	Manager, Lake County, Midwest (Indians)
2015-16	Manager, Lynchburg, Carolina (Indians)
2017	Manager, Akron, Eastern (Indians)
2018	Major League Coach, Cleveland Indians
2019-	First Base Coach, Toronto Blue Jays

### RECORD AS MANAGER

Year	Club & League	W-L	PCT	Finish
2014	Lake County (Midwest)	65-74	.468	3rd (Lost in Championship)
2015	Lynchburg (Carolina)	72-68	.514	1st (Lost in Semi-Finals)
2016	Lynchburg (Carolina)	84-56	.600	1st (Lost in Championship)
2017	Akron (Eastern)	69-71	.493	3rd
CAREER TOTALS		290-269	.519	





# BUSCHMANN

## MATT

26  
BULLPEN  
COACH

BIRTHDATE ..... February 13, 1984  
OPENING DAY AGE ..... 36  
BIRTHPLACE ..... St. Louis, MO  
RESIDENCE ..... Nashville, TN

### APPOINTED:

- Named Bullpen Coach for the Toronto Blue Jays on November 27, 2018...Also took on the role of Director of Pitching Development for the organization heading into the 2020 season.

### PERSONAL:

- Matthew David Buschmann.
- Graduated from Lafayette High School in Wildwood, MO...There he earned honourable mention All-State accolades as a senior.
- Attended Vanderbilt University where he went 17-6 with a 3.31 ERA (71 ER/193.0 IP) over four seasons.

### PROFESSIONAL CAREER:

- Was selected in the 15th round of the 2006 First-Year Player Draft by the San Diego Padres.
- Spent 11 years in the minors with San Diego (2006-2011), Tampa Bay (2012-2013, 2015), Oakland (2014) Cincinnati (2015), Baltimore (2015) and Arizona (2016)...Signed a Minor League deal with the Toronto Blue Jays on February 28, 2017 and was assigned to Triple-A Buffalo but did not play.
- Was named to the 2007 California League Post-Season All-Star Team, the 2008 Texas League Mid-Season and Post-Season All-Star Teams, and earned Pitcher of the Week on four occasions.
- Made his Major League debut at 32 years of age for the Arizona Diamondbacks...Pitched in three games, recording three strikeouts while allowing one run over 4.1 innings for a 2.08 ERA.

### COACHING CAREER:

- Held his first player development role in 2018 with the San Francisco Giants as Assistant Director of Player Development - Run Prevention.

### PLAYING CAREER:

Year	Club & League	W-L	ERA	G	GS	CG	ShO	SV	IP	H	R	ER	BB	SO
<b>Minor Totals</b>		92-79	4.20	307	239	8	2	1	1468.2	1503	767	686	511	1189
<b>MAJOR TOTALS</b>		0-0	2.08	3	0	0	0	0	4.1	2	1	1	1	3

### MANAGERIAL/COACHING CAREER

2018 Assitant Director Player Development - Run Prevention, San Francisco Giants  
2019- Bullpen Coach, Toronto Blue Jays

BIOGRAPHIES

LAST SEASON

HISTORY


RECORDS

OPPONENTS

PLAYER DEV.

MEDIA & MISC.





# HUDGENS

## DAVE

39  
BENCH  
COACH

BIRTHDATE ..... December 5, 1956  
OPENING DAY AGE ..... 63  
BIRTHPLACE ..... Oroville, CA  
RESIDENCE ..... Houston, TX

### APPOINTED:

- Named Bench Coach for the Toronto Blue Jays on November 7, 2018.

### PERSONAL:

- David Mark Hudgens.
- Attended Arizona State University from 1975-1978...Appeared twice in the College World Series while posting a .313 batting average across four seasons.

### PROFESSIONAL CAREER:

- Was drafted by the New York Mets in the 1st round of the January Draft in 1975, and was also selected in the 18th round by the Milwaukee Brewers in the 1977 June Amateur Draft.
- Spent six seasons playing in Oakland and Cleveland's systems, which included a six-game Major League stint with the Athletics in 1983.

### COACHING CAREER:

- Began his coaching career in 1985 when he managed Rookie-level Pocatello in the Pioneer League.
- Managed within Oakland's system until 1988 before joining Houston as a Roving Hitting Instructor from 1989 to 1995.
- Returned to Oakland for the next 10 seasons, where in addition to coaching, he held the role of Assistant Director, Player Development from 1996 to 1998 and 2000 to 2002.
- Served as Hitting Coach for the Oakland Athletics in years 1999 and 2003 to 2005.
- Then joined the Cleveland Indians as their Field Coordinator from 2006 to 2010.
- Managed in the Venezuelan Winter League from 2009 to 2014, taking Caracas to the playoffs five times and winning the 2009-2010 VVWL Championship.
- Served as Hitting Coach for the New York Mets from 2011 to 2014.
- Spent 2015 to 2018 with the Houston Astros as the team's Hitting Coach, where he won a World Series Championship in 2017.

### PLAYING CAREER:

Year	Club & League	AVG	G	AB	R	H	2B	3B	HR	RBI	BB	SO	SB
<b>Minor Totals</b>		.264	672	2200	320	581	122	18	92	354	259	470	41
<b>MAJOR TOTALS</b>		.143	6	7	0	1	0	0	0	0	0	3	0

### MANAGERIAL/COACHING CAREER

1985	Manager, Pocatello, Pioneer League (Athletics)
1986-87	Manager, Medford, Northwest League (Athletics)
1988	Manager, Arizona, Arizona League (Athletics)
1989-95	Roving Hitting Instructor, Houston Astros
1996-98	Assistant Director of Player Development, Oakland Athletics
1999	Hitting Coach, Oakland Athletics
2000-02	Assistant Director of Player Development, Oakland Athletics
2003-05	Hitting Coach, Oakland Athletics
2006-10	Field Coordinator, Cleveland Indians
2011-14	Hitting Coach, New York Mets
2015-18	Hitting Coach, Houston Astros
2019-	Bench Coach, Toronto Blue Jays

### RECORD AS MANAGER

Year	Club & League	W-L	PCT.	FINISH
1985	Pocatello (Pioneer)	24-45	.348	3rd
1986	Medford (Northwest)	43-31	.581	2nd
1987	Medford (Northwest)	31-45	.408	3rd
1988	Arizona (Arizona)	34-24	.586	1st
<b>CAREER TOTALS</b>		132-145	.477	





# KIM GIL

16  
DIRECTOR,  
PLAYER DEV.

BIRTHDATE ..... December 20, 1981  
OPENING DAY AGE ..... 38  
BIRTHPLACE ..... Philadelphia, PA  
RESIDENCE ..... Tampa, FL

## APPOINTED:

- Named Director, Player Development for the Toronto Blue Jays on January 23, 2016.
- Added to the team's Major League coaching staff on February 6, 2020.

## PERSONAL:

- Gil Kim.
- Grew up in Pottsville, PA, and attended Pottsville Area High School before eventually graduating from Lawrenceville (NJ) High School.
- Played at Middlebury College (Middlebury, VT) in 2002, and Vanderbilt University (Nashville, TN) from 2003-2005.
- Currently resides in Tampa, FL, with his wife, Melissa.

## PLAYING CAREER:

- Had a three-year playing career as an infielder.
- Played for the Omron Pioneers of the Dutch Minor Leagues, the Beijing Tigers of the China Baseball League, FC Barcelona of the Spanish Baseball League, the Tiburones de la Guaira of the Venezuelan Parallel League, and played club baseball in the Greater Brisbane Baseball League in Australia.

## COACHING CAREER:

- Spent seven years (2009-2015) in the Texas Rangers organization, the last two years as the club's Director, International Scouting.
- Served in several other scouting roles, including Coordinator and Assistant Director, within the Rangers organization...His focus was mainly in Mexico and the Dominican Republic.

## FRONT OFFICE CAREER:

2009-11	Mexico Scout, Texas Rangers
2012	Coordinator, International Scouting, Texas Rangers
2013	Assistant Director, International Scouting, Texas Rangers
2014-15	Director, International Scouting, Texas Rangers
2016-	Director, Player Development, Toronto Blue Jays

BIOGRAPHIES

LAST SEASON

HISTORY

RECORDS

OPPONENTS

PLAYER DEV.

MEDIA & MISC.







# MARTINEZ

## GUILLERMO

18  
HITTING  
COACH

BIRTHDATE ..... October 5, 1984  
OPENING DAY AGE ..... 35  
BIRTHPLACE ..... Managua, Nicaragua  
RESIDENCE ..... Knoxville, TN

### APPOINTED:

- Named Hitting Coach for the Toronto Blue Jays on November 27, 2018.

### PERSONAL:

- Guillermo Enrique Martinez.
- Attended Coral Park High School in Miami, FL.
- Played shortstop for the University of South Alabama and batted .306 in his junior year (2006).
- Founded Pro Hitting Baseball, a baseball academy in Knoxville, TN.

### PROFESSIONAL CAREER:

- Was originally selected by the Chicago White Sox in the 17th round of the 2003 draft from Coral Park High School (Miami, FL) but did not sign.
- Attended the University of South Alabama.
- Was then selected by the Florida Marlins in the 15th round of the 2006 First-Year Player Draft.
- Played three seasons in the Florida Marlins system (2006-2008).
- Took part in three more campaigns of independent ball (2009-2011).

### COACHING CAREER:

- Served as Minor League hitting and infield coach for the Blue Jays in 2012 and 2013.
- Was the hitting coach for Advanced-A Myrtle Beach in the Chicago Cubs organization for four years (2014-2017).
- Spent the 2018 season as Toronto's hitting coordinator.
- At 34 years old, became the youngest active hitting coach in the Majors when he was appointed to the position by the Blue Jays on Nov. 27, 2018 (later eclipsed by LAD's Robert Van Scoyoc - 32).

### PLAYING CAREER:

Year	Club & League	AVG	G	AB	R	H	2B	3B	HR	RBI	BB	SO	SB
Minor Totals		.214	147	402	32	86	11	0	1	34	32	95	4

### MANAGERIAL/COACHING CAREER

2012-13	Hitting and Infield Coach, Minor League (Blue Jays)
2014-17	Hitting Coach, Myrtle Beach, Carolina League (Cubs)
2018	Hitting Coordinator, Minor League (Blue Jays)
2019-	Hitting Coach, Toronto Blue Jays





# RIVERA LUIS

# 4

## THIRD BASE COACH

BIRTHDATE ..... January 3, 1964  
 OPENING DAY AGE ..... 56  
 BIRTHPLACE ..... Cidra, Puerto Rico  
 RESIDENCE ..... Caguas, Puerto Rico

### APPOINTED:

- Named Coaching Assistant for the Toronto Blue Jays on November 10, 2010.
- Named Third Base Coach for the Toronto Blue Jays on November 26, 2012.

### PERSONAL:

- Luis Antonio Rivera.
- Played Little League in Guaynabo, Puerto Rico.
- Graduated from Luis Munoz Iglesias in Puerto Rico in 1981.
- Signed by the Montreal Expos on Sept. 22, 1981.
- Had a baseball field in Puerto Rico named in his honour in 2014.

### PROFESSIONAL CAREER:

- Played professionally for 18 seasons, from 1981-1998.
- Played parts of 11 seasons in the Major Leagues, from 1986-1998 with Montreal, Boston, New York (NL), Houston and Kansas City.
- Recorded his finest big-league season in 1992 with the Red Sox when he hit .258 (107-for-414) with 22 doubles, three triples, eight home runs and 40 RBI across 129 games.
- Compiled a Major League career average of .233 with 28 home runs and 209 RBI in 781 games.

### COACHING & MANAGERIAL CAREER:

- Spent six seasons from 2000-2005 coaching and managing in the Cleveland Indians Player Development system...Managed the Class-A Kinston Indians to a record of 76-64 (.543) in 2005, guiding the club to the finals of the Carolina League Championship Series...Managed the Class-A Lake County Captains in 2003-2004, winning South Atlantic League Manager of the Year honours in 2003, after the Captains compiled a Minor League-best record of 97-43 (.693)...In his three seasons as Manager at Kinston and Lake County, his teams compiled a record of 246-173 (.587) and went to the playoffs twice...Was also a coach at Kinston for three seasons from 2000-2002.
- Spent four seasons as the Cleveland Indians' Infield and First Base Coach (2006-2009).
- In his first season with the Blue Jays (2010), managed the Double-A New Hampshire Fisher Cats and led them to their first postseason appearance since 2004, finishing 2nd in the Eastern Division...Lost in the first round of the playoffs to Trenton, 3-0.
- Made his debut as a Blue Jays coach in 2011 when he was named as a Coaching Assistant, and spent two seasons in that capacity.
- Returning for an 8th season as Third Base Coach and his 10th consecutive as a coach at the Major League level.

### PLAYING CAREER:

Year	Club & League	AVG	G	AB	R	H	2B	3B	HR	RBI	BB	SO	SB
Minor Totals		.245	1070	3765	499	924	185	26	57	420	336	617	105
MAJOR TOTALS		.233	781	2215	249	516	114	12	28	209	171	443	20

### MANAGERIAL/COACHING CAREER

2000-02	Coach, Kinston, Carolina League (Indians)
2003-04	Manager, Lake County, South Atlantic League (Indians)
2005	Manager, Kinston, Carolina League (Indians)
2006-09	Infield and First Base Coach, Cleveland Indians
2010	Manager, New Hampshire, Eastern League (Blue Jays)
2011-12	Coaching Assistant, Toronto Blue Jays
2013-	Third Base Coach, Toronto Blue Jays

### RECORD AS MANAGER

Year	Club & League	W-L	PCT.	Position
2003	Lake County (SAL)	97-43	.693	1st (Lost in Championship)
2004	Lake County (SAL)	73-66	.525	3rd
2005	Kinston (Car)	76-64	.543	2nd (Lost in Championship)
2010	New Hampshire (East)	79-62	.560	2nd (Lost in Semi-Finals)
CAREER TOTALS		325-235	.580	

BIOGRAPHIES

LAST SEASON

HISTORY

RECORDS

OPPONENTS

PLAYER DEV.

MEDIA &amp; MISC.





# SCHNEIDER JOHN

17  
MAJOR  
LEAGUE  
COACH

BIRTHDATE ..... February 14, 1980  
OPENING DAY AGE ..... 40  
BIRTHPLACE ..... Princeton, NJ  
RESIDENCE ..... Clearwater, FL

## APPOINTED:

- Named Major League Coach by the Toronto Blue Jays on November 27, 2018.

## PERSONAL:

- John P. Schneider.
- Attended Lawrence Township High School in New Jersey.
- Caught at the University of Delaware...Named Colonial Athletic Association All-Conference in 2002.
- Resides in Clearwater, FL, with his wife, Jess, and two sons, Gunner and Greyson.

## PROFESSIONAL CAREER:

- Selected by the Toronto Blue Jays in the 13th round of the 2002 First-Year Player Draft.
- Played six seasons (311 games) in Toronto's Minor League system, advancing as high as Triple-A Syracuse in 2007.

## COACHING & MANAGERIAL CAREER:

- Will be his 12th season in a coaching role with the Blue Jays organization.
- Spent 2008 as hitting coach for the Gulf Coast League Blue Jays...Then managed the squad from 2009-2010 and again in 2013.
- Managed the Vancouver Canadians for half a season in 2011 before leaving the club to attend a family matter...Managed the club again from 2014-2015 and led them to a division-leading 46-30 record and a finals appearance in 2014.
- Took the reins as manager of the Class-A Lansing Lugnuts for the 2016 season.
- Managed the Advanced-A Dunedin Blue Jays to 72-66 record and a Florida State League Championship in 2017 (co-champs with the Palm Beach Cardinals due to Hurricane Irma).
- Was named Manager of Double-A New Hampshire in 2018 and led the Fisher Cats to an Eastern League Championship.
- Served a coaching role at the Major League level for the first time in 2019...As Major League Coach, he has a focus on the development of Major League catching.

## PLAYING CAREER:

Year	Club & League	AVG	G	AB	R	H	2B	3B	HR	RBI	BB	SO	SB
Minor Totals		.206	311	928	107	191	49	0	24	111	171	302	3

## MANAGERIAL/COACHING CAREER

2008	Hitting Coach, Blue Jays, GCL (Blue Jays)
2009-10	Manager, Blue Jays, GCL (Blue Jays)
2011	Manager, Vancouver, North West (Blue Jays)
2013	Manager, Blue Jays, GCL (Blue Jays)
2014-15	Manager, Vancouver, North West (Blue Jays)
2016	Manager, Lansing, Midwest (Blue Jays)
2017	Manager, Dunedin, Florida State (Blue Jays)
2018	Manager, New Hampshire, Eastern League (Blue Jays)
2019-	Major League Coach, Toronto Blue Jays

## RECORD AS MANAGER

Year	Club & League	W-L	PCT	Finish
2009	Blue Jays (GCL)	30-28	.517	3rd
2010	Blue Jays (GCL)	31-28	.525	2nd
2011	Vancouver (North West)	39-37	.513	2nd (Won Championship)
2013	Blue Jays (GCL)	28-32	.467	3rd
2014	Vancouver (North West)	46-30	.605	1st (Lost in Finals)
2015	Vancouver (North West)	34-42	.447	4th
2016	Lansing (Midwest)	69-71	.493	5th
2017	Dunedin (Florida State)	72-66	.522	2nd (Won Championship)
2018	New Hampshire (Eastern)	76-62	.550	2nd (Won Championship)
CAREER TOTALS		425-396	.518	





# WALKER

## PETE

40  
PITCHING  
COACH

BIRTHDATE ..... April 8, 1969  
OPENING DAY AGE ..... 50  
BIRTHPLACE ..... Beverly, MA  
RESIDENCE ..... Quaker Hill, CT

### APPOINTED:

- Named Bullpen Coach for the Toronto Blue Jays on November 7, 2011.
- Named Pitching Coach for the Toronto Blue Jays on November 26, 2012.

### PERSONAL:

- Peter Brian Walker.
- Earned letters in baseball and basketball at East Lyme (CT) High School...Graduated in 1987.
- Went to the University of Connecticut from 1988-1990 and helped the Huskies capture the Big East Championship in 1990.

### PROFESSIONAL CAREER:

- Selected in the 7th round by the New York Mets in 1990.
- Played eight seasons in the Major Leagues, the last four with the Toronto Blue Jays.
- Made all 31 of his big-league starts and played 124 of his 144 MLB games as a Blue Jay, posting a career 20-14 record with a 4.48 ERA.
- During his best season (2002), made 20 starts with Toronto while going 10-5 record with a 4.33 ERA.

### COACHING CAREER:

- Began his coaching career with the Blue Jays' organization in 2009, working with the clubs' rehabbing pitchers.
- Was named the Pitching Coach at Double-A New Hampshire in 2011 and led the squad to an Eastern League Championship.
- Made his debut at the Major League level in 2012 as the Blue Jays' Bullpen Coach.
- Named Pitching Coach in 2013 and saw the team ERA improve to 4.00 in 2014 from 4.21 in 2013, including an improvement in starters ERA from 4.81 to 3.96.
- Led Toronto to a league-leading 3.78 team ERA in 2016...In fact, Toronto starters posted the best marks in ERA (3.64), opponents' average (.236), OPS (.688), WHIP (1.22), H/9 (8.03), HR/9 (1.08) and QS (100)...The 100 quality starts were a franchise high (previous: 93 in 1998) and the sub-4.00 starters ERA was the only one in the AL.
- Coached a then club-record 14 different starters in 2017 to a 4.57 ERA...Had 14 different starters again in 2018...Then used 21 different starters in 2019, the 2nd most in MLB history (1915 Philadelphia Athletics - 24), and needed a team-record 39 pitchers to navigate the season.
- Returns for an 8th season as Pitching Coach.

### PLAYING CAREER:

Year	Club & League	W-L	ERA	G	GS	CG	ShO	SV	IP	H	R	ER	BB	SO
	Minor Totals	67-65	3.77	399	115	6	0	44	1004.0	982	500	421	385	745
	TORONTO TOTALS	19-14	4.32	124	31	0	0	4	308.2	320	160	148	121	179
	MAJOR TOTALS	20-14	4.48	144	31	0	0	4	339.1	362	181	169	133	191

### MANAGERIAL/COACHING CAREER

2009-10	Rehab Pitching Coach (Blue Jays)
2011	Pitching Coach, New Hampshire, Eastern League (Blue Jays)
2012	Bullpen Coach, Toronto Blue Jays
2013-	Pitching Coach, Toronto Blue Jays









***2020 TORONTO BLUE JAYS***

---



NON-ROSTER

# ADAMS RILEY

76  
CATCHER

BIRTHDATE ..... June 26, 1996  
 OPENING DAY AGE ..... 23  
 BIRTHPLACE ..... Encinitas, CA  
 RESIDENCE ..... Encinitas, CA  
 TWITTER ..... @RileyAdams

BATS/THROWS ..... R/R  
 HEIGHT/WEIGHT ..... 6-4/235  
 CONTRACT STATUS ..... signed thru 2020  
 M.L. SERVICE ..... 0.000  
 OPTIONS USED ..... 0 of 3

## PERSONAL:

- Riley Keaton Adams.
- Went to high school at Canyon Crest Academy in San Diego, CA, where he also played basketball.
- Attended the University of San Diego where he slashed .305/.411/.504 across three seasons.
- Originally selected by the Chicago Cubs in 37th round of the 2014 draft but did not sign.

## LAST SEASON:

- Started his campaign with 19 games for Advanced-A Dunedin and posted an .896 OPS while there.
- Named a Florida State League Mid-Season All-Star.
- Received a promotion to Double-A New Hampshire on May 3.
- Batted .258 with 28 extra-base hits in 81 contests for the Fisher Cats.
- Threw out 16 of 52 attempted stolen bases while with New Hampshire (30.8%).

**Bold – career high; Red – league high**

Year	Club and League	AVG	G	AB	R	H	2B	3B	HR	RBI	BB	IBB	SO	SB	CS	OBP	SLG	OPS	SF	SH	HBP
2017	Vancouver (NWL)	.305	52	203	26	62	16	1	3	35	18	0	50	1	1	.374	.438	.812	1	0	5
2018	Dunedin (FSL)	.246	99	349	49	86	26	1	4	43	50	2	93	3	0	.352	.361	.713	2	0	8
2019	Dunedin (FSL)	.277	19	65	12	18	3	0	3	12	14	0	18	1	0	.434	.462	.896	0	0	4
	New Hampshire (EAS)	.258	81	287	46	74	15	2	11	39	32	0	105	3	1	.349	.439	.788	0	3	10
<b>Minor Totals</b>		.265	251	904	133	240	60	4	21	129	114	2	266	8	2	.363	.410	.773	0	6	27

## TRANSACTIONS

- Selected by the Toronto Blue Jays in the 3rd round of the 2017 First-Year Player Draft

## PROFESSIONAL CAREER:

### MINORS:

- Joined Class-A (short) Vancouver in 2017 for his first pro season.
- Slashed .305/.374/.438 across 52 games for the Canadians.
- Among Northwest League hitters, ranked 7th in AVG, 8th in OPS, T-8th in OBP, 9th in SLG.
- Threw out 19 of 47 attempted stolen bases (40.4%).
- Played the entire 2018 season for Advanced-A Dunedin.
- Hit .246 with 26 doubles, a triple, four home runs and 43 RBI.
- Ranked 4th in the Florida State League with 26 doubles and 9th with a .352 OBP.
- Led the D-Jays in walks (50).
- His .713 OPS ranked 2nd among all FSL catchers.
- Threw out 43 of 94 attempted steals (45.7%).

## TORONTO, 20 WINS IN A 25-GAME SPAN - ALL-TIME

2015	(July/August)
2014	(May/June)
1999	(June/July)
1991	(June/July)
1989	(August/September)
1985	(May/June)





# ALFORD ANTHONY

30  
OUTFIELDER

BIRTHDATE ..... July 20, 1994  
OPENING DAY AGE ..... 25  
BIRTHPLACE ..... Columbia, MS  
RESIDENCE ..... Sumrall, MS  
TWITTER ..... @ajalford1

BATS/THROWS ..... R/R  
HEIGHT/WEIGHT ..... 6-1/210  
CONTRACT STATUS ..... signed thru 2020  
M.L. SERVICE ..... 0.142  
OPTIONS USED ..... 3 of 3

## PERSONAL:

- Anthony Joseph Alford.
- Attended Petal High School in Mississippi, where he was quarterback in addition to playing baseball...As a senior he recorded 2,058 passing yards and 20 passing touchdowns, in addition to 1,731 rushing yards and 24 rushing touchdowns, earning a spot in the U.S. Army All-American Bowl...In the same year he batted .483 with four home runs and went 14-for-14 in steals.
- Following his selection by Toronto in the 2012 draft, continued to play football, first as QB at the University of Southern Mississippi and then as a DB at the University of Mississippi after transfer...On Sept. 30, 2014, elected to pursue baseball full-time.
- Ranked as the Blue Jays' 3rd-best prospect by Baseball America entering 2018 (2nd in 2017 and 1st in 2016)...Ranked as MLB's 47th overall prospect entering 2018 by MLB Pipeline.
- His wife, Bailey, has a sister married to teammate **Jonathan Davis**.
- Participates with former teammate **Curtis Granderson**, former Blue Jay **Fred Lewis**, and other professional ball players in Mississippi Dream Weekend, a camp which provided hundreds of kids, ages six through 18, with the opportunity to spend time with professional athlete mentors, annually in January.

## LAST SEASON:

- Batted .259 with a .754 OPS in 76 games for Triple-A Buffalo.
- Recalled on April 2 and made his season debut that night vs. BAL.
- Optioned on April 4 and recalled again on Sept. 3.
- Hit his 1st career home run on Sept. 23 vs. BAL, a walk-off homer in the 15th inning off of **Ryan Eades**...Became the 3rd player all-time to have his 1st career home run result in a walk-off win in the 15th or later, joining **Old Hoss Radbourn** (1882) and **Valmy Thomas** (1957).
- Was placed on Buffalo's injured list from June 26-Aug. 6, and from Aug. 17-25.

*Gold – career high; Red – league high*

Year	Club and League	AVG	G	AB	R	H	2B	3B	HR	RBI	BB	IBB	SO	SB	CS	OBP	SLG	OPS	SF	SH	HBP
2012	GCL Blue Jays (GCL)	.167	5	18	1	3	0	0	1	1	2	0	4	4	0	.250	.333	.583	0	0	0
2013	GCL Blue Jays (GCL)	.227	6	22	4	5	2	1	0	2	6	0	6	2	0	.414	.409	.823	0	1	1
2014	Bluefield (APP)	.207	9	29	5	6	0	0	1	2	5	0	13	1	0	.343	.310	.653	0	0	1
	Lansing (MID)	.320	5	25	3	8	1	0	1	3	0	0	8	4	0	.320	.480	.800	0	0	0
2015	Lansing (MID)	.293	50	188	49	55	14	1	1	16	39	1	60	12	1	.418	.394	.812	2	0	3
	Dunedin (FSL)	.302	57	225	42	68	11	6	3	19	28	0	49	15	6	.380	.444	.824	1	0	1
2016	Dunedin (FSL)	.236	92	339	53	80	17	2	9	44	53	0	117	18	6	.344	.378	.722	4	0	5
2017	Dunedin (FSL)	.143	6	21	1	3	0	0	0	2	0	0	8	1	0	.182	.143	.325	0	0	1
	New Hampshire (EAS)	.310	68	245	41	76	14	0	5	24	35	2	45	18	3	.406	.429	.835	2	1	6
	Buffalo Bisons (INT)	.333	3	12	1	4	1	0	0	0	1	0	2	0	0	.385	.417	.802	0	0	0
	TORONTO (AL)	.125	4	8	0	1	1	0	0	0	0	0	3	0	0	.125	.250	.375	0	0	0
2018	Dunedin (FSL)	.200	7	20	2	4	1	0	0	2	3	0	8	0	1	.360	.250	.610	0	0	2
	Buffalo (INT)	.240	105	375	52	90	22	1	5	34	30	0	112	17	7	.312	.344	.656	2	0	10
	TORONTO (AL)	.105	13	19	3	2	0	0	0	1	2	0	9	1	0	.190	.105	.295	0	0	0
2019	GCL Blue Jays (GCL)	.385	4	13	3	5	2	1	1	1	2	0	1	0	0	.467	.923	1.390	0	0	0
	Buffalo (INT)	.259	76	282	46	73	16	3	7	37	31	0	94	22	8	.343	.411	.754	1	0	5
	TORONTO (AL)	.179	16	28	3	5	0	0	1	1	1	0	11	2	0	.233	.286	.519	0	0	1
<b>Minor Totals</b>		.265	493	1814	303	480	101	15	34	187	235	3	527	114	32	.358	.393	.751	3	11	35
<b>MAJOR TOTALS</b>		.145	33	55	6	8	1	0	1	2	3	0	23	3	0	.203	.218	.422	0	0	1

## TRANSACTIONS

- Selected by the Toronto Blue Jays in the 3rd round of the 2012 First-Year Player Draft
- On disabled list (left wrist hamate fracture) from May 24-July 25, 2017
- On disabled list (right hamstring strain) from March 26-April 18, 2018

## HOME RUN BREAKDOWN

Total	ONE GAME										IP	PH	RHP	LHP
	H	A	2	3	4	GS	LO	XN						
1	1	0	0	0	0	0	0	1		0	0		1	0





## GAME HIGHS

<b>ML Debut</b>	May 28, 2017 at BAL	<b>Stolen Bases</b>	1 – 3x, last: Sept. 28, 2019 vs. TB
<b>Runs</b>	2 – Sept. 23, 2019 vs. BAL	<b>Last ML Home Run</b>	Sept. 23, 2019 vs. BAL
<b>Hits</b>	1 – 3x, last: May 12, 2018 vs. BOS	<b>Longest Hitting Streak</b>	2G – 2x, last: Sept. 12-14, 2019
<b>Home Runs</b>	1 – Sept. 23, 2019 vs. BAL	<b>Longest On-Base Streak</b>	3G – May 23, 2017-May 8, 2018
<b>RBI</b>	1 – 2x, last: Sept. 23, 2019 vs. BAL	<b>Longest Hitless Streak</b>	14AB – May 12, 2018-Sept. 6, 2019

## MILESTONES

Category	Date	Opponent	Pitcher	Notes
<b>Hit</b>	1 May 23, 2017	at Baltimore	Scahill	PH-2B
<b>Home Run</b>	1 Sept. 23, 2019	Baltimore	Eades	1R, Walk-off
<b>Walk-off HR</b>	1 Sept. 23, 2019	Baltimore	Eades	1R, 15th inning
<b>Extra-Inning HR</b>	1 Sept. 23, 2019	Baltimore	Eades	1R, 15th inning
<b>RBI</b>	1 May 12, 2018	Boston	Price	Single
<b>Stolen Base</b>	1 May 6, 2018	at Tampa Bay	Archer	2nd base
			C-Ramos	

## PROFESSIONAL CAREER:

## MINORS:

- Hit his 1st professional home run in just his 2nd career game (6th AB) on June 19, 2012.
- Played sparingly over his first three seasons (2012-14) as he was enrolled in college and playing football.
- Played in the Australian Baseball League in the 2014 off-season where he hit .207 in 37 games.
- Led the Dunedin Blue Jays in AVG (.302), OBP (.380) and OPS (.824) in 2015 and was named a Midwest League Mid-Season All-Star...At that time, led the league with a .446 on-base percentage.
- On June 10, 2016, suffered a concussion after colliding with a teammate in the outfield, and needed to be stretchered off the field...Returned from the injury on June 22.
- After the 2016 season, was assigned to the Mesa Solar Sox of the Arizona Fall League and was named an AFL All-Star...Appeared in 23 games for Mesa during that Fall League season and hit .253 with three home runs and 15 RBI.
- Added to the 40-man roster after the 2016 season to protect him from the Rule 5 Draft.

## 2017:

- Assigned to Double-A New Hampshire to begin the season.
- Was recalled from the Fisher Cats on May 19 after hitting .325 through 33 games...Made his **MLB debut** that night in Baltimore with a start in left field (0-2, K).
- Recorded his 1st career hit on May 23 at MIL, a pinch-hit double off **Rob Scahill** in the 7th inning.
- Went 1-for-8 in four games with the Blue Jays before being placed on the DL with a left wrist hamate fracture on May 24.
- Hit .310 (76-for-245) with 19-XBH and 18 stolen bases in 68 games for New Hampshire before earning a promotion on Sept. 1 to Triple-A Buffalo...Went 4-for-12 (.333) with a double in three games for the Bisons.
- Was named a MiLB Organizational All-Star at the end of the year.

## 2018:

- Recalled from Triple-A Buffalo on May 5 and Sept. 17.
- Made his season debut on May 6 at TB and went 1-for-4 with his 1st career steal and 1st career run.
- Started the season on the DL with a right hamstring strain.
- On May 12 vs. BOS, recorded his 1st career RBI with a 4th-inning single.

SEASONS IN WHICH TORONTO WAS THE  
1ST TEAM TO SCORE 500 RUNS

YEAR	DATE	GAME #
2003	June 28	81
1986	July 20	94
2015	July 21	95
2012	July 28	100





# ANDERSON CHASE

22  
PITCHER

BIRTHDATE ..... November 30, 1987  
OPENING DAY AGE ..... 32  
BIRTHPLACE ..... Wichita Falls, TX  
RESIDENCE ..... Celina, TX  
TWITTER ..... @ChaseAnderson87

BATS/THROWS ..... R/R  
HEIGHT/WEIGHT ..... 6-1/210  
CONTRACT STATUS ..... signed thru 2020  
M.L. SERVICE ..... 5.146  
OPTIONS USED ..... 2 of 3

## PERSONAL:

- Robert Chase Anderson.
- Resides in Celina, TX, with his wife, Anna, and two children, Hunter and Elliana.
- Enjoys hiking, camping, hunting, fishing and mission trips (considerthelily.org).
- Wears his late father's socks, cowboy boots, belt buckle, jeans and pink polo shirt to the park prior to every home start... His father, Robert, passed away in 2012.
- Graduated from Rider (TX) High School, where he tossed three no-hitters as a senior.
- Attended North Central Junior College as a freshman and then the University of Oklahoma.

## LAST SEASON:

- Made his first five appearances of the season in relief, going 1-0 with a 4.50 ERA (5 ER/10.0 IP).
- His last 27 outings were all as a starter, in which he went 7-4 with a 4.19 ERA (60 ER/129.0 IP)...Allowed two-or-fewer earned runs in 20 of his 27 starts.
- Made his 1st start of the season on April 20 vs. LAD and tossed 5.0 scoreless frames while allowing one hit (2BB, 5K).
- Was placed on the 10-day injured list from May 1-17 with a right middle finger laceration.
- Was named Brewers Pitcher of the Month for July as he went 1-0 with a 2.90 ERA (10 ER/31.0 IP) over six starts.
- Allowed a career-high 10 runs on Aug. 18 at WAS.
- Made his longest run-free start of the year as he tossed 6.0 scoreless innings on Sept. 20 vs. PIT, allowing three hits in a 10-1 win (1BB, 4K).
- Went 2-0 with a 2.35 ERA (6 ER/23.0 IP) and a .200 opponents' batting average across five starts in September.

*Bold – career high; Red – league high*

Year	Club & League	W-L	ERA	G	GS	CG	ShO	SV	IP	H	R	ER	HR	HB	BB	IBB	SO	WP	BK	OBA
2009	Missoula (Pio)	3-1	2.38	18	4	0	0	0	45.1	35	17	12	1	3	13	0	48	3	0	.206
2010	South Bend (MID)	2-4	2.82	7	7	1	1	0	38.1	36	16	12	1	1	9	0	31	1	0	.238
	Visalia (CAL)	5-3	3.60	19	4	0	0	3	70.0	58	33	28	7	5	16	0	83	2	0	.227
2011	Visalia (CAL)	1-1	5.40	3	3	0	0	0	13.1	14	10	8	1	1	1	0	20	1	0	.259
2012	Mobile (SOU)	5-4	2.86	21	21	0	0	0	104.0	91	35	33	9	8	25	0	97	7	0	.238
2013	Reno (PCL)	4-7	5.73	26	13	0	0	0	88.0	107	67	56	11	1	33	0	80	2	1	.301
2014	Mobile (SOU)	4-2	0.69	6	6	0	0	0	39.0	22	4	3	1	2	6	0	38	0	0	.159
	ARIZONA (NL)	9-7	4.01	21	21	0	0	0	114.1	117	56	51	16	2	40	2	105	4	0	.268
2015	AZL D-backs (AZL)	0-0	0.00	1	1	0	0	0	4.0	4	0	0	0	0	0	0	3	0	0	.250
	ARIZONA (NL)	6-6	4.30	27	27	0	0	0	152.2	158	75	73	18	7	40	2	111	3	0	.272
2016	MILWAUKEE (NL)	9-11	4.39	31	30	0	0	0	151.2	155	83	74	28	4	53	0	120	4	0	.266
2017	Wisconsin (MID)	0-1	2.70	1	1	0	0	0	3.1	2	1	1	0	0	1	0	3	1	0	.182
	Colorado Springs (PCL)	0-0	8.31	1	1	0	0	0	4.1	6	4	4	1	0	1	0	2	0	0	.353
	MILWAUKEE (NL)	12-4	2.74	25	25	0	0	0	141.1	113	47	43	14	7	41	1	133	0	0	.220
2018	MILWAUKEE (NL)	9-8	3.93	30	30	0	0	0	158.0	131	71	69	30	7	57	0	128	1	0	.228
2019	San Antonio (PCL)	0-0	4.50	1	1	0	0	0	4.0	3	2	2	1	0	0	0	6	0	0	.200
	MILWAUKEE (NL)	8-4	4.21	32	27	0	0	0	139.0	126	67	65	23	8	50	2	124	1	1	.240
<b>Minor Totals</b>		24-23	3.46	104	62	1	1	3	413.2	378	189	159	33	21	105	0	411	17	1	.241
<b>MAJOR TOTALS</b>		53-40	3.94	166	160	0	0	0	857.0	800	399	375	129	35	281	7	721	13	1	.249

## TRANSACTIONS

- Selected by the Arizona Diamondbacks in the 9th round of the 2009 First-Year Player Draft
- On disabled list (right triceps inflammation) from July 19-Aug. 6, 2015
- Traded to the Milwaukee Brewers along with INF Isan Diaz, INF Aaron Hill and cash considerations in exchange for INF Jean Segura and RHP Tyler Wagner on January 30, 2016
- On disabled list (left oblique strain) from June 29-Aug. 19, 2017
- On disabled list (illness) from May 10-20, 2018
- On disabled list (right middle finger laceration) from May 1-17, 2019
- Traded to the Toronto Blue Jays in exchange for INF/OF Chad Spanberger on November 4, 2019



## GAME HIGHS

<b>ML Debut</b>	May 11, 2014 at CWS	<b>ER Allowed</b>	10 – Aug. 18, 2019 at WAS
<b>Innings Pitched:</b>		<b>HR Allowed</b>	3 – 7x, last: Aug. 18, 2019 at WAS
<b>Starter</b>	8.2 – May 17, 2016 vs. CHC	<b>Low Hit CG</b>	None
<b>Reliever</b>	3.0 – April 5, 2019 vs. CHC	<b>Last Win</b>	Sept. 26, 2019 at CIN
<b>Walks:</b>		<b>Last Save</b>	None
<b>Starter</b>	5 – 2x, last: July 9, 2016 vs. STL	<b>Last CG</b>	None
<b>Reliever</b>	2 – 2x, last: April 8, 2019 at LAA	<b>Last ShO</b>	None
<b>Strikeouts:</b>		<b>Last Start</b>	Sept. 26, 2019 at CIN
<b>Starter</b>	11 – May 27, 2017 vs. ARI	<b>Last Relief App.</b>	April 16, 2019 vs. STL
<b>Reliever</b>	5 – April 5, 2019 vs. CHC	<b>Longest Win Streak</b>	5G – May 11–June 8, 2014
<b>Hits Allowed</b>	11 – April 18, 2016 at MIN	<b>Longest Losing Streak</b>	5G – April 18–May 11, 2016
		<b>Scoreless Innings Streak</b>	21.2 – May 27–June 6, 2017

## MILESTONES

Category	Date	Opponent	Notes
<b>Start</b>	1 May 11, 2014	at Chicago (AL)	W - 5.1 IP, 2H, 1ER, 1HR, 1BB, 6K
<b>Win</b>	1 May 11, 2014	at Chicago (AL)	5.1 IP, 2H, 1ER, 1HR, 1BB, 6K
<b>10+ Strikeout Games</b>			
	1 Sept. 23, 2015	at Los Angeles (NL)	10 strikeouts
	2 May 27, 2017	Arizona	11 strikeouts

## PROFESSIONAL CAREER:

## MINORS:

- Played his first professional season with Rookie-level Missoula in 2009 and went 3-1 with a 2.38 ERA.
- Split 2010 between Class-A South Bend (7G) and Class-A Visalia (19G), posting a combined 3.32 ERA.
- Made just three starts with Visalia in 2011 due to a strained right elbow.
- Spent all of 2012 with Double-A Mobile and was named a Southern League All-Star, compiling a 2.86 ERA over 21 starts... Pitched for the Salt River Rafterers in the Arizona Fall League after the season and was named to the Rising Stars Game.
- Was sidelined twice in 2013 with a strained right triceps...Pitched in 26 games (13 starts) for Triple-A Reno and went 4-7 with a 5.73 ERA.

## 2014:

- Began the season at Double-A Mobile, where he went 4-2 with a 0.69 ERA in six starts.
- Went 9-7 with a 4.01 ERA in 21 starts during his 1st Major League season.
- Produced 11 quality starts, going 5-1 with a 2.25 ERA (17 ER/68.0 IP) in those outings.
- His nine victories tied the Mets' **Jacob deGrom** for most among National League rookies.
- Was recalled by Arizona on May 6.
- Made his **MLB debut** on May 11 at CWS and earned a 5-1 win (5.1IP, 2H, 1ER, 1BB, 6K)...Fanned **Adam Dunn** for his 1st career strikeout.
- Won each of his first five starts in the Major Leagues while posting a 3.14 ERA (10 ER/28.2 IP).
- Finished 10th in NL Rookie of the Year voting.

## 2015:

- Went 6-6 with a 4.30 ERA in 27 starts with Arizona.
- Recorded 13 quality starts, going 5-0 with a 1.59 ERA (15 ER/84.2 IP) in those contests.
- Went 3-1 with a 2.84 ERA (25 ER/79.1 IP) over his first 13 starts of the season and 3-5 with a 5.89 ERA (48 ER/73.1 IP) over his last 14 starts.
- Took a no-hitter into the 7th inning on June 12 at SF before allowing a one-out infield single to **Buster Posey**...Earned a 1-0 win (7.0 IP, 1H, 1BB, 2K).
- Landed on the 15-day disabled list from July 19–Aug. 6 with right triceps inflammation.
- Was optioned to Triple-A Reno on Aug. 18 but did not pitch there before he was recalled on Aug. 20.
- Notched a season-high 10 strikeouts over 6.0 innings on Sept. 23 at LAD but received no-decision in the Diamondbacks' 4-1 loss...Did not allow a hit after **Chase Utley's** leadoff homer.

## 2016:

- Was traded from Arizona to Milwaukee, along with INF **Aaron Hill**, INF **Isan Diaz** and cash, in exchange for INF **Jean Segura** and RHP **Tyler Wagner** on January 30.
- Went 9-11 with a 4.39 ERA in 31 games (30 starts) during his first season with the Brewers.
- His 30 starts marked a career high.
- Joined **Earl Stephenson** (1972) as the only pitchers in Brewers history not to allow an earned run through their first two starts with the team (11.0 IP, 3R, 0ER).
- Took a no-hitter into the 8th inning on May 17 vs. CHC before allowing a leadoff double to **Ben Zobrist**...Earned a 4-2 win while tossing a career-high 8.2 innings (3H, 2ER, 1BB, 6K).
- Took a no-hitter into the 6th on June 8 vs. OAK before giving up a one-out pinch-hit single to **Jake Smolinski**...Earned a 4-0 win (6.2 IP, 2H, 0BB, 4K).
- Left the game on Aug. 16 at CHC (GM2) in the 1st inning after being struck by a **Kris Bryant** ground ball...Suffered a left quad contusion...Marked the shortest start of his career (0.2 IP).
- Made his 1st Major League relief appearance on Aug. 19 at SEA (2.0 IP, 3H, 2ER, 1BB, 2K).
- Went 5-1 with a 2.56 ERA (17 ER/59.2 IP) over his last 12 starts of the season.
- Was named Brewers Pitcher of the Month for September/October (5 GS, 2-0, 1.98 ERA).



**2017:**

- Went 12-4 with a 2.74 ERA in 25 starts.
- Set career highs in wins (12) and strikeouts (133).
- Produced 13 quality starts, going 8-2 with a 1.48 ERA (14 ER/85.0 IP) in those games.
- Was named Brewers Pitcher of the Month for April (5 GS, 2-0, 2.10 ERA) and September/October (6 GS, 4-1, 2.06 ERA).
- Took a no-hitter into the 8th inning on May 27 vs. ARI before allowing a leadoff single to **Nick Ahmed**...Earned a 6-1 win with 7.0 shutout innings while his 11 strikeouts were a career high (1H, 3BB).
- Tossed a career-best 21.2 consecutive scoreless innings from May 27-June 6.
- Was on the 10-day disabled list from June 29-Aug. 19 with a left oblique strain...Suffered the injury on June 28 at CIN while swinging the bat...Ranked 6th in the National League in ERA (2.89) and 8th in WHIP (1.11) at the time of his placement on the DL.

**2018:**

- Went 9-8 with a 3.93 ERA while tying a career high with 30 starts (also 2016).
- Tied the Rockies' **Tyler Anderson** for the National League high in home runs allowed (30).
- Made his first career Opening Day start on March 29 at SD and allowed just one hit over 6.0 shutout innings (3BB, 6K)...Took a no-decision in the Brewers' 2-1, 12-inning victory
- Was on the 10-day disabled list from May 10-20 due to illness.
- Allowed exactly one run in four straight starts from June 23-July 9 (22.0 IP, 3 ER).
- Pitched more than 5.0 innings in one of his last eight starts while recording a 4.82 ERA...Was not on either of Milwaukee's NLDS or NLCS rosters.

**OLDEST & YOUNGEST BLUE JAYS****OLDEST BLUE JAYS  
(40 YEARS OR OLDER)**

Player	D.O.B	Last Game	Age at Last Game
Phil Niekro	April 1, 1939	Aug. 29, 1987	48 yrs, 4 mths, 28 days
Omar Vizquel	April 24, 1967	Oct. 3, 2012	45 yrs, 5 mths, 9 days
Darren Oliver	Oct. 6, 1970	Sept. 29, 2013	42 yrs, 11 mths, 23 days
LaTroy Hawkins	Dec. 21, 1972	Oct. 3, 2015	42 yrs, 9 mths, 12 days
Henry Blanco	Aug. 29, 1971	June 5, 2013	41 yrs, 8 mths, 7 days
Dave Stieb	July 22, 1957	Sept. 25, 1998	41 yrs, 2 mths, 3 days
Dave Winfield	Oct. 3, 1951	Oct. 24, 1992	41 yrs, 0 mths, 21 days
Matt Stairs	Feb. 27, 1968	Aug. 27, 2008	40 yrs, 6 mths, 0 days
Dave Parker	June 9, 1951	Oct. 2, 1991	40 yrs, 3 mths, 23 days
Dan Plesac	Feb. 4, 1962	May 22, 2002	40 yrs, 3 mths, 18 days
Ramon Ortiz	May 23, 1973	June 2, 2013	40 yrs, 0 mths, 10 days

**YOUNGEST BLUE JAYS  
(20 YEARS OR YOUNGER)**

Player	D.O.B	First Game	Age at First Game
Brian Milner	Nov. 17, 1959	June 23, 1978	18 yrs, 7 mths, 6 days
Fred Manrique	Nov. 5, 1961	Aug. 23, 1981	19 yrs, 9 mths, 18 days
Manny Lee	June 17, 1965	April 10, 1985	19 yrs, 9 mths, 24 days
Roberto Osuna	Feb. 7, 1995	April 8, 2015	20 yrs, 2 mths, 1 day
Vladimir Guerrero Jr.	Mar. 16, 1999	April 26, 2019	20 yrs, 1 mth, 10 days
Miguel Castro	Dec. 24, 1994	April 6, 2015	20 yrs, 3 mths, 13 days
Travis Snider	Feb. 2, 1988	Aug. 29, 2008	20 yrs, 6 mths, 27 days







NON-ROSTER

# AUMONT PHILIPPE

50  
PITCHER

BIRTHDATE ..... January 7, 1989  
OPENING DAY AGE ..... 31  
BIRTHPLACE ..... Gatineau, QC  
RESIDENCE ..... Gatineau, QC  
TWITTER ..... @P\_Aumont17

BATS/THROWS ..... L/R  
HEIGHT/WEIGHT ..... 6-7/265  
CONTRACT STATUS ..... signed thru 2020  
M.L. SERVICE ..... 0.133  
OPTIONS USED ..... 3 of 3

## PERSONAL:

- Philippe Aumont.
- Graduated from Ecole Du Versant in 2007.
- Played for Team Canada at the 2006 World Junior AAA Championships in Sancti Spiritus, Cuba...Was a top prospect in the Cape Cod High School Classic and East Coast Showcase during the summer of 2006.
- Represented Canada in the 2007 International Baseball Federation (IBAF) World Cup in Taiwan...Starred for the Canadian Junior National Team in 2007 and was voted by Perfect Game as the Canada East Player of the Year...Also named 2007 Canadian Junior National MVP.
- Was selected in the 1st round (11th overall) by the Mariners in 2007...Was the first native of Quebec to be selected in the 1st round since 1997, when OF **Ntema Ndungidi** was a supplemental 1st round pick of Baltimore...Became the highest Canadian to be selected in the 1st round of the MLB draft since LHP **Adam Loewen** was selected 4th overall by Baltimore and LHP **Jeff Francis** was selected 9th overall by Colorado in 2002.

## LAST SEASON:

- Spent the entire season with the Ottawa Champions of the independent Can-Am League.
- Made 18 starts and finished with an 8-4 record and a 2.65 ERA.
- Recorded six complete games and a pair of shutouts.
- Led the League in strikeouts (145) and ranked 2nd in innings pitched (118.2).
- Pitched in the WBSC Premier 12 Tournament in November and helped Canada's Senior National Team to a 3-0 win over Cuba with 8.0 shutout innings (2H, 1BB, 9K).

**Bold – career high; Red – league high**

Year	Club & League	W-L	ERA	G	GS	CG	ShO	SV	IP	H	R	ER	HR	HB	BB	IBB	SO	WP	BK	OBA
2008	Wisconsin (MID)	4-4	2.75	15	8	0	0	2	55.2	46	22	17	4	4	19	0	50	9	1	.224
2009	West Tenn (SOU)	1-4	5.09	15	0	0	0	4	17.2	21	15	10	1	3	11	1	24	6	2	.292
	High Desert (CAL)	1-2	3.24	29	0	0	0	12	33.1	24	14	12	3	2	12	0	35	5	0	.195
2010	Clearwater (FSL)	2-5	4.48	16	10	1	0	1	72.1	74	41	36	6	6	42	0	77	11	1	.270
	Reading (EAS)	1-6	7.43	11	11	0	0	0	49.2	55	45	41	4	6	38	0	38	6	1	.284
2011	Reading (EAS)	1-5	2.32	25	0	0	0	4	31.0	23	16	8	2	1	11	1	41	1	0	.195
	Lehigh Valley (INT)	1-0	3.18	18	0	0	0	3	22.2	21	9	8	0	2	14	1	37	2	1	.244
2012	Lehigh Valley (INT)	3-1	4.26	41	0	0	0	15	44.1	34	23	21	3	5	34	1	59	15	1	.209
	PHILADELPHIA (NL)	0-1	3.68	18	0	0	0	2	14.2	10	6	6	0	1	9	1	14	2	0	.189
2013	Lehigh Valley (INT)	0-2	4.04	32	0	0	0	2	35.2	29	16	16	0	6	38	0	42	13	0	.230
	PHILADELPHIA (NL)	1-3	4.19	22	0	0	0	0	19.1	24	11	9	0	3	13	1	19	2	1	.308
2014	Lehigh Valley (INT)	3-3	3.93	35	0	0	0	0	55.0	48	25	24	2	0	39	1	65	9	0	.240
	PHILADELPHIA (NL)	0-1	19.06	5	0	0	0	0	5.2	14	12	12	3	0	5	0	6	0	0	.483
2015	Lehigh Valley (INT)	3-4	2.35	14	10	0	0	0	65.0	49	23	17	3	3	41	0	58	7	3	.212
	Buffalo (INT)	0-2	6.00	5	4	0	0	0	18.0	12	12	2	2	0	22	0	23	4	1	.194
	PHILADELPHIA (NL)	0-1	13.50	1	1	0	0	0	4.0	5	6	6	2	0	7	0	3	1	0	.312
2016	Charlotte (INT)	0-2	12.27	10	0	0	0	0	11.0	18	15	15	1	1	11	0	14	7	0	.360
2017	Ottawa (CAMA)	5-8	4.51	17	17	4	1	0	115.2	128	66	58	9	8	30	0	103	4	2	-
2018	Erie (EAS)	0-0	0.00	2	0	0	0	0	3.0	1	0	0	0	0	1	0	2	0	0	.111
	Toledo (INT)	2-4	6.58	29	4	0	0	3	53.1	57	39	39	9	3	25	1	62	2	0	.277
2019	Ottawa (CAMA)	8-4	2.65	18	18	6	2	0	188.2	109	43	35	4	4	23	0	145	7	0	-
	<b>Minor Totals</b>	22-44	4.38	297	47	1	0	46	567.2	512	315	276	40	42	358	6	627	97	11	.242
	<b>MAJOR TOTALS</b>	1-6	6.80	46	1	0	0	2	43.2	53	35	33	5	4	34	2	42	5	1	.301

## WORLD BASEBALL CLASSIC RECORD

Year	Club	W-L	ERA	G	GS	CG	ShO	SV	IP	H	R	ER	HR	HB	BB	IBB	SO	WP	BK
2009	Canada	0-0	0.00	1	0	0	0	0	1.0	2	0	0	0	0	1	0	2	0	0
2013	Canada	0-0	16.20	2	0	0	0	0	1.2	5	3	3	0	0	1	0	1	0	0
	<b>WBC TOTALS</b>	0-0	10.12	3	0	0	0	0	2.2	7	3	3	0	0	2	0	3	0	0

## TRANSACTIONS

- Selected by the Seattle Mariners in the 1st round (11th overall) of the 2007 First-Year Player Draft
- Traded to the Philadelphia Phillies along with OF Tyson Gillies and RHP J.C. Ramirez in exchange for LHP Cliff Lee on December 16, 2009
- Signed by the Toronto Blue Jays on July 28, 2015
- Signed by the Chicago White Sox on October 31, 2015
- Signed by the Detroit Tigers on January 3, 2018
- Signed by the Toronto Blue Jays on December 1, 2019



## GAME HIGHS

<b>ML Debut</b>	Aug. 23, 2012 vs. CIN	<b>ER Allowed</b>	6 – 2x, last: June 19, 2015 vs. STL
<b>Innings Pitched:</b>		<b>HR Allowed</b>	2 – June 19, 2015 vs. STL
<b>Starter</b>	4.0 – June 19, 2015 vs. STL	<b>Low Hit CG</b>	None
<b>Reliever</b>	2.0 – Aug. 2, 2014 at WAS	<b>Last Win</b>	April 12, 2013 at MIA
<b>Walks:</b>		<b>Last Save</b>	Oct. 1, 2012 at WAS
<b>Starter</b>	7 – June 19, 2015 vs. STL	<b>Last CG</b>	None
<b>Reliever</b>	2 – 3x, last: June 26, 2013 at SD	<b>Last ShO</b>	None
<b>Strikeouts:</b>		<b>Last Start</b>	June 19, 2015 vs. STL
<b>Starter</b>	3 – June 19, 2015 vs. STL	<b>Last Relief App.</b>	Aug. 2, 2014 at WAS
<b>Reliever</b>	3 – May 1, 2013 at CLE	<b>Longest Win Streak</b>	1G – April 12, 2013 at MIA
<b>Hits Allowed</b>	8 – Aug. 2, 2014 at WAS	<b>Longest Losing Streak</b>	5G – April 13, 2013-current
		<b>Scoreless Innings Streak</b>	5.1 – April 30-May 15, 2013

## MILESTONES

Category	Date	Opponent	Notes
<b>Start</b>	1 June 19, 2015	St. Louis	L – 4.0 IP, 5H, 6ER, 2HR, 7BB, 3K
<b>Win</b>	1 April 12, 2013	at Miami	as a reliever – 1.0 IP, 0H, 0ER, 1BB, 0K
<b>Save</b>	1 Sept. 3, 2012	at Cincinnati	1.0 IP, 2H, 1ER, 0BB, 0K

## PROFESSIONAL CAREER:

### 2012:

- Began the season with Triple-A Lehigh Valley...Went 1-1 with 15 saves and a 2.28 ERA (6 ER/23.2 IP).
- Recalled by the Phillies on Aug. 21...Made his **MLB debut** on Aug. 23 vs. CIN (1.0 IP, 1BB).
- 14 of his 18 appearances with the Phillies were scoreless, including 10 scoreless outings at Citizens Bank Park (9.2 IP).
- Recorded his 1st Major League save in his 4th career appearance, on Sept. 3 at CIN.
- Appeared in both games of a doubleheader on Sept. 9 vs. COL.

### 2013:

- Pitched for Team Canada in the World Baseball Classic.
- Earned his 1st career win on April 12 at MIA (1.0 IP, 1BB).
- Optioned to Lehigh Valley on May 22...Recalled on June 24 and sent back down for the final time on July 9.
- Did not allow a home run in 35.2 innings of work in the minors.

### 2014:

- Began the season with Triple-A Lehigh Valley...Averaged 10.64 SO/9 (65 SO/55.0 IP).
- Recalled to the Phillies on June 1.
- Made two appearances before being optioned on June 3.
- Was recalled again on July 23 but was optioned back on Aug. 2 for the remainder of the season.
- Gave up 12 runs in his 5.2 innings for the Phillies.

### 2015:

- Made one MLB appearance, his 1st career start on June 19 vs. STL (4.0 IP, 5H, 6 ER, 7BB, 3K).
- Went 3-4 with a 2.35 ERA across 14 games (10 starts) for Triple-A Lehigh Valley.
- Designated for assignment on June 24.
- Signed a Minor League contract with the Blue Jays on July 28.
- Went 0-2 with a 6.00 ERA in five games (four starts) for Triple-A Buffalo and was released on Aug. 21.

### 2016:

- Joined the White Sox organization and made 10 appearances for Triple-A Charlotte.
- Spent a month on the injured list before retiring on June 6.

### 2017:

- Played the campaign with the Ottawa Champions of the independent Can-Am League.
- Made 17 starts and went 5-8 with a 4.51 ERA while recording 103 strikeouts across 115.2 innings.

### 2018:

- Signed a Minor League deal with Detroit and spent most of the season with Triple-A Toledo.
- Made four starts and 25 relief appearances for the Mud Hens while going 2-4 with a 6.58 ERA.





NON-ROSTER

# BAKER BRYAN

81  
PITCHER

BIRTHDATE ..... December 2, 1994  
 OPENING DAY AGE ..... 25  
 BIRTHPLACE ..... Fort Walton Beach, FL  
 RESIDENCE ..... Fort Walton Beach, FL  
 TWITTER ..... NA

BATS/THROWS ..... R/R  
 HEIGHT/WEIGHT ..... 6-6/245  
 CONTRACT STATUS ..... signed thru 2020  
 M.L. SERVICE ..... 0.000  
 OPTIONS USED ..... 0 of 3

## PERSONAL:

- Bryan Scott Baker.
- Went to Choctawhatchee High School in his hometown of Fort Walton Beach, FL, where he played baseball in addition to his favourite sport growing up – basketball...Was named All-Area basketball player several times before committing to baseball in his senior year.
- Drafted in the 40th round in 2013 by the Pittsburgh Pirates but did not sign.
- Attended the University of North Florida (Jacksonville, FL) for three years where he combined for a 14-10 record and a 3.68 ERA (76 ER/186.1 IP).

## LAST SEASON:

- Started the season with Double-A New Hampshire.
- Posted a 2.81 ERA across 31 relief appearances for the Fisher Cats while holding opponents to a .164 batting average.
- Promoted to Triple-A Buffalo on July 14 and finished his campaign with a 3.68 ERA in 18 outings for the Bisons.
- Struck out six batters in 2.0 innings on Aug. 15 vs. Toledo, his most punch-outs in a game since he was a starter in 2016.

*Bold – career high; Red – league high*

Year	Club & League	W-L	ERA	G	GS	CG	ShO	SV	IP	H	R	ER	HR	HB	BB	IBB	SO	WP	BK	OBA
2016	Grand Junction (PIO)	3-4	6.00	11	11	0	0	0	48.0	63	35	32	10	5	12	0	41	4	0	.320
2017	Asheville (SAL)	7-2	1.66	26	2	0	0	0	54.1	41	16	10	3	3	13	0	57	1	0	.208
2018	Lancaster (CAL)	4-2	3.80	43	0	0	0	1	45.0	47	36	19	7	1	34	0	58	1	0	.264
	Dunedin (FSL)	1-1	2.84	6	0	0	0	1	6.1	5	2	2	2	0	3	0	9	1	0	.227
2019	New Hampshire (EAS)	2-5	2.81	31	0	0	0	9	32.0	18	14	10	2	0	20	2	40	7	0	.164
	Buffalo (INT)	1-1	3.68	18	0	0	0	3	22.0	17	9	9	1	0	16	0	31	3	0	.207
<b>Minor Totals</b>		18-15	3.55	135	13	0	0	14	207.2	191	112	82	25	9	98	2	236	17	0	.243

## TRANSACTIONS

- Selected by the Colorado Rockies in the 11th round of the 2016 First-Year Player Draft.
- Traded to the Toronto Blue Jays on August 18, 2018 to complete a July 16, 2018 trade (RHP Seunghwan Oh for INF Chad Spanberger and OF Forrest Wall)

## PROFESSIONAL CAREER:

### MINORS:

- Went 3-4 in 11 starts for Rookie-level Grand Junction in 2016.
- Spent his entire 2017 campaign with Class-A Asheville.
- Made two starts and 24 relief appearances for the Tourists while boasting a 1.66 ERA and a 0.99 WHIP.
- Began his 2018 campaign with Advanced-A Lancaster where he went 4-2 and registered a 3.80 ERA.
- Traded to the Blue Jays in August to complete their **Seunghwan Oh** deal.
- Was assigned to Advanced-A Dunedin and allowed two runs in 6.1 innings for the D-Jays to close out the season.





# BASS ANTHONY

## 52 PITCHER

BIRTHDATE ..... November 1, 1987  
 OPENING DAY AGE ..... 32  
 BIRTHPLACE ..... Dearborn, MI  
 RESIDENCE ..... Nashville, TN  
 TWITTER ..... @AnthonyBass52

BATS/THROWS ..... R/R  
 HEIGHT/WEIGHT ..... 6-2/200  
 CONTRACT STATUS ..... signed thru 2020  
 M.L. SERVICE ..... 5.010  
 OPTIONS USED ..... 3 of 3

### PERSONAL:

- Anthony Edward Bass.
- Resides in Nashville, TN, with his wife, Sydney, and their daughter, Brooklyn.
- Graduated from Trenton (MI) High School, where in 2005 he was All-Region, All-District, All-Conference, All-Metro and was named to the All-Downriver Dream Team.
- Played at Wayne State University in Detroit...As a junior went 10-3 with 2.10 ERA and was named a Rawlings/ABCA All-American...Was inducted into the Wayne State Athletics Hall of Fame in 2019.

### LAST SEASON:

- Went 2-4 with five saves and six holds while posting a 3.56 ERA in a career-high 44 relief outings with the Mariners.
- Kept left-handed hitters to a .165 AVG (13-for-79) while righties batted .191 (17-for-89).
- Didn't make his M's debut until May 22 but finished the year tied for 2nd in appearances (44).
- Allowed four home runs in his first 15 games (18.2 IP) but surrendered only one over his last 29 appearances (29.2 IP).
- Began the year in the Reds organization and made 19 relief appearances with Triple-A Louisville, going 1-1 with nine saves and a 2.21 ERA (5 ER/20.1 IP).
- Released on May 20 and signed a Major League contract with Seattle on May 21.
- Earned the win on June 12 at MIN, his first MLB win in over five years (last: May 2, 2014 vs. SEA).
- Tossed 8.0 consecutive scoreless innings across eight outings from July 20-Aug. 7...Over that span, struck out 10, did not walk a batter and limited opponents to a .148 (4-for-27) average.

### Bold – career high; Red – league high

Year	Club & League	W-L	ERA	G	GS	CG	ShO	SV	IP	H	R	ER	HR	HB	BB	IBB	SO	WP	BK	OB
2008	Eugene (NOR)	2-2	2.10	25	0	0	0	7	34.1	25	12	8	3	1	14	0	41	6	0	.197
2009	Fort Wayne (MID)	9-3	2.19	18	0	0	0	0	90.1	79	31	22	5	3	25	0	69	3	1	.235
	Lake Elsinore (CAL)	3-0	3.51	10	8	0	0	0	33.1	33	17	13	3	2	14	0	20	3	0	.266
2010	Lake Elsinore (CAL)	8-7	3.13	27	27	0	0	0	132.1	124	59	46	9	1	20	0	109	3	0	.248
	Portland (PCL)	0-1	7.94	1	1	0	0	0	5.2	7	5	5	1	1	3	0	3	0	1	.333
2011	San Antonio (TEX)	6-4	3.75	13	13	0	0	0	69.2	62	31	29	6	0	21	0	62	3	0	.242
	Tucson (PCL)	1-0	1.80	1	1	0	0	0	5.0	6	1	1	0	1	0	0	3	1	0	.300
	SAN DIEGO (NL)	<b>2-0</b>	1.68	27	3	0	0	0	48.1	41	9	9	3	1	21	1	24	1	0	.236
2012	Tucson (PCL)	0-0	5.63	3	3	0	0	0	8.0	8	6	5	0	0	0	0	9	0	0	.250
	SAN DIEGO (NL)	<b>2-8</b>	4.73	24	<b>15</b>	<b>1</b>	0	1	<b>97.0</b>	89	59	51	<b>10</b>	1	<b>39</b>	3	<b>80</b>	5	1	.243
2013	Tucson (PCL)	4-6	5.45	15	0	0	0	0	79.1	108	51	48	11	1	17	0	60	2	0	.331
	SAN DIEGO (NL)	0-0	5.36	24	0	0	0	0	42.0	51	26	25	4	0	20	4	31	5	0	.297
2014	Quad Cities (MID)	0-0	0.00	3	1	0	0	0	4.0	2	2	0	0	0	0	0	6	0	0	.125
	Oklahoma City (PCL)	0-2	3.31	14	0	0	0	1	16.1	15	9	6	3	0	6	1	14	1	0	.246
	HOUSTON (AL)	1-1	6.33	21	0	0	0	2	27.0	32	20	19	6	2	7	1	7	2	0	.294
2015	Round Rock (PCL)	0-0	10.38	2	0	0	0	0	4.1	9	5	5	0	0	0	1	0	3	2	.450
	TEXAS (AL)	0-0	4.50	33	0	0	0	0	64.0	66	33	32	5	1	20	1	45	1	0	.269
2016	Nippon Ham (NPB)	8-8	3.65	37	14	0	0	0	103.2	102	48	42	7	4	47	4	71	2	0	-
2017	AZL Rangers (AZL)	0-1	4.00	3	2	0	0	0	9.0	11	5	4	1	0	2	0	9	0	1	.306
	Round Rock (PCL)	3-4	4.18	18	12	0	0	0	75.1	79	43	35	7	1	28	0	87	9	0	.271
	TEXAS (AL)	0-0	14.29	2	0	0	0	0	5.2	14	9	9	1	0	0	0	1	1	0	.467
2018	Iowa (PCL)	0-3	3.38	27	0	0	0	0	3	32.0	34	19	12	3	0	6	0	25	2	.266
	CHICAGO (NL)	0-0	2.93	16	0	0	0	0	15.1	18	6	5	1	0	3	0	14	2	0	.305
2019	Louisville (INT)	1-1	2.21	19	0	0	0	0	9	20.1	13	7	5	1	0	6	1	19	0	.181
	SEATTLE (AL)	<b>2-4</b>	3.56	<b>44</b>	0	0	0	5	48.0	30	20	19	5	1	17	2	43	6	0	.179
<b>Minor Totals</b>		37-34	3.55	199	101	0	0	20	619.1	615	303	244	53	11	163	2	539	35	3	.260
<b>MAJOR TOTALS</b>		7-13	4.38	191	18	1	0	8	347.1	341	182	169	35	6	127	12	245	23	1	.258

### TRANSACTIONS

- Selected by the San Diego Padres in the 5th round of the 2008 First-Year Player Draft
- On disabled list (right shoulder inflammation) from June 21-Sept. 4, 2012
- Traded to the Houston Astros in exchange for a Player To Be Named Later (LHP Patrick Schuster) and cash considerations on December 11, 2013
- On disabled list (right intercostal strain) from May 11-July 2, 2014
- Signed by the Texas Rangers on December 12, 2014
- Traded to the Seattle Mariners along with OF Leonys Martin in exchange for OF James Jones, RHP Tom Wilhelmson and a Player To Be Named Later (OF Patrick Kivlehan) on November 16, 2015
- Signed by the Hokkaido Nippon-Ham Fighters (NPB) on January 11, 2016
- Signed by the Texas Rangers on February 16, 2017
- Signed by the Chicago Cubs on December 23, 2017
- On disabled list (illness) from July 8-17, 2018
- On disabled list (right mid-thoracic strain) from July 21-August 12, 2018
- Signed by the Cincinnati Reds on December 26, 2018
- Signed by the Seattle Mariners on May 21, 2019
- Claimed off waivers by the Toronto Blue Jays on October 29, 2019





## GAME HIGHS

<b>ML Debut</b>	June 13, 2011 at COL	<b>ER Allowed</b>	7 – June 15, 2012 at OAK
<b>Innings Pitched:</b>		<b>HR Allowed</b>	2 – Aug. 7, 2018 vs. BOS
<b>Starter</b>	8.0 – 2x, last: May 15, 2012 at WAS	<b>Low Hit CG</b>	6 – April 28, 2012 at SF
<b>Reliever</b>	5.0 – April 10, 2015 vs. HOU	<b>Last Win</b>	Aug. 17, 2019 at TOR
<b>Walks:</b>		<b>Last Save</b>	Sept. 29, 2019 vs. OAK
<b>Starter</b>	5 – April 22, 2012 vs. PHI	<b>Last CG</b>	April 28, 2012 at SF
<b>Reliever</b>	3 – 3x, last: Aug. 9, 2019 vs. TB	<b>Last ShO</b>	None
<b>Strikeouts:</b>		<b>Last Start</b>	Oct. 2, 2012 at MIL
<b>Starter</b>	8 – April 28, 2012 at SF	<b>Last Relief App.</b>	Sept. 29, 2019 vs. OAK
<b>Reliever</b>	5 – 2x, last: July 3, 2015 vs. LAA	<b>Longest Win Streak</b>	2G – June 13-Sept. 21, 2011
<b>Hits Allowed</b>	10 – April 25, 2017 vs. MIN	<b>Longest Losing Streak</b>	4G – May 25-Oct. 2, 2012
		<b>Scoreless Innings Streak</b>	11.1 – June 17-July 4, 2018

## MILESTONES

Category	Date	Opponent	Notes
<b>Start</b>	1 June 13, 2011	at Colorado	W - 5.0 IP, 5H, 1ER, 4BB, 1K
<b>Win</b>	1 June 13, 2011	at Colorado	MLB debut, as a starter - 5.0 IP, 5H, 1ER, 4BB, 1K
<b>Save</b>	1 Sept. 20, 2020	at Arizona	0.1 IP, 1K

## PROFESSIONAL CAREER:

## MINORS:

- Made his pro debut with Class-A (short) Eugene in 2008, posting a 2.10 ERA in 25 relief appearances.
- Pitched with both Class-A Fort Wayne and Advanced-A Lake Elsinore in 2009, combining for a record of 12-3 with a 2.55 ERA...Won Player of the Week three times and was named a Midwest League Mid-Season All-Star.
- In 2010, made 27 starts for Advanced-A Lake Elsinore and one for Triple-A Portland...Was named a California League Mid-Season and Post-Season All-Star.

## 2011:

- Broke into the big leagues with San Diego, going 2-0 with a 1.68 ERA (9 ER/48.1 IP) in 27 games (three starts).
- His 1.68 ERA ranked 7th among NL pitchers with at least 45.0 innings.
- Made his **MLB debut** as he got the start on June 13 at COL...Tossed 5.0 innings of one-run ball to earn the win.
- Started the year with Double-A San Antonio and was named a Texas League Mid-Season All-Star...Also made one start for Triple-A Tucson and made six appearances in the Arizona Fall League where he was named a Rising Star.

## 2012:

- Made 24 appearances (15 starts), compiling a record of 2-8 with a 4.73 ERA (51 ER/97.0 IP).
- Missed over two months due to right shoulder inflammation.
- Tossed his only career complete game on April 28 at SF...Allowed two runs over 8.0 innings but was outdueled by **Tim Lincecum** in a 2-1 Giants win.
- Recorded his 1st Major League save on Sept. 20 at ARI, striking out **Aaron Hill** – his only batter faced – with the bases loaded to preserve a one-run lead.

## 2013:

- Split time between San Diego and Triple-A Tucson.
- Made 24 relief appearances with the Padres, compiling a 5.36 ERA (25 ER/42.0 IP)...Allowed just four home runs in 42.0 innings of work with the big-league club.
- Made a career-high 15 starts with Tucson but yielded a 5.79 ERA (48 ER/79.1 IP).

## 2014:

- Joined the Astros and made 21 relief appearances, compiling a 6.33 ERA and a 1.44 WHIP.
- Made 14 appearances for Triple-A Oklahoma City, going 0-2 with a 3.31 ERA.

## 2015:

- In his first year with Texas, made 33 appearances and compiled a 4.50 ERA (32 ER/64.0 IP).
- Had eight outings of 3.0+ innings, recording a 3.77 ERA (13 ER/31.0 IP) in those contests.

## 2016:

- Pitched for the Japan Series Champion Hokkaido Nippon-Ham Fighters.
- Made 37 appearances (14 starts) and posted a 3.65 ERA (42 ER/103.2 IP).
- Tossed 23.0 scoreless innings across his final 16 appearances.
- His 0.64 ERA in relief was lowest by any pitcher in NPB with at least 25.0 innings.
- Was named an Outstanding Player in the 2016 Japan Series.

## 2017:

- Returned to MLB and pitched at three levels of the Rangers organization: the AZL Rangers, Triple-A Round Rock and Texas.
- In two games with the Rangers, allowed nine runs on 14 hits in 5.2 innings (14.29 ERA).

## 2018:

- Recorded three holds and posted a 2.93 ERA (5 ER/15.1 IP) with 14 strikeouts and three walks in 16 relief appearances for the Cubs.
- Did not walk a batter in his first 13 games (13.1 IP).
- Recorded a career-best 11.1 scoreless innings streak from June 17-July 4.
- Landed on the disabled list from July 8-17 (illness), and again from July 21-Aug. 11 (right mid-thoracic strain).
- Returned from the DL on Aug. 12 and was outrighted to Triple-A Iowa to finish the season...In 27 games for Iowa over the course of 2018, combined to go 0-3 with three saves and a 3.38 ERA.





NON-ROSTER

# BERGEN TRAVIS

79  
PITCHER

BIRTHDATE ..... October 8, 1993  
OPENING DAY AGE ..... 26  
BIRTHPLACE..... McDonough, GA  
RESIDENCE..... Jonesboro, GA  
TWITTER..... NA

BATS/THROWS ..... L/L  
HEIGHT/WEIGHT ..... 6-1/215  
CONTRACT STATUS..... signed thru 2020  
M.L. SERVICE ..... 0.146  
OPTIONS USED ..... 0 of 3

## PERSONAL:

- Travis Michael Bergen.
- Attended Kennesaw State University (GA)...Combined to go 16-9 with a 3.11 ERA (74 ER/214.2 IP) across three seasons for the Owls...Won two games in the Tallahassee Regional in 2014, earning Most Outstanding Player honours, and helping Kennesaw State reach super regionals in their first-ever tournament appearance.
- Has a wife, Elise, and a golden retriever, Tampa, named after the city in which they spent most of their time while Travis rehabbed from Tommy John Surgery in 2016.

## LAST SEASON:

- Held left-handed hitters to a .192 (5-for-26) average, while righties batted .265 (13-for-49).
- 16 of his 21 outings were scoreless.
- Made his **MLB debut** on March 29 at SD and faced one hitter, inducing an **Ian Kinsler** groundout to end the 6th inning.
- Earned his 1st career win as he retired the only batter he faced (**Avisail Garcia** fly out) on April 6, 2019 vs. TB.
- Placed on the 10-day injured list with a strained left shoulder on May 21...Transferred to the 60-day IL on July 18.
- Sent on rehab assignments with Advanced-A San Jose (2G) and Triple-A Sacramento (15G) from June 7-July 17...Activated on Aug. 8.
- Allowed four runs in 2.2 innings over three outings after his IL stint.
- Designated for assignment on Aug. 18 and returned to the Blue Jays on Aug. 21.
- Assigned to Triple-A Buffalo where he made three relief appearances to close out the season.

**Bold – career high; Red – league high**

Year	Club & League	W-L	ERA	G	GS	CG	ShO	SV	IP	H	R	ER	HR	HB	BB	IBB	SO	WP	BK	OBA
2015	Vancouver (NWL)	2-0	0.00	2	0	0	0	0	5.1	2	0	0	0	0	1	0	11	0	0	.111
2016	GCL Blue Jays (GCL)	0-0	0.00	3	0	0	0	0	3.0	1	0	0	0	0	0	0	4	0	0	.100
	Vancouver (NWL)	0-0	0.00	2	0	0	0	0	2.0	1	0	0	0	0	2	0	3	0	0	.143
2017	GCL Blue Jays (GCL)	0-1	3.00	6	6	0	0	0	9.0	7	4	3	2	1	3	0	8	0	0	.212
	Vancouver (NWL)	1-0	2.89	3	1	0	0	0	9.1	8	3	3	0	0	5	0	14	0	0	.222
2018	Dunedin (FSL)	0-1	1.71	16	0	0	0	1	21.0	16	4	4	0	1	6	0	31	2	0	.208
	New Hampshire (EAS)	4-1	0.50	27	0	0	0	7	35.2	26	8	2	2	3	9	0	43	1	0	.195
2019	San Jose (CAL)	0-0	0.00	2	0	0	0	0	1.2	2	0	0	0	0	1	0	3	0	0	.286
	Sacramento (PCL)	0-0	3.78	15	0	0	0	1	16.2	13	9	7	2	0	10	0	15	0	0	.206
	Buffalo (INT)	0-0	3.00	3	0	0	0	1	3.0	3	1	1	0	0	0	0	6	0	0	.250
	SAN FRANCISCO (NL)	2-0	5.49	21	0	0	0	0	19.2	18	12	12	4	1	9	2	18	1	1	.240
<b>Minor Totals</b>		7-3	1.69	79	7	0	0	10	106.2	79	29	20	6	5	37	0	138	3	0	.199
<b>MAJOR TOTALS</b>		2-0	5.49	21	0	0	0	0	19.2	18	12	12	4	1	9	2	18	1	1	.240

## TRANSACTIONS

- Selected by the Toronto Blue Jays in the 7th round of the 2015 First-Year Player Draft
- Selected by the San Francisco Giants in the Rule 5 Draft on December 13, 2018 (returned on August 21, 2019)
- On disabled list (left shoulder strain) from May 21-August 7, 2019

## GAME HIGHS

<b>ML Debut</b>	March 29, 2019 at SD	<b>ER Allowed</b>	4 – April 17, 2019 at WAS
<b>Innings Pitched:</b>		<b>HR Allowed</b>	2 – April 17, 2019 at WAS
<b>Starter</b>	None	<b>Low Hit CG</b>	None
<b>Reliever</b>	2.0 – 3x, last: May 14, 2019 vs. TOR	<b>Last Win</b>	April 12, 2019 vs. COL
<b>Walks:</b>		<b>Last Save</b>	None
<b>Starter</b>	None	<b>Last CG</b>	None
<b>Reliever</b>	2 – April 27, 2019 vs. NYY	<b>Last ShO</b>	None
<b>Strikeouts:</b>		<b>Last Start</b>	None
<b>Starter</b>	None	<b>Last Relief App.</b>	Aug. 17, 2019 at ARI
<b>Reliever</b>	5 – April 12, 2019 vs. COL	<b>Longest Win Streak</b>	2G – April 6, 2019-current
<b>Hits Allowed</b>	3 – 2x, last: May 10, 2019 vs. CIN	<b>Longest Losing Streak</b>	None
		<b>Scoreless Innings Streak</b>	6.2 – April 18-May 9, 2019



**MILESTONES**

Category	Date	Opponent	Notes
Win	1 April 6, 2019	Tampa Bay	as a reliever - 0.1 IP, 0H, 0ER, 0BB, 0K

**PROFESSIONAL CAREER:****MINORS:**

- Made two scoreless appearances after the 2015 draft for Class-A (short) Vancouver but ended up on the DL from July 13 until the end of the season.
- Had Tommy John surgery and missed most of the 2016 season.
- Made a total of nine appearances in 2017, going 1-1 with a 2.95 ERA between Vancouver and Rookie-level Bluefield.
- Appeared in 16 games for Advanced-A Dunedin to start his 2018 campaign...Was named a Mid-Season All-Star as he kept a 1.71 ERA with 31 strikeouts in 21.0 innings for the D-Jays.
- Joined Double-A New Hampshire for 27 outings...Went 4-1 there and yielded just two earned runs across 35.2 innings for a 0.50 ERA.
- Put together a scoreless stretch of 22.0 innings from July 3-Aug. 29.
- Was selected by the San Francisco Giants in the Rule 5 Draft in December.





# BICHETTE

## BO

# 11

## INFILDER

BIRTHDATE ..... March 5, 1998  
 OPENING DAY AGE ..... 22  
 BIRTHPLACE ..... Orlando, FL  
 RESIDENCE ..... St. Petersburg, FL  
 TWITTER ..... NA

BATS/THROWS ..... R/R  
 HEIGHT/WEIGHT ..... 6-0/185  
 CONTRACT STATUS ..... signed thru 2020  
 M.L. SERVICE ..... 0.063  
 OPTIONS USED ..... 0 of 3

### PERSONAL:

- Bo Joseph Bichette.
- Son of four-time All-Star **Dante Bichette** who played for California, Milwaukee, Colorado, Cincinnati and Boston over 14 Major League seasons (1988-2001).
- Played on the Florida Travel Baseball team with teammates **Sean Reid-Foley** and **Forrest Wall** in 2013.
- Attended Lakewood HS in St. Petersburg, FL.
- Heading into 2018, was ranked as the 8th overall prospect by Baseball America, 14th by MLB, and 19th by Baseball Prospectus.
- Ranked as Toronto's 2nd-best prospect and the 8th overall prospect by Baseball America heading into 2019...Ranked 11th overall by MLB and 12th overall by Baseball Prospectus.

### LAST SEASON:

- Set a team record with 61 hits in his first 46 career games (**Aaron Hill** - 58 in 2005)...His 11 home runs were also the most (**J.P. Arencibia** - 10 from 2010-2011).
- Became the 1st player in team history to start his career with a hitting streak of 11 games, ahead of **Jesse Barfield** (8G in 1981) and **Ryan Goins** (8G in 2013)...Was also the 3rd longest by a player 21 years old or younger to begin a career, behind **Rocco Baldelli** (13G in 2013) and **Eddie Murphy** (12G in 1912)...Hit .408 (20-for-29) with nine doubles and four homers over that stretch.
- Went 16-for-42 (.381) when leading off the 1st inning (5-2B, 2HR, 3BB)...His .381 AVG in such at-bats led the Majors (min. 40 PA) and was the 7th highest by a rookie dating back to 1974 (when leadoff stats were first recorded)...His 1.065 OPS in those plate appearances was 3rd highest this season and 3rd highest by a rookie all-time (courtesy STATS).
- Was the 8th MLB player since 1913 with 26+ hits in his first 15 games.
- The 17-game on-base streak to start his career was the longest in team history (**Aaron Hill** - 9G in 2005) and tied for the 2nd longest all-time to begin a career by a player 21 or younger (**Rocco Baldelli** - 24G in 2003; **Bill Russell** - 17G in 1969).
- Had his contract selected from Triple-A Buffalo on July 29 and made his **MLB debut** that night at KC...Singled in his 1st at-bat, becoming the 33rd player in team history to pick up a hit in his 1st career AB.
- His 29 extra-base in his first 43 games tied **Ryan Braun** (2007) for the 2nd most ever in a player's first 43 career games, trailing only **Joe DiMaggio** (31 in 1936).
- Hit his 1st home run off of **Jakob Junis** on July 31 at KC, doing so at 21 years and 148 days old to become the youngest player in team history to homer from the leadoff spot...Also doubled and singled for his 1st three-hit game...Tied a team record with six hits in his first three career games (5th time).
- Connected for his 2nd home run on Aug. 4 at BAL, ahead of **Cavan Biggio**, forming the 1st set of rookie back-to-back home runs in team history.
- On Aug. 5 at TB, homered again, doing so in back-to-back games for the 1st time in his career...Became the 2nd Blue Jay all-time to hit three home runs in his first eight career games, joining **Carlos Delgado** (1993).
- Singled and doubled on Aug. 6 at TB, becoming the 1st player in MLB history to record 10 extra-base hits in his first nine games (7-2B, 3-HR), surpassing **Alvin Davis** (9 in 1984), **Trevor Story** (9 in 2016) and **Pete Alonso** (9 in 2019).
- Recorded his 4th home run on Aug. 8 vs. NYY...Became the 8th Blue Jay to homer in his Rogers Centre debut.
- Had a double in nine straight games from July 31-Aug. 8, surpassing **Derek Lee** (8G in 2000) and **Yadier Molina** (8G in 2016) for the longest in Major League history.
- His nine-game extra-base hit streak from July 31-Aug. 8 (9-2B, 4-HR) was the longest by a rookie since **Ted Williams** in 1939 (4th rookie all-time to do so).
- Singled twice and doubled twice on Aug. 12 vs. TEX for his 1st career four-hit game...Gave him 15 extra-base hits, the most in a player's first 15 career games in MLB history.
- At 21 years and 168 days old, became the youngest Blue Jay all-time to hit a leadoff home run when he did so on Aug. 20 at LAD...In the 6th inning, hit a 2nd homer off of **Clayton Kershaw** (6th player to ever do so) for his 1st career multi-HR game.
- Finished a triple shy of the cycle on Aug. 24 at SEA and joined **Carlos Delgado** as the only Blue Jays to record eight home runs in their first 25 career games.
- Registered 39 hits in August, the most by a Toronto rookie in any calendar month (**Alex Rios**, **Reed Johnson**, **Steve Stiggs** - 34), and the most by any Blue Jays batter since **Melky Cabrera** had 40 in April of 2014.
- Recorded his 2nd multi-HR game on Sept. 5 at TB...Became the 4th Blue Jays rookie to hit two leadoff home runs in a season, joining **Rick Bosetti** (1978), **Reed Johnson** (2003) and **Devon Travis** (2015)...Hit 10 homers in his first 34 MLB games, the most by any Blue Jay (**Carlos Delgado** - 8; **Brett Lawrie** - 8)...His leadoff home run came on the 13th pitch, the first leadoff homer in a plate appearance of at least 13 pitches since **Dave Martinez** hit the 15th pitch out on June 23, 1989 at CHC...Marked the first Toronto homer on the 13th pitch or more since **Dave Berg** (13) on July 8, 2004 vs. SEA.
- Hit his 1st career walk-off home run in the 12th inning off **Tyler Lyons** on Sept. 13 vs. NYY, which was also his 1st career extra-inning home run...At 21 years, 192 days old, became the youngest Blue Jay ever to hit a walk-off homer, ahead of **Wille Canate** (21.219 on July 18, 1993 vs. KC), and the youngest to hit an extra-inning blast, ahead of **Brett Lawrie** (21.230 on Sept. 5, 2001 vs. NYY)...Tied for the 15th youngest player all-time to hit a walk-off homer, and became the 4th youngest to do so in the 12th inning or later...Also singled, doubled and drew a walk as part of a 3-for-5 night...Gave him 28 extra-base hits, the 3rd most all-time by a batter in his first 41 career games, trailing only **Joe DiMaggio** (30 in 1936) and **Ryan Braun** (29 in 2007).
- Was hit by a pitch on Sept. 19 vs. BAL and missed the remainder of the season due to concussion symptoms.

BIOGRAPHIES

LAST SEASON

HISTORY

RECORDS

OPPONENTS

PLAYER DEV.

MEDIA & MISC.



- Batted .275 with 16 doubles, two triples, eight home runs, 32 RBI and 15 stolen bases over 56 games with the Triple-A Buffalo Bisons.
- Landed on Buffalo's IL from April 24-June 7 with a broken left hand after being hit by a pitch.
- Was named the Bisons' Judge Michael Dillon Comeback Player of the Year...Hit .284 with 13 doubles, seven home runs, 24 RBI and 12 stolen bases in 41 contests after returning from his injury.

**Bold – career high; Red – league high**

Year	Club and League	AVG	G	AB	R	H	2B	3B	HR	RBI	BB	IBB	SO	SB	CS	OBP	SLG	OPS	SF	SH	HBP
2016	GCL Blue Jays (GCL)	.427	22	82	21	35	9	2	4	36	6	0	17	3	0	.451	.732	1.183	3	0	0
2017	Lansing (MID)	.384	70	284	60	109	32	3	10	51	28	0	55	12	3	.448	.623	1.071	0	0	5
	Dunedin (FSL)	.323	40	164	28	53	9	1	4	23	14	2	26	10	4	.379	.463	.842	2	0	2
2018	New Hampshire (EAS)	.286	131	539	95	154	43	7	11	74	48	1	101	32	11	.343	.453	.796	5	1	2
2019	Dunedin (FSL)	.545	4	11	4	6	2	0	0	1	5	0	3	1	0	.688	.727	1.415	0	0	0
	Buffalo (INT)	.275	56	222	34	61	16	2	8	32	19	0	48	15	5	.333	.473	.806	1	1	1
	TORONTO (AL)	.311	46	196	32	61	18	0	11	21	14	0	50	4	4	.358	.571	.929	0	1	1
<b>Minor Totals</b>		.321	323	1302	242	418	111	15	37	217	120	3	250	73	23	.380	.515	.894	2	11	10
<b>MAJOR TOTALS</b>		.311	46	196	32	61	18	0	11	21	14	0	50	4	4	.358	.571	.930	0	1	1

## HOME RUN BREAKDOWN

ONE GAME												
Total	H	A	2	3	4	GS	LO	XN	IP	PH	RHP	LHP
11	3	8	2	0	0	0	2	1	0	0	7	4

## TRANSACTIONS

- Selected by the Toronto Blue Jays in the 2nd round of the 2016 First-Year Player Draft

## GAME HIGHS

<b>ML Debut</b>	July 29, 2019 at KC	<b>Stolen Bases</b>	1 – 4x, last: Sept. 10, 2019 vs. BOS
<b>Runs</b>	3 – Aug. 12, 2019 vs. TEX	<b>Last ML Home Run</b>	Sept. 13, 2019 vs. NYY
<b>Hits</b>	4 – Aug. 12, 2019 vs. TEX	<b>Longest Hitting Streak</b>	11G – July 29-Aug. 6, 2019
<b>Home Runs</b>	2 – 2x, last: Sept. 5, 2019 at TB	<b>Longest On-Base Streak</b>	17G – July 29-Aug. 14, 2019
<b>RBI</b>	3 – 3x, last: Sept. 5, 2019 at TB	<b>Longest Hitless Streak</b>	12AB – Sept. 5-8, 2019

## MILESTONES

Category	Date	Opponent	Pitcher	Notes
<b>Hit</b>	1 July 29, 2019	at Kansas City	Keller	Single
<b>Home Run</b>	1 July 31, 2019	at Kansas City	Junis	1R
<b>Multi-HR Game</b>	1 Aug. 20, 2019	at Los Angeles (NL)	Kershaw, Kershaw	1R, 1R
	2 Sept. 5, 2019	at Tampa Bay	Pruitt, Drake	1R, 2R
<b>Leadoff HR</b>	1 Aug. 20, 2019	at Los Angeles (NL)	Kershaw	—
	2 Sept. 5, 2019	at Tampa Bay	Pruitt	—
<b>Walk-off HR</b>	1 Sept. 13, 2019	New York (AL)	Lyons	1R, 12th inning
<b>Extra-Inning HR</b>	1 Sept. 13, 2019	New York (AL)	Lyons	1R, 12th inning
<b>RBI</b>	1 July 31, 2019	at Kansas City	Junis	HR, 1R
<b>Stolen Base</b>	1 Aug. 6, 2019	at Tampa Bay	Roe	3rd base, part of DS
			C-d'Arnaud	


## PROFESSIONAL CAREER:

### MINORS:

- Began his pro career in 2016 with 22 games for the GCL Blue Jays...Batted .427 with a 1.183 OPS while driving in 36 runs en route to a Post-Season All-Star selection.
- Started the 2017 season with Class-A Lansing and slashed .384/.448/.623 over 70 contests.
- Was a Futures Game Selection and a Mid-Season All-Star.
- Jumped up to Advanced-A Dunedin in July of 2017 and played 40 games there to round out his season.
- Hit .323 (53-for-164) while with Dunedin, including 14 extra-base hits and 23 RBI.
- His honours at the end of 2017 included MiLB.com Organizational All-Star, Post-Season All-Star, MiLB.com Fans' Choice for Breakout Prospect, MiLB.com Staff Choice for Best Offensive Player, Baseball America Minor League All-Star, Baseball America Low Class-A All-Star, Midwest League MVP, and Midwest League Prospect of the Year.
- Played his entire 2018 campaign for Double-A New Hampshire.
- Was named an Eastern League Mid-Season All-Star and was a Futures Game Selection...Started at shortstop and went 1-for-3 to help the U.S. Futures to a 10-6 victory.
- Slashed .286/.343/.453 with 61 extra-base hits and 32 steals over 131 games.
- Ranked 1st in the Eastern League in hits (154), 1st in doubles (43), 1st in runs (95), 1st in total bases (244), T-1st in triples (7), 2nd in steals (32), T-5th in RBI (74) and 10th in batting average (.286).
- Batted .346 (9-for-26) in six playoff games, including a double, two RBI and three stolen bases as the Fisher Cats claimed the Eastern League Championship.
- At the end of the season, was named an Eastern League Post-Season All-Star and an MiLB.com Organizational All-Star.







# BIGGIO CAVAN

8

INFIELDER

BIRTHDATE ..... April 11, 1995  
 OPENING DAY AGE ..... 24  
 BIRTHPLACE ..... Houston, TX  
 RESIDENCE ..... Houston, TX  
 TWITTER ..... @doinitBiggio23

BATS/THROWS ..... L/R  
 HEIGHT/WEIGHT ..... 6-2/200  
 CONTRACT STATUS ..... signed thru 2020  
 M.L. SERVICE ..... 0.129  
 OPTIONS USED ..... 0 of 3

## PERSONAL:

- Cavan Thomas Biggio.
- Son of seven-time All-Star, five-time Silver Slugger, four-time Gold Glove Award winner and Hall of Famer **Craig Biggio**, who played his entire 20-year career with the Houston Astros.
- Attended St. Thomas High School in Houston, TX, and was selected by the Phillies in the 29th round of the 2013 draft but did not sign.
- Went on to play for the University of Notre Dame...Batted .246 in his freshman year, .258 as a sophomore, and .311 in his junior year.
- Ranked by Baseball America as Toronto's 9th-best prospect heading into the 2019 season (10th by MLB).
- Participated in the 2020 Blue Jays Winter Tour in Calgary, AB.

## LAST SEASON:

- Finished 5th in AL Rookie of the Year voting.
- Ended the season on a 29-game on-base streak, the longest by a Blue Jay in 2019 and the longest ever by a Toronto rookie (**Russ Adams** - 27G in 2005)...Had seven doubles, two triples, six home runs, 17 RBI and 25BB/34K for a .446 OBP over that stretch...Marks the longest on-base streak by a Blue Jay since **Jose Bautista's** 33-game stretch in 2016.
- His walk rate of 6.06 PA/BB was 4th highest in MLB (min. 400PA).
- Posted a .364 on-base percentage, the highest among AL rookies and the 3rd highest ever by a Toronto rookie (**Eric Hinske** - .365 in 2002; **John Olerud** - .364 in 1990).
- Recorded 71 walks through his first 100 career games, the most ever by a Blue Jay.
- Is 14-for-14 in stolen base attempts, the most successful attempts to begin a career in club history (**Shannon Stewart** - 10).
- Became the 5th player in MLB history with at least 16 home runs, 71 walks and 14 stolen bases in a rookie campaign (last: **Scott Rolen** in 1997).
- Did not ground into any double plays in 68 opportunities, the 2nd most without doing so among all MLB hitters.
- Had his contract selected from Triple-A Buffalo on May 24 and made his **MLB debut** that night vs. SD (0-for-3, 2K)...Along with **Vladimir Guerrero Jr.**, became the 1st sons of Hall of Famers to play on the same team.
- Collected his 1st MLB hit on May 26 vs. SD as he singled in the 2nd inning...Then hit his 1st career home run in the 4th, a solo blast into the 4th deck off of **Matt Wisler**...Added a single in the 5th inning, becoming the 10th player in Blue Jays history to record a three-hit game within his first three MLB contests (last: **Rowdy Tellez** - Sept. 6, 2018 vs. CLE).
- On June 13 at BAL, became the 5th player in Blue Jays history to have a multi-HR game within his first 15 career contests, joining **Doug Ault**, **Carlos Delgado**, **J.P. Arencibia** (2x) and **Vladimir Guerrero Jr.**
- Recorded his 2nd multi-HR game on June 17 vs. LAA, joining **J.P. Arencibia** (Aug. 7, 2010 vs. TB and April 1, 2011 vs. MIN) as the only batters in team history with two multi-HR games within their first 19 career games.
- Notched his 1st career grand slam on June 29 vs. KC...Was the 3rd go-ahead grand slam by a Blue Jays rookie all-time (**Glenallen Hill** - Sept. 1, 1989 vs. MIN; **Brett Lawrie** - Aug. 10, 2011 vs. OAK)...Set a career high with his four-RBI day.
- Went 3-for-4 with four RBI on July 1 vs. KC, joining **Junior Felix** (1989) as the only players in team history to record two 4+ RBI efforts within their first 32 career games.
- Became the 4th player since 1920 with 6+ HR, 5+ SB and 25+ BB in his first 35 MLB games (**Barry Bonds** - 1986; **Chris Dickerson** - 2009; **Kris Bryant** - 2015).
- Reached 50 hits and 50 walks in 74 games, the fastest in team history (**Fred McGriff** - 92G in 1986-1987).
- On Aug. 4 at BAL, followed **Bo Bichette's** home run with his 9th blast of the season...Marked the 1st time in franchise history that two rookies hit consecutive homers.
- Hit the 10th home run of his career and his 1st off of a left-handed pitcher (**Ryan Yarbrough**) on Aug. 6 at TB.
- Homered in back-to-back games for the 1st time on Aug. 30-31 vs. HOU.
- Collected his 13th home run of the season and his 8th at home on Sept. 10 vs. BOS.
- On Sept. 17 at BAL, joined **Kelly Gruber** (April 16, 1989 vs. KC) and **Jeff Frye** (Aug. 17, 2001 vs. TEX) as the only Blue Jays to hit for the cycle...Was his 1st career four-hit game and his 1st three-XB game...He and his dad, **Craig** (2002), became the 2nd father/son duo to ever record cycles, joining **Gary** and **Daryle Ward**...Also stole two bases in a game for the 1st time...Donated his batting gloves from the game to the National Baseball Hall of Fame.
- Became the 9th Toronto rookie to ever reach the 15-HR mark when he accomplished the feat on Sept. 19 at BAL...Was his 5th homer against the Orioles, his most vs. any team.
- Hit his 16th home run of the season and his 3rd vs. a left-handed pitcher on Sept. 23 vs. BAL.
- Became the 1st player in team history to bunt for a double when he beat the shift on Sept. 27 vs. TB.
- Played in each of the Bisons' 43 games before his callup, batting .312 (43-for-138) with 15 extra-base hits, 27 RBI and a 34BB/28K ratio.

BIOGRAPHIES

LAST SEASON

HISTORY

RECORDS

OPPONENTS

PLAYER DEV.

MEDIA &amp; MISC.



**Bold – career high; Red – league high**

Year	Club and League	AVG	G	AB	R	H	2B	3B	HR	RBI	BB	IBB	SO	SB	CS	OBP	SLG	OPS	SF	SH	HBP
2016	Vancouver (NWL)	.282	53	202	24	57	11	3	0	21	29	0	28	9	3	.382	.366	.748	2	0	5
	Lansing (MID)	.222	9	36	3	8	1	0	0	5	4	0	7	2	0	.310	.250	.560	1	0	1
2017	Dunedin (FSL)	.233	127	463	75	108	17	5	11	60	74	3	140	11	7	.342	.363	.705	7	6	6
2018	New Hampshire (EAS)	.252	132	449	80	113	23	5	26	99	100	4	148	20	8	.388	.499	.887	8	1	5
2019	Turkoto (INT)	.312	43	138	23	43	8	1	6	27	34	0	28	5	1	.448	.514	.962	0	1	1
	TORONTO (AL)	.234	100	354	66	83	17	2	16	48	71	0	123	14	0	.364	.429	.793	0	2	2
<b>Minor Totals</b>		.249	321	1150	182	286	52	13	37	185	207	7	323	42	18	.366	.413	.779	18	7	17
<b>MAJOR TOTALS</b>		.234	100	354	66	83	17	2	16	48	71	0	123	14	0	.364	.429	.793	0	2	2

**HOME RUN BREAKDOWN**

ONE GAME															
Total	H	A	2	3	4	GS	LO	XN	IP	PH	RHP	LHP			
16	9	7	2	0	0	1	0	0	0	0	13	3			

**TRANSACTIONS**

- Selected by the Toronto Blue Jays in the 5th round of the 2016 First-Year Player Draft

**GAME HIGHS**

<b>ML Debut</b>	May 24, 2019 vs. SD	<b>Stolen Bases</b>	2 – Sept. 17, 2019 at BAL
<b>Runs</b>	3 – 3x, last: Sept. 17, 2019 at BAL	<b>Last ML Home Run</b>	Sept. 23, 2019 vs. BAL
<b>Hits</b>	4 – Sept. 17, 2019 at BAL	<b>Longest Hitting Streak</b>	7G – Sept. 17-23, 2019
<b>Home Runs</b>	2 – 2x, last: June 17, 2019 vs. LAA	<b>Longest On-Base Streak</b>	29G – Aug. 23, 2019-current
<b>RBI</b>	4 – 3x, last: Sept. 17, 2019 at BAL	<b>Longest Hitless Streak</b>	17AB – July 19-26, 2019

**MILESTONES**

Category	Date	Opponent	Pitcher	Notes
<b>Hit</b>	1 May 26, 2019	San Diego	Erlin	Single
<b>Home Run</b>	1 May 26, 2019	San Diego	Wisler	1R
<b>Multi-HR Game</b>	1 June 13, 2019	at Baltimore	Ynoa, Lucas	1R, 1R
	2 June 17, 2019	Los Angeles (AL)	García, Peña	1R, 2R
<b>Grand Slam HR</b>	1 June 29, 2019	Kansas City	Bailey	5th inning
<b>RBI</b>	1 May 26, 2019	San Diego	Wisler	1R, HR
<b>Stolen Base</b>	1 June 1, 2019	at Colorado	Gray	2nd base
			C-Wolters	

**PROFESSIONAL CAREER:****MINORS:**

- Kicked off his pro career in 2016 with the Class-A (short) Vancouver Canadians...Hit .282 with 14 extra-base hits and 21 RBI there...Was named a Mid-Season All-Star.
- Was promoted to Class-A Lansing for nine games to round out his 2016 campaign...Batted .222 with a double and four RBI for the Lugnuts.
- Played his entire 2017 season for Advanced-A Dunedin.
- Led the Florida State League with 75 runs and 74 walks while ranking T-8th in RBI (60).
- Hit his 1st professional home run on April 28 at Fort Myers.
- Was named a Florida State League Mid-Season All-Star.
- Spent all of 2018 with Double-A New Hampshire.
- Led the Eastern League in home runs (26), walks (100), slugging percentage (.499) and OPS (.887)...Ranked 2nd in RBI (99), 3rd in OBP (.388), 4th in total bases (244), T-8th in triples (5) and T-10th in stolen bases (20).
- Was named a Mid-Season All-Star for the third straight year.
- In the playoffs, went 6-for-20 (.300) with a double, a home run, six walks (.462 OBP) and nine RBI across six games to help the Fisher Cats to an Eastern League Championship.
- At season's end, claimed Eastern League Most Valuable Player and Eastern League Rookie of the Year...Was also named an MiLB.com Organizational All-Star and a Post-Season All-Star.
- Played for the Surprise Saguaros in the Arizona Fall League and was named one of the 2018 Rising Stars as he slashed .262/.400/.415 with four doubles, two homers and 10 RBI over 19 games.





# BORUCKI RYAN

56  
PITCHER

BIRTHDATE ..... March 31, 1994  
OPENING DAY AGE ..... 25  
BIRTHPLACE ..... Highland Park, IL  
RESIDENCE ..... Mundelein, IL  
TWITTER ..... @ryan\_borucki

BATS/THROWS ..... L/L  
HEIGHT/WEIGHT ..... 6-4/215  
CONTRACT STATUS ..... signed thru 2020  
M.L. SERVICE ..... 1.088  
OPTIONS USED ..... 2 of 3

## PERSONAL:

- Ryan Joseph Borucki.
- Attended Mundelein High School in his hometown of Mundelein, Illinois.
- Ranked 12th on Major League Baseball's Top 30 Blue Jays prospects list and ranked as Toronto's 10th-best prospect by Baseball America entering 2018.
- Participated in the 2019 Blue Jays Winter Tour.
- Wears number 56 as a tribute to five-time All-Star **Mark Buehrle**, his favourite player growing up.

## LAST SEASON:

- Was limited to two starts due to a pair of lengthy stints on the injured list.
- Made five Spring Training starts, going 2-1 with a 3.24 ERA (6 ER/16.2 IP) and a .254 OBA, but then missed Toronto's first 101 regular season games due to left elbow inflammation.
- Posted a 3.00 ERA (6 ER/18.0 IP) over four rehab starts across three levels: one for the GCL club, one for Advanced-A Dunedin and two for Triple-A Buffalo.
- Came off the 60-day IL to make his season debut on July 22 vs. CLE...Lasted 4.2 innings, allowing 4R/2ER on seven hits (4BB, 3K) while throwing 94 pitches (47 strikes)...Gave him 12 starts of 2ER-or-less, the most by any Blue Jay all-time in his first 18 career games (**Juan Guzman** - 11, **Gustavo Chacin** - 11)...Became the 10th player in team history to reach 100+ IP within his first 18 MLB contests, and the first to do so since **Henderson Alvarez** in 2011-2012...Was also one of 11 Toronto pitchers to reach the 70-SO mark in that time frame.
- Made his 2nd and final start of the season on July 27 vs. TB...Allowed six earned runs to tie a career high over just 2.0 innings of work (8H, 2HR, 2BB, 3K).
- Landed on the IL for the 2nd time on July 28 with left elbow inflammation and remained there for the rest of the season.
- Underwent surgery to remove a spur in his left elbow on Aug. 8 with Dr. James Andrews.

**Bold – career high; Red – league high**

Year	Club & League	W-L	ERA	G	GS	CG	ShO	SV	IP	H	R	ER	HR	HB	BB	IBB	SO	WP	BK	OBA
2012	GCL Blue Jays (GCL)	1-0	3.00	4	0	0	0	0	6.0	4	2	2	1	0	0	0	10	0	0	.182
2014	Bluefield (APP)	2-1	2.70	8	6	0	0	0	33.1	26	11	10	2	1	6	0	30	2	0	.211
	Vancouver (NOR)	1-1	1.90	5	4	0	0	1	23.2	13	8	5	1	1	3	0	22	1	0	.159
2015	GCL Blue Jays (GCL)	0-0	0.00	1	0	0	0	0	1.0	1	0	0	0	0	0	0	1	0	0	.250
	Vancouver (NWL)	0-1	3.86	2	2	0	0	0	4.2	6	2	2	0	0	3	0	6	0	0	.300
2016	Lansing (MID)	10-4	2.41	20	20	1	0	0	115.2	105	36	31	1	5	26	0	107	9	2	.247
	Dunedin (FSL)	1-4	14.40	6	6	0	0	0	20.0	40	33	32	10	0	12	0	10	0	0	.421
2017	Dunedin (FSL)	6-5	3.58	19	18	0	0	0	98.0	95	49	39	5	7	27	0	109	7	2	.255
	New Hampshire (EAS)	2-3	1.94	7	7	0	0	0	46.1	31	11	10	2	4	8	1	42	1	0	.187
	Buffalo (INT)	0-0	0.00	1	1	0	0	0	6.0	6	0	0	0	0	1	0	6	0	0	.273
2018	Buffalo (INT)	6-5	3.27	13	13	1	1	0	77.0	62	29	28	6	3	28	0	58	0	0	.221
	TORONTO (AL)	<b>4-6</b>	3.87	<b>17</b>	<b>17</b>	0	0	0	<b>97.2</b>	96	48	42	<b>7</b>	2	<b>33</b>	3	<b>67</b>	2	0	.256
2019	GCL Blue Jays (GCL)	0-0	0.00	1	1	0	0	0	3.0	0	0	0	0	0	0	0	6	0	0	.000
	Dunedin (FSL)	0-0	0.00	1	1	0	0	0	4.0	1	0	0	0	0	0	0	4	0	0	.083
	Buffalo (INT)	1-0	4.91	2	2	0	0	0	11.0	11	7	6	4	0	3	0	9	1	0	.262
	TORONTO (AL)	0-1	10.80	2	2	0	0	0	6.2	15	10	8	2	0	6	0	6	0	0	.441
<b>Minor Totals</b>		30-24	3.30	90	81	2	1	1	449.2	401	188	165	32	21	117	1	420	21	4	.239
<b>MAJOR TOTALS</b>		4-7	4.31	19	19	0	0	0	104.1	111	58	50	9	2	39	3	73	2	0	.271

## TRANSACTIONS

- Selected by the Toronto Blue Jays in the 15th round of the 2012 First-Year Player Draft

## GAME HIGHS

<b>ML Debut</b>	June 26, 2018 vs. HOU	<b>ER Allowed</b>	6 – 2x, last: July 27, 2019 vs. TB
<b>Innings Pitched:</b>		<b>HR Allowed</b>	2 – 2x, last: Sept. 29, 2018 at TB
<b>Starter</b>	8.0 – 2x, last: Sept. 17, 2018 at BAL	<b>Low Hit CG</b>	None
<b>Reliever</b>	None	<b>Last Win</b>	Sept. 17, 2018 at BAL
<b>Walks:</b>		<b>Last Save</b>	None
<b>Starter</b>	4 – 5x, last: July 22, 2019 vs. CLE	<b>Last CG</b>	None
<b>Reliever</b>	None	<b>Last ShO</b>	None
<b>Strikeouts:</b>		<b>Last Start</b>	July 27, 2019 vs. TB
<b>Starter</b>	8 – July 2, 2018 vs. DET	<b>Last Relief App.</b>	None
<b>Reliever</b>	None	<b>Longest Win Streak</b>	2G – Aug. 3-9, 2018
<b>Hits Allowed</b>	9 – Aug. 9, 2018 vs. BOS	<b>Longest Losing Streak</b>	3G – Sept. 23, 2018-current
		<b>Scoreless Innings Streak</b>	11.0 – Sept. 17-23, 2018



## MILESTONES

Category	Date	Opponent	Notes
Start	1 June 26, 2018	at Houston	L - 6.0 IP, 6H, 2ER, 4BB, 3K
Win	1 Aug. 3, 2018	at Seattle	8.0 IP, 4H, 1ER, 2K

## PROFESSIONAL CAREER:

## MINORS:

- Selected by the Blue Jays in the 15th round of the 2012 First-Year Player Draft and was assigned to the Rookie-level Gulf Coast League Blue Jays.
- Pitched six innings in the GCL in 2012, posting a 1-0 record and a 3.00 ERA before undergoing Tommy John surgery, which caused him to miss the entire 2013 season.
- In 2014, pitched for the Rookie-level Bluefield Blue Jays and the Low-A Vancouver Canadians...Posted a combined record of 3-2 with a 2.37 ERA and 52 strikeouts in 57 innings pitched.
- Made only three appearances in the 2015 season due to injury (bone spurs in left elbow), posting an 0-1 record, a 3.18 ERA and seven strikeouts.
- Assigned to Advanced-A Dunedin to open the 2016 Minor League season...Struggled with Dunedin, posting a 14.40 ERA through six starts before being assigned to the Class-A Lansing Lugnuts...With the Lugnuts, made 20 starts and recorded a 10-4 record, a 2.41 ERA and 107 strikeouts.
- Was added to Toronto's 40-man roster after the 2016 season to protect him from the Rule 5 Draft.
- Assigned to the Advanced-A Dunedin Blue Jays for the start of the 2017 season.
- Pitched in 19 games (18 starts) for Dunedin, going 6-5 with a 3.58 ERA and 109 strikeouts over 98.0 innings.
- Was promoted to Double-A New Hampshire on July 20, 2017.
- Made his Double-A debut on July 23 at Trenton, throwing seven scoreless innings while allowing just two hits (2BB, 4K).
- After seven starts with the Fisher Cats (2-3, 1.94 ERA) was promoted to Triple-A Buffalo on Aug. 29, 2017.
- Made one start for the Bisons, taking the mound on Aug. 31 vs. Pawtucket, striking out six batters over six scoreless innings while allowing six hits and one walk.
- At the end of the 2017 campaign, was named an Organizational All-Star by MiLB.com.

## 2018:

- Made 11 starts of at least 6.0 innings while giving up two-or-fewer runs...Had 11 quality starts to lead all AL rookies and tie **Marco Estrada** for the most on the team...Had the most quality starts in a season by a Blue Jays rookie since **Marcus Stroman** had 14 in 2014.
- His 3.87 ERA ranked 6th best all-time by a Blue Jays rookie (min. 12 starts).
- Finished the season with a 2.64 ERA (13 ER/33.1 IP) at home and a 4.89 ERA (29 ER/53.1 IP) on the road.
- Went 6-5 with a 3.27 ERA over 13 starts for Triple-A Buffalo.
- Made four starts of 7.0 innings for the Bisons (including each of his last two outings) and allowed runs in just one of those games.
- Earned his 1st Triple-A win on April 25 at Durham (6.0 IP, 5H, 1ER, 3BB, 5K).
- Earned the win in his last start for the Bisons, throwing 7.0 scoreless innings for a complete game shutout in Game 1 of a doubleheader on June 19 at Pawtucket (3H, 1BB, 4K).
- Made his **MLB debut** on June 26 vs. HOU...Became the 44th player in club history to make his MLB debut as a starting pitcher (last: **Chris Rowley** on Aug. 12, 2017 vs. PIT)...Allowed two runs on six hits over 6.0 IP (4BB, 3K)...It was the 15th quality start by a Jays pitcher in an MLB debut and the first since **Zach Stewart** in 2011.
- Gave up a run on four singles in the 1st inning and then retired the next 13 batters he faced on July 2 vs. DET...Recorded eight strikeouts without a walk...The eight K's tied **Roy Halladay** (Sept. 27, 1998 vs. DET) for the most by a Blue Jay in his MLB home debut...Joined Halladay (Sept. 27, 1998 vs. DET) as the only pitchers in team history with an 8-SO and 0-BB performance within their first two MLB games.
- Allowed one run over 7.0 innings (1BB, 5K) on July 8 vs. NYY...Joined **Ricky Romero** (2009) as the only pitchers in team history to throw 6+ innings while allowing 2ER-or-less in each of his first three MLB starts...Had 16 strikeouts through his first three MLB starts, tying **Marc Rzepczynski** (2009) for 2nd most by a Blue Jays pitcher in his first three MLB games (**Jerry Garvin** - 18 in 1977).
- Received a no-decision on July 13 vs. BOS as he allowed a career-high seven runs (8H, 4ER, 4BB, 5K).
- Was optioned to Triple-A Buffalo on July 14 and recalled on July 24.
- Took the loss on July 24 vs. MIN when he allowed two runs (both unearned) on six hits over 6.0 innings, making it the 1st OER outing of his career...Did not walk a batter for the 2nd time.
- On July 29 at CWS, an hour from his hometown of Mundelein, had over 200 family and friends on hand as he tossed 6.0 innings and allowed just two unearned runs.
- Earned his 1st win on Aug. 13 at SEA after recording a career-long 8.0 IP and gave up just one unearned run on four hits (2K, 0BB)...Held a 2.30 ERA (11 ER/43.0 IP) through seven starts, the best all-time among Blue Jays starters in his first seven MLB games (**Gustavo Chacin** - 2.51, **Juan Guzman** - 2.75)...Had 30 strikeouts through his first seven starts, tied for 5th most in team history...Had one-or-fewer runs of support in five of his first seven starts.
- Earned his 2nd win on Aug. 9 vs. BOS while giving up four runs and allowing a career-high nine hits over 5.0 innings (3BB, 2K)...Had his homerless streak come to an end at 47.1 innings, tied for the 3rd longest all-time by a Blue Jay to start their career...Six of his first eight starts were quality starts.
- Tossed his shortest outing of the year on Aug. 19 at NYY, lasting 0.2 IP while giving up six ER, including his 1st grand slam...Was the shortest non-injury shortened start by a Blue Jays pitcher since **Francisco Liriano** on April 7, 2017 at TB (0.1 IP).
- Made his 1st interleague start on Aug. 24 vs. PHI and earned his 3rd win while allowing 2ER over 6.1IP (7H, 1BB, 5K).
- Earned his 4th win on Sept. 17 at BAL after tossing 8.0 shutout innings (1BB, 7K)...Tied his career-long outing (Aug. 3 at SEA)...Tied his personal best by allowing just three hits.
- Allowed three-or-less hits in four straight starts from Sept. 4-23 to tie a Blue Jays record (**Juan Guzman** in 1991, **Roger Clemens** in 1998, **Marco Estrada** in 2015).
- Made his 17th and final start on Sept. 29 at TB...Allowed four runs on seven hits over 6.2 IP (3BB, 3K).
- Posted a September ERA of 2.65 (10 ER/34.0 IP) with an OBA of .165, 4th best among AL starters.

## TORONTO, MOST CONSECUTIVE STARTS WITH THREE-OR-LESS HITS

Ryan Borucki	4	09/04/18-09/23/18
Marco Estrada	4	07/30/15-08/15/15
Roger Clemens	4	08/20/98-09/05/98
Juan Guzman	4	06/22/91-07/07/91
Nine Players	3	12 Times





NON-ROSTER

# BURNS ANDY

# 75

  
INFILDER

BIRTHDATE ..... August 7, 1990  
 OPENING DAY AGE ..... 29  
 BIRTHPLACE ..... Greenville, SC  
 RESIDENCE ..... Fort Collins, CO  
 TWITTER ..... NA

BATS/THROWS ..... R/R  
 HEIGHT/WEIGHT ..... 6-2/205  
 CONTRACT STATUS ..... signed thru 2020  
 M.L. SERVICE ..... 0.036  
 OPTIONS USED ..... 1 of 3

## PERSONAL:

- Andrew David Burns.
- Graduated from Rocky Mountain High School in Fort Collins, Colorado.
- Selected by the Colorado Rockies in the 25th round of the 2008 MLB Draft, but opted to attend college.
- Enrolled at the University of Kentucky and played for the Wildcats for two seasons.
- He then transferred to the University of Arizona but did not play for the Wildcats, signing with Toronto instead.

## LAST SEASON:

- Batted .275 with 17 doubles, three triples, 19 home runs and 63 RBI across 118 games for Triple-A Buffalo.
- Led the Bisons in games played (118), hits (113), walks (57) and OBP (.364).
- Hit .322 with 23 extra-base hits in 63 home games, and was named the Buffalo's Jimmy Griffin Hometown Hero for his home offensive numbers.
- His 355 games played over three seasons with the Bisons has him ranked 5th in the team's modern era (1985-present).
- After the season, played for Sydney in the Australian Baseball League...Batted .311 (38-for-122) in 35 games there, with seven doubles, four home runs and 23 RBI (.870 OPS).

*Bold – career high; Red – league high*

Year	Club and League	AVG	G	AB	R	H	2B	3B	HR	RBI	BB	IBB	SO	SB	CS	OBP	SLG	OPS	SF	SH	HBP
2011	GCL Blue Jays (GCL)	.625	5	16	5	10	0	0	1	7	2	0	0	0	1	.650	.813	1.463	0	1	1
	Vancouver (NOR)	.179	23	84	10	15	4	0	2	7	6	0	14	2	1	.233	.298	.531	0	0	0
2012	Lansing (MID)	.248	78	278	57	69	25	4	9	37	38	0	75	15	2	.351	.464	.815	0	2	7
2013	Dunedin (FSL)	.327	64	248	45	81	15	5	8	53	25	0	38	21	9	.383	.524	.907	0	7	2
	New Hampshire (EAS)	.253	64	265	40	67	19	2	7	32	23	0	55	12	5	.309	.419	.728	0	3	0
2014	New Hampshire (EAS)	.255	133	495	71	126	32	5	15	63	41	1	99	18	8	.315	.430	.745	3	8	6
2015	New Hampshire (EAS)	.238	6	21	5	5	0	0	1	1	3	0	3	0	0	.333	.381	.714	0	0	0
	Buffalo (INT)	.293	126	478	60	140	26	0	4	45	38	0	69	6	9	.351	.372	.723	5	1	5
2016	Buffalo (INT)	.230	111	418	42	96	25	1	8	38	33	0	82	13	5	.285	.352	.637	1	2	0
	TORONTO (AL)	.000	10	6	2	0	0	0	0	0	0	0	2	0	0	.143	.000	.143	0	0	1
2017	Lotte (KBO)	.303	116	423	71	128	38	0	15	57	29	0	100	10	7	.361	.499	.859	3	2	11
2018	Lotte (KBO)	.268	133	462	80	124	34	5	23	64	33	2	133	5	2	.329	.513	.842	0	1	9
2019	Buffalo (INT)	.275	118	411	60	113	17	3	19	63	57	0	83	6	6	.364	.470	.834	0	3	2
<b>Minor Totals</b>		.266	728	2714	395	722	163	20	74	346	266	1	518	93	46	.334	.423	.756	9	27	23
<b>MAJOR TOTALS</b>		.000	10	6	2	0	0	0	0	0	0	0	2	0	0	.143	.000	.143	0	0	1

## TRANSACTIONS

- Selected by the Toronto Blue Jays in the 11th round of the 2011 First-Year Player Draft
- Signed by the Lotte Giants (KBO) on January 8, 2017
- Signed by the Toronto Blue Jays on February 28, 2019

## GAME HIGHS

ML Debut	May 9, 2016 at SF	Stolen Bases	None
Runs	1 – 2x, July 19, 2016 at ARI	Last ML Home Run	None
Hits	None	Longest Hitting Streak	None
Home Runs	None	Longest On-Base Streak	1G – May 11, 2016
RBI	None	Longest Hitless Streak	6AB – May 9-June 17, 2016





**PROFESSIONAL CAREER:****MINORS:**

- Split 2013 with Advanced-A Dunedin (64 games) and Double-A New Hampshire (64 games)...Was named a Florida State League Mid-Season All-Star...Started at third in the 2013 FSL All-Star game.
- Played in the Arizona Fall League following the 2013 season...Earned Player of the Week honours while there.
- Named Best Third Baseman in Florida State League by Baseball America in 2013.
- Spent all of 2014 with Double-A New Hampshire and hit .255 with 52 extra-base hits in 133 contests.
- Began the 2015 season with the Fisher Cats and was promoted to Triple-A Buffalo on April 16.
- Finished the season ranked 6th in the International League in hits (140) and 10th in OBP (.351).
- Ranked 2nd on the Bisons in games (126), runs (60), doubles (26), extra-base hits (30), RBI (45), total bases (178) and slugging (.372)...Was also 3rd on Bisons in walks (38) and tied for 4th in home runs (4).
- Played every defensive position for the Bisons in 2015, except for C and CF...Made 50 starts at 3B, 43 at 2B, 13 at 1B, six at SS, six in LF and one in RF.

**2016:**

- Played the majority of the campaign with Triple-A Buffalo.
- Had his contract purchased on May 6.
- Made his MLB debut on May 9 at SF as he pinch-hit for **Aaron Sanchez** in the 8th inning.
- Made four stints with the Blue Jays but did not register a hit in his 10 games (6AB, HBP, 2K).

**2017:**

- Played 116 games for the Lotte Giants of the Korean Baseball Organization.
- Batted .303 with 38 doubles and 15 home runs to help Lotte to a 3rd-place finish.

**2018:**

- Signed on for another year with the Giants.
- Slashed .268/.329/.513 across 133 contests while connecting for 34 doubles, five triples and 23 homers.

### BLUE JAYS, MOST CONSECUTIVE GAMES WITH 1+ DOUBLE – ALL-TIME

32	07/22/2007 - 08/25/2007
31	04/10/2015 - 05/12/2015
31	06/21/2009 - 07/28/2009
31	07/09/2008 - 08/13/2008
31	04/11/2004 - 05/14/2004
29	07/27/1990 - 08/25/1990
29	08/14/1987 - 09/15/1987
27	07/16/1995 - 08/12/1995
26	08/31/2008 - 09/27/2008
26	06/24/1986 - 07/23/1986
25	08/25/2017 - 09/20/2017





# CANTWELL PATRICK

70  
CATCHER

NON-ROSTER

BIRTHDATE ..... April 10, 1990  
OPENING DAY AGE ..... 29  
BIRTHPLACE ..... West Islip, NY  
RESIDENCE ..... West Islip, NY  
TWITTER ..... NA

BATS/THROWS ..... R/R  
HEIGHT/WEIGHT ..... 6-2/215  
CONTRACT STATUS ..... signed thru 2020  
M.L. SERVICE ..... 0.000  
OPTIONS USED ..... 0 of 3

## PERSONAL:

- Patrick Francis Cantwell.
- Attended West Islip High School (NY) before going to SUNY Stony Brook University (NY).
- Was originally selected by the Baltimore Orioles in the 39th round in 2011 but did not sign...Was taken in the 3rd round by the Texas Rangers in 2012, 11 picks after the Blue Jays selected **Anthony Alford**.

## LAST SEASON:

- Signed a Minor League deal with the Blue Jays and spent the majority of the season with Triple-A Buffalo.
- Hit .217 with four extra-base hits in his 22 games with the Bisons.
- Caught seven of 22 stolen base attempts (31.8%).
- Landed on the injured list on two occasions.
- Was given a 'Fremo' Vallone Community Service Award at the end of the season...Spent extra time with fans before and after games, helped at the Bisons Youth Camp, attended the club's visit to the Miracle League on Grand Island, and volunteered for other community engagement programs.

*Bold – career high; Red – league high*

Year	Club and League	AVG	G	AB	R	H	2B	3B	HR	RBI	BB	IBB	SO	SB	CS	SLG	OBP	OPS	SF	SH	HBP
2012	Spokane (NOR)	.255	53	200	24	51	11	1	1	22	16	0	37	1	3	.342	.335	.677	3	1	12
2013	Myrtle Beach (CAR)	.249	70	257	35	64	13	0	1	24	17	0	44	5	2	.313	.311	.624	2	5	8
2014	Frisco (TEX)	.268	76	276	43	74	15	1	1	33	20	0	58	1	2	.360	.341	.701	4	3	22
2015	Frisco (TEX)	.187	60	198	22	37	3	2	3	19	16	0	43	0	0	.256	.268	.524	2	2	3
	Round Rock (PCL)	.136	16	44	4	6	0	1	0	3	2	0	12	0	1	.240	.182	.422	0	2	4
2016	AZL Rangers (AZL)	.571	2	7	1	4	1	1	1	2	0	0	3	0	0	.571	1.429	2.000	0	0	0
	Round Rock (PCL)	.262	54	183	16	48	8	0	0	11	15	0	49	4	4	.327	.306	.633	1	0	3
2017	Round Rock (PCL)	.133	7	30	1	4	0	0	0	1	0	0	11	1	0	.188	.133	.321	0	0	2
	New Hampshire (EAS)	.250	2	4	0	1	1	0	0	2	0	0	1	0	0	.250	.500	.750	0	0	0
2018	New Hampshire (EAS)	.276	40	127	21	35	4	2	4	19	18	0	31	2	1	.386	.433	.819	2	2	6
2019	GCL Blue Jays (GCL)	.000	4	5	2	0	0	0	0	0	0	0	1	2	0	.375	.000	.375	2	0	3
	Buffalo (INT)	.217	22	69	6	15	4	0	0	5	9	0	24	1	0	.316	.275	.591	1	0	1
<b>Minor Totals</b>		.242	406	1400	175	339	60	8	11	141	113	0	314	17	13	.324	.320	.644	18	14	64

## TRANSACTIONS

- Selected by the Texas Rangers in the 3rd round of the 2012 First-Year Player Draft
- Traded to the Toronto Blue Jays in exchange for cash considerations on May 6, 2017
- Signed by the Toronto Blue Jays on December 6, 2018
- Signed by the Toronto Blue Jays on January 20, 2020

## PROFESSIONAL CAREER:

### MINORS:

- Got his start in 2012 and hit .255 for Class-A (short) Spokane.
- Spent 2013 with Advanced-A Myrtle Beach and batted .249 over 70 contests.
- Set career highs in doubles (15), RBI (33) and games played (76) in 2014 while playing the full season for Double-A Frisco.
- Played 76 games again in 2015, splitting time with Frisco (60) and Triple-A Round Rock (16) but combined to hit .178.
- Played most of his 2016 campaign with Round Rock, slashing .262/.327/.306 over 54 contests.
- Split just nine games in 2017 between Round Rock and Double-A New Hampshire as he was traded to the Blue Jays on May 6.
- Landed on the disabled list on May 9 for the remainder of the 2017 season.
- Spent his entire 2018 campaign with Double-A New Hampshire.
- Batted a career-high .276 (35-for-127) across 40 games while also posting personal bests in home runs (4), OBP (.386) and SLG (.433).
- Made a pair of stints on the seven-day disabled list (June 22-Aug. 3 and Aug. 10-19).





NON-ROSTER

# COLE

## A.J.

# 36

## PITCHER

BIRTHDATE ..... January 5, 1992  
 OPENING DAY AGE ..... 28  
 BIRTHPLACE ..... Winter Springs, FL  
 RESIDENCE ..... Longwood, FL  
 TWITTER ..... NA

BATS/THROWS ..... R/R  
 HEIGHT/WEIGHT ..... 6-5/240  
 CONTRACT STATUS ..... signed thru 2020  
 M.L. SERVICE ..... 2.124  
 OPTIONS USED ..... 3 of 3

### PERSONAL:

- Andrew Jordan Cole.
- Graduated from Oviedo High School (FL) in 2010 and signed a National Letter of Intent to pitch at the University of Miami but signed with the Nationals just prior to the signing deadline (record \$2,000,000 signing bonus for a fourth round pick).
- Grew up watching Braves pitcher **John Smoltz** and emulated his throwing motion.

### LAST SEASON:

- Opened the year with Triple-A Columbus where he made 13 relief appearances.
- Had his contract purchased by the Indians on May 11.
- Allowed no earned runs in 18 of his 25 outings with Cleveland.
- Struck out 30 batters over 26.0 big-league innings for a 10.38 SO/9.
- Landed on the injured list with a right shoulder impingement from Aug. 10 through the end of the season.

### Bold – career high; Red – league high

Year	Club & League	W-L	ERA	G	GS	CG	ShO	SV	IP	H	R	ER	HR	HB	BB	IBB	SO	WP	BK	OBA
2010	Vermont (NYP)	0-0	0.00	1	0	0	0	0	1.0	1	0	0	0	0	1	0	1	0	0	.333
2011	Hagerstown (SAL)	4-7	4.04	20	18	0	0	0	89.0	87	47	40	6	2	24	0	108	7	0	.251
2012	Stockton (CAL)	0-7	7.82	8	8	0	0	0	38.0	60	40	33	7	3	10	0	31	2	1	.364
	Burlington (MID)	6-3	2.07	19	19	0	0	0	95.2	78	32	22	7	4	19	0	102	3	1	.222
2013	Potomac (CAR)	6-3	4.25	18	18	0	0	0	97.1	96	50	46	12	4	23	0	102	6	1	.257
	Harrisburg (EAS)	4-2	2.18	7	7	0	0	0	45.1	31	13	11	3	0	10	1	49	1	0	.188
2014	Harrisburg (EAS)	6-3	2.92	14	14	1	1	0	71.0	79	30	23	1	3	15	1	61	3	0	.273
	Syracuse (INT)	7-0	3.43	11	11	0	0	0	63.0	69	30	24	9	1	17	0	50	2	0	.283
2015	Syracuse (INT)	5-6	3.15	21	19	0	0	0	105.2	91	40	37	9	4	34	1	76	2	0	.227
	WASHINGTON (NL)	0-0	5.79	3	1	0	0	1	9.1	14	11	6	1	0	1	1	9	1	0	.341
2016	Syracuse (INT)	8-8	4.26	22	22	2	0	0	124.2	131	64	59	16	1	35	1	109	9	0	.266
	WASHINGTON (NL)	1-2	5.17	8	8	0	0	0	38.1	37	24	22	7	2	14	1	39	1	0	.248
2017	Syracuse (INT)	4-5	5.88	18	18	0	0	0	93.1	127	65	61	7	3	36	3	79	3	0	.330
	WASHINGTON (NL)	3-5	3.81	11	8	0	0	0	52.0	51	23	22	8	3	27	0	44	2	1	.262
2018	Scranton/Wilkes-Barre (INT)	0-1	27.00	2	1	0	0	0	1.2	6	5	5	1	0	3	0	1	1	0	.545
	WASHINGTON (NL)	1-1	13.06	4	2	0	0	0	10.1	16	15	15	6	0	6	0	10	0	0	.356
	NEW YORK (AL)	3-1	4.26	28	0	0	0	0	38.0	39	23	18	9	0	16	1	49	2	0	.258
2019	Columbus (INT)	0-1	3.18	13	0	0	0	2	17.0	10	6	6	2	1	5	0	21	3	0	.179
	CLEVELAND (AL)	3-1	3.81	25	0	0	0	1	26.0	31	16	11	4	0	8	0	30	0	0	.290
<b>Minor Totals</b>		50-46	3.92	174	155	3	1	2	842.2	866	422	367	80	26	232	7	790	42	3	.264
<b>MAJOR TOTALS</b>		11-10	4.86	79	19	0	0	2	174.0	188	112	94	35	5	72	3	181	6	1	.273

### TRANSACTIONS

- Selected by the Washington Nationals in the 4th round of the 2010 First-Year Player Draft
- Traded to the Oakland Athletics along with LHP Tommy Milone, C Derek Norris and RHP Brad Peacock in exchange for RHP Robert Gilliam and LHP Gio Gonzalez on December 23, 2011
- Traded to the Washington Nationals as part of a three team trade on January 16, 2013...The Washington Nationals traded LF Michael Morse to the Seattle Mariners; the Seattle Mariners traded C John Jaso to the Oakland Athletics, and the Oakland Athletics traded RHP A.J. Cole and RHP Blake Treinen to the Washington Nationals.
- Traded to the New York Yankees in exchange for cash considerations on April 24, 2018
- On disabled list (neck strain) from June 20-July 2, 2018
- Claimed off waivers by the Cleveland Indians on January 11, 2019
- On injured list (right shoulder impingement) on Aug. 10, 2019 for the remainder of the season
- Signed by the Toronto Blue Jays on November 25, 2019

### GAME HIGHS

<b>ML Debut</b>	April 28, 2015 at ATL	<b>ER Allowed</b>	10 – April 3, 2018 at ATL
<b>Innings Pitched:</b>		<b>HR Allowed</b>	3 – Aug. 13, 2018 vs. NYM
<b>Starter</b>	7.0 – Aug. 22, 2016 at BAL	<b>Low Hit CG</b>	None
<b>Reliever</b>	4.1 – May 23, 2015 vs. PHI	<b>Last Win</b>	Aug. 7, 2019 vs. TEX
<b>Walks:</b>		<b>Last Save</b>	July 25, 2019 at KC
<b>Starter</b>	4 – 4x, last: Sept. 4, 2017 at MIA	<b>Last CG</b>	None
<b>Reliever</b>	3 – 2x, last: June 9, 2019 vs. NYY	<b>Last ShO</b>	None
<b>Strikeouts:</b>		<b>Last Start</b>	April 11, 2018 vs. ATL
<b>Starter</b>	8 – 3x, last: Aug. 25, 2017 vs. NYM	<b>Last Relief App.</b>	Aug. 7, 2019 vs. TEX
<b>Reliever</b>	7 – May 23, 2015 vs. PHI	<b>Longest Win Streak</b>	4G – April 16-Aug. 21, 2018
<b>Hits Allowed</b>	10 – April 3, 2018 at ATL	<b>Longest Losing Streak</b>	4G – Aug. 2-25, 2017
		<b>Scoreless Innings Streak</b>	10.0 – April 28-May 28, 2018



## MILESTONES

Category	Date	Opponent	Notes
<b>Start</b>	1 April 28, 2015	at Atlanta	ND - 2.0 IP, 9H, 9R, 4ER, 1BB, 1K
<b>Win</b>	1 Sept. 2, 2016	at New York (NL)	as a starter - 6.0 IP, 3H, 1ER, 1HR, 2BB, 5K
<b>Save</b>	1 May 15, 2015	at San Diego	3.0 IP, 1H, 1K

## PROFESSIONAL CAREER:

### MINORS:

- Played his 1st full pro season with Class-A Hagerstown in 2011...Went 4-7 with a 4.04 ERA in 20 games (18 starts) and ranked 5th in the South Atlantic League in SO/9 (10.9).
- Pitched for Class-A Burlington of the Midwest League and Advanced-A Stockton of the California League in 2012...Finished 6-10 with a 3.70 ERA in 27 starts in his lone season in the Athletics' system.
- Return to the Nationals organization in 2013 and posted then career highs with 10 wins and 151 strikeouts in 142.2 innings, spanning 25 combined starts with Advanced-A Potomac (18 starts) and Double-A Harrisburg (7 starts)...Ranked by Baseball America as Washington's No. 2 prospect after the season.
- In 2014, went 13-3 with a 3.16 ERA in 25 total starts between Double-A Harrisburg (6-3) and Triple-A Syracuse (7-0).

### 2015:

- Opened the season with Triple-A Syracuse before being recalled to Washington on April 28.
- Made his **MLB debut** as he got the start on April 28 at ATL...Allowed nine runs (four earned) but took a no-decision as the Nationals rallied to win, 13-12...Was optioned back to Triple-A following the game.
- Rejoined the Nationals in the middle of May and made two relief appearances...Struck out nine batters and issued just one walk over 9.1 Major League innings.
- Converted his 1st save on May 15 at SD (3.0 IP, 1H, 1K).

### 2016:

- Made a personal-high 30 total starts (22 with Triple-A Syracuse and eight with Washington).
- Called up to Washington on Aug. 22...At the time of his promotion, led the Syracuse pitching staff in wins (8) and complete games (2).
- Earned his 1st MLB win on Sept. 2 at NYM with 6.0 innings of one-run ball (3H, 2BB, 5K).

### 2017:

- Posted a career-best 3.81 ERA across four Major League stints with Washington.
- Matched a career high with eight strikeouts over 6.0 innings on Aug. 25 vs. NYM.
- Tossed 3.2 frames of no-hit, shutout relief on Sept. 30 vs. PIT.
- Held a 2.42 ERA (6 ER/22.1 IP) in his last four MLB starts.

### 2018:

- Spent most of the season with the Yankees after opening the campaign as a starter for the Nationals.
- Hit his 1st career home run on April 3 at ATL, a solo homer off **Julio Teheran**.
- Allowed 15 ER over 10.1 IP for Washington before he was designated for assignment on April 20.
- Was traded to New York in exchange for cash considerations on April 24.
- With the Yankees, posted a 4.26 ERA in 28 relief appearances (38.0 IP), fanning 11.6 batters per 9.0 innings...Also allowed just one of 11 inherited runners to score.
- Was placed on the 10-day disabled list from June 20-July 2 with a neck strain.

## LONGEST CONSECUTIVE BATTERS RETIRED STREAKS (BLUE JAY HISTORY)

BF	First	Last	Pitcher
26	08/04/1989	08/04/1989	Dave Stieb
25	04/13/2013	05/07/2013	Casey Janssen
25	05/31/2013	07/17/2013	Brett Cecil
25	06/17/1995	06/17/1995	David Cone
25	06/13/1991	06/19/1991	Jimmy Key
25	09/22/1982	09/28/1982	Jim Clancy





# DAVIS JONATHAN

49

OUTFIELDER

BIRTHDATE ..... May 12, 1992  
 OPENING DAY AGE ..... 27  
 BIRTHPLACE ..... Camden, AR  
 RESIDENCE ..... Wiggins, MS  
 TWITTER ..... NA

BATS/THROWS ..... R/R  
 HEIGHT/WEIGHT ..... 5-8/190  
 CONTRACT STATUS ..... signed thru 2020  
 M.L. SERVICE ..... 0.112  
 OPTIONS USED ..... 1 of 3

## PERSONAL:

- Jonathan R. Davis.
- Went to Fairview High School in his hometown of Camden, Arkansas.
- Attended the University of Central Arkansas where he was named Southland Conference Freshman of the Year for his 2011 campaign (5-HR, 30-RBI, 21-SB, .350 AVG, .963 OPS).
- Is brother-in-law to **Anthony Alford**, as they are married to sisters.

## LAST SEASON:

- Made ESPN SportsCenter's Top 10 five times for defensive plays, once for Toronto and four times for Triple-A Buffalo.
- Started the season on the injured list with a right ankle sprain (until April 23).
- Recalled from Buffalo on May 10, July 5, Sept. 3...Optioned on April 24, June 5, July 7...Went 77-for-294 (.262) in 82 games for the Bisons.
- Hit a two-run shot off of **Hunter Wood** for his 1st career home run and RBI on May 27 vs. TB.
- Won the MLB Play of the Week Award for his catch on May 29 at TB.
- Singled and doubled for his 1st career multi-hit game on Sept. 7 at TB.
- On Sept. 23 vs. BAL, followed **Brandon Drury's** homer with his 2nd home run of the season, forming Toronto's team-record 14th set of back-to-back homers (11 in 1999).

**Bold – career high; Red – league high**

Year	Club and League	AVG	G	AB	R	H	2B	3B	HR	RBI	BB	IBB	SO	SB	CS	OBP	SLG	OPS	SF	SH	HBP
2013	Bluefield (APP)	.238	43	130	21	31	11	3	2	14	14	1	26	4	2	.346	.415	.761	1	2	8
2014	GCL Blue Jays (GCL)	.000	1	3	0	0	0	0	0	0	0	0	0	0	0	.000	.000	.000	0	0	0
	Vancouver (NOR)	.216	27	88	14	19	4	4	1	10	6	0	26	7	1	.271	.386	.657	1	6	1
2015	Lansing (MID)	.408	13	49	13	20	2	1	2	8	7	0	7	6	1	.482	.612	1.094	0	2	0
	Dunedin (FSL)	.230	47	161	22	37	15	0	1	14	10	0	34	5	6	.288	.342	.630	2	1	4
2016	Dunedin (FSL)	.252	120	417	74	105	21	8	14	54	70	1	111	33	6	.376	.441	.817	6	7	17
2017	New Hampshire (EAS)	.249	128	446	75	111	20	4	10	45	69	0	110	20	14	.361	.379	.740	6	11	13
2018	New Hampshire (EAS)	.302	78	305	68	92	22	3	5	33	35	0	53	19	3	.388	.443	.831	5	2	11
	Buffalo (INT)	.249	46	185	26	46	7	2	5	23	12	0	41	7	1	.308	.389	.697	0	1	4
	TORONTO (AL)	.200	20	25	3	5	<b>1</b>	0	0	0	1	0	6	<b>3</b>	0	.259	.240	.499	0	0	1
2019	Dunedin (FSL)	.000	2	7	1	0	0	0	0	0	2	0	4	0	0	.222	.000	.222	0	0	0
	Buffalo (INT)	.262	82	294	64	77	19	3	10	36	40	1	83	13	4	.382	.449	.831	1	0	17
	TORONTO (AL)	.181	<b>37</b>	83	<b>8</b>	<b>15</b>	<b>1</b>	0	<b>2</b>	<b>6</b>	<b>5</b>	0	<b>24</b>	<b>3</b>	1	.266	.265	.531	1	1	5
<b>Minor Totals</b>		.258	587	2085	378	538	121	28	50	237	265	3	495	114	38	.359	.415	.774	33	21	75
<b>MAJOR TOTALS</b>		.185	57	108	11	20	2	0	2	6	6	0	30	6	1	.264	.259	.524	1	1	6

## TRANSACTIONS

- Selected by the Toronto Blue Jays in the 15th round of the 2013 First-Year Player Draft
- On the injured list (right ankle sprain) from March 25–April 23, 2019

## GAME HIGHS

<b>ML Debut</b>	Sept. 5, 2018 vs. TB	<b>Stolen Bases</b>	1 – 6x, last: Sept. 29, 2019 vs. TB
<b>Runs</b>	2 – Sept. 23, 2019 vs. BAL	<b>Last ML Home Run</b>	Sept. 23, 2019 vs. BAL
<b>Hits</b>	2 – Sept. 7, 2019 at TB	<b>Longest Hitting Streak</b>	3G – 2x, last: Sept. 21–23, 2019
<b>Home Runs</b>	1 – 2x, last: Sept. 23, 2019 vs. BAL	<b>Longest On-Base Streak</b>	4G – Sept. 21, 2019-current
<b>RBI</b>	2 – 2x, last: Sept. 23, 2019 vs. BAL	<b>Longest Hitless Streak</b>	16AB – May 10–19, 2019





## MILESTONES

Category	Date	Opponent	Pitcher	Notes
<b>Hit</b>	1 Sept. 12, 2018	at Boston	Price	Single
<b>Home Run</b>	1 May 27, 2019	at Tampa Bay	Wood	2R
<b>RBI</b>	1 May 27, 2019	at Tampa Bay	Wood	HR
<b>Stolen Base</b>	1 Sept. 11, 2018	at Boston	Eovaldi C-Leon	2nd base, part of DS

## PROFESSIONAL CAREER:

- Played 43 games for Rookie-level Bluefield in his first professional season (2013) where he hit .238.
- Batted .216 over 27 contests for Class-A (short) Vancouver in 2014 and stole seven bases in eight attempts.
- Started 2015 with Class-A Lansing and batted .408 (20-for-49) in 13 games before a promotion to Advanced-A Dunedin in May...Hit .230 for Dunedin with 15 doubles and a home run over 47 games while posting a 1.000 fielding percentage.
- Spent the entire 2016 season with Dunedin...Batted .252 with a career-best 21 doubles, eight triples and 14 home runs (.817 OPS)...Stole 33 bases (39 attempts) to lead the team and rank T-2nd in the Florida State League (**Jorge Mateo**-36).
- Was named an Organizational All-Star by MiLB.com at the end of the 2016 campaign.
- Played the full 2017 season with the Double-A New Hampshire Fisher Cats.
- Finished the season with a team-best 20 stolen bases (34 attempts) while registering a .249 average in 128 games.
- Led the club with 69 walks, 20 more than any other Fisher Cat.
- Played in the 2017 Arizona Fall League for the Peoria Javelinas and hit .295 (23-for-78) with six doubles, a home run and seven stolen bases.

## 2018:

- Started the season with 77 games in Double-A New Hampshire where he hit .302 (92-for-305) with 22 doubles, three triples, five homers, 33 RBI and 19 stolen bases.
- Was promoted to Buffalo in mid-July and made his Triple-A debut on July 13 (1-for-5, 2R, 1RBI, 1SB).
- Batted .249 (46-for-185) with 14 extra-base hits and seven stolen bases over 46 games for the Bisons.
- Had contract selected on Sept. 4...Made his **MLB debut** on Sept. 5 vs. TB (0-for-3).
- Stole his 1st base as part of a double steal with **Devon Travis** on Sept. 11 at BOS.
- Collected his 1st MLB hit via a single in the 6th inning off **David Price** on Sept. 12 at BOS.
- On Sept. 25 vs. HOU, led off the opening inning with his 1st career double.

## BLUE JAYS WITH TWO EXTRA-BASE HITS IN A SINGLE INNING - ALL-TIME

Player	Opponent	Hits	Inning
Edwin Encarnacion	05/07/2014 vs. Phillies	3B/HR	7
Edwin Encarnacion	07/26/2013 vs. Astros	HR/HR	7
Kelly Johnson	06/30/2012 vs. Angels	2B/3B	2
Eric Thames	07/14/2011 vs. Yankees	2B/2B	1
Vernon Wells	08/31/2010 vs. Rays	2B/2B	6
Travis Snider	08/02/2010 vs. Yankees	2B/2B	5
Adam Lind	08/31/2009 vs. Rangers	HR/2B	9
Gregg Zaun	07/25/2007 vs. Twins	2B/HR	6
Frank Thomas	06/20/2007 vs. Dodgers	2B/HR	2
Carlos Delgado	07/27/2003 vs. Orioles	HR/2B	4
Joe Carter	10/03/1993 vs. Orioles	HR/HR	2
Dave McKay	06/26/1978 vs. Orioles	2B/2B	2
Otto Velez	06/26/1978 vs. Orioles	2B/2B	2



# DIAZ YENNSY

59  
PITCHER

BIRTHDATE ..... November 15, 1996  
 OPENING DAY AGE ..... 23  
 BIRTHPLACE ..... Azua, D.R.  
 RESIDENCE ..... Centro Del Pueblo, D.R.  
 TWITTER ..... NA

BATS/THROWS ..... R/R  
 HEIGHT/WEIGHT ..... 6-1/210  
 CONTRACT STATUS ..... signed thru 2020  
 M.L. SERVICE ..... 0.008  
 OPTIONS USED ..... 1 of 3

## PERSONAL:

- Yennsy Manuel Diaz.
- Signed by the Toronto Blue Jays as an international free agent on July 3, 2014.
- Favourite player growing up was Hall of Fame pitcher **Pedro Martinez**.

## LAST SEASON:

- Recalled from Double-A New Hampshire on Aug. 3 and made his **MLB debut** as a reliever the following day in Baltimore (0.2 IP, 1H, 2ER, 4BB).
- Optioned on Aug. 5 and was recalled again on Sept. 25 but did not make another big-league appearance.
- Went 11-9 with a 3.74 ERA in 26 games (24 starts) for the Fisher Cats.
- Among Eastern League pitchers, ranked T-3rd in wins (11), 5th in innings pitched (144.1) and T-9th in strikeouts (116).
- Threw 8.0 innings on June 16 at Richmond, the longest outing of his professional career (6H, 1R, 0ER, 2BB, 4K).

*Bold – career high; Red – league high*

Year	Club & League	W-L	ERA	G	GS	CG	ShO	SV	IP	H	R	ER	HR	HB	BB	IBB	SO	WP	BK	OBA
2015	DSL Blue Jays (DSL)	3-3	1.93	10	6	0	0	0	37.1	30	14	8	0	1	16	0	39	4	0	.217
	GCL Blue Jays (GCL)	1-1	4.74	5	3	0	0	1	19.0	24	11	10	0	0	7	0	19	3	0	.316
2016	Bluefield (APP)	4-6	5.79	12	10	0	0	0	56.0	59	39	36	9	2	27	0	48	5	1	.267
2017	Lansing (MID)	5-2	4.79	16	16	0	0	0	77.0	71	41	41	10	2	41	0	82	4	0	.249
2018	Lansing (MID)	5-1	2.08	9	9	0	0	0	47.2	22	14	11	4	1	25	0	42	4	0	.135
	Dunedin (FSL)	5-4	3.52	18	16	0	0	0	99.2	91	42	39	5	2	28	0	83	5	1	.242
2019	New Hampshire (EAS)	11-9	3.74	26	24	1	1	0	144.1	125	71	60	12	9	53	0	116	9	1	.234
	TORONTO (AL)	0-0	27.00	1	0	0	0	0	0.2	1	2	2	0	0	4	0	0	0	0	.333
<b>Minor Totals</b>		34-26	3.84	96	84	1	1	1	481.0	422	232	205	40	17	197	0	429	34	3	.235
<b>MAJOR TOTALS</b>		0-0	27.00	1	0	0	0	0	0.2	1	2	2	0	0	4	0	0	0	0	.333

## TRANSACTIONS

- Signed by the Toronto Blue Jays on July 3, 2014

## GAME HIGHS

<b>ML Debut</b>	Aug. 4, 2019 at BAL	<b>ER Allowed</b>	2 – Aug. 4, 2019 at BAL
<b>Innings Pitched:</b>		<b>HR Allowed</b>	None
<b>Starter</b>	None	<b>Low Hit CG</b>	None
<b>Reliever</b>	0.2 – Aug. 4, 2019 at BAL	<b>Last Win</b>	None
<b>Walks:</b>		<b>Last Save</b>	None
<b>Starter</b>	None	<b>Last CG</b>	None
<b>Reliever</b>	4 – Aug. 4, 2019 at BAL	<b>Last ShO</b>	None
<b>Strikeouts:</b>		<b>Last Start</b>	None
<b>Starter</b>	None	<b>Last Relief App.</b>	Aug. 4, 2019 at BAL
<b>Reliever</b>	None	<b>Longest Win Streak</b>	None
<b>Hits Allowed</b>	1 – Aug. 4, 2019 at BAL	<b>Longest Losing Streak</b>	None
		<b>Scoreless Innings Streak</b>	None

## PROFESSIONAL CAREER:

### MINORS:

- Started his pro career in 2015 with the Rookie-level Dominican Summer League Blue Jays.
- After going 3-3 there with a 1.93 ERA and a .217 OBA, joined the Rookie-level Gulf Coast League Blue Jays for five games to round out his season.
- Spent his 2016 campaign with Rookie-level Bluefield in the Appalachian League.
- Appeared in 12 games (10 starts) and posted a 5.79 ERA.
- Joined Class-A Lansing for the entirety of the 2017 season.
- Was used exclusively as a starter...Went 5-2 with a 4.79 ERA while recording 82 strikeouts over 77.0 innings.
- Started the 2018 season with Class-A Lansing.
- Went 5-1 with a 2.08 ERA and a .135 opponents' batting average across nine starts with the Lugnuts.
- Was named Midwest League Player of the Month for April, going 3-0 with a 0.31 ERA (1 ER/28.2 IP) over five starts.
- Earned a promotion to Advanced-A Dunedin on May 22.
- Played in 18 games (16 starts) for the D-Jays and posted a 5-4 record with a 3.52 ERA...Struck out 83 batters across 99.2 innings of work (1.19 WHIP).
- Was added to Toronto's 40-man roster after the 2018 season to protect him from the Rule 5 Draft.





# DOLIS RAFAEL

**41**  
PITCHER

BIRTHDATE ..... January 10, 1988  
OPENING DAY AGE ..... 32  
BIRTHPLACE ..... La Romana, D.R.  
RESIDENCE ..... San Pedro de Macoris, D.R.  
TWITTER ..... NA

BATS/THROWS ..... R/R  
HEIGHT/WEIGHT ..... 6-4/235  
CONTRACT STATUS ..... signed thru 2020  
M.L. SERVICE ..... 1.101  
OPTIONS USED ..... 4 of 4

## PERSONAL:

- Rafael Jose Dolis...Pronounced DOUGH-lees.
- Signed by the Chicago Cubs as a non-drafted free agent in August of 2004.
- Underwent Tommy John surgery on July 6, 2007 (performed by Dr. Stephen Gryzio) and missed the entire 2008 season.

## LAST SEASON:

- Pitched his 4th consecutive campaign with the Hanshin Tigers on the Japanese Central League (NPB).
- Kept a 2.11 ERA as he went 5-4 with 19 saves and 10 holds.
- Ranked 2nd in Central League in saves.
- Surrendered just one home run as he struck out 50 batters and issued 11 walks over 55.1 innings (0.85 WHIP).

		<i><b>Bold – career high; Red – league high</b></i>																			
Year	Club & League	W-L	ERA	G	GS	CG	ShO	SV	IP	H	R	ER	HR	HB	BB	IBB	SO	WP	BK	OBA	
2006	AZL Cubs (AZL)	0-2	8.28	13	3	0	0	0	25.0	30	27	23	1	4	16	0	33	4	0	.294	
2007	Peoria (MID)	3-1	1.80	6	6	0	0	0	30.0	23	7	6	1	0	16	0	24	3	0	.223	
2008		Did not play due to injury																			
2009	Daytona (FSL)	3-9	3.79	27	25	0	0	0	99.2	78	46	42	4	7	53	0	75	8	1	.221	
2010	Daytona (FSL)	4-5	2.92	14	13	0	0	0	71.0	63	31	23	3	2	30	0	48	3	1	.242	
2011	Tennessee (SOU)	5-4	4.07	12	12	0	0	0	55.1	65	32	25	3	1	27	0	45	7	0	.295	
	Tennessee (SOU)	8-5	3.22	51	4	0	0	17	72.2	61	36	26	2	3	35	1	48	6	0	.227	
2012	CHICAGO (NL)	0-0	0.00	1	0	0	0	0	1.1	0	0	0	0	0	1	0	1	0	0	.000	
	AZL Cubs (AZL)	1-1	6.35	5	0	0	0	0	5.2	7	5	4	0	0	2	0	5	2	0	.292	
	Tennessee (SOU)	0-0	0.00	2	0	0	0	0	2.0	2	0	0	0	1	0	0	2	0	0	.250	
	Iowa (PCL)	0-1	2.51	13	0	0	0	3	14.1	15	4	4	1	0	6	0	14	1	1	.278	
2013	CHICAGO (NL)	<b>2-4</b>	6.39	<b>34</b>	0	0	0	<b>4</b>	<b>38.0</b>	40	29	27	<b>5</b>	<b>3</b>	<b>23</b>	<b>1</b>	<b>24</b>	<b>1</b>	0	.278	
	AZL Cubs (AZL)	0-0	0.00	3	2	0	0	0	3.0	0	0	0	0	0	1	0	2	0	0	.000	
	Kane County (MID)	0-0	0.00	1	0	0	0	0	0.0	1	0	0	0	0	1	0	0	0	0	.000	
	Iowa (PCL)	1-0	5.40	12	0	0	0	1	11.2	11	7	7	1	0	7	0	13	4	0	.239	
2014	CHICAGO (NL)	0-0	0.00	5	0	0	0	0	5.0	3	2	0	0	0	2	0	0	0	0	.158	
	Fresno (PCL)	0-0	16.62	4	0	0	0	0	4.1	8	8	8	0	0	3	0	4	0	0	.400	
	Toledo (INT)	7-5	4.61	43	0	0	0	1	66.1	63	40	34	2	4	42	1	54	7	2	.251	
	Hanshin (NPB)	3-3	2.12	34	0	0	0	8	34.0	19	11	8	0	2	16	1	36	1	0	-	
2017	Hanshin (NPB)	4-4	2.71	63	0	0	0	37	63.0	53	22	19	1	1	17	1	85	8	0	-	
2018	Hanshin (NPB)	1-7	2.85	55	0	0	0	32	53.2	50	22	17	4	2	17	1	56	3	0	-	
2019	Hanshin (NPB)	5-4	2.11	56	0	0	0	19	55.1	36	16	13	1	1	11	2	50	7	0	-	
<b>Minor Totals</b>		32-33	3.94	206	65	0	0	22	461.0	427	243	202	18	22	239	2	367	45	5	.248	
<b>MAJOR TOTALS</b>		2-4	5.48	40	0	0	0	4	44.1	43	31	27	5	3	26	1	25	1	0	.295	
<b>NPB TOTALS</b>		13-18	2.49	208	0	0	0	96	206.0	158	71	57	6	6	61	5	227	19	0	-	

## TRANSACTIONS

- Signed by the Chicago Cubs on August 6, 2004
- On disabled list (right forearm strain) on May 27, 2013 for the remainder of the season
- Signed by the San Francisco Giants on December 30, 2013
- Signed by the Detroit Tigers on November 29, 2014
- Signed by the Detroit Tigers on December 8, 2015
- Signed by the Hanshin Tigers on January 15, 2016
- Signed by the Toronto Blue Jays on February 8, 2020

## GAME HIGHS

<b>ML Debut</b>	Sept. 26, 2011 at SD	<b>ER Allowed</b>	3 – 4x, last: Sept. 25, 2012 at COL
<b>Innings Pitched:</b>		<b>HR Allowed</b>	2 – Sept. 4, 2012 at WAS
<b>Starter</b>	None	<b>Low Hit CG</b>	None
<b>Reliever</b>	2.0 – 6x, last: Sept. 27, 2012 at COL	<b>Last Win</b>	May 6, 2012 vs. LAD
<b>Walks:</b>		<b>Last Save</b>	May 14, 2012 at STL
<b>Starter</b>	None	<b>Last CG</b>	None
<b>Reliever</b>	3 – 2x, last: July 3, 2012 at ATL	<b>Last ShO</b>	None
<b>Strikeouts:</b>		<b>Last Start</b>	None
<b>Starter</b>	None	<b>Last Relief App.</b>	May 26, 2013 at CIN
<b>Reliever</b>	3 – Sept. 17, 2012 vs. PIT	<b>Longest Win Streak</b>	1G – 2x, last: May 6, 2012
<b>Hits Allowed</b>	5 – Sept. 25, 2012 at COL	<b>Longest Losing Streak</b>	2G – May 15, 2012-current
		<b>Scoreless Innings Streak</b>	4.0 – May 4-9, 2012



## MILESTONES

Category	Date	Opponent	Notes
<b>Win</b>	1 April 23, 2012	St. Louis	as a reliever - 1.2 IP, 1H, 0ER, 0BB, 0K
<b>Save</b>	1 April 27, 2012	at Philadelphia	2.0 IP, 1H

## PROFESSIONAL CAREER:

### 2011:

- Earned Mid-Season and Post-Season Southern League All-Star honours while with Double-A Tennessee, pitching exclusively as a reliever for the first time in his career.
- Had his contract selected on Sept. 19 and made his **MLB debut** on Sept. 26, 2011 at SD...Induced a ground out from his first batter faced, stranding a runner and ending the 6th inning...Followed that up with a scoreless 7th frame (1.1 IP, 1BB, 1K)...Fanned **Orlando Hudson** for his 1st career strikeout.

### 2012:

- Pitched in 34 games across three Major League stints with the Cubs.
- Held a 2-0 record with a 2.55 ERA (5 ER/17.2 IP) at home but was 0-4 with a 9.74 ERA (22 ER/20.1 IP) on the road.
- Kept left-handed hitters to a .141 (9-for-64) average while righties registered a .388 (31-for-80) mark against him.
- Was 4-for-6 in save situations.
- Claimed his 1st win on April 23 vs. STL...Tossed 1.2 innings as the Cubs won, 3-2, in walk-off fashion.
- Recorded his 1st career save on April 27 at PHI as he tossed 2.0 scoreless innings (1H).

### 2013:

- Started his campaign with Triple-A Iowa and was recalled on April 13 and May 6.
- Made a total of five Major League appearances before landing on the DL with a right forearm strain from May 27 until the end of the season.

### 2014:

- Signed on with the Giants and was assigned to Triple-A Fresno.
- Made one appearance in the middle of April and three more in May as injuries kept him to four appearances for the year.

### 2015:

- Joined the Tigers and spent his entire season with Triple-A Toledo.
- Went 7-5 with a 4.61 ERA and pitched 66.1 innings, his most since 2011 (74.0).

### 2016:

- Signed with the Hanshin Tigers of the Japanese Central League.
- Converted eight of nine save opportunities and registered a 2.12 ERA across 34 outings.

### 2017:

- Made 63 appearances for Hanshin and recorded 85 strikeouts in 63.0 innings of work.
- Led the Central League with 37 saves and led all relievers in strikeouts.

### 2018:

- Returned to the Hanshin Tigers for a 3rd campaign and posted a sub-3.00 ERA for the 3rd time (2.85).
- Tied for 3rd in the Central League with 32 saves.

## MOST CONSECUTIVE OUTINGS WITHOUT ALLOWING A RUN TO START CAREER WITH BLUE JAYS - ALL-TIME

PLAYER	STREAK	START DATE	END DATE
Joaquin Benoit	18	07/27/2016	09/10/2016
Victor Cruz	13	06/24/1978	07/29/1978
B.J. Ryan	13	04/04/2006	05/03/2006
Tom Henke	11	07/29/1985	08/24/1985
Randy Moffitt	10	04/17/1983	05/18/1983



3

UTILITY



# DRURY BRANDON

BIRTHDATE ..... August 21, 1992  
 OPENING DAY AGE ..... 27  
 BIRTHPLACE ..... Grants Pass, OR  
 RESIDENCE ..... Las Vegas, NV  
 TWITTER ..... NA

BATS/THROWS ..... R/R  
 HEIGHT/WEIGHT ..... 6-2/230  
 CONTRACT STATUS ..... signed thru 2020  
 M.L. SERVICE ..... 3.165  
 OPTIONS USED ..... 2 of 3

## PERSONAL:

- Brandon S. Drury.
- Graduated from Grants Pass HS (OR) in 2010...Received Rawlings First-Team All-West Region accolades as a senior.
- Signed to play at Oregon State University prior to signing with the Braves.

## LAST SEASON:

- Played six different positions over the course of the season: 1B (12G), 2B (16G), 3B (65G), SS (5G), LF (8G) and RF (18G).
- Doubled in his first at-bat on April 15 at MIN to snap a career-long 0-for-24 drought (0-for-17 from Sept. 24-Oct. 3, 2015).
- Hit his 1st home run as a Blue Jay on April 19 at OAK...Had last homered on April 1, 2018 at TOR...His 65 at-bats without an RBI to start a season were 2nd most in team history (**Dave Collins** - 76 AB in 1983).
- On April 19 and 20 at OAK, homered in consecutive games for the 6th time in his career (last: Sept. 3-4, 2017)...Followed up a Tellez three-run blast for Toronto's 1st back-to-back homers of 2019...Also recorded his first three-hit effort since Aug. 20, 2017 at MIN.
- Notched his 1st career walk-off home run on April 26 vs. OAK, a two-run shot in the 9th for a 4-2 victory.
- Hit his 1st career extra-inning home run on April 28 vs. OAK, a three-run shot to tie the game in the 11th inning...Hit his first four home runs of the season vs. OAK.
- Connected for his 5th home run on April 30 at LAA...Homered in consecutive games for the 7th time in his career and the 2nd time in his last nine contests.
- Scored three runs in Toronto's 4-3 loss in San Francisco on May 15, becoming the 6th player in team history to score all 3+ of the club's runs in a game, the 2nd to do so without a home run.
- Hit his 8th home run of the season on July 5 vs. BAL, his 2nd in three games (July 3 vs. BOS).
- Recorded his 1st career multi-HR game with a pair of solo shots on July 27 vs. TB...Finished with four hits to tie a career high (6th time)...His 10 total bases were a career best.
- Hit his 12th home run on Aug. 2 at BAL, the 6th of his last 19 games.
- On Aug. 6 at TB, gave the Jays a 3-0 lead with a three-run homer, his 13th long-ball of the season and his 4th to break a tie.
- Belted his 1st career grand slam on Aug. 12 vs. TEX...Also drove in a run with a single for a five-RBI night, the 2nd most in his career (6 RBI on June 21, 2017 at COL).
- Strung together a nine-game hitting streak from July 31-Aug. 12 (12-for-35, 1-2B, 3 HR, 9 RBI), the longest single-season streak of his career (10G from Sept. 28, 2016-April 8, 2017).
- Connected for his 15th home run on Sept. 23 vs. BAL, one shy of his career high (16 in 2016).

**Bold – career high; Red – league high**

Year	Club and League	AVG	G	AB	R	H	2B	3B	HR	RBI	BB	IBB	SO	SB	CS	OBP	SLG	OPS	SF	SH	HBP
2010	GCL Braves (GCL)	.198	52	192	20	38	7	1	3	17	9	1	50	2	2	.248	.292	.540	1	1	4
2011	Danville (APP)	.347	63	265	40	92	23	0	8	54	6	1	35	0	0	.367	.525	.892	3	0	4
2012	Rome (SAL)	.229	123	445	47	102	22	3	6	51	20	0	73	3	4	.270	.333	.603	5	3	7
2013	South Bend (MID)	.302	134	526	78	159	51	4	15	85	47	6	92	1	1	.362	.500	.862	5	0	5
2014	Visalia (CAL)	.300	107	430	73	129	35	1	19	81	41	2	76	4	3	.366	.519	.885	2	0	5
	Mobile (SOU)	.295	29	105	12	31	7	0	4	14	7	0	19	0	0	.345	.476	.821	2	0	2
2015	Mobile (SOU)	.278	67	273	22	76	14	1	3	36	11	0	41	4	5	.306	.370	.676	5	0	2
	Reno (PCL)	.331	63	251	43	83	26	0	2	25	21	0	35	0	2	.384	.458	.842	2	0	2
	ARIZONA (NL)	.214	20	56	3	12	3	0	2	8	2	0	8	0	0	.254	.375	.629	0	0	1
2016	Reno (PCL)	.143	3	14	2	2	0	0	0	0	1	0	1	0	0	.200	.143	.343	0	0	0
	ARIZONA (NL)	.282	134	461	<b>59</b>	<b>130</b>	31	1	<b>16</b>	53	<b>31</b>	2	100	<b>1</b>	1	.329	.458	.787	4	0	3
2017	ARIZONA (NL)	.267	<b>135</b>	445	41	119	<b>37</b>	2	13	<b>63</b>	28	1	103	<b>1</b>	1	.317	.447	.764	2	0	5
2018	Trenton Thunder (EAS)	.263	6	19	4	5	0	0	1	2	5	0	10	0	0	.400	.421	.821	1	0	0
	Scranton/W-B (INT)	.291	56	199	30	58	13	1	5	30	32	2	58	3	1	.400	.442	.842	0	0	4
	NEW YORK (AL)	.176	18	51	2	9	2	0	1	7	5	0	12	0	0	.263	.275	.538	0	0	1
	TORONTO (AL)	.154	8	26	3	4	2	0	0	3	2	0	8	0	0	.241	.231	.472	0	0	1
2019	TORONTO (AL)	.218	120	418	43	91	21	1	15	41	25	0	<b>113</b>	0	1	.262	.380	.642	0	3	1
<b>Minor Totals</b>		.285	703	2719	371	775	198	11	66	395	200	12	490	20	18	.339	.439	.778	26	4	35
<b>MAJOR TOTALS</b>		.251	435	1457	151	365	96	4	47	175	93	3	344	2	3	.299	.419	.718	0	9	12

## WILD CARD GAME RECORD

Year	Club and League	AVG	G	AB	R	H	2B	3B	HR	RBI	BB	IBB	SO	SB	CS	OBP	SLG	OPS	SF	SH	HBP
2017	ARI vs. COL	.000	1	1	0	0	0	0	0	0	0	0	0	0	0	.000	.000	.000	0	0	0

## DIVISION SERIES RECORD

Year	Club and League	AVG	G	AB	R	H	2B	3B	HR	RBI	BB	IBB	SO	SB	CS	OBP	SLG	OPS	SF	SH	HBP
2017	ARI vs. LAD	.200	2	5	1	1	0	0	1	3	0	0	2	0	0	.200	.800	1.000	0	0	0





HOME RUN BREAKDOWN

Total	H	A	ONE GAME				GS	LO	XN	IP	PH	RHP	LHP
			2	3	4								
47	28	19	1	0	0		1	0	1	0	0	33	14

TRANSACTIONS

- Selected by the Atlanta Braves in the 13th round of the 2010 First-Year Player Draft
- Traded to the Arizona Diamondbacks along with SS Nick Ahmed, RHP Randall Delgado, 3B Martin Prado and RHP Zeke Spruill in exchange for 3B Chris Johnson and OF Justin Upton on January 24, 2013
- Traded to the New York Yankees; the Yankees traded RHP Taylor Widener to the Arizona Diamondbacks; Yankees traded UTIL Nick Solak to the Tampa Bay Rays; Rays traded RF Steven Souza Jr. to the Arizona Diamondbacks and the Diamondbacks traded LHP Anthony Banda and a PTBNL to the Rays on February 20, 2018
- On disabled list (migraines) from April 7-May 14, 2018
- Traded to the Toronto Blue Jays along with OF Billy McKinney in exchange for J.A. Happ on July 26, 2018
- On disabled list (left hand fracture) on Aug. 5, 2018 for the remainder of the season

GAME HIGHS

<b>ML Debut</b>	Sept. 1, 2015 at COL	<b>Stolen Bases</b>	1 - 2x, April 24, 2017 vs. SD
<b>Runs</b>	3 - 5x, last: May 15, 2019 at SF	<b>Last ML Home Run</b>	Sept. 23, 2019 vs. BAL
<b>Hits</b>	4 - 6x, last: July 27, 2019 vs. TB	<b>Longest Hitting Streak</b>	10G - Sept. 28, 2016-April 8, 2017
<b>Home Runs</b>	2 - July 27, 2019 vs. TB	<b>Longest On-Base Streak</b>	16G - Aug. 28-Sept. 18, 2016
<b>RBI</b>	6 - June 21, 2017 at COL	<b>Longest Hitless Streak</b>	24AB - April 5-14, 2019

MILESTONES

Category	Date	Opponent	Pitcher	Notes
<b>Hit</b>	1 Sept. 2, 2015	at Colorado	Gray	Single
<b>Home Run</b>	1 Sept. 22, 2015	at Los Angeles (NL)	Liberatore	3R
<b>Multi-HR Game</b>	1 July 27, 2019	Tampa Bay	Wood, Poche	1R, 1R
<b>Grand Siam HR</b>	1 Aug. 12, 2019	Texas	Sampson	4th inning
<b>Walk-off HR</b>	1 April 26, 2019	Oakland	Petit	2R, 9th inning
<b>Extra-Inning HR</b>	1 April 28, 2019	Oakland	Treinen	3R, 11th inning
<b>RBI</b>	1 Sept. 14, 2015	San Diego	Jackson	2B
<b>Stolen Base</b>	1 Oct. 1, 2016	San Diego	Richard C-Norris	2nd base

PROFESSIONAL CAREER:

MINORS:

- Split the 2014 season with Single-A Visalia and Double-A Mobile...Batted .299/.362/.510 (160-for-535) with 85 runs, 42 doubles, 23 homers and 95 RBI in 136 games.
- Tied for 3rd in the California League in doubles...Was a California League Mid-Season All-Star with Visalia, where he batted .300 (129-for-430) with 35 doubles, 19 homers and 81 RBI in 107 games.
- Was promoted to Mobile on Aug. 1 and hit .295 (31-for-105) with seven doubles, four home runs and 14 RBI in 29 games.
- Following the 2014 season, played for the Salt River Rafter in the Arizona Fall League, hitting .219 (21-for-96) with four doubles, three homers, 11 RBI and 13 walks in 23 games...Participated in the AFL Rising Stars Game and was named to the All-Prospect Team.
- Was ranked by Baseball America as the No. 7 prospect in the D-backs organization after his 2014 campaign...Was also tabbed by Baseball America as the "Best Defensive Third Baseman" in the California League...Was added to Arizona's 40-man roster to protect him from the Rule 5 Draft.

2015:

- Started the year with Mobile and was promoted to the Triple-A Reno Aces on June 23.
- Was recalled to the Diamondbacks on Sept. 1, 2015 and made his **MLB debut** in a start at third base later that night at Colorado (went 0-for-4).
- Collected his 1st Major League hit on Sept. 2 at COL with a 4th-inning single off **Jon Gray**.
- Hit his 1st career home run on Sept. 22 at LAD, a three-run homer off **Adam Liberatore** in the 9th inning.
- Batted .214 (12-for-56) with three doubles, two home runs and eight RBI in 20 games with the D-backs...Saw time at third base (11G), second base (6G) and shortstop (1G).
- Was named a First-Team Minor League All-Star and the Southern League's Best Second Baseman by Baseball America following the season...Was an MiLB.com Organization All-Star...Was also ranked by Baseball America as the No. 3 prospect in the Diamondbacks organization and No. 94 in all of baseball.



**2016:**

- Slashed .282/.329/.458 (130-for-461) with 31 doubles, a triple, 16 homers and 53 RBI in 134 games over two stints with Arizona (April 4-June 19; June 24-end of season).
- Set a D-backs rookie record in 2016 with 31 doubles, breaking the previous record of 29, shared by **Chad Tracy** (2004) and **Chris Young** (2007)...His 48 XBH were 2nd most by an Arizona rookie (Young-64 in 2007).
- Among NL rookies, ranked 2nd in doubles and hits, T-2nd in total bases (211), tied for 3rd in extra-base hits, 4th in RBI and batting average (min. 300AB) while 6th in home runs.
- Saw time at left field (62G), right field (32G), third base (29G), second base (16G) and first base (1G)...Was one of six players to make at least 25 starts at both third base and in the outfield, along with **Kris Bryant**, **Hernán Pérez**, **Jose Ramirez**, **Miguel Sanó** and **Danny Valencia**.
- In 69 games at Chase Field, hit .322 (75-for-233), the 5th-highest home AVG in the NL...Hit 12 of his 16 HR at home.
- Was named NL Co-Player of the Week (with Pittsburgh's **Sean Rodriguez**) after hitting .500 (14-for-28) with 10 runs, three doubles, four HR, seven RBI and six walks in seven games from Sept. 12-18, his 1st career weekly honour.
- Delivered three "walk-off" RBI, the most in one season by a D-backs rookie and the most by any rookie since Kansas City's **Eric Hosmer** (three) in 2011...Had a game-winning single on July 16 vs. LAD, a sac fly on Aug. 24 vs. ATL and a single on Sept. 18 vs. LAD.

**2017:**

- Spent his entire season up with the Diamondbacks, batting .267/.317/.447 (119-for-445) with 41 runs, 37 doubles, two triples, 13 home runs and 63 RBI in 135 games.
- Tied for 7th in the NL in doubles.
- Made 114 appearances at second base (109 starts) and one start at third base.
- Ranked 2nd in the Majors with a .414 AVG (24-for-58) during Interleague Play, behind only Houston's **Jose Altuve** (.421)...His 1.271 OPS was 3rd behind **Mike Trout** (1.347) and **Abreu** (1.292)...Collected an RBI in eight consecutive Interleague games from May 9-Aug. 16, tied for the 5th-longest such streak in Major League history.
- Recorded a career-high six RBI on June 21 at COL, tied a career high in hits as he went 4-for-6 with a run and a double...Became the 2nd player in Diamondbacks history to drive in at least six runs in a game without hitting a home run (also **Augie Ojeda** on May 3, 2008 vs. the Mets).
- On Aug. 3 CHC, became the 2nd visiting player to homer off of Wrigley Field's left-field video board (built in 2015), joining Milwaukee's **Chris Carter** on Sept. 17, 2016.
- Made his postseason debut in the D-backs' NL Wild Card Game vs. COL and in the NLDS against the Dodgers...Went 1-for-6 with a home run and three RBI in three games.
- Hit a pinch-hit three-run HR off **Brandon Morrow** in the 7th inning of Game 2 at Dodger Stadium...Was the 3rd pinch-hit HR in D-backs postseason history, following **Erubiel Durazo** in 2001 NLCS Game 5 at ATL and **Turner Ward** in 1999 NLDS Game 3 at NYM.

**2018:**

- Started games at first base (2G), second base (5G), third base (13G) and shortstop (1G).
- Was acquired by the Yankees from the Diamondbacks as part of a three-team trade at the start of spring training.
- Played three separate stints for the Yankees.
- Hit .291 (58-for-199) over 56 games for Triple-A Scranton/Wilkes-Barre (13-2B, 1-3B, 5 HR, 30 RBI) and was named to the International League All-Star team.
- Was placed on the 10-day disabled list from April 7-May 14 with severe migraines.
- Hit .176 (9-for-51) across 18 games for the Yankees before being traded to the Blue Jays along with OF **Billy McKinney** in exchange for LHP **J.A. Happ** on July 26.
- Made his Toronto debut as a pinch-hitter on July 27 at CWS (0-for-1, K).
- Went 4-for-26 (.154) with two doubles and three RBI over eight games for Toronto while playing second base, third base and shortstop.
- Landed on the DL for the remainder of the season on Aug. 5 with a left hand fracture.

## TORONTO, BACK-TO-BACK HOME RUNS MORE THAN ONCE IN THE SAME GAME

6/19/2012	TOR 10 at MIL 9	Colby Rasmus/Jose Bautista/Edwin Encarnacion Colby Rasmus/Jose Bautista
7/22/2002	TOR 6 at BAL 3	Vernon Wells/Chris Woodward Carlos Delgado/Vernon Wells
4/20/2001	TOR 12 at KC 4	Raul Mondesi/Carlos Delgado Raul Mondesi/Carlos Delgado
8/17/2001	TOR 11 vs TEX 3	Jeff Frye/Jose Cruz, Jose Jr. Shannon Stewart/Carlos Delgado
7/30/1999	TOR 8 vs DET 2	Willie Greene/Shawn Green Carlos Delgado/Tony Fernandez





NON-ROSTER

# DULL RYAN

# 38

  
PITCHER

BIRTHDATE ..... October 2, 1989  
 OPENING DAY AGE ..... 30  
 BIRTHPLACE ..... Winston-Salem, NC  
 RESIDENCE ..... Winston-Salem, NC  
 TWITTER ..... @dullsnacks11

BATS/THROWS ..... R/R  
 HEIGHT/WEIGHT ..... 5-9/185  
 CONTRACT STATUS ..... signed thru 2020  
 M.L. SERVICE ..... 3.022  
 OPTIONS USED ..... 2 of 3

## PERSONAL:

- Ryan Christopher Dull.
- Attended East Forsyth HS (NC) where he went 11-1 with a 0.58 ERA and 103 strikeouts as a senior...Earned All-State honours and was named Forsyth County Player of the Year.
- Graduated from UNC-Asheville...Completed his college career ranked 2nd on the Bulldogs' all-time list in strikeouts (238) and games started (51) while 5th in wins (16).

## LAST SEASON:

- Appeared in seven games for the Athletics (12 ER/9.0 IP).
- Claimed off waivers by the Giants on Aug. 5 but was designated for assignment seven days later.
- Claimed off waivers by the Yankees on Aug. 14.
- Made two MLB stints with New York and appeared in three contests (5 ER/2.1 IP).
- Designated for assignment on Sept. 15.
- Claimed off waivers by the Blue Jays on Sept. 18.
- Made his only appearance as a Blue Jay on Sept. 27 vs. TB...Struck out three batters in 1.1 innings of relief (1H, 1ER, 1HR).
- Posted a 5.29 ERA (29 ER/49.1 IP) across 36 Triple-A appearances for Las Vegas (30G), Sacramento (2G) and Scranton/Wilkes-Barre (4G).

**Bold – career high; Red – league high**

Year	Club & League	W-L	ERA	G	GS	CG	ShO	SV	IP	H	R	ER	HR	HB	BB	IBB	SO	WP	BK	OBA
2012	AZL Athletics (AZL)	2-0	1.42	4	0	0	0	1	6.1	3	1	1	0	1	3	0	13	1	0	.143
	Vermont (NYP)	3-1	2.84	17	0	0	0	4	25.1	26	10	8	2	1	6	1	34	4	0	.263
2013	Stockton (CAL)	1-3	1.59	15	0	0	0	6	22.2	13	4	4	0	1	3	1	31	1	0	.165
	Midland (TEX)	0-1	4.63	10	0	0	0	1	11.2	15	9	6	2	0	3	0	12	2	0	.294
	Beloit (MID)	1-1	2.10	20	0	0	0	12	25.2	16	6	6	1	0	3	0	35	2	0	.176
2014	Midland (TEX)	5-5	2.88	40	0	0	0	6	56.1	52	24	18	6	3	15	4	61	5	1	.240
2015	Midland (TEX)	3-1	0.60	35	0	0	0	12	45.0	29	3	3	1	0	13	1	52	0	0	.182
	Nashville (PCL)	0-1	1.13	12	0	0	0	0	16.0	10	2	2	1	0	3	1	21	0	0	.172
	OAKLAND (AL)	1-2	4.24	13	0	0	0	1	17.0	12	8	8	4	0	6	1	16	0	0	.203
2016	OAKLAND (AL)	<b>5-5</b>	2.42	<b>70</b>	0	0	0	<b>3</b>	74.1	50	23	20	<b>10</b>	1	15	4	<b>73</b>	6	0	.186
2017	AZL Athletics (AZL)	0-0	0.00	1	1	0	0	0	1.0	0	0	0	0	0	0	0	1	0	0	.000
	Nashville (PCL)	0-0	0.00	2	0	0	0	0	2.2	1	0	0	0	1	1	0	2	0	0	.111
	OAKLAND (AL)	2-2	5.14	49	0	0	0	0	42.0	37	30	24	7	3	<b>16</b>	1	45	6	0	.236
2018	Nashville (PCL)	3-2	3.54	23	0	0	0	1	28.0	27	12	11	5	1	8	0	36	0	1	.273
	OAKLAND (AL)	0-0	4.26	28	0	0	0	0	25.1	22	12	12	3	0	7	0	21	3	0	.242
2019	Las Vegas (PCL)	1-4	5.45	30	0	0	0	4	39.2	43	28	24	6	1	13	1	50	1	2	.272
	Sacramento (PCL)	0-0	9.00	2	0	0	0	0	3.0	2	3	3	2	0	1	0	3	0	0	.182
	Scranton/Wilkes-Barre (INT)	1-0	2.70	4	0	0	0	0	6.2	3	3	2	1	0	1	0	4	1	0	.136
	OAKLAND (AL)	0-0	12.00	7	0	0	0	0	9.0	19	13	12	4	1	4	0	8	1	0	.432
	NEW YORK (AL)	0-0	19.29	3	0	0	0	0	2.1	5	5	5	0	0	3	0	4	0	0	.417
	TORONTO (AL)	0-0	6.75	1	0	0	0	0	1.1	1	1	1	1	0	0	0	3	0	0	.200
<b>Minor Totals</b>		20-19	2.73	215	1	0	0	47	290.0	240	105	88	27	9	73	9	355	17	4	.223
<b>MAJOR TOTALS</b>		8-9	4.31	171	0	0	0	4	171.1	146	92	82	29	5	51	6	170	16	0	.229

## TRANSACTIONS

- Selected by the Oakland Athletics in the 32nd round of the 2012 First-Year Player Draft
- On disabled list (strained right knee) from May 20-July 27, 2017
- On disabled list (strained right shoulder) from March 26-April 14, 2018
- Claimed off waivers by the San Francisco Giants on August 5, 2019
- Claimed off waivers by the New York Yankees on August 14, 2019
- Claimed off waivers by the Toronto Blue Jays on September 18, 2019



## GAME HIGHS

<b>ML Debut</b>	Sept. 1, 2015 vs. LAA	<b>ER Allowed</b>	4 – 2x, last: June 8, 2019 at TEX
<b>Innings Pitched:</b>		<b>HR Allowed</b>	1 – 29x, last: Sept. 27, 2019 vs. TB
<b>Starter</b>	None	<b>Low Hit CG</b>	None
<b>Reliever</b>	2-2 – May 20, 2016 vs. NYY	<b>Last Win</b>	May 19, 2017 vs. BOS
<b>Walks:</b>		<b>Last Save</b>	Sept. 18, 2016 at TEX
<b>Starter</b>	None	<b>Last CG</b>	None
<b>Reliever</b>	2 – 8x, last: Sept. 1, 2019 vs. OAK	<b>Last ShO</b>	None
<b>Strikeouts:</b>		<b>Last Start</b>	None
<b>Starter</b>	None	<b>Last Relief App.</b>	Sept. 27, 2019 vs. TB
<b>Reliever</b>	4 – 2x, last: April 17, 2018 vs. CWS	<b>Longest Win Streak</b>	4G – June 24-July 27, 2016
<b>Hits Allowed</b>	5 – April 23, 2019 vs. TEX	<b>Longest Losing Streak</b>	4G – Aug. 3, 2016-April 4, 2017
		<b>Scoreless Innings Streak</b>	11.0 – 2x, last: June 21-July 16, 2016

## MILESTONES

Category	Date	Opponent	Notes
<b>Win</b>	1 Sept. 30, 2015	at Los Angeles (AL)	as a reliever - 1.2 IP, 2H, 1ER, 1HR, 0BB, 1K
<b>Save</b>	1 Sept. 18, 2015	at Houston	2.0 IP, 1BB, 2K

## PROFESSIONAL CAREER:

## MINORS:

- Began his career in 2012 with the Athletics affiliate in the Arizona Rookie League...Went 2-0 with a save and a 1.42 ERA in four relief appearances...Was transferred to Short Season Single-A Vermont July 5 and compiled a 3-1 record, four saves and a 2.84 ERA in 17 games...Combined to go 5-1 with five saves and a 2.56 ERA in 21 games overall.
- In 2013, combined for a 2-5 record, 19 saves and a 2.40 ERA in 45 relief appearances with Single-A Stockton, Single-A Stockton and Double-A Midland...The saves were a career-high and ranked 2nd among all A's minor leaguers...Was named to the Midwest League Mid-Season All-Star team...Pitched for Mesa in the Arizona Fall League following the season and went 0-1 with two saves and a 4.91 ERA in 10 appearances.
- Spent the entire 2014 campaign at Double-A Midland and was 5-5 with six saves and a 2.88 ERA in 40 relief appearances...Struck out 61 batters in 56.1 innings and his average of 9.75 SO/9 ranked 3rd among Texas League relievers...Earned a win and did not allow a run in five postseason appearances (4.0 IP, 6H, 2K) to help Midland to the Texas League Championship.

## 2015:

- Made his Triple-A debut at Nashville in late July and his big-league debut during a September callup with Oakland.
- Went 1-2 with a save and a 4.24 ERA in 13 games with the A's.
- Made his **MLB debut** on Sept. 1 vs. LAA and began his career with an eight-game, 11.0-inning scoreless streak...That tied for the 6th longest career-opening scoreless streak in Oakland history.
- Recorded his 1st save on Sept. 18 at HOU with 2.0 scoreless frames.
- Earned his 1st MLB win on Sept. 30 at LAA with 1.2 innings of relief.

## 2016:

- Compiled a 2.42 ERA and .186 opponents batting average in 70 relief appearances.
- Led AL rookies and tied for 9th among all AL pitchers in games pitched...Fell one short of the Oakland rookie record for games pitched (**Aaron Small** - 71 in 1997; **Ryan Cook** - 71 in 2012).
- Also ranked 2nd among AL rookies in saves (3), 9th in innings (74.1), 9th in strikeouts (73) and T-9th in wins (5)...Ranked 3rd among all AL relievers in opponents' on-base percentage (.228), T-6th in innings and 7th in opponents' batting average.
- Struck out 73 and walked just 15 for a strikeout-to-walk ratio of 4.87...Allowed 7-of-52 (13.5%) inherited runners to score, which was the 3rd lowest percentage in the AL...Ranked 2nd in most inherited runners.
- Compiled a 1.88 ERA in 35 games at home and a 3.00 ERA in 35 outings on the road.

## 2017:

- Went 2-2 with a 5.14 ERA and .236 opponents' batting average in 49 games...Has his season shortened by a two-month stint on the disabled list with a strained right knee.
- Struck out 45 batters in 42.0 innings, the first time in his career he has finished with more strikeouts than innings pitched.
- Tossed fewer than one inning in 22 of his 49 appearances.

## 2018:

- Began the season on the 10-day disabled list with a strained right shoulder.
- Made his 1st appearance April 17 vs. CWS and tied the Athletics record for strikeouts in an inning with four in the 8th...Was the 4th time an Oakland Athletics pitcher accomplished the feat, the first since **Ryan Cook** on April 27, 2012 at BAL...The four strikeouts matched his career high for a single game (May 15, 2016 at TB).
- Posted a 3.54 ERA over six stints up with the A's.
- Was 3-2 with a save and a 3.54 ERA in 23 relief appearances with Triple-A Nashville...Struck out 36 batters in 28.0 innings (11.57 SO/9).





# ESPINAL SANTIAGO

72  
INFILDER

BIRTHDATE ..... November 13, 1994  
OPENING DAY AGE ..... 25  
BIRTHPLACE ..... Santiago, D.R.  
RESIDENCE ..... Miami, FL  
TWITTER ..... NA

BATS/THROWS ..... R/R  
HEIGHT/WEIGHT ..... 5-10/181  
CONTRACT STATUS ..... signed thru 2020  
M.L. SERVICE ..... 0.000  
OPTIONS USED ..... 0 of 3

## PERSONAL:

- Santiago Roman Espinal.
- Attended Lyman High School in Longwood, FL.
- Went to Miami-Dade College in Miami, FL...Played one season for the junior college, batting .432 (70-for-162) over 43 games.
- Enjoys playing basketball in his spare time...Favourite player is Kyrie Irving.

## LAST SEASON:

- Began the year with Double-A New Hampshire.
- Batted .278 with 27 extra-base hits in 94 games for the Fisher Cats.
- Was promoted to Triple-A Buffalo on Aug. 3.
- Slashed .317/.360/.433 over 28 contests for the Bisons to wrap up his 2019 campaign.
- Recorded a 10-game hitting streak from Aug. 9-19 (14-for-37) and ended his season on a nine-game hitting streak, from Aug. 25-Sept. 2 (15-for-34).
- After the season, was added to Toronto's 40-man roster to protect him from the Rule 5 Draft.

*Bold – career high; Red – league high*

Year	Club and League	AVG	G	AB	R	H	2B	3B	HR	RBI	BB	IBB	SO	SB	CS	OBP	SLG	OPS	SF	SH	HBP
2016	GCL Red Sox (GCL)	.244	26	86	8	21	2	0	0	10	10	0	11	1	0	.330	.267	.597	0	2	1
2017	Greenville (SAL)	.280	123	492	64	138	18	4	4	46	39	0	67	20	6	.334	.358	.692	5	5	3
2018	Salem (CAR)	.313	65	256	53	80	15	3	7	32	18	1	35	9	1	.363	.477	.840	3	0	4
	Dunedin (FSL)	.262	17	65	9	17	3	1	2	8	6	0	10	0	3	.333	.431	.764	0	1	1
	New Hampshire (EAS)	.286	42	147	17	42	9	2	1	20	14	0	22	2	1	.354	.395	.749	1	0	2
2019	New Hampshire (EAS)	.278	94	367	46	102	21	1	5	57	35	1	50	10	11	.343	.381	.724	4	1	2
	Buffalo (INT)	.317	28	104	11	33	6	0	2	14	7	0	23	2	2	.360	.433	.793	1	0	0
<b>Minor Totals</b>		.285	395	1517	208	433	74	11	21	187	129	2	218	44	24	.345	.390	.735	13	10	13

## TRANSACTIONS

- Selected by the Boston Red Sox in the 10th round of the 2016 First-Year Player Draft
- Traded to the Toronto Blue Jays in exchange for OF Steve Pearce and cash considerations on June 28, 2018

## PROFESSIONAL CAREER:

### MINORS:

- Began his pro career with the GCL Red Sox in 2016 and batted .244 over 26 games.
- Connected for 18 doubles, four triples and four homers while hitting .333 for Class-A Greenville in 2017.
- Among South Atlantic League batters in 2017, ranked 2nd in hits (138) and 10th in average (.280).
- Spent time in the Dominican Winter League with the Estrellas de Oriente, going 1-for-6 with a walk in five games.
- Started 2018 with Advanced-A Salem where he hit .313 with 15 doubles, three triples and seven home runs over 65 games and was named a Mid-Season All-Star.
- Was acquired by the Blue Jays from the Red Sox in exchange for OF **Steve Pearce** and cash considerations on June 28 and assigned to Advanced-A Dunedin.
- Played 17 games for the D-Jays and slashed .262/.333/.431 with six extra-base hits.
- Wrapped up his 2018 season playing in 42 contests for Double-A New Hampshire...Hit .286 (42-for-147) for the Fisher Cats, including nine doubles, a pair of triples, a homer and 20 RBI.
- Recorded four singles, two runs and two walks over five postseason games for New Hampshire.
- Played in 15 games for the Surprise Saguaros in the Arizona Fall League, batting .250 (14-for-56) with three doubles, a triple and four RBI.







# FISHER DEREK

# 23

## OUTFIELDER

BIRTHDATE ..... August 21, 1993  
 OPENING DAY AGE ..... 26  
 BIRTHPLACE..... Lebanon, PA  
 RESIDENCE..... Rexmont, PA  
 TWITTER..... @DeFish23

BATS/THROWS ..... L/R  
 HEIGHT/WEIGHT ..... 6-3/215  
 CONTRACT STATUS..... signed thru 2020  
 M.L. SERVICE ..... 1.061  
 OPTIONS USED ..... 3 of 3

### PERSONAL:

- Derek Joseph Fisher.
- Graduated from Cedar Crest High School in Lebanon, PA...Was ranked as the 9th-best high school prospect by Baseball America in the 2011 draft class after being named the Pennsylvania State Player of the Year in his senior season...Hit .484 with 12 home runs and 31 RBI in his senior season...Was a three-time All-State honoree.
- Selected by Texas in the 8th round of the 2011 MLB Draft but did not sign...Elected to attend the University of Virginia, where he played three seasons with the Cavaliers...Was a Freshman All-American in 2012 and a second-team Preseason All-American in 2013.
- Selected by Houston in the Competitive Balance Round A as the 37th overall selection in the 2014 draft.

### LAST SEASON:

- Set career highs in runs scored (23), home runs (7), walks (21), strikeouts (57) and stolen bases (5).
- Started the campaign with Triple-A Round Rock and was recalled twice to Houston.
- Played 17 MLB games for the Astros, batting .226 (12-for-53) with four extra-base hits and five RBI...Hit .286 over 60 games for Round Rock.
- Acquired by Toronto in a July 31 trade for RHP **Joe Biagini**, RHP **Aaron Sanchez** and OF **Cal Stevenson**.
- Recorded his 1st home run as a Blue Jay on Aug. 7 at TB, a two-run shot off of **Colin Poche**.
- Hit his 3rd home run of the season on Aug. 8 vs. NYY...Homered in back-to-back games for the 2nd time in his career, also doing so May 7-9, 2018.
- Singled and walked twice on Aug. 12 vs. TEX, leading to a career-high three runs scored.
- On Aug. 16 vs. SEA, notched his 4th homer of 2019 and his 3rd in 14 games as a Blue Jay.
- Hit his 5th homer of the season and his 3rd vs. a left-handed pitcher on Aug. 20 at LAD (**Clayton Kershaw**)...Had homered off of a lefty just once in his career prior to the season.
- Belted his 6th home run on Aug. 30 vs. HOU...The 447-foot blast was a career long.
- Connected for his 7th homer of the season to extend a career high (5 HR in 2017) on Sept. 24 vs. BAL...The solo shot was also his 17th RBI to tie a personal best (2017).

*Bold – career high; Red – league high*

Year	Club and League	AVG	G	AB	R	H	2B	3B	HR	RBI	BB	IBB	SO	SB	CS	OBP	SLG	OPS	SF	SH	HBP
2014	Tri-City (NYP)	.303	41	152	31	46	4	3	2	18	16	1	35	17	4	.378	.408	.786	1	0	3
	GCL Astros (GCL)	.667	1	3	0	2	1	0	0	0	1	0	0	0	0	.750	1.000	1.750	0	0	0
2015	Lancaster (CAL)	.262	84	344	74	90	10	7	16	63	47	0	95	23	5	.354	.471	.825	3	0	4
	Quad Cities (MID)	.305	39	151	32	46	11	1	6	24	19	1	37	8	2	.386	.510	.896	0	1	1
2016	Corpus Christi (TEX)	.245	102	371	54	91	13	4	16	59	74	7	128	23	7	.373	.431	.804	1	0	2
	Fresno (PCL)	.290	27	107	17	31	8	0	5	17	9	0	26	5	0	.347	.505	.852	1	0	1
2017	Fresno (PCL)	.318	84	343	63	109	26	1	21	66	35	1	74	16	10	.384	.583	.967	2	1	3
	HOUSTON (AL)	.212	53	146	21	<b>31</b>	<b>4</b>	1	5	<b>17</b>	17	1	54	3	3	.307	.356	.663	0	0	3
2018	Fresno (PCL)	.251	67	239	44	60	12	1	10	34	39	0	85	11	1	.363	.435	.798	0	0	3
	HOUSTON (AL)	.165	42	79	13	13	2	<b>2</b>	4	11	5	0	42	2	0	.209	.392	.601	2	0	0
2019	Round Rock (PCL)	.286	60	224	44	64	9	1	14	36	40	1	67	8	3	.401	.522	.923	1	1	4
	HOUSTON (AL)	.226	<b>17</b>	53	<b>9</b>	12	<b>2</b>	<b>1</b>	<b>5</b>	<b>7</b>	<b>0</b>	<b>14</b>	<b>4</b>	1	1	.317	.358	.675	0	0	0
	TORONTO (AL)	.161	<b>40</b>	93	<b>14</b>	15	<b>2</b>	0	<b>6</b>	<b>12</b>	<b>14</b>	0	<b>43</b>	1	0	.271	.376	.647	0	0	0
<b>Minor Totals</b>		.279	505	1934	359	539	94	18	90	317	280	11	547	111	32	.374	.486	.860	2	9	21
<b>MAJOR TOTALS</b>		.191	152	371	57	71	10	4	16	45	43	1	153	10	4	.279	.369	.649	0	2	3

### HOME RUN BREAKDOWN

ONE GAME												Total	H	A	2	3	4	GS	LO	XN	IP	PH	RHP	LHP
16	9	7	0	0	0	0	0	0	0	0	0	0	0	0	0	0	0	0	0	0	0	0	8	4

### TRANSACTIONS

- Selected by the Houston Astros in the 1st round (37th) of the 2014 First-Year Player Draft
- On disabled list (gastro intestinal discomfort) from May 20-June 1, 2018
- Traded to the Toronto Blue Jays in exchange for RHP Joe Biagini, RHP Aaron Sanchez and OF Cal Stevenson on July 31, 2019

### GAME HIGHS

**ML Debut** June 14, 2017 vs. TEX  
**Runs** 3 – Aug. 12, 2019 vs. TEX  
**Hits** 3 – July 31, 2017 vs. TB  
**Home Runs** 1 – 16x, last: Sept. 24, 2019 vs. BAL  
**RBI** 2 – 10x, last: Aug. 16, 2019 vs. SEA

**Stolen Bases**  
**Last ML Home Run**  
**Longest Hitting Streak**  
**Longest On-Base Streak**  
**Longest Hitless Streak**

1 – 10x, last: Aug. 23, 2019 at SEA  
 Sept. 24, 2019 vs. BAL  
 4G – 2x, last: July 28-31, 2017  
 10G – July 28-Aug. 6, 2017  
 16AB – April 8-20, 2018



## MILESTONES

Category	Date	Opponent	Pitcher	Notes
Hit	1 June 14, 2017	Texas	Barnette	1R-HR
Home Run	1 June 14, 2017	Texas	Barnette	1st MLB hit
RBI	1 June 14, 2017	Texas	Barnette	1R-HR
Stolen Base	1 June 16, 2017	Boston	Kelly C-Vazquez	2nd base

## PROFESSIONAL CAREER:

## MINORS:

- Signed his first professional contract on July 1, 2014 and reported to the Rookie-level GCL Astros the following day...Played in one game in the GCL, going 2-for-3 with a double and a walk...Promoted to Class-A Short Season Tri-City and finished his season hitting .303 (46-for-152) with 18 RBI and 17 steals in 41 games for the ValleyCats...Named a New York-Penn League Mid-Season All-Star...Played in five games for Tri-City in the playoffs, hitting .375 (6-for-16) with a double, a home run and three RBI.
- Split his 2015 season between Advanced Class-A Lancaster (84G) and Class-A Quad Cities (39G), combining to hit .275 with 21 doubles, 22 home runs, 87 RBI and 31 stolen bases.
- Began his regular season with Quad Cities...Played primarily center field and hit .305 (46-for-151) with 11 doubles and 24 RBI in 39 games before a promotion to Lancaster on May 29.
- As a JetHawk, collected 10 doubles, seven triples, 16 home runs, 63 RBI and 23 stolen bases...Appeared in the postseason for the second straight year and hit .250 (3-for-12) in three games.
- Following the 2015 regular season, played for Glendale in the Arizona Fall League where he hit .254 (15-for-59) with an .821 OPS in 17 games...Was named to the AFL Rising Stars Game.
- Spent the 2016 campaign with Double-A Corpus Christi (102G) and Triple-A Fresno (27G)...Batted a combined .255 with 21 doubles, four triples, 21 homers, 76 RBI, 28 stolen bases and an .815 OPS...Was one of three minor leaguers to record at least 20 homers and 20 stolen bases (also **Jason Martin** and **Dylan Cozens**).
- Opened his season with Double-A Corpus Christi, where he was named a Mid-Season All-Star after hitting .271 (69-for-255) with 11 doubles, 13 homers, 47 RBI and 18 stolen bases in 70 games in the first half.
- Was promoted to Triple-A Fresno on Aug. 7 and batted .290 with eight doubles and five homers in 27 games.

## 2017:

- Began the regular season at Triple-A Fresno...Was selected to the Major League roster on June 14...Optioned to Triple-A on June 19...Recalled again on July 25 and stayed in the Majors through the remainder of the season.
- His sprint speed of 29.1 feet per second led the club and ranked 17th among all Major League players (9th in the AL).
- Made his **MLB debut** in a start in left field on June 14 vs. TEX...Went 2-for-3 with a home run, two walks and two RBI...Homered in his 3rd plate appearance, becoming the first Astro to homer in his MLB debut since **Teoscar Hernandez** on Aug. 12, 2016 at TOR...Recorded his first two career Major League hits in the same inning (6th), knocking a solo homer and an RBI single...Became the first Major League player to record the first two hits of his career in the same inning since **Adam Laroche** did so for the Braves on April 7, 2004 vs. NYM (single and double in the 4th inning)...Became the 2nd Astros player with multiple hits and multiple RBI in his MLB debut, joining **John Paciorek** (3-for-3, 3RBI on Sept. 29, 1963 vs. NYM)...Prior to Fisher, the last MLB player to record multiple hits, multiple RBI, multiple walks and multiple runs in his MLB debut was **Jay Bruce** on May 27, 2008 vs. PIT.
- Became the 5th player in club history to hit two homers over his first five games in the Majors, joining **Tyler White** (3 in 2016), **Carlos Correa** (2015), **Glenn Davis** (1984) and **Ken Caminiti** (1987)...Became the 9th player in club history to reach base safely in each of his first six career games.
- Recorded multi-hit games in back-to-back contests for the 1st time in his career from Sept. 16-17.
- Was a Triple-A Pacific Coast League Mid-Season and Post-Season All-Star, and started the 2017 SiriusXM All-Star Futures Game in left field...Played in 84 games with Triple-A Fresno, batting .318 with 26 doubles, a triple, 21 homers, 66 RBI, 16 steals and a .967 OPS...Was named Pacific Coast League Player of the Week on June 4...Homered in four straight games from May 27-June 1...Prior to his MLB debut, was leading the PCL in total bases while ranking T-3rd in homers, 3rd in slugging and 8th in batting average.
- Appeared in five MLB postseason games: two in the ALDS, one in the ALCS and one in the World Series...Entered as a pinch-runner in four of the five games, and was a pinch-hitter in one game (walked)...Scored the game-winning run in Game 5 of the World Series, from second on **Alex Bregman**'s walk-off single after entering as a pinch-runner.

## 2018:

- Played in 42 games with Houston across two stints with the club.
- Placed on the 10-day DL on May 19 with gastrointestinal discomfort...Activated from the DL and optioned to Triple-A on June 2...Recalled on Aug. 6...Optioned to Triple-A on Aug. 15.
- Tripled in consecutive games on April 1 at TEX and April 2 vs. BAL.
- Hit a 425-foot home run off **Shohei Ohtani** on April 24 vs. LAA for his 1st homer of the campaign.
- Hit a go-ahead homer in the 7th inning on May 9 at OAK, going back-to-back with **Max Stassi**...Marked the 1st time in his career that he homered in consecutive games.
- Batted .251 with 12 doubles, a triple, 10 homers and 34 RBI in 67 games for Triple-A Fresno.





# FONT WILMER

63  
PITCHER

BIRTHDATE ..... May 24, 1990  
OPENING DAY AGE ..... 29  
BIRTHPLACE ..... La Guaira, Venezuela  
RESIDENCE ..... Catia La Mar, Venezuela  
TWITTER ..... NA

BATS/THROWS ..... R/R  
HEIGHT/WEIGHT ..... 6-4/255  
CONTRACT STATUS ..... signed thru 2020  
M.L. SERVICE ..... 2.085  
OPTIONS USED ..... 4 of 4

## PERSONAL:

- Wilmer Font Gómez.
- Favourite pastime is working on his Jeep...Began teaching himself motor mechanic skills when he was 16 years old, mostly by experimenting and taking things apart.
- Grew up idolizing fellow Venezuelan **Andrés Galarraga**.

## LAST SEASON:

- Started the year with the Rays and made 10 relief appearances, striking out 18 batters in 14.0 innings.
- Traded to the Mets for future considerations on May 6.
- Pitched in 15 games for New York (three starts), combining for a 4.94 ERA (17 ER/ 31.0 IP)
- Traded to the Blue Jays in exchange for cash considerations on July 17...Marked his 2nd stint with the Jays organization (pitched in Double-A and Triple-A in 2016).
- Earned the win in his Blue Jays debut on July 20 at DET, striking out four batters over 2.0 IP (2H, ER, HR).
- Made his 1st start for Toronto on Aug. 2 at BAL (2.0 IP, H, 2K).
- On Aug. 7 at TB, threw 2.1 scoreless innings in a start vs. his former team while tying a career high with five strikeouts (4th time).
- Did not allow a run over 13.1 innings from July 27-Aug. 18, the longest scoreless innings streak of his career.
- Held a 3.66 ERA (16ER/39.1IP) over 23 games for the Blue Jays (11 BB, 53K)...In 14 starts, allowed 10 ER in 24.1 IP for a 3.70 ERA (20H, 9BB, 34K).

**Bold – career high; Red – league high**

Year	Club & League	W-L	ERA	G	GS	CG	ShO	SV	IP	H	R	ER	HR	HB	BB	IBB	SO	WP	BK	OBA						
2007	AZL Rangers (AZL)	2-3	4.53	14	10	0	0	0	45.2	41	33	23	2	6	24	0	61	3	3	.238						
2008	AZL Rangers (AZL)	1-0	10.38	3	0	0	0	0	4.1	1	5	5	1	3	1	0	6	0	0	.071						
2009	Hickory (SAL)	8-3	3.49	29	24	0	0	0	108.1	93	51	42	4	9	59	1	105	16	2	.231						
2010	Bakersfield (CAL)	1-2	3.86	9	9	0	0	0	49.0	38	26	21	5	2	32	0	52	1	0	.217						
	Hickory (SAL)	4-1	5.16	7	7	0	0	0	29.2	35	18	17	3	1	13	0	33	5	0	.294						
2011									Did not pitch due to injury																	
2012	Myrtle Beach (CAR)	2-5	4.21	23	19	0	0	0	83.1	58	41	39	10	3	37	0	109	8	1	.198						
	Frisco (TEX)	2-0	3.00	10	0	0	0	1	15.0	9	5	5	1	1	7	1	29	1	0	.170						
	TEXAS (AL)	0-0	9.00	3	0	0	0	0	2.0	0	2	2	0	0	4	0	1	1	0	.000						
2013	Frisco (TEX)	1-2	1.41	26	0	0	0	10	32.0	14	8	5	2	2	24	0	45	4	0	.132						
	Round Rock (PCL)	1-0	0.45	16	0	0	0	4	20.0	8	3	1	0	2	10	0	26	4	0	.119						
	TEXAS (AL)	0-0	0.00	2	0	0	0	0	1.1	1	0	0	0	0	2	0	0	0	0	.200						
2014	Frisco (TEX)	2-1	3.48	29	0	0	0	3	31.0	25	13	12	2	1	17	1	31	1	0	.214						
2015	Ottawa (CAMA)	10-4	4.09	21	20	0	0	0	116.2	116	60	53	4	6	55	0	81	17	2	-						
2016	New Hampshire (EAS)	3-2	3.47	8	8	0	0	0	46.2	41	19	18	7	2	7	0	47	1	0	.234						
	Buffalo (INT)	1-2	4.19	4	3	0	0	0	19.1	20	9	9	1	2	5	0	8	3	0	.267						
2017	Oklahoma City (PCL)	10-8	3.42	25	25	0	0	0	134.1	114	52	51	11	3	35	0	178	2	3	.222						
	LOS ANGELES (NL)	0-0	17.18	3	0	0	0	0	3.2	7	7	7	2	0	4	0	3	0	0	.389						
2018	LOS ANGELES (NL)	0-2	11.32	6	0	0	0	0	10.1	18	13	13	5	0	1	1	7	0	0	.383						
	OAKLAND (AL)	0-0	14.85	4	0	0	0	0	6.2	13	11	11	5	0	4	0	9	1	0	.394						
	TAMPA BAY (AL)	2-1	1.67	9	5	0	0	0	27.0	15	5	5	2	1	11	0	20	0	0	.158						
2019	TAMPA BAY (AL)	1-0	5.79	10	0	0	0	0	14.0	15	9	9	2	0	5	0	18	1	0	.273						
	NEW YORK (NL)	1-2	4.94	15	3	0	0	0	31.0	29	17	17	8	2	13	1	24	1	1	.244						
	TORONTO (AL)	2-3	3.66	23	14	0	0	0	39.1	34	16	16	7	1	11	1	53	0	0	.230						
Minor Totals		38-29	3.61	203	105	0	0	0	18	618.2	497	283	248	49	37	271	3	730	49	9	.218					
MAJOR TOTALS		6-8	5.32	75	22	0	0	0	135.1	132	80	80	31	4	55	3	135	4	1	.251						

## TRANSACTIONS

- Signed by the Texas Rangers as a free agent on July 11, 2006
- Signed by the Cincinnati Reds on November 30, 2014
- Signed by the Toronto Blue Jays on July 7, 2016
- Signed by the Los Angeles Dodgers on December 21, 2016
- Traded to the Oakland Athletics in exchange for LHP Logan Salow on April 25, 2018
- Traded to the Tampa Bay Rays in exchange for RHP Peter Bayer on May 25, 2018
- On disabled list (right lat strain) on June 30, 2018 for the remainder of the season
- Traded to the New York Mets in exchange for future considerations on May 6, 2019
- Traded to the Toronto Blue Jays in exchange for cash considerations on July 17, 2019



## GAME HIGHS

<b>ML Debut</b>	Sept. 18, 2012 at LAA	<b>ER Allowed</b>	6 – April 11, 2018 vs. OAK
<b>Innings Pitched:</b>		<b>HR Allowed</b>	3 – April 28, 2018 vs. OAK
<b>Starter</b>	5.2 – June 23, 2018 vs. NYY	<b>Low Hit CG</b>	None
<b>Reliever</b>	4.1 – April 2, 2018 at ARI	<b>Last Win</b>	Sept. 13, 2019 vs. NYY
<b>Walks:</b>		<b>Last Save</b>	None
<b>Starter</b>	4 – May 20, 2019 vs. WAS	<b>Last CG</b>	None
<b>Reliever</b>	3 – 2x, last: June 20, 2019 at CHC	<b>Last ShO</b>	None
<b>Strikeouts:</b>		<b>Last Start</b>	Sept. 22, 2019 vs. at NYY
<b>Starter</b>	5 – 3x, last: Aug. 7, 2019 at TB	<b>Last Relief App.</b>	Sept. 29, 2019 vs. TB
<b>Reliever</b>	5 – June 20, 2019 at CHC	<b>Longest Win Streak</b>	3G - June 23, 2018-April 22, 2019
<b>Hits Allowed</b>	7 – May 7, 2018 vs. HOU	<b>Longest Losing Streak</b>	3G – April 2-June 8, 2018
		<b>Scoreless Innings Streak</b>	13.1 – July 27-Aug. 18, 2019

## MILESTONES

Category	Date	Opponent	Notes
<b>Start</b>	1 June 8, 2018	Seattle	L - 2.1 IP, 2H, 2ER, 0HR, 1BB, 5K
<b>Win</b>	1 June 23, 2018	New York (AL)	5.2 IP, 3H, 0ER, 0HR, 1BB, 4K

## PROFESSIONAL CAREER:

## 2012:

- Returned from Tommy John Surgery...Made his **MLB debut** on Sept. 18 at LAA with a scoreless 6th inning...Recorded his 1st career strikeout on Sept. 28 vs. LAA as he caught **Mike Trout** looking.

## 2013:

- Spent most of the season in the minors, other than a one-week stint with the Rangers (2G, 1.1 IP)...Combined to go 2-2 with a 1.04 ERA over 42 games for Double-A Frisco (26G) and Triple-A Round Rock (16G)...Pitched to a 2.08 ERA (4 ER/17.1 IP) in 18 outings for Caracas in the Venezuelan Winter League.

## 2014:

- Was limited to 29 appearances for Double-A Frisco due to two stints on the disabled list...Designated for assignment on Oct. 2.

## 2015:

- Spent the year pitching for the Ottawa Champions of the independent Can-Am League, going 10-4 with a 4.09 ERA in 21 games (20 starts)...Made three appearances for Caracas in the Venezuelan Winter League.

## 2016:

- Split the campaign between Double-A New Hampshire and Triple-A Buffalo...Combined to go 4-4 with a 3.68 ERA in 12 games (11 starts).
- Signed with the Blue Jays on July 7 after 10 outings (nine starts) for the Ottawa Champions.


## 2017:

- Named the Pacific Coast League Pitcher of the Year, leading the league with a 3.42 ERA, a 1.11 WHIP, a .222 opponents' batting average and 178 strikeouts...His strikeout total was the highest in Triple-A Oklahoma City history...Was also tied for 3rd in the league with 10 wins.
- Was named to the PCL Mid-Season and Post-Season All-Star teams, and was also dubbed a Baseball America Triple-A All-Star.
- Selected to the Dodgers' Major League roster on Sept. 2 and pitched in relief that night in San Diego, his first big-league action since 2013.

## 2018:

- Made the Dodgers' Opening Day roster and appeared in six games for them.
- Designated for assignment on April 23 and traded to the Athletics for minor leaguer LHP **Logan Salow**.
- Pitched in four games for the A's and allowed 11 runs in 6.2 innings.
- Designated for assignment on May 23 and traded to the Rays for RHP **Peter Bayer** on May 25.
- Went 2-1 with a 1.67 ERA (5 ER/27.0 IP) in nine games (five starts) with the Rays, compared to 0-2 with a 12.71 ERA in 10 MLB appearances before the trade...Yielded at least one run in eight of 10 outings prior to the trade.
- Made his 1st career start on June 8 vs. SEA and struck out five batters over 2.1 innings.
- Had his longest career outing on June 23 vs. NYY, throwing 5.2 innings in his 4th start (26th game) while earning his 1st career win.
- Landed on the DL on June 30 for the remainder of the season with a right lat strain.





# GAVIGLIO

## SAM

43  
PITCHER

BIRTHDATE ..... May 22, 1990  
OPENING DAY AGE ..... 29  
BIRTHPLACE ..... Ashland, OR  
RESIDENCE ..... Talent, OR  
TWITTER ..... NA

BATS/THROWS ..... R/R  
HEIGHT/WEIGHT ..... 6-1/215  
CONTRACT STATUS ..... signed thru 2020  
M.L. SERVICE ..... 2.067  
OPTIONS USED ..... 2 of 3

### PERSONAL:

- Samuel Joseph Gaviglio.
- Married to Alaina and has a daughter, Livia.
- Graduated from Ashland High School (OR) in 2008...Lettered three seasons in baseball and two in football and was named the Oregon 5A Pitcher of the Year as a senior.
- Selected by the Tampa Bay Rays in the 40th round of the 2008 First-Year Player Draft but did not sign.
- Played college baseball at Oregon State from 2009-2011...Went 12-2 with a 1.87 ERA in his final season and was named Pac-10 All-Conference and 2nd Team College All-American.

### LAST SEASON:

- His 95.2 innings of relief were the most in the Majors and the most by any Blue Jay since **Duane Ward's** 101.1 innings in 1992.
- Recorded 88 strikeouts, tied for 9th most among AL relievers.
- Picked up his 1st win of the season with a scoreless 7th inning on April 15 at MIN (1H, 1K)...Marked his 2nd career win as a reliever (also: May 11, 2018 vs. BOS - his 1st game as a Blue Jay).
- Retired all 12 batters he faced on April 27 at OAK as he earned his 2nd win...Set career highs in a relief appearance with his 4.0 innings pitched and five strikeouts...Became the 4th pitcher in team history with a perfect relief appearance of 12+ batters.
- Earned his 10th career win with 3.0 innings of one-hit relief on May 17 at CWS (1BB, 1K).
- Tossed 2.0 hitless frames to claim the W on June 5 vs. NYY, tying a career high with his 4th win of season (2017).

**Bold – career high; Red – league high**

Year	Club & League	W-L	ERA	G	GS	CG	ShO	SV	IP	H	R	ER	HR	HB	BB	IBB	SO	WP	BK	OBA
2011	Batavia (NYP)	0-0	0.00	2	2	0	0	0	4.0	2	0	0	0	0	0	0	4	0	0	.143
2012	Quad Cities (MID)	9-9	3.92	23	23	0	0	0	133.0	128	74	58	12	11	30	0	113	16	0	.247
2013	GCL Cardinals (GCL)	0-0	0.00	2	1	0	0	0	8.0	4	0	0	0	0	1	0	9	0	0	.143
	Palm Beach (FSL)	4-1	2.72	7	7	0	0	0	39.2	29	13	12	2	1	12	0	30	1	0	.207
2014	Springfield (TEX)	5-12	4.28	25	24	0	0	0	136.2	153	79	65	8	9	46	2	126	12	3	.284
2015	AZL Mariners (AZL)	0-0	0.00	2	2	0	0	0	4.0	2	0	0	0	0	0	0	1	0	0	.143
	Tacoma (PCL)	8-7	5.13	21	17	0	0	0	101.2	102	64	58	16	4	36	0	79	4	0	.257
2016	Jackson (SOU)	5-5	4.15	18	17	0	0	0	102.0	104	51	47	7	1	22	0	73	3	0	.263
	Tacoma (PCL)	3-2	3.71	10	9	1	1	0	63.0	59	29	26	7	1	14	0	50	2	0	.243
2017	Tacoma (PCL)	3-6	3.88	13	13	1	0	0	72.0	72	35	31	5	5	12	0	57	1	0	.259
	SEATTLE (AL)	3-5	4.62	12	11	0	0	0	62.1	63	37	32	15	2	21	1	40	1	2	.270
	KANSAS CITY (AL)	1-0	3.00	4	2	0	0	0	12.0	13	4	4	1	1	5	0	9	0	0	.271
2018	Buffalo (INT)	0-0	1.86	5	5	0	0	0	29.0	21	6	6	4	1	4	0	29	0	0	.206
	TORONTO (AL)	3-10	5.31	26	24	0	0	0	123.2	140	77	73	21	4	38	1	105	6	2	.281
2019	TORONTO (AL)	4-2	4.61	52	0	0	0	0	95.2	85	51	49	18	4	22	0	88	0	1	.235
<b>Minor Totals</b>		37-42	3.94	128	120	2	1	0	693.0	676	351	303	61	33	177	2	571	39	3	.253
<b>MAJOR TOTALS</b>		11-17	4.84	94	37	0	0	0	293.2	301	169	158	55	11	86	2	242	7	5	.264

### TRANSACTIONS

- Selected by the St. Louis Cardinals in the 5th round of the 2011 First-Year Player Draft
- Traded to the Seattle Mariners in exchange for INF Ty Kelly on November 20, 2014
- Claimed off waivers by the Kansas City Royals on September 1, 2017
- Traded to the Toronto Blue Jays in exchange for cash considerations on March 21, 2018

### GAME HIGHS

<b>ML Debut:</b>	May 11, 2017 at TOR	<b>ER Allowed</b>	7 – July 6, 2017 vs. OAK
<b>Innings Pitched:</b>		<b>HR Allowed</b>	3 – 2x, last: May 25, 2019 vs. SD
<b>Starter</b>	7.2 – July 20, 2018 vs. BAL	<b>Low Hit CG</b>	None
<b>Reliever</b>	4.0 – April 20, 2019 at OAK	<b>Last Win</b>	June 5, 2019 vs. NYY
<b>Walks:</b>		<b>Last Save</b>	None
<b>Starter</b>	4 – June 19, 2017 vs. DET	<b>Last CG</b>	None
<b>Reliever</b>	3 – 2x, last: Aug. 23, 2019 at SEA	<b>Last ShO</b>	None
<b>Strikeouts:</b>		<b>Last Start</b>	Sept. 30, 2018 at TB
<b>Starter</b>	8 – July 20, 2018 vs. BAL	<b>Last Relief App.</b>	Sept. 28, 2019 vs. TB
<b>Reliever</b>	5 – April 20, 2019 at OAK	<b>Longest Win Streak</b>	3G – 2x, last: April 15-May 17, 2019
<b>Hits Allowed</b>	9 – July 6, 2017 vs. OAK	<b>Longest Losing Streak</b>	6G – May 30-Aug. 16, 2018
		<b>Scoreless Innings Streak</b>	9.0 – April 15-30, 2019





## MILESTONES

Category	Date	Opponent	Notes
Start	1 May 18, 2017	Chicago (AL)	ND - 5.0 IP, 3H, 0ER, 1BB, 2K
Win	1 May 29, 2017	at Colorado	5.0 IP, 6H, 5ER, 2HR, 2BB, 1K

## PROFESSIONAL CAREER:

## MINORS:

- Spent the entire 2014 season at Double-A Springfield where he went 5-12 with a 4.28 ERA (65 ER/136.2 IP)...Ranked 3rd in the Texas League with 162 strikeouts.
- Spent most of the 2015 campaign with Triple-A Tacoma where he posted an 8-7 record with a 5.13 ERA (58 ER/101.2 IP) in 21 appearances (17 starts).
- Went 8-7 in 2016 with a 3.98 ERA (73 ER/165.0 IP) across 28 appearances (26 starts) between Double-A Jackson and Tacoma...Recorded at least 6.0 innings in 19 of 26 starts, including 17 quality starts.
- Pitched his 1st career professional complete game and shutout on Aug. 8, 2016 vs. Sacramento (9.0 IP, 4H, 1BB, 6K).

## 2017:

- Posted a 4-5 record with a 4.36 ERA (36 ER/74.1 IP) in 16 appearances (13 starts) between Seattle and Kansas City.
- Started the season at Tacoma, where he went 2-3 with a 3.31 ERA (12 ER in 32.2 IP) in five starts.
- Made his **MLB debut** with Seattle on May 11 at Toronto, allowing a solo home run (**Justin Smoak**) in 2.0 innings of relief (2H, 4K).
- Made his 1st Major League start on May 18 vs. the White Sox, allowing three hits and one walk in 5.0 scoreless innings.
- Went 2-1 with a 2.67 ERA (8 ER/27.0 IP) in his first five big-league starts, recording at least 5.0 innings and allowing no more than one earned run in all but one of those starts.
- Went 1-3 with a 5.93 ERA (18 ER/27.1 IP) over his next five starts, before being optioned to Tacoma on July 6.
- Was recalled on July 18 for one start with Seattle, taking the loss at Houston, allowing five runs in 6.0 innings.
- Was optioned to Tacoma on July 20 and went 1-2 with a 3.93 ERA (15 ER in 34.1 IP) over his final seven starts there.
- On Sept. 1, was selected off waivers by Kansas City.
- Went 1-0 with a 3.00 ERA (4 ER/12.0 IP) in four appearances (two starts) with the Royals in September.
- Allowed one run on four hits and three walks in 5.0 innings in his Royals debut on Sept. 7 vs. Minnesota.
- Earned his 1st win as a Royal on Sept. 12 vs. the White Sox, allowing just two runs on seven hits in 5.0 innings.

## 2018:

- Struck out 100+ batters for the 1st time while playing a career-high 26 games (24 starts)...His 24 starts were 2nd most on the team (**Marco Estrada**-28).
- Finished the season with a record of 2-3 and a 3.41 ERA (27 ER/71.1 IP) at home...Was 1-6 with an 7.91 ERA on the road (46 ER/52.1 IP).
- Had a 4.24 ERA (32 ER/67.0 IP) in divisional games (6.63 ERA vs. all others).
- Was acquired from the Royals in exchange for cash considerations on March 21 and assigned to Triple-A Buffalo to start the season.
- Posted a 1.86 ERA over five starts for the Bisons (29.0 IP, 21H, 6ER, 4HR, 4BB, 29K).
- Recalled from Buffalo on May 11 and earned the win in his Blue Jays debut that night vs. BOS...Threw 3.0 innings, his longest career outing as a reliever (1H, 3K).
- Made his 1st start for the Blue Jays on May 19 vs. OAK and tossed 5.1 scoreless innings (6H, 1BB, 6K).
- On May 25 at PHI, threw his 1st quality start as a Blue Jay...Hit his 1st extra-base hit - a double in the 2nd inning...Marked the 1st extra-base hit by a Blue Jays pitcher since May 18, 2017 when **Marcus Stroman** homered in Atlanta...Became the 9th Blue Jays pitcher all-time to record an extra-base hit.
- Threw 6.0 innings on May 30 at BOS (7H, 4R, 4K)...Retired the first six Red Sox he faced in order before allowing a single to **Blake Swihart** to begin 3rd inning...Set down the side in order three times, in the 1st, 2nd and 4th innings.
- Threw 7.0 scoreless innings on June 6 vs. NYY (3H, 3BB, 4K)...The 7.0 IP were a career high (6.1 on July 1, 2017 at LAA), as were his 104 pitches (102 on June 9, 2017 vs. TOR)...Had thrown 12.1 scoreless innings across his first two starts at home.
- Placed on the paternity list on June 19 and reinstated on June 22.
- After allowing two runs (one earned) vs. NYY on July 6, held a 1.95 ERA (6 ER/27.2 IP) over his first five home starts as a Blue Jay - the best all-time (2nd: **David Price** - 1.98, 3rd: **Tom Candiotti** - 2.16).
- Allowed a season-high six earned runs on July 11 at ATL...Marked his shortest outing as a starter (1.2 innings) and his only start without recording a strikeout.
- Made a start on two days rest for the first time on July 14 at BOS, where he allowed one run on four hits across 3.1 innings (1BB/2K).
- Set career-highs with eight strikeouts and 7.2 innings pitched vs. BAL on July 20...Threw a career-best 71 strikes (103 pitches) while allowing four runs on seven hits.
- Set a career-long mark of six consecutive losing decisions with a loss on Aug. 16 at KC.
- Earned his 3rd win of the season on Aug. 21 vs. BAL, going 7.0 IP while giving up two runs on six hits for his 4th quality start (1BB, 7K)...Was his longest outing since July 20 vs. BAL and his 1st win since May 25 vs. PHI...His 15 starts without a win tied the 2nd longest streak in team history (**Tom Underwood**-21, **Ricky Romero**-15).





# GILES KEN

# 51

  
PITCHER

BIRTHDATE ..... September 20, 1990  
 OPENING DAY AGE ..... 29  
 BIRTHPLACE ..... Albuquerque, NM  
 RESIDENCE ..... Phoenix, AZ  
 TWITTER ..... NA

BATS/THROWS ..... R/R  
 HEIGHT/WEIGHT ..... 6-3/210  
 CONTRACT STATUS ..... signed thru 2020  
 M.L. SERVICE ..... 5.113  
 OPTIONS USED ..... 0 of 3

## PERSONAL:

- Kenneth Robert Giles.
- Graduated from Rio Grande High School in Albuquerque, NM, in 2009...Attended El Dorado High School before transferring to Rio Grande for his senior year.
- Selected by the Marlins in the 44th round of the 2009 draft but did not sign, opting to attend New Mexico Junior College... Pitched in 10 games during his freshman season, allowing 18 earned runs in 11.1 innings.
- Transferred to Yavapai College in Prescott, AZ, for his sophomore season...Made 23 appearances, posting a 1.18 ERA (5 ER/38.0 IP) with 67 strikeouts and 22 walks.
- His brother, **Josh**, pitched in the minors from 2005-2008 within the Texas Rangers organization.
- His wife, Estela, was a pitcher on the University of Arizona softball team...They have two sons, Brody and Brayden.

## LAST SEASON:

- Ranked 1st among AL relievers in strikeout rate (39.9%), 3rd in ERA (1.87) and T-8th in saves (23).
- Led the Majors with a 95.8 save percentage, which was also the best in club history (min. 20 SVO)...His 98.0 SV% over the last two seasons (49-for-50) is tied with Canadian **Eric Gagne** (2003-2004) for the highest over any two-year span since saves became official in 1969 (courtesy STATS).
- Posted a 0.87 ERA (3 ER/31.0 IP) at home, the best among all MLB pitchers with at least 25.0 innings pitched at home.
- Was named BBWAA, Toronto Chapter, Pitcher of the Year.
- Converted 34 consecutive save opportunities from Sept. 12, 2017 to April 11, 2019...Marked the longest active streak at the time, and tied for 27th longest in MLB history...His 17 consecutive save conversions marked the longest streak to begin a Blue Jays career all-time (**B.J. Ryan** - 11 in 2006).
- Put together a career-high 18.0 scoreless innings streak from April 18-June 20...Was the longest scoreless streak by a Blue Jay in 2019 and the longest active streak in the Majors at the time.
- Struck out a batter in 27 straight relief appearances from April 13-July 23 to set a team record (**Kelvyn Escobar** - 25).
- Recorded his 1st win as a Blue Jay on April 26 vs. OAK (1.0, H, 2K)...Was his first W since May 5, 2017 at LAA.
- Collected his 9th save of season and the 100th of his career on May 10 vs. CWS.
- On June 1 at COL, fanned **Raimel Tapia** with a 100.4 MPH fastball, the 3rd fastest pitch ever recorded by a Blue Jay since tracking became official in 2008 (**Brandon Morrow** - 101.2 on Sept. 10, 2014; **Jeremy Jeffress** - 100.8 on Sept. 4, 2013).
- Was placed on the injured list with right elbow inflammation from June 9-19.
- Spent a few days on the paternity list, from Aug. 22-24.

**Bold – career high; Red – league high**

Year	Club & League	W-L	ERA	G	GS	CG	ShO	SV	IP	H	R	ER	HR	HB	BB	IBB	SO	WP	BK	OBA
2011	GCL Phillies (GCL)	1-1	5.79	3	0	0	0	0	4.2	6	4	3	1	1	3	0	7	1	0	.333
2012	Lakewood (SAL)	3-3	3.61	29	6	0	0	5	67.1	54	30	27	5	6	44	0	86	8	0	.215
	Clearwater (FSL)	1-0	3.07	10	0	0	0	3	14.2	10	5	5	1	0	6	0	25	1	0	.182
2013	Clearwater (FSL)	2-2	6.31	24	0	0	0	6	25.2	23	19	18	4	1	19	0	34	1	0	.237
2014	Reading (EAS)	0-0	1.20	13	0	0	0	7	15.0	8	3	2	0	0	5	0	29	0	0	.154
	Lehigh Valley (INT)	2-0	2.63	11	0	0	0	5	13.2	10	4	4	0	1	8	0	9	1	0	.217
	PHILADELPHIA (NL)	3-1	1.18	44	0	0	0	1	45.2	25	7	6	1	0	11	1	64	1	0	.164
2015	PHILADELPHIA (NL)	6-3	1.80	<b>69</b>	0	0	0	15	<b>70.0</b>	59	23	14	2	1	<b>25</b>	2	87	1	0	.219
2016	HOUSTON (AL)	2-5	4.11	<b>69</b>	0	0	0	15	65.2	60	32	30	<b>8</b>	2	<b>25</b>	1	<b>102</b>	14	0	.234
2017	HOUSTON (AL)	1-3	2.30	63	0	0	0	<b>34</b>	62.2	44	16	16	4	1	21	0	83	3	0	.198
2018	Fresno (PCL)	0-0	8.44	6	0	0	0	0	5.1	9	5	5	0	0	2	0	8	1	0	.360
	HOUSTON (AL)	0-2	4.99	34	0	0	0	12	30.2	36	17	17	2	0	3	0	31	1	0	.286
	TORONTO (AL)	0-1	4.12	21	0	0	0	14	19.2	18	11	9	4	1	4	0	22	1	0	.234
2019	TORONTO (AL)	2-3	1.87	53	0	0	0	23	53.0	36	11	11	5	0	17	1	83	2	0	.188
<b>Minor Totals</b>		9-6	3.94	96	6	0	0	26	146.1	120	70	64	11	9	87	0	198	13	0	.221
<b>MAJOR TOTALS</b>		14-18	2.67	353	0	0	0	114	347.1	278	117	103	26	5	106	5	472	23	0	.215

## TRANSACTIONS

- Selected by the Philadelphia Phillies in the 7th round of the 2011 First-Year Player Draft
- Traded to the Houston Astros along with SSJonathan Arauz in exchange for LHP Brett Oberholtzer, RHP Harold Arauz, RHP Mark Appel, RHP Tom Eshelman and Vince Velasquez on December 12, 2015
- Traded to the Toronto Blue Jays along with RHP David Paulino and RHP Hector Perez in exchange for RHP Roberto Osuna on July 30, 2018
- On the injured list (right elbow inflammation) from June 9-19, 2019



## GAME HIGHS

<b>ML Debut</b>	June 12, 2014 vs. SD	<b>ER Allowed</b>	6 - Sept. 23, 2016 vs. LAA
<b>Innings Pitched:</b>		<b>HR Allowed</b>	2 - Aug. 7, 2018 vs. BOS
<b>Starter</b>	None	<b>Low Hit CG</b>	None
<b>Reliever</b>	2.1 - Aug. 27, 2015 vs. NYM	<b>Last Win</b>	July 23, 2019 vs. CLE
<b>Walks:</b>		<b>Last Save</b>	Sept. 28, 2019 vs. TB
<b>Starter</b>	None	<b>Last CG</b>	None
<b>Reliever</b>	3 - 5x, last: April 11, 2019 at BOS	<b>Last ShO</b>	None
<b>Strikeouts:</b>		<b>Last Start</b>	None
<b>Starter</b>	None	<b>Last Relief App.</b>	Sept. 28, 2019 vs. TB
<b>Reliever</b>	6 - Aug. 7, 2016 vs. TEX	<b>Longest Win Streak</b>	3G - July 17-Sept. 12, 2015
<b>Hits Allowed</b>	4 - 3x, last: Aug. 7, 2018 vs. BOS	<b>Longest Losing Streak</b>	6G - June 6, 2017-April 11, 2019
		<b>Scoreless Innings Streak</b>	18.0 - April 18-June 20, 2019

## MILESTONES

Category	Date	Opponent	Notes
<b>Win</b>	1 Aug. 10, 2014	New York (NL)	as a reliever - 1.0 IP, 1H, 0ER, 0BB, 1K
<b>Save</b>	1 Sept. 20, 2014	at Oakland	1.0 IP, 1K
	100 May 10, 2019	Chicago (AL)	1.0 IP, 1K

## PROFESSIONAL CAREER:

### 2014:

- Finished 4th in NL Rookie of the Year voting...Among all NL relievers, finished 3rd in WHIP (0.79) and SO/BB ratio (5.82), as well as 5th in SO/9.0 IP (12.61)...Posted a 38.6% SO rate after striking out 64 of the 166 total batters he faced, trailing only **Aroldis Chapman** (52.5%) and **Craig Kimbrel** (38.9%) among all NL relievers.
- Had his contract selected from Triple-A Lehigh Valley on June 8 and made his **MLB debut** on June 12 vs. SD (0.1 IP, ER, HR, K).
- Earned his 1st MLB win on Aug. 10 vs. NYM (1.0 IP, 1H, 1K).
- Pitched a scoreless 8th inning (3K) in the Phillies' combined no-hitter on Sept. 1 at ATL.
- Retired 25 consecutive batters (13K) from Aug. 27-Sept. 13.
- Earned his 1st big-league save on Sept. 20 at OAK (1.0 IP, K).

### 2015:

- Ranked 3rd among National League relievers in ERA (1.80, 14 ER/70.0 IP) and T-4th in strikeouts (87)...
- Became the fastest Phillies pitcher to reach 100 career strikeouts (77.0 IP) since RHP **Brad Lidge** (74.2 IP)...Recorded his 100th career punchout on June 23 at NYY (**Brett Gardner**).
- Went 237 consecutive batters faced without allowing a home run from June 23, 2014 to May 16, 2015.

### 2016:

- Set a career-high with 102 strikeouts, becoming the 6th reliever in Astros history with a 100-SO season...Tied a career high and led the Astros with 69 appearances...Ranked 3rd among AL relievers in strikeouts behind RHP **Dellin Betances** (126) and LHP **Andrew Miller** (123).
- Opponents hit just .093 with five extra-base hits off his slider...Also recorded 84 of his 102 strikeouts via the pitch (80.8%).
- His 16.33 strikeouts per 9.0 innings ratio in the 2nd half of the 2016 season (52 SO/28.2 IP) was the highest produced by a Major Leaguer since the year of the first ASG (1933).
- Struck out a career-best six batters on 36 pitches in 1.2 innings on Aug. 7 vs. TEX...Struck out four batters in the 9th inning, becoming the first Astros pitcher with four strikeouts in a single inning since RHP **Bud Norris** on April 24, 2012 at MIL...Also became the 3rd pitcher since 1913 to record six strikeouts in an appearance of less than 2.0 innings, joining Montreal's **Steve Kline** (Aug. 17, 1999 at SF) and Boston's **Tim Wakefield** (Aug. 10, 1999 at KC).
- Was placed on the Paternity List for the birth of his son, Brody, on Aug. 12, 2016.

### 2017:

- Recorded 34 saves in 38 chances (89.5%) and boasted a 2.30 ERA (16 ER/62.2 IP) in 63 outings...Ranked T-4th in the AL in saves and 2nd in save percentage.
- Struck out 83 batters in his 62.2 innings of work for a 11.92 strikeouts per 9.0 innings ratio...Walked 21 for a 3.02 walks per 9.0 innings ratio, which was his lowest since his debut season in 2014 (2.17).
- Pitched at least 40 innings while maintaining a strikeout per 9.0 inning ratio of 11.00 from 2014-2017, joining RHP **Troy Percival** (1995-1998) as the only players since 1913 to do so.
- Had a 15-game scoreless streak at home from April 17-July 14...Went 10-for-10 in save opportunities during his streak, and held opposing hitters to an .089 batting avg (4-for-45).
- Recorded a 2.0-inning save in Game 4 of the ALDS at BOS...Gave up one run, an inside-the-park homer to **Rafael Devers** in the 9th inning.
- Recorded the final five outs of Game 1 of the ALCS to capture his second consecutive save...Recorded four strikeouts in his 1.2 innings, allowing one run on one hit, a 9th-inning solo homer by **Greg Bird**...Became the 2nd pitcher in Astros history to post consecutive saves of at least five outs in the postseason, joining **Brad Lidge**, who did so in Games 3 and 4 of the 2004 NLCS vs. the Cardinals.



**2018:**

- Was a perfect 26-for-26 in save opportunities while posting a 0.36 ERA in those outings (24.2 IP, 13H, ER, HR, 3BB, 30K).
- His 14 consecutive save conversions is the longest streak to begin a Blue Jays career (**B.J. Ryan** - 11 in 2006).
- Was the only closer without a blown save (min. 15 SV-OP).
- His 26 saves without a blown save were 8th most in MLB history.
- Allowed 25 of 26 ER in non-save situations (8.77 ERA, 25.2 IP, 41H, 3BB, 23K).
- Had a record of 0-2 and went 12-for-12 in save situations with a 4.99 ERA (17 ER/30.2 IP) and a 1.27 WHIP over 34 appearances for Houston...Allowed all 17 of his ER in non-save situations (19.2 IP, 29H, 2BB, 16K).
- Was optioned to Triple-A Fresno by Houston on July 11, where he posted an 8.44 ERA (5 ER/5.1 IP, 9H, 2BB, 8K).
- Was acquired from the Astros along with RHP **David Paulino** and RHP **Hector Perez** in exchange for RHP **Roberto Osuna** on July 30.
- Made his Blue Jays debut on Aug. 3 at SEA, striking out three batters (1.0, 2H, ER).
- Allowed two home runs in a game for the first time in his career on Aug. 7 vs. BOS.
- Picked up his 1st save as a Blue Jay on Aug. 12 vs. TB (1.0 IP, K).
- Recorded his only four-out save of the season on Sept. 15 at NYY (1.1 IP, 2K).
- Saved back-to-back games for the 4th time since joining the Jays on Sept. 26 vs. HOU and Sept. 28 at TB.
- Over 21 games with Toronto, posted a 4.12 ERA (9 ER/19.2 IP) with a 1.12 WHIP.





# GRICHUK RANDAL

15

OUTFIELDER

BIRTHDATE ..... August 13, 1991  
 OPENING DAY AGE ..... 28  
 BIRTHPLACE ..... Rosenberg, TX  
 RESIDENCE ..... Rosenberg, TX  
 TWITTER ..... @RGrich15

BATS/THROWS ..... R/R  
 HEIGHT/WEIGHT ..... 6-2/216  
 CONTRACT STATUS ..... signed thru 2023  
 M.L. SERVICE ..... 5.033  
 OPTIONS USED ..... 3 of 3

## PERSONAL:

- Randal Alexander Grichuk...Pronounced GRICH-ick.
- Played in the Little League World Series in 2003 and 2004 for Lamar (Texas)...Batted .632 (12-for-19) with four homers and 11 RBI in his 12-year-old season at the LLWS, helping Lamar to a 3rd-place finish.
- Played for Team USA in the 2007 World Youth Baseball Championship in Venezuela, hitting three home runs en route to the Gold Medal.
- Played high school baseball at Lamar Consolidated HS in Rosenberg, TX...Hit .613 with a nation-leading 21 home runs to go with 46 RBI in 28 games in his senior year...Combined for 38 home runs over his junior and senior seasons...Signed a letter of intent with the University of Arizona.
- Selected ahead of Mike Trout in back-to-back Los Angeles Angels picks (24th and 25th overall) in the 2009 draft.

## LAST SEASON:

- Set career highs in games (151), runs (75), hits (136), home runs (31), RBI (80), walks (35) and strikeouts (163).
- Led the team in games played, runs, hits, doubles (29), triples (5), home runs and RBI.
- Nominated for the Hank Aaron Award as the Blue Jays' top hitter.
- Was also Toronto's 2019 Roberto Clemente Award nominee...The award is bestowed annually to the player who best represents the game of baseball through extraordinary character, community involvement, philanthropy and positive contributions, both on and off the field.
- Hit his 1st home run of the season on April 1 vs. BAL, ending a 0-for-14 drought to start the year...Added a double in the 9th inning.
- Signed a five-year contract extension (through 2023) worth \$52 million on April 2.
- Hit two solo homers on April 3 vs. BAL for his 6th career multi-HR game.
- On April 16 at MIN, drew three walks in a game for the 2nd time in his career (also April 10, 2016 at ATL).
- Belted a 469-foot home run on May 31 at COL, which was the longest by a Blue Jay in 2019...Has hit the three longest home runs on the team since he arrived in 2018.
- Connected for his 10th homer of the season on June 4 vs. NYY, his 7th to give the Blue Jays their first run(s) of the game.
- Hit a pair of homers on June 5 vs. NYY for his 7th career multi-HR game...Homered in consecutive games for the 14th time in his career (2nd time in 2019).
- Tied a career high with a four-hit game on July 1 vs. KC (4th time, last: Aug. 28, 2018 at BAL)...Reached the 500-hit mark for his career.
- Singled, tripled and homered (17th) in the same game for the 1st time in his career on July 29 vs. KC.
- Singled twice and doubled twice on Aug. 4 at BAL to tie a career high in hits for the 5th time, and 2nd time during the season (July 1 vs. KC).
- Hit his 19th homer of the season on Aug. 7 at TB, his 3rd in nine games on the road trip.
- Notched his 20th home run on Aug. 9 vs. NYY, reaching the 20-HR mark for the 4th straight season.
- Belted his 22nd homer of the campaign on Aug. 13 vs. TEX...Marked his 300th career RBI...Homered in consecutive games for the 15th time in his career.
- Followed up a **Vladimir Guerrero Jr.** home run with his own on Aug. 16 vs. SEA, helping Toronto set a new franchise record with its 12th set of back-to-back homers of the season (11 in 1999).
- Hit his 24th home run of the season and his 12th career interleague home run on Sept. 2 at ATL.
- On Sept. 8 at TB, recorded his 25th homer to tie a career high (2018).
- Set a career mark with his 26th home run on Sept. 13 vs. NYY.
- Recorded his 8th career multi-HR game and his 3rd of the season on Sept. 15 vs. NYY...Gave him eight homers vs. NYY, the most by any player in 2019...Became the 20th player all-time with eight home runs against the Yankees in a single season.
- On Sept. 17 at BAL, homered in consecutive games for the 16th time in his career and the 4th time of the campaign.
- Belted his 2nd career grand slam with two out in the 9th inning to give the Blue Jays a 10-9 lead on Sept. 18 at BAL...Became the 5th player in club history with a slam in the 9th inning or later when down three runs...Reached the 30-HR mark for the 1st time...Homered in three straight games for the 3rd time in his career (2x in 2017).
- Put together a career-long 11-game hitting streak from Sept. 6-19...Hit .283 (13-for-46) with four doubles, a triple and six home runs over that span...The streak was tied with **Bo Bichette** for the longest by a Blue Jay in 2019.
- Hit his 31st homer to extend his career high on Sept. 23 vs. BAL.





**Bold – career high; Red – league high**

Year	Club and League	AVG	G	AB	R	H	2B	3B	HR	RBI	BB	IBB	SO	SB	CS	OBP	SLG	OPS	SF	SH	HBP
2009	AZL Angels (AZL)	.322	53	236	47	76	13	10	7	53	9	0	64	6	4	.352	.551	.903	4	3	4
2010	AZL Angels (AZL)	.327	12	49	7	16	3	2	4	10	3	0	9	0	0	.365	.714	1.079	0	0	0
	Cedar Rapids (MID)	.292	52	202	41	59	19	4	7	36	9	0	50	4	0	.327	.530	.857	1	0	2
2011	AZL Angels (AZL)	.333	7	24	2	8	1	1	0	6	2	0	4	0	0	.357	.458	.815	2	0	0
	Cedar Rapids (MID)	.230	32	122	12	28	7	4	2	13	6	0	29	0	1	.267	.402	.669	2	0	1
	Inland Empire (CAL)	.283	14	53	13	15	4	2	1	6	0	0	13	0	0	.316	.491	.807	1	0	3
2012	Inland Empire (CAL)	.298	135	537	79	160	30	9	18	71	23	3	92	16	6	.335	.488	.823	4	2	9
2013	Arkansas (TEX)	.256	128	500	85	128	27	8	22	64	28	2	92	9	5	.306	.474	.780	3	2	9
2014	Memphis (PCL)	.259	108	436	73	113	23	2	25	71	28	2	108	8	5	.311	.493	.804	2	0	6
	ST. LOUIS (NL)	.245	47	110	11	27	6	1	3	8	5	0	31	0	2	.278	.400	.678	0	1	0
2015	ST. LOUIS (NL)	.276	103	323	49	89	23	7	17	47	22	2	110	4	2	.329	.548	.877	1	0	4
2016	Memphis (PCL)	.272	23	81	12	22	4	1	6	18	2	0	14	0	0	.302	.568	.870	1	0	2
	ST. LOUIS (NL)	.240	132	446	66	107	29	3	24	68	28	0	141	5	4	.289	.480	.769	1	0	3
2017	Palm Beach (FSL)	.333	1	3	1	1	0	1	0	1	1	0	1	0	0	.500	1.000	1.500	0	0	0
	Springfield (TEX)	.250	1	4	1	1	0	0	1	3	0	0	2	0	0	.250	1.000	1.250	0	0	0
	Memphis (PCL)	.270	14	63	11	17	3	0	6	9	3	1	20	0	0	.313	.603	.916	0	0	1
	ST. LOUIS (NL)	.238	122	412	53	98	25	3	22	59	26	3	133	6	1	.285	.473	.758	2	0	2
2018	Dunedin (FSL)	.333	3	6	2	2	0	0	1	2	5	0	3	0	0	.636	.833	1.469	0	0	0
	New Hampshire (EAS)	.143	2	7	1	1	0	0	0	0	1	0	2	0	0	.250	.143	.393	0	0	0
	Buffalo (INT)	.250	2	8	1	2	0	0	1	2	1	1	3	0	0	.333	.625	.958	0	0	0
	TORONTO (AL)	.245	124	424	60	104	32	1	25	61	27	0	122	3	2	.301	.502	.803	3	0	8
2019	TORONTO (AL)	.232	<b>151</b>	586	<b>75</b>	<b>136</b>	29	5	<b>31</b>	<b>80</b>	<b>35</b>	0	<b>163</b>	2	1	.280	.457	.737	0	2	5
<b>Minor Totals</b>		.278	587	2331	388	649	134	44	101	365	121	9	506	43	21	.322	.504	.825	20	7	37
<b>MAJOR TOTALS</b>		.244	679	2301	314	561	144	20	122	323	143	5	700	20	12	.293	.483	.776	1	9	22

**DIVISION SERIES RECORD**

Year	Club and Opp.	AVG	G	AB	R	H	2B	3B	HR	RBI	BB	IBB	SO	SB	CS	OBP	SLG	OPS	SF	SH	HBP
2014	STL vs. LAD	.188	4	16	2	3	0	0	1	1	1	0	7	0	0	.235	.375	.610	0	0	0
2015	STL vs. CHI	.250	4	8	2	2	0	0	1	1	0	0	4	0	0	.250	.625	.875	0	0	0
<b>TOTALS</b>		.208	8	24	4	5	0	0	2	2	1	0	11	0	0	.240	.458	.698	0	0	0

**LEAGUE CHAMPIONSHIP SERIES RECORD**

Year	Club and Opp.	AVG	G	AB	R	H	2B	3B	HR	RBI	BB	IBB	SO	SB	CS	OBP	SLG	OPS	SF	SH	HBP
2014	STL vs. SF	.158	5	19	1	3	0	0	1	2	0	0	6	0	0	.158	.316	.474	0	0	0

**HOME RUN BREAKDOWN**

ONE GAME												
Total	H	A	2	3	4	GS	LO	XN	IP	PH	RHP	LHP
122	73	49	8	0	0	2	0	1	0	3	85	37

**TRANSACTIONS**

- Selected by the Los Angeles Angels in the 1st round (24th overall) of the 2009 First-Year Player Draft
- Traded to the St. Louis Cardinals along with OF Peter Bourjos in exchange for IF David Freese and RHP Fernando Salas on November 22, 2013
- On disabled list (lower back strain) from April 17-May 15, 2015
- On disabled list (right elbow strain) from August 17-September 5, 2015
- On disabled list (lower back strain) from July 10-20, 2017
- Traded to the Toronto Blue Jays in exchange for RHP Dominic Leone and RHP Conner Greene on January 19, 2018
- On disabled list (right knee sprain) from April 30-May 31, 2018

**GAME HIGHS**

<b>ML Debut</b>	April 28, 2014 vs. MIL	<b>Stolen Bases</b>	2 – May 6, 2017 at ATL
<b>Runs</b>	4 – Sept. 20, 2016 at COL	<b>Last ML Home Run</b>	Sept. 23, 2019 vs. BAL
<b>Hits</b>	4 – 5x, last: Aug. 4, 2019 at BAL	<b>Longest Hitting Streak</b>	11G – Sept. 6-16, 2019
<b>Home Runs</b>	2 – 8x, last: Sept. 15, 2019 vs. NYY	<b>Longest On-Base Streak</b>	17G – April 20-May 7, 2017
<b>RBI</b>	6 – July 18, 2015 vs. NYM	<b>Longest Hitless Streak</b>	26AB – March 31-April 9, 2016

**TORONTO, MOST CONSECUTIVE HITS FOR  
EXTRA BASES - ALL-TIME**

Rank	Player	Streak	Start Date - End Date
1	Jose Cruz Jr.	11	07/03/2000 - 07/18/2000
2	Randal Grichuk	10	09/15/2018 - 09/28/2018
2	Kevin Pillar	10	04/24/2018 - 05/01/2018
2	Adam Lind	10	08/29/2009 - 09/04/2009
4	Three Players	9	--



## MILESTONES

Category	Date	Opponent	Pitcher	Notes
<b>Hit</b>	1 April 29, 2014	Milwaukee	Lohse	Single
<b>Home Run</b>	1 June 7, 2014	at Toronto	Buerhle	1R
<b>Multi-HR Game (8)</b>	8 Sept. 15, 2019	New York (AL)	Montgomery, Cortes Jr.	1R, 3R
<b>Grand Slam HR</b>	1 Aug. 13, 2016	at Chicago (NL)	Smith	8th inning
	2 Sept. 18, 2019	at Baltimore	Castro	9th inning
<b>Walk-off HR</b>	1 May 23, 2016	Chicago (NL)	Warren	1R, 9th inning
<b>Extra-Inning HR</b>	1 Aug. 5, 2015	at Cincinnati	Axelrod	1R, 13th inning
<b>Pinch-hit HR</b>	1 Sept. 20, 2014	Cincinnati	Dennick	1R, 6th inning
	2 Sept. 8, 2015	Chicago (NL)	Hammel	2R, 7th inning
	3 Aug. 11, 2016	at Chicago (NL)	Wood	1R, 7th inning
<b>RBI</b>	1 May 4, 2014	at Chicago (NL)	Hammel	Triple
<b>Stolen Base</b>	1 May 26, 2015	Arizona	Bradley C-Gosewisch	2nd base

## PROFESSIONAL CAREER:

## MINORS:

- Played in 53 games for the AZL Angels in his first season of professional baseball in 2009...Led the league in hits (76), triples (10) and at-bats (236) while ranking 2nd in RBI (53), extra-base hits (30) and total bases (130).
- Suffered injuries stemming from a torn ligament and a broken left wrist while diving for a ball, limiting his action to 64 games in 2010.
- Suffered a broken knee cap from a foul ball during Spring Training in 2011, putting him on the disabled list until July 10 when he started playing for the AZL Angels...Then played at three different levels throughout the season (Rookie, A, A+) and combined to hit .256 with five home runs.
- Played 135 games for Advanced-A Inland Empire in 2012...Ranked T-2nd in the league in at-bats (537), 2nd in hits (160), 2nd in total bases (262) and T-4th in triples (9)...Led Inland Empire in runs (85), hits and triples...Named California League Player of the Week for July 30-Aug. 6...The week included his 1st pro grand slam as part of two-homer game at Rancho Cucamonga on Aug. 1.
- After the 2012 season, played for Scottsdale in the Arizona Fall League where he hit .228 (13-for-57) over 16 games.
- Was selected as an MiLB.com Organizational All-Star for 2012...Ranked as the Angels' No. 6 prospect by Baseball America.
- Played exclusively for Double-A Arkansas in 2013...Was one of only two players in Minor League Baseball with at least 20 doubles, eight triples and 20 home runs (**Scott Schebler**)...Led the Texas League in runs scored (85) and extra base hits (57) while ranking 2nd in total bases (237).

## 2014:

- Began his first year in the St. Louis organization at Triple-A Memphis but joined the Cardinals three separate times during the season.
- Was recalled to St. Louis on April 28 and made his **MLB debut** that night vs. MIL, coming off the bench and playing both right field and center field (0-for-2)...Picked up his 1st Major League hit with a single off **Kyle Lohse** a day later.
- Collected his 1st RBI with a triple on May 4, 2014 at CHC.
- Hit his 1st home run off **Mark Buerhle** on June 7, 2014 at TOR.
- Slugged .435 vs. left-handed pitchers, including all three of his home runs.
- Was recalled for the final time of the season on Aug. 26 and batted .318 (21-for-66) in the remaining 28 games with an OPS of .823...Went 6-for-18 (.333) as a pinch-hitter and had five hits in his first six pinch-hit at-bats...Had an RBI in three consecutive games (Sept. 18-20) which included home runs in back-to-back games vs. CIN on Sept. 19 and 20...His home run on Sept. 20 was his 1st career pinch-hit homer, a 448-foot solo shot.
- Scored from second base on a wild pitch on Sept. 27, 2014 at ARI.
- Started each of the Cardinals' nine postseason games in right field...Batted .171 (6-for-35) with two HR and three RBI, hitting safely in six games.
- Homered off **Clayton Kershaw** in his 1st postseason plate appearance, at Dodger Stadium in Game 1 of the 2014 NLDS...Became the 6th Cardinals player to homer in his first postseason game, the 2nd Cardinals rookie to homer in his first postseason plate appearance (**George Watkins**, Game 2 of the 1930 WS vs. PHI) and the 3rd Cardinals rookie to homer in his first game, joining **Watkins** and **Mike Shannon** (Game 1 of the 1964 WS vs. NYY).
- Hit a game-tying home run in Game 3 of the 2014 NLCS at SF off **Tim Hudson** in the 7th inning, the 1st of his career vs. a right-handed pitcher.
- Rated as the No. 4 prospect in the Cardinals organization by Baseball America after the season...Was also listed as the "Best Athlete" and "Best Power Hitter" in the Cardinals' organization by Baseball America's "Best Tools" survey.

## 2015:

- Ranked among MLB rookie leaders in several categories despite having 50 less games played and almost half as many at-bats as most other rookie leaders...Had 47 extra-base hits, 2nd among rookies (**Kris Bryant**-62), out of 89 total hits on the season (53%)...Among NL rookies, tied for 1st in triples (7) while ranking 4th in home runs (17) and 6th in doubles (23)...His seven triples ranked T-5th in the NL and were the most by a Cardinal since **Matt Carpenter** had seven in 2013.
- Had his 1st career multi-HR game on June 20 at PHI.
- Went 3-for-3 with two home runs and a career-high six RBI on July 18 vs. NYM, reaching in all five PAs (HBP, BB).
- Homered for the game-winning RBI in the 13th inning on Aug. 5 at CIN, the 1st extra-inning blast of his career.
- Hit a 451-foot home run in a pinch-hit at-bat on Sept. 8, his 2nd career PH-HR.
- Named to the 2015 Topps MLB All-Star Rookie Team as an outfielder and shared St. Louis BBWAA Rookie of the Year honours with **Stephen Piscotty**.



**2016:**

- Posted career highs in nearly all offensive categories, including home runs (24), RBI (66), doubles (29), hits (107), runs (66) and extra-base hits (56)...Was 6-for-14 (.429) with a home run as a pinch-hitter, including a pinch-HR on Aug. 11 at CHL, in his first game back after a recall from Memphis.
- Walked a career-high three times on April 10 at ATL.
- Scored in a career-high six straight games from April 10-16, including one as a pinch-hitter.
- Homered in consecutive games three times during the 2016 season (April 14-15, July 10-15, Aug. 23-24).
- Hit his 1st career walk-off home run on May 23 vs. CHL (off **Adam Warren**).
- Hit a grand slam on his 25th birthday on Aug. 13, 2016 at CHL...Became the 5th Cardinal to hit a grand slam on his birthday, joining **Colby Rasmus** (2010), **Todd Zelle** (1993), **Ted Simmons** (1974) and **Julian Javier** (1961).
- His seven home runs in August were a career best and his 15 extra-base hits that month ranked T-8th in the NL.
- Hit 10 homers over 23 games from Aug. 11 to Sept. 6, T-4th in MLB over that period...His 20 extra-base hits ranked 2nd (**Brian Dozier**-24)...Had eight consecutive hits for extra bases from Aug. 11-19 (4-2B, 1-3B, 3-HR).
- Put together a career-best nine-game hit streak from Sept 2-10 (.353 AVG, 12-for-34).
- Led the Cardinals with 14 extra-base hits, nine doubles and 18 RBI in Sept./Oct.

**2017:**

- Of his 22 home runs, 15 were solo homers and 17 of the 22 were hit in the No. 7 position or later in the lineup (T-3rd in NL).
- Homered on Opening Day and also the final day of the regular season.
- 50 of his 98 hits (51%) went for extra-bases...Ranked 2nd on St. Louis behind **Matt Carpenter** (194) with 153 extra-base hits from 2015-2017.
- Hit six home runs against the Cubs, the most by any opposing player...Went 16-for-45 (.356) in 14 games vs. CHC with 2-2B, 1-3B and 6-HR for an OPS of 1.240.
- Recorded his 2nd career walk-off hit with an RBI single off **Mike Montgomery** vs. CHL in an Opening Day win on April 2.
- Hit a two-run HR with two out off **Roberto Osuna** to tie the game in the bottom of the 9th inning on April 27 vs. TOR (GM1).
- Stole two bases on May 6 at ATL for his 1st career multi-steal game.
- Posted a season-high five RBI on June 29 at ARI, one shy of his career best (July 18, 2015 vs. NYM).
- Landed on the disabled list with a lower back strain from July 10-20.
- Homered in four straight games from July 21-24, matching **Dexter Fowler** for the longest streak by a Cardinal in 2017.
- Recorded his 1st four-hit game on July 26 vs. COL (4-for-5, R, K).
- Hit his 20th home run of the year on Sept. 10 vs. PIT, giving him back-to-back seasons of 20+ HR.

**2018:**

- Set a career high with 25 home runs (24 in 2016) which tied **Justin Smoak** for the team lead.
- Also set career bests with 32 doubles and 58 extra-base hits...His 55.8 XBH% (58/104) ranked 3rd highest among all qualified batters.
- Tied for 2nd in the AL with 36 extra-base hits after the All-Star break (21-2B, 1-3B, 14-HR).
- Went 36-for-119 (.303) with 13-2B, 1-3B, 9-HR and 18-RBI over his last 34 games.
- Hit his 1st HR as a Blue Jay on March 30 vs. NYY.
- Doubled on April 9 at BAL to snap his career-long 0-for-26 drought, six more at-bats than his previous long (2x, last: April 25 - May 1, 2016).
- Was placed on the DL with a right knee sprain from April 30-May 31.
- Hit his 3rd home run on June 3 at DET, a two-run shot in the 8th inning...Also doubled for his 2nd multi-XBH game (April 17 (1) vs. KC: 2B, HR)...Marked his first road HR since Sept. 1, 2017 at SF.
- On June 8 vs. BAL, hit his 4th home run of the season, a solo shot in the 5th inning to put the Jays up, 2-1...Marked his 20th career go-ahead HR.
- Hit his 5th homer on June 9 vs. BAL, the 3rd of his last five contests...Homered in back-to-back games for the 1st time as a Blue Jay (last: Aug. 30-Sept. 1, 2017).
- Hit a pair of solo homers for his 3rd career multi-HR game on June 17 vs. WAS (last: July 8, 2015 vs. NYM)...Added an RBI single for a season-best four-RBI game.
- Hit a 471-foot home run on June 25 at HOU, the longest by a Blue Jay in 2018.
- Tied a career best with four hits on Aug. 4 at SEA (also July 26, 2017 vs. COL).
- Homered in back-to-back games for the 2nd time of the season on Aug. 8 and 9 vs. BOS (also June 8-9 vs. BAL)...Had three RBI in consecutive games for the 1st time in his career.
- On Aug. 28 at BAL, recorded his 19th home run and singled three times to tie a career high with four hits (3rd time).
- On Aug. 29 at BAL, doubled twice, singled and walked to reach base four times in consecutive games for the 1st time in his career.
- Homered twice in a game for the 4th time in his career on Sept. 8 vs. CLE...Marked his 20th and 21st home runs, hitting the 20-HR mark for the 3rd straight year.
- Recorded his 5th career multi-HR game and 3rd of the season on Sept. 15 at NYY...The three multi-HR efforts led the team.
- Hit his 25th HR to set a career high (24 in 2016) on Sept. 26 vs. HOU.
- Notched a pinch-hit, bases-loaded triple on Sept. 28 at TB, the first by a Blue Jay since **Jason Smith** did so on April 4, 2007 at DET.
- Had each of his 10 hits go for extra-bases (5-2B, 1-3B, 4-HR) from Sept. 15-28, one shy of a franchise record (**Jose Cruz Jr.** - 11 in 2000).



# GUERRERO JR. VLADIMIR

27

INFIELDER

BIRTHDATE ..... March 16, 1999  
 OPENING DAY AGE ..... 21  
 BIRTHPLACE ..... Montreal, QC  
 RESIDENCE ..... Nizao, DR  
 TWITTER ..... NA

BATS/THROWS ..... R/R  
 HEIGHT/WEIGHT ..... 6-2/250  
 CONTRACT STATUS ..... signed thru 2020  
 M.L. SERVICE ..... 0.157  
 OPTIONS USED ..... 0 of 3

## PERSONAL:

- Vladimir Guerrero Jr.
- Son of nine-time All-Star and 2004 AL MVP **Vladimir Guerrero**, who was inducted into the Hall of Fame in 2018 with Vladimir Jr. in attendance...Nephew of former Major Leaguer **Wilton Guerrero**.
- Signed by the Toronto Blue Jays as a 16-year-old on July 2, 2015...Was ranked 4th on MLB.com's Top 30 International Prospects list at the time.
- Ranked as the 3rd-best prospect by both Baseball America and MLB prior to the 2018 season...Ranked 4th by Baseball Prospectus.
- Listed as the top overall prospect heading into the 2019 season by MLB, Baseball America and Baseball Prospectus...Was rated with an 80 hit tool for the second straight year, the highest ever given out by MLB Pipeline.

## LAST SEASON:

- Among AL rookies, ranked 1st in hits (126), T-1st in doubles (26), T-3rd in extra-base hits (43), 3rd in walks (46), 3rd in RBI (69) and T-7th in home runs (15)...His .272 batting average was the highest by a qualified Toronto rookie since **Eric Hinske** hit .279 in 2002...Recorded 12 three-hit games, the most among AL rookies and 3rd most by a Blue Jays rookie all-time (**Bob Bailer** - 15 in 1977; **Alfredo Griffin** - 14 in 1979)...His 69 RBI for the season were 3rd most by a rookie in franchise history and 3rd most by a Canadian-born player while with the Blue Jays (**Russell Martin** - 77 in 2015 and 74 in 2016).
- Finished 7th in AL Rookie of the Year voting.
- Was named to Baseball America's All-Rookie Team.
- Had his contract selected on April 26...Made his **MLB debut** that night vs. OAK and doubled in his final at-bat (1-for-4)...At 20 years and 41 days old, became the 5th youngest Blue Jays player to make his MLB debut and the 4th youngest Toronto player to record a hit.
- May 4 at TEX, singled to collect his 1st career RBI...Drove in **Justin Smoak**, who collected his 1st career RBI on April 27, 2010 with a sac fly to score **Vladimir Guerrero Sr.**
- Hit a 118.9 MPH single on May 11 vs. CWS, the hardest hit ball by a Blue Jay in the Statcast era (since 2015)...Went 2-for-2 with two walks for his 1st career multi-hit game...At 20.056 years old, became the youngest player in team history to reach base four times in a game, and the 2nd youngest with a multi-hit game (**Brian Milner** - 18.221 on June 26, 1978 vs. BAL).
- Opened the scoring with his 1st career home run on May 14 at SF...At 20 years and 59 days old, became the youngest player in franchise history to hit a home run, 18 days younger than **Danny Ainge** (June 2, 1979 at SEA)...Connected for another home run in the 6th, a three-run blast...Became the youngest in team history with a multi-HR game, ahead of **Travis Snider** (21.070 on April 13, 2009 at MIN) and the 15th youngest (19th time) all-time with a multi-HR effort (last: **Juan Soto** - 3x in 2018)...His home runs had exit velocities of 111.3 and 113.7 MPH, making him the 1st Blue Jay in Statcast history (since 2015) to hit two homers of at least 110 MPH in the same game...Added a single for his 1st career three-hit game...Became the 2nd youngest Blue Jay with a three-hit effort, behind **Brian Milner** (18.221 on June 26, 1978 vs. BAL)...His 1st four-RBI night made him the 26th youngest all-time to drive in 4+ runs in a game, and the youngest in team history as well, ahead of Lloyd Moseby (20.202 on May 25, 1980 vs. NYY).
- Notched his 4th homer of the season on May 19 at CWS, all on the same six-game road trip.
- Claimed AL Player of the Week for May 13-19...Went 7-for-21 (.333) in six games, with four home runs, nine RBI and 3BB/1K for a 1.321 OPS.
- Hit the 5th homer of his career and his 1st at home on May 22 vs. BOS...Became the 4th player in Blue Jays history at the time to hit 5+ HR in his first 21 career games (**Carlos Delgado** - 8; **Devon Travis** - 6; **Brett Lawrie** - 5)...Later in the year, **Bo Bichette** became the 5th with seven homers in his first 21 games.
- **HOME RUN DERBY:** Became the youngest player to ever take part in the Home Run Derby...Connected for 29 home runs in the 1st round, surpassing **Josh Hamilton** (28 in 2008) for the most all-time in a single round...Then hit another 29 bombs in the 2nd round, and needed extra time and a swing-off to best **Joc Pederson**, giving him 69 homers through two rounds of competition...Guerrero Jr.'s 22 home runs in the final were topped by **Pete Alonso's** 23...The 20-year-old's 91 home runs on the night were 30 more than any player had ever produced in a single Home Run Derby (**Giancarlo Stanton** - 61 in 2016).
- Belted his 1st career grand slam on July 20 at DET...At 20 years and 126 days old, became the youngest Blue Jay to hit a grand slam (**Brett Lawrie** - 21.204).
- On July 30 at KC, became the 2nd Blue Jays rookie all-time hit 2nd grand slams in a season, joining **Rowdy Tellez** who did so earlier in the year...Became the youngest player in MLB history to hit his first two grand slams...Also set a career high with five RBI, becoming the 4th youngest player (20.136) in AL history with a five-RBI game, behind **Mike Trout** in 2011 (20.023), **Rougned Odor** in 2014 (20.110) and **Al Kaline** in 1955 (20.119).
- Homered twice and doubled while driving in four runs on Aug. 1 at BAL...Became the 3rd youngest player in AL history with two multi-HR games, behind **Ken Griffey Jr.** (1989) and **Manny Machado** (2012)...Became the 3rd youngest player in AL history with 10+ total bases in a game, trailing **Buddy Lewis** (1936) and **Al Kaline** (1955)...Gave him 16 RBI over five games, making him the youngest player in MLB history with 16+ RBI over any five-game span.
- Collected 17 RBI in a six-game stretch from July 27-Aug. 2, joining **Mel Ott** (1929) as the only 20-year-olds in MLB history to accomplish the feat...Was the 2nd most RBI in a six-game span in team history (**Edwin Encarnacion** - 20 in 2015).
- Took AL Player of the Week for July 29-Aug. 4, becoming the 1st rookie in team history with two Player of the Week Awards (also May 13-19)...Went 13-for-26 (.500) over six games, with three doubles, three home runs and 11 RBI (1.497 OPS).
- Strung together a season-long nine-game hitting streak from July 27-Aug. 5, in which he hit .463 (19-for-41) with five doubles, four homers and 18 RBI.



- Recorded his 1st career triple on Aug. 10 vs. NYY, driving in two runs in the 7th inning to put the Jays up, 5-4.
- Hit his 14th home run of the campaign on Aug. 16 vs. SEA...His 54 RBI at the time tied for 2nd most all-time by a Blue Jay in his first 92 career games (**Josh Phelps** - 62, **Eric Hinske** - 54, **Devon Travis** - 54).
- Connected for his 15th home run and his 10th on the road on Aug. 22 at LAD.
- Batted .310 (67-for-216) with 13 doubles, two triples, seven home runs, 43 RBI, 18 walks and 40 strikeouts over his last 56 games (.851 OPS)...His .310 AVG from July 19 through the end of the season was 11th best in the AL.
- Went 11-for-30 (.367) with a double, three home runs and eight RBI over eight games for Triple-A Buffalo (.700 SLG, 1.124 OPS)...Batted .267 (4-for-15) with a double and an RBI in four rehab games for Advanced-A Dunedin.

**Bold – career high; Red – league high**

Year	Club and League	AVG	G	AB	R	H	2B	3B	HR	RBI	BB	IBB	SO	SB	CS	SLG	OBP	OPS	SH	SF	HBP
2016	Bluefield (APP)	.271	62	236	32	64	12	3	8	46	33	1	35	15	5	.359	.449	.808	5	0	2
2017	Lansing (MID)	.316	71	269	53	85	21	1	7	45	40	2	34	6	2	.409	.480	.889	4	0	5
	Dunedin (FSL)	.333	48	168	31	56	7	1	6	31	36	1	28	2	2	.450	.494	.944	3	0	2
2018	GCL Blue (GCL)	.333	3	9	3	3	2	0	0	0	1	0	1	0	0	.400	.556	.956	0	0	0
	Dunedin (FSL)	.500	1	4	1	2	1	0	0	2	0	0	0	0	0	.500	.750	1.250	0	0	0
	New Hampshire (EAS)	.402	61	234	48	94	19	1	14	60	21	5	27	3	3	.449	.671	1.120	6	1	4
	Buffalo (INT)	.336	30	110	15	37	7	0	6	16	15	0	10	0	0	.414	.564	.978	2	0	1
2019	Dunedin (FSL)	.267	4	15	2	4	1	0	0	1	1	0	2	0	0	.353	.333	.686	0	0	1
	Buffalo (INT)	.367	9	30	7	11	1	0	3	8	4	0	2	1	0	.441	.700	1.141	0	0	0
	TORONTO (AL)	.272	123	464	52	126	26	2	15	69	46	0	91	0	1	.339	.433	.772	0	2	2
<b>Minor Totals</b>		.331	289	1075	192	356	71	6	44	209	151	9	139	27	12	.414	.531	.945	1	20	15
<b>MAJOR TOTALS</b>		.272	123	464	52	126	26	2	15	69	46	0	91	0	1	.339	.433	.772	0	2	2

## HOME RUN BREAKDOWN

		ONE GAME													
Total	H	A	2	3	4	GS	LO	XN	IP	PH	RHP	LHP			
15	5	10	2	0	0	2	0	0	0	0	11	4			

## TRANSACTIONS

- Signed by the Toronto Blue Jays on July 2, 2015

## GAME HIGHS

<b>ML Debut</b>	April 26, 2019 vs. OAK	<b>Stolen Bases</b>	None
<b>Runs</b>	3 – 4x, last: Aug. 12, 2019 vs. TEX	<b>Last ML Home Run</b>	Aug. 22, 2019 at LAD
<b>Hits</b>	3 – 12x, last: Aug. 22, 2019 at LAA	<b>Longest Hitting Streak</b>	9G – July 27-Aug. 5, 2019
<b>Home Runs</b>	2 – 2x, last: Aug. 1, 2019 at BAL	<b>Longest On-Base Streak</b>	17G – July 18-Aug. 5, 2019
<b>RBI</b>	5 – July 30, 2019 at KC	<b>Longest Hitless Streak</b>	14AB – May 22-25, 2019

## MILESTONES

Category	Date	Opponent	Pitcher	Notes
<b>Hit</b>	1 April 26, 2019	Oakland	Petit	Double
<b>Home Run</b>	1 May 14, 2019	at San Francisco	Vincent	1R
<b>Multi-HR Game</b>	1 May 14, 2019	at San Francisco	Vincent, Moronta	1R, 3R
	2 Aug. 1, 2019	at Baltimore	Wojciechowski, Tate	2R, 1R
<b>Grand Siam HR</b>	1 July 20, 2019	at Detroit	Soto	5th inning
	2 July 30, 2019	at Kansas City	Staumont	9th inning
<b>RBI</b>	1 May 4, 2019	at Texas	Lynn	Single

## PROFESSIONAL CAREER:

### MINORS:

- Played his first season of pro ball in 2016 for Rookie-level Bluefield where he slashed .271/.359/.449 over 62 games.
- Was named an MiLB.com Organizational All-Star, Appalachian League All-Star, and Baseball America Rookie All-Star at the end of the year.
- Started 2017 with Single-A Lansing...Over 71 contests for the Lugnuts, batted .316 with 21 doubles, a triple, seven home runs and 45 RBI while drawing 40 walks to go against just 34 strikeouts (.888 OPS).
- Was named a 2017 Mid-Season All-Star and was a Futures Game selection.
- Was promoted to Advanced-A Dunedin where he upped his average to .333 and his OPS to .944 across 48 games.
- Connected for seven doubles, a triple and six home runs while driving in 31 runs with 36 walks and 28 strikeouts.
- Helped Dunedin to a Florida State League Championship (co-winners with Palm Beach Cardinals due to Hurricane Irma).
- After his 2017 campaign, was named a Baseball America Minor League All-Star, Baseball America Low Class-A All-Star, MiLB.com Organizational All-Star and MiLB Post-Season All-Star.

## AL, YOUNGEST 10+ TOTAL BASES GAMES - ALL-TIME

Rank	Player	Year	Age	TB
1	Buddy Lewis	1936	20.041	10
2	Al Kaline	1955	20.119	13
3	<b>Vladimir Guerrero Jr.</b>	<b>2019</b>	<b>20.138</b>	10
4	Al Kaline	1955	20.196	10
5	Alex Rodriguez	1996	20.296	10

## MLB, MOST HOME RUNS HIT IN A SINGLE DERBY - ALL-TIME

Rank	Player	Season	HR
1	<b>Vladimir Guerrero Jr.</b>	<b>2019</b>	<b>91</b>
2	Giancarlo Stanton	2016	61
3	Joc Pederson	2019	60
4	Pete Alonso	2019	57
5	Kyle Swarber	2018	55





- Went 7-for-13 (.538) across four spring training games with the Major League squad to start 2018, including a walk-off home run in Montreal vs. STL on March 27...His father also hit a walk-off homer at Olympic Stadium, a 10th-inning three-run blast on May 7, 2003 vs. SD.
- Was assigned to Double-A New Hampshire to begin the season.
- Slashed .402/.449/.671 (94-for-234) across 61 games for the Fisher Cats, including 19 doubles, one triple, 14 home runs and 60 RBI.
- Named a MiLB Player of the Month for May.
- Landed on the DL with a strained patellar tendon in his left knee from June 7-July 16.
- Named a Mid-Season All-Star.
- Promoted to Triple-A Buffalo on July 31 and walked three times while scoring twice and driving in a run in his Triple-A debut vs. Lehigh Valley.
- Homered in four straight games from Aug. 8-11.
- Over 30 games for the Bisons, hit .336 (37-for-110) with a .414 OBP (15BB, 10K).
- Hit .381 across his 95 Minor League games during the 2018 season, 32 points better than the next qualified full-season player.
- Was named Player of the Week on three occasions (April 15-NH, May 6-NH, Aug. 12-BUF).
- At the end of the season, was named Baseball America Minor League Player of the Year, MiLB.com Organizational All-Star, Post-Season All-Star, and was dubbed as the minors' Top Third Baseman in MiLB.com's Toolshed 2018 edition.
- Played for the Surprise Saguaros in the Arizona Fall League where he batted .351 (27-for-77) with seven doubles and 17 RBI over 19 games.





# GURRIEL JR. LOURDES

13  
INFILDER

BIRTHDATE ..... October 10, 1993  
OPENING DAY AGE ..... 26  
BIRTHPLACE ..... Sancti Spiritus, Cuba  
RESIDENCE ..... VIVI MITCHEL, Haiti  
TWITTER ..... @yunitogurriel

BATS/THROWS ..... R/R  
HEIGHT/WEIGHT ..... 6-4/215  
CONTRACT STATUS ..... signed thru 2023  
M.L. SERVICE ..... 1.094  
OPTIONS USED ..... 3 of 4

## PERSONAL:

- Lourdes Yunielki Gurriel Castillo Jr.
- Played for Sancti Spiritus and the Industriales of the Cuban National Series before defecting.
- In February of 2016, Lourdes and his brother, **Yulieski**, defected after competing in the Caribbean Series in the Dominican Republic.
- Ranked as one of the top international prospects available following his defection.
- His eldest brother, **Yunieski**, played almost two decades in Cuba's Serie Nacional and also starred for Quebec in the Canadian-American Association.
- Their father, **Lourdes Gurriel Sr.**, played for Cuba's national team for 15 years and won a gold medal, two batting titles and a Most Valuable Player Award...He was also a national team manager.
- The brothers also had an uncle, great uncle and cousin who shone on the diamond in Cuba.
- Ranked as the Blue Jays' 5th-best prospect by Baseball America entering 2018.

## LAST SEASON:

- Limited to 84 games due to a stint with Triple-A Buffalo and two placements on the injured list.
- Snapped a career-long 0-for-25 drought with an infield single on April 3 vs. BAL...Added an RBI double for his 22nd career multi-hit effort (70th game).
- Became the 6th player in Blue Jays history to record a straight steal of home when he accomplished the feat on April 9 at BOS (last: **Kevin Pillar** - March 31, 2018 vs. NYY).
- Optioned to Triple-A Buffalo on April 15 (.273 AVG in 30G)...Recalled on May 24...Hit .273 (33-for-121) in 30 games for the Bisons while transitioning to the outfield (13-2B, 4 HR, 26 RBI).
- Recorded his 1st home run of the season in his first game after being recalled, on May 24 vs. SD.
- Hit his 2nd homer on May 25 vs. SD, homering in back-to-back contests for the 2nd time in his career (also Sept. 20-21, 2018 vs. TB).
- Belted a solo shot in the 4th inning on May 26 vs. SD...Homered in three consecutive contests for the 1st time in his career, doing so in each game since being recalled...Finished 4-for-4 with two RBI for his 1st career four-hit game.
- Extended his career-best extra-base hit streak to seven games with a double on May 31 at COL.
- Notched his 1st career triple on June 8 vs. ARI.
- Recorded two assists while in left field on June 15 at HOU, becoming the 1st player in team history to have 2+ assists in a game within his first 19 career games in LF.
- Hit a three-run home run and a solo shot off of **James Paxton** for his 3rd career multi-HR game on June 26 at NYY...Tied a career high with his four-RBI day, having also done so 10 days earlier, on June 16, 2019 at HOU.
- Homered twice for his 4th career multi-HR game on June 28 vs. KC...Became the 4th player in team history with back-to-back multi-HR games (**Jesse Barfield** - 1983; **Edwin Encarnacion** - 2014; **Josh Donaldson** - 2017)...Gave him 14 home runs since his May 24 recall, the most in the Majors over that stretch.
- From May 24-June 28, led the AL in home runs (14), AVG (.352), SLG (.768), OPS (1.156) and total bases (96), while also leading all MLB outfielders with six assists.
- Recorded six consecutive multi-hit games from June 22-28, tied for the 5th longest streak in the Majors in 2019.
- On July 7 vs. BAL, hit his then team-leading 16th home run...Became the 1st player ever to lead his team in home runs at the All-Star break after hitting 0 HR in the first 50 team games (*courtesy STATS*).
- Sent the game to extras with a two-run homer in the 9th inning on July 21 at DET, his 2nd career game-tying home run in the 9th (also Sept. 20, 2018 vs. TB).
- Hit his 19th homer of the season on Aug. 7 at TB, becoming the fastest player to reach 30 career home runs in Blue Jays history (143 games).
- Landed on the IL with a left quad strain from Aug. 9-Sept. 13.
- Went 2-for-3 with a double in his first game back from the injured list, on Sept. 14 vs. NYY.
- On Sept. 19 at BAL, followed up a **Cavan Biggio** blast with his 20th home run of the season, extending Toronto's club-record in back-to-back homers to 13 (11 in 2009)...Reached the 20-HR mark for the 1st time in his career.
- Missed the final four games of the season due to an appendectomy...Placed on the 60-day IL on Sept. 25.

BIOGRAPHIES

LAST SEASON

HISTORY

RECORDS

OPPONENTS

PLAYER DEV.

MEDIA & MISC.



**Bold – career high; Red – league high**

Year	Club and League	AVG	G	AB	R	H	2B	3B	HR	RBI	BB	IBB	SO	SB	CS	OBP	SLG	OPS	SF	SH	HBP
2017	Dunedin (FSL)	.197	18	66	6	13	1	0	1	8	2	0	13	1	0	.217	.258	.475	1	0	0
	New Hampshire (EAS)	.241	46	170	20	41	10	0	4	28	10	0	30	2	0	.286	.371	.657	3	0	2
2018	New Hampshire (EAS)	.322	14	59	7	19	3	1	2	14	3	0	8	1	1	.354	.508	.862	2	0	1
	Buffalo (INT)	.293	37	147	20	43	8	0	5	30	4	0	34	3	2	.321	.449	.770	2	0	3
	TORONTO (AL)	.281	65	249	30	70	8	0	11	35	9	1	59	1	2	.309	.446	.755	2	1	2
2019	Buffalo (INT)	.276	31	123	18	34	13	0	4	26	3	0	23	0	2	.308	.480	.788	0	1	3
	TORONTO (AL)	.277	<b>84</b>	314	<b>52</b>	<b>87</b>	<b>19</b>	<b>2</b>	<b>20</b>	<b>50</b>	<b>20</b>	0	<b>86</b>	<b>6</b>	4	.327	.541	.868	1	3	5
<b>Minor Totals</b>		.265	146	565	71	150	35	1	16	106	22	0	108	7	5	.299	.416	.715	0	9	9
<b>MAJOR TOTALS</b>		.279	149	563	82	157	27	2	31	85	29	1	145	7	6	.320	.499	.819	2	5	7

**HOME RUN BREAKDOWN**

		ONE GAME														
Total	H	A	2	3	4	GS	LO	XN	IP	PH	RHP	LHP				
31	16	15	4	0	0	0	0	0	0	0	17	14				

**TRANSACTIONS**

- Signed by the Toronto Blue Jays on November 12, 2016
- On disabled list (concussion) from July 15-21, 2018
- On disabled list (left ankle sprain) from July 30-August 23, 2018
- On injured list (left quad strain) from August 9-September 13, 2019
- On injured list (appendectomy) on September 25, 2019 for the remainder of the season

**GAME HIGHS**

<b>ML Debut</b>	April 20, 2018 at NYY	<b>Stolen Bases</b>	1 – 7x, last: July 31, 2019 at KC
<b>Runs</b>	3 – 2x, last: July 1, 2019 vs. KC	<b>Last ML Home Run</b>	Sept. 19, 2019 at BAL
<b>Hits</b>	4 – May 26, 2019 vs. SD	<b>Longest Hitting Streak</b>	12G – July 11-Aug. 24, 2018
<b>Home Runs</b>	2 – 4x, last: June 28, 2019 vs. KC	<b>Longest On-Base Streak</b>	15G – July 11-Aug. 28, 2018
<b>RBI</b>	4 – 2x, last: June 26, 2019 at NYY	<b>Longest Hitless Streak</b>	25AB – Sept. 21, 2018-April 3, 2019

**MILESTONES**

Category	Date	Opponent	Pitcher	Notes
<b>Hit</b>	1 April 20, 2018	at New York (AL)	Gray	Single
<b>Home Run</b>	1 April 28, 2018	Texas	Colon	1R
<b>Multi-HR Game</b>	1 June 27, 2018	at Chicago (AL)	Lopez, Lopez	1R, 1R
	2 Sept. 21, 2018	Tampa Bay	Castillo, Beeks	1R, 1R
	3 June 26, 2019	at New York (AL)	Paxton, Paxton	3R, 1R
	4 June 28, 2019	Kansas City	Duffy, Peralta	2R, 1R
<b>RBI</b>	1 April 20, 2018	at New York (AL)	German	Single
<b>Stolen Base</b>	1 April 25, 2018	Boston	Rodriguez C-Vazquez	2nd base

**PROFESSIONAL CAREER:****MINORS:**

- Debuted with Sancti Spiritus in 2010 as a 16-year-old and was used as a pinch-hitter, hitting .200 in 15 at-bats over 16 games.
- In 2011, appeared in 55 games and batted .227 with three home runs and 16 runs batted in.
- In his final season with Sancti Spiritus (2012), hit .253 with four home runs and 32 RBI in 67 games.
- Joined the Industriales in 2013...Played 45 games and hit .218 with one home run and 17 RBI.
- Prior to the start of the 2014 season, represented Cuba at the 2014 Central American and Caribbean Games, earning the gold medal.
- Appeared in 63 games in 2014 and batted .308 with eight home runs and 42 RBI.
- With the Industriales in 2015, hit .344 with 10 home runs and 53 RBI.
- After the 2015 Cuban League season, agreed to a contract with the Yokohama DeNA BayStars of Nippon Professional Baseball (NPB), but did not appear in any games for the team and was placed on the restricted list.
- In August of 2016, was declared a free agent by Major League Baseball...Ranked as the 6th-best international prospect available at that time.
- In September, 2016, held a showcase of his skills at Rod Carew Stadium that was attended by 60 MLB scouts.
- Signed a seven-year, Major League contract with the Toronto Blue Jays on November 12, 2016.
- Assigned to the Advanced-A Dunedin Blue Jays to start the 2017 season.
- Spent time on the disabled list from April 6-18 (thumb and hamstring).
- Re-injured his leg in his Minor League debut on April 19 (1-for-2, 2B, RBI) and returned to the DL from April 20-June 18.
- Promoted to Double-A New Hampshire on July 12 after 18 games with Dunedin (.197 AVG, 1-2B, 1-HR, 8-RBI).
- Slashed .241/.286/.371 over 46 games for the Fisher Cats, including 10 doubles, four homers and 28 RBI.
- Started 17 games at shortstop and 21 games at second base for New Hampshire.
- Played for the Peoria Javelinas in the Arizona Fall League after the 2017 season...Hit .291 (23-for-79) in 21 games (7-2B, 3-HR, 11-RBI).



## 2018:

- Among AL rookies (min. 200 PA), ranked 4th in AVG (.281), 7th in SLG (.446) and 8th in OPS (.755).
- His 70 hits tied for 4th most all-time by a Toronto batter through his first 65 career games.
- Had an 11-game multi-hit streak from July 11-29, surpassing **Tony Fernandez** (9G in 1986) for the longest in franchise history...Was the longest by a rookie all-time and tied for the longest in AL history with **Shoeless Joe Jackson** (1912) and **Sam Rice** (1925)...Became the 7th player since 1900 to record an 11+ game multi-hit streak (last: **Tony Perez** - 11 in 1973).
- Had hits in each of his 18 starts from June 21-Aug. 18, tied for the 4th longest streak in the Majors...Hit .423 (33-for-78) with 4-2B, 5-HR and 16-RBI over that span.
- Had a career-long 12-game hitting streak from July 11-Aug. 24 (.481, 26-for-54, 3-2B, 3-HR, 10-RBI), one game shy of **Justin Smoak** for the longest by a Blue Jay in 2018.
- Reached base in 15 straight games from July 11-Aug. 28 (.415/.449/.600).
- Hit .423 (30-for-71) over the course of July for the highest batting average in the AL...Was named AL rookie of the month, the 7th player in team history to claim the honour (last: **Devon Travis** - April, 2015).
- Was on the DL with a concussion from July 15-21 and landed there again from July 30-Aug. 23 with a left ankle sprain.
- Reached base safely in 37 of his last 44 starts (.311/.343/.482).
- Called up from Double-A New Hampshire on April 20...Recalled from Triple-A Buffalo on June 19 and July 2...Went 17-for-49 (.347) for the Fisher Cats (5-XBH, 11-RBI) and hit .281 (38-for-135) over 34 games for the Bisons, with 8-2B, 5-HR and 28-RBI.
- In his **MLB debut** on April 21 at NYY, drove in two runs with a 4th-inning single and added a 3rd RBI with a single in his next at-bat...Became the 4th Blue Jay all-time with a 2+ hit and 3+ RBI MLB debut (**Pat Borders**, **Eric Hinske**, **J.P. Arencibia**).
- Hit his 1st career home run, a solo shot off **Bartolo Colon**, to start the 7th inning on April 28 vs. TEX.
- In Game 1 of a doubleheader on May 3 at CLE, hit his 1st career double...Went 3-for-5 for his 1st career three-hit effort...Put the Jays ahead, 8-7, with a single in the 7th.
- Notched his 3rd career HR and went 2-for-4 for his 4th career multi-hit effort (21st game) on June 21 at LAA.
- Recorded 13 RBI in his first 24 MLB games, becoming one of 10 Blue Jays all-time with 13+ RBI through their first 24 career games.
- On July 23 vs. MIN, became the 13th player in team history to record 5+ HR in his first 33 MLB games (12th player with 16+ RBI).
- Followed up a **Curtis Granderson** leadoff homer with a home run of his own on July 27 at CWS, starting a game with back-to-back home runs for the 4th time in franchise history...Added another blast for his 1st career multi-HR game...Added a double for his 3rd three-hit game and his 1st career 3-XBH game.
- Tied the game, 8-8, in the 9th inning with his 9th home run on Sept. 20 vs. TB...Was his 1st game-tying HR and his 1st 9th-inning homer.
- On Sept. 21 vs. TB, homered twice for his 2nd career multi-HR game...Became the 14th player in team history to homer in three straight plate appearances and the 1st Blue Jays rookie to do so...Along with his brother, **Yuli** (HOU), became the 1st set of brothers in MLB history with multi-HR games on the same day.

### MLB, LONGEST MULTI-HIT STREAKS - SINCE 1900

Rank	Player	Games	Start-End
1	Rogers Hornsby	13	07/05/1923-07/18/1923
2	Billy Herman	12	09/16/1935-04/14/1936
<b>3</b>	<b>Lourdes Gurriel Jr.</b>	<b>11</b>	<b>07/11/2018-07/29/2018</b>
3	Tony Perez	11	08/08/1973-08/20/1973
3	Paul Waner	11	06/03/1927-06/16/1927
3	Sam Rice	11	05/26/1925-06/03/1925
3	Joe Jackson	11	06/21/1912-06/30/1912





# HATCH THOMAS

69  
PITCHER

BIRTHDATE ..... September 29, 1994  
OPENING DAY AGE ..... 25  
BIRTHPLACE ..... Tulsa, OK  
RESIDENCE ..... Dallas, TX  
TWITTER ..... @ThomasHatch27

BATS/THROWS ..... R/R  
HEIGHT/WEIGHT ..... 6-1/205  
CONTRACT STATUS ..... signed thru 2020  
M.L. SERVICE ..... 0.000  
OPTIONS USED ..... 0 of 3

## PERSONAL:

- Thomas Hatch.
- Attended Jenks High School (OK)...Was a 2012 and 2013 Under Armour All-American, and ranked as the top prospect in Oklahoma by ESPN.
- Was selected by the Colorado Rockies in the 32nd round in 2013 but did not sign.
- Played for Oklahoma State University and went 2-2 in his freshman season before missing all of 2015 with a strained ulnar collateral ligament in his right arm...Was named 2016 Big 12 Conference Pitcher of the Year after he went 9-3 with a 2.14 ERA over 19 starts, including four shutouts, as he led his team to the College World Series.

## LAST SEASON:

- Split the season between Double-A Tennessee and Double-A New Hampshire.
- Tied **Ricardo Sanchez** (SEA) for the most starts among all Double-A pitchers at 27...Ranked T-14th among all of Double-A with 127 strikeouts and finished 14th in innings pitched (135.1).
- Posted a 4.59 ERA and went 4-10 across 21 starts for the Smokies.
- Was traded from the Cubs to the Blue Jays on July 30 in exchange for RHP **David Phelps** and cash considerations.
- Registered a 2.80 ERA (1 ER/35.1 IP) while recording 34 strikeouts and just two walks over 35.1 innings pitched for the Fisher Cats.
- Ended the year with a season-high 11 strikeouts and no walks on Aug. 29 vs. Trenton (7.0 IP, 3H, 2ER).
- After the season, was added to Toronto's 40-man roster to protect him from the Rule 5 Draft.

**Bold – career high; Red – league high**

Year	Club & League	W-L	ERA	G	GS	CG	ShO	SV	IP	H	R	ER	HR	HB	BB	IBB	SO	WP	BK	OBA
2017	Myrtle Beach (CAR)	5-11	4.04	26	26	0	0	0	124.2	126	74	56	2	8	50	1	126	13	0	.264
2018	Tennessee (SOU)	8-6	3.82	26	26	2	1	0	143.2	127	62	61	16	15	61	0	117	6	1	.245
2019	Tennessee (SOU)	4-10	4.59	21	21	0	0	0	100.0	104	60	51	13	6	37	0	93	2	1	.274
	New Hampshire (EAS)	2-3	2.80	6	6	1	0	0	35.1	25	11	11	5	2	2	0	34	0	0	.205
<b>Minor Totals</b>		19-30	3.99	79	79	3	1	0	403.2	382	207	179	36	31	150	1	370	21	2	.255

## TRANSACTIONS

- Selected by the Chicago Cubs in the 3rd round of the 2016 First-Year Player Draft
- Traded to the Toronto Blue Jays in exchange for RHP David Phelps and cash considerations on July 30, 2019

## PROFESSIONAL CAREER:

### MINORS:

- Made his pro debut in 2017 with 26 starts for Advanced-A Myrtle Beach, where he went 5-11 with a 4.04 ERA...Struck out 126 batters over 124.2 innings, including a career-best 13-strikeout performance in 5.1 innings of work on May 28 at Carolina.
- Finished 5th among Carolina League pitchers with a 9.1 SO/9.
- Was ranked as the Cubs' 8th-best prospect by Baseball America at the end of the year.
- Spent all of 2018 with Double-A Tennessee and posted a 3.82 ERA while going 8-6 over 26 starts, including two complete-game efforts.
- Was named a Southern League Mid-Season All-Star.
- Recorded his only career shutout on May 19 vs. Mississippi with 7.0 innings of three-hit ball (1BB, 7K).
- Struck out a season-high 10 batters in his final outing of 2018, on Sept. 1 vs. Pensacola.







# HERNANDEZ

## TEOSCAR

37

OUTFIELDER

BIRTHDATE ..... October 15, 1992  
 OPENING DAY AGE ..... 27  
 BIRTHPLACE ..... Cotui, D.R.  
 RESIDENCE ..... Bonao, D.R.  
 TWITTER ..... @TeoscarH

BATS/THROWS ..... R/R  
 HEIGHT/WEIGHT ..... 6-2/205  
 CONTRACT STATUS ..... signed thru 2020  
 M.L. SERVICE ..... 2.097  
 OPTIONS USED ..... 2 of 3

### PERSONAL:

- Teoscar Jose Hernández.
- Born on October 15, 1992 in Cotui, Dominican Republic.
- Signed by the Houston Astros as an 18-year-old international free agent on February 17, 2011.
- His favourite player growing up was Hall of Fame outfielder **Vladimir Guerrero**.

### LAST SEASON:

- Set career highs in home runs (26), RBI (65), walks (45) and stolen bases (6).
- Hit his 1st home run of the season on April 15 at MIN, a three-run blast to give the Jays a 5-3 win...Was the 13th go-ahead home run of his career (35th overall).
- On April 16 at MIN, ended the game for a 6-5 win with an outfield assist, his 2nd of the night...Marked his 2nd career game with multiple assists (also May 3, 2018 at CLE)...Marked the 8th time in franchise history that a runner was thrown out at home to seal a victory (last: Aug. 13, 2012 vs. TB).
- Connected for his 2nd home run of the season while recording the 100th RBI of his career on April 18 at MIN.
- Optioned to Triple-A Buffalo on May 16...Recalled on June 5...Hit .253 (19-for-75) with six extra-base hits and 11 RBI in 19 games for the Bisons (.793 OPS).
- On June 7 vs. ARI, recorded his 4th home run of the season and his 1st since May 10 vs. CWS.
- Homered twice on June 16 at HOU...Marked his 3rd career multi-HR game, also doing so twice in September of 2017...The four-RBI effort marked a season high.
- Belted two homers on July 17 at BOS for his 4th career multi-HR game...Also homered in consecutive games for the 6th time in his career...Gave him nine home runs and 22 RBI in 20 career games at Fenway Park...His first dinger of the night travelled 442 feet for the longest hit home run of his career, surpassing his shot from a night earlier by 12 inches.
- On July 27 vs. TB, followed up a **Brandon Drury** blast with one of his own for Toronto's 8th set of back-to-back homers...Then won the game in the 12th inning with his 1st career walk-off home run, which was also his 1st career extra-inning home run...Marked his 5th career multi-HR game.
- Notched his 8th home run of the month on July 29 at KC to tie a career high (also Sept., 2017).
- Recorded his 6th career multi-HR game and team-leading 4th multi-HR effort of the season on Aug. 9 vs. NYY...His four multi-homer games in 2019 tied for 9th most among AL hitters.
- Hit his 18th home run of the season and his 4th go-ahead blast on Aug. 10 vs. NYY...Homered in consecutive games for the 7th time in his career and 2nd time in the season.
- Connected for his 19th home run on Aug. 13 vs. TEX, giving him 15 home runs in 43 games since June 16, tied for 5th most in the AL over that stretch.
- Notched his 20th home run of the campaign on Aug. 24 at SEA, reaching the 20-HR mark in consecutive seasons (22 in 2018).
- Belted a two-run blast for his 22nd homer of the year on Sept. 11 vs. BOS...Gave him 12 career homers and 28 RBI vs. Boston, his most vs. any opponent.
- Set a new career high with his 23rd homer (22 in 2018) on Sept. 18 at BAL...Drove in three runs to bring his season total to 58 RBI, also a new high (57 in 2018).
- Extended his career high in home runs to 24 with a two-run shot on Sept. 27 vs. TB...Also drew his 42nd walk for a new personal best (41 in 2018).
- Hit his 2nd career leadoff home run on Sept. 28 vs. TB (also Sept. 24, 2017 vs. NYY)...Reached the 25-HR mark for the 1st time.
- Connected for his career-high 26th home run on Sept. 29 vs. TB...Homered in three consecutive games for the 2nd time in his career (also Sept. 22-24, 2017)...Gave him 18 home runs after the All-Star break, tied for 11th among AL batters.
- Ended the campaign with a nine-game hitting streak to tie a career-long (also April 25-May 3, 2018), batting .353 (12-for-34) with three doubles, a triple, four home runs and 10 RBI over that stretch (.853 SLG, 1.289 OPS).
- Posted a .961 OPS over his last 59 contests (11-2B, 1-3B, 18 HR, 38 RBI), 13th best in the AL during that span.



**Bold – career high; Red – league high**

Year	Club and League	AVG	G	AB	R	H	2B	3B	HR	RBI	BB	IBB	SO	SB	CS	OBP	SLG	OPS	SF	SH	HBP
2011	DSL Astros (DSL)	.274	65	226	41	62	13	7	7	35	28	1	42	16	4	.360	.487	.847	3	0	4
2012	GCL Astros (GCL)	.243	51	177	25	43	11	2	4	18	19	0	54	10	1	.325	.395	.720	1	0	3
	Lexington (SAL)	.240	8	25	2	6	2	0	1	5	3	0	12	1	0	.310	.440	.750	1	1	0
2013	Quad Cities (MID)	.271	123	499	97	135	25	9	13	55	41	0	135	24	11	.328	.435	.763	4	17	4
2014	Lancaster (CAL)	.294	96	391	72	115	33	8	17	75	49	0	117	31	6	.376	.550	.926	5	5	5
	Corpus Christi (TEX)	.284	23	95	12	27	4	1	4	10	2	0	36	2	3	.299	.474	.773	0	1	0
2015	Corpus Christi (TEX)	.219	121	470	92	103	12	2	17	48	33	1	126	33	7	.275	.362	.637	2	5	4
2016	Corpus Christi (TEX)	.305	69	279	53	85	19	0	6	30	32	0	55	29	11	.384	.437	.821	2	3	5
	Fresno (PCL)	.313	38	144	20	45	9	3	4	23	13	0	25	5	4	.365	.500	.865	2	1	0
2017	HOUSTON (AL)	.230	41	100	15	23	7	0	4	11	11	1	28	0	2	.304	.420	.724	1	0	0
	Fresno (PCL)	.279	79	301	54	84	20	3	12	44	39	2	72	12	7	.369	.485	.854	2	0	5
	HOUSTON (AL)	-	1	0	0	0	0	0	0	0	0	0	0	0	0	-	.000	0	0	0	0
	Buffalo (INT)	.222	26	99	14	22	6	2	6	22	8	0	30	4	1	.294	.505	.799	0	0	2
2018	TORONTO (AL)	.261	26	88	16	23	6	0	8	20	6	0	36	0	1	.305	.602	.907	1	0	0
	Buffalo (INT)	.278	4	18	4	5	1	0	2	3	0	0	7	2	0	.278	.667	.945	0	0	0
2019	TORONTO (AL)	.239	134	476	67	114	29	7	22	57	41	0	163	5	5	.302	.468	.770	3	0	3
	Buffalo (INT)	.253	19	75	11	19	0	1	5	11	6	1	21	3	0	.313	.480	.793	0	1	1
	TORONTO (AL)	.230	125	417	58	96	19	2	26	65	45	1	153	6	3	.306	.472	.778	0	1	1
Minor Totals		.268	722	2799	497	751	155	38	98	379	273	5	732	172	55	.338	.456	.794	33	23	33
MAJOR TOTALS		.237	327	1081	156	256	61	9	60	153	103	2	380	11	11	.304	.476	.780	0	6	4

**HOME RUN BREAKDOWN**

ONE GAME												Total	H	A	2	3	4	GS	LO	XN	IP	PH	RHP	LHP
												60	30	30	6	0	0	0	2	1	0	0	39	21

**TRANSACTIONS**

- Signed by the Houston Astros on February 17, 2011
- On disabled list (bruised left knee) from April 26-May 13, 2017
- Traded to the Blue Jays along with OF Norichika Aoki in exchange for LHP Francisco Liriano on July 31, 2017

**GAME HIGHS**

<b>ML Debut</b>	Aug. 12, 2016 at TOR	<b>Stolen Bases</b>	1 – 11x, last: Sept. 29, 2019
<b>Runs</b>	3 – 4x, last: July 17, 2019 at BOS	<b>Last ML Home Run</b>	Sept. 29, 2019 vs. TB
<b>Hits</b>	4 – 2x, last: Aug. 2, 2018 at SEA	<b>Longest Hitting Streak</b>	9G – 2x, last: Sept. 17, 2019-current
<b>Home Runs</b>	2 – 6x, last: Aug. 9, 2019 vs. NYY	<b>Longest On-Base Streak</b>	14G – Sept. 10, 2019-current
<b>RBI</b>	5 – Sept. 10, 2017 vs. DET	<b>Longest Hitless Streak</b>	17AB – July 23-29, 2018

**MILESTONES**

Category	Date	Opponent	Pitcher	Notes
<b>Hit</b>	1 Aug. 12, 2016	at Toronto	Liriano	HR, MLB debut
<b>Home Run</b>	1 Aug. 12, 2016	at Toronto	Liriano	1R
<b>Multi-HR Games (6)</b>	6 Aug. 9, 2019	New York (AL)	Happ, Kahnle	1R, 2R
<b>Leadoff HR</b>	1 Sept. 24, 2017	New York (AL)	Garcia	—
	2 Sept. 28, 2019	Tampa Bay	Yarbrough	—
<b>Walk-off HR</b>	1 July 27, 2019	Tampa Bay	Pagan	1R, 12th inning
<b>Extra-Inning HR</b>	1 July 27, 2019	Tampa Bay	Pagan	1R, 12th inning
<b>RBI</b>	1 Aug. 12, 2016	at Toronto	Liriano	HR, 1R

**PROFESSIONAL CAREER:****MINORS:**

- In 2013, his first professional season, was named the DSL Astros team MVP after hitting .274 with an .847 OPS...Was named the team's Player of the Month for July (.298, 6-2B, 3-3B, 5-HR, 19-RBI).
- Combined to hit .243 in 2012 over 51 games for for the GCL Astros and eight games for Class-A Lexington.
- Played with Class-A Quad Cities for the entire 2013 season...Led the Midwest League in runs (97) and ranked 2nd in outfield assists (14)...Played for the Toros del Este in the Dominican Winter League and appeared in 23 games (.212 AVG).
- Split 2014 with Advanced-A Lancaster (96G) and Double-A Corpus Christi (23G)...Posted his best single-season OPS (.897) while batting .228...Named a Mid-Season All-Star, a Post-Season All-Star, an Organizational All-Star by MiLB.com, and a Baseball America High Class-A All-Star...Played for the Toros del Este again and batted .228 over 34 games.
- Entered 2015 ranked by Baseball America as the Astros' 9th-best prospect...Played the full season with Corpus Christi while hitting .219, splitting time in center field (77 starts) and right field (37 starts)...Hit .275 in 17 games of Dominican Winter Ball.



**2016:**

- Started the season in Double-A and hit .305 before a June 30 promotion to Triple-A Fresno where he batted .313 over 38 games.
- Was named a Mid-Season All-Star while with Double-A Corpus Christi...Also named a Post-Season All-Star and an Organizational All-Star by MLB.com at the end of the year.
- Had his contract purchased from the minors on Aug. 12 and made his **MLB debut** that night in Toronto...Homered in his 3rd plate appearance, a solo shot off of **Francisco Liriano** (for whom he was later traded)...Became the 5th Houston player all-time with a HR in his MLB debut.
- Hit three home runs in his first 10 MLB games, becoming the 5th Astro all-time to do so.
- Walked three times on Aug. 20 at BAL, joining **Joe Morgan** as the only players in Astros history to do so within their first nine big-league games.
- Posted a slugging percentage of .420 over 41 games while with the Astros, having 11 of his 23 hits go for extra bases (7-2B, 4-HR).

**2017:**

- Started the campaign with Triple-A Fresno...Was called up to Houston on April 25 and made his season debut as a defensive replacement in right field (no at-bats)...Was placed on the DL the next day with a bruised left knee.
- Came off the DL on May 14 and was sent to Fresno where he hit .279 with 20-2B, 3-3B and 12-HR over 79 games.
- Acquired from the Astros with OF **Norichika Aoki** in exchange for LHP **Francisco Liriano** on July 31, 2017 and assigned to Triple-A Buffalo where he hit .221 in 25 games (6-HR, 22-RBI, 4-SB, .811 OPS).
- Recalled from the Bisons on Sept. 1, 2017 and made his Toronto debut that night in Baltimore (1-for-4, 2B, BB).
- Went 3-for-4 with two home runs and five RBI on Sept. 10 vs. DET, his 1st career multi-homer game...Became the 4th Toronto rookie all-time with at least 2-HR and 5-RBI in a game...The others were **Carlos Delgado** (April 11, 1994 at OAK), **Felipe Lopez** (Sept. 4, 2001 vs. NYY), and **J.P. Arencibia** (April 1, 2011 vs. MIN)...Became the 13th rookie in Blue Jays history to collect 5-RBI in a game (last: **Anthony Gose** on Sept. 8, 2012 at BOS).
- Put together a six-game RBI streak from Sept. 22-27, the longest by a Blue Jay in 2017...Hit .346 (9-for-26) with a double, six home runs and 11 RBI over that span.
- Homered for the 3rd consecutive game on Sept. 24, 2017 vs. NYY, becoming the 1st Toronto rookie all-time to do so.
- Recorded his 2nd career multi-HR game on Sept. 26 at BOS...Became the 1st Toronto rookie all-time to record two multi-HR games in a single month and the 8th different Toronto rookie to record two multi-HR games in a season (last: **J.P. Arencibia** in 2011).
- Hit a two-run home run with two outs in the 9th on Sept. 27 at BOS...Marked his third consecutive first-pitch HR...Extended his Blue Jays rookie-record HR total for September to eight, which tied for the 2nd-most by a Toronto rookie in any month in club history (**Jose Cruz Jr.** - 9 in August, 1997; **Carlos Delgado** - 8 in April, 1994)...Drove in his 19th and 20th runs of September, setting a new record for the most RBI in September by a Blue Jays rookie (**Josh Phelps** - 19 in 2002)...Was his 6th straight game with an extra-base hit to join **Steve Stagg** (7), **Shannon Stewart** (6) and **Bob Bailer** (6) as the only Toronto rookies to have an XBH in six or more consecutive games.
- Went 23-for-88 (.261) over 26 games as a Blue Jay (.305 OBP, .908 OPS).

**2018:**

- Had 58 of his 114 hits go for extra bases (29-2B, 7-3B, 22 HR)...His 50.9% XBH rate was 7th highest in MLB.
- Slugged .711 on inside pitches, 2nd best in MLB (MLB avg: .451).
- His seven triples were the most by a Blue Jay since **Alex Rios** had eight in 2008.
- Finished 2nd on the team with 223 total bases (**Justin Smoak**-231).
- Recorded 11 outfield assists, 3rd most in the AL (**Andrew Benintendi**-12, **Mitch Haniger**-12).
- Was assigned to Triple-A Buffalo to start the season.
- Recalled to the Blue Jays from the Bisons on April 13 and made his season debut that night in Cleveland...Went 2-for-5 with two doubles and two RBI.
- Went 4-for-6 on April 18 vs. KC for his 1st career four-hit game...Finished a double shy of a cycle...Hit his 1st career triple...Hit his 1st home run of the season, after connecting for eight in 2017.
- On April 22 at NYY, belted the 3rd home run in his last five games...Was his 30th RBI since joining the Jays on Sept. 1, 2017, the most on the team over that time.
- Connected for his 4th home run of the year on April 29 vs. TEX...Hit 12 home runs in his first 40 games as a Blue Jay - tied for 2nd most in team history (**Tony Batista**-13, **Troy Glaus**-12).
- Put together a career-long nine-game hitting streak from April 25-May 3 (G1).
- On May 9 vs. SEA, hit his 6th home run and also singled and doubled, leading off the 1st, 4th and 6th innings with a hit...Marked his 4th career 3+ hit effort and his 2nd of the season (4H on April 18 vs. KC).
- Hit a triple after **Devon Travis** tripled on May 28 at BOS, forming Toronto's first back-to-back triples since July 27, 2012 at DET (**Brett Lawrie**/**Omar Vizquel**).
- Notched his 9th home run of the season on June 5 vs. NYY to mark a new career high (eight in 2017).
- Had a four-game RBI streak (6RBI) from June 8-11, his longest of the season and the 2nd longest of his career (6G: Sept. 22-27, 2017).
- On June 9 vs. BAL, hit his 5th triple of the season in his 190th at-bat, matching the team's entire total from 2017 (5,499 AB).
- Tied a career high with four hits on Aug. 3 at SEA (also April 18, 2018 vs. KC), including three doubles for his 1st career 3-XBH game.
- Homered in consecutive games for the 4th time in his career on Aug. 8 and 9 vs. BOS...Gave him eight home runs and 20 RBI in 20 career games vs. BOS.
- Hit his 19th homer on Sept. 2 at MIA...Ended a 17-game homerless drought, his longest since joining the Jays.
- Reached the 20-HR mark for the 1st time in his career on Sept. 9 vs. CLE.
- Homered in back-to-back games for the 3rd time of the season on Sept. 28 and 29 at TB.





# JANSEN DANNY

9

CATCHER

BIRTHDATE ..... April 15, 1995  
 OPENING DAY AGE ..... 24  
 BIRTHPLACE ..... Elmhurst, IL  
 RESIDENCE ..... Appleton, WI  
 TWITTER ..... @D\_Jansen31

BATS/THROWS ..... R/R  
 HEIGHT/WEIGHT ..... 6-2/225  
 CONTRACT STATUS ..... signed thru 2020  
 M.L. SERVICE ..... 1.050  
 OPTIONS USED ..... 1 of 3

## PERSONAL:

- Daniel Robert Jansen.
- Attended West High School in Appleton, Wisconsin...Was named First-Team All-State in his junior year.
- Ranked as Toronto's 7th-best prospect by Baseball America entering 2018...Ranked as the 71st overall prospect by Fan-Graphs...Also ranked by BA as baseball's 9th-best catching prospect.
- Listed as Toronto's 3rd-best prospect and the 42nd overall prospect by Baseball America going into the 2019 season...Ranked 65th overall by MLB (5th among catchers) and 89th by Baseball Prospectus.
- Participated in the 2019 and 2020 Blue Jays Winter Tours.

## LAST SEASON:

- Connected for 13 home runs, one shy of **Will Smith** for the most among rookie catchers, while his 42 RBI led the way...His home run and RBI totals were 2nd most in a season by a Toronto rookie catcher all-time (**J.P. Arenecibia** - 23 HR and 75 RBI in 2011).
- Nominated for a Gold Glove Award...Finished 4th among AL catchers in stolen base percentage (70.0%), 4th in fielding percentage (.995) and 4th with 19 runners caught stealing...According to Baseball Savant, ranked 5th among AL catchers in pitch framing.
- Drew 31 walks, tied for 8th most among AL rookies.
- Hit his 1st home run of the season and 4th of his career with dozens of friends and family in attendance on May 17 at CWS.
- Recorded his 2nd homer on May 19 at CWS, connecting for homers in back-to-back games for the 1st time in his career.
- On May 22 vs. BOS, tied the game in the 9th inning with his 1st career pinch-hit RBI, a single to score **Brandon Drury**.
- Finished 3-for-5 with two RBI on June 13 at BAL for his 1st career three-hit game.
- Notched his 1st career walk-off home run on June 29 vs. KC, a two-run shot in the 9th...Became the 8th rookie in team history to hit a walk-off home run...Was his 4th homer of the season and his 1st at home.
- Belted his 6th home run on July 3 vs. BOS, homering in back-to-back games for the 2nd time in his career.
- On July 4 vs. BOS, hit a solo homer to become the 4th catcher in team history to homer in three consecutive games, joining **Ernie Whitt** (3G in 1985), **J.P. Arenecibia** (3G in 2012) and **Russell Martin** (3G in 2016 and 2018)...Homered again for his 1st career multi-HR game...Became the 4th catcher in team history to hit four homers in any three-game span (also **Whitt**, **Arenecibia** and **Martin**)...Became the 5th rookie catcher in MLB history to hit six home runs over any seven-game span...Added a double in the 8th inning for his 1st career 3-XBH game.
- Recorded his 1st career triple on July 5 vs. BAL as he led off the 2nd inning.
- Went 45 plate appearances without a strikeout from June 23-July 7, the longest active streak at the time, the 7th longest streak in MLB in 2019, and the longest streak by a Blue Jay since **Jose Reyes** (50 PA) in 2015.
- Notched his 9th home run on Aug. 1 at BAL, his 7th since June 26.
- Hit his 10th homer of the season on Aug. 9 vs. NYY...At 24 years old, became the youngest catcher in team history with a 10+ HR campaign, ahead of **J.P. Arenecibia** (25 years old in 2011 - 23HR).
- Went 3-for-5 with a homer and two RBI on Aug. 12 vs. TEX...Was also his 6th career three-hit game, all since June 13, a span of 42 games.
- Recorded his 12th home run on Aug. 16 vs. SEA, his 10th long-ball since June 26.
- Hit his 13th homer of the season on Sept. 20 at NYY.

**Bold - career high; Red - league high**

Year	Club and League	AVG	G	AB	R	H	2B	3B	HR	RBI	BB	IBB	SO	SB	CS	OBP	SLG	OPS	SH	HF	HBP
2013	GCL Blue Jays (GCL)	.246	36	114	19	28	4	0	0	18	21	0	10	0	0	.364	.281	.645	3	0	2
2014	Bluefield (APP)	.282	38	124	22	35	10	0	5	17	16	0	17	2	1	.390	.484	.874	0	0	6
2015	GCL Blue Jays (GCL)	.238	7	21	4	5	1	0	1	3	2	0	5	0	0	.304	.429	.733	0	0	0
	Lansing (MID)	.206	46	160	19	33	8	0	4	27	19	0	22	2	0	.299	.331	.630	2	0	3
2016	GCL Blue Jays (GCL)	.222	3	9	0	2	0	0	0	2	1	0	2	0	0	.364	.222	.586	0	0	1
	Dunedin (FSL)	.218	54	188	18	41	7	0	1	23	22	0	40	7	1	.313	.271	.584	2	0	5
2017	Dunedin (FSL)	.369	31	122	19	45	6	0	5	18	8	0	14	0	0	.422	.541	.963	1	1	4
	New Hampshire (EAS)	.291	52	179	23	52	15	1	2	20	22	2	19	1	0	.378	.419	.797	3	1	5
	Buffalo (INT)	.328	21	67	8	22	4	1	3	10	11	1	7	0	0	.423	.552	.975	0	0	0
2018	Buffalo (INT)	.275	88	298	45	82	21	1	12	58	44	1	49	5	1	.390	.473	.863	3	1	14
	TORONTO (AL)	.247	31	81	12	20	6	0	3	8	9	0	17	0	0	.347	.432	.779	1	0	4
2019	TORONTO (AL)	.207	<b>107</b>	347	<b>41</b>	<b>72</b>	<b>12</b>	<b>1</b>	<b>13</b>	<b>43</b>	<b>31</b>	<b>1</b>	<b>79</b>	<b>0</b>	<b>1</b>	.279	.360	.639	1	1	4
<b>Minor Totals</b>		.269	376	1282	177	345	76	3	33	196	166	4	185	17	3	.367	.410	.777	14	3	40
<b>MAJOR TOTALS</b>		.215	138	428	53	92	18	1	16	51	40	1	96	0	1	.293	.374	.667	1	2	8



## HOME RUN BREAKDOWN

Total	H	A	2	3	4	GS	LO	XN	IP	PH	RHP	LHP
16	9	7	1	0	0	0	0	0	0	0	10	6

## TRANSACTIONS

- Selected by the Toronto Blue Jays in the 16th round of the 2013 First-Year Player Draft

## GAME HIGHS

<b>ML Debut</b>	Aug. 13, 2018 at KC	<b>Stolen Bases</b>	None
<b>Runs</b>	3 – 3x, last: Aug. 12, 2019 vs. TEX	<b>Last ML Home Run</b>	Sept. 20, 2019 at NYY
<b>Hits</b>	3 – 6x, last: Aug. 12, 2019 vs. TEX	<b>Longest Hitting Streak</b>	6G – Aug. 13-20, 2018
<b>Home Runs</b>	2 – July 4, 2019 vs. BOS	<b>Longest On-Base Streak</b>	8G – 2x, last: July 7-19, 2019
<b>RBI</b>	3 – 4x, last: Aug. 9, 2019 vs. NYY	<b>Longest Hitless Streak</b>	22AB – July 19-29, 2019

## MILESTONES

Category	Date	Opponent	Pitcher	Notes
<b>Hit</b>	1 Aug. 13, 2018	at Kansas City	Keller	Single
<b>Home Run</b>	1 Aug. 14, 2018	at Kansas City	Fillmyer	1R
<b>Multi-HR Game</b>	1 July 4, 2019	Boston	Velazquez, Brewer	1R, 1R
<b>Walk-off HR</b>	1 June 29, 2019	Kansas City	Barlow	2R, 9th inning
<b>RBI</b>	1 Aug. 14, 2018	at Kansas City	Fillmyer	Home Run

## PROFESSIONAL CAREER:

### MINORS:

- Was promoted to the Rookie-Advanced Bluefield Blue Jays for the 2014 season...In 38 games, he batted .282 with five home runs and 17 RBI.
- Had a 22-game on-base streak from July 6-31, 2014...Over the course of that month, hit .318 with a .447 OBP.
- Assigned to the Class-A Lansing Lugnuts in 2015 and was placed on the disabled list on May 30...Played seven games in the Gulf Coast League for rehab and rejoined Lansing in August.
- Assigned to the Advanced-A Dunedin Blue Jays to open the 2016 minor league season.
- In 57 total games in 2016, hit .218 with one home run and 25 RBI.
- Was assigned to the Mesa Solar Sox of the Arizona Fall League after the 2016 season...Appeared in 20 games for the Sox and hit .282 with 11 RBI and the first two triples of his professional career.
- Started the 2017 season in Advanced-A Dunedin and slashed .369/.422/.541 over 31 games.
- Hit .291 in 52 games with Double-A New Hampshire with 15-2B, 1-3B, 2-HR and 20-RBI while throwing out 14 of 45 stolen base attempts (31.1%).
- Was named a 2017 Mid-Season All-Star in both the Florida State League (A+) and the Eastern League (AA).
- Was promoted to Triple-A Buffalo in August...Doubled and drove in two runs in his Triple-A debut on Aug. 4, 2017 vs. Lehigh Valley.
- Hit a triple and homered twice in a 4-for-4 effort on Aug. 21 at Pawtucket, bringing his average to .500 through his first 12 games with the Bisons.
- Finished 2017 with a .328/.423/.552 line over 21 games at the Triple-A level.
- Played in a career-best 104 games in 2017, 47 more than his previous high of 57 in 2016.
- Was named a Baseball America Minor-League First-Team All-Star and an MiLB.com Organizational All-Star at the end of the 2017 season.

### 2018:

- Was recalled from Triple-A Buffalo on Aug. 12.
- Made his **MLB debut** on Aug. 13 at KC and singled in his 1st plate appearance...Finished 2-for-3 to become the 19th player in team history with multiple hits in his MLB debut, and the 4th catcher to do so...Along with **Sean Reid-Foley**, formed the 1st starting battery mates in team history to debut at the same time...Marked the first such occasion in the AL since April 14, 1967, when **Billy Rohr** pitched and **Russ Gibson** caught for the Red Sox at Yankee Stadium (*courtesy STATS*).
- Hit his 1st Major League home run on Aug. 14 at KC...Became the 11th player in team history to homer within his first two MLB contests and the 3rd catcher to do so, joining **J.P. Arencibia** (2010) and **Sandy Martinez** (1995).
- Had hits in each of his first six MLB games (Aug. 13-22), just the 3rd player and the only catcher in team history to do so...Became the 8th Blue Jay to record 8+ hits across his first six MLB games, the most by any catcher.
- Recorded his 2nd long ball on Sept. 17 at BAL, a two-run blast to mark his 1st career multi-RBI effort.
- On Sept. 20 vs. TB, connected for his 3rd home run, a three-run homer...Was his 1st HR at Rogers Centre...Was also his 1st career 3-RBI game.
- Reached base safely in 23 of his 30 MLB games with a plate appearance (.347 OBP).
- Among all rookie catchers with at least 30 games played, ranked 2nd in OBP (.347), 2nd in SLG (.432), 2nd in OPS (.779) and 5th in AVG (.247).
- Slashed .275/.390/.473 with 21 doubles, one triple, 12 home runs and a team-leading 58 RBI over 88 games for the Bisons...Was named a Mid-Season All-Star and played in the Futures Game where he went 1-for-2 with a two-run homer.
- Was named Bisons 2018 MVP at the end of the season.
- Was also tabbed as the minor's Top Catcher in MiLB.com's Toolshed 2018 edition.







NON-ROSTER

# JOSEPH CALEB

7

CATCHER

BIRTHDATE ..... June 18, 1986  
 OPENING DAY AGE ..... 33  
 BIRTHPLACE ..... Nashville, TN  
 RESIDENCE ..... Franklin, TN  
 TWITTER ..... NA

BATS/THROWS ..... R/R  
 HEIGHT/WEIGHT ..... 6-3/205  
 CONTRACT STATUS ..... signed thru 2020  
 M.L. SERVICE ..... 5.020  
 OPTIONS USED ..... 2 of 3

## PERSONAL:

- Caleb Martin Joseph.
- Married to Brooke and has two children, Walker and Nora.
- Brother of infielder **Corban Joseph**, who has played a total of 44 Major League games for New York (AL), Baltimore, Oakland, San Francisco and Pittsburgh...On Sept. 11, 2018, Corban pinch-hit for Caleb when both played for the Orioles, marking the first time that a brother pinch-hit for his brother since Sept. 16, 2009, when the Padres' **Adrian González** pinch-hit for **Edgar González**.
- Took a foul ball to the groin area on May 30, 2016, and later underwent surgery on his right testicle...Currently wears a Kevlar protective cup, made from material used in bulletproof vests, by a St. Louis-based company named Nutshellz.

## LAST SEASON:

- Hit .211 (8-for-38) with two doubles and three RBI in 20 games across three Major League stints for the Diamondbacks.
- Caught 3-of-5 attempted stolen bases in 2019 and is now 11th among active catchers (min. 300G) with a 30.0 (77-for-257) caught stealing percentage.
- Made his 1st career pitching appearance on April 27 vs. CHC and threw a 1-2-3 inning.
- Pitched again on June 16 at WAS, retiring his only batter faced.
- In 48 games with Triple-A Reno, hit .265 with 12 doubles, seven home runs and 26 RBI.
- Fractured his left middle finger and was placed on the Minor League injured list from July 17-Aug. 14.

**Bold – career high; Red – league high**

Year	Club and League	AVG	G	AB	R	H	2B	3B	HR	RBI	BB	IBB	SO	SB	CS	OBP	SLG	OPS	SF	SH	HBP	
2008	Aberdeen (NYP)	.261	63	238	34	62	19	0	8	34	15	0	56	2	0	.303	.441	.744	2	6	2	
2009	Frederick (CAR)	.284	104	380	50	108	23	2	12	60	26	1	64	2	1	.337	.450	.787	0	1	5	
2010	Bowie (EAS)	.235	106	378	43	89	15	1	11	51	33	0	63	1	6	.301	.368	.669	2	3	4	
2011	Bowie (EAS)	.257	107	374	42	96	15	1	7	41	40	1	60	5	2	.334	.358	.692	4	5	6	
2012	Bowie (EAS)	.272	80	279	38	76	17	1	12	48	29	1	60	2	0	.343	.470	.813	2	4	3	
	Norfolk (INT)	.206	22	68	6	14	4	1	0	7	8	0	10	0	0	.289	.294	.583	0	0	0	
2013	Bowie (EAS)	.299	135	518	74	155	31	2	22	97	39	2	92	4	2	.346	.494	.840	0	10	3	
2014	Norfolk (INT)	.261	22	92	8	24	7	0	2	11	3	0	22	0	0	.284	.402	.686	0	0	0	
	BALTIMORE (AL)	.207	82	246	22	51	9	0	9	28	17	0	69	0	1	.264	.354	.618	6	3	3	
2015	BALTIMORE (AL)	.234	<b>100</b>	320	<b>38</b>	<b>75</b>	<b>16</b>	<b>1</b>	<b>11</b>	<b>49</b>	<b>27</b>	<b>2</b>	<b>72</b>	<b>0</b>	<b>0</b>	.299	.394	.693	3	1	3	
2016	Frederick (CAR)	.294	6	17	4	5	1	0	1	5	2	0	4	0	0	.348	.529	.877	0	3	1	
	Bowie (EAS)	.286	6	21	2	6	1	0	1	2	1	0	7	0	1	.348	.476	.824	0	0	1	
	Norfolk (INT)	.250	9	40	2	10	0	0	0	4	2	0	5	0	0	.286	.250	.536	0	0	0	
	BALTIMORE (AL)	.174	49	132	7	23	3	0	0	0	7	0	28	0	0	.216	.197	.413	2	0	0	
2017	BALTIMORE (AL)	.256	89	254	31	65	14	1	8	28	10	0	72	0	0	.287	.413	.700	1	0	1	
2018	Norfolk (INT)	.273	24	88	10	24	2	0	2	14	8	0	19	0	0	.340	.364	.704	0	0	1	
	BALTIMORE (AL)	.219	82	265	28	58	14	<b>2</b>	<b>3</b>	17	10	0	68	<b>2</b>	<b>1</b>	.254	.321	.575	1	1	3	
2019	AZL D-backs (AZL)	.000	2	5	0	0	0	0	0	0	0	0	0	1	0	0	.000	.000	.000	0	0	0
	Reno (PCL)	.265	48	162	29	43	12	1	7	26	13	0	44	0	0	.324	.481	.805	0	2	2	
	ARIZONA (NL)	.211	20	38	5	8	2	0	0	3	1	0	10	0	0	.250	.263	.513	1	0	1	
Minor Totals		.268	734	2660	342	712	147	9	85	400	219	5	507	16	12	.326	.426	.752	10	34	28	
MAJOR TOTALS		.223	422	1255	131	280	58	4	31	125	72	2	319	2	2	.270	.350	.620	14	5	11	

## DIVISION SERIES RECORD

Year	Club and Opp.	AVG	G	AB	R	H	2B	3B	HR	RBI	BB	IBB	SO	SB	CS	OBP	SLG	OPS	SF	SH	HBP
2014	BAL vs. DET	.000	1	3	0	0	0	0	0	0	0	0	2	0	0	.000	.000	.000	0	0	0

## LEAGUE CHAMPIONSHIP SERIES RECORD

Year	Club and Opp.	AVG	G	AB	R	H	2B	3B	HR	RBI	BB	IBB	SO	SB	CS	OBP	SLG	OPS	SF	SH	HBP
2014	BAL vs. KC	.333	2	6	0	2	0	0	0	1	0	0	2	0	0	.286	.333	.619	1	0	0

## HOME RUN BREAKDOWN

		ONE GAME																			
Total	H	A	2	3	4	GS	LO	XN	IP	PH	RHP	LHP									
31	13	18	0	0	0	0	0	0	0	0	19	12									

## TRANSACTIONS

- Selected by the Baltimore Orioles in the 7th round of the 2008 First-Year Player Draft
- On disabled list (testicular injury) from May 31-June 30, 2016
- Signed by the Arizona Diamondbacks on February 13, 2019
- Signed by the Toronto Blue Jays on January 20, 2020



## GAME HIGHS

<b>ML Debut</b>	May 7, 2014 at TB	<b>Stolen Bases</b>	1 – 2x, last: Aug. 7, 2018 at TB
<b>Runs</b>	3 – 3x, last: July 24, 2018 vs. BOS	<b>Last ML Home Run</b>	Aug. 2, 2018 at TEX
<b>Hits</b>	4 – 2x, last: May 8, 2017 vs. WAS	<b>Longest Hitting Streak</b>	7G – 2x, last: April 13-21, 2015
<b>Home Runs</b>	1 – 31x, last: Aug. 2, 2018 at TEX	<b>Longest On-Base Streak</b>	14G – Sept. 27, 2014-April 24, 2015
<b>RBI</b>	4 – Aug. 16, 2015 vs. OAK	<b>Longest Hitless Streak</b>	31AB – Sept. 12, 2014-April 6, 2015

## MILESTONES

Category	Date	Opponent	Pitcher	Notes
<b>Hit</b>	1 May 13, 2014	Detroit	Smyly	Single
<b>Home Run</b>	1 June 22, 2014	at New York (AL)	Huff	1R
<b>RBI</b>	1 May 20, 2014	at Pittsburgh	Liriano	Bases-loaded walk
<b>Stolen Base</b>	1 July 15, 2018	Texas	Gearrin	2nd base
			C-Kiner-Falefa	

## PROFESSIONAL CAREER:

### MINORS:

- Named an MiLB.com Organizational All-Star in 2010, 2012 and 2013...Was named an Eastern League Mid-Season All-Star in 2011 and again in 2013...While with Double-A Bowie in 2013, claimed Topps Double-A All-Star honours, as well as Topps Eastern League Player of the year and was named a Post-Season All-Star.

### 2014:

- Caught 38.2% (21-for-55) of attempted base stealers...His 21 caught runners were tied for 12th most in the Majors...Fell three games short of qualifying, but his 38.2 caught stealing percentage would have been 2nd in MLB and led the AL.
- Had his contract selected from Triple-A Norfolk on May 7 and made his **MLB debut** that night in Tampa Bay (0-for-3).
- Collected his 1st career hit on May 13 vs. DET, a single off of **Drew Smyly**.
- Hit a solo shot off of **David Huff** for his 1st career home run on June 22 at NYY.
- Belted a home run in five straight games from August 2-9, setting the Orioles record for a catcher, passing **Ramon Hernandez** (4G from June 22-28, 2006) and **Gus Triandos** (4G from June 13-19, 1959)...Became the 15th catcher since 1914 to homer in at least five consecutive games.
- Started three postseason games, batting .222/.200/.222 with an RBI in 10 plate appearances...Went 2-for-3 including his 1st career postseason RBI in Game 2 of the ALCS vs. KC.

### 2015:

- Ranked 4th among AL catchers in catchers ERA (3.65), 6th in fielding percentage (.996), 7th in stolen base percentage (71.2%), and tied for 11th in catcher caught stealing (15).
- Recorded his 1st career triple on April 14 vs. NYY.
- Posted a career-high tying seven-game hitting streak from April 13-21 as he went 11-for-23 (.478) with a triple, home run and four RBI...His other seven-game streak was from Aug. 2-11, 2014.
- Logged the 100th hit of his Major League career with a single in the 5th inning on July 28 vs. ATL.
- Set single-game career-highs with three runs and four RBI on Aug. 16 vs. OAK (3-for-4, 1BB, 2B, HR).

### 2016:

- Caught 10-of-32 (31.3%) would-be base stealers.
- Placed on the 15-day disabled list on May 31 with a testicular injury he suffered on May 30 vs. BOS...Was activated again on June 30.
- Played 24 games for Triple-A Norfolk before being recalled on Sept. 2.
- Appeared on the Orioles' 2016 AL Wild Card Game roster but did not play.

### 2017:

- Recorded his 1st RBI of the season on April 29 at NYY as he connected for a two-run homer in the 9th inning...It was his first RBI since Sept. 11, 2015 vs. KC (64 games).
- Matched his career-high with four hits on May 8 vs. WAS (also: Aug. 31, 2014 vs. MIN) as he went 4-for-4 with an RBI.
- Recorded four-straight multi-hit games for the 1st time in his career, from July 9-21.

### 2018:

- Appeared in 82 games with the Orioles and hit .219 with 14 doubles, three home runs and 17 RBI.
- Batted .273 with two homers and 14 RBI in 24 games with Triple-A Norfolk.
- Threw out 32.2% (19-of-59) of attempted basestealers, including a career-high three caught stealings on Sept. 15 vs. White Sox.
- Tied **Salvador Pérez** for the MLB lead with 11 double plays as catcher.





# KAY ANTHONY

**47**  
PITCHER

BIRTHDATE ..... March 21, 1995  
OPENING DAY AGE ..... 25  
BIRTHPLACE ..... Stony Brook, NY  
RESIDENCE ..... Stony Brook, NY  
TWITTER ..... @TonyBuckets18

BATS/THROWS ..... L/L  
HEIGHT/WEIGHT ..... 6-0/225  
CONTRACT STATUS ..... signed thru 2020  
M.L. SERVICE ..... 0.023  
OPTIONS USED ..... 0 of 3

## PERSONAL:

- Anthony Benjamin Kay.
- Graduated from Ward Melville High School (Long Island, NY) in 2013, where he set 27 school records...Was the recipient of the Paul Gibson Award, given annually to the best High School pitcher on Long Island...Finished his junior year with a 0.00 ERA (49.0 IP).
- Was originally drafted by the Mets in the 29th round of the 2013 First-Year Player Draft but did not sign.
- Attended the University of Connecticut, the same school as Pitching Coach Pete Walker...Named Louisville Slugger Second Team All-American following his junior season at UConn...Also named the 2016 AAC Pitcher of the Year and was first team All-Conference in both his sophomore and junior seasons...Established a UConn record with 263 career strikeouts and became the 6th Husky to reach 20 career wins (22).
- Ranked by MLB as Toronto's 4th-best prospect heading into 2020...Ranked 9th by Baseball America.

## LAST SEASON:

- Started his campaign with 12 starts for Binghamton, his first action at Double-A...Did not allow an earned run in his first two starts there (8.1 IP).
- Went 1-3 for the Rumble Ponies while posting a 1.49 ERA (11 ER/66.1 IP) and a .165 opponents' average (38H, 2HR, 23BB, 70K).
- Tossed a 7.0 IP complete-game shutout on May 14 vs. Altoona, allowing three hits with eight strikeouts.
- Promoted to Triple-A Syracuse in June and went 1-3 in seven starts there.
- Was selected to the 2019 MLB Futures Game as part of All-Star Week in Cleveland...Threw one inning with one hit allowed and a strikeout.
- Traded to the Blue Jays along with RHP **Simeon Woods Richardson** in exchange for RHP **Marcus Stroman** and cash considerations on July 28.
- Finished his Minor League campaign with seven starts for Triple-A Buffalo, where he posted a 2-2 record and a 2.50 ERA (10 ER/36.0 IP)...Allowed no earned runs in three of his last five starts...Did not allow more than three earned runs in any of his starts as a Bison.
- Had his contract selected from Buffalo on Sept. 7 and made his **MLB debut** that night in Tampa Bay...Lasted 5.2 innings, allowing both of his runs in the 4th inning before leaving the game with a 3-2 lead...Gave up four hits and three walks while recording eight strikeouts, which tied **Trent Thornton** (8 SO on March 31, 2019 vs. DET) for a team record in an MLB debut...Was Toronto's 38th pitcher used this season to extend a franchise high (36 in 2018) and their 19th different starter (14 in 2017 and 2018)...Also became the 47th player in team history to make his MLB debut as a starting pitcher.
- Allowed five runs on seven hits over 4.1 innings in his 2nd start, on Sept. 13 vs. NYY (1BB, 2K).
- Earned his 1st MLB win as he pitched in relief for the 1st time on Sept. 19 at BAL...Allowed a pair of runs on four hits over 4.0 frames (1BB, 3K).
- Over his three big-league outings, kept left-handed hitters to a .182 AVG (2-for-11) while righties went 13-for-46 (.283).

**Bold – career high; Red – league high**

Year	Club & League	W-L	ERA	G	GS	CG	ShO	SV	IP	H	R	ER	HR	HB	BB	IBB	SO	WP	BK	OBA
2018	Columbia (SAL)	4-4	4.54	13	13	0	0	0	69.1	73	41	35	6	6	22	0	78	5	0	.275
	St. Lucie (FSL)	3-7	3.88	10	10	0	0	0	53.1	51	28	23	1	2	27	0	45	1	0	.262
2019	Binghamton (EAS)	7-3	1.49	12	12	1	1	0	66.1	38	13	11	2	5	23	0	70	1	0	.165
	Syracuse (INT)	1-3	6.61	7	7	0	0	0	31.1	40	23	23	7	3	11	1	26	0	0	.325
	Buffalo (INT)	2-2	2.50	7	7	0	0	0	36.0	33	21	10	3	2	22	0	39	1	0	.244
	TORONTO (AL)	1-0	5.79	3	2	0	0	0	14.0	15	9	9	0	1	5	0	13	1	0	.263
	<b>Minor Totals</b>	17-19	3.58	49	49	1	1	0	256.1	235	126	102	19	18	105	1	258	8	0	.248
	<b>MAJOR TOTALS</b>	1-0	5.79	3	2	0	0	0	14.0	15	9	9	0	1	5	0	13	1	0	.263

## TRANSACTIONS

- Selected by the New York Mets in the 1st round (31st overall) of the 2016 First-Year Player Draft
- Traded to the Toronto Blue Jays along with RHP Simeon Woods Richardson in exchange for RHP Marcus Stroman and cash considerations on July 28, 2019



## GAME HIGHS

<b>ML Debut</b>	Sept. 7, 2019 at TB	<b>ER Allowed</b>	5 – Sept. 13 2019 vs. NYY
<b>Innings Pitched:</b>		<b>HR Allowed</b>	None
<b>Starter</b>	5.2 – Sept. 7, 2019 at TB	<b>Low Hit CG</b>	None
<b>Reliever</b>	4.0 – Sept. 19, 2019 at BAL	<b>Last Win</b>	Sept. 19, 2019 at BAL
<b>Walks:</b>		<b>Last Save</b>	None
<b>Starter</b>	3 – Sept. 7, 2019 at TB	<b>Last CG</b>	None
<b>Reliever</b>	1 – Sept. 19, 2019 at BAL	<b>Last ShO</b>	None
<b>Strikeouts:</b>		<b>Last Start</b>	Sept. 13, 2019 vs. NYY
<b>Starter</b>	8 – Sept. 7, 2019 at TB	<b>Last Relief App.</b>	Sept. 19, 2019 at BAL
<b>Reliever</b>	3 – Sept. 19, 2019 at BAL	<b>Longest Win Streak</b>	1G – Sept. 19, 2019-current
<b>Hits Allowed</b>	7 – Sept. 13, 2019 vs. NYY	<b>Longest Losing Streak</b>	None
		<b>Scoreless Innings Streak</b>	5.2 – Sept. 7-13, 2019

## MILESTONES

Category	Date	Opponent	Notes
<b>Start</b>	1 Sept. 7, 2019	at Tampa Bay	ND - 5.2 IP, 4H, 2ER, 3BB, 8K
<b>Win</b>	1 Sept. 19, 2019	at Baltimore	as a reliever - 4.0 IP, 4H, 2ER, 1BB, 3K

## PROFESSIONAL CAREER:

## MINORS:

- Did not pitch in 2016 or 2017 due to elbow issues...Underwent Tommy John surgery on Oct. 4, 2016 at the Hospital for special surgery.
- Made his professional debut in 2018, splitting the year between Class-A Columbia of the South Atlantic League and Advanced-A St. Lucie of the Florida State League...His 1st pro outing was April 8 vs. Augusta, in which he tossed 4.0 innings with two unearned runs (2H, 1BB, 4K).
- Recorded a season-high 11 strikeouts in 6.2 innings on June 28 vs. Asheville, his final start with Columbia...Was promoted to St. Lucie on July 3.
- Worked 6.0+ innings in six of his 10 starts with St. Lucie, including a season-high 7.1 innings on July 4 vs. Bradenton.
- Allowed three runs or fewer in 15 of his 23 total starts.
- Ranked by Baseball America as the Mets' 5th-best prospect after the 2018 season.

## MOST STRIKEOUTS IN FIRST START FOR BLUE JAYS

PLAYER	OPPONENT	IP	H	R	ER	BB	SO	WL
Jose Nunez	07/09/1987 vs. KC	8.0	6	1	1	0	11	W
Roger Clemens	04/02/1997 vs. CWS	9.0	6	1	1	1	9	W
Anthony Kay	09/07/2019 at TB	5.2	4	2	2	3	8	ND
Trent Thornton	03/31/2019 vs. NYY	5.0	2	0	0	0	8	ND
Sean Douglass	07/26/2004 vs. NYY	5.0	5	4	4	4	8	ND
Lance Painter	05/10/2000 vs. BAL	5.0	2	1	1	1	8	W
Mike Flanagan	09/05/1987 vs. SEA	7.2	4	0	0	1	8	W
Jaime Garia	04/02/2018 vs. CWS	6.0	4	1	1	2	7	ND
Matt Boyd	06/27/2015 vs. TEX	6.2	9	4	4	0	7	L
Marc Rzepczynski	07/07/2009 at TB	6.0	2	1	1	4	7	ND
Cory Lidle	04/01/2003 vs. NYY	6.0	7	5	5	0	7	L
Omar Daal	09/13/1997 at SEA	7.0	6	3	3	1	7	ND
Jack Morris	04/06/1992 at DET	9.0	5	2	2	3	7	W
Todd Stottlemyre	04/10/1988 at MIN	4.1	3	4	4	3	7	L
Dave Lemanczyk	04/09/1977 vs. CWS	9.0	8	3	3	5	7	L





NON-ROSTER

# KIRK ALEJANDRO

85  
CATCHER

BIRTHDATE ..... November 6, 1998  
OPENING DAY AGE ..... 21  
BIRTHPLACE ..... Tijuana, Mexico  
RESIDENCE ..... Tijuana, Mexico  
TWITTER ..... NA

BATS/THROWS ..... R/R  
HEIGHT/WEIGHT ..... 5-8/265  
CONTRACT STATUS ..... signed thru 2020  
M.L. SERVICE ..... 0.000  
OPTIONS USED ..... 0 of 3

## PERSONAL:

- Alejandro Kirk.
- Signed with the Blue Jays as an international free agent on September 24, 2016.
- His favourite player growing up was 10-time All-Star **Albert Pujols**.

## LAST SEASON:

- Kicked off his season with 21 games for Class-A Lansing.
- Slashed .299/.427/.519 with 10 extra-base hits for the Lugnuts.
- Promoted to Advanced-A Dunedin on May 3.
- Kept a .288 average and an .841 OPS in 71 games to close out the campaign.
- Was named an MiLB.com Organizational All-Star at the end of the season.

*Bold – career high; Red – league high*

Year	Club and League	AVG	G	AB	R	H	2B	3B	HR	RBI	BB	IBB	SO	SB	CS	OBP	SLG	OPS	SF	SH	HBP
2017	GCL Blue Jays (GCL)	.000	1	2	0	0	0	0	0	0	0	0	0	0	0	.333	.000	.333	0	0	1
2018	Bluefield (APP)	.354	58	206	31	73	10	1	10	57	33	3	21	2	0	.443	.558	1.001	0	3	2
2019	Lansing (MID)	.299	21	77	15	23	6	1	3	8	18	0	8	1	0	.427	.519	.946	0	1	0
	Dunedin (FSL)	.288	71	233	26	67	25	0	4	36	38	1	31	2	0	.395	.446	.841	0	1	4
<b>Minor Totals</b>		.315	151	518	72	163	41	2	17	101	89	4	60	5	0	.418	.500	.918	0	5	7

## TRANSACTIONS

- Signed by the Toronto Blue Jays on September 24, 2016

## PROFESSIONAL CAREER:


### MINORS:

- Started his pro career with a single game for the GCL Blue Jays in 2017, as he spent over two months on the disabled list.
- Spent all of 2018 with Rookie-level Bluefield.
- Batted .354 with a 1.001 OPS in 58 games, while connecting for 10 doubles, a triple, 10 homers and 57 RBI.
- Boasted a 33BB/21K ratio for the year.
- Tied for the Appalachian League lead in RBI while ranked 3rd in AVG, 4th in hits (73), 4th in OBP (.443), 4th in SLG (.558) and 6th in OPS (1.001).
- Named a 2018 Post-Season All-Star.

## TORONTO, YOUNGEST PLAYERS TO HIT FIRST HOME RUN - ALL-TIME

PLAYER	DATE	OPPONENT	AGE
Vladimir Guerrero Jr.	05/14/2019	at SF	20 years, 59 days
Danny Ainge	06/02/1979	at SEA	20 years, 77 days
Paul Hodgson	09/19/1980	at BAL	20 years, 158 days
Lloyd Moseby	05/25/1980	vs. NYY	20 years, 202 days
Travis Snider	09/04/2008	vs. MIN	20 years, 215 days
Vernon Wells	09/13/1999	vs. NYY	20 years, 279 days





# KIVLEHAN PATRICK

46  
UTILITY

NON-ROSTER

BIRTHDATE ..... December 22, 1989  
OPENING DAY AGE ..... 30  
BIRTHPLACE ..... Nyack, NY  
RESIDENCE ..... Waldwick, NJ  
TWITTER ..... @PatrickKivlehan

BATS/THROWS ..... R/R  
HEIGHT/WEIGHT ..... 6-2/215  
CONTRACT STATUS ..... signed thru 2020  
M.L. SERVICE ..... 1.036  
OPTIONS USED ..... 1 of 3

## PERSONAL:

- Patrick Anthony Kivlehan...Pronounced KIV-luh-han.
- Married to Stefane and has a daughter, Kylee.
- Is 2008 graduate of St. Joseph's (NJ) High School.
- Graduated in 2012 from Rutgers University where he played four seasons of football before also playing baseball as a senior...Was named the 2012 Big East Conference Player of the Year after becoming the 1st player in league history to win the Triple Crown (hit .402 with 10 home runs and 36 RBI).
- Played for Team USA in the 2015 Pan American Games, hosted by Toronto.

## LAST SEASON:

- Started the season with 24 games at Triple-A Indianapolis.
- Traded to the Blue Jays in exchange for cash considerations on May 10 and was assigned to Double-A New Hampshire.
- Hit .421 across 11 contests for the Fisher Cats.
- Joined Triple-A Buffalo on May 28 and hit 25 homers in 90 games as a Bison.
- Among International League hitters, ranked 4th in home runs (29) and 10th in RBI (75).

*Bold – career high; Red – league high*

Year	Club and League	AVG	G	AB	R	H	2B	3B	HR	RBI	BB	IBB	SO	SB	CS	OBP	SLG	OPS	SF	SH	HBP
2012	Everett (NOR)	.301	72	282	46	85	17	3	12	52	19	0	93	14	1	.373	.511	.884	2	0	13
2013	Clinton (MID)	.283	60	223	26	63	12	1	3	31	17	1	42	5	3	.344	.386	.730	0	2	5
	High Desert (CAL)	.320	68	266	48	85	13	2	13	59	26	0	65	10	3	.384	.530	.914	0	5	5
2014	High Desert (CAL)	.282	34	142	24	40	9	2	9	35	12	0	32	2	0	.331	.563	.894	0	3	0
	Jackson (SOU)	.300	104	377	60	113	23	7	11	68	44	1	78	9	4	.374	.485	.859	0	5	4
2015	Tacoma (PCL)	.256	123	472	58	121	25	1	22	73	36	1	113	14	3	.313	.453	.766	0	5	5
2016	Round Rock (PCL)	.184	37	141	17	26	8	0	1	16	11	0	36	2	2	.252	.262	.514	0	1	2
	Tacoma (PCL)	.293	43	157	21	46	8	2	8	25	8	0	49	2	2	.327	.522	.849	0	0	0
	El Paso (PCL)	.306	20	72	8	22	2	1	3	8	5	0	23	1	0	.351	.486	.837	0	0	0
	SAN DIEGO (NL)	.250	5	16	5	4	0	0	1	2	2	0	9	0	0	.368	.438	.806	0	0	1
	CINCINNATI (NL)	.000	3	5	0	0	0	0	0	0	0	0	2	0	0	.000	.000	.000	0	0	0
2017	CINCINNATI (NL)	.208	<b>115</b>	<b>178</b>	<b>23</b>	<b>37</b>	<b>5</b>	<b>1</b>	<b>9</b>	<b>26</b>	<b>22</b>	<b>1</b>	<b>61</b>	<b>1</b>	<b>2</b>	.304	.399	.703	0	1	3
2018	Louisville (INT)	.167	15	42	3	7	0	0	0	4	2	0	15	1	0	.255	.167	.422	0	0	3
	Las Vegas (PCL)	.314	98	354	59	111	29	4	20	67	30	0	84	4	3	.372	.588	.960	0	2	4
	ARIZONA (NL)	.231	9	13	3	3	0	2	0	0	0	0	6	0	0	.286	.538	.824	0	0	1
2019	New Hampshire (EAS)	.421	11	38	5	16	5	0	3	9	4	0	3	1	1	.477	.789	1.266	0	1	1
	Indianapolis (INT)	.212	24	85	11	18	5	0	4	9	8	0	27	0	0	.287	.412	.699	1	0	1
	Buffalo (INT)	.247	90	328	48	81	13	3	25	66	37	1	105	0	1	.336	.534	.870	0	2	8
<b>Minor Totals</b>		.280	799	2979	434	834	169	26	134	522	259	4	765	65	23	.345	.489	.834	3	26	51
<b>MAJOR TOTALS</b>		.208	132	212	31	44	5	3	10	28	24	1	78	1	2	.302	.401	.703	0	1	5

## HOME RUN BREAKDOWN

		ONE GAME																			
Total	H	A	2	3	4	GS	LO	XN	IP	PH	RHP	LHP									
10	5	5	1	0	0	1	0	0	0	1	4	6									

## TRANSACTIONS

- Selected by the Seattle Mariners in the 4th round of the 2012 First-Year Player Draft
- Traded to the Texas Rangers as the Player To Be Named Later (November 16 trade of RHP Tom Wilhelmson) on December 2, 2015
- Traded to the Seattle Mariners in exchange for a Player To Be Named Later (RHP Justin De Fratus) on May 29, 2016
- Claimed off waivers by the San Diego Padres on August 4, 2016
- Claimed off waivers by the Cincinnati Reds on September 28, 2016
- Signed by the Cincinnati Reds on November 17, 2017
- Signed by the New York Mets on May 9, 2018
- Traded to the Arizona Diamondbacks in exchange for cash considerations on September 6, 2018
- Signed by the Pittsburgh Pirates on October 30, 2018
- Traded to the Toronto Blue Jays in exchange for cash considerations on May 10, 2019
- Signed by the Toronto Blue Jays on November 18, 2019





## GAME HIGHS

<b>ML Debut</b>	Aug. 20, 2016 vs. ARI
<b>Runs</b>	3 – Aug. 21, 2016 vs. ARI
<b>Hits</b>	4 – May 6, 2017 vs. SF
<b>Home Runs</b>	2 – May 28, 2017 at PHI
<b>RBI</b>	4 – Aug. 7, 2017 vs. SD

<b>Stolen Bases</b>	1 – July 1, 2017 vs. CHC
<b>Last ML Home Run</b>	Sept. 28, 2017 at MIL
<b>Longest Hitting Streak</b>	3G – 2x, last: June 7-10, 2017
<b>Longest Hitless Streak</b>	19AB – June 25-July 15, 2017

## MILESTONES

Category	Date	Opponent	Pitcher	Notes
<b>Hit</b>	1 Aug. 20, 2016	Arizona	Ray	HR
<b>Home Run</b>	1 Aug. 20, 2016	Arizona	Ray	1R
<b>Multi-HR Game</b>	1 May 28, 2017	at Philadelphia	Eflin, Gomez	1R, 1R
<b>Grand Slam HR</b>	1 Aug. 7, 2017	San Diego	Maton	8th inning
<b>Pinch-hit HR</b>	1 June 7, 2017	St. Louis	Cecil	3R, 7th inning
<b>RBI</b>	1 Aug. 20, 2016	Arizona	Ray	HR
<b>Stolen Base</b>	1 July 1, 2017	Chicago (NL)	Edwards Jr. C-Contreras	2nd base

## PROFESSIONAL CAREER:

### MINORS:

- Named the Northwest League's Most Valuable Player in 2012.
- Had a 25-game hitting streak while with Class-A High Desert in 2013.
- Was a 2014 Southern League All-Star and an MiLB.com Organizational All-Star.
- Named an MiLB.com Organizational All-Star again in 2015.

### 2016:

- Spent most of the year playing Triple-A ball, combining to make 100 appearances for three organizations: Round Rock (TEX), Tacoma (SEA) and El Paso (SD).
- Started the year in the Texas organization and was designated for assignment on May 23.
- Traded to Seattle for a PTBNL on May 29 and was DFA again on Aug. 1.
- Claimed by San Diego on Aug. 4 and was assigned to El Paso.
- Recalled to the Padres for a week near the end of August and recorded four hits in five games.
- Made his **MLB debut** on Aug. 20 vs. ARI...Went 2-for-4 with his 1st career home run, a solo shot off **Robbie Ray**.
- Designated for assignment on Sept. 21 and was claimed by Cincinnati on Sept. 28.
- Played in the Reds' final three contests of the year, twice appearing as a pinch-hitter.


### 2017:

- Led the Reds with nine pinch-hits and 57 pinch-hit plate appearances.
- Established a new single-season club record for a rookie with 51 pinch-hit at-bats.
- Played first base (12G), third base (7G), center field (4G), left field (11G) and right field (29G).
- Produced a career-high four hits and hit his 1st homer of the season on May 6 vs. SF.
- Started in right field and recorded his 1st career two-homer game on May 28 at PHI.
- Connected for his 1st career pinch-hit home run on June 7 vs. STL, a three-run shot off of **Brett Cecil** that tied the game, 4-4.
- Belted his 1st career grand slam off of **Phil Maton** on Aug. 7 vs. SD.
- Following the season, played for Escocido in the Dominican Winter League (11G, .209 AVG, 2-2B, 9 RBI).

### 2018:

- Hit a combined .298 (118-for-396) with 29 doubles, four triples, 20 home runs and 71 RBI in 113 Minor League games between Triple-A Louisville (CIN) and Triple-A Las Vegas (NYM).
- Also appeared in nine games with Arizona at the big-league level.
- Played in 15 games with Louisville before being released on April 29.
- Signed a Minor League contract with the Mets on May 9 and was assigned to Las Vegas.
- Named the Pacific Coast League Player of the Week for Aug. 27-Sept. 3, after hitting .407 with four home runs and nine RBI.
- Traded to Arizona on Sept. 6 and spent the rest of the season in the Majors with the Diamondbacks...Made four appearances (two starts) in left field.
- Became the 8th player in club history (10th time) to collect two triples in a game when he did so on Sept. 19 vs. CHC.





NON-ROSTER

# KNIGHT NASH

# 84

INFILDER

BIRTHDATE ..... September 20, 1992  
 OPENING DAY AGE ..... 27  
 BIRTHPLACE ..... Denton, TX  
 RESIDENCE ..... Denton, TX  
 TWITTER ..... NA

BATS/THROWS ..... S/R  
 HEIGHT/WEIGHT ..... 6-0/205  
 CONTRACT STATUS ..... signed thru 2020  
 M.L. SERVICE ..... 0.000  
 OPTIONS USED ..... 0 of 3

## PERSONAL:

- Nash Randall Knight.
- Attended Dallas Baptist University where he played for four years.
- Played all nine positions in a game on Sept. 2, 2018 while with the Advanced-A Dunedin Blue Jays.

## LAST SEASON:

- Played the majority of the year for Double-A New Hampshire where he hit .252 with a .746 OPS.
- Batted .356 (21-for-59) with eight extra-base hits and 10 RBI in 18 games during the month of May.
- Was named an Eastern League Mid-Season All-Star.
- Made a three-game stint with Triple-A Buffalo in August, his highest level of pro ball...Went 1-for-12 with a double and an RBI for the Bisons.

*Bold – career high; Red – league high*

Year	Club and League	AVG	G	AB	R	H	2B	3B	HR	RBI	BB	IBB	SO	SB	CS	OBP	SLG	OPS	SF	SH	HBP
2015	GCL Blue Jays (GCL)	.207	47	140	17	29	5	0	2	18	28	0	39	2	1	.331	.286	.617	0	4	0
2016	Bluefield (APP)	.402	25	97	16	39	7	1	3	23	12	0	16	1	1	.473	.588	1.061	0	0	1
	Vancouver (NWL)	.261	24	92	16	24	1	0	0	12	11	0	17	1	1	.340	.272	.612	0	0	0
2017	Lansing (MID)	.261	87	318	37	83	17	2	3	54	51	2	64	4	0	.366	.355	.721	2	2	3
	Dunedin (FSL)	.227	6	22	0	5	2	0	0	2	2	1	6	0	0	.292	.318	.610	0	0	0
2018	Dunedin (FSL)	.246	99	350	44	86	14	1	3	44	39	2	67	0	3	.335	.317	.652	0	2	9
	New Hampshire (EAS)	.161	11	31	3	5	0	0	1	1	2	0	5	0	0	.212	.258	.470	0	0	0
2019	New Hampshire (EAS)	.252	102	349	46	88	22	1	7	36	53	2	86	4	8	.365	.381	.746	0	2	10
	Buffalo (INT)	.083	3	12	1	1	1	0	0	1	1	0	5	0	0	.154	.167	.321	0	0	0
<b>Minor Totals</b>		.255	404	1411	180	360	69	5	19	191	199	7	305	12	14	.354	.352	.706	2	10	23

## TRANSACTIONS

- Signed by the Toronto Blue Jays on June 15, 2015

## PROFESSIONAL CAREER:

### MINORS:

- Hit .207 in 47 games for the GCL Blue Jays in 2015 to start his pro career.
- Started 2016 with Rookie-level Bluefield and batted .402 in 25 games before getting assigned to Class-A (short) Vancouver to round out his season...Claimed Appalachian League Player of the Month for July.
- Played most of 2017 for Class-A Lansing (87G) but spent a six-game stretch with Advanced-A Dunedin.
- Spent most of 2018 with Dunedin and hit .246 for the D-Jays.
- Played all nine positions in the same game for Dunedin on Sept. 2 vs. Daytona.

BIOGRAPHIES

LAST SEASON

HISTORY

RECORDS

OPPONENTS

PLAYER DEV.

MEDIA &amp; MISC.





# LUCIANO ELVIS

65  
PITCHER

BIRTHDATE ..... February 15, 2000  
OPENING DAY AGE ..... 20  
BIRTHPLACE ..... Boca Chica, D.R.  
RESIDENCE ..... Boca Chica, D.R.  
TWITTER ..... NA

BATS/THROWS ..... R/R  
HEIGHT/WEIGHT ..... 6-3/210  
CONTRACT STATUS ..... signed thru 2020  
M.L. SERVICE ..... 1.000  
OPTIONS USED ..... 0 of 3

## PERSONAL:

- Elvis Enmanuel Luciano.
- Signed as an international free agent with the Arizona Diamondbacks on October 1, 2016.
- Became Toronto's first 2000-born player to make the 40-man roster.
- Favourite player growing up was Hall of Fame pitcher **Pedro Martinez**.

## LAST SEASON:

- Made seven appearances of 2.0+ innings and held a 1.76 ERA (3 ER/15.1 IP) in those outings.
- Became the 1st 2000-born player to appear in a Major League game when he took the mound on March 31 vs. DET...At 19 years and 44 days old, became the youngest Blue Jay to pitch in a game (2nd youngest player: **Brian Milner** - 18.218 on June 23, 1978 at CLE)...Allowed one hit over 1.1 IP with one walk and his 1st career strikeout (**Mikie Mahtook**).
- Earned his 1st MLB win on April 28 vs. OAK (0.1 IP, HBP)...Became the youngest pitcher in franchise history to record a win, doing so at 19 years and 72 days old, ahead of **Roberto Osuna** (20.100)...Was the youngest MLB pitcher to pick up his 1st win since **Jose Rijo** did so on May 10, 1984 (18.363).
- Landed on the injured list from June 13-Sept. 11 with a right elbow strain.
- Did not allow a run in five appearances after returning from the IL (6.0 IP, 3H, 1BB, 5K).
- After the season, made six starts (20.1 IP) for the Tigres de Licey in the Dominican Winter League.

**Bold - career high; Red - league high**

Year	Club & League	W-L	ERA	G	GS	CG	ShO	SV	IP	H	R	ER	HR	HB	BB	IBB	SO	WP	BK	OBA
2017	DSL D-backs1 (DSL)	3-1	2.98	11	6	0	0	0	48.1	42	20	16	2	1	15	0	41	3	0	.236
	AZL D-backs (AZL)	1-0	2.76	4	2	0	0	1	16.1	16	10	5	0	1	3	1	9	2	0	.242
	Missoula (PIO)	0-0	0.00	1	0	0	0	0	2.0	0	0	0	0	0	0	0	2	0	0	.000
2018	Burlington (APP)	3-5	4.66	11	11	0	0	0	56.0	55	30	29	4	6	20	0	56	6	0	.255
	Idaho Falls (PIO)	2-0	0.00	2	1	0	0	0	11.0	6	1	0	0	1	3	0	14	4	0	.162
2019	TORONTO (AL)	1-0	5.35	25	0	0	0	0	33.2	36	20	20	4	3	24	1	27	4	0	.275
	<b>Minor Totals</b>	9-6	3.37	29	20	0	0	1	133.2	119	61	50	6	9	41	1	122	15	0	.237
	<b>MAJOR TOTALS</b>	1-0	5.35	25	0	0	0	0	33.2	36	20	20	4	3	24	1	27	4	0	.275

## TRANSACTIONS

- Signed by the Arizona Diamondbacks on October 1, 2016
- Traded to the Kansas City Royals along with LHP Gabe Speier in exchange for OF Jon Jay on June 6, 2018
- Selected by the Toronto Blue Jays in the Rule 5 Draft (10th overall) on December 13, 2018
- On the injured list (right elbow strain) from June 13-Sept. 11, 2019

## GAME HIGHS

<b>ML Debut</b>	March 31, 2019 vs. DET	<b>ER Allowed</b>	4 - May 20, 2019 vs. BOS
<b>Innings Pitched:</b>		<b>HR Allowed</b>	1 - 4x, last: June 7, 2019 vs. ARI
<b>Starter</b>	None	<b>Low Hit CG</b>	None
<b>Reliever</b>	2.2 - 2x, last: May 31, 2019 at COL	<b>Last Win</b>	April 28, 2019 vs. OAK
<b>Walks:</b>		<b>Last Save</b>	None
<b>Starter</b>	None	<b>Last CG</b>	None
<b>Reliever</b>	2 - 8x, last: June 9 vs. ARI	<b>Last ShO</b>	None
<b>Strikeouts:</b>		<b>Last Start</b>	None
<b>Starter</b>	None	<b>Last Relief App.</b>	Sept. 27, 2019 vs. TB
<b>Reliever</b>	3 - May 4, 2019 at TEX	<b>Longest Win Streak</b>	1G - April 28, 2019-current
<b>Hits Allowed</b>	5 - May 23, 2019 vs. BOS	<b>Longest Losing Streak</b>	None
		<b>Scoreless Innings Streak</b>	6.0 - 2x, last: Sept. 14-27, 2019



## MILESTONES

Category	Date	Opponent	Notes
Win	1 April 28, 2019	Oakland	as a reliever - 0.1 IP, 0H, 0ER, 0BB, 0K

## PROFESSIONAL CAREER:

### MINORS:

- Played his 1st season as a pro in 2017, pitching for three rookie-level teams.
- Started with the DSL Diamondbacks for 11 games (six starts) where he posted a 2.98 ERA.
- Joined the Arizona League D-backs for four games in August and went 1-0 with a 2.76 ERA.
- Made one appearance at the end of his 2017 campaign for the Rookie-level Missoula Osprey of the Pioneer League (2.0 IP, 2K).
- Was traded along with LHP **Gabe Speier** from Arizona to Kansas City in exchange for OF **Jon Jay** on June 6, 2018
- Played the majority of the 2018 season with the Burlington Royals of the Rookie-level Appalachian League.
- Was assigned to the Rookie-level Idaho Falls Chukars for two games at the end of August.
- Earned the win in each of his last five outings while allowing just two earned runs over 29.0 innings (18H, 10BB, 35K).
- Selected by the Toronto Blue Jays in the Rule 5 Draft on December 13 (10th overall)...Was available as an 18-year-old because of an earlier voiding of his contract due to a health issue.





# McGUIRE REESE

10  
CATCHER

BIRTHDATE ..... March 2, 1995  
OPENING DAY AGE ..... 25  
BIRTHPLACE ..... Seattle, WA  
RESIDENCE ..... Kent, WA  
TWITTER ..... @Reese\_McGuire21

BATS/THROWS ..... L/R  
HEIGHT/WEIGHT ..... 6-0/215  
CONTRACT STATUS ..... signed thru 2020  
M.L. SERVICE ..... 0.090  
OPTIONS USED ..... 2 of 3

## PERSONAL:

- Reese Jackson McGuire.
- His grandfather, **Jack McGuire**, was a catcher on Duke University's team that made the 1952 College World Series.
- Graduated from Kentwood High School in Covington, WA, in 2013, where he hit .436 with 13 doubles, three triples, four home runs and 20 RBI in his senior season.
- Rated as the 5th-best position player and 12th-best player overall in the 2013 draft by Baseball America...Was also rated by Baseball America as the second-best "Defensive Player" among high school players eligible in the draft.
- Named the 2012-2013 Gatorade Washington Player-of-the-Year, while also receiving the 2012 Dick Chase Award after helping Team USA's 18-and-under squad defeat Canada and win the gold medal at the IBAF 18U World Championship in Seoul, South Korea in September of 2012.
- Was the 1st catcher taken in the 2013 draft (14th overall).
- Rated by Baseball America as Toronto's No. 15 prospect entering 2018.
- Participated in the 2020 Blue Jays Winter Tour.

## LAST SEASON:

- Hit .299 (29-for-98) in 30 games with the Blue Jays (7-2B, 5 HR, 11RBI).
- Went 60-for-243 (.247) with 18 extra-base hits in 72 games for the Bisons.
- Recalled from Triple-A Buffalo on July 27 and made his season debut that night vs. TB as he caught the 12th inning.
- Hit a two-run shot on Aug. 3 at BAL for his 1st home run of the season.
- Belted his 2nd home run on Aug. 8 vs. NYY...Also singled twice and doubled for his 1st career four-hit game...Was the 2nd multi-hit effort of his career (2H on Sept. 16, 2018 at NYY)...Became the 19th catcher (32nd time) in team history with a four-hit game (last: **Josh Thole** - Sept. 25, 2013 at BAL).
- Hit his 3rd homer on Aug. 17 vs. SEA, in what was his 10th game with the Blue Jays in 2019.
- On Aug. 30 vs. HOU, connected for his 6th career home run in his 29th career contest.
- Notched his 5th home run of the season on Sept. 10 vs. BOS...Became the 7th player in team history to record 7+ homers in his first 34 career games, and the 1st catcher to do so (**J.P. Arencibia** - 6).
- Singled, doubled twice and walked twice on Sept. 18 at BAL, reaching base five times in a game for the 1st time in his career.
- Has recorded 38 hits in his first 44 career contests, the most ever by a Toronto catcher.

**Bold - career high; Red - league high**

Year	Club and League	AVG	G	AB	R	H	2B	3B	HR	RBI	BB	IBB	SO	SB	CS	OBP	SLG	OPS	SF	SH	HBP
2013	GCL Pirates (GCL)	.330	46	176	30	58	11	0	0	21	15	2	18	5	1	.388	.392	.780	2	2	3
	Jamestown (NYP)	.250	4	16	3	4	0	0	0	0	1	0	1	1	0	.294	.250	.544	0	0	0
2014	West Virginia (SAL)	.262	98	389	46	102	11	4	3	45	24	0	44	7	2	.307	.334	.641	6	4	4
2015	Bradenton (FSL)	.254	98	374	32	95	15	0	0	34	26	1	39	14	7	.301	.294	.595	4	6	1
2016	Altoona (EAS)	.259	77	266	29	69	16	2	1	37	29	0	26	4	4	.337	.346	.683	2	4	3
	New Hampshire (EAS)	.226	15	53	5	12	2	0	0	5	7	0	8	2	2	.328	.264	.592	0	0	1
2017	GCL Blue Jays (GCL)	.409	8	22	4	9	2	0	0	7	3	0	1	0	1	.462	.500	.962	1	0	0
	Dunedin (FSL)	.250	3	12	1	3	1	0	0	1	1	0	2	0	0	.308	.333	.641	0	0	0
	New Hampshire (EAS)	.278	34	115	19	32	5	1	6	20	16	1	19	2	1	.366	.496	.862	2	2	1
2018	Buffalo (INT)	.233	96	322	31	75	9	2	7	37	33	0	77	3	2	.312	.339	.651	4	4	6
	TORONTO (AL)	.290	14	31	5	9	3	0	2	4	2	0	9	1	0	.333	.581	.914	0	0	0
2019	Buffalo (INT)	.247	72	243	30	60	12	1	5	29	25	2	44	4	0	.316	.366	.682	2	5	2
	TORONTO (AL)	.299	30	97	14	29	7	0	5	11	7	0	18	0	0	.346	.526	.872	0	0	0
<b>Minor Totals</b>		.260	554	1994	230	519	84	10	22	236	181	6	281	42	20	.324	.346	.670	24	26	21
<b>MAJOR TOTALS</b>		.297	44	128	19	38	10	0	7	15	9	0	27	1	0	.343	.539	.882	0	0	0

## HOME RUN BREAKDOWN

		ONE GAME										
Total	H	A	2	3	4	GS	LO	XN	IP	PH	RHP	LHP
7	5	2	0	0	0	0	0	0	0	1	5	2

## TRANSACTIONS

- Selected by the Pittsburgh Pirates in the 1st round (14th overall) in the 2013 First-Year Player Draft
- Traded to the Toronto Blue Jays along with LHP Francisco Liriano and OF Harold Ramirez in exchange for RHP Drew Hutchison on August 1, 2016



## GAME HIGHS

<b>ML Debut</b>	Sept. 6, 2018 vs. CLE	<b>Stolen Bases</b>	1 – Sept. 9, 2018 vs. CLE
<b>Runs</b>	3 – Aug. 8, 2019 vs. NYY	<b>Last ML Home Run</b>	Sept. 10, 2019 vs. BOS
<b>Hits</b>	4 – Aug. 8, 2019 vs. NYY	<b>Longest Hitting Streak</b>	5G – Sept. 21-29, 2018
<b>Home Runs</b>	1 – 7x, Sept. 10, 2019 vs. BOS	<b>Longest On-Base Streak</b>	8G – Sept. 5-19, 2019
<b>RBI</b>	2 – 2x, last: Aug. 30, 2019 vs. HOU	<b>Longest Hitless Streak</b>	9AB – Aug. 3-7, 2019

## MILESTONES

Category	Date	Opponent	Pitcher	Notes
<b>Hit</b>	1 Sept. 6, 2018	Cleveland	Otero	Double
<b>Home Run</b>	1 Sept. 26, 2018	Houston	Perez	1R
<b>Pinch-hit HR</b>	1 Sept. 29, 2018	at Tampa Bay	Romo	1R, 9th inning
<b>RBI</b>	1 Sept. 16, 2018	at New York (AL)	Lynn	Double
<b>Stolen Base</b>	1 Sept. 9, 2018	Cleveland	Clevinger	2nd base
			C-Gomes	

## PROFESSIONAL CAREER:

## MINORS:

- Began his career with the Gulf Coast Pirates in 2013, after being selected by the Pirates with the 14th overall pick in June.
- Made his professional debut on July 4, 2013 against the GCL Tigers, going 4-for-5 with a pair of doubles and three RBI.
- Was named the Gulf Coast's Player of the Month in August of 2013 after hitting .369 with nine doubles and 12 RBI in 21 games...Was promoted to Jamestown of the New York-Penn League (A-short) on Aug. 31, 2013, appearing in four games for the club in the regular season...Went 2-for-7 in two games with Jamestown in the playoffs and was selected to the post-season GCL All-Star team.
- Was ranked as the 8th-best prospect in Pittsburgh's system entering 2014, as well as the "Best Defensive Catcher" in the club's minor league system by Baseball America.
- Spent the entire 2014 campaign with Class-A West Virginia, where he was named to the South Atlantic League's Mid-Season All-Star team.
- Hit .351 over a 19-game hitting streak from May 7-30, tied for the longest hitting streak in the South Atlantic League during the 2014 season.
- Threw out a league-leading 49 runners attempting to steal against him in 2014, while also leading all catchers in double plays (9).
- Spent the entire 2015 campaign with Advanced-A Bradenton, where he was named to the Florida State League's Mid-Season All-Star team.
- Threw out 27 of the 107 runners (25%) attempting to steal against him in 2015.
- Hit .353 (12-for-34) as a designated hitter and .245 (63-for-339) as a catcher in 2015.
- Was rated by Baseball America as Pittsburgh's "Best Defensive Catcher" in the publication's "Best Tools" edition at the end of the 2015 campaign.
- Hit .294 for the Glendale Desert Dogs of the Arizona Fall League and was named to the 2015 Rising Stars game.
- Was ranked as Pittsburgh's 6th-best prospect following the 2015 season by Baseball America.
- Was tabbed by MLB Pipeline.com as the 4th-best catching prospect entering 2016, behind **Wilson Contreras** (CHC), **Gary Sanchez** (NYY) and **Jorge Alfaro** (PHI).
- Reached base safely in each of his first 12 games of the 2016 campaign.
- Was limited to just 15 games for New Hampshire following his trade on Aug. 1, 2016 from Pittsburgh due to injury (on DL from Aug. 12-22).
- Threw out 37% (35/96) of runners attempting to steal a base on him in 2016.
- Walked 36 times in 2016 while striking out only 34 times (365 plate appearances).
- Was named a 2016 Organizational All-Star by MiLB.com.
- Was ranked as the 6th-best catching prospect by MLB.com entering 2017.
- Spent the majority of his 2017 campaign with Double-A New Hampshire.
- Missed two months with a right knee injury...Played rehab games for Bluefield (8G) and Dunedin (3G) to work his way back after he had surgery for a torn meniscus in May.
- Was named Eastern League Player of the Week for the week of Aug. 14-20, 2017...Hit .533 (8-for-15) with a double, three home runs, four RBI, two walks and a 1.200 slugging percentage in four games for the Fisher Cats.
- Finished the Double-A season with a line of .278/.366/.496 over 34 games (5-2B, 1-3B, 6-HR, 20-RBI, 16BB/19K)...His overall .859 OPS in 2017 was the highest of his career.
- Played for Aguilas Cibaenas in the Dominican Winter League and batted .283 (13-for-46) in 18 games.

## 2018:

- Batted .290 (9-for-31) with three doubles, two homers and four RBI in his 14 games with the Blue Jays.
- Called up to Toronto on Sept. 6...Made his **MLB debut** that night vs. CLE (1-for-4, 2B, K)...Doubled off **Dan Otero** in the 9th inning for his 1st MLB hit.
- Collected his 1st RBI on Sept. 16 at NYY and went 2-for-4 for his 1st multi-hit game.
- Belted a solo shot off **Cionel Perez** for his 1st career home run on Sept. 26 vs. HOU.
- Hit a pinch-hit home run on Sept. 29 at TB, the 3rd by a Blue Jay in 2018 and the 11th all-time by a Toronto rookie (last: **Yan Gomes** on June 11, 2012 vs. WAS).
- Had spent the full 2018 season with Triple-A Buffalo, his first action at that level...Hit .233 (75-for-322) with nine doubles, a pair of triples, seven home runs and 37 RBI over 96 games for the Bisons...Threw out 14 of 48 attempted steals (29.2%).







# MCKINNEY

## BILLY

28

OUTFIELDER

BIRTHDATE ..... August 23, 1994  
 OPENING DAY AGE ..... 25  
 BIRTHPLACE ..... Dallas, TX  
 RESIDENCE ..... Plano, TX  
 TWITTER ..... @billy\_mckinney

BATS/THROWS ..... L/L  
 HEIGHT/WEIGHT ..... 6-1/205  
 CONTRACT STATUS ..... signed thru 2020  
 M.L. SERVICE ..... 1.065  
 OPTIONS USED ..... 2 of 3

### PERSONAL:

- William Landis McKinney.
- Graduated from Plano West Senior High School (TX) where he batted .372 (32-for-86) with 27 runs, nine doubles, two triples, four homers and 17 RBI as a senior.
- Committed to TCU prior to signing with the Athletics.
- Has been involved in three MLB trades including 13 players.
- Ranked by MLB as Toronto's 14th-best prospect heading into the 2019 season.

### LAST SEASON:

- Hit a home run in his 1st game played all three times immediately after being recalled.
- Optioned to Triple-A Buffalo on May 24, June 28 and Aug. 2...Recalled on June 18, July 15 and Aug. 12.
- Hit .271 (35-for-129) with 16 extra-base hits and 20 RBI in 36 games for the Bisons (.871 OPS).
- Hit his 1st home run of the season and recorded two doubles for his 1st career 3-XBH game on April 14 vs. TB...Tied a career high with the three-hit effort (also: Aug. 31, 2018 at MIA)...At 24.234 years old, became the 3rd youngest leadoff batter in team history with a 3+ XBH game (**Shannon Stewart** - 23.195; **Tony Fernandez** - 23.357).
- Went 4-for-5 for his 1st career four-hit game on May 17 at CWS (2-2B, RBI).
- Ended the game in the 10th inning on June 20 vs. LAA with a two-run homer, his 1st career walk-off home run and his 1st career extra-inning home run...Marked the 6th time in team history for a rookie to hit a walk-off homer in extras...Was his 1st at-bat since being recalled, having entered the game earlier as a pinch-runner.
- Recorded his 5th home run of the season on July 15 at BOS, doing so in his 1st at-bat after being recalled.
- Collected his 1st career triple in the 9th inning on July 16 at BOS.
- Connected for his 8th home run on Aug. 1 at BAL...Gave him four homers and eight RBI in nine starts since returning from Triple-A Buffalo.
- Hit his 9th home run of the year on Aug. 13 vs. TEX...Homered in back-to-back games for the 2nd time in his career (also: Sept. 24-25, 2018 vs. PHI).
- Belted a pair of homers for his 1st career multi-HR game on Sept. 22 at NYY...Drove in all three Blue Jays runs in the game, tying a personal best with his three-RBI effort (also Aug. 21, 2018 vs. BAL)...Helped the club set an MLB record as he became the 6th Toronto rookie to reach double-digit home runs in 2019, surpassing the 1958 San Francisco Giants (five players).
- Notched his 1st career leadoff home run on Sept. 25 vs. BAL.

**Bold – career high; Red – league high**

Year	Club and League	AVG	G	AB	R	H	2B	3B	HR	RBI	BB	IBB	SO	SB	CS	OBP	SLG	OPS	SF	SH	HBP
2013	AZL Athletics (AZL)	.320	46	181	31	58	7	2	2	20	17	0	29	7	0	.383	.414	.797	4	0	4
	Vermont (NYP)	.353	9	34	5	12	2	1	1	6	3	0	4	1	1	.405	.559	.964	0	0	0
2014	Stockton (CAL)	.241	75	290	42	70	12	2	10	33	36	0	58	5	3	.330	.400	.730	3	0	4
	Daytona (FSL)	.301	51	176	30	53	12	4	1	36	25	0	42	1	0	.390	.432	.822	5	0	4
2015	Myrtle Beach (CAR)	.340	29	103	19	35	5	2	4	25	17	1	13	0	2	.432	.544	.976	3	0	2
	Tennessee (SOU)	.285	77	274	29	78	26	1	3	39	27	1	47	0	0	.346	.420	.766	4	2	1
2016	Tennessee (SOU)	.252	88	298	37	75	12	3	1	31	47	2	68	2	4	.355	.322	.677	2	0	2
	Trenton (EAS)	.234	35	128	15	30	7	1	3	13	12	0	29	2	2	.310	.375	.685	0	0	2
2017	Trenton (EAS)	.250	69	232	34	58	16	4	6	29	30	0	45	2	1	.339	.431	.770	7	2	5
	Scranton/W-B (INT)	.306	55	209	32	64	13	3	10	35	9	0	49	0	0	.336	.541	.877	3	1	2
2018	Tampa (FSL)	.250	3	8	1	2	1	0	0	3	4	0	2	0	0	.500	.375	.875	0	0	0
	Trenton (EAS)	.222	5	18	2	4	1	0	0	0	3	0	4	1	1	.333	.278	.611	0	0	0
	Scranton/W-B (INT)	.226	56	212	27	48	8	5	13	32	21	0	56	0	0	.299	.495	.794	0	0	1
	NEW YORK (AL)	.250	2	4	0	1	0	0	0	0	0	0	1	0	0	.250	.250	.500	0	0	0
	Buffalo (INT)	.203	20	64	10	13	3	2	3	8	8	0	16	0	0	.292	.453	.745	0	0	0
	TORONTO (AL)	.252	36	115	14	29	7	0	6	13	11	0	32	<b>1</b>	0	.320	.470	.790	1	0	1
2019	Buffalo (INT)	.271	36	129	17	35	8	4	4	20	22	1	25	1	1	.383	.488	.871	0	1	2
	TORONTO (AL)	.215	<b>84</b>	251	<b>37</b>	<b>54</b>	<b>14</b>	<b>1</b>	<b>12</b>	<b>28</b>	<b>19</b>	0	<b>73</b>	0	2	.274	.422	.696	2	2	2
Minor Totals		.270	654	2356	331	635	133	34	61	330	281	5	487	22	15	.350	.433	.783	5	32	29
MAJOR TOTALS		.227	122	370	51	84	21	1	18	41	30	0	106	1	2	.288	.435	.723	2	3	3

### HOME RUN BREAKDOWN

		ONE GAME													
Total	H	A	2	3	4	GS	LO	XN	IP	PH	RHP	LHP			
18	12	6	1	0	0	0	1	1	0	0	14	4			



## TRANSACTIONS

- Selected by the Oakland Athletics in the 1st round (24th overall) of the 2013 First-Year Player Draft
- Traded to the Chicago Cubs along with SS Addison Russell, RHP Dan Straily and cash in exchange for RHP Jason Hammel and RHP Jeff Samardzija on July 5, 2014
- Traded to the New York Yankees along with RHP Adam Warren, SS Gleyber Torres and OF Rashad Crawford in exchange for Aroldis Chapman on July 25, 2016
- On disabled list (left shoulder sprain) from April 1-May 23, 2018
- Traded to the Toronto Blue Jays along with 3B Brandon Drury in exchange for J.A. Happ on July 26, 2018

## GAME HIGHS

<b>ML Debut</b>	March 30, 2018 at TOR	<b>Stolen Bases</b>	1 – Sept. 26, 2018 vs. HOU
<b>Runs</b>	2 – 9x, Sept. 22, 2019 vs. TB	<b>Last ML Home Run</b>	Sept. 25, 2019 vs. BAL
<b>Hits</b>	4 – May 17, 2018 at CWS	<b>Longest Hitting Streak</b>	9G – Aug. 29-Sept. 9, 2018
<b>Home Runs</b>	2 – Sept. 22, 2019 at NYY	<b>Longest On-Base Streak</b>	19G – March 30-Aug. 9, 2019
<b>RBI</b>	3 – 2x, last: Sept. 22, 2019 at NYY	<b>Longest Hitless Streak</b>	20AB – Sept. 12-18, 2018

## MILESTONES

Category	Date	Opponent	Pitcher	Notes
<b>Hit</b>	1 March 30, 2018	at Toronto	Sanchez	Single
<b>Home Run</b>	1 Aug. 21, 2018	Baltimore	Meisinger	1R
<b>Multi-HR Game</b>	1 Sept. 22, 2019	at New York (AL)	Lyons, Cortes Jr.	2R, 1R
<b>Leadoff HR</b>	1 Sept. 25, 2019	Baltimore	Ynoa	—
<b>Walk-off HR</b>	1 June 20, 2019	Los Angeles (AL)	Buttrey	2R, 10th inning
<b>Extra-Inning HR</b>	1 June 20, 2019	Los Angeles (AL)	Buttrey	2R, 10th inning
<b>RBI</b>	1 Aug. 18, 2018	at New York (AL)	Holder	Single
<b>Stolen Base</b>	1 Sept. 26, 2018	Houston	Devenski C-Stassi	2nd base

## PROFESSIONAL CAREER:

### MINORS:


- In 2013, made his professional debut with the AZL Athletics and short-season Single-A Vermont, combining to bat .326 (70-for-215) with 36 runs, nine doubles, three triples, three home runs, 26 RBI, 20 walks and eight stolen bases in 55 games...Hit .387 (24-for-62) off left-handed pitchers...Following the season, was tabbed by Baseball America as Oakland's No. 2 prospect.
- Split the 2014 season with Single-A Stockton and Single-A Daytona, batting .264 (123-for-466) with 72 runs, 24 doubles, six triples, 11 HR and 69 RBI across 126 contests.
- Started the campaign with Stockton, hitting .241 (70-for-290) with 42 runs, 12 doubles, two triples, 10 HR and 33 RBI in 75 games.
- Was traded from the Athletics to the Cubs with INF Addison Russell, RHP Dan Straily and a player to be named later or cash considerations in exchange for RHP Jason Hammel and RHP Jeff Samardzija on July 5, 2014.
- Then appeared in 51 games for Daytona and batted .301 (53-for-176) with 30R, 12 doubles, four triples, one homer and 36 RBI...Reached base safely in 46 of 51 games.
- Following the 2014 season, was named an Organization All-Star by MiLB.com and as the No. 6 prospect in the Cubs' organization by Baseball America.
- In 2015, combined with Single-A Myrtle Beach and Double-A Tennessee to slash .300/.371/.454 (113-for-377) with 31 doubles, three triples, seven HR and 64 RBI in 106 games...Ranked 4th among all Cubs minor leaguers in batting average...Began the year with Myrtle Beach and hit .340 (35-for-103) with five doubles, two triples, four HR, 25 RBI and 17 walks in 29 games...Was named the Carolina League "Player of the Week" for May 4-10...Earned a promotion to Tennessee on May 13 and hit .285 (78-for-274) with 26 doubles, one triple, three HR and 39 RBI over 77 games...Following the season, was tabbed an Organization All-Star by MiLB.com and was ranked as the No. 7 prospect in the Cubs' organization by Baseball America.
- In 2016, combined with Double-A Tennessee and Double-A Trenton to hit .246 (105-for-426) with 19 doubles, four triples, four homers and 44RBI in 123 games...Spent the majority of the season with Double-A Tennessee, batting .252 (75-for-298) with 12 doubles, three triples, a home run and 31 RBI across 88 contests.
- Was acquired by the Yankees from the Cubs with RHP Adam Warren, INF Gleyber Torres and OF Rashad Crawford in exchange for LHP Aroldis Chapman on July 25, 2016.
- In 35 games for Trenton, hit .234 (30-for-128) with seven doubles, a triple, three homers and 13 RBI...Appeared in seven postseason games for the Thunder, batting .435 (10-for-23) with four runs, four doubles, one triple, one HR and five RBI.
- Combined with Double-A Trenton and Triple-A Scranton/Wilkes-Barre in 2017 to hit .277 (122-for-441) with 66 runs, 29 doubles, seven triples, 16 homers and 64 RBI over 124 games...Tied for 4th among Yankees farmhands in home runs.
- Began the 2017 campaign with Trenton, batting .250 (58-for-232) with 16 doubles, six homers and 29 RBI in 69 games.
- Was promoted to Scranton/W-B on July 1 and batted .306 (64-for-209) with 13 doubles, 10 HR and 35 RBI in 55 games.
- Following the season, was named an MiLB.com Organization All-Star.
- Played for Scottsdale in the Arizona Fall League, batting .279 (19-for-68) with eight runs, five doubles, one triple, one home run, 20 RBI and 11 walks in 19 games...Was named to the AFL's 2017 Top Prospects Team.
- Was added to the Yankees' 40-man roster to protect him from the 2017 Rule 5 Draft.



**2018:**

- Went 29-for-115 (.252) with seven doubles, six home runs and 13 RBI over his 36 games as a Blue Jay.
- Became the 1st player in team history with 3+ HR and 9+ RBI in his first seven games for Toronto.
- Recorded nine extra-base hits in his first 15 games as a Blue Jay, tied for 7th most all-time.
- Had an 18-game on-base streak to start his Blue Jays career, tied for 2nd longest in team history (**Dave Martinez** - 24G in 2000; **Roy Howell** - 18G in 1977) and tied for 2nd longest by a Blue Jay in 2018 (**Justin Smoak** - 18G & 19G)...The 19-game on-base streak to begin his career was tied for 17th longest in MLB history (last: **Daric Barton** - 20G from 2007-2008).
- Was assigned to Triple-A Scranton/Wilkes-Barre to start the year.
- Was recalled from the RailRiders on March 30 and made his **MLB debut** that night in Toronto (1-for-4, K)...Recorded his 1st MLB hit in the 2nd inning off of **Aaron Sanchez**.
- Landed on the disabled list from April 1-May 23 with a left shoulder sprain.
- Was acquired from the Yankees along with 3B **Brandon Drury** in exchange for LHP **J.A. Happ** on July 26.
- Went 13-for-64 (.203) with three doubles, two triples, three home runs and eight RBI over 20 games for Triple-A Buffalo (.745 OPS)...Homered in three straight games from Aug. 13-15.
- Was recalled from the Bisons on Aug. 17.
- Made his Blue Jays debut on Aug. 18 at NYY, going 2-for-4 with a walk and his first two Major League RBI.
- Hit his 1st MLB home run off **Ryan Meisinger** in the 5th inning on Aug. 21 vs. BAL...Drove in two more runs for his 1st three-RBI game.
- Notched his 2nd HR while going 1-for-1 with a walk and HBP on Aug. 25 vs. PHI.
- On Aug. 26 vs. PHI, homered in back-to-back games for the 1st time.
- Singled twice and doubled on Aug. 31 at MIA for his 1st three-hit game.
- Recorded his 6th home run on Sept. 25 vs. HOU, his 5th at home.





# MERRYWEATHER JULIAN

67  
PITCHER

BIRTHDATE ..... October 14, 1991  
OPENING DAY AGE ..... 28  
BIRTHPLACE ..... Berkeley, CA  
RESIDENCE ..... Hillsborough, CA  
TWITTER ..... NA

BATS/THROWS ..... R/R  
HEIGHT/WEIGHT ..... 6-4/215  
CONTRACT STATUS ..... signed thru 2020  
M.L. SERVICE ..... 0.000  
OPTIONS USED ..... 2 of 3

## PERSONAL:

- Julian Christopher Merryweather.
- Attended Junipero Serra High School in San Mateo, CA, where he went 8-1 in his senior season (2010).
- Pitched two seasons at Oklahoma Baptist University in Shawnee, OK, combining for a 22-5 record and a 1.73 ERA (35 ER/181.1 IP)...Recorded 11 complete games in 28 starts.
- Likes to play guitar whenever he gets a chance.

## LAST SEASON:

- Started the year on the injured list.
- Made one rehab start for the Rookie-level GCL Blue Jays on June 24 (2.0 IP, 4H, 2ER, 3K).
- Pitched in one game for the Advanced-A Dunedin Blue Jays on June 29 (4.0 IP, 5H, 4ER, 2BB, 4K).
- Returned to the IL on July 7 for the remainder of the season.
- Pitched for Scottsdale in the Arizona Fall League and allowed three runs over four appearances (6.0 IP, 4H, 1HR, 2BB, 8K).

**Bold – career high; Red – league high**

Year	Club & League	W-L	ERA	G	GS	CG	ShO	SV	IP	H	R	ER	HR	HB	BB	IBB	SO	WP	BK	OBA
2014	Mahoning Valley (NYP)	1-2	3.66	13	12	0	0	0	46.2	47	22	19	2	3	13	0	35	3	1	.260
2015	Lake County (MID)	2-3	4.08	21	4	0	0	1	70.2	89	40	32	6	4	12	1	69	4	1	.299
2016	Lynchburg (CAR)	8-2	1.03	11	11	0	0	0	61.0	47	14	7	4	1	15	0	58	6	0	.210
	Akron (EAS)	5-4	3.89	13	13	0	0	0	74.0	75	42	32	6	3	17	0	61	8	0	.255
2017	Akron (EAS)	4-2	3.38	9	9	0	0	0	50.2	37	21	19	3	5	10	0	52	3	1	.196
	Columbus (INT)	3-7	6.58	16	16	0	0	0	78.0	105	58	57	13	6	25	0	76	2	1	.327
2018									Did not play due to injury											
2019	GCL Blue Jays (GCL)	0-0	9.00	1	1	0	0	0	2.0	4	2	2	0	0	0	0	3	1	0	.400
	Dunedin (FSL)	0-0	9.00	1	1	0	0	0	4.0	5	4	4	1	0	2	0	4	2	0	.294
<b>Minor Totals</b>		23-20	4.00	85	67	0	0	1	387.0	409	203	172	35	22	94	1	358	29	4	.267

## TRANSACTIONS

- Selected by the Cleveland Indians in the 5th round of the 2014 First-Year Player Draft.
- Traded to the Toronto Blue Jays on October 5, 2018 as the Player To Be Named Later in exchange for INF Josh Donaldson, who was acquired by the Cleveland Indians on August 31, 2018

## PROFESSIONAL CAREER:

### MINORS:

- Got his pro career underway in 2014 with 13 games (12 starts) for Class-A (short) Mahoning Valley where he went 1-2 with a 3.66 ERA.
- Played his entire 2015 season with Class-A Lake County.
- Made four starts while appearing in 21 games, going 2-3 with a 4.08 ERA and 69 strikeouts in 70.2 innings along the way.
- Started 2016 with Advanced-A Lynchburg.
- Went 8-2 with a 1.03 ERA and a .210 opponents' batting average across 11 starts for the Hillcats.
- Claimed Carolina League Pitcher of the Week on May 15 after going 2-0 with a 0.71 ERA (1 ER/12.2 IP) in two starts.
- Was named a 2016 Mid-Season All-Star.
- Earned a promotion to Double-A Akron on June 26 and made 13 starts for the RubberDucks.
- Posted a 3.89 ERA and a 5-4 record to round out his 2016 campaign.
- Went 4-2 with a 3.38 ERA for Akron to start 2017.
- Earned Eastern League Player of the Week on April 30, 2017, after going 2-0 with 11 strikeouts and a 1.42 ERA (2 ER/11.2 IP).
- Was promoted to Triple-A Columbus on May 29.
- Tossed 8.0 scoreless innings in his Triple-A debut on May 30 at Scranton/Wilkes-Barre (4H, 0BB, 8K).
- Over 16 starts for the Clippers, posted a 6.58 ERA with a 3-7 record.
- Suffered a right elbow UCL sprain during 2018 spring training.
- Underwent Tommy John surgery on March 9...Was operated on by Dr. Keith Meister.
- Was traded from the Indians to the Blue Jays on Oct. 5 as the Player To Be Named Later for the Aug. 31 acquisition of INF Josh Donaldson.





NON-ROSTER

# MILLER

## JUSTIN

60  
PITCHER

BIRTHDATE ..... June 13, 1987  
 OPENING DAY AGE ..... 32  
 BIRTHPLACE ..... Bakersfield, CA  
 RESIDENCE ..... Peoria, AZ  
 TWITTER ..... NA

BATS/THROWS ..... R/R  
 HEIGHT/WEIGHT ..... 6-3/225  
 CONTRACT STATUS ..... signed thru 2020  
 M.L. SERVICE ..... 3.083  
 OPTIONS USED ..... 4 of 4

### PERSONAL:

- Justin Ryan Miller.
- Graduated from Ridgefield (CA) High School.
- Attended Bakersfield College and Fresno State University...Pitched for Fresno's College World Series Championship team in 2008.

### LAST SEASON:

- Appeared in 17 games for the Nationals, posting a 4.02 ERA over 15.2 innings of work.
- Was placed on the injured list from April 13-25 with a lower back strain, and again from May 18-July 29 with a right rotator cuff strain.
- Pitched at five different levels in the minors during his rehab stints (2.86 ERA).
- Did not allow a run over eight appearances from April 28-May 16 (8.2 IP).
- Was designated for assignment on July 30.

**Bold – career high; Red – league high**

Year	Club & League	W-L	ERA	G	GS	CG	ShO	SV	IP	H	R	ER	HR	HB	BB	IBB	SO	WP	BK	OBA
2008	Spokane (NOR)	0-0	5.06	14	0	0	0	2	21.1	20	12	12	3	5	12	0	24	1	0	.256
2009	AZL Rangers (AZL)	0-0	1.08	8	0	0	0	2	8.1	2	1	1	0	1	1	0	10	0	0	.074
	Spokane (NOR)	0-1	9.00	5	0	0	0	0	6.0	6	7	6	0	1	7	0	11	3	0	.273
	Bakersfield (CAL)	1-1	2.35	11	0	0	0	2	15.1	10	5	4	1	1	9	0	16	2	0	.192
2010	Bakersfield (CAL)	4-3	3.06	32	0	0	0	0	47.0	35	18	16	3	4	21	0	52	7	0	.205
2011	Frisco (TEX)	9-1	1.81	48	0	0	0	13	69.2	46	14	14	2	4	24	3	77	5	0	.185
2012									Did not pitch due to injury											
2013	Frisco (TEX)	1-0	6.19	16	0	0	0	2	16.0	16	12	11	1	4	7	0	21	4	0	.254
	Round Rock (PCL)	0-1	9.82	11	0	0	0	1	11.0	14	16	12	4	0	9	0	12	2	0	.292
2014	Toledo (INT)	2-1	1.81	38	0	0	0	5	44.2	30	9	9	2	4	12	0	39	2	0	.194
	DETROIT (AL)	1-0	5.11	8	0	0	0	0	12.1	14	9	7	2	0	2	0	5	0	0	.292
2015	New Britain (EAS)	1-1	0.84	6	0	0	0	0	10.2	7	3	1	0	2	4	1	10	0	1	.175
	Albuquerque (PCL)	0-2	2.30	25	0	0	0	7	27.1	20	7	7	2	2	8	0	33	1	0	.192
	COLORADO (NL)	<b>3-3</b>	4.05	34	0	0	0	1	33.1	21	15	15	2	0	11	0	38	2	0	.178
2016	Albuquerque (PCL)	0-0	6.75	12	0	0	0	0	12.0	15	10	9	0	0	4	0	8	0	0	.300
	COLORADO (NL)	1-1	5.70	40	0	0	0	0	42.2	50	27	27	6	2	<b>20</b>	0	45	3	1	.298
2017	Salt Lake (PCL)	5-1	5.48	38	0	0	0	9	46.0	50	30	28	7	1	8	0	37	1	0	.273
2018	Syracuse (INT)	2-0	0.00	9	0	0	0	1	13.2	3	0	0	0	0	0	3	23	0	0	.070
	WASHINGTON (NL)	<b>7-1</b>	3.61	<b>51</b>	0	0	0	<b>2</b>	<b>52.1</b>	42	22	<b>21</b>	<b>10</b>	2	17	1	<b>60</b>	1	0	.218
2019	GCL Nationals (GCL)	0-0	0.00	2	1	0	0	0	2.0	0	0	0	0	0	0	0	5	0	0	.000
	Potomac (CAR)	0-0	9.00	1	0	0	0	0	1.0	2	1	1	1	0	0	0	2	0	0	.400
	Harrisburg (EAS)	0-1	3.18	6	0	0	0	0	5.2	3	3	2	1	0	0	0	6	0	0	.150
	Fresno (PCL)	0-0	2.84	9	0	0	0	0	12.2	9	4	4	3	0	3	0	16	0	0	.191
	WASHINGTON (NL)	1-0	4.02	17	0	0	0	0	15.2	16	8	7	5	2	4	0	11	0	0	.276
<b>Minor Totals</b>		25-13	3.33	291	1	0	0	44	370.1	288	152	137	30	29	132	5	402	28	1	.211
<b>MAJOR TOTALS</b>		13-5	4.43	150	0	0	0	3	156.1	143	81	77	25	6	54	1	159	6	1	.244

### TRANSACTIONS

- Selected by the Texas Rangers in the 16th round of the 2008 First-Year Player Draft
- Signed by the Detroit Tigers on September 8, 2013
- Signed by the Colorado Rockies on November 19, 2014
- On disabled list (left oblique strain) from July 5-September 1, 2016
- Signed by the Los Angeles Angels on November 8, 2016
- Signed by the Washington Nationals on January 12, 2018
- On injured list (lower back strain) from April 13-25, 2019
- On injured list (right rotator cuff strain) from May 18-July 29, 2019
- Signed by the Toronto Blue Jays on December 1, 2019





## GAME HIGHS

<b>ML Debut</b>	April 18, 2014 vs. LAA	<b>ER Allowed</b>	5 – 2x, last: Sept. 27, 2016 at SF
<b>Innings Pitched:</b>		<b>HR Allowed</b>	2 – 2x, last: April 6, 2019 at NYM
<b>Starter</b>	None	<b>Low Hit CG</b>	None
<b>Reliever</b>	3.0 – 2x, last: June 25, 2018 at TB	<b>Last Win</b>	April 28, 2019 vs. SD
<b>Walks:</b>		<b>Last Save</b>	Sept. 1, 2018 vs. MIL
<b>Starter</b>	None	<b>Last CG</b>	None
<b>Reliever</b>	2 – 9x, last: June 22, 2018 vs. PHI	<b>Last ShO</b>	None
<b>Strikeouts:</b>		<b>Last Start</b>	None
<b>Starter</b>	None	<b>Last Relief App.</b>	May 17, 2019 vs. CHC
<b>Reliever</b>	5 – June 2, 2018 at ATL	<b>Longest Win Streak</b>	5G – May 26-June 19, 2018
<b>Hits Allowed</b>	5 – 2x, last: June 14, 2018 vs. BOS	<b>Longest Losing Streak</b>	2G – Aug. 10-18, 2015
		<b>Scoreless Innings Streak</b>	11.0 – Oct. 2, 2016-June 13, 2018

## MILESTONES

Category	Date	Opponent	Notes
<b>Win</b>	1 May 13, 2014	at Baltimore	as a reliever - 2.0 IP, 1H, 0ER, 0BB, 0K
<b>Save</b>	1 Sept. 2, 2015	Arizona	1.2 IP, 2K

## PROFESSIONAL CAREER:

## MINORS:

- Went 9-1 with 13 saves and a 1.81 ERA in 48 games for Double-A Frisco in 2011...Allowed just 4 of 22 inherited runners to score (18.2%)...Allowed just three earned runs in 45.0 IP (0.60 ERA) in his final 31 outings of the season...Was named a Texas League Mid-Season All-Star.
- Missed all of 2012 after undergoing Tommy John surgery on April 18.
- Returned to action in 2013 with 27.0 innings of work split between Double-A Frisco and Triple-A Round Rock.

## 2014:

- Spent most of his only season in the Tigers' system with Triple-A Toledo, where he went 2-1 with five saves and a 1.81 ERA over 38 appearances.
- Made his **MLB debut** on April 18 vs. LAA, pitching two scoreless innings with one hit and one strikeout.
- Over the course of multiple stints with Detroit, went 1-0 with a 5.11 ERA in eight relief appearances.

## 2015:

- Made four Major League stints with Colorado.
- Began the season with Double-A New Britain and moved to Triple-A Albuquerque in May.
- Recorded his 1st career save on Sept. 2 vs. ARI (1.2 IP, 2K).
- On Sept. 7 at SD, became the 1st Rockies reliever to strike out all four batters faced in a relief appearance.
- Struck out eight consecutive batters from Sept. 7-11, a Colorado record for relievers and the longest streak in MLB since **David Robertson** fanned eight in a row from April 29-May 4, 2012.

## 2016:

- Went 1-1 with a 5.70 ERA while making 40 appearances for the Rockies.
- Landed on the DL from July 5-Sept. 1 with a strained left oblique.

## 2017:

- Signed with the Angels prior to the season and spent the entire campaign with Triple-A Salt Lake.
- Recorded nine saves and posted a 5.48 ERA over 38 appearances.

## 2018:

- Went 7-1 with two saves, 11 holds and a 3.61 ERA in 52.1 innings pitched with the Nationals.
- Recorded career-highs in wins (7), saves (2), innings pitched (52.1) and strikeouts (60).
- Ranked 4th among NL relievers (min. 25 IP) with a 11.5% inherited runners scored (3-of-26) while his seven wins were tied for 5th.
- Offered scoreless relief in 33 of his 51 appearances...Tossed more than one inning of relief in 10 outings (4-1, 2.84 ERA).
- Had his contract selected from Triple-A Syracuse on May 25.
- Tossed 10.2 consecutive scoreless innings from May 26 to June 13.
- Was 2-0 with one save and a 0.00 ERA (0 ER/13.2 IP) in nine games with Triple-A Syracuse.







NON-ROSTER

# MORAN

## BRIAN

48  
PITCHER

BIRTHDATE ..... September 30, 1988  
OPENING DAY AGE ..... 31  
BIRTHPLACE ..... Rye, NY  
RESIDENCE ..... Rye, NY  
TWITTER ..... NA

BATS/THROWS ..... L/L  
HEIGHT/WEIGHT ..... 6-4/225  
CONTRACT STATUS ..... signed thru 2020  
M.L. SERVICE ..... 1.027  
OPTIONS USED ..... 0 of 3

### PERSONAL:

- Brian William Moran.
- Brother of infielder **Colin Moran**, who has spent the last four seasons playing for Houston (2016-2017) and Pittsburgh (2018-2019)...Nephew of former Major League brothers, **B.J. Surhoff** and **Rich Surhoff**.
- Played collegiately at the University of North Carolina, Chapel Hill, from 2007-2009.
- Likes to watch movies in his downtime.

### LAST SEASON:

- Played through all of Triple-A New Orleans' season before his contract was selected to the Marlins on Sept. 3.
- Made his **MLB debut** on Sept. 5 at PIT...Induced a ground ball out before facing his brother, **Colin Moran**...Marked the 1st time (since 1900) a brother faced off against his sibling in his Major League debut in a pitcher-vs.-batter scenario...Fanned **Colin** for his 1st career K...Also earned the win (1.0 IP, 1HB, 1K) to become the 4th pitcher in Marlins history to enter game as a reliever and claim the win in his 1st MLB appearance (also: **Chris Volstad**, **Nate Bump**, and **Antonio Alfonseca**).
- Made a total of 10 appearances for Miami, eight of which were scoreless, and finished with 10 strikeouts over 6.1 innings.
- Kept a 3.15 ERA and a 1.18 WHIP across 43 games for New Orleans.

**Bold – career high; Red – league high**

Year	Club & League	W-L	ERA	G	GS	CG	ShO	SV	IP	H	R	ER	HR	HB	BB	IBB	SO	WP	BK	OBA
2009	Pulaski Mariners (APP)	1-0	3.72	6	0	0	0	2	9.2	6	5	4	0	0	2	0	14	1	0	.167
	Clinton (MID)	0-3	2.89	12	0	0	0	0	18.2	14	7	6	0	0	7	2	17	0	0	.212
2010	Clinton (MID)	4-1	1.34	22	0	0	0	3	40.1	34	8	6	0	0	6	0	48	3	0	.230
	High Desert (CAL)	2-0	1.42	17	0	0	0	1	25.1	22	4	4	0	0	2	0	29	0	0	.232
	West Tenn (SOU)	0-0	13.50	2	0	0	0	0	2.0	4	3	3	0	0	1	0	1	0	0	.500
2011	Jackson (SOU)	5-3	4.60	45	0	0	0	0	60.2	60	31	31	9	0	22	2	63	2	0	.256
2012	Jackson (SOU)	1-2	1.14	24	0	0	0	0	31.2	30	5	4	1	0	6	1	29	3	0	.248
	Tacoma (PCL)	3-3	3.89	23	0	0	0	2	37.0	23	17	16	6	0	12	1	53	4	1	.178
2013	Tacoma (PCL)	2-5	3.45	48	0	0	0	0	62.2	70	28	24	4	3	20	5	85	4	2	.290
2014									Did not pitch due to injury											
2015	Bakersfield (CAL)	0-0	0.00	2	0	0	0	0	3.0	0	0	0	0	0	1	0	0	0	0	.000
	Jackson (SOU)	2-1	3.56	25	0	0	0	0	30.1	29	12	12	2	1	17	0	29	2	0	.261
2016	Gwinnett (INT)	0-0	5.06	6	0	0	0	0	5.1	6	3	3	1	1	0	0	1	1	0	.300
2017	Tulsa (TEX)	0-1	1.89	19	0	0	0	1	19.0	12	4	4	1	1	3	0	27	0	0	.182
2018	Tulsa (TEX)	1-1	3.71	22	0	0	0	3	26.2	30	13	11	3	2	10	1	34	3	0	.294
	Hartford (EAS)	0-1	2.42	19	0	0	0	0	22.1	15	7	6	1	3	7	0	32	0	0	.185
	Oklahoma City (PCL)	1-1	6.17	9	0	0	0	0	11.2	16	9	8	0	1	5	0	10	0	0	.333
2019	New Orleans (PCL)	2-3	3.15	43	1	0	0	0	60.0	45	25	21	6	7	26	2	77	4	2	.207
	MIAMI (NL)	1-0	4.26	10	0	0	0	0	6.1	6	3	3	1	2	2	1	10	0	0	.250
<b>Minor Totals</b>		24-25	3.15	344	1	0	0	16	466.1	416	181	163	34	19	147	14	549	27	5	.240
<b>MAJOR TOTALS</b>		1-0	4.26	10	0	0	0	0	6.1	6	3	3	1	2	2	1	10	0	0	.250

### TRANSACTIONS

- Selected by the Seattle Mariners in the 7th round of the 2009 First-Year Player Draft
- Selected by the Toronto Blue Jays in the Rule 5 Draft on December 12, 2013
- Traded to the Los Angeles Angels on December 12, 2013
- On the disabled list (left elbow inflammation) on March 21, 2014 for the remainder of the season
- Selected by the Cleveland Indians in the Rule 5 Draft on December 10, 2015
- Signed by the Atlanta Braves on August 10, 2016
- Selected by the Baltimore Orioles in the Rule 5 Draft on December 8, 2016
- Signed by the Los Angeles Dodgers on July 14, 2017
- Signed by the Colorado Rockies on July 17, 2018
- Signed by the Miami Marlins on December 3, 2018
- Signed by the Toronto Blue Jays on February 7, 2020



## GAME HIGHS

<b>ML Debut</b>	Sept. 5, 2019 at PIT	<b>ER Allowed</b>	2 – Sept. 29, 2019 at PHI
<b>Innings Pitched:</b>		<b>HR Allowed</b>	1 – Sept. 29, 2019 at PHI
<b>Starter</b>	None	<b>Low Hit CG</b>	None
<b>Reliever</b>	1.2 – Sept. 9, 2019 vs. MIL	<b>Last Win</b>	Sept. 5, 2019 at PIT
<b>Walks:</b>		<b>Last Save</b>	None
<b>Starter</b>	None	<b>Last CG</b>	None
<b>Reliever</b>	1 – 2x, last: Sept. 27, 2019 at PHI	<b>Last ShO</b>	None
<b>Strikeouts:</b>		<b>Last Start</b>	None
<b>Starter</b>	None	<b>Last Relief App.</b>	Sept. 29, 2019 at PHI
<b>Reliever</b>	2 – Sept. 24, 2019 at NYM	<b>Longest Win Streak</b>	1G – Sept. 5, 2019-current
<b>Hits Allowed</b>	2 – 2x, last: Sept. 29, 2019 at PHI	<b>Longest Losing Streak</b>	None
		<b>Scoreless Innings Streak</b>	2.2 – Sept. 14-27, 2019

## MILESTONES

Category	Date	Opponent	Notes
Win	1 Sept. 5, 2019	at Pittsburgh	MLB debut - 1.0 IP, 0H, 0ER, 0BB, 1HB, 1K

## PROFESSIONAL CAREER:

### MINORS:

- Made his pro debut in 2009 as he made 18 relief appearances with Rookie-level Pulaski and Class-A Clinton.
- Went 6-1 with a 1.73 ERA in 41 outings over three levels in 2010...Claimed Mid-Season All-Star and MLB.com Organizational All-Star.
- Spent all of 2011 with Double-A Jackson, striking out 63 batters over 60.2 innings.
- Split his 2012 season between Jackson and Triple-A Tacoma, combining for a 2.62 ERA across 47 appearances.
- Stayed with Tacoma for all of 2013, where he racked up 85 strikeouts in 48 games...Named a Pacific Coast League Mid-Season All-Star.
- Did not pitch in 2014 due to elbow injuries...Selected by the Toronto Blue Jays in the Rule 5 Draft and was traded at that time to the Los Angeles Angels prior to the season...Was returned to Mariners on October 30.
- Made a pair of appearances with Advanced-A Bakersfield to start 2015 and then spent the rest of the campaign with Jackson...Struck out 29 batters in 30.1 innings for the Generals to go with a 3.56 ERA.
- Pitched in a total of six games in 2016, all with Triple-A Gwinnett...Spent the spring with the Cleveland Indians but was released March 31...Signed a Minor League deal with Atlanta on Aug. 10.
- Started 2017 with Bridgeport of the independent Atlantic League...Signed with the Los Angeles Dodgers on July 14 and played out the rest of the season with Double-A Tulsa, where he posted a 1.89 ERA over 19 games while striking out 27 batters in 19.0 innings (0.79 WHIP).
- Split 2018 in the Dodgers' and Rockies' systems...Made nine Triple-A appearances and 41 at Double-A, combining to go 2-3 with a 3.71 ERA...Fanned 76 batters over 60.2 frames (11.3 SO/9).

## TORONTO, MOST CONSECUTIVE GAMES WITH STARTING PITCHER ALLOWING 3ER OR LESS - ALL-TIME

### (SINGLE-SEASON)

20G	July 26-August 18, 2015
18G	May 5-25, 1991
17G	April 9-May 1, 1980





**MURPHY  
PATRICK**



**BIRTHDATE** ..... June 10, 1995  
**OPENING DAY AGE** ..... 24  
**BIRTHPLACE** ..... Chandler, AZ  
**RESIDENCE** ..... Scottsdale, AZ  
**TWITTER** ..... NA

BATS/THROWS ..... R/R  
HEIGHT/WEIGHT ..... 6-5/235  
CONTRACT STATUS..... signed thru 2020  
M.L. SERVICE ..... 0.000  
OPTIONS USED ..... 1 of 3

**PERSONAL:**

- Patrick Brian Murphy.
- Attended Hamilton High School in Chandler, AZ...Missed his senior year due to Tommy John surgery.
- Named to the 2013 Rawlings Preseason West - All Region 1st Team.
- Had committed to the University Oregon but signed with the Blue Jays in 2013 instead.

**LAST SEASON:**

- Spent the entire season with Double-A New Hampshire.
- Posted a 4.71 ERA and a 1.21 WHIP over 18 starts.
- Went 4-0 in day games (1.42 ERA) but was 0-7 in night contests (7.43 ERA).
- Was placed on the seven-day injured list on three occasions.
- Tossed a career-high 8.0 innings on April 28 at Reading (2H, 1ER, 2BB, 7K).

**Bold – career high; Red – league high**

Year	Club & League	W-L	ERA	G	GS	CG	ShO	SV	IP	H	R	ER	HR	HB	BB	IBB	SO	WP	BK	OBA
2014	GCL Blue Jays (GCL)	0-1	11.25	3	2	0	0	0	4.0	8	6	5	0	0	2	0	4	1	0	.400
2015		Did not play due to injury																		
2016	Vancouver (MWL)	4-5	2.84	13	13	0	0	0	69.2	71	28	22	0	3	23	0	48	11	0	.264
	Lansing (MID)	0-1	4.29	8	2	0	0	2	21.0	24	12	10	0	3	1	14	0	20	1	.286
2017	GCL Blue Jays (GCL)	1-0	0.00	3	2	0	0	0	9.0	7	0	0	0	0	1	0	15	1	0	.212
	Lansing (MID)	4-3	2.94	15	15	0	0	0	88.2	87	38	29	5	1	33	0	57	3	0	.263
	Dunedin (FSL)	0-1	7.00	2	2	0	0	0	9.0	14	7	7	0	0	3	0	5	1	0	.368
2018	Dunedin (FSL)	10-5	2.64	26	26	1	0	0	146.2	126	51	43	5	4	50	0	135	6	0	.233
	New Hampshire (EAS)	0-0	3.00	1	1	0	0	0	6.0	4	2	0	0	0	3	0	6	0	0	.200
2019	New Hampshire (EAS)	4-7	4.71	18	18	0	0	0	84.0	75	53	44	7	5	27	0	86	5	0	.227
Minor Totals		23-23	3.33	89	81	1	0	2	438.0	416	197	162	20	14	156	0	376	29	1	.250

## TRANSACTIONS

- Selected by the Toronto Blue Jays in the 3rd round of the 2013 First-Year Player Draft

### PROFESSIONAL CAREER:

**MINORS:**

- Played in three games (two starts) for the GCL Blue Jays in his first pro season as he came back from Tommy John surgery.
- Missed the 2015 season as he was recovering from thoracic outlet and ulnar nerve transportation surgeries.
- Made 13 starts for Class-A (short) Vancouver in 2016, going 4-5 with a 2.84 ERA.
- Moved to Class-A Lansing for eight games (two starts) to round out his 2016 campaign and posted a 4.29 ERA while recording 20 strikeouts over 21.0 innings.
- Started 2017 with Lansing and landed on the DL twice throughout the season.
- Posted a 2.94 ERA and a 4-3 record over 15 starts for the Lugnuts.
- Was promoted to Advanced-A Dunedin for a pair of starts at the end of August and went 0-1 with a 7.00 ERA.
- In 2018, played all but one of his games with Advanced-A Dunedin.
- Over 26 starts for the D-Jays, went 10-5 with a 2.64 ERA.
- Led the Florida State League in starts (26) and innings (146.2).
- Also ranked 2nd in the FSL in ERA (2.64), 2nd in strikeouts (135), 3rd in WHIP (1.20) and tied for 4th in wins (10).
- Made one start for Double-A New Hampshire, on May 27 vs. Hartford, and took a no-decision as he allowed two runs on four hits over 6.0 innings (3BB, 6K).
- Pitched his 1st career complete game on July 5 at Fort Myers (7.0 IP, 3H, 1ER, 1BB, 6K).
- Was named 2018 Florida State League Pitcher of the Year.
- At the end of the season, earned MiLB.com Organizational All-Star and Baseball America High Class-A All-Star honours.
- Was added to Toronto's 40-man roster after the season to protect him from the Rule 5 Draft.





# PALACIOS

## JOSH

77  
OUTFIELDER

NON-ROSTER

BIRTHDATE ..... July 30, 1995  
OPENING DAY AGE ..... 24  
BIRTHPLACE ..... Brooklyn, NY  
RESIDENCE ..... Brooklyn, NY  
TWITTER ..... @P\_lo21\_

BATS/THROWS ..... L/R  
HEIGHT/WEIGHT ..... 6-1/198  
CONTRACT STATUS ..... signed thru 2020  
M.L. SERVICE ..... 0.000  
OPTIONS USED ..... 0 of 3

### PERSONAL:

- Joshua John Palacios.
- Brother of **Richard Palacios**, an infielder who was drafted by Cleveland in the 3rd round in the 2018 First-Year Player Draft...Nephew of former MLB player, **Rey Palacios**, who played parts of three seasons (1988-1990) for the Kansas City Royals.
- Attended San Jacinto (TX) for two seasons before transferring to Auburn University...Batted .385 with a 1.071 OPS in 34 games for the Tigers in 2016 before suffering a wrist injury.

### LAST SEASON:

- Spent the entire season with Double-A New Hampshire.
- Landed on the injured list from April 29-May 28.
- Homered in back-to-back games on Aug. 9 and 10.
- Finished the season strong, with three doubles, three home runs and six RBI while going 9-for-29 (.310) over his last eight games.
- Slashed .280/.376/.469 with five of his seven homers after the All-Star break.

*Bold – career high; Red – league high*

Year	Club and League	AVG	G	AB	R	H	2B	3B	HR	RBI	BB	IBB	SO	SB	CS	OBP	SLG	OPS	SF	SH	HBP
2016	GCL Blue Jays (GCL)	.265	13	49	10	13	3	0	0	4	3	0	6	4	1	.321	.327	.648	0	0	1
	Vancouver (NWL)	.355	28	110	15	39	7	3	0	13	14	0	17	4	2	.437	.473	.910	0	0	2
	Lansing (MID)	.342	9	38	2	13	3	0	0	1	1	0	3	0	2	.375	.421	.796	0	0	1
2017	Lansing (MID)	.280	91	368	65	103	18	3	2	39	42	0	78	12	6	.360	.361	.721	0	3	6
2018	Dunedin (FSL)	.292	125	507	62	148	30	5	8	78	47	2	125	15	9	.357	.418	.775	1	2	5
	New Hampshire (EAS)	.000	1	3	0	0	0	0	0	0	0	0	2	0	0	.000	.000	.000	0	0	0
2019	New Hampshire (EAS)	.266	82	286	43	76	18	2	7	38	45	1	70	15	5	.371	.416	.787	1	4	5
<b>Minor Totals</b>		.288	349	1361	197	392	79	13	17	173	152	3	301	50	25	.366	.403	.768	2	9	20

### TRANSACTIONS

- Selected by the Toronto Blue Jays in the 4th round of the 2016 First-Year Player Draft

### PROFESSIONAL CAREER:

#### MINORS:

- Played at three different levels in 2016 (Rookie, Class-A (short) and Class-A), combining to hit .330 with an .824 OPS.
- Spent all of 2017 with Class-A Lansing, recording 18 doubles, three triples and a pair of home runs in 91 games.
- Set personal bests in 2018 with 126 games played, 148 hits, 30 doubles, five triples, eight homers and 78 RBI.
- Named a 2018 Florida State League Post-Season All-Star...Led the FSL in hits and RBI while ranked 2nd in doubles, 2nd in total bases (212), 6th in average (.292), 7th in OBP (.357), 8th in OPS (.775), and 9th in slugging (.418).

### MOST HOME RUNS HIT IN A SERIES

The Blue Jays hit 13 home runs in a three-game series sweep in Boston on Sept. 28-30, 2009. That's a Toronto record for home runs in a three-game series against any team. The most home runs hit in a four-game series by Toronto is 12, which occurred from June 28-July 1, 2019 vs. Kansas City.

BIOGRAPHIES

LAST SEASON

HISTORY

RECORDS

OPPONENTS

PLAYER DEV.

MEDIA & MISC.





NON-ROSTER

# PANIK

## JOE

2

INFIELDER

BIRTHDATE ..... October 30, 1990  
 OPENING DAY AGE ..... 29  
 BIRTHPLACE ..... Yonkers, NY  
 RESIDENCE ..... Hopewell Junction, NY  
 TWITTER ..... @JoePanik

BATS/THROWS ..... L/R  
 HEIGHT/WEIGHT ..... 6-1/205  
 CONTRACT STATUS ..... signed thru 2020  
 M.L. SERVICE ..... 5.100  
 OPTIONS USED ..... 0 of 3

### PERSONAL:

- Joseph Matthew Panik.
- Married Brittany Pinto in 2016.
- Involved with the following organizations: George Mark Children's House, Nancy & Stephen Grand Family House, Buster & Kristen Posey Fund for Pediatric Cancer Awareness and Tragedy Assistance Program for Survivors (T\*A\*P\*S).
- Attended St. John's University in Queens, NY...Batted .398 in his junior year.
- Ranked by Baseball America as the Giants' 2nd-best prospect after the 2012 season.

### LAST SEASON:

- Played in a career-high 142 games while splitting time with the Giants (103G) and the Mets (39G).
- Was the hardest player to strike out in the National League, fanning once every 10.45 plate appearances (min. 400 PA).
- Hit .235 with 21 extra-base hits and 27 RBI in his time with San Francisco.
- Recorded his 2nd career leadoff home run on May 28 at MIA (also May 22, 2017 at CHC).
- Had three extra-base hits in his last 33 games as a Giant.
- Designated for assignment on Aug. 6 and signed with New York three days later.
- Reached base safely in 18 of his 19 starts with the Mets.
- Broke a stretch of 254 at-bats without a homer on Sept. 3 at WAS when he took **Max Scherzer** deep.
- Finished the New York portion of his campaign with a .277/.333/.404 line and seven extra-base hits.

**Bold – career high; Red – league high**

Year	Club and League	AVG	G	AB	R	H	2B	3B	HR	RBI	BB	IBB	SO	SB	CS	OBP	SLG	OPS	SF	SH	HBP
2011	Salem-Keizer (NOR)	.341	69	270	49	92	10	3	6	54	28	0	25	13	5	.401	.467	.868	0	4	2
2012	San Jose (CAL)	.297	130	535	93	159	27	4	7	76	58	1	54	10	4	.368	.402	.770	2	5	5
2013	Richmond (EAS)	.257	137	522	64	134	27	4	4	57	58	1	68	10	5	.333	.347	.680	8	6	5
2014	Fresno (PCL)	.321	74	293	50	94	14	4	5	45	27	2	33	3	2	.382	.447	.829	1	2	3
	SAN FRANCISCO (NL)	.305	73	269	31	82	10	2	1	18	16	0	33	0	0	.343	.368	.711	1	1	0
2015	Sacramento (PCL)	.111	3	9	1	1	0	0	0	0	0	0	0	0	0	.111	.111	.222	0	0	0
	SAN FRANCISCO (NL)	.312	100	382	59	119	27	2	8	37	38	0	42	3	2	.378	.455	.833	3	4	5
2016	Sacramento (PCL)	.231	4	13	2	3	1	0	0	0	1	0	0	0	0	.286	.308	.594	0	0	0
	SAN FRANCISCO (NL)	.239	127	464	<b>67</b>	111	21	<b>7</b>	<b>10</b>	<b>62</b>	<b>50</b>	5	47	<b>5</b>	0	.315	.379	.694	3	5	4
2017	San Jose (CAL)	.000	1	3	0	0	0	0	0	0	1	0	1	0	0	.000	.000	.250	0	0	0
	Sacramento (PCL)	.000	1	2	0	0	0	0	0	0	0	0	1	0	0	.000	.000	.000	0	0	0
	SAN FRANCISCO (NL)	.288	138	511	60	<b>147</b>	<b>28</b>	5	<b>10</b>	53	46	4	<b>54</b>	4	1	.347	.421	.768	3	8	5
2018	San Jose (CAL)	.286	2	7	1	2	1	0	0	1	1	0	1	0	0	.375	.429	.804	0	0	0
	Sacramento (PCL)	.333	6	18	2	6	0	0	0	1	2	0	3	0	0	.400	.333	.733	0	0	0
	SAN FRANCISCO (NL)	.254	102	358	38	91	14	1	4	24	26	3	30	4	2	.307	.332	.639	1	4	3
2019	SAN FRANCISCO (NL)	.235	<b>103</b>	344	33	81	17	1	3	27	36	2	38	4	2	.310	.317	.627	1	4	3
	NEW YORK (NL)	.277	<b>39</b>	94	17	26	4	1	2	12	7	0	9	0	0	.333	.404	.737	1	0	1
<b>Minor Totals</b>		.294	427	1672	262	491	80	15	22	234	176	4	186	36	16	.363	.399	.762	11	17	15
<b>MAJOR TOTALS</b>		.271	682	2422	305	657	121	19	38	233	219	14	253	20	7	.334	.384	.718	13	26	21

### ALL-STAR GAME RECORD

Year	Club and League	AVG	G	AB	R	H	2B	3B	HR	RBI	BB	IBB	SO	SB	CS	OBP	SLG	OPS	SF	SH	HBP
2015	NL at CIN	.000	1	2	0	0	0	0	0	0	0	0	1	0	0	.000	.000	.000	0	0	0



**WILD CARD GAMES RECORD**

Year	Club and Opp.	AVG	G	AB	R	H	2B	3B	HR	RBI	BB	IBB	SO	SB	CS	OBP	SLG	OPS	SF	SH	HBP
2014	SF vs. PIT	.600	1	5	0	3	0	0	0	0	0	0	0	0	0	.600	.600	1.200	0	0	0
2016	SF vs. NYM	.000	1	3	1	0	0	0	0	0	1	0	2	0	0	.250	.000	.250	0	0	0
<b>TOTALS</b>		.375	2	8	1	3	0	0	0	0	1	0	2	0	0	.444	.375	.819	0	0	0

**DIVISION SERIES RECORD**

Year	Club and Opp.	AVG	G	AB	R	H	2B	3B	HR	RBI	BB	IBB	SO	SB	CS	OBP	SLG	OPS	SF	SH	HBP
2014	SF vs. WAS	.211	4	19	3	4	0	1	0	2	1	0	0	0	0	.250	.316	.566	0	0	0
2016	SF vs. CHC	.600	3	10	2	6	2	0	0	2	2	0	2	0	0	.615	.800	1.415	0	0	0
<b>TOTALS</b>		.345	7	29	5	10	2	1	0	4	3	0	2	1	0	.394	.483	.877	0	0	0

**LEAGUE CHAMPIONSHIP SERIES RECORD**

Year	Club and Opp.	AVG	G	AB	R	H	2B	3B	HR	RBI	BB	IBB	SO	SB	CS	OBP	SLG	OPS	SF	SH	HBP
2014	SF vs. STL	.182	5	22	1	4	0	0	1	3	1	0	1	0	0	.217	.318	.536	0	0	0

**WORLD SERIES RECORD**

Year	Club and Opp.	AVG	G	AB	R	H	2B	3B	HR	RBI	BB	IBB	SO	SB	CS	OBP	SLG	OPS	SF	SH	HBP
2014	SF vs. KC	.222	7	27	3	6	2	1	0	3	2	0	5	0	0	.276	.370	.646	0	1	0

**HOME RUN BREAKDOWN**

Total	H	A	ONE GAME										IP	PH	RHP	LHP
			2	3	4	GS	LO	XN								
38	9	29	1	0	0	0	2	0					0	0	33	5

**TRANSACTIONS**

- Selected by the San Francisco Giants in the 1st round (29th overall) of the 2011 First-Year Player Draft
- On disabled list (lower back inflammation) from August 2-September 6, 2015
- On disabled list (lower back inflammation) on September 16, 2015 for the remainder of the season
- On disabled list (concussion) from June 29-July 27, 2016
- On disabled list (concussion) from Aug. 14-24, 2017
- On disabled list (left thumb sprain) from April 28-May 31, 2018
- On disabled list (left groin strain) from July 7-29, 2018
- Signed by the New York Mets on August 9, 2019
- Signed by the Toronto Blue Jays on January 20, 2020

**GAME HIGHS**

<b>ML Debut</b>	June 21, 2014 at ARI	<b>Stolen Bases</b>	1 – 20x, last: July 18, 2019 vs. NYM
<b>Runs</b>	3 – 7x, last: Sept. 6, 2017 at COL	<b>Last ML Home Run</b>	Sept. 29, 2019 vs. ATL
<b>Hits</b>	5 – 2x, last: Sept. 6, 2017 at COL	<b>Longest Hitting Streak</b>	15G – May 26-June 11, 2015
<b>Home Runs</b>	2 – Aug. 28, 2016 vs. ATL	<b>Longest On-Base Streak</b>	23G – May 17-June 11, 2015
<b>RBI</b>	4 – Aug. 28, 2016 vs. ATL	<b>Longest Hitless Streak</b>	24AB – Sept. 14-22, 2016

**MILESTONES**

Category	Date	Opponent	Pitcher	Notes
<b>Hit</b>	1 June 22, 2014	at Arizona	Bolsinger	Single
<b>Home Run</b>	1 Aug. 22, 2014	at Washington	Fister	3R
<b>Multi-HR Game</b>	1 Aug. 28, 2016	Atlanta	Blair, Blair	1R, 2R
<b>Leadoff HR</b>	1 May 22, 2017	at Chicago (NL)	Lackey	—
	2 May 28, 2019	at Miami	Richards	—
<b>RBI</b>	1 June 22, 2014	at Arizona	Thatcher	Double
<b>Stolen Base</b>	1 May 2, 2015	Los Angeles (AL)	Santiago	2nd base
			C-Butera	





## PROFESSIONAL CAREER:

### MINORS:

- Named the short-season Northwest League MVP in 2011 as he led all hitters in batting average (.341), runs (49), hits (82), RBI (54), total bases (126) and OBP (.401). Also led all NWL shortstops with a .964 fielding percentage and was named to the Northwest League Post-Season All-Star team.
- Named San Jose's Defensive Player of the Year in 2012, leading all California League shortstops with a .972 fielding percentage.
- Entered 2013 ranked by Baseball America as the Giants' 2nd-best prospect...Hit .257 and was named to the Eastern League Mid-Season All-Star Team as he led all second basemen with a .987 fielding percentage.

### 2014:

- Made his Major League debut in mid-June and established himself as one of the top NL rookies, hitting .305 with 10 doubles, two triples, one home run and 18 RBI in 73 games.
- Led all NL rookies in batting average and on-base percentage (.343) while ranked T-4th in multi-hit games (25) and 6th in hits (82)...Finished 6th in NL Rookie of the Year Voting.
- Went 31-for-83 (.373) versus left-handed pitchers.
- Had his contract purchased from Triple-A Fresno on June 21 and made his **MLB debut** that night in Arizona...Walked in his only plate appearance.
- Connected for his 1st career home run on Aug. 22 at WAS, a three-run homer off of **Doug Fister**.

### 2015:

- Was rewarded by Manager **Bruce Bochy** and asked to play in his 1st All-Star game.
- Batted .312 with 37 extra-base hits and an .833 OPS while playing in 100 games.
- Recorded his 1st career game-ending RBI on April 22 vs. LAD, hitting a sacrifice fly in the bottom of the 9th inning to give the Giants a 3-2 walk-off win.
- Strung together a career-best 15-game hitting streak from May 26-June 11, hitting .397 (25-for-63) with five doubles, four homers and 11 RBI over that stretch.
- Missed most of the final two months of the season with inflammation in his lower back...Landed on the DL from Aug. 2-Sept. 6...Played in just three games before returning to the DL on Sept. 16 for the rest of the season.

### 2016:

- Started 118 games and won his 1st Gold Glove Award...The last Giants second baseman to win one was **Robby Thompson** in 1993.
- Was the hardest player to strikeout in the Majors, averaging 11.19 plate appearances per strikeout.
- Slugged a two-out, three-run home run in the top of the 9th inning, snapping a 3-3 tie in the Giants' 6-4 win on June 18 at TB...According to Elias, became the first Giants player to hit a go-ahead home run with two outs in the 9th inning or later since **Buster Posey** on Aug. 27, 2014 vs. COL.
- Was hit in the head by a pitch thrown by **Matt Moore** on June 18 at TB...Started to feel some concussion-like symptoms on June 28, despite playing the previous week, and then missed 23 games.
- Registered his 1st career multi-homer game on August 28 vs. ATL, hitting a pair of homers off Braves starter **Aaron Blair**.

### 2017:

- Hit .288 with 28 doubles, five triples, 10 home runs and 53 RBI in 138 games.
- Became the 8th player all-time to hit 10+ home runs all on the road.
- Batted leadoff for the 1st time in his career on April 7 at SD.
- Connected for his 1st career leadoff homer off of **John Lackey** on May 22 at CHC.
- Set a franchise record with 12 hits in a three-game series, from Sept. 4-6 at COL...The 12 hits also tied a modern era record for any player in a three-game series.
- Was hit in the head sliding into home plate on August 13 at WAS and was placed on the DL two days later...Missed nine games.

### 2018:

- Batted .272 in 48 games post All-Star break, after hitting .240 in 54 games prior to the break.
- Accounted for the Giants' first three runs of the 2018 season, all via solo home runs (March 29, March 30 and April 3)...According to Elias, marked the 1st time in MLB history a team had its first three runs of a season come on solo home runs by the same player.
- Helped the Giants to consecutive 1-0 wins to start the year (March 29 and 30 at LAD)...In doing so, became the 1st player in MLB history to hit a home run in each of two consecutive 1-0 games at any point of a season (*courtesy Elias*).
- On March 29 at LAD, joined **Willie Mays** and **Mel Ott** as the only Giants to ever homer on the road against the Dodgers in a 1-0 victory...Mays did it in 1956 at Roosevelt Stadium and Ott did it twice (1935 and 1938 at Ebbets Field).
- Connected on another solo homer, on April 3 vs. SEA in the 4th inning...Marked his first homer at home since August 28, 2016 vs. ATL.
- Placed on the 10-day disabled list on April 28 with a left thumb sprain...Underwent successful surgery to repair a torn ligament in his left thumb on April 30, performed by Dr. Steve Shin...Returned from his rehab assignment and was activated on June 1.
- Landed on the DL again from July 7-29 with a left groin strain.
- Made his 1st professional start at first base on September 22 at STL...Marked the only game of his MLB career in which he played anywhere other than second base.





# PANNONE THOMAS

45  
PITCHER

BIRTHDATE ..... April 28, 1994  
OPENING DAY AGE ..... 25  
BIRTHPLACE ..... Cranston, RI  
RESIDENCE ..... Cranston, RI  
TWITTER ..... @ThomasPannone

BATS/THROWS ..... L/L  
HEIGHT/WEIGHT ..... 6-1/205  
CONTRACT STATUS ..... signed thru 2020  
M.L. SERVICE ..... 1.002  
OPTIONS USED ..... 2 of 3

## PERSONAL:

- Thomas Edward Pannone.
- Attended Bishop Hendricken High School in Warwick, Rhode Island.
- Is one of eight players (four active) from Rhode Island to play in the Majors this century.
- Originally drafted in the 33rd round of the 2012 First-Year Player Draft by the Chicago Cubs.
- Drafted in the 9th round of the 2013 First-Year Player Draft by the Cleveland Indians out of the College of Southern Nevada.

## LAST SEASON:

- Posted a 3.54 ERA in 30 relief outings...Held a 11.31 ERA in seven starts.
- Struck out all three batters on nine pitches in the 5th inning on April 14 vs. TB...Marked the 3rd immaculate inning in Blue Jays history, joining **Roger Clemens** (Sept. 18, 1997 at BOS) and **Steve Delabar** (July 30, 2013 at OAK)...Was the 1st ever thrown at Rogers Centre...Went on to retire all nine batters faced (4K).
- Fanned five batters on May 28 at TB to tie a career best in a relief outing (also April 1, 2019 vs. BAL).
- Struck out a career-high nine batters over 6.0 innings in a start on Aug. 3 at BAL (4H, 4ER, 1BB).
- Optioned to Triple-A Buffalo on six occasions.
- Named International League Pitcher of the Week on July 1...Went 2-0 with 14 strikeouts in two starts (11.1 IP, 8H, 2ER).

**Bold – career high; Red – league high**

Year	Club & League	W-L	ERA	G	GS	CG	ShO	SV	IP	H	R	ER	HR	HB	BB	IBB	SO	WP	BK	OBA
2013	AZL Indians (AZL)	1-0	9.00	14	0	0	0	0	16.0	23	19	16	0	2	10	0	20	3	0	.338
2014	AZL Indians (AZL)	5-0	3.20	11	7	0	0	0	45.0	32	24	16	1	3	24	0	62	8	0	.194
2015	Lake County (MID)	7-6	4.02	27	20	0	0	0	116.1	98	58	52	12	5	37	0	120	5	0	.231
2016	Lake County (MID)	5-5	3.02	17	17	0	0	0	89.1	73	33	30	7	4	25	1	84	2	0	.223
	Lynchburg (CAR)	3-0	1.65	8	7	0	0	0	43.2	31	10	8	1	2	16	0	38	0	0	.200
2017	Lynchburg (CAR)	2-0	0.00	5	5	0	0	0	27.2	10	1	0	0	0	7	0	39	0	0	.111
	Akron (EAS)	6-1	2.62	14	14	1	0	0	82.1	67	27	24	5	3	21	1	81	4	0	.223
	New Hampshire (EAS)	1-2	3.63	6	6	0	0	0	34.2	31	16	14	9	2	8	0	29	0	0	.237
2018	Dunedin (FSL)	0-1	13.50	1	1	0	0	0	4.2	9	7	7	1	0	1	0	1	0	0	.450
	New Hampshire (EAS)	0-0	3.00	2	2	0	0	0	9.0	9	3	3	1	0	5	0	12	0	0	.257
	Buffalo (INT)	0-3	4.91	6	6	0	0	0	36.2	40	21	20	8	1	7	0	40	0	0	.276
	TORONTO (AL)	<b>4-1</b>	4.19	12	6	0	0	0	43.0	37	20	20	7	2	15	0	29	0	0	.231
2019	Buffalo (INT)	3-1	3.21	8	6	0	0	0	33.2	25	12	12	4	2	15	0	41	0	1	.203
	TORONTO (AL)	<b>3-6</b>	6.16	<b>37</b>	<b>7</b>	0	0	0	<b>73.0</b>	73	51	50	<b>13</b>	<b>6</b>	<b>31</b>	<b>1</b>	<b>69</b>	6	0	.255
<b>Minor Totals</b>		33-19	3.37	119	91	1	0	0	539.0	448	231	202	49	24	176	2	567	22	1	.226
<b>MAJOR TOTALS</b>		7-7	5.43	49	13	0	0	0	116.0	110	71	70	20	8	46	1	98	6	0	.247

## TRANSACTIONS

- Drafted in the 9th round of the 2013 First-Year Player Draft by the Cleveland Indians
- Traded to the Toronto Blue Jays along with 2B Samad Taylor in exchange for RHP Joe Smith on July 31, 2017

## GAME HIGHS

<b>ML Debut</b>	August 10, 2018 vs. TB	<b>ER Allowed</b>	7 – 3x, last: Aug. 8, 2019 vs. NYY
<b>Innings Pitched:</b>		<b>HR Allowed</b>	2 – 7x, last: Aug. 18, 2019 vs. SEA
<b>Starter</b>	7.0 – 2x, last: Sept. 16, 2018 at NYY	<b>Low Hit CG</b>	None
<b>Reliever</b>	4.1 – July 4, 2019 vs. BOS	<b>Last Win</b>	Aug. 13, 2019 vs. TEX <b>Last Save</b>
<b>Walks:</b>		<b>Last CG</b>	None
<b>Starter</b>	3 – 4x, last: May 4, 2019 at TEX	<b>Last ShO</b>	None
<b>Reliever</b>	3 – April 28, 2019 vs. OAK	<b>Last Start</b>	Sept. 24, 2019 vs. BAL
<b>Strikeouts:</b>		<b>Last Relief App.</b>	Sept. 27, 2019 vs. TB
<b>Starter</b>	9 – Aug. 3, 2019 at BAL	<b>Longest Win Streak</b>	3G – Sept. 9-22, 2018
<b>Reliever</b>	5 – 2x, last: May 28, 2019 at TB	<b>Longest Losing Streak</b>	2G – 2x, last: July 18-Aug. 8, 2019
<b>Hits Allowed</b>	9 – Aug. 28, 2018 at BAL	<b>Scoreless Innings Streak</b>	9.2 – Aug. 13-22, 2018



## MILESTONES

Category	Date	Opponent	Notes
<b>Start</b>	1 Aug. 22, 2018	Baltimore	W - 7.0 IP, 1H, 0R, 2BB, 3K
<b>Win</b>	1 Aug. 22, 2018	Baltimore	7.0 IP, 1H, 0R, 2BB, 3K

## PROFESSIONAL CAREER:

## MINORS:

- Played his first season of professional baseball with the Arizona League Indians in 2013 and allowed 16 earned runs over 16 innings of relief (10BB/20K).
- Returned to the AZL for all of 2014 and was named a Post-Season All-Star after going 5-0 with a 3.20 ERA in 11 games (seven starts).
- In 2015 with Class-A Lake County, started 20 games and made seven relief appearances (4.02 ERA, 37BB/120K).
- Started 2016 with Lake County and was named Pitcher of the Week on July 24, 2016.
- Was named a 2016 Midwest League Mid-Season All-Star...After posting a 3.02 ERA in 17 games exclusively as a starter, was promoted to Advanced-A Lynchburg in July.
- With Lynchburg in 2016, went 3-0 with a 1.65 ERA over eight games (seven starts) while recording 38 strikeouts in 43.2 innings.
- Started his 2017 campaign with Lynchburg.
- Made four starts in April without allowing an earned run (20.2 IP, 7H, 7BB/31K) and was named Carolina League Player of the Month.
- Promoted to Double-A Akron after 27.2 scoreless innings over five starts for Lynchburg (10H, 7BB/39K).
- Threw 5.2 scoreless innings in his Double-A debut on May 8 vs. Trenton (3H, 3BB, 6K).
- Allowed his 1st earned run of the year on May 13 at Binghamton in the 2nd inning, ending his scoreless streak to begin the year at 34.2 innings...Earned the win in that seven-inning contest, which turned out to be the 1st complete game of his career.
- Named a 2017 Eastern League Mid-Season All-Star after posting a 2.54 ERA over 12 starts for Akron.
- Acquired by the Blue Jays with 2B **Samad Taylor** on July 31, 2017 in exchange for RHP **Joe Smith**.
- Was then assigned to Double-A New Hampshire on Aug. 3...Made six starts for the Fisher Cats, going 1-2 with a 3.63 ERA.
- Finished 2017 with the Eastern League lead in WHIP (1.09) and the 2nd-best ERA (2.92).

## 2018:

- Made three starts between Advanced-A Dunedin and Double-A New Hampshire en route to returning from a suspension...Went 0-1 with a 6.59 ERA (13.2IP, 18H, 10R/10ER, 6BB, 13K).
- Posted a 4.91 ERA over six games (six starts) for Triple-A Buffalo (36.2 IP, 40H, 20 ER, 8HR, 7BB, 40K).
- Threw a career-high 8.0 innings for the Bisons on July 19 vs. Durham.
- Was recalled from Buffalo on Aug. 9.
- Made his **MLB debut** on Aug. 10 vs. TB as he took the mound in the 6th inning...Struck out the 1st batter he faced (**Kevin Kiermaier**)...Became the 25th player in team history to record a K against his 1st career batter faced (last: **Luis Santos** on Sept. 2, 2017)...Finished his night after 1.2 innings of work, allowing three hits and two runs while recording a trio of strikeouts without issuing a walk.
- Made his 1st MLB start on Aug. 22 vs. BAL and carried a no-hitter into the 7th inning before giving up a leadoff single to **Trey Mancini**...Finished with 7.0 IP, 1H, 2BB, 3K and earned his 1st win...Became the 1st Blue Jay to throw 6+ innings of no-hit baseball in their premier MLB start...Became the 5th player in MLB history (since 1900) to go 7+ shutout innings with one-or-less hits and two-or-fewer walks in his 1st career start.
- Was the 14th starter used by the Blue Jays in 2018, tying the franchise record set in 2017...Became the 6th different Toronto pitcher to make his 1st MLB start for a new single-season franchise high (5 in 1977, 1995, 2002 and 2009).
- Took his 1st loss on Aug. 28 at BAL where he tossed 3.1 innings, allowing seven runs on nine hits, including two home runs (1BB, 0K)...Was his shortest start at any level in 2018...The seven runs allowed tied for his most this season (also allowed seven on June 22 while with Dunedin)...Was his only outing of the season without recording a strikeout.
- Earned his 2nd win on Sept. 9 vs. CLE, throwing 6.1 innings while allowing two runs on four hits (3BB, 2K)...In his first two home starts, combined for a 1.35 ERA (2 ER/13.1 IP) with 5H, 5BB and 5K.
- Tossed seven full frames against the Yankees on Sept. 16 at NYY to pick up his 3rd quality start and win (4H, 2ER, 1HR, 2BB, 6K).
- On Sept. 22 vs. TB, went 6.2 innings for his 4th quality start (6H, 2ER, 2HR, 3BB, 5K)...Won three straight starts, posting a 2.70 ERA (6 ER/20.0 IP) over that stretch.
- In his last start, on Sept. 28 at TB, yielded five runs on seven hits (3BB, 3K)...Took a no-decision following the Blue Jays three-run 6th inning...Carried a personal three-game winning streak into the offseason.
- Combined to go 0-0 with a 2.45 ERA (2 ER/7.1 IP) in six relief outings (6H, 1BB, 10K).
- Went 4-1 across his six starts, tossing four quality starts along the way to a 4.54 ERA (18 ER/35.2 IP)...His four wins since his first start (Aug. 22) were tied for the most among all rookies over that stretch...Went 3-0 in his three home starts with a 1.80 ERA (4 ER/20.0 IP).





NON-ROSTER

# PEARSON

## NATE

71  
PITCHER

BIRTHDATE ..... August 20, 1996  
 OPENING DAY AGE ..... 23  
 BIRTHPLACE ..... Odessa, FL  
 RESIDENCE ..... Odessa, FL  
 TWITTER ..... NA

BATS/THROWS ..... R/R  
 HEIGHT/WEIGHT ..... 6-6/250  
 CONTRACT STATUS ..... signed thru 2020  
 M.L. SERVICE ..... 0.000  
 OPTIONS USED ..... 0 of 3

### PERSONAL:

- Nathan Alexander Pearson.
- Attended Florida International for a year before transferring to Central Florida Community College in Ocala, FL...Went 5-2 with a 1.56 ERA in his 13 starts for Patriots in 2017 and struck out 118 batters over 81.0 innings (23 walks).
- Ranked by Baseball America as Toronto's 4th-best prospect after the 2017 season (91st overall), 6th after 2018 (70th overall) and then was ranked as the club's top prospect at the end of 2019.
- Ranked by MLB as Toronto's No. 1 prospect heading into 2020...Listed as Baseball America's 7th-best overall prospect.
- Spends his leisure time golfing, jet skiing and watching movies.

### LAST SEASON:

- Started his campaign with Advanced-A Dunedin and posted a 0.86 ERA across six starts.
- Earned a promotion to Double-A New Hampshire on May 7 and held a 2.59 ERA in his 16 starts for the Fisher Cats.
- Was selected to the Futures Game where he threw a hitless inning with two strikeouts...Touched 101 MPH with his fastball on four occasions.
- Finished the year with three starts for Triple-A Buffalo...Went 1-0 while allowing six runs over 18.0 innings for a 3.00 ERA and a 0.83 WHIP (15K/3BB).
- Threw 7.0 shutout innings in his Triple-A debut on Aug. 20 at Rochester...Allowed three hits and struck out three batters without issuing a walk on what was his 23rd birthday.

		<b>Bold – career high; Red – league high</b>																			
Year	Club & League	W-L	ERA	G	GS	CG	ShO	SV	IP	H	R	ER	HR	HB	BB	IBB	SO	WP	BK	OBA	
2017	GCL Blue Jays (GCL)	0-0	0.00	1	1	0	0	0	1.0	1	0	0	0	0	0	0	2	0	0	.250	
	Vancouver (NWL)	0-0	0.95	7	7	0	0	0	19.0	6	2	2	0	0	5	0	24	2	0	.097	
2018	Dunedin (FSL)	0-1	10.80	1	1	0	0	0	1.2	5	3	2	1	0	0	0	1	1	0	.500	
2019	Dunedin (FSL)	3-0	0.86	6	6	0	0	0	21.0	10	2	2	2	0	3	0	35	0	0	.139	
	New Hampshire (EAS)	1-4	2.59	16	16	0	0	0	62.2	41	18	18	4	2	21	0	69	6	0	.186	
	Buffalo Bisons (INT)	1-0	3.00	3	3	0	0	0	18.0	12	6	6	2	1	3	0	15	2	0	.185	
<b>Minor Totals</b>		5-5	2.19	34	34	0	0	0	123.1	75	31	30	9	3	32	0	146	11	0	.173	

### TRANSACTIONS

- Selected by the Toronto Blue Jays in the 1st round (28th overall) of the 2017 First-Year Player Draft

### PROFESSIONAL CAREER:

#### MINORS:

- Made eight starts in his 1st pro season in 2017: one for the GCL Blue Jays and seven for Class-A (short) Vancouver...Combined for a 0.90 ERA as he allowed just two runs over 20.0 innings while striking out 26 batters (0.60 WHIP).
- Made just one start in 2018 before having his season ended with a fractured right ulna when he was hit by a line drive.
- Played for the Surprise Saguaros in the Arizona Fall League and went 2-2 over six starts...Had his fastball reach as high as 104 MPH while there and was named to both the 2018 AFL Rising Stars Team and the All-Prospect Team.

### TORONTO, YOUNGEST PITCHERS MLB DEBUT - ALL-TIME

PLAYER	DATE	OPPONENT	AGE
Elvis Luciano	03/31/2019	vs. DET	19 years, 44 days
Roberto Osuna	04/08/2015	at NYY	20 years, 60 days
Miguel Castro	04/06/2015	at NYY	20 years, 103 days
Victor Cruz	06/24/1978	at CLE	20 years, 182 days
Jeff Byrd	06/20/1977	vs. CLE	20 years, 221 days
Phil Huffman	04/10/1979	at CWS	20 years, 294 days





# PEREZ HECTOR

64  
PITCHER

BIRTHDATE ..... June 6, 1996  
OPENING DAY AGE ..... 23  
BIRTHPLACE ..... Santo Domingo, D.R.  
RESIDENCE ..... Santo Domingo, D.R.  
TWITTER ..... @Hector\_perez45

BATS/THROWS ..... R/R  
HEIGHT/WEIGHT ..... 6-3/223  
CONTRACT STATUS ..... signed thru 2020  
M.L. SERVICE ..... 0.000  
OPTIONS USED ..... 1 of 3

## PERSONAL:

- Hector Antonio Perez.
- Signed by the Houston Astros as an international free agent on July 7, 2014.
- Favourite player growing up was Hall of Fame pitcher **Pedro Martinez**.

## LAST SEASON:

- Spent the entire year with Double-A New Hampshire.
- Posted a 4.60 ERA while making 24 starts and two relief appearances.
- Set a personal best with 121.1 innings pitched.
- Struck out a season-high nine batters over 6.0 innings on June 28 at Trenton (4H, 1ER, 3BB).
- Played for the Tigres del Licey in the Dominican Winter League...Made one start and seven relief appearances while striking out 11 batters over 12.2 innings.

		<i>Bold – career high; Red – league high</i>																			
Year	Club & League	W-L	ERA	G	GS	CG	ShO	SV	IP	H	R	ER	HR	HB	BB	IBB	SO	WP	BK	OBA	
2015	DSL Astros Blue (DSL)	1-0	2.12	7	7	0	0	0	29.2	20	10	7	0	1	6	0	32	4	1	.185	
	GCL Astros (GCL)	1-0	1.16	9	3	0	0	1	23.1	10	5	3	0	0	16	0	16	1	0	.135	
	Greeneville (APP)	0-0	0.00	1	0	0	0	0	2.0	0	0	0	0	0	1	0	2	1	0	.000	
2016	Tri-City (NYP)	2-0	1.57	7	3	0	0	0	28.2	19	5	5	0	0	12	0	36	5	0	.181	
	Quad Cities (MID)	2-1	4.60	7	7	0	0	0	31.1	28	20	16	1	0	22	1	44	5	0	.246	
2017	Quad Cities (MID)	1-1	2.50	4	3	0	0	0	18.0	9	5	5	2	0	11	0	24	2	0	.150	
	Buies Creek (CAR)	6-5	3.63	21	14	0	0	2	89.1	69	49	36	6	6	67	0	104	12	0	.218	
2018	Buies Creek (CAR)	3-3	3.84	17	11	1	1	2	72.2	50	31	31	5	3	40	0	83	12	0	.196	
	Corpus Christi (TEX)	0-1	3.24	4	2	0	0	0	16.2	12	6	6	0	0	8	0	18	3	0	.197	
	New Hampshire (EAS)	0-1	3.86	6	5	0	0	0	25.2	17	12	11	1	2	16	0	32	1	0	.193	
2019	New Hampshire (EAS)	7-6	4.60	26	24	0	0	0	121.1	130	65	62	9	4	67	0	117	15	2	.280	
<b>Minor Totals</b>		23-18	3.57	109	79	1	1	5	458.2	364	208	182	24	16	266	1	508	61	3	.220	

## TRANSACTIONS

- Signed by the Houston Astros on July 7, 2014
- Traded to the Toronto Blue Jays along with RHP Ken Giles and RHP David Paulino in exchange for RHP Roberto Osuna on July 30, 2018

## PROFESSIONAL CAREER:

### MINORS:

- Started his pro career with the DSL Astros Blue where he made seven starts and posted a 2.12 ERA.
- Joined the GCL Astros for nine games (three starts) and recorded a 1.16 ERA and a .135 opponents' batting average.
- Rounded out his 2015 campaign with one appearance for the Rookie-level Greeneville Astros, tossing two hitless innings on Aug. 28 at Burlington (1BB, 2K).
- Appeared in two playoff games for Greeneville, allowing two earned runs over six innings (2BB, 3K).
- Was assigned to Class-A (short) Tri-City to begin 2016.
- Went 2-0 with a 1.57 ERA in seven games (three starts) while racking up 36 strikeouts over 28.2 innings.
- Was named New York-Penn League Pitcher of the Week on July 3 after two scoreless outings (10.1 IP, 3H, 3BB, 10K).
- Earned a promotion to Class-A Quad Cities at the end of July and made seven starts for the River Bandits to wrap up his 2016 season (2-1, 4.60 ERA).
- Returned to Quad Cities for the start of 2017 and recorded a 2.50 ERA, 24 strikeouts and a .150 OBA over 18.0 frames.
- Joined Advanced-A Buies Creek on April 28 and appeared in 21 contests (14 starts).
- Struck out 104 batters over 89.1 innings while with Buies Creek, en route to a 3.63 ERA and a .218 opponents' average.
- Set personal bests in 2018 in innings pitched (115.0) and strikeouts (133).
- Began the year with Advanced-A Buies Creek where he went 3-3 with a 3.84 ERA and 83 strikeouts over 72.2 innings.
- Promoted to Double-A Corpus Christi on July 11...Pitched in four games (two starts) for the Hooks while posting a 3.24 ERA with 18 K's in 16.2 innings.
- Traded to the Blue Jays along with RHP **Ken Giles** and RHP **David Paulino** in exchange for RHP **Roberto Osuna** on July 30.
- Finished his 2018 campaign with six games (five starts) for Double-A New Hampshire where he recorded a 3.86 ERA and 32 strikeouts across 25.2 innings.
- After the season, was added to Toronto's 40-man roster to protect him from the Rule 5 Draft.





# PETRICKA

## JAKE

58  
PITCHER

NON-ROSTER

BIRTHDATE ..... June 5, 1988  
OPENING DAY AGE ..... 29  
BIRTHPLACE ..... Northfield, IL  
RESIDENCE ..... Savage, MN  
TWITTER ..... @jacobpetricka

BATS/THROWS ..... R/R  
HEIGHT/WEIGHT ..... 6-4/218  
CONTRACT STATUS ..... signed thru 2020  
M.L. SERVICE ..... 5.020  
OPTIONS USED ..... 1 of 3

### PERSONAL:

- Jacob Steven Petricka...Pronounced puh-TRITCH-kuh.
- Spent two years at Iowa Western Community College before transferring to Indiana State in 2009.
- Went 7-4 with a 4.11 ERA (46 ER/100.2 IP) and 113 strikeouts in 20 games (15 starts) for the Sycamores in 2010 and was named First-Team All-Missouri Valley Conference.
- First drafted by the White Sox in 2006 (38th round)...Drafted by the Yankees in 2009 (34th round)...Drafted again by the White Sox in the 2nd round in 2010 and signed with the club on June 15, 2010.

### LAST SEASON:

- Appeared in six Major League games over three stints for Milwaukee – all in April.
- Allowed three runs over 8.0 innings for the Brewers.
- Designated for assignment on April 27...Outrighted to Triple-A San Antonio on May 1.
- Traded to the Texas Rangers for a Player To Be Named Later on June 14 and was assigned to Triple-A Nashville.
- Posted a 3.74 ERA across his 40 Triple-A appearances...Struck out 51 batters in 45.2 innings of work.

**Bold – career high; Red – league high**

Year	Club & League	W-L	ERA	G	GS	CG	ShO	SV	IP	H	R	ER	HR	HB	BB	IBB	SO	WP	BK	OBA
2010	Bristol (APP)	2-4	2.86	8	8	0	0	0	34.2	25	12	11	1	2	7	0	38	4	1	.197
	Kannapolis (SAL)	0-1	3.72	9	0	0	0	0	9.2	13	11	4	0	1	8	0	10	4	0	.295
2011	Kannapolis (SAL)	3-1	2.81	8	8	0	0	0	41.2	39	14	13	0	0	13	0	48	4	0	.255
	Bristol (APP)	0-0	0.00	2	1	0	0	0	4.0	4	0	0	0	0	0	0	5	0	0	.286
	Winston-Salem (CAR)	4-7	4.39	13	13	0	0	0	67.2	71	39	33	3	3	26	0	46	5	0	.265
2012	Winston-Salem (CAR)	5-5	5.33	19	19	0	0	0	82.2	93	58	49	2	3	46	0	84	9	1	.284
	Birmingham (SOU)	3-3	5.46	10	10	0	0	0	57.2	63	35	35	7	0	35	0	27	5	0	.290
2013	Birmingham (SOU)	3-0	2.06	21	1	0	0	0	39.1	36	11	9	1	1	18	0	41	4	0	.255
	Charlotte (INT)	2-0	1.17	10	0	0	0	1	15.1	9	2	2	0	0	7	0	17	1	0	.167
	CHICAGO (AL)	1-1	3.26	16	0	0	0	0	19.1	20	7	7	0	1	10	1	10	4	0	.278
2014	CHICAGO (AL)	1-6	2.96	67	0	0	0	14	73.0	67	24	24	3	2	33	4	55	2	0	.253
2015	Charlotte (INT)	0-0	0.00	2	0	0	0	0	2.0	0	0	0	0	0	2	0	3	0	0	.000
	CHICAGO (AL)	4-3	3.63	62	0	0	0	2	52.0	56	21	21	2	1	18	4	33	2	0	.284
2016	CHICAGO (AL)	0-0	4.50	9	0	0	0	0	8.0	8	5	4	1	0	8	0	7	3	0	.267
2017	Charlotte (INT)	0-0	2.57	5	0	0	0	0	7.0	6	2	2	0	0	2	0	4	0	0	.240
	CHICAGO (AL)	1-1	7.01	27	0	0	0	0	25.2	39	21	20	6	1	6	0	26	3	0	.342
2018	Buffalo (INT)	0-0	0.78	16	0	0	0	2	23.0	20	5	2	1	1	5	0	14	1	0	.244
	TORONTO (AL)	3-1	4.53	41	0	0	0	0	45.2	59	28	23	6	5	16	0	41	5	0	.317
2019	San Antonio (PCL)	1-1	1.89	16	0	0	0	3	19.0	14	5	4	0	0	4	1	22	1	0	.206
	Nashville (PCL)	1-1	5.06	24	0	0	0	4	26.2	29	16	15	3	1	11	0	29	3	0	.271
	MILWAUKEE (NL)	0-0	3.38	6	0	0	0	0	8.0	6	3	3	0	0	6	1	3	1	0	.207
<b>Minor Totals</b>		24-23	3.74	163	60	0	0	10	430.1	422	210	179	18	12	184	1	388	41	2	.258
<b>MAJOR TOTALS</b>		10-12	3.96	228	0	0	0	16	231.2	255	109	102	18	10	97	10	175	20	0	.286

### TRANSACTIONS

- Selected by the Chicago White Sox in the 2nd of the 2010 First-Year Player Draft
- On disabled list (right forearm strain) from March 27-April 19, 2015
- On disabled list (right hip impingement) on May 2, 2016 for the remainder of the season
- On disabled list (strained right lat) from April 5-June 8, 2017
- On disabled list (right elbow strain) from June 29-July 26, 2017
- On disabled list (right elbow strain) on September 5, 2017 for the remainder of the season
- Signed by the Toronto Blue Jays on February 8, 2018
- Signed by the Milwaukee Brewers on January 13, 2019
- Traded to the Texas Rangers in exchange for a Player To Be Named Later on June 14, 2019
- Signed by the Toronto Blue Jays on February 11, 2020

BIOGRAPHIES

LAST SEASON

HISTORY

RECORDS

OPPONENTS

PLAYER DEV.

MEDIA & MISC.





## GAME HIGHS

<b>ML Debut</b>	August 22, 2013 at KC	<b>ER Allowed</b>	5 – June 28, 2017 vs. NYY
<b>Innings Pitched:</b>		<b>HR Allowed</b>	2 – Aug. 8, 2017 vs. HOU
<b>Starter</b>	None	<b>Low Hit CG</b>	None
<b>Reliever</b>	3.0 – April 19, 2014 at TEX	<b>Last Win</b>	Sept. 18, 2018 at BAL
<b>Walks:</b>		<b>Last Save</b>	June 23, 2015 at MIN
<b>Starter</b>	None	<b>Last CG</b>	None
<b>Reliever</b>	3 – 2x, last: April 25, 2014 vs. TB	<b>Last ShO</b>	None
<b>Strikeouts:</b>		<b>Last Start</b>	None
<b>Starter</b>	None	<b>Last Relief App.</b>	April 26, 2019 at NYM
<b>Reliever</b>	4 – June 12, 2017 vs. BAL	<b>Longest Win Streak</b>	2G – 3x, last: July 13, 2018-current
<b>Hits Allowed</b>	6 – May 15, 2018 at NYM	<b>Longest Losing Streak</b>	5G – Sept. 21, 2013-Aug. 26, 2014
		<b>Scoreless Innings Streak</b>	11.0 – June 22-July 6, 2014

## MILESTONES

Category	Date	Opponent	Notes
<b>Win</b>	1 Aug. 22, 2013	at Kansas City	as a reliever – 0.2 IP, 0H, 0ER, HR, 0BB, 0K
<b>Save</b>	1 May 19, 2014	at Kansas City	0.2 IP

## PROFESSIONAL CAREER:

### 2013:

- Earned a call up to the White Sox on Aug. 17...Made his **MLB debut** on Aug. 22 at KC and earned the win after inducing an inning-ending double play from **Salvador Perez** in the bottom of the 11th.
- Made six consecutive scoreless appearances (9.0 IP) from Sept. 2-15.

### 2014:

- Assigned to Charlotte to begin the campaign.
- Recalled on April 4 and spent the rest of the season in the White Sox' bullpen.
- Led all Chicago pitchers in appearances (67).
- Led MLB rookies with 14 saves while ranking 3rd in innings pitched (73.0).
- Hurlled 10.0 consecutive scoreless innings from April 25-May 7, and again from May 11-June 3.
- Retired 15 straight batters from April 30-May 8.
- Recorded a career-best streak of 11.0 scoreless innings from June 22-July 6.
- Picked up his 1st career save on May 19 at KC (0.2 IP), coming on to strand the tying run at second base.
- Finished the season with a ground ball percentage of 63.8, 2nd best among AL relievers.

### 2015:

- Started the season on the disabled list (right forearm strain) and returned to the White Sox for his 2015 debut on April 22 vs. CLE (1.0 IP, 1H, 1BB).
- Ranked 2nd on the White Sox with a career-high 12 holds in 2015.
- Allowed just five of 31 inherited runners to score (16.1%), 4th best in the AL.
- Recorded a 65.2 GB%, 4th best among AL relief pitchers...Led all AL relievers with 12 ground ball double plays.

### 2016:

- Pitched 2.2 innings vs. LAA on April 18, and threw another 2.0 frames on April 21, going 2.0+ IP in consecutive appearances for the first time since 2014.
- Appeared in just nine games before undergoing season-ending surgery on his right hip for a labral tear on June 10.

### 2017:

- Had three stints on the disabled list.
- Made one appearance on April 4 vs. DET (1.0 IP, 2BB, 1K) before landing on the DL with a strained right lat from April 5-June 8...Allowed three runs in one inning of work in his return on June 9 at CLE.
- Struck out a career-best four batters on June 12 vs. BAL.
- Allowed a career-high five hits and five runs on June 28 vs. NYY (1.0 IP, 5H, 5ER, HR, K).
- Returned to the DL on June 29 for four weeks with a right elbow strain.
- Joined the Sox' bullpen again on July 27 and threw a scoreless inning vs. CHC (1H, 1K).
- Surrendered two homers in an outing for the 1st time in his career on Aug. 8 vs. HOU.
- Landed on the DL for a third time on September 5, again with a right elbow strain, and spent the rest of the season there.

### 2018:

- Signed with Toronto in February and stranded 24 of his 31 inherited runners across 41 games.
- Had his contract purchased from Triple-A Buffalo on May 4 and made his Blue Jays debut that night in Tampa Bay (1.1, 3H, 1ER, 2K).
- Picked up his 1st win in a Toronto uniform with 2.0 scoreless innings of relief on July 13 at BOS (2H, 1BB, 1K).
- Earned his 3rd win as a Blue Jay and the 10th of his career on Sept. 18 at BAL.
- Called up from Triple-A Buffalo on four occasions...Posted a 0.78 ERA over 23.0 innings for the Herd (1.09 WHIP).





# REID-FOLEY

## SEAN

54  
PITCHER

BIRTHDATE ..... August 30, 1995  
OPENING DAY AGE ..... 24  
BIRTHPLACE ..... Agana Heights, Guam  
RESIDENCE ..... Jacksonville Beach, FL  
TWITTER ..... @SReidFoley21

BATS/THROWS ..... R/R  
HEIGHT/WEIGHT ..... 6-3/230  
CONTRACT STATUS ..... signed thru 2020  
M.L. SERVICE ..... 0.086  
OPTIONS USED ..... 1 of 3

### PERSONAL:

- Sean Ian Reid-Foley.
- Brother of **David Reid-Foley**, a pitcher who played in the Dodgers' Minor League system from 2014-2016.
- Played on a Florida Travel Baseball team with teammates **Bo Bichette** and **Forrest Wall** in 2013.
- Attended Sandalwood High School in Jacksonville, FL...Went 7-3 with a 0.64 ERA, 120 strikeouts and 15 walks over 65.2 innings in his senior year.
- Rated by Baseball America as the Blue Jays' 11th-best prospect entering 2018...Rated as the team's 2nd-best pitching prospect by Major League Baseball...Prior to 2019, jumped to 8th among Toronto prospects by Baseball America and 9th by MLB.

### LAST SEASON:

- Made his 1st big-league start of the season on April 1 vs. BAL and lasted a career-low 2.0 innings while allowing 5R/3ER on four hits (1HR, 2BB, 3K).
- Optioned to Triple-A Buffalo on April 4.
- Recalled again on June 23 and made his 1st MLB relief appearance a night later at NYY with 2.0 scoreless IP (2H, 3BB, 2K).
- Used 67 pitches (42 strikes) to get through 5.1 innings in a start on June 28 vs. KC...Was his 2nd longest career outing (7.0 IP on Sept. 2, 2018 at MIA)...Allowed two runs on five hits with a walk and three strikeouts...His 50 strikeouts tied for 3rd most by a Blue Jays pitcher all-time through his first 10 career games (**Ricky Romero** - 54; **Marc Rzepczynski** - 51; **Trent Thornton** - 50).
- Made a relief appearance on July 2 vs. BOS and tossed 3.1 perfect innings (4K).
- Optioned on July 3 and was called up on July 30.
- Tossed 5.0 scoreless frames on July 30 at KC for his 1st win of 2019 (4H, 4BB, 4K).
- Gave up four runs (1ER) over 4.0 IP in a 6-5 loss on Aug. 4 at BAL (4H, 4BB, 2K).
- Earned his 1st career win at home on Aug. 9 vs. NYY as he allowed one run over 5.0 innings (5H, 1HR, 2BB, 5K).
- Lost his last start, on Aug. 14 vs. TEX, as he gave up three runs in 3.1 innings of work (4H, 3BB, 3K).
- Combined to go 2-2 with a 2.60 ERA (5 ER/17.1 IP) in his four starts after being recalled from Triple-A Buffalo on July 30.
- Took the L in his last MLB outing, on Aug. 20 at LAD, as he surrendered a season-high five runs in 1.2 innings of relief, the shortest outing of his career (2HR, 2BB, 2K).
- Optioned to Triple-A once more on Aug. 21.
- Held a 3-5 record with a 6.47 ERA (64 ER/89.0 IP) in 20 games (19 starts) for the Bisons (1.61 WHIP).

**Bold – career high; Red – league high**

Year	Club & League	W-L	ERA	G	GS	CG	ShO	SV	IP	H	R	ER	HR	HB	BB	IBB	SO	WP	BK	OBA
2014	GCL Blue Jays (GCL)	1-2	4.76	9	6	0	0	0	22.2	21	12	12	0	1	10	0	25	7	0	.244
2015	Lansing (MID)	3-5	3.69	17	17	0	0	0	63.1	57	33	26	3	5	43	0	90	7	0	.239
	Dunedin (FSL)	1-5	5.23	8	8	0	0	0	32.2	25	20	19	1	2	24	0	35	4	0	.210
2016	Lansing (MID)	4-3	2.95	11	11	0	0	0	58.0	43	22	19	2	1	22	0	59	3	0	.208
	Dunedin (FSL)	6-2	2.67	10	10	0	0	0	57.1	35	17	17	2	1	16	0	71	2	0	.172
2017	New Hampshire (EAS)	10-11	5.09	27	27	0	0	0	132.2	145	82	75	22	6	53	0	122	3	1	.278
2018	New Hampshire (EAS)	5-0	2.03	8	8	0	0	0	44.1	27	10	10	3	3	20	0	52	1	0	.174
	Buffalo (INT)	7-5	3.90	16	16	1	0	0	85.1	76	39	37	5	6	30	0	98	1	0	.235
	TORONTO (AL)	<b>2-4</b>	5.13	7	7	0	0	0	<b>33.1</b>	31	23	19	<b>6</b>	1	<b>21</b>	0	<b>42</b>	3	0	.244
2019	Buffalo (INT)	3-5	6.47	20	19	0	0	0	89.0	78	71	64	13	9	65	0	105	6	0	.232
	TORONTO (AL)	<b>2-4</b>	4.26	<b>9</b>	6	0	0	0	31.2	33	20	15	5	2	<b>21</b>	0	28	3	0	.262
<b>Minor Totals</b>		40-38	4.29	126	122	1	0	0	585.1	507	306	279	51	34	283	0	657	34	1	.232
<b>MAJOR TOTALS</b>		4-8	4.71	16	13	0	0	0	65.0	64	43	34	11	3	42	0	70	6	0	.253

### TRANSACTIONS

- Selected by the Toronto Blue Jays in the 2nd round of the 2014 First-Year Player Draft

BIOGRAPHIES

LAST SEASON

HISTORY

RECORDS

OPPONENTS

PLAYER DEV.

MEDIA & MISC.



## GAME HIGHS

<b>ML Debut</b>	August 13, 2018 at KC	<b>ER Allowed</b>	6 – 2x, last: Sept. 8, 2018 vs. CLE
<b>Innings Pitched:</b>		<b>HR Allowed</b>	3 – Aug. 18, 2018 at NYY
<b>Starter</b>	7.0 – Sept. 2, 2018 at MIA	<b>Low Hit CG</b>	None
<b>Reliever</b>	3.1 – July 2, 2019 vs. BOS	<b>Last Win</b>	Aug. 9, 2019 vs. NYY
<b>Walks:</b>		<b>Last Save</b>	None
<b>Starter</b>	5 – Sept. 8, 2018 vs. CLE	<b>Last CG</b>	None
<b>Reliever</b>	3 – June 24, 2019 at NYY	<b>Last ShO</b>	None
<b>Strikeouts:</b>		<b>Last Start</b>	Aug. 14, 2019 vs. TEX
<b>Starter</b>	10 – 2x, last: Sept. 15, 2018 at NYY	<b>Last Relief App.</b>	Aug. 20, 2019 at LAD
<b>Reliever</b>	4 – July 2, 2019 vs. BOS	<b>Longest Win Streak</b>	1G – 4x, last: Aug. 9, 2019
<b>Hits Allowed</b>	7 – Aug. 18, 2018 at NYY	<b>Longest Losing Streak</b>	2G – 3x, last: Aug. 14, 2019-current
		<b>Scoreless Innings Streak</b>	8.1 – July 2-30, 2019

## MILESTONES

Category	Date	Opponent	Notes
<b>Start</b>	1 Aug. 13, 2018	at Kansas City	L - 5.0 IP, 6H, 3ERR, 3BB, 3K
<b>Win</b>	1 Sept. 2, 2018	at Miami	as a starter - 7.0 IP, 4H, 1ER, 1BB, 10K
<b>10+ Strikeout Games (2)</b>			
	1 Sept. 2, 2018	at Miami	10 strikeouts
	2 Sept. 15, 2018	at New York (AL)	10 strikeouts

## PROFESSIONAL CAREER:

## MINORS:

- Started his pro career with 22.2 innings for the Gulf Coast League Blue Jays in 2014.
- Was assigned to Class-A Lansing to begin the 2015 season...Posted a 3.48 ERA in 15 starts before a promotion to Advanced-A Dunedin...Went 1-5 with a 5.23 ERA over eight starts for Dunedin before returning to Lansing for his final two starts of the year...Landed on the DL on Sept. 4 for the rest of the season.
- Started with Lansing again in 2016...Allowed just four earned runs over his first five starts (21.1IP, 1.66 ERA).
- Spent time on the DL from April 30-May 9, 2016...Landed there again from Aug. 14 until the end of the season.
- Struck out 10+ batters on three occasions in 2016, including a career-high 12-SO performance on June 16 at Clearwater (7.0 IP, 2H, OR, 3BB).
- Was named a Minor-League Second-Team All-Star by Baseball America following the 2016 season.
- Was assigned to Double-A New Hampshire for the entire 2017 season, the highest level of play in his career.
- Made a career-high 27 starts and set a new personal best with 132.2 innings pitched.
- Posted a career-high 5.09 ERA while issuing 53 walks, his most in any season.
- Did not win or lose more than two games in a row throughout that 2017 campaign.
- Tied a career high with 12 strikeouts on July 21, 2017 at Trenton (had 12 K's on June 16, 2016 for Dunedin).
- Earned 10 wins in 2017, reaching the 10-win plateau for the 2nd year in a row.

## 2018:

- Made eight starts for Double-A New Hampshire without allowing more than two runs in any outing to begin the year.
- Posted a 5-0 record with a 2.03 ERA for the Fisher Cats before a promotion to Triple-A Buffalo on May 24.
- Went 7-5 for the Bisons while putting up a 3.90 ERA over 15 starts.
- Threw 1st career complete game on June 10 at Columbus (7.0 IP, 3H, 1ER, 0BB, 9K).
- Earned IL Pitcher of the Week on July 23 after picking up two wins in two starts, allowing just one run on three hits while striking out 12 batters with three walks over 12.0 innings.
- Had his contract selected by Toronto on Aug. 13...Made his **MLB debut** that night in Kansas City...Took the loss, allowing six hits and three runs over 5.0 innings (1HR, 3BB, 3K)...Became the 28th pitcher in team history to go 5+ innings and allow three-or-fewer runs in his MLB debut...Was the 45th player in club history to make his MLB debut as a starting pitcher (last: **Ryan Borucki** on June 26, 2018 at HOU)...Became the 2nd player in born in Guam to play in an MLB game all-time...The only other player to do so was 3B **John Hattig**, who also made his MLB debut with the Toronto Blue Jays, on Aug. 19, 2006 at BAL...Along with **Danny Jansen**, formed the 1st starting battery mates in team history to debut at the same time...Marked the first such occasion in the AL since April 14, 1967, when **Billy Rohr** pitched and **Russ Gibson** caught for the Red Sox at Yankee Stadium (courtesy STATS).
- In his 2nd Major League start on Aug. 18 at NYY...Took the loss after throwing 4.1 innings and allowing seven hits and eight runs (6ER, 3HR, 3BB, 6K).
- Was optioned to Triple-A Buffalo on Aug. 20 and recalled on Sept. 1.
- Earned his 1st Major League win on Sept. 2 at MIA, after recording a season-high 10 strikeouts over 7.0 IP (4H, 1ER, 1BB)...His 10 strikeouts tied **Jerry Garvin** (April 14, 1977 vs. DET) for the most ever in a game by a Blue Jays pitcher within their first three MLB starts...The 10-SO effort also tied **J.A. Happ** (twice) for the most by a Blue Jay that season...It also made him the 9th rookie in team history to record a 10+ SO game.
- Recorded his 3rd loss while making his 1st career home start on Sept. 8 vs. CLE...Allowed six runs on five hits over 4.2 innings...Walked five batters for the first time since May 13 (with New Hampshire) while recording three strikeouts.
- Recorded his 2nd win and the 1st scoreless start of his career on Sept. 15 at NYY (5.0 IP, 2H, 4BB, 10K)...Recorded his first six outs on strikeouts, becoming the 6th pitcher in team history to do so...Finished the day with 10 strikeouts to match his personal best (also Sept. 2 at MIA)...Was one of two Blue Jays this season to hurl a 10-SO game, joining **J.A. Happ** who also did so twice...Became the 2nd Blue Jays rookie pitcher with multiple 10-SO games in the same season, joining **Scott Richmond** (2 in 2009)...Had 32 strikeouts in five starts, surpassing LHP **Marc Rzepczynski** (30) for most ever by a Blue Jay through their first five career starts.
- Threw 49 pitches (28 strikes) in his final start of the season on Sept. 26 vs. HOU...Gave up one run over 3.1 innings...Issued a walk and struck out five batters.
- Struck out 42 batters while up with Toronto, the most all-time by a Blue Jays pitcher in his first seven MLB games (2nd: **Marc Rzepczynski** - 37 in 2009).





# ROARK TANNER

14  
PITCHER

BIRTHDATE ..... October 5, 1986  
OPENING DAY AGE ..... 33  
BIRTHPLACE ..... Wilmington, IL  
RESIDENCE ..... Atlanta, GA  
TWITTER ..... NA

BATS/THROWS ..... R/R  
HEIGHT/WEIGHT ..... 6-2/238  
CONTRACT STATUS ..... signed thru 2021  
M.L. SERVICE ..... 6.055  
OPTIONS USED ..... 0 of 3

## PERSONAL:

- Tanner B. Roark...Pronounced RO-arc.
- Led Wilmington High School to Illinois state baseball championships in 2003 and 2005, and was First Team All-State from 2003-2005...Also played basketball and football as a junior, and in 2004 he was an All-State quarterback.
- Maored in sports management at the University of Illinois, where in 2007 he was a Second Team All-Big 10 selection...In two seasons at Illinois, he went a combined 12-2 with a 4.72 ERA in 22 starts and two relief appearances.
- Pitched for Team USA during its run to the 2017 World Baseball Classic gold medal...Started the tournament semifinal in what was a 2-1 victory vs. Japan at Dodger Stadium, allowing just two hits over 4.0 shutout innings.

## LAST SEASON:

- Made 31 starts and is now one of seven pitchers with 30+ starts in each of the last four seasons (Mike Leake, Jon Lester, Rick Porcello, Jose Quintana, Julio Teheran, Justin Verlander).
- Started the season with Cincinnati and went 6-7 with a 4.24 ERA in 21 starts for the Reds.
- Fanned a season-high nine batters over 5.0 shutout innings on May 26 at CHC.
- Traded to Oakland on July 31 along with cash considerations in exchange for OF Jameson Hannah.
- In 10 starts with the Athletics, put together a 4-3 record with a 4.58 ERA.
- Earned his 10th victory of the campaign on Sept. 10 at HOU...Marked his 4th 10+ win season.

### Bold – career high; Red – league high

Year	Club & League	W-L	ERA	G	GS	CG	ShO	SV	IP	H	R	ER	HR	HB	BB	IBB	SO	WP	BK	OBA
2008	AZL Rangers (AZL)	2-1	0.73	7	0	0	0	0	12.1	9	2	1	0	0	3	0	11	1	0	.209
	Bakersfield (CAL)	1-3	3.60	12	2	0	0	1	30.0	27	17	12	5	1	13	0	37	1	0	.237
2009	Bakersfield (CAL)	10-0	2.70	29	9	0	0	0	86.2	68	27	26	5	7	27	0	91	5	0	.217
	Frisco (TEX)	1-1	4.58	5	4	0	0	0	17.2	17	9	9	1	1	7	0	9	2	0	.262
2010	Frisco (TEX)	10-5	4.20	22	17	0	0	0	105.0	113	57	49	8	2	33	0	75	4	0	.276
	Harrisburg (EAS)	1-1	2.50	6	6	0	0	0	36.0	35	13	10	5	0	9	0	33	0	1	.254
2011	Harrisburg (EAS)	9-9	4.69	21	21	0	0	0	117.0	125	64	61	10	4	39	3	92	6	0	.277
2012	Syracuse (INT)	6-17	4.39	28	26	1	0	0	147.2	161	89	72	14	11	47	3	130	5	0	.281
2013	Syracuse (INT)	9-3	3.15	33	11	0	0	2	105.2	85	43	37	6	3	20	0	84	2	0	.217
	WASHINGTON (NL)	7-1	1.51	14	5	0	0	0	53.2	38	11	9	1	0	11	0	40	0	0	.202
2014	WASHINGTON (NL)	15-10	2.85	31	31	1	1	1	198.2	178	64	63	16	6	39	1	138	0	0	.239
2015	WASHINGTON (NL)	4-7	4.38	40	12	0	0	1	111.0	119	55	54	17	5	26	3	70	0	0	.279
	Potomac (CAR)	0-0	0.00	1	1	0	0	0	4.0	3	0	0	0	0	0	0	5	0	0	.214
	Harrisburg (EAS)	0-0	4.50	1	1	0	0	0	2.0	2	1	1	0	0	0	0	2	0	0	.286
2016	WASHINGTON (NL)	16-10	2.83	34	33	0	0	0	210.0	173	72	66	17	13	73	4	172	6	1	.228
2017	WASHINGTON (NL)	13-11	4.67	32	30	0	0	0	181.1	178	105	94	23	6	64	5	166	3	1	.254
2018	WASHINGTON (NL)	9-15	4.34	31	30	0	0	0	180.1	181	90	87	24	10	50	3	146	5	0	.262
2019	CINCINNATI (NL)	6-7	4.24	21	21	0	0	0	110.1	119	55	52	14	9	38	1	108	0	0	.273
	OAKLAND (AL)	4-3	4.58	10	10	0	0	0	55.0	61	29	28	14	4	13	0	50	3	0	.279
Minor Totals		49-40	3.77	165	98	1	0	3	664.0	645	322	278	54	29	198	6	569	26	1	.256
MAJOR TOTALS		74-64	3.71	213	172	1	1	1	1100.1	1047	481	453	126	53	314	17	890	17	2	.251

## DIVISION SERIES RECORD

Year	Club & Opp.	W-L	ERA	G	GS	CG	ShO	SV	IP	H	R	ER	HR	HB	BB	IBB	SO	WP	BK	OBA
2014	WSH vs. SF	0-1	3.38	2	0	0	0	0	2.2	3	1	1	1	0	0	0	3	0	0	.250
2016	WSH vs. LAD	0-0	4.15	1	1	0	0	0	4.1	7	2	2	1	1	3	1	1	0	0	.368
DIVISION SERIES TOTALS		0-1	3.86	3	1	0	0	0	7.0	10	3	3	2	1	3	1	4	0	0	.323

## WORLD BASEBALL CLASSIC RECORD

Year	Club	W-L	ERA	G	GS	CG	ShO	SV	IP	H	R	ER	HR	HB	BB	IBB	SO	WP	BK
2017	United States	0-0	5.06	2	1	0	0	0	5.1	5	3	3	1	0	3	0	1	1	0

## TRANSACTIONS

- Selected by the Texas Rangers in the 25th round of the 2008 First-Year Player Draft
- Traded to the Washington Nationals along with RHP Ryan Tatusko in exchange for 2B Cristian Guzman on July 31, 2010
- Traded to the Cincinnati Reds in exchange for RHP Tanner Rainey on December 12, 2018
- Traded to the Oakland Athletics along with cash considerations in exchange for OF Jameson Hannah on July 31, 2019
- Signed by the Toronto Blue Jays on December 18, 2019



## GAME HIGHS

<b>ML Debut</b>	Aug. 7, 2013 vs. ATL	<b>ER Allowed</b>	9 – July 3, 2018 vs. BOS
<b>Innings Pitched:</b>		<b>HR Allowed</b>	4 – Sept. 22, 2019 vs. TEX
<b>Starter</b>	9.0 – April 26, 2014 vs. SD	<b>Low Hit CG</b>	3 – April 26, 2014 vs. SD
<b>Reliever</b>	5.0 – July 8, 2017 vs. ATL	<b>Last Win</b>	Sept. 10, 2019 at HOU
<b>Walks:</b>		<b>Last Save</b>	May 4, 2015 vs. MIA
<b>Starter</b>	5 – 4x, last: May 31, 2018 at ATL	<b>Last CG</b>	April 26, 2014 vs. SD
<b>Reliever</b>	3 – Aug. 31, 2013 vs. NYM	<b>Last ShO</b>	April 26, 2014 vs. SD
<b>Strikeouts:</b>		<b>Last Start</b>	Sept. 29, 2019 at SEA
<b>Starter</b>	15 – April 23, 2016 vs. MIN	<b>Last Relief App.</b>	June 3, 2018 at ATL
<b>Reliever</b>	6 – Aug. 17, 2013 at ATL	<b>Longest Win Streak</b>	7G – Aug. 10-Sept. 17, 2013
<b>Hits Allowed</b>	13 – July 13, 2019 at COL	<b>Longest Losing Streak</b>	6G – June 12-July 13, 2018
		<b>Scoreless Innings Streak</b>	18.0 – April 16-26, 2016

## MILESTONES

Category	Date	Opponent	Notes
<b>Start</b>	1 Sept. 7, 2013	at Miami	W - 6.0 IP, 4H, 0ER, 0BB, 4K
<b>Win</b>	1 Aug. 10, 2013	Philadelphia	as a reliever - 2.0 IP, 0H, 0ER, 0BB, 0K
<b>ShO (3)</b>	1 April 26, 2014	San Diego	9.0 IP, 3H, 1BB, 8K
<b>10+ Strikeout Games</b>			
	1 June 6, 2014	at San Diego	11 strikeouts
	2 April 23, 2016	Minnesota	15 strikeouts
	3 July 22, 2017	at Arizona	11 strikeouts
	4 Sept. 1, 2017	at Milwaukee	10 strikeouts
	5 July 25, 2018	at Milwaukee	11 strikeouts
<b>Save</b>	1 May 4, 2015	Miami	1.0 IP, 1H, 2K

## PROFESSIONAL CAREER:

## 2013:

- In his 1st Major League season, went 7-1 with a 1.51 ERA in five starts and nine relief appearances.
- Became the 1st Nationals pitcher ever to win his first seven decisions in a single season.
- Threw at least 2.0 innings in seven of his nine relief appearances.
- Made his **MLB debut** with 2.0 scoreless innings of relief on Aug. 7 vs. ATL (1H, 0BB, 0K).
- Picked up his 1st win on Aug. 10 vs. PHI and recorded his 1st strikeout on Aug. 13 vs. SF (**Jeff Francoeur**).
- Surrendered his only home run in 53.2 innings of work during the season to **Carlos Beltran** on Sept. 23 at STL.
- Led the International League with a 0.99 WHIP while going 9-3 for Triple-A Syracuse.

## 2014:

- Ranked 5th among NL pitchers in opponents' OPS (.632), 7th in opponents' OBP (.281), 8th in WHIP (1.09), 8th in fewest base runners per 9.0 innings (10.10), 8th in fewest walks per 9.0 innings (1.77) and T-8th in wins (15).
- Turned in his 1st career shutout on April 26 vs. SD (9.0 IP, 3H, 1BB, 8K).
- In a 2-0 win on Sept. 16 at ATL, threw 7.0 scoreless innings as the Nationals clinched the National League East Division championship.
- Pitched in relief twice during the NLDS vs. the Giants, allowing one run over 2.2 innings (3H, 0BB, 3K).

## 2015:

- Spent the majority of the season in the bullpen and did not allow a run in 17 of his 28 relief appearances.
- Made 12 starts over the course of the campaign, going 3-4 with a 4.82 ERA (35 ER/65.1 IP) in those outings.
- Earned his only career save in a 6-4 Nationals win on May 4 vs. MIA.

## 2016:

- Returned to the starting rotation and ranked T-5th among NL pitching leaders in wins (16), 6th in ERA (2.83), 6th in home runs per 9.0 innings (0.73) and 9th in hits per 9.0 innings (7.41).
- Led NL right-handed pitchers with a .302 opponents' slugging percentage while ranking 6th with a .214 opponents' batting average.
- Threw at least 7.0 shutout innings on nine occasions, the most of any Major League pitcher, and threw at least 7.0 innings overall 18 times, 3rd most in the NL (**Max Scherzer** - 20, **Johnny Cueto** - 19).
- Started seven of the Nationals' 12 team shutouts.
- Kept a .214/.315/.302 line against left-handed hitters.
- Strung together a career-best 18.0 scoreless innings streak from April 16-26.
- Recorded a career-high 15 strikeouts on April 23 vs. MIN, which was the 3rd most in a game in Nationals history at the time, as he tossed 7.0 shutout innings (2H, 3BB).
- Started Game 2 of the National League Division Series vs. the Dodgers and received no-decision in the 5-2 Nationals win (4.1 IP, 7H, 2ER, 3BB, 1K).

## 2017:

- Recorded two 10+ strikeout games (11 on July 22 at ARI and 10 on Sept. 1 at MIL) after entering the season with just two for his career.
- Went 6-6 with a 5.27 ERA in 18 games (17 starts) prior to the All-Star break.
- Post-All-Star break, put up a 7-5 record with a 3.90 ERA in 14 games (13 starts).

## 2018:

- Among NL pitchers, ranked T-5th in GIDP induced (18), 7th in starts of at least 7.0 innings (11) and 12th in quality starts (17).
- Did not issue a walk in 27.2 innings over seven starts from Aug. 16-Sept. 16.
- In his first 10 starts of the season, posted a 3.17 ERA and .198 opponents' batting average, but Nationals batters produced just 25 runs of support...In his 11 starts after the All-Star break, went 6-3 with a 3.43 ERA (25 ER/65.2 IP).





# ROMANO JORDAN

68  
PITCHER

BIRTHDATE ..... April 21, 1993  
OPENING DAY AGE ..... 26  
BIRTHPLACE ..... Markham, ON  
RESIDENCE ..... Markham, ON  
TWITTER ..... @Gordondemand

BATS/THROWS ..... R/R  
HEIGHT/WEIGHT ..... 6-5/225  
CONTRACT STATUS ..... signed thru 2020  
M.L. SERVICE ..... 0.051  
OPTIONS USED ..... 1 of 3

## PERSONAL:

- Jordan R. Romano.
- Went to high school at Father Michael McGivney Catholic Academy in Markham, Ontario.
- Attended Connors State College in Warner, Oklahoma, in 2013 and went 4-3 with a 4.74 ERA (46BB/53K).
- Pitched at Oral Roberts University in Tulsa, Oklahoma, in 2014 and held a 3-4 record and a 2.66 ERA (17BB/49K).
- Played for Team Italy in the 2017 World Baseball Classic...Appeared in two games and earned the win against Mexico with a scoreless 9th inning (0H, 0BB, 2K) as his teammates plated five runs in the bottom of the frame for a 10-9 victory.

## LAST SEASON:

- Taken in the Rule 5 Draft by the White Sox on Dec. 13, 2018 (3rd overall pick) and was traded to the Rangers for cash... Was returned to Toronto on March 23, 2019.
- Made his **MLB debut** on June 12 at BAL...Became the 28th Canadian-born player to play for Toronto (11th ON-born) and the 13th to make his MLB debut with the Jays...Retired all three hitters in a 1-2-3 7th inning...Fanned **Pedro Severino** and **Rio Ruiz** to become the 8th player in team history to strike out his first two career batters faced.
- Pitched 1.2 innings on June 21 at BOS and recorded all five outs via a personal-best five K's.
- Optioned on June 23...Recalled again on Aug. 22.
- Finished the big-league part of his campaign with 21 strikeouts in 15.1 innings for a 12.33 SO/9.
- Went 2-2 with a 5.73 ERA in 24 games (three starts) for Triple-A Buffalo (37.2 IP, 24 ER, 14BB, 53K).

**Bold – career high; Red – league high**

Year	Club & League	W-L	ERA	G	GS	CG	ShO	SV	IP	H	R	ER	HR	HB	BB	IBB	SO	WP	BK	OPA
2014	GCL Blue Jays (GCL)	0-0	0.00	2	0	0	0	0	3.0	2	0	0	0	0	4	0	1	0	0	.182
	Bluefield (APP)	1-1	2.16	11	0	0	0	0	25.0	19	7	6	0	2	9	0	33	3	1	.209
2015									Did not play due to injury											
2016	Lansing (MID)	3-2	2.11	15	14	1	0	0	72.2	49	24	17	3	5	27	0	72	4	1	.191
2017	Dunedin (FSL)	7-5	3.39	28	26	0	0	0	138.0	141	65	52	2	14	54	0	138	10	4	.263
2018	New Hampshire (EAS)	11-8	4.13	25	25	0	0	0	137.1	122	80	63	15	7	41	0	125	2	2	.237
	Buffalo (INT)	1-0	3.60	1	1	0	0	0	5.0	4	2	2	0	0	4	0	3	0	1	.222
2019	GCL Blue Jays (GCL)	0-0	0.00	1	0	0	0	0	1.0	0	0	0	0	0	0	0	0	0	0	.000
	Buffalo (INT)	2-2	5.73	24	3	0	0	5	37.2	37	26	24	8	4	14	0	53	2	0	.252
	TORONTO (AL)	0-2	7.63	17	0	0	0	0	15.1	17	14	13	4	4	9	0	21	0	0	.274
<b>Minor Totals</b>		25-18	3.52	107	69	1	0	5	419.2	374	204	164	28	32	153	0	425	21	9	.237
<b>MAJOR TOTALS</b>		0-2	7.63	17	0	0	0	0	15.1	17	14	13	4	4	9	0	21	0	0	.274

## WORLD BASEBALL CLASSIC RECORD

Year	Club	W-L	ERA	G	GS	CG	ShO	SV	IP	H	R	ER	HR	HB	BB	IBB	SO	WP	BK
2017	Italy	1-0	16.20	2	0	0	0	0	1.2	2	3	3	1	1	2	0	4	0	0

## TRANSACTIONS

- Selected by the Toronto Blue Jays in the 10th round of the 2014 First-Year Player Draft
- Selected by the Chicago White Sox in the 1st round (3rd overall) of the 2018 Rule 5 Draft
- Traded to the Texas Rangers in exchange for cash considerations on December 13, 2018
- Returned to the Toronto Blue Jays on March 23, 2019

## GAME HIGHS

<b>ML Debut</b>	June 12, 2019 at BAL	<b>ER Allowed</b>	2 – 3x, last: Sept. 29, 2019 vs. TB
<b>Innings Pitched:</b>		<b>HR Allowed</b>	1 – 4x, last: Sept. 23, 2019 vs. BAL
<b>Starter</b>	None	<b>Low Hit CG</b>	None
<b>Reliever</b>	2.0 – Sept. 23, 2019 vs. BAL	<b>Last Win</b>	None
<b>Walks:</b>		<b>Last Save</b>	None
<b>Starter</b>	None	<b>Last CG</b>	None
<b>Reliever</b>	2 – Aug. 24, 2019 at SEA	<b>Last ShO</b>	None
<b>Strikeouts:</b>		<b>Last Start</b>	None
<b>Starter</b>	None	<b>Last Relief App.</b>	Sept. 29, 2019 vs. TB
<b>Reliever</b>	5 – June 21, 2019 at BOS	<b>Longest Win Streak</b>	None
<b>Hits Allowed</b>	3 – 3x, last: Sept. 29, 2019 vs. TB	<b>Longest Losing Streak</b>	2G – June 21, 2019-current
		<b>Scoreless Innings Streak</b>	2.2 – June 12-19, 2019





## PROFESSIONAL CAREER:

### MINORS:

- Signed with the Blue Jays on June 12, 2014 and was assigned to the GCL Blue Jays...After two games in the Gulf Coast League, was assigned to Rookie-level Bluefield where he struck out 33 batters over 25.0 innings while allowing only six earned runs (2.16 ERA).
- Missed the entire 2015 campaign due to Tommy John surgery.
- Played exclusively for Class-A Lansing in 2016, starting 14 of 15 games.
- Started the season with back-to-back one-run, seven-strikeout performances, the first of which was his 1st professional complete game in his return from Tommy John surgery on June 13 vs. Great Lakes (7.0 IP, 2H, 0BB, 7K).
- Recorded his 1st 10-strikeout game with 10 punch-outs over six innings on Aug. 24 at Dayton.
- Made two brief stints on the DL over the course of the season: July 15-23 and Aug. 27-Sept. 3.
- Went 3-2 with a 2.11 ERA over 72.2 innings...Limited opponents to a .191 batting average while recording 72 strikeouts.
- Was assigned to Advanced-A Dunedin in 2017 where he spent the entire season.
- Made 26 starts and appeared twice as a reliever.
- Set career highs in wins (7), innings pitched (138.0), hits (141) and runs (65) allowed, walks (54) and strikeouts (138).
- Ranked 2nd in the Florida State League in strikeouts, T-2nd in starts and 3rd in ERA (3.39)...Ranked 5th in innings pitched but surrendered just two homers, the fewest of any pitcher ranked in the top-40 in innings pitched.
- Went 5-1 at home with a 2.33 ERA (2-4 on the road, 4.75 ERA).
- In his only postseason start, hurled 6.2 innings of one-run ball to earn the win against the Tampa Yankees on Sept. 6.
- Was named an Organizational All-Star by MiLB.com at the end of the year.
- Went 11-8 with a 4.13 ERA over 25 starts for Double-A New Hampshire in 2018.
- Named a Mid-Season All-Star and a Post-Season All-Star.
- Earned Eastern League Pitcher of the Week on June 22, going 1-0 over two starts while allowing two runs over 14.2 innings of work with eight hits, one walk and 12 strikeouts.
- Called up to Buffalo for his 1st career Triple-A start on May 27, 2018 and earned the win at Rochester (5.0 IP, 4H, 2ER, 4BB, 3K)...After the game, was returned to New Hampshire where he remained for the rest of the season.
- Made two starts for the Fisher Cats in the 2018 postseason, combining to go 1-0 with a 2.70 ERA (3 ER/10.0 IP, 1BB, 7K) en route to an Eastern League Championship.

## CANADIANS IN THE SYSTEM

28 Canadian-born players have worn the Blue Jays uniform in the history of the franchise.

NAME	POS.	HOMETOWN	YEAR(S)
Dave McKay	INF	Vancouver, BC	1977-1979
Paul Hodgson	OF	Fredericton, NB	1980
Rob Ducey	OF	Cambridge, ON	1987-1992; 2000
Denis Boucher	LHP	Lachine, QC	1991
Vince Horsman	LHP	Dartmouth, NS	1991
Rob Butler	OF	Toronto, ON	1993-1994; 1999
Paul Spoljaric	LHP	Kelowna, BC	1994; 1996-1997; 1999
Paul Quantrill	RHP	Cobourg, ON	1996-2001
Rich Butler	OF	Toronto, ON	1997
Steve Sinclair	LHP	Victoria, BC	1998-1999
Simon Pond	OF	North Vancouver, BC	2004
Corey Koskie	INF	Anola, MB	2005
Matt Stairs	INF/OF	St. John, NB	2007-2008
Scott Richmond	RHP	North Vancouver, BC	2008-2009; 2011-2012
Shawn Hill	RHP	Mississauga, ON	2010; 2012
Brett Lawrie	INF	Langley, BC	2011-2014
Adam Loewen	OF	Vancouver, BC	2011
Mike Nickeas	C	Vancouver, BC	2013
Dalton Pompey	OF	Mississauga, ON	2014-2018
George Kottaras	C	Scarborough, ON	2014
Russell Martin	C	East York, ON	2015-2018
Michael Saunders	OF	Victoria, BC	2015-2016; 2017
Jeff Francis	LHP	Vancouver, BC	2015
Andrew Albers	LHP	North Battleford, SK	2015
Scott Diamond	LHP	Guelph, ON	2016
John Axford	RHP	Simcoe, ON	2018
Vladimir Guerrero Jr.	INF	Montreal, QC	2019-
Jordan Romano	RHP	Markham, ON	2019-





# RYU HYUN JIN

99  
PITCHER

BIRTHDATE ..... March 25, 1987  
OPENING DAY AGE ..... 33  
BIRTHPLACE ..... Incheon, South Korea  
RESIDENCE ..... Incheon, South Korea  
TWITTER ..... @HyunJinRyu99

BATS/THROWS ..... R/L  
HEIGHT/WEIGHT ..... 6-3/255  
CONTRACT STATUS ..... signed thru 2023  
M.L. SERVICE ..... 7.000  
OPTIONS USED ..... 0 of 3

## PERSONAL:

- Hyun Jin Ryu...Pronounced He-yun Jin Ree-yoo.
- Resides in Incheon, South Korea, with his wife, Ji-Hyun Bae.
- Is naturally right-handed, but learned to throw left as a child.
- Received the Cultural Achievement Award from the Asia Society Korea Center for his contribution to US-Korea relations and mutual goodwill through sports in 2013.
- Appointed as an honorary ambassador for the 2018 PyeongChang Olympic and Paralympic Winter Games.
- Has a charity foundation in Korea, the HJ99 Foundation, which helps underprivileged youth play baseball...Released two pop singles in Korea with stars Hyuna and G.N.A with the proceeds going to his foundation.
- Joined other prominent public figures in delivering a speech at the 2014 Samsung "Passion Talk" series, which aims to provide guidance and advice to youngsters.
- Signed by Los Angeles on December 12, 2012 after his posting by the Hanwha Eagles of the Korea Baseball Organization.
- His No. 99 is the highest number ever worn by a Blue Jay, surpassing the 88 worn by **Rene Gonzales** in 1991.
- His 54 regular-season wins entering 2020 are tied with **Byung-Hyun Kim** for 2nd most all-time by a South Korean-born pitcher, trailing **Chan Ho Park** (124).

## LAST SEASON:

- Led all Major League pitchers with a 2.32 ERA and finished 2nd in NL Cy Young voting.
- His 1.18 BB/9 clip led the Majors while his 6.79 SO/BB rate was tied for 3rd best and his 1.01 WHIP sat 6th.
- Set a career mark with 163 strikeouts while tying a personal best with 14 wins.
- Ranked 2nd among NL pitchers in SO/BB ratio (6.79), 2nd in HR/9 (0.84), 3rd in WHIP (1.01) and 3rd in base runners allowed per 9.0 IP (9.26)...Also ranked 3rd in the NL in opponents' OBP (.263), 5th in OPS (.622) and 7th in SLG (.359).
- Kept left-handed hitters to a .199 batting average (34-for-171) while righties hit .245 (126-for-514).
- In 14 starts at Dodger Stadium, went 10-1 with a 1.93 ERA (20 ER/93.1 IP), striking out 94 batters against 15 walks while posting a 0.94 WHIP and holding opponents to a .214/.251/.326 slash line...Led Major League starters in home ERA and ranked 4th among NL pitchers in home SO/BB ratio (6.27), 5th in BB/9 (1.45) and 7th in WHIP (0.94).
- Went 4-4 with a 2.72 ERA (27 ER/89.1 IP) in 15 road starts, striking out 69 batters while posting a 1.07 WHIP.
- Threw a complete-game shutout on May 7 vs. ATL, the 2nd of his career (May 28, 2013 vs. LAA) and the first complete-game shutout by a Dodger since **Clayton Kershaw** on May 23, 2016 vs. CIN.
- Recorded a 32.0 scoreless inning streak from May 1-25, the longest in MLB in 2019.
- Was named NL Pitcher of the Month for May, posting a 5-0 record and a 0.59 ERA (3 ER/45.2 IP) in six starts.
- Put together a career-best seven-game winning streak from April 26-June 4, boasting a 0.75 ERA (5 ER/59.2 IP) with 48 strikeouts and just three walks in eight starts during that span.
- Was selected to his 1st All-Star Game after going 10-2 with a 1.73 ERA (21 ER/109.0 IP) and a 0.91 WHIP in 17 first-half starts...Was named the National League starter by Manager **Dave Roberts**, becoming the 1st South Korean-born pitcher to get the nod during the Mid-Summer Classic.
- Hit his 1st career home run on Sept. 22 vs. COL, a solo shot off of **Antonio Senzatala** in the 5th inning...Also laid down 12 sacrifice hits throughout the season, tied for 3rd most in the Majors.
- Allowed three earned runs in 21.0 innings of work across his three final starts, limiting opponents to a .176 average while posting a 0.62 WHIP.
- Earned the win in his only postseason start, a Game 3 NLDS 10-4 victory in Washington (5.0 IP, 4H, 2ER, 2BB, 3K).

**Bold - career high; Red - league high**

Year	Club & League	W-L	ERA	G	GS	CG	ShO	SV	IP	H	R	ER	HR	HB	BB	IBB	SO	WP	BK	OBA
2006	Hanwha (KBO)	18-6	2.23	30	28	6	1	1	201.2	159	57	50	11	2	52	3	204	6	0	-
2007	Hanwha (KBO)	17-7	2.94	30	30	6	1	0	211.0	195	74	69	15	3	68	4	178	6	0	-
2008	Hanwha (KBO)	14-7	3.31	26	26	2	1	0	165.2	144	66	61	12	1	67	2	143	5	0	-
2009	Hanwha (KBO)	13-12	3.57	28	27	4	2	0	189.1	180	80	75	19	2	67	3	188	4	1	-
2010	Hanwha (KBO)	16-4	1.82	25	25	5	3	0	192.2	149	42	39	11	9	45	2	187	6	1	-
2011	Hanwha (KBO)	11-7	3.36	24	17	3	0	0	126.0	101	54	47	12	1	38	0	128	6	0	-
2012	Hanwha (KBO)	9-9	2.66	27	27	1	0	0	182.2	153	58	54	12	5	46	6	210	3	1	-
2013	LOS ANGELES (NL)	<b>14-8</b>	<b>3.00</b>	<b>30</b>	<b>30</b>	<b>2</b>	<b>1</b>	0	<b>192.0</b>	182	67	64	15	1	<b>49</b>	4	154	5	0	.252
2014	LOS ANGELES (NL)	<b>14-7</b>	<b>3.38</b>	<b>26</b>	<b>26</b>	0	0	0	152.0	152	60	57	8	3	29	2	139	2	0	.257
2015									Did not play due to injury											
2016	Rancho Cucamonga (CAL)	1-1	2.00	5	5	0	0	0	18.0	15	7	4	2	0	1	0	14	0	0	.214
	Oklahoma City (PCL)	0-1	8.38	3	3	0	0	0	9.2	17	9	9	2	0	0	0	9	2	0	.378
	LOS ANGELES (NL)	0-1	11.57	1	1	0	0	0	4.2	8	6	6	1	0	2	1	4	0	0	.364
2017	LOS ANGELES (NL)	<b>5-9</b>	3.77	25	24	0	0	1	126.2	128	58	53	<b>22</b>	4	45	3	116	4	1	.263
2018	Rancho Cucamonga (CAL)	0-0	0.00	1	1	0	0	0	4.0	2	0	0	0	0	0	0	4	0	0	.154
	Oklahoma City (PCL)	0-1	1.80	1	1	0	0	0	5.0	5	1	1	0	0	0	0	3	0	0	.250
	LOS ANGELES (NL)	7-3	1.97	15	15	0	0	0	82.1	68	23	18	9	1	15	1	89	0	0	.221
2019	LOS ANGELES (NL)	<b>14-5</b>	<b>2.32</b>	29	29	1	<b>1</b>	0	182.2	160	53	47	17	4	24	2	<b>163</b>	0	0	.234
<b>Minor Totals</b>		1-3	3.44	10	10	0	0	0	36.2	39	17	14	4	0	1	0	30	2	0	.264
<b>MAJOR TOTALS</b>		54-33	2.98	126	125	3	2	1	740.1	698	267	245	72	13	164	13	665	11	1	.248



## DIVISION SERIES RECORD

Year	Club & League	W-L	ERA	G	GS	CG	ShO	SV	IP	H	R	ER	HR	HB	BB	IBB	SO	WP	BK	OBA
2013	LAD vs. ATL	0-0	12.00	1	1	0	0	0	3.0	6	4	4	0	0	1	0	1	0	0	.400
2014	LAD vs. STL	0-0	1.50	1	1	0	0	0	6.0	5	1	1	1	0	1	0	4	0	0	.227
2018	LAD vs. ATL	1-0	0.00	1	1	0	0	0	7.0	4	0	0	0	0	0	0	8	0	0	.160
2019	LAD vs. WAS	1-0	3.60	1	1	0	0	0	5.0	4	2	2	1	0	2	1	3	0	0	.222
<b>TOTALS</b>		2-0	3.00	4	4	0	0	0	21.0	19	7	7	2	0	4	1	16	0	0	.238

## CHAMPIONSHIP SERIES RECORD

Year	Club & League	W-L	ERA	G	GS	CG	ShO	SV	IP	H	R	ER	HR	HB	BB	IBB	SO	WP	BK	OBA
2013	LAD vs. STL	1-0	0.00	1	1	0	0	0	7.0	3	0	0	0	0	1	0	4	0	0	.130
2018	LAD vs. MIL	1-0	8.59	2	2	0	0	0	7.1	13	7	7	1	0	2	1	7	0	0	.371
<b>TOTALS</b>		1-1	4.40	3	3	0	0	0	14.1	16	7	7	1	0	3	1	11	0	0	.276

## WORLD SERIES RECORD

Year	Club & League	W-L	ERA	G	GS	CG	ShO	SV	IP	H	R	ER	HR	HB	BB	IBB	SO	WP	BK	OBA
2018	LAD vs. BOS	0-1	7.71	1	1	0	0	0	4.2	6	4	4	0	0	1	0	5	0	0	.316

## TRANSACTIONS

- Signed by the Los Angeles Dodgers on December 12, 2012
- On disabled list (left shoulder inflammation) from April 28-May 20, 2014
- On disabled list (right hip strain) from August 14-30, 2014
- On disabled list (left shoulder surgery) on March 27, 2015 for the remainder of the season
- On disabled list (recovery from left shoulder surgery) from April 3-July 6, 2016
- On disabled list (left elbow tendinitis) on July 9, 2016 for the remainder of the season
- On disabled list (left hip contusion) from May 1-10, 2017
- On disabled list (left foot contusion) July 4-23, 2017
- On disabled list (left groin strain) from May 3-August 14, 2018
- Re-signed by the Los Angeles Dodgers on November 14, 2018
- On injured list (left groin strain) from April 9-19, 2019
- On injured list (neck soreness) from August 1-10, 2019
- Signed by the Toronto Blue Jays on December 27, 2019

## GAME HIGHS

<b>ML Debut</b>	April 2, 2013 vs. SF	<b>ER Allowed</b>	7 – 4x, last: Aug. 29, 2019 at ARI
<b>Innings Pitched:</b>		<b>HR Allowed</b>	3 – 6x, last: Aug. 23, 2019 vs. NYY
<b>Starter</b>	9.0 – 2x, last: May 7, 2019 vs. ATL	<b>Low Hit CG</b>	2 – 2x, last: Sept. 16, 2013 at ARI
<b>Reliever</b>	4.0 – May 25, 2017 vs. STL	<b>Last Win</b>	Sept. 28, 2019 at SF
<b>Walks:</b>		<b>Last Save</b>	May 25, 2017 vs. STL
<b>Starter</b>	6 – May 11, 2017 at COL	<b>Last CG</b>	May 7, 2019 vs. ATL
<b>Reliever</b>	1 – May 25, 2017 vs. STL	<b>Last ShO</b>	May 7, 2019 vs. ATL
<b>Strikeouts:</b>		<b>Last Start</b>	Sept. 28, 2019 at SF
<b>Starter</b>	12 – April 30, 2013 vs. COL	<b>Last Relief App.</b>	May 25, 2017 vs. STL
<b>Reliever</b>	2 – May 25, 2017 vs. STL	<b>Longest Win Streak</b>	7G – April 26-June 4, 2019
<b>Hits Allowed</b>	11 – 3x, last: Aug. 26, 2018 vs. SD	<b>Longest Losing Streak</b>	6G – Sept. 12, 2014-April 24, 2017
		<b>Scoreless Innings Streak</b>	32.0 – May 1-25, 2019

## MILESTONES

Category	Date	Opponent	Notes
<b>Start</b>	1 April 2, 2013	San Francisco	L - 6.1 IP, 10H, 3R, 1ER, 0HR, 0BB, 5K
<b>Win</b>	1 April 7, 2013	Pittsburgh	6.1 IP, 3H, 2ER, 1HR, 2BB, 6K
<b>ShO</b>	1 May 28, 2013	Los Angeles (AL)	9.0 IP, 2H, 0BB, 7K
	2 May 7, 2019	Atlanta	9.0 IP, 4H, 0BB, 6K
<b>10+ Strikeout Games</b>			
	1 April 30, 2013	Colorado	12 strikeouts
	2 July 13, 2014	San Diego	10 strikeouts
	3 April 26, 2019	Pittsburgh	10 strikeouts
<b>Save</b>	1 May 25, 2017	St. Louis	4.0 IP, 2H, 0ER, 1BB, 2K



## PROFESSIONAL CAREER:

### 2013:

- Went 14-8 with a 3.00 ERA in 30 starts during his 1st MLB campaign.
- Named to Baseball America's 2013 All-Rookie Team...Among Major League rookies, ranked 1st in innings pitched (192.0), 2nd in ERA (3.00), T-2nd in wins (14), T-3rd in winning percentage (.636), T-3rd in starts (30) and 4th in strikeouts (154).
- His 14 wins tied for 3rd most by a Los Angeles rookie all-time.
- Made his **MLB debut** on April 2 vs. SF, allowing three runs (one earned) in 6.1 innings while taking a 3-0 loss.
- Picked up his 1st win in his 2nd start on April 7 vs. PIT with 6.1 innings of two-run ball in the Dodgers' 6-2 victory.
- Tossed the 1st shutout of his career on May 28 vs. LAA, allowing just two hits while striking out seven batters for a 3-0 win.
- Won six consecutive decisions from July 5-Aug. 13, going 6-0 with a 3.12 ERA (15 ER/43.1 IP) in seven starts.
- Made two postseason starts and became the first-ever Korea-born pitcher to start a playoff game, going 1-0 with a 3.60 ERA (4 ER/10.0 IP).

### 2014:

- Posted his second consecutive 14-win season, going 14-7 with a 3.38 ERA in 26 starts.
- Posted a 4.79 SO/BB ratio to rank 7th in the NL, striking out 139 while walking only 29 in 152.0 innings...Averaged 1.72 BB/9, also the seventh-best mark in the NL.
- Made his season debut on March 23 against the D-backs in Australia and picked up the win, allowing just two hits in 5.0 scoreless innings...Also started the Dodgers' North American opener on March 30 at SD, and then the club's home opener on April 4 vs. SF.
- Placed on the DL from April 28-May 21 with left shoulder inflammation and again from Aug. 14-30 with a right hip strain... Did not make another regular season start following his Sept. 12 outing at SF due to left shoulder irritation.
- Started Game 3 of the NLDS at STL, allowing just one run on five hits in 6.0 innings while landing a no-decision in a 3-1 loss (1BB, 4K).

### 2015:

- Developed shoulder discomfort in spring training that eventually led to season-ending labral repair surgery on May 21, which was performed by Dr. Neal ElAttrache.

### 2016:

- Began the season on the DL following his recovery from left shoulder surgery and was reinstated on July 7 to make his first start since Sept. 12, 2014...Allowed six runs on eight hits in 4.2 innings and recorded the loss against the Padres.
- Returned to the DL on July 19 and missed the rest of the season with elbow tendonitis.
- Went a combined 1-2 with a 4.23 ERA (13 ER/27.2 IP) in eight rehab starts for Single-A Rancho Cucamonga and Triple-A Oklahoma City.

### 2017:

- In his first full season since 2014 after recovering from shoulder surgery (2015-2016) and elbow tendonitis (2016), he went 5-9 with one save and posted a 3.77 ERA in 25 games (24 starts).
- Struck out 116 batters and issued 45 walks in 126.2 innings.
- Made his 1st career relief appearance on May 25 against the Cardinals and collected his 1st career save after tossing 4.0 scoreless innings of relief with two strikeouts...Became the 2nd Dodger to record a save in his 1st career relief appearance, joining **Charlie Hough** who did so on August 12, 1970 at PIT.
- Pitched well following the All-Star break, going 2-3 with a 3.17 ERA (19 ER/54.0 IP) and holding hitters to a .240 average... Ranked 10th in ERA among NL starting pitchers over that stretch (min. 50.0 IP).
- Had two stints on the 10-day disabled list: from May 1-11 with a left hip contusion and again from July 1-24 with a left foot contusion.

### 2018:

- Despite missing 90 games on the disabled list with a left groin strain, managed a 7-3 record and a 1.97 ERA in 15 starts... His 1.97 ERA ranked 3rd among Major League starters (min. 15 starts).
- Held opposing hitters to a career-best .221 average, including a .213 mark against righties.
- In nine home games, posted a 5-2 record and a 1.15 ERA (7 ER/54.2 IP) while limiting the opposition to a .212 batting average...Led MLB in home ERA (min. 50.0 IP).
- Went 5-0 with a 1.83 ERA (11 ER/54.1 IP) in 10 starts against NL West opponents.
- Among NL pitchers with at least 15 starts, ranked 2nd in SO/BB ratio (5.93), 5th in WHIP (1.01) and 5th in opponents' on-base percentage (.260).
- In two rehab starts with Single-A Rancho Cucamonga and Triple-A Oklahoma City, went 0-1 with a 1.00 ERA (1 ER/9.0 IP).
- Batted .269 (7-for-26), which set career high and ranked 4th among all pitchers with at least 25 at-bats.
- Made four postseason starts, going 1-2 with a 5.21 ERA (11 ER/19.0 IP) while striking out 20 batters and walking three.





NON-ROSTER

# RZEPCHYNSKI

## MARC

00  
PITCHER

BIRTHDATE ..... August 29, 1985  
OPENING DAY AGE ..... 35  
BIRTHPLACE ..... Oak Lawn, IL  
RESIDENCE ..... Phoenix, AZ  
TWITTER ..... NA

BATS/THROWS ..... L/L  
HEIGHT/WEIGHT ..... 6-2/220  
CONTRACT STATUS ..... signed thru 2020  
M.L. SERVICE ..... 8.047  
OPTIONS USED ..... 2 of 3

### PERSONAL:

- Marc Walter Rzepczynski...Pronounced zep-CHIN-skee.
- Nicknamed "Scrabble", "Zep" and "Zip"...Was given the moniker "Scrabble" due to the complex array of consonants in his 11-letter name...Called "Zip" by a high school coach.
- He and his wife, Lindzey, are animal shelter volunteers and foster small and senior dogs awaiting adoption...The Rzepczynski family consists of 2 Chihuahuas adopted as seniors, Stella Bean and Penelope Bleu...Supports Remember me Thursday® via Helen Woodward Animal Center, along with Petit Pet Projects, and Chi Town.

### LAST SEASON:

- Spent the entire season with the Triple-A Reno Aces.
- Made 45 appearances and struck out 36 batters across 44.2 innings.

**Bold – career high; Red – league high**

Year	Club & League	W-L	ERA	G	GS	CG	ShO	SV	IP	H	R	ER	HR	HB	BB	IBB	SO	WP	BK	OBA
2007	Auburn (NYP)	5-0	2.76	11	7	0	0	0	45.2	33	21	14	2	1	17	0	49	0	0	.201
2008	Lansing (MID)	7-6	2.83	22	22	0	0	0	121.0	100	41	38	2	8	42	1	124	11	0	.230
2009	New Hampshire (EAS)	7-5	2.93	14	14	0	0	0	76.2	80	38	25	1	4	36	1	88	1	0	.266
	Las Vegas (PCL)	2-0	0.79	2	2	0	0	0	11.1	7	1	1	0	0	4	0	16	1	0	.171
	TORONTO (AL)	2-4	3.67	11	11	0	0	0	61.1	51	27	25	7	1	<b>30</b>	0	60	4	1	.225
2010	Las Vegas (PCL)	5-5	6.04	12	12	0	0	0	67.0	81	49	45	10	4	27	0	61	3	1	.301
	TORONTO (AL)	<b>4-4</b>	4.95	14	<b>12</b>	0	0	0	<b>63.2</b>	72	37	35	<b>8</b>	<b>5</b>	<b>30</b>	1	57	4	1	.289
2011	TORONTO (AL)	<b>2-3</b>	2.97	43	0	0	0	0	39.1	28	16	13	2	3	15	0	<b>33</b>	5	0	.201
	ST. LOUIS (NL)	<b>0-3</b>	3.97	28	0	0	0	0	22.2	22	11	10	1	1	11	1	<b>28</b>	1	0	.259
2012	ST. LOUIS (NL)	1-3	4.24	70	0	0	0	0	46.2	46	22	22	7	0	17	2	33	3	0	.257
2013	Memphis (PCL)	1-2	3.07	32	0	0	0	0	44.0	44	23	15	1	1	18	2	31	2	0	.263
	ST. LOUIS (NL)	0-0	7.84	11	0	0	0	0	10.1	16	9	9	1	1	4	1	9	0	0	.364
	CLEVELAND (AL)	0-0	0.89	27	0	0	0	0	20.1	11	4	2	1	3	6	2	20	0	0	.159
2014	CLEVELAND (AL)	0-3	2.74	73	0	0	0	1	46.0	42	19	14	1	3	19	3	46	2	0	.246
2015	CLEVELAND (AL)	2-3	4.43	<b>45</b>	0	0	0	0	20.1	23	15	10	1	1	10	3	24	1	0	.280
	SAN DIEGO (NL)	0-1	7.36	<b>27</b>	0	0	0	0	14.2	17	14	12	2	2	4	1	17	1	0	.309
2016	OAKLAND (AL)	1-0	3.00	56	0	0	0	0	36.0	38	14	12	1	2	24	6	37	5	0	.266
	WASHINGTON (NL)	0-0	1.54	14	0	0	0	0	11.2	8	3	2	0	2	5	2	9	0	0	.216
2017	SEATTLE (AL)	2-2	4.02	64	0	0	0	1	31.1	29	16	14	2	1	20	5	25	3	0	.252
2018	Columbus (INT)	0-0	3.38	6	0	0	0	0	2.2	4	1	1	0	0	3	0	1	0	0	.364
	Tacoma (PCL)	0-0	9.64	12	0	0	0	0	9.1	15	11	10	2	1	8	0	10	0	0	.357
	CLEVELAND (AL)	0-0	0.00	5	0	0	0	0	2.2	3	0	0	0	0	1	0	1	0	0	.333
	SEATTLE (AL)	0-1	9.39	18	0	0	0	0	7.2	13	11	8	2	0	9	2	10	1	0	.342
2019	Reno (PCL)	2-4	5.04	45	0	0	0	1	44.2	56	31	25	7	2	28	1	36	4	1	.304
<b>Minor Totals</b>		29-22	3.71	156	57	0	0	1	422.1	420	216	174	25	21	183	5	416	22	2	.260
<b>MAJOR TOTALS</b>		14-27	3.89	506	23	0	0	2	434.2	419	218	188	36	25	205	29	409	30	2	.255

### TRANSACTIONS

- Selected by the Toronto Blue Jays in the 5th round of the 2007 First-Year Player Draft
- On disabled list (fractured left middle finger) from March 31-May 19, 2010
- Traded to the St. Louis Cardinals along with RHP Octavio Dotel, RHP Edwin Jackson, OF Corey Patterson and cash considerations in exchange for LHP Trevor Miller, LHP Brian Tallet, RHP P.J. Walkers and OF Colby Rasmus on July 27, 2011
- Traded to the Cleveland Indians in exchange for INF Juan Herrera on July 30, 2013
- Traded to the San Diego Padres in exchange for Abraham Almonte on July 31, 2015
- Traded to the Oakland Athletics along with INF Yonder Alonso in exchange for LHP Drew Pomeranz, LHP José Torres and a PTBNL on December 2, 2015
- Traded to the Washington Nationals along with cash considerations in exchange for INF Max Schrock on August 25, 2016
- Signed by the Seattle Mariners on December 6, 2016
- Signed by the Cleveland Indians on June 18, 2018
- Signed by the Seattle Mariners on August 1, 2018
- Signed by the Arizona Diamondbacks on February 8, 2019
- Signed by the Toronto Blue Jays on February 24, 2020



## GAME HIGHS

<b>ML Debut</b>	July 7, 2006 at TB	<b>ER Allowed</b>	6 – Aug. 24, 2010 vs. NYY
<b>Innings Pitched:</b>		<b>HR Allowed</b>	3 – 2x, last: Aug. 24, 2010 vs. NYY
<b>Starter</b>	7.0 – 2x, last: Oct. 3, 2010 at MIN	<b>Low Hit CG</b>	None
<b>Reliever</b>	3.0 – Aug. 13, 2011 vs. COL	<b>Last Win</b>	Aug. 8, 2017 at OAK
<b>Walks:</b>		<b>Last Save</b>	Aug. 16, 2017 vs. BAL
<b>Starter</b>	5 – 3x, last: Aug. 29, 2010 vs. DET	<b>Last CG</b>	None
<b>Reliever</b>	3 – 3x, last: June 14, 2016 vs. TEX	<b>Last ShO</b>	None
<b>Strikeouts:</b>		<b>Last Start</b>	Oct. 3, 2010 at MIN
<b>Starter</b>	9 – 2x, last: Sept. 27, 2010 vs. NYY	<b>Last Relief App.</b>	July 9, 2018 vs. CIN
<b>Reliever</b>	4 – July 28, 2011 vs. HOU	<b>Longest Win Streak</b>	5G – Sept. 21, 2010-April 22, 2011
<b>Hits Allowed</b>	9 – July 21, 2010 at KC	<b>Longest Losing Streak</b>	9G – May 26, 2011-May 30, 2012
		<b>Scoreless Innings Streak</b>	15.0 – June 21-Aug. 7, 2016

## MILESTONES

Category	Date	Opponent	Notes
<b>Start</b>	1 July 7, 2009	at Tampa Bay	ND - 6.0 IP, 2H, 1ER, 4BB, 7K
<b>Win</b>	1 July 18, 2009	Boston	6.0 IP, 4H, 1ER, 4BB, 4K
<b>Save</b>	1 Sept. 20, 2014	at Minnesota	1.1 IP, 3K

## PROFESSIONAL CAREER:

### 2009:

- Made his **MLB debut** with the Blue Jays on July 7, 2009 at TB...Struck out seven batters, which was the most ever by a Toronto pitcher in a Major League debut at the time.
- Earned his 1st career win with 6.0 innings of one-run ball on July 18 vs. BOS.

### 2010:

- Had his season delayed, suffering a broken finger after being struck by a batted ball in a spring training start at Legends Field on March 30.
- Made 12 starts and two relief appearances for the Blue Jays...Also made 12 starts for Triple-A Las Vegas.
- Fanned a career-high nine batters on on Sept. 27 vs. NYY.

### 2011:

- Struck out a career high 61 batters in 2011 and appeared in 71 games.
- Led the Blue Jays with 10 holds and was T-2nd with 43 appearances at the time of his trade to St. Louis on July 27.
- Tied a Cardinals franchise record for most appearances in a postseason with 12 (**Jason Motte** and **Octavio Dotel**).

### 2012:

- Appeared in 70+ games for a second consecutive season.
- Posted a 20.8 inherited runners scored percentage, 11th best in the NL.
- Made five appearances in the postseason, allowing one run in a combined 2.0 innings pitched.

### 2013:

- Started the year in the Cardinals' bullpen but held a 7.88 ERA after nine games...Optioned to Triple-A Memphis on April 28.
- Traded to the Indians on July 30 in exchange for INF **Juan Herrera**.
- Did not allow an earned run in 26 of his 27 outings with Cleveland.

### 2014:

- Appeared in a career-high 73 games, tied for 5th most among AL relievers.
- Left-handed batters hit .180 (18-for-100) against him as he fanned 31 of them (.441 OPS).
- Ended the regular season with 19 consecutive ER-free outings (11.0 IP).
- Worked on five consecutive days from August 26-30 for the first time in his career, becoming the first Indians reliever since **Ed Kliehman** (1948) to do so.

### 2015:

- Tossed fewer than one inning in 55 of his 72 appearances and had just 35.0 innings pitched, becoming the 2nd pitcher in MLB history with at least twice as many games as innings pitched (**Randy Choate** in 2012 and 2015).
- Began the season with Cleveland and went 2-3 with a 4.43 ERA in 45 games before being traded to San Diego on July 31.
- Allowed 12 earned runs over 27 games (14.2 IP) for the Padres.

### 2016:

- Combined to go 1-0 with a 2.64 ERA (14 ER, 47.2 IP) with 46 strikeouts and 29 walks in 70 appearances with Oakland and Washington.
- Made three relief appearances with Washington in 2016 National League Division Series vs. LAD, going 0-1 with a 4.50 ERA (1 ER/2.0 IP, 4BB, 3K).

### 2017:

- Went 2-2 with a save and a 4.02 ERA while recording 25 strikeouts in 64 relief appearances.
- Stranded 85% (44-of-52) of inherited base runners, the best mark in MLB (min. 50 inherited runners).

### 2018:

- Combined to go 0-1 with a 6.97 ERA in 23 games with Seattle and Cleveland.
- Threw 0.1-or-fewer innings in 15 of his 23 appearances.
- Made 18 outings for Triple-A Tacoma and Triple-A Columbus.







# SHAW TRAVIS

6

INFIELDER

BIRTHDATE ..... April 16, 1990  
 OPENING DAY AGE ..... 29  
 BIRTHPLACE ..... Washington Court House, OH  
 RESIDENCE ..... Fort Myers, FL  
 TWITTER ..... @travis\_shaw21

BATS/THROWS ..... L/R  
 HEIGHT/WEIGHT ..... 6-4/230  
 CONTRACT STATUS ..... signed thru 2020  
 M.L. SERVICE ..... 4.053  
 OPTIONS USED ..... 2 of 3

## PERSONAL:

- Travis R. Shaw.
- Married to Lindy and has a daughter named Ryann.
- Son of former MLB pitcher **Jeff Shaw**, who was named to two All-Star teams over the course of his 12-year career with the Indians (1990-92), Expos (1993-95), White Sox (1995), Reds (1996-98) and Dodgers (1998-2001).
- Graduated from Washington (OH) Senior High School...Also played basketball and football.
- Attended Kent State University and in his sophomore season was named 2010 Second Team All-MAC and made the All-MAC Tournament Team.
- Is a fan of the Cleveland Cavaliers, Cleveland Browns and Ohio State Buckeyes.

## LAST SEASON:

- Appeared in 86 games for the Brewers, including 58 starts (56 at 3B and two at 1B).
- Had four stints with the big-league team.
- Recorded his 3rd career multi-HR game (2x in 2015) with a pair of solo shots on April 23 at STL.
- Landed on the injured list with a right wrist strain from May 14-June 3.
- Hit his 2nd career pinch-hit homer on Sept. 16 vs. SD (also: July 29, 2018 at SF).
- Played 42 games for Triple-A San Antonio where he recorded 12 home runs, 36 RBI and a 1.023 OPS.

## Bold – career high; Red – league high

Year	Club and League	AVG	G	AB	R	H	2B	3B	HR	RBI	BB	IBB	SO	SB	CS	OBP	SLG	OPS	SF	SH	HBP
2011	Lowell (NYP)	.262	57	202	33	53	13	0	8	36	34	0	47	3	0	.371	.446	.817	0	2	2
	Greenville (SAL)	.333	2	9	1	3	1	0	0	1	1	0	0	0	0	.400	.444	.844	0	0	0
2012	Salem (CAR)	.305	99	354	69	108	31	3	16	73	59	3	81	11	0	.411	.545	.956	0	3	7
	Portland (EAS)	.227	31	110	13	25	13	0	3	12	21	0	34	1	1	.353	.427	.780	0	1	1
2013	Portland (EAS)	.221	127	444	57	98	21	4	16	50	78	2	117	7	3	.342	.394	.736	0	2	5
2014	Portland (EAS)	.305	47	177	35	54	8	1	11	37	29	1	23	5	3	.406	.548	.954	1	0	1
	Pawtucket (INT)	.262	81	313	43	82	21	1	10	41	28	2	76	2	0	.321	.431	.752	0	4	1
2015	Pawtucket (INT)	.249	77	289	29	72	12	2	5	30	26	1	54	0	1	.318	.356	.674	1	2	4
	BOSTON (AL)	.270	65	226	31	61	10	0	13	36	18	1	57	0	1	.327	.487	.814	0	2	2
2016	BOSTON (AL)	.242	145	480	63	116	<b>34</b>	<b>2</b>	16	71	43	4	133	5	1	.306	.421	.727	0	4	3
2017	MILWAUKEE (NL)	.273	144	538	<b>84</b>	<b>147</b>	<b>34</b>	1	31	<b>101</b>	60	<b>6</b>	<b>138</b>	<b>10</b>	0	.349	.513	.862	1	3	4
2018	MILWAUKEE (NL)	.241	<b>152</b>	498	73	120	23	0	<b>32</b>	86	<b>78</b>	6	108	5	2	.345	.480	.825	1	6	4
2019	San Antonio (PCL)	.286	42	133	27	38	4	0	12	33	36	0	37	3	1	.437	.586	1.023	0	3	2
	MILWAUKEE (NL)	.157	86	230	22	36	5	0	7	16	36	3	89	0	0	.281	.270	.551	0	0	4
Minor Totals		.262	563	2031	307	533	124	11	81	313	312	9	469	32	11	.364	.454	.818	2	17	23
MAJOR TOTALS		.243	592	1972	273	480	106	3	99	310	235	20	525	20	4	.327	.451	.778	2	15	17

## WILD CARD RECORD

Year	Club and Opp.	AVG	G	AB	R	H	2B	3B	HR	RBI	BB	IBB	SO	SB	CS	OBP	SLG	OPS	SF	SH	HBP
2019	MIL vs. WAS	-	1	0	0	0	0	0	0	0	1	0	0	0	0	1.000	-	-	0	0	0

## DIVISION SERIES RECORD

Year	Club and Opp.	AVG	G	AB	R	H	2B	3B	HR	RBI	BB	IBB	SO	SB	CS	OBP	SLG	OPS	SF	SH	HBP
2016	BOS vs. CLE	.500	1	2	0	1	0	0	0	0	0	0	0	0	0	.500	.500	1.000	0	0	0
2018	MIL vs. COL	.364	3	11	0	4	1	0	0	1	3	1	2	1	0	.500	.455	.955	0	0	0
TOTALS		.385	4	13	0	5	1	0	0	1	3	1	2	1	0	.500	.462	.962	0	0	0

## LEAGUE CHAMPIONSHIP SERIES RECORD

Year	Club and Opp.	AVG	G	AB	R	H	2B	3B	HR	RBI	BB	IBB	SO	SB	CS	OBP	SLG	OPS	SF	SH	HBP
2018	MIL vs. LAD	.211	7	19	2	4	1	1	1	1	1	0	8	0	0	.250	.526	.776	0	0	0

## HOME RUN BREAKDOWN

		ONE GAME																			
Total	H	A	2	3	4	GS	LO	XN	IP	PH	RHP	LHP									
99	52	47	3	0	0	2	0	2	0	2	82	17									

## TRANSACTIONS

- Selected by the Boston Red Sox in the 9th round of the 2011 First-Year Player Draft
- Traded to the Milwaukee Brewers along with SS Mauricio Dubon, RHP Josh Pennington and a PTBNL or cash considerations, in exchange for RHP Tyler Thornburg on December 6, 2016
- On injured list (right wrist strain) from May 14-June 3, 2019
- Signed by the Toronto Blue Jays on December 30, 2019



## GAME HIGHS

<b>ML Debut</b>	May 8, 2015 at TOR	<b>Stolen Bases</b>	2 – Sept. 30, 2018 vs. DET
<b>Runs</b>	5 – Aug. 1, 2015 vs. TB	<b>Last ML Home Run</b>	Sept. 16, 2019 vs. SD
<b>Hits</b>	4 – 2x, last: Aug. 18, 2015 vs. CLE	<b>Longest Hitting Streak</b>	11G – May 7-21, 2017
<b>Home Runs</b>	2 – 3x, last: April 23, 2019 at STL	<b>Longest On-Base Streak</b>	15G – 2x, last: June 24-July 15, 2017
<b>RBI</b>	5 – 4x, last: Sept. 2, 2016 at OAK	<b>Longest Hitless Streak</b>	20AB – Aug. 31-Sept. 13, 2019

## MILESTONES

Category	Date	Opponent	Pitcher	Notes
<b>Hit</b>	1 July 7, 2015	Miami	Haren	Single
<b>Home Run</b>	1 Aug. 1, 2015	Tampa Bay	Moore	1R
<b>Multi-HR Game</b>	1 Aug. 1, 2015	Tampa Bay	Moore, Yates	1R, 2R
	2 Aug. 14, 2015	Seattle	Montgomery, Rasmussen	2R, 1R
	3 April 23, 2019	at St. Louis	Gant, Hicks	1R, 1R
<b>Grand Slam HR</b>	1 June 3, 2017	Los Angeles (NL)	Fields	7th inning
	2 Aug. 4, 2018	Colorado	Anderson	1st inning
<b>Walk-off HR</b>	1 Sept. 23, 2017	Chicago (NL)	Davis	2R, 10th inning
<b>Extra-Inning HR</b>	1 May 1, 2017	at St. Louis	Oh	3R, 10th inning
	2 Sept. 23, 2017	Chicago (NL)	Davis	2R, 10th inning
<b>Pinch-hit HR</b>	1 July 29, 2018	at San Francisco	Dyson	1R, 7th inning
	1 Sept. 16, 2019	San Diego	Bolanos	1R, 5th inning
<b>RBI</b>	1 Aug. 1, 2015	Tampa Bay	Moore	Home Run
<b>Stolen Base</b>	1 April 11, 2016	Baltimore	Gallardo	2nd base
			C-Joseph	

## PROFESSIONAL CAREER:

## MINORS:

- Named a Mid-Season and Post-Season All-Star in 2012, and claimed Most Valuable Player of the California-Carolina League All-Star game.
- Hit 16 homers in 2013 and was named to the Arizona Fall League Top Prospects Team at the end of the year.
- His 21 home runs in 2014 led all Boston Minor League Players.

## 2015:

- Batted .270 with 13 home runs and 36 RBI in 65 games across five stints with Boston.
- Made his **MLB debut** on May 8 at TOR in a start at first base (0-for-2, 1BB).
- Recorded his 1st Major League hit with a single off of **Dan Haren** on July 7 vs. MIA.
- Hit his 1st big-league home run on Aug. 1 vs. TB, a solo shot on a **Matt Moore** offering...Went 4-for-4 and added another homer, finishing with a career-high five runs scored.
- Batted .249 with five home runs and 30 RBI in 77 games at Triple-A Pawtucket.

## 2016:

- Played his first full MLB season and hit .242 with 16 home runs and 71 RBI in 145 games.
- Made 99 starts at third base and 28 at first base.
- Produced five RBI in a game on four occasions, tied for the most such games in the Majors in 2016, along with **Mookie Betts**, **Manny Machado** and **Yasmany Tomas**.
- Traded to Milwaukee as part of a four-player deal on December 6.

## 2017:

- Batted .273 with 31 home runs and a career-best 101 RBI in 144 games with Milwaukee.
- Named the Brewers' Most Valuable Player and Top Newcomer as voted on by members of the Milwaukee Chapter of the Baseball Writers Association of America.
- Nominated for a Hank Aaron Award.
- His 31 homers tied **Eric Thames** for the team lead and tied for 10th among NL hitters.
- Also led the team in RBI (101), doubles (34), hits (147), extra-base hits (66) and total bases (276).
- Made all but one of his 143 starts at third base...His .975 fielding percentage ranked 4th among qualifying MLB third basemen...Went 69 consecutive games at third without committing an error from April 28-July 26, the 2nd longest streak in franchise history from that position (**Don Money** - 88G from 1973-1974).
- Had a career-long 11-game hitting streak from May 7-21, over which he hit .356 (16-for-45) with three homers and 11 RBI.
- Belted his 1st career grand slam on June 3 vs. LAD.
- Hit his 1st career walk-off homer on Sept. 23 vs. CHC, a two-run shot off of **Wade Davis** in the 10th inning to give the Brewers a 4-3 win.

## 2018:

- Hit a career-high 32 home runs and collected 86 RBI in a team-leading 152 games for the Brewers.
- Made 99 starts at third base, 36 at second, and three at first...Had never played second base at any level prior to the season.
- Nominated for a Gold Glove for his .959 fielding percentage at third base...Held a .992 fielding percentage at second base.
- Notched his 1st career pinch-hit home run off of **Sam Dyson** on July 29 at SF.
- Hit his 2nd career grand slam on Aug. 4 vs. COL.
- Batted .267 (8-for-30) with a homer and two RBI in 10 games during the postseason.





# SHOEMAKER

## MATT

34  
PITCHER

BIRTHDATE ..... September 27, 1986  
OPENING DAY AGE ..... 33  
BIRTHPLACE ..... Wyandotte, MI  
RESIDENCE ..... Rockwood, MI  
TWITTER ..... @MattShoe52

BATS/THROWS ..... R/R  
HEIGHT/WEIGHT ..... 6-2/225  
CONTRACT STATUS ..... signed thru 2020  
M.L. SERVICE ..... 5.166  
OPTIONS USED ..... 1 of 3

### PERSONAL:

- Matthew David Shoemaker.
- Attended Trenton High School in Michigan before going to Eastern Michigan University.
- Played for the US national team in the 2011 Baseball World Cup in Panama and the 2011 Pan American Games in Mexico.
- Lives in Rockwood, MI, with his wife, Danielle, and kids, Brady, Emmy and Beckett.
- Spends his offseasons golfing, hunting and fishing.

### LAST SEASON:

- Made five starts before landing on the injured list on April 21 with a left knee sprain for the remainder of the season...Underwent ACL reconstruction and medial meniscus repair with Dr. James Andrews in Pensacola, FL, on April 30.
- His three wins at the time of his injury trailed only **Marco Gonzales** (4) and **Tyler Glasnow** (4) for the MLB lead...His 1.57 ERA then ranked 4th best in the Majors and 2nd in the AL.
- Won his 1st start as a Blue Jay on March 29 vs. DET...Retired each of the first 10 batters he faced to begin his Toronto career...Tossed 7.0 innings, his longest outing since April 20, 2017 at HOU (7.0 IP)...Was his longest scoreless start since a complete game shutout on July 16, 2016 vs. CWS...Finished with two hits allowed, two walks and seven strikeouts.
- Recorded his 2nd two-hit, 7.0-inning scoreless start in a row on April 3 vs. BAL, in which he also recorded his 500th career strikeout...Became the only MLB pitcher (since 1908) with 7+ IP, two hits or fewer given up, and no runs allowed in each of his first two games of a season...Also became the first Blue Jays pitcher with consecutive scoreless outings of 7+ IP since **Marcus Stroman** in 2014 (July 19-24).
- Claimed his 1st road win on April 9 at BOS, allowing 4R/2ER over 5.2 IP (5H, 2BB, 4K) to set his ERA at 0.92...Became the 4th pitcher in team history with three wins and a sub-1.00 ERA in the first three starts of a season, joining **Mark Buehrle** in 2014 (0.86), **Roger Clemens** in 1997 (0.42) and **Jeff Musselman** in 1988 (0.87).
- Took a no-decision on April 15 at MIN as he gave up three runs on four hits and four walks with four strikeouts over 6.0 frames.
- Left after the 3rd inning in his last start, on April 20 at OAK, having suffered a left knee injury in a rundown.

**Bold – career high; Red – league high**

Year	Club & League	W-L	ERA	G	GS	CG	ShO	SV	IP	H	R	ER	HR	HB	BB	IBB	SO	WP	BK	OBA
2008	AZL Angels (AZL)	1-0	4.50	3	0	0	0	1	4.0	6	2	2	0	0	0	0	4	0	0	.353
2009	Cedar Rapids (MID)	4-1	3.39	20	5	0	0	0	63.2	53	29	24	5	8	23	0	54	5	0	.227
2010	Rancho Cucamonga (CAL)	1-0	3.12	3	3	0	0	0	17.1	14	7	6	2	0	1	0	13	0	0	.212
	Salt Lake (PCL)	2-1	5.87	3	2	0	0	0	15.1	20	10	10	0	0	8	0	9	0	0	.328
2011	Rancho Cucamonga (CAL)	7-8	4.93	20	2	0	0	0	122.1	138	75	67	14	4	39	1	119	10	1	.283
	Salt Lake (PCL)	0-2	8.14	4	4	0	0	0	21.0	28	19	19	3	1	12	0	12	2	0	.326
2012	Arkansas (TEX)	12-5	2.48	23	23	5	2	0	156.1	132	47	43	17	8	35	0	129	6	3	.228
	Salt Lake (PCL)	11-10	5.65	29	29	1	0	0	176.2	229	123	111	25	5	45	0	124	4	1	.318
2013	Salt Lake (PCL)	11-13	4.64	29	29	0	0	0	184.1	212	99	95	27	8	29	0	160	5	0	.289
	LOS ANGELES (AL)	0-0	0.00	1	1	0	0	0	5.0	2	0	0	0	0	2	0	5	1	0	.118
2014	Salt Lake (PCL)	1-0	6.31	5	5	0	0	0	25.2	34	18	18	2	2	9	0	26	1	0	.327
	LOS ANGELES (AL)	16-4	3.04	27	20	0	0	0	136.0	122	49	46	14	4	24	0	124	5	0	.241
2015	Salt Lake (PCL)	0-1	0.00	1	1	0	0	0	6.0	5	3	0	1	0	2	0	5	0	0	.208
	LOS ANGELES (AL)	7-10	4.46	25	24	0	0	0	135.1	135	70	67	24	4	35	2	116	3	0	.259
2016	Salt Lake (PCL)	1-0	1.50	1	1	0	0	0	6.0	6	1	1	1	0	2	0	8	0	0	.250
	LOS ANGELES (AL)	9-13	3.88	27	27	1	1	0	160.0	166	71	69	18	7	30	1	143	2	0	.266
2017	Inland Empire (CAL)	0-0	0.00	1	1	0	0	0	3.0	2	0	0	0	0	0	0	5	0	0	.200
	LOS ANGELES (AL)	6-3	4.52	14	14	0	0	0	77.2	73	41	39	15	4	28	0	69	2	1	.251
2018	Inland Empire (CAL)	0-0	0.00	1	1	0	0	0	4.0	0	1	0	0	0	2	0	6	1	0	.000
	LOS ANGELES (AL)	2-2	4.94	7	7	0	0	0	31.0	29	17	17	3	1	10	0	33	3	0	.244
2019	TORONTO (AL)	3-0	1.57	5	5	0	0	0	28.2	16	7	5	3	1	9	0	24	1	0	.163
Minor Totals		51-41	4.42	143	124	8	2	1	805.2	879	434	396	97	36	207	1	674	34	5	.278
MAJOR TOTALS		43-32	3.81	106	98	1	1	0	573.2	543	255	243	77	21	138	3	514	17	1	.249

### DIVISION SERIES RECORD

Year	Club & League	W-L	ERA	G	GS	CG	ShO	SV	IP	H	R	ER	HR	HB	BB	IBB	SO	WP	BK	OBA
2014	LOS ANGELES (AL)	0-0	1.50	1	1	0	0	0	6.0	5	1	1	0	0	0	0	6	0	0	.227

### TRANSACTIONS

- Signed by the Los Angeles Angels on Aug. 14, 2008
- On disabled list (skull fracture) on Sept. 5, 2016 for the remainder of the season
- On disabled list (right forearm strain) on June 15, 2017 for the remainder of the season
- On disabled list (right forearm strain) from April 1-Sept. 2, 2018
- Signed by the Toronto Blue Jays on December 27, 2018
- On injured list (torn left ACL) on April 21, 2019 for the remainder of the season



## GAME HIGHS

<b>ML Debut</b>	Sept. 20, 2013 vs. SEA	<b>ER Allowed</b>	8 – June 27, 2014 at KC
<b>Innings Pitched:</b>		<b>HR Allowed</b>	3 – 3x, last: Aug. 10, 2015 at CWS
<b>Starter</b>	9.0 – July 16, 2016 vs. CWS	<b>Low Hit CG</b>	6 – July 16, 2016 vs. CWS
<b>Reliever</b>	3.2 – July 7, 2014 vs. TOR	<b>Last Win</b>	Sept. 8, 2018 at CWS
<b>Walks:</b>		<b>Last Save</b>	None
<b>Starter</b>	4 – 3x, last: March 31, 2018 at OAK	<b>Last CG</b>	July 16, 2016 vs. CWS
<b>Reliever</b>	2 – April 12, 2014 vs. NYM	<b>Last ShO</b>	July 16, 2016 vs. CWS
<b>Strikeouts:</b>		<b>Last Start</b>	Sept. 30, 2018 vs. OAK
<b>Starter</b>	13 – July 16, 2016 vs. CWS	<b>Last Relief App.</b>	July 12, 2015 at SEA
<b>Reliever</b>	4 – Aug. 9, 2014 vs. BOS	<b>Longest Win Streak</b>	9G – Aug. 9, 2014-April 13, 2015
<b>Hits Allowed</b>	12 – Aug. 13, 2016 at CLE	<b>Longest Losing Streak</b>	4G – 2x, last: June 1-July 3, 2016
		<b>Scoreless Innings Streak</b>	23.2 – Aug. 16-31, 2014

## MILESTONES

Category	Date	Opponent	Notes
<b>Start</b>	1 Sept. 20, 2013	Seattle	ND - 5.0 IP, 2H, 0ER, 2BB, 5K
<b>Win</b>	1 May 13, 2014	at Philadelphia	5.0 IP, 3H, 2ER, 1BB, 3K
<b>ShO (1)</b>	1 July 16, 2016	Chicago (AL)	9.0 IP, 6H, 0BB, 13K
<b>10+ Strikeout Games (9)</b>			
	9 July 16, 2016	Chicago (AL)	13 strikeouts

## PROFESSIONAL CAREER:

### 2013:

- Played the full season with Triple-A Salt Lake, making 29 starts while posting a 4.64 ERA.
- Joined the Angels in September and made his **MLB debut** on Sept. 20, 2013 vs. SEA, hurling five scoreless innings as a spot starter (2H, 2BB, 5K).

### 2014:

- Won 16 games to establish an Angels franchise rookie record...In his final 14 games (12 starts), went 11-2 with a 2.09 ERA (19 ER/82.0 IP), tying **Corey Kluber** for the most wins in the AL over that span.
- Became the first Angels rookie in 22 years to record a 10+ strikeout game when he racked up 10 K's on June 17 at CLE... Did so again on July 21 vs. BAL.
- Put together a career-best 23.2 scoreless innings streak from Aug. 16-31, which was the 2nd longest streak all-time by an Angels rookie.
- Named AL Pitcher of the Month and AL Rookie of the Month for August...Went 6-1 with a 1.31 ERA (6 ER/41.1 IP) and led all AL pitchers in wins and ERA while also leading all AL rookies in innings pitched, strikeouts, opponents' average, H/9 and BB/9.
- Pitched his only postseason start on Oct. 3, Game 2 of the ALDS vs. KC, allowing one run on five hits over 6.0 innings while recording six strikeouts without issuing a walk.

### 2015:

- Had a career-best streak of nine consecutive winning decisions from Aug. 9, 2014-April 13, 2015.
- Issued one-or-no walks in 14 of his 24 starts.
- From July 21-Aug. 4, tossed 19 consecutive shutout innings and joined **Nolan Ryan** and **John Lackey** as the only Angels with three consecutive starts of no runs allowed and 7+ strikeouts.

### 2016:

- Set career marks in starts (27), innings pitched (160.0) and strikeouts (143).
- Made 10 starts with no walks (4th most in AL).
- Became the 1st pitcher in Angels history with 10+ strikeouts and no walks in consecutive starts (May 21 vs. BAL-12K; May 27 vs. HOU-11K).
- Had a streak of 49 strikeouts without a walk snapped on June 11 vs. CLE, via a 7th-inning walk to **Carlos Santana**...That stretch established an Angels franchise record (**Frank Tanana**: 30 strikeouts in 1976)...Since 1974, his streak tied **Pedro Martinez** for 3rd longest in the Majors, behind only **Curt Schilling** (56 in 2002) and **Greg Maddux** (53 in 2001).
- Threw his 1st complete game and shutout on July 16 vs. CWS while recording a career-high 13 strikeouts...Was named AL Pitcher of the Week two days later.
- From May 21-July 16, became the 1st pitcher since 1913 with 60+ strikeouts, two-or-fewer walks and an ERA under 1.00 in a six-start span at home (*courtesy STATS*).
- In last nine home starts, was 5-1 with a 1.35 ERA (10 ER/66.2 IP), 77 strikeouts and seven walks.
- Left his final start of 2016 (Sept. 4 at SEA) after being struck on the right side of his head by a line drive off the bat of **Kyle Seager**...A CT scan showed a small skull fracture and a small hematoma...Underwent surgery (Dr. Manuel Ferreira) at Seattle's Harborview Medical Center to stop the bleeding and was placed on the DL for the rest of the season.

### 2017:

- Was limited to 14 starts after suffering a right forearm strain on June 14 vs. NYY.
- Became the only Angels starter in 2017 to win three straight games, doing so from May 12-23.
- Went 6-0 in night games (3.56 ERA) but 0-3 in day games (6.95 ERA).
- Following a July 4 rehab start for Advanced-A Inland Empire, was seen by team physicians and diagnosed with posterior interosseous nerve syndrome...Was transferred to the 60-day DL on Aug. 25 for the rest of the year.

### 2018:

- Made just one start (March 31 at OAK) before landing on the DL the next day with a right forearm strain.
- Pitched one rehab start for Advanced-A Inland Empire on Aug. 29 vs. Lake Elsinore (4.0+ IP, 1R, 0ER, 2BB, 6K).
- Went 6-0 in night games (3.56 ERA) but 0-3 in day games (6.95 ERA).
- Played in his 100th career game (92nd start) on Sept. 25 vs. TEX (5.0 IP, 4H, 1ER, 0BB, 7K).
- Finished 2018 with a 2-2 record and a 4.94 ERA over seven starts.





NON-ROSTER

# SMITH KEVIN

# 78

INFILDER

BIRTHDATE ..... July 4, 1996  
 OPENING DAY AGE ..... 23  
 BIRTHPLACE ..... East Greenbush, NY  
 RESIDENCE ..... East Greenbush, NY  
 TWITTER ..... NA

BATS/THROWS ..... R/R  
 HEIGHT/WEIGHT ..... 6-0/190  
 CONTRACT STATUS ..... signed thru 2020  
 M.L. SERVICE ..... 0.000  
 OPTIONS USED ..... 0 of 3

## PERSONAL:

- Kevin Smith.
- Attended Columbia High School in his hometown of East Greenbush, NY.
- Went on to the University of Maryland where he hit .268 with 10 doubles, three triples, 13 home runs and 48 RBI over 54 games in his junior year.
- Ranked by Baseball America as Toronto's 7th-best prospect and 91st overall after the 2018 season.

## LAST SEASON:

- Played all 116 games for the Double-A New Hampshire Fisher Cats.
- Hit .183 with a .590 OPS prior to the All-Star break, but batted .249 with a .778 OPS afterwards.
- Homered in three straight games (four total home runs) from July 12-14.

**Bold – career high; Red – league high**

Year	Club and League	AVG	G	AB	R	H	2B	3B	HR	RBI	BB	IBB	SO	SB	CS	OBP	SLG	OPS	SF	SH	HBP
2017	Bluefield (APP)	.271	61	262	43	71	25	1	8	43	16	0	70	9	0	.312	.466	.778	1	3	1
2018	Lansing (MID)	.355	46	183	36	65	23	4	7	44	17	1	33	12	1	.407	.639	1.046	0	3	1
	Dunedin (FSL)	.274	83	340	57	93	8	2	18	49	23	3	88	17	5	.332	.468	.800	0	1	7
2019	New Hampshire (EAS)	.209	116	430	49	90	22	2	19	61	29	0	151	11	6	.263	.402	.665	1	4	4
<b>Minor Totals</b>		.263	306	1215	185	319	78	9	52	197	85	4	342	49	12	.315	.470	.785	2	11	13

## TRANSACTIONS

- Selected by the Toronto Blue Jays in the 4th round of the 2017 First-Year Player Draft

## PROFESSIONAL CAREER:

### MINORS:

- Got his pro career started in 2017 with 61 games for Rookie-level Bluefield.
- Led the Appalachian League in doubles (25) while ranked 2nd in total bases (122), T-5th in hits (72) and 6th in RBI (43).
- Split his 2018 campaign between Class-A Lansing (46G) and Advanced-A Dunedin (83G).
- Won Player of the Week on three occasions: twice with Lansing and once with Dunedin.
- After the season, was named an MLB.com Organizational All-Star.

## HOW LONG DID IT TAKE

### LONGEST OFFICIAL GAME

HOME 6:37-Aug. 10/14 vs. Detroit (19 inn.)  
 ROAD 6:00-Sept. 5/17 at Boston (19 inn.)

### SHORTEST OFFICIAL GAME

1:04-Sept. 15/77 vs. Baltimore (forfeit, 4.5 inn.)

### LONGEST NINE-INNING GAME

HOME 4:15-April 11/88 vs. New York  
 ROAD 4:12-Sept. 15/93 at Detroit  
 4:12-April 1/02 at Boston

### SHORTEST NINE-INNING GAME

ROAD 1:39-June 16/77 vs. Detroit  
 HOME 1:33-Sept. 28/82 (GM1) vs. Minnesota





NON-ROSTER

# SNEAD KIRBY

# 83

  
PITCHER

BIRTHDATE ..... October 7, 1994  
 OPENING DAY AGE ..... 25  
 BIRTHPLACE ..... Alachua, FL  
 RESIDENCE ..... Gainesville, FL  
 TWITTER ..... @KirbySnead

BATS/THROWS ..... L/L  
 HEIGHT/WEIGHT ..... 6-1/218  
 CONTRACT STATUS ..... signed thru 2020  
 M.L. SERVICE ..... 0.000  
 OPTIONS USED ..... 0 of 3

## PERSONAL:

- Kirby Snead.
- Attended Santa Fe High School in his hometown of Alachua, FL.
- Played three seasons for the University of Florida...Combined to go 7-1 with a 2.53 ERA over 100 appearances.
- Likes to go fishing and spends time at the beach in his spare time.

## LAST SEASON:

- Started his year with a 2-0 record and a 0.84 ERA over nine relief appearances for Double-A New Hampshire.
- Promoted to Triple-A Buffalo on May 4.
- Went 5-2 with a 3.98 ERA and a 1.40 WHIP over 41 contests for the Bisons.
- Earned his 1st career Triple-A save on May 18 vs. Louisville (1.2 IP, 1H, 1BB).
- Claimed his 1st Triple-A win on June 6 vs. Scranton/Wilkes-Barre (1.2 IP, 1H, 1BB, 2K).
- Named an International League Mid-Season All-Star...Pitched a hitless 6th inning with a strikeout at the All-Star game.

**Bold – career high; Red – league high**

Year	Club & League	W-L	ERA	G	GS	CG	ShO	SV	IP	H	R	ER	HR	HB	BB	IBB	SO	WP	BK	OBA
2016	Lansing (MID)	0-1	3.91	13	0	0	0	1	25.1	31	12	11	0	3	3	1	17	1	0	.307
	Dunedin (FSL)	0-0	0.00	1	0	0	0	0	2.0	0	0	0	0	0	2	0	1	0	0	.000
2017	Lansing (MID)	4-1	2.42	16	0	0	0	0	22.1	15	6	6	0	2	13	0	30	2	0	.197
	Dunedin (FSL)	3-1	1.36	26	0	0	0	8	33.0	27	7	5	0	0	12	1	26	2	1	.235
2018	Dunedin (FSL)	1-1	1.08	8	0	0	0	2	8.1	3	1	1	0	0	6	2	12	0	0	.103
	New Hampshire (EAS)	3-4	4.43	36	0	0	0	1	42.2	45	23	21	3	6	25	2	39	3	0	.262
2019	New Hampshire (EAS)	2-0	0.84	9	0	0	0	5	10.2	4	3	1	1	1	0	0	14	0	0	.108
	Buffalo (INT)	5-2	3.98	41	0	0	0	2	52.0	54	25	23	6	5	19	0	54	2	0	.266
<b>Minor Totals</b>		18-10	3.12	150	0	0	0	19	196.1	179	77	68	10	17	80	6	193	10	1	.243

## TRANSACTIONS

- Selected by the Toronto Blue Jays in the 10th round of the 2016 First-Year Player Draft

## PROFESSIONAL CAREER:

### MINORS:

- Began his pro career in 2016 with 14 combined appearances at Class-A Lansing (13G) and Advanced-A Dunedin (1G).
- Split his 2017 campaign between Lansing and Dunedin as well.
- Went 4-1 with a 2.42 ERA in 16 games for the Lugnuts, then improved on that as he posted a 1.36 ERA while going 3-1 over 26 games for the D-Jays.
- Played the first month of 2018 for Dunedin.
- Joined Double-A New Hampshire on May 3.
- Threw 10.1 scoreless innings to begin his time with the Fisher Cats.

## TORONTO, YOUNGEST OPENING DAY STARTERS - ALL-TIME

PITCHER	DATE	OPPONENT	AGE	IP	OUTCOME
Drew Hutchison	04/06/2015	at NYY	24 years, 227 days	6.0	W
Todd Stottlemire	04/09/1990	at TEX	24 years, 324 days	3.2	L
Marcus Stroman	04/03/2016	at TB	24 years, 338 days	8.0	W
Tom Underwood	04/05/1979	at KC	25 years, 104 days	1.2	L
Jim Clancy	04/09/1981	at DET	25 years, 113 days	6.0	ND
Dave Stieb	04/05/1983	at BOS	25 years, 258 days	6.0	W







NON-ROSTER

# TEJADA

## RUBEN

33

INFIELDER

BIRTHDATE ..... October 27, 1989  
 OPENING DAY AGE ..... 30  
 BIRTHPLACE ..... Santiago, Panama  
 RESIDENCE ..... Santiago, Panama  
 TWITTER ..... NA

BATS/THROWS ..... R/R  
 HEIGHT/WEIGHT ..... 5-11/200  
 CONTRACT STATUS ..... signed thru 2020  
 M.L. SERVICE ..... 6.004  
 OPTIONS USED ..... 3 of 3

### PERSONAL:

- Rubén Darío Tejada.
- His father, Rubén Sr., pitched for Los Indios de Veraguas in Panama.
- Played in the 2000 Little League World Series for Panama.
- Signed as an international free agent at the age of 16 on July 11, 2006.
- Was the 2007 Sterling Award winner for the Venezuelan Summer League where he hit .364 with a .945 OPS.
- Appeared in two games for Panama in the 2009 World Baseball Classic.

### LAST SEASON:

- Signed a Minor League deal with the Mets on March 23.
- Had his contract selected on Aug. 14 and spent a week up with New York...Was his first MLB action since Aug. 14, 2017.
- Was used mainly as a defensive replacement, splitting his six games equally at second base, third base and shortstop.
- Went 0-for-9 at the plate.
- In 75 Minor League contests, slashed .333/.409/.481 with 29 extra-base hits and 43 RBI.
- Hit for the cycle in reverse order on June 20 at Charlotte while with Triple-A Syracuse.

*Bold – career high; Red – league high*

Year	Club and League	AVG	G	AB	R	H	2B	3B	HR	RBI	BB	IBB	SO	SB	CS	OBP	SLG	OPS	SF	SH	HBP
2007	VSL Mets (VSL)	.364	32	121	32	44	5	0	3	25	19	0	19	16	5	.466	.479	.945	1	2	6
	GCL Mets (GCL)	.283	35	120	13	34	4	3	0	16	19	0	16	2	1	.401	.367	.768	2	2	6
2008	St. Lucie (FSL)	.229	131	497	55	114	19	4	2	37	41	0	77	8	5	.293	.296	.589	8	4	5
2009	Binghamton (EAS)	.289	134	488	59	141	24	3	5	46	37	1	59	19	3	.351	.381	.732	15	2	11
2010	Buffalo (INT)	.280	65	218	25	61	11	0	1	16	14	2	36	1	3	.329	.344	.673	7	2	3
	NEW YORK (NL)	.213	78	216	28	46	12	0	1	15	22	3	38	2	2	.305	.282	.587	6	3	8
2011	Buffalo (INT)	.246	54	207	26	51	7	3	3	21	19	0	30	4	2	.314	.353	.667	2	1	2
	NEW YORK (NL)	.284	96	328	31	93	15	<b>1</b>	<b>0</b>	<b>36</b>	35	3	50	5	1	.360	.335	.695	4	3	6
2012	St. Lucie (FSL)	.111	2	9	1	1	1	0	0	0	0	0	2	0	0	.111	.222	.333	0	0	0
	Buffalo (INT)	.200	6	20	3	4	1	0	0	2	1	0	3	0	0	.238	.250	.488	0	0	0
	NEW YORK (NL)	.289	114	464	<b>53</b>	<b>134</b>	<b>26</b>	<b>0</b>	<b>1</b>	25	27	<b>0</b>	<b>73</b>	4	4	.333	.351	.684	3	2	5
2013	GCL Mets (GCL)	.333	3	9	1	3	1	0	0	2	0	0	5	0	0	.400	.444	.844	0	0	1
	Las Vegas (PCL)	.288	60	240	38	69	14	1	2	24	14	0	30	1	1	.337	.379	.716	5	4	6
	NEW YORK (NL)	.202	57	208	20	42	12	0	0	10	15	0	24	2	1	.259	.260	.519	3	0	1
2014	NEW YORK (NL)	.237	<b>119</b>	355	30	84	11	0	<b>5</b>	34	<b>50</b>	<b>11</b>	<b>73</b>	1	2	.342	.310	.652	4	2	8
2015	NEW YORK (NL)	.261	116	360	36	94	23	0	3	28	38	5	70	2	1	.338	.350	.688	2	2	5
2016	Springfield (TEX)	.333	3	9	2	3	1	0	0	0	0	0	1	0	0	.333	.444	.777	0	0	0
	Sacramento (PCL)	.301	40	143	18	43	11	1	1	21	7	0	21	0	1	.338	.413	.751	1	2	2
	ST. LOUIS (NL)	.176	23	34	6	6	2	0	0	3	2	0	8	0	0	.225	.235	.460	0	3	1
	SAN FRANCISCO (NL)	.156	13	32	3	5	3	0	0	2	5	0	5	0	0	.270	.250	.520	1	0	0
2017	Scranton/W-B (INT)	.269	37	130	22	35	7	0	6	21	15	0	17	0	2	.345	.462	.807	0	2	1
	Norfolk (INT)	.311	13	45	9	14	3	0	0	2	4	0	4	0	0	.392	.378	.770	0	0	2
	BALTIMORE (AL)	.230	41	113	17	26	6	0	0	5	8	0	15	0	0	.293	.283	.576	1	0	2
2018	Norfolk (INT)	.230	101	352	34	81	18	0	2	34	24	0	69	5	0	.291	.298	.589	4	4	8
2019	Binghamton (EAS)	.556	2	9	1	5	2	0	0	1	0	0	2	0	0	.556	.778	1.334	0	0	0
	Syracuse (INT)	.326	73	276	54	90	20	1	6	42	30	0	53	3	3	.404	.471	.875	0	1	7
	NEW YORK (NL)	.000	6	9	1	0	0	0	0	0	0	0	3	0	0	.000	.000	.000	0	0	0
Minor Totals		.274	791	2893	393	793	149	16	31	310	244	3	444	59	26	.340	.369	.709	45	26	60
MAJOR TOTALS		.250	663	2119	225	530	110	1	10	158	202	22	359	16	11	.324	.317	.641	24	15	36

### DIVISION SERIES RECORD

Year	Club and Opp.	AVG	G	AB	R	H	2B	3B	HR	RBI	BB	IBB	SO	SB	CS	OBP	SLG	OPS	SF	SH	HBP
2015	NYM vs. LAD	.000	2	5	1	0	0	0	0	0	1	0	5	0	0	.167	.000	.167	0	0	0

### WORLD BASEBALL CLASSIC

Year	Club and League	AVG	G	AB	R	H	2B	3B	HR	RBI	BB	IBB	SO	SB	CS	OBP	SLG	OPS	SF	SH	HBP
2009	Panama	.000	2	4	0	0	0	0	0	0	0	0	0	0	0	.000	.000	.000	0	0	0



## HOME RUN BREAKDOWN

Total	H	A	2	3	4	GS	LO	XN	IP	PH	RHP	LHP
10	3	7	0	0	0	0	1	0	1	0	8	2

## TRANSACTIONS

- Signed by the New York Mets on July 11, 2006
- On disabled list (strained right quadriceps) from May 7-June 23, 2012
- On disabled list (right quad strain) from May 30-July 5, 2013
- Signed by the St. Louis Cardinals on March 21, 2016
- On disabled list (left quadriceps strain) from April 1-17, 2016
- Signed by the San Francisco Giants on June 16, 2016
- Signed by the New York Yankees on December 12, 2016
- Traded to the Baltimore Orioles in exchange for cash considerations on June 4, 2017
- Signed by the Baltimore Orioles on November 28, 2017
- Signed by the New York Mets on March 23, 2019
- Signed by the Toronto Blue Jays on January 20, 2020

## GAME HIGHS

<b>ML Debut</b>	April 7, 2010 vs. FLA	<b>Stolen Bases</b>	1 – 16x, last: July 24, 2015 vs. LAD
<b>Runs</b>	2 – 36x, last: July 21, 2017 vs. HOU	<b>Last ML Home Run</b>	Sept. 2, 2015 vs. PHI
<b>Hits</b>	4 – 4x, last: Sept. 26, 2012 vs. PIT	<b>Longest Hitting Streak</b>	14G – July 26-Aug. 9, 2012
<b>Home Runs</b>	1 – 10x, last: Sept. 2, 2015 vs. PHI	<b>Longest On-Base Streak</b>	17G – Aug. 8-26, 2017
<b>RBI</b>	5 – Sept. 5, 2010 at CHC	<b>Longest Hitless Streak</b>	28AB – July 16-Aug. 18, 2010

## MILESTONES

Category	Date	Opponent	Pitcher	Notes
<b>Hit</b>	1 April 9, 2010	Washington	Walker	Single
<b>Home Run</b>	1 Sept. 5, 2010	at Chicago (NL)	Mateo	1R
<b>Leadoff HR</b>	1 Aug. 1, 2012	at San Francisco	Cain	—
<b>Inside-The-Park HR</b>	1 Sept. 2, 2015	Philadelphia	Nola	2R
<b>RBI</b>	1 June 4, 2010	Florida	Sanchez	Felder's Choice
<b>Stolen Base</b>	1 July 11, 2010	Atlanta	Moylan	2nd base
			C-McCann	

## PROFESSIONAL CAREER:

### 2010:

- Made the Opening Day roster as a 20-year-old, the youngest player in the Majors at the time.
- Made his MLB debut as a pinch-hitter and defensive replacement on April 7 vs. FLA.
- Got his 1st start on April 8 vs. FLA...At 20 years and 219 days old, became the youngest to start a Major League game at shortstop since **B.J. Upton** started for Tampa Bay on Sept. 30, 2004 (20.040).
- Hit his 1st career home run on September 5 at CHC, a solo shot off of **Marcos Mateo**.

### 2011:

- Went 6-for-11 (.545) with 16 RBI in bases-loaded plate appearances and hit .305 (46-151) with runners on base.
- Hit .348 (24-for-69) in August, the 10th best average in the NL.
- Batted .246 (51-for-207) with three home runs in 54 games for the Triple-A Buffalo Bisons.

### 2012:

- Set career-highs in at-bats (464), runs (53), hits (134), doubles (26) and batting average (.289).
- Finished the Colorado series, April 27-29, at 10-for-17 (.588)...The last Mets player to have 10-or-more hits in a three-game series was **Edgardo Alfonzo**, who also had 10 hits against Colorado, from April 28-30, 2000...Since 1975, only three other players age 22 or younger finished with 10 hits in any three-game span: **Alex Rodriguez**, **Carl Crawford** and **Evan Longoria**.
- Left the game on May 6 vs. ARI with a right quad strain and was placed on the disabled list the next day...Returned on June 24.
- Hit in a career-high 14 straight games from July 26-August 9 (.365, 23-for-63, 2-2B, 1 HR, 2 RBI).
- Connected for the 1st leadoff home run of his career on August 1 at SF...The blast snapped a string of 629 at-bats without a home run, dating back to September 5, 2010.

### 2013:

- Appeared in a career-low 57 games and hit .202 (42-for-208).
- Placed on the 15-day disabled list on May 30 with right quad strain...Returned from his rehab assignment on July 7 and was optioned to Triple-A Las Vegas...Hit .288 (69-for-240) with two home runs and 24 RBI in 60 games for the 51s.
- Recalled on Sept. 10 and went 3-for-21 (.143) for the Mets.
- A broken right fibula on September 18 ended his season.

### 2014:

- Set career-high totals in games (119), home runs (5) and walks (50)...Had only two career homers prior to the season.
- His home run on May 31 at PHI snapped a string of 552 homerless at-bats, the longest active streak in the Majors at the time.
- Finished with a .984 fielding percentage, the highest of his career.



**2015:**

- Batted .287 (50-for-174) with 10 doubles and 14 RBI after the All-Star break.
- Hit .340 (17-for-50) with seven runs scored, four doubles, one home run and six RBI in 25 games in September...His .340 batting average ranked T-7th in the NL for the month (min. 50 AB).
- Notched his 1st career inside-the-park home run on September 2 vs. PHI...Marked the first inside-the-park home run for a Met since **Angel Pagan** on May 19, 2010.
- Appeared in his 1st career postseason game when he started at shortstop in Game 1 of the NLDS in Los Angeles...Suffered a broken right fibula in Game 2 of the NLDS in a 7th-inning collision with **Chase Utley** and did not play the rest of the playoffs.

**2016:**

- Combined with St. Louis (23G) and San Francisco (13G) to hit .167 (11-for-66) with nine runs, five doubles and five RBI in 36 games.
- Released by the Mets on March 16 and signed with the Cardinals as a free agent on March 21.
- Began the season on the disabled list with a left quad strain.
- Returned from his rehab assignment on April 18 and hit .176 (6-for-34) with two doubles and three RBI in 23 games with St. Louis.
- Made his professional pitching debut in May 20 loss vs. ARI, permitting back-to-back solo homers to **Chris Herrmann** and **Brandon Drury** (1.OIP, 2H, 2ER).
- Designated for assignment on May 28 and signed with the Giants as a Minor League free agent on June 16.
- Batted .156 (5-for-32) with three doubles and two RBI in 13 games with San Francisco...His 1st hit as a Giant was the 500th of his career (July 2 at ARI).

**2017:**

- Appeared in 37 games with Triple-A Scranton/Wilkes-Barre before being traded for cash to Baltimore on June 4.
- Had his contract selected on June 6 and made his season debut a day later in Pittsburgh.
- Batted .230 (26-for-113) with six doubles and five RBI in 41 games while up with the O's.
- Collected six multi-hit games with Baltimore, four with Norfolk, and 10 with Scranton/WB.

**2018:**

- Spent the entire year with Triple-A Norfolk.
- Hit .230 with 18 doubles and a pair of homers across 101 contests.
- Recorded a season-high four RBI on Aug. 23 vs. Charlotte.

**HITTING FOR THE CYCLE****FOR TORONTO:**

PLAYER	OPP	DATE & SITE
Kelly Gruber	vs. KC	April 16, 1989 Exhibition Stadium
Jeff Frye	vs. TEX	August 17, 2001 SkyDome
Cavan Biggio	at BAL	September 17, 2019 Camden Yards

**FOR OPPONENTS:**


PLAYER	OPP	DATE & SITE
Mike Cabbage	vs. MIN	July 27, 1978 Metropolitan Stadium
Rich Gedman	vs. BOS	September 18, 1985 Fenway Park
George Brett	vs. KC	July 25, 1990 SkyDome
Rajai Davis	vs. CLE	July 2, 2016 Rogers Centre

**What Gruber Did:** Went 4-4 with a career-high six RBI...Homered in the 1st inning against Floyd Bannister and had a two-run double in the 2nd, also against Bannister...In the 7th inning, he notched a two-run triple versus Tom Gordon...In the 9th, Gruber had an RBI single off Jerry Don Gleaton to complete the cycle.

**What Frye Did:** Went 4-4 with three RBI to tie his career-high...Tripled in the 2nd inning off of Darren Oliver and then doubled in the 5th, again off Oliver...In the 6th, hit a two-run home run off Pat Mahomes...In the 7th inning facing Kevin Foster, Frye hit an RBI single to right-center field to complete the cycle...Became just the second ninth-hitter to hit for the cycle since 1978 as the last was Charlie Moore for Milwaukee at California on October 1, 1980.

**What Biggio Did:** Went 4-for-5 with three runs and two stolen bases...Homered in the 3rd inning off Chandler Shepherd...Singled to lead off the 6th inning and doubled off of Shawn Armstrong in the 8th...Drove in the go-ahead run and he knocked a two-run triple to wall on a Michael Givens offering...He and his dad, Craig (2002), became the 2nd father/son duo to ever record cycles, joining Gary and Daryle Ward.





# TELLEZ ROWDY

44  
INFILDER

BIRTHDATE ..... March 16, 1995  
OPENING DAY AGE ..... 25  
BIRTHPLACE ..... Elk Grove, CA  
RESIDENCE ..... Sacramento, CA  
TWITTER ..... @RowdyTellez

BATS/THROWS ..... L/L  
HEIGHT/WEIGHT ..... 6-4/255  
CONTRACT STATUS ..... signed thru 2020  
M.L. SERVICE ..... 1.012  
OPTIONS USED ..... 2 of 3

## PERSONAL:

- Ryan John Tellez.
- Attended Elk Grove (CA) High School, the same school as former Blue Jays catcher **Buck Martinez**.
- Ranked as the 59th-best player available by Baseball America entering the 2013 draft.
- Grew up dirt biking and enjoys hunting and fishing.
- Participated in the 2020 Blue Jays Winter Tour in Calgary, AB.

## LAST SEASON:

- Hit .270 (31-for-115) vs. left-handed pitchers and .208 (53-for-255) vs. righties.
- Recorded his 1st career pinch-hit home run on March 31 vs. DET as he tied the game, 3-3, in the 8th inning with a three-run homer.
- Belted his 3rd home run of the season on April 11 at BOS...The 115.2 MPH exit velocity was the highest for a Toronto home run in the Statcast era (since 2015).
- On April 20 at OAK, hit a three-run homer in the 4th inning for his 4th long-ball of the year...Added a single and a double for his 3rd career three-hit game.
- Recorded his 1st career grand slam on April 23 vs. SF...Became the 9th Blue Jays rookie (10th time) all-time to hit a grand slam (last: **Devon Travis** on May 3, 2015 at CLE) and the 5th youngest Blue Jay all-time to do so (24 years, 38 days)...
- Marked his 1st career homer off of a LHP and his 1st four-RBI game.
- Hit a two-run homer in the 4th inning on May 21 vs. BOS...Added a three-run blast in the 5th for his 1st career multi-HR game...Set a career-high with his five-RBI effort...Became the 5th Toronto rookie all-time with at least two home runs and five RBI in a game.
- Notched his 1st career extra-inning home run as he tied the game, 5-5, in the 12th inning on May 22 vs. BOS...Was his then team-leading 9th home run of the season...Became the 1st player in franchise history to hit 13 home runs in his first 65 MLB games...His 39 RBI in that span were 3rd most (**Josh Phelps** - 45; **Junior Felix** - 43)...Tied the record for the latest game-tying home run in team history, joining **Tony Fernandez** who did so in the 12th on July 3, 1988 vs. OAK...Homered in back-to-back games for the 1st time in his career.
- Strung together a career-best eight-game hitting streak from May 12-23...Batted .323 (10-for-31) with a pair of doubles and a trio of homers over that stretch.
- His .558 SLG through his first 50 MLB games was the highest by a Blue Jay all-time, while he also tied for 1st with 10 home runs and tied for 2nd with 31 RBI.
- On June 12 at BAL, became the 1st rookie in team history to hit two grand slams in the same season (**Glenallen Hill** had one in 1989 and another in 1990 while still within his rookie eligibility)...Became the 28th Blue Jay all-time with multiple slams in the same year (last: **Curtis Granderson** in 2018)...Also nabbed his 1st career stolen base.
- Hit a three-run blast and a solo homer on June 19 vs. LAA for his 2nd career multi-HR game...Gave him 17 home runs for his career, the most by any Blue Jays batter through his first 85 MLB games (**Fred McGriff** - 16; **Eric Hinske** - 16).
- Optioned to Triple-A Buffalo on July 15 and recalled again on Aug. 13...In 26 games for the Bisons, hit .366 (34-for-93) with 16 extra-base hits and 21 RBI (.688 SLG, 1.138 OPS).
- Tied the game in the 9th inning on Aug. 21 at LAD with his 15th home run of the year...Was his 7th home run in the 7th inning or later.
- Connected for his 2nd pinch-hit home run of the season on Sept. 2 at ATL...Became the 3rd rookie in team history with two pinch-hit homers, joining **Al Woods** (1977) and **Jesse Barfield** (1982).
- Hit his 17th home run on Sept. 3 at ATL...Marked the 2nd time in his career to hit home runs in back-to-back games.
- Recorded his 19th home run of the season on Sept. 11 at BOS, homering in consecutive games for the 3rd time in his career...Surpassed **Jesse Barfield** (18 in 1982) for the 4th most home runs by a Blue Jays rookie in a single season...Marked his 7th homer vs. Boston, the most home runs by any player against the Red Sox in 2019.
- Set two career highs on Sept. 18 at BAL as he drew three walks and scored three runs in the game.
- Belted a solo home run on Sept. 25 vs. BAL to become the 4th rookie in team history with a 20+ homer season, joining **Eric Hinske** (24 in 2002), **J.P. Arencebia** (23 in 2011) and **Fred McGriff** (20 in 1987)...Added another solo shot two innings later for his 3rd career multi-HR game, giving him 21 total for the year.
- Reached base in 18 of 40 plate appearances over his last 10 games for a .450 OBP (4-1B, 4-2B, 2 HR, 7BB, HBP).
- Slugged .586 in September, 4th best among AL rookies and 20th among all AL batters.



**Bold – career high; Red – league high**

Year	Club and League	AVG	G	AB	R	H	2B	3B	HR	RBI	BB	IBB	SO	SB	CS	OBP	SLG	OPS	SF	SH	HBP
2013	GCL Blue Jays (GCL)	.234	34	124	10	29	5	3	2	20	15	1	26	1	0	.319	.371	.690	1	0	1
2014	Bluefield (APP)	.293	53	191	26	56	11	1	4	36	19	0	27	3	2	.358	.424	.782	5	0	3
	Lansing (MID)	.357	12	42	6	15	0	0	2	7	7	0	10	0	0	.449	.500	.949	0	0	0
2015	Dunedin (FSL)	.275	35	131	17	36	5	0	7	28	14	2	28	3	0	.338	.473	.811	3	0	0
2016	New Hampshire (EAS)	.297	124	438	71	130	29	2	23	81	63	4	92	4	3	.387	.530	.917	7	0	6
2017	Buffalo (INT)	.222	122	445	45	99	29	1	6	56	47	3	94	6	1	.295	.333	.628	7	0	2
2018	Buffalo (INT)	.270	112	393	43	106	22	0	13	50	40	2	74	7	4	.340	.425	.765	6	0	5
	TORONTO (AL)	.314	23	70	10	22	9	0	4	14	2	0	21	0	0	.329	.614	.943	1	0	0
2019	Buffalo (INT)	.366	26	93	20	34	9	0	7	21	14	0	25	0	0	.450	.688	1.138	0	1	1
	TORONTO (AL)	.227	<b>111</b>	370	<b>49</b>	<b>84</b>	<b>19</b>	<b>0</b>	<b>21</b>	<b>54</b>	<b>29</b>	<b>3</b>	<b>116</b>	<b>1</b>	<b>1</b>	.293	.449	.742	0	3	7
<b>Minor Totals</b>		.275	586	2127	274	585	129	7	71	348	243	13	432	26	12	.350	.442	.792	0	34	19
<b>MAJOR TOTALS</b>		.241	134	440	59	106	28	0	25	68	31	3	137	1	1	.299	.475	.774	0	4	7

**HOME RUN BREAKDOWN**

		ONE GAME														
Total	H	A	2	3	4	GS	LO	XN	IP	PH	RHP	LHP				
25	15	10	3	0	0	2	0	1	0	2	19	6				

**TRANSACTIONS**

- Selected by the Toronto Blue Jays in the 30th round of the 2013 First-Year Player Draft

**GAME HIGHS**

<b>ML Debut</b>	Sept. 5, 2018 vs. TB	<b>Stolen Bases</b>	1 – June 12, 2019 at BAL
<b>Runs</b>	3 – Sept. 18, 2019 at BAL	<b>Last ML Home Run</b>	Sept. 25, 2019 vs. BAL
<b>Hits</b>	3 – 3x, last: April 20, 2019 at OAK	<b>Longest Hitting Streak</b>	8G – May 12-23, 2019
<b>Home Runs</b>	2 – 3x, last: Sept. 25, 2019 vs. BAL	<b>Longest On-Base Streak</b>	10G – Sept. 30, 2018-April 6, 2019
<b>RBI</b>	5 – May 21, 2019 vs. BOS	<b>Longest Hitless Streak</b>	14AB – May 23-28, 2019

**MILESTONES**

Category	Date	Opponent	Pitcher	Notes
<b>Hit</b>	1 Sept. 5, 2018	Tampa Bay	Faria	PH Double
<b>Home Run</b>	1 Sept. 8, 2018	Cleveland	Plutko	1R
<b>Multi-HR Game</b>	1 May 21, 2019	Boston	Rodriguez, Rodriguez	2R, 3R
	2 June 19, 2019	Los Angeles (AL)	Heaney, Bedrosian	3R, 1R
	3 Sept. 25, 2019	Baltimore	Ynoa, Fry	1R, 1R
<b>Grand Slam HR</b>	1 April 23, 2019	San Francisco	Watson	8th inning
	2 June 12, 2019	at Baltimore	Castro	5th inning
<b>Extra-Inning HR</b>	1 May 22, 2019	Boston	Hembree	1R, 12th inning
<b>Pinch-hit HR</b>	1 March 31, 2019	Detroit	Jimenez	3R, 8th inning
	2 Sept. 2, 2019	at Atlanta	Soroka	1R, 5th inning
<b>RBI</b>	1 Sept. 5, 2018	Tampa Bay	Faria	PH Double

**PROFESSIONAL CAREER:****MINORS:**

- Began his pro career in 2013 with the GCL Blue Jays where he drove in 20 runs in 34 games.
- Recorded a hit in 20 consecutive starts from July 8-30, 2014, posting a .385 AVG (30-for-78) with a .442 OBP.
- Hit a combined .299 (35-for-117) with runners in scoring position during the 2015 campaign.
- Was bestowed several honours over the course of the 2015 season, including being named a Midwest League All-Star, three Player of the Week awards (April 27-May 3 and May 11-17 with Class-A Lansing; June 22-28 with Advanced-A Dunedin) and was named to the All-Prospect team and named a Rising Star in the Arizona Fall League.
- Was recognized by Baseball America in 2015 as the best hitting prospect in the Midwest League.
- Hit .335 (86-for-257) in 72 games from June through August of 2016 while with Double-A New Hampshire.
- In 75 games battling cleanup in 2016, hit .317 with a .998 OPS with 38 of his 86 hits going for extra bases (20-2B, 18-HR).
- Set several career-highs over the course of his 2016 campaign, including games (124), hits (130), doubles (29), home runs (23), RBI (81), walks (63), strikeouts (92) and slugging (.530)...Ranked 3rd in the Eastern League with a .917 OPS, T-4th in home runs, 6th in RBI, 9th in average (.297) and 10th in doubles.
- Received several awards in 2016, including being named an MLB.com Organization All-Star, a Double-A All-Star by Baseball America, an Eastern League Mid-Season All-Star and an Eastern League Post-Season All-Star.
- Assigned to Triple-A Buffalo at the end of spring training and spent the entire 2017 season there.
- Homered twice in his Triple-A debut on April 8 vs. Scranton/Wilkes-Barre...After that initial game, struggled for much of April, batting .194 in the month...Had his average reach .228 on May 11, only to see it dip to .203 at the start of July and down to .199 at the end of the month...Batted .331 (32-for-103) for the month of August with eight extra-base hits and 14 RBI while drawing 12 walks (.388 OBP, .776 OPS).
- Finished the 2017 season with a line of .222/.295/.333 over 122 games while matching a career high with 29 doubles.
- Posted a .989 fielding percentage while playing exclusively at first base.



## 2018:

- Among AL rookies in September, ranked 2nd in SLG (.638), 3rd in doubles (9), 4th in OPS (.943), 6th in AVG (.328), T-7th in HR (4) and T-7th in RBI (14).
- Batted .270 (106-for-393) with 22 doubles, 13 home runs and 50 RBI across 112 games for Triple-A Buffalo.
- Called up from the Bisons on Sept. 4 and made his **MLB debut** as a pinch-hitter on Sept. 5 vs. TB...Hit an RBI double on the 1st pitch he saw...Became the 7th player in team history to record a hit on his 1st MLB pitch and the 3rd in club history to have a pinch-hit extra-base hit in his 1st MLB PA (**Al Woods** - HR in 1977; **John-Ford Griffin** - 2B in 2005).
- Doubled in his first two plate appearances on Sept. 6 vs. CLE to become the 1st player in the live-ball era to have an extra-base hit in each of his first three MLB plate appearances...Added a double in the 8th to also become the 1st player with four XBH in his first five plate appearances...Became the 1st Blue Jay all-time with four extra-base hits in his first two games.
- Doubled twice more on Sept. 7 vs. CLE to become the 1st player since 1913 with six XBH in his first eight plate appearances...Became the 1st player with six doubles in his first three MLB games...Became the first rookie with six doubles in any three-game stretch since **Joe DiMaggio** in 1936...Tied an MLB record with six extra-base hits in his first three career games (**Chris Dickerson**: six in 2008).
- Hit his 1st MLB HR on Sept. 8 vs. CLE, a solo shot off of **Adam Plutko** in the 5th inning...Became the 1st MLB player (since 1913) to record seven XBH in his first four career games...Became the 4th player in the live-ball era to have each of his first seven hits go for extras...Also singled for his 8th hit, the most ever by a Blue Jay through their first four MLB games.
- On Sept. 11 at BOS, became the 1st MLB player (since 1913) to record seven doubles in his first seven career games...Tied the MLB record with four others with eight extra-base hits in his first seven contests (**Mitchell Page** in 1977, **Alvin Davis** in 1984, **Mark Quinn** in 1999, **Jorge Soler** in 2014).
- Hit his 2nd home run and his 8th double while recording his 1st multi-RBI game on Sept. 20 vs. TB...His eight doubles tied **Adam Lind** for most by a Toronto batter in their first 14 MLB games...Gave him 10 XBH, surpassing **Lind** (nine in 2006) for the most by a Blue Jay in his first 14 career contests...Had 10 XBH in his first 40 PA, tying **Taylor Teagarden** (2008) for the most by any player since tracking began in 1913.
- Notched his 3rd HR and his 9th double on Sept. 22 vs. TB...His 12 XBH in his first 16 games tied for 4th most by any player since tracking began in 1913, behind only **Joe DiMaggio** (1936), **Chris Dickerson** (2008) and **Trevor Story** (2016), who each had 13...Joined **Jeff Francoeur** (12 in 2005) as the only players since 1913 with 12 XBH in their first 48 PA (courtesy STATS).
- Golfed out his 4th Major League home run on Sept. 28 at TB...Was his 3rd homer vs. Tampa Bay and his 2nd off **Tyler Glasnow** (also Sept. 22)...His 13 XBH tied for the most all-time by a Blue Jay through his first 21 MLB games (**Brett Lawrie** - 2011).







# THORNTON

## TRENT

57  
PITCHER

BIRTHDATE ..... September 30, 1993  
OPENING DAY AGE ..... 26  
BIRTHPLACE ..... Charlotte, NC  
RESIDENCE ..... Charlotte, NC  
TWITTER ..... @Trent\_Thornton1

BATS/THROWS ..... R/R  
HEIGHT/WEIGHT ..... 6-0/195  
CONTRACT STATUS ..... signed thru 2020  
M.L. SERVICE ..... 1.000  
OPTIONS USED ..... 0 of 3

### PERSONAL:

- Trent Edward Thornton.
- Graduated from Ardrey Kell High School (NC) in 2012.
- Attended the University of North Carolina where he went 22-12 with a 2.82 ERA over 63 games...Was named a freshman All-American by Baseball America, Perfect Game, the NCBWA and Louisville Slugger in 2013, after setting a school freshman record with 12 wins.
- Ranked as Toronto's 15th-best prospect by MLB heading into 2019.
- Participated in the 2020 Blue Jays Winter Tour in Calgary, AB.

### LAST SEASON:

- Led the team in starts (29), innings (154.1) and strikeouts (149).
- Led AL rookies with 149 strikeouts (4th among MLB rookies)...His 8.69 SO/9 led all MLB rookies (min. 150 IP) and was 8th highest by any pitcher in club history...His 149 K's were the 2nd most in a season by a Blue Jays rookie all-time (**Mark Eichhorn** - 166 in 1986).
- His 29 starts were the most by a Toronto rookie since **Ricky Romero's** 29 starts in 2009...His 10 starts of 1-or-0 ER were the 2nd most ever by a Blue Jays rookie (**Juan Guzman** - 12 in 1991).
- Held a 5.56 ERA (48 ER/77.2 IP) vs. AL East opponents and a 4.11 ERA (35 ER/76.2 IP) vs. all others.
- Made his **MLB debut** on March 31 vs. DET...Fanned **Nicholas Castellanos** in the 1st inning for his 1st strikeout en route to striking out the side...Struck out the next batter in the 2nd inning, becoming the 1st starter in team history to record his first four MLB outs as strikeouts...With his punch-out of **Mikie Mahtook** in the 5th, set the record for most strikeouts by a Blue Jays pitcher in their MLB debut as he finished with two hits allowed over 5.0 innings, eight strikeouts and no walks...Became the 2nd pitcher in MLB history with 8+ strikeouts, no runs, no walks and less than two hits allowed in an MLB debut (**Nick Kingham** on April 29, 2018 vs. STL - 1H, 9K)...Retired all 11 right-handed hitters...Became the 46th player in team history to make his MLB debut as a starter (last: **Sean Reid-Foley** on Aug. 13, 2018 at KC).
- Recorded seven K's on April 5 at CLE, setting a team record with 15 strikeouts in his first two games (**Roy Halladay** - 13 in 1998)...Went 5.2 innings with three hits and two runs allowed...Became the first starting pitcher since Boston's **Eduardo Rodriguez** in 2015 to go 5+ IP with three-or-fewer hits and at least 7 strikeouts in each of his first two MLB starts.
- Took his 1st career loss on April 12 vs. TB as he allowed five runs on eight hits over 3.0+ innings (3HR, 2BB, 3K).
- Was given a no-decision on April 28 vs. OAK as he gave up one run on two hits over 5.0 innings...Recorded seven strikeouts but walked five batters - the most walks in a game in his professional career.
- Made his longest scoreless start on May 3 at TEX, tossing 7.0 innings of one-hit ball (2BB, 5K)...The Jays eventually won, 1-0, in 12 innings.
- Earned his 1st win on May 14 at SF with three hits and two runs allowed over 5.2 innings (5BB, 7K)...Had gone winless through his first eight starts, tied with **Ty Taubenheim** (2006-2007) for 2nd most all-time to start a Blue Jays career, one back of **Paul Menhart** in 1995 (courtesy STATS)...Went 2-for-3 at the plate and scored twice, becoming the 3rd pitcher in team history to record a hit in his 1st game with a plate appearance, joining **Woody Williams** (June 13, 1997 at PHI) and **Chris Michalak** (June 17, 2001 at MON)...Became the 4th pitcher in franchise history with two hits in a game, joining **Roy Halladay**, **Drew Hutchison** and **J.A. Happ**.
- Struck out a career-high 10 batters on May 24 vs. SD...Allowed three runs on four hits and three walks while hurling a career-high 112 pitches (62 strikes)...His 60 K's tied for 2nd most all-time by a Blue Jays pitcher in his first 11 MLB games (**Ricky Romero** - 61; **Marc Rzepczynski** - 60).
- Earned his 2nd career W on June 16 at HOU as he tossed 6.2 scoreless innings (6H, 3BB, 7K)...Had 11 runs of support in the game, after receiving just 23 in his prior 14 starts combined.
- Allowed a career-high seven runs on a career-high 11 hits in 2.2 innings of work on July 2 vs. BOS (1BB, 1K).
- Picked up his 1st home win on July 7 vs. BAL with 6.0 scoreless innings (3H, 0BB, 5K)...Tied **Roy Halladay** and **Drew Hutchison** for a team record with four scoreless starts within his first 19 games.
- His 97 K's were the most by a Toronto rookie before the All-Star break all-time, ahead of **Mark Eichhorn** (82 in 1986)...His 9.22 SO/9 before the All-Star break was 5th highest in team history (min. 90 IP).
- Had his shortest career outing on July 15 at BOS as he gave up five runs over 1.1 innings pitched (5H, 3BB, 0K).
- Pulled after a rain delay on July 20 at DET, having tossed 3.0+ innings (4ER, 1BB, 3K)...Reached 100 strikeouts in 21 games, 3rd fastest in team history (**Juan Guzman** - 20; **Drew Hutchison** - 20).
- Landed on the injured list with right elbow inflammation from July 21-31.
- Returned from the IL for his start on Aug. 1 at BAL and gave up a lone run on five hits over 6.0 innings (0BB, 2K) for his 4th win and his 7th quality start.
- Took a tough-luck loss as the Jays fell, 1-0, on Aug. 11 vs. NYY...Retired the first 12 batters he faced and finished with six K's and one earned run over 6.0 innings (3H, 1BB).
- Made his 1st career relief appearance on Sept. 11 vs. BOS and earned the win with 5.0 hitless innings, including one walk and seven strikeouts...The seven K's tied for 5th most in a relief appearance in team history...Joined **Roy Lee Jackson** (5.0 IP on Sept. 28, 1982 vs. MIN) as the only Blue Jays to throw 5.0+ hitless innings of relief.
- Made his 2nd relief appearance on Sept. 17 at BAL and threw 5.0 innings of one-run ball (3H, 1BB, 4K).
- Allowed four runs over 5.0 innings of relief on Sept. 22 at NYY (5H, 1HR, 0BB, 3K)...Became the 1st pitcher in team history with three consecutive relief appearances of 5.0+ IP (eight players - 2G).
- Made his final start on Sept. 28 vs. TB and threw 5.0 scoreless innings with just one hit (4BB, 8K)...Was his 6th outing of 5+ innings and no runs, tying **Drew Hutchison** for the most ever by a Toronto pitcher in his first 32 career games.



**Bold – career high; Red – league high**

Year	Club & League	W-L	ERA	G	GS	CG	ShO	SV	IP	H	R	ER	HR	HB	BB	IBB	SO	WP	BK	OBA
2015	Tri-City (NYP)	4-0	3.27	15	12	0	0	0	55.0	62	21	20	2	1	10	0	48	7	1	.286
2016	Lancaster (CAL)	7-4	4.12	17	14	1	1	0	89.2	91	46	41	14	2	16	0	89	10	0	.265
	Corpus Christi (TEX)	3-1	2.35	7	7	0	0	0	46.0	42	12	12	5	0	5	0	35	0	0	.243
2017	Corpus Christi (TEX)	1-2	6.06	4	3	0	0	0	16.1	25	14	11	2	0	0	0	13	1	0	.329
	Fresno (PCL)	8-4	5.09	21	20	0	0	0	115.0	137	71	65	12	5	23	1	88	3	0	.295
2018	Fresno (PCL)	9-8	4.42	24	22	0	0	0	124.1	118	67	61	13	5	31	2	122	4	0	.248
2019	TORONTO (AL)	6-9	4.84	32	29	0	0	0	154.1	156	87	83	24	5	61	0	149	5	0	.259
<b>Minor Totals</b>		32-19	4.23	88	78	1	1	0	446.1	475	231	210	48	13	85	3	395	25	1	.271
<b>MAJOR TOTALS</b>		6-9	4.84	32	29	0	0	0	154.1	156	87	83	24	5	61	0	149	5	0	.259

## TRANSACTIONS

- Selected by the Houston Astros in the 5th round of the 2015 First-Year Player Draft
- Traded to the Toronto Blue Jays in exchange for INF Aledmys Diaz on November 17, 2018
- On injured list (right elbow inflammation) from July 21-31, 2019

## GAME HIGHS

<b>ML Debut</b>	March 31, 2019 vs. DET	<b>ER Allowed</b>	7 – July 2, 2019 vs. BOS
<b>Innings Pitched:</b>		<b>HR Allowed</b>	3 – 2x, last: Aug. 6, 2019 at TB
<b>Starter</b>	7.0 – May 3, 2019 at TEX	<b>Low Hit CG</b>	None
<b>Reliever</b>	5.0 – 3x, last: Sept. 22, 2019 at NYY	<b>Last Win</b>	Sept. 28, 2019 vs. TB
<b>Walks:</b>		<b>Last Save</b>	None
<b>Starter</b>	5 – 2x, last: May 14, 2019 at SF	<b>Last CG</b>	None
<b>Reliever</b>	1 – 2x, last: Sept. 17, 2019 at BAL	<b>Last ShO</b>	None
<b>Strikeouts:</b>		<b>Last Start</b>	Sept. 28, 2019 vs. TB
<b>Starter</b>	10 – May 24, 2019 vs. SD	<b>Last Relief App.</b>	Sept. 22, 2019 at NYY
<b>Reliever</b>	7 – Sept. 11, 2019 vs. BOS	<b>Longest Win Streak</b>	2G – Sept. 17, 2019-current
<b>Hits Allowed</b>	11 – July 2, 2019 vs. BOS	<b>Longest Losing Streak</b>	4G – April 12-May 8, 2019
		<b>Scoreless Innings Streak</b>	9.2 – June 11-21, 2019

## MILESTONES

Category	Date	Opponent	Notes
<b>Start</b>	1 March 31, 2019	Detroit	ND - 5.0 IP, 2H, 0ER, 0BB, 8K
<b>Win</b>	1 May 14, 2019	at San Francisco	5.2 IP, 3H, 2ER, 1HR, 5BB, 7K
<b>10+ Strikeout Games</b>			
	1 May 24, 2019	San Diego	10 strikeouts

## PROFESSIONAL CAREER:

### MINORS:

- Began his pro career in 2015 with Class-A Tri-City where he went 4-0 with a 3.27 ERA (20 ER/55.0 IP).
- Started 2016 with Advanced-A Lancaster and posted a 4.12 ERA (41 ER/89.2 IP) while going 7-4 with 89 strikeouts and 16 walks over 17 games (14 starts).
- Was promoted to Double-A Corpus Christi in July and went 3-1 with a 2.35 ERA (12 ER/46.0 IP) while recording five walks and 35 strikeouts (.243 OBA).
- Made four appearances (three starts) with Corpus Christi to start 2017...Made the jump to Triple-A Fresno at the end of April and pitched 6.0 innings of one-run ball in his debut.
- Over 21 games (20 starts) for the Grizzlies to round out his 2017 campaign, went 8-4 with a 5.09 ERA (65 ER/115.0 IP) and 88 strikeouts (23 walks)...His 1.80 BB/9 ratio ranked 2nd best in the PCL.
- Spent the entire 2018 campaign with Triple-A Fresno.
- Went 9-8 with a 4.42 ERA over 24 games (22 starts) while striking out 122 batters (31 walks) over 124.1 innings en route to a career-best opponents' batting average of .248 (1.20 WHIP).
- Earned PCL Pitcher of the Week on June 17 (1GS, 8.0 IP, 1H, 2BB, 3K).
- Struck out a career-high 11 batters over six innings on June 29 at Sacramento (4H, 4ER, 1BB).
- Earned the win in both of his postseason starts, combining for a 1.64 ERA (2 ER/11.0 IP) with 13 hits, four walks and 14 strikeouts.
- Played for Scottsdale in the Arizona Fall League...Posted a 4.02 ERA (7 ER/15.2 IP) with 20 strikeouts and four walks across nine relief appearances...Was named to the AFL Rising Stars Team.
- Was acquired from Houston in exchange for INF Aledmys Diaz on November 17 and added to Toronto's 40-man roster to protect him from the Rule 5 Draft.





NON-ROSTER

# TICE TY

# 73

  
PITCHER

BIRTHDATE ..... July 4, 1996  
 OPENING DAY AGE ..... 23  
 BIRTHPLACE ..... Prairie Grove, AR  
 RESIDENCE ..... Prairie Grove, AR  
 TWITTER ..... NA

BATS/THROWS ..... R/R  
 HEIGHT/WEIGHT ..... 5-9/185  
 CONTRACT STATUS ..... signed thru 2020  
 M.L. SERVICE ..... 0.000  
 OPTIONS USED ..... 0 of 3

## PERSONAL:

- Ty Christian Tice.
- Married to Katelyn.
- Attended Prairie Grove High School in his hometown of Prairie Grove, AR...There he played baseball, basketball and football.
- Went on to the pitch at the University of Central Arkansas.

## LAST SEASON:

- Started the year with Double-A New Hampshire and posted a 1.09 ERA and a 0.85 WHIP in 20 relief appearances.
- Promoted to Triple-A Buffalo on June 13.
- Went 2-1 with a 3.27 ERA in 26 outings for the Bisons, striking out 41 batters over 33.0 innings.
- Has compiled a 2.09 ERA and a 1.19 WHIP in 113 career Minor League outings.

**Bold – career high; Red – league high**

Year	Club & League	W-L	ERA	G	GS	CG	ShO	SV	IP	H	R	ER	HR	HB	BB	IBB	SO	WP	BK	OBA
2017	Bluefield (APP)	1-1	1.05	23	0	0	0	12	25.2	18	7	3	2	0	11	0	35	0	0	.189
2018	Lansing (MID)	1-1	0.00	10	0	0	0	5	9.0	5	1	0	0	0	3	0	12	1	0	.161
	Dunedin (FSL)	6-6	2.70	34	0	0	0	3	50.0	39	20	15	3	1	21	3	44	5	0	.220
2019	New Hampshire (EAS)	1-3	1.09	20	0	0	0	4	24.2	13	9	3	0	1	8	0	23	2	0	.141
	Buffalo (INT)	2-1	3.27	26	0	0	0	4	33.0	30	14	12	2	1	21	1	41	4	1	.236
<b>Minor Totals</b>		11-12	2.09	113	0	0	0	28	142.1	105	51	33	7	3	64	4	155	12	1	.201

## TRANSACTIONS

- Selected by the Toronto Blue Jays in the 16th round of the 2017 First-Year Player Draft

## PROFESSIONAL CAREER:


### MINORS:

- Started his pro career in 2017 with Rookie-level Bluefield...Posted a 1.05 ERA across 23 relief appearances while picking up 12 saves.
- Was named an Appalachian League Post-Season All-Star.
- Pitched in 10 games without allowing a run for Class-A Lansing to start his 2018 campaign.
- Joined Advanced-A Dunedin for a game in April and then returned on May 15 for the rest of the season...Kept a 2.70 ERA and a 1.20 WHIP in 34 appearances while with the D-Jays.

## LONGEST SCORELESS INNINGS STREAKS BY A TORONTO RELIEVER WITHIN A SEASON

1989	26.2	Tom Henke	Aug. 6-Sept. 14, 1989
2015	26.0	Brett Cecil	June 24-Sept. 19, 2015
2008	26.0	Scott Downs	May 2-July 1, 2008
1986	24.0	Mark Eichhorn	Aug. 10-29, 1986
2001	23.0	Paul Quantrill	April 3-May 10, 2001
2007	21.2	Jeremy Accardo	April 4-May 26, 2007
1987	21.1	Tom Henke	April 6-May 20, 1987
1978	21.1	Victor Cruz	June 24-July 31, 1978





# WAGUESPACK

## JACOB

62  
PITCHER

BIRTHDATE ..... November 5, 1993  
OPENING DAY AGE ..... 26  
BIRTHPLACE ..... Prairieville, LA  
RESIDENCE ..... Prairieville, LA  
TWITTER ..... @jacobwag15

BATS/THROWS ..... R/R  
HEIGHT/WEIGHT ..... 6-6/235  
CONTRACT STATUS ..... signed thru 2020  
M.L. SERVICE ..... 0.116  
OPTIONS USED ..... 1 of 3

### PERSONAL:

- Jacob Daniel Waguespack.
- Attended Dutchtown High School in Geismar, LA.
- Originally selected in the 37th round by the Pittsburgh Pirates in the 2012 draft but went to the University of Mississippi in Oxford instead.
- After going undrafted in 2015, signed a Minor League deal with the Philadelphia Phillies on June 22.
- Finished his degree in managerial finance at Ole Miss in December of 2018.

### LAST SEASON:

- Held left-handed hitters to a .208 AVG (27-for-130), 9th best among AL pitchers to face at least 140 such batters.
- Made his **MLB debut** with 4.0 innings of relief on May 27 at TB...Gave up 3R/2ER on three hits and a walk...Struck out seven batters to set a franchise record for a reliever in his 1st MLB game, ahead of **Kelvin Escobar's** five K's on June 29, 1997 at BAL...Marked the 5th time in team history that a pitcher debuted with 4.0+ innings of relief (last: **Lee Gronkiewicz** - 4.0 IP on June 19, 2007 vs. LAD)...Only twice in MLB history had a pitcher debuted with more than seven strikeouts in relief: Pittsburgh's **Barry Jones** picked up eight K's on April 20, 1986 at CHC (4.0 IP), and Houston's **Joe Musgrove** also fanned eight batters on Aug. 2, 2016 vs. TOR (4.1 IP)...Waguespack also became the 4th pitcher of any kind in Blue Jays history to record 7+ strikeouts in his MLB debut (last: **Trent Thornton** - 8 on March 31, 2019 vs. DET).
- Placed on the injured list from May 28-July 2 with a right shoulder strain...Made three rehab appearances for Triple-A Buffalo, combining for three earned runs allowed over 9.2 innings (2.79 ERA).
- Earned his 1st career win on July 3 vs. BOS as he tossed 5.0+ innings of relief, allowing six hits and three runs (0BB, 4K)...Of all the MLB pitchers to make their first two career appearances as a reliever, only **Pete Richert** (12 in 1962) and **Sonny Siebert** (12 in 1964) had more than 10 strikeouts, before Waguespack's 11 in 2019.
- Made his 1st MLB start on July 16 at BOS and took a no-decision with four runs allowed over 4.2 IP in a Blue Jays' 10-4 win (6H, 3BB, 2K).
- Took his 1st career loss on July 26 vs. TB as he gave up three runs over 5.0 frames (6H, 3BB, 2K).
- Recorded his 1st career quality start on July 31 at KC with 6.0 innings of one-run ball (3H, 2BB, 2K).
- Improved to 3-1 with his second straight win and quality start on Aug. 5 at TB...Marked his 1st scoreless game (6.0 IP, 4H, 1BB, 4K).
- Won his 3rd consecutive decision on Aug. 16 vs. SEA as he gave up two runs over 5.1 IP while throwing a career-high 102 pitches (75 strikes).
- On Aug. 22 at LAD, limited MLB's best team at the time to one hit and one walk over 7.0 scoreless innings (5K) in what was his 1st interleague game...Kept left-handed hitters to 0-for-11 on the night (2K).
- Faced the Braves for the 2nd straight outing on Sept. 2 at ATL...Allowed 4R/2ER over 4.0 IP and issued a career-high five walks (1H, 4K).
- Was tagged with a career-high six runs on Sept. 8 at TB (7H, 1HR, 2BB, 2K).
- Made his 13th and final start on Sept. 25 vs. BAL...Tossed 6.0 shutout frames for his 3rd scoreless start (4H, 2BB, 5K)...Tied a team record (6th time) with three starts of 6+ IP and no runs allowed within his first 16 MLB contests...Earned the win to wrap up his rookie campaign at 5-5.
- Went 2-6 with a 5.30 ERA in 12 total games (11 starts) for the Triple-A Buffalo Bisons (1.56 WHIP).

**Bold - career high; Red - league high**

Year	Club & League	W-L	ERA	G	GS	CG	ShO	SV	IP	H	R	ER	HR	HB	BB	IBB	SO	WP	BK	OBA
2015	GCL Phillies (GCL)	0-0	7.94	4	0	0	0	0	5.2	9	5	5	0	0	1	0	7	1	0	.375
	Williamsport (NYP)	0-1	0.42	15	0	0	0	1	21.1	9	3	1	0	0	8	1	25	2	0	.132
2016	Lakewood (SAL)	4-2	3.52	43	0	0	0	6	71.2	75	31	28	1	3	29	1	72	5	2	.265
2017	Clearwater (FSL)	6-5	3.29	24	10	0	0	1	68.1	63	29	25	3	2	24	2	73	8	0	.245
	Reading (EAS)	3-2	3.65	7	6	0	0	0	37.0	37	17	15	2	2	16	1	35	1	0	.262
2018	Reading (EAS)	1-1	3.99	7	7	0	0	0	29.1	31	14	13	0	1	16	0	31	4	2	.261
	Lehigh Valley (INT)	3-5	5.06	14	8	0	0	1	53.1	54	34	30	4	1	20	1	48	4	0	.263
	Buffalo (INT)	2-4	5.03	7	6	1	0	0	39.1	47	26	22	3	1	10	0	33	2	0	.294
2019	Buffalo (INT)	2-6	5.30	12	11	0	0	0	52.2	57	33	31	9	2	25	0	52	2	1	.278
	TORONTO (AL)	5-5	4.38	16	13	0	0	0	78.0	75	43	38	12	5	29	0	63	2	0	.249
<b>Minor Totals</b>		21-26	4.04	133	48	1	0	9	378.2	382	192	170	22	12	149	6	376	29	5	.261
<b>MAJOR TOTALS</b>		5-5	4.38	16	13	0	0	0	78.0	75	43	38	12	5	29	0	63	2	0	.249

### TRANSACTIONS

- Signed by the Philadelphia Phillies on June 22, 2015
- Traded to the Toronto Blue Jays in exchange for LHP Aaron Loup on July 31, 2018



## GAME HIGHS

<b>ML Debut</b>	May 27, 2019 at TB	<b>ER Allowed</b>	6 – Sept. 8, 2019 at TB
<b>Innings Pitched:</b>		<b>HR Allowed</b>	2 – 2x, last: Sept. 20, 2019 at NYY
<b>Starter</b>	7.0 – Aug. 22, 2019 at LAD	<b>Low Hit CG</b>	None
<b>Reliever</b>	5.0 – July 3, 2019 vs. BOS	<b>Last Win</b>	Sept. 25, 2019 at BAL
<b>Walks:</b>		<b>Last Save</b>	None
<b>Starter</b>	5 – Sept. 2, 2019 at ATL	<b>Last CG</b>	None
<b>Reliever</b>	3 – Aug. 10, 2019 vs. NYY	<b>Last ShO</b>	None
<b>Strikeouts:</b>		<b>Last Start</b>	Sept. 25, 2019 vs. BAL
<b>Starter</b>	7 – July 21, 2019 at DET	<b>Last Relief App.</b>	Aug. 10, 2019 vs. NYY
<b>Reliever</b>	7 – May 27, 2019 at TB	<b>Longest Win Streak</b>	3G – July 31-Aug. 16, 2019
<b>Hits Allowed</b>	9 – July 21, 2019 at DET	<b>Longest Losing Streak</b>	4G – Aug. 28-Sept. 14, 2019
		<b>Scoreless Innings Streak</b>	11.1 – Aug. 16-28, 2019

## MILESTONES

Category	Date	Opponent	Notes
<b>Start</b>	1 July 16, 2019	at Boston	ND - 4.2 IP, 6H, 4ER, 1HR, 3BB, 2K
<b>Win</b>	1 July 3, 2019	Boston	as a reliever - 5.0 IP, 6H, 3ER, 1HR, 0BB, 4K

## PROFESSIONAL CAREER:

## MINORS:

- Split his first pro season with the Rookie-level GCL Phillies (4G) and Class-A (short) Williamsport (15G).
- Recorded 25 strikeouts, a .132 opponents' batting average and a 0.42 ERA over 21.1 innings while with Williamsport.
- Spent his entire 2016 campaign with Class-A Lakewood.
- Made 43 relief appearances struck out 72 batters over 71.2 innings...His 43 games played tied for 3rd most among South Atlantic League pitchers.
- Started 2017 with Advanced-A Clearwater and went 6-5 with a 3.29 ERA across 24 games (10 starts), including 73 strikeouts in 68.1 innings of work.
- Finished his season with seven games (six starts) for Double-A Reading where he posted a 3.65 ERA and punched out 35 batters over 37.0 frames.
- Was assigned to Triple-A Lehigh Valley on Sept. 6 for the IronPigs' playoff run.
- Made one postseason start, allowing just one run over 7.0 innings on Sept. 10 at Scranton/Wilkes-Barre (3H, 2BB, 7K).
- Split the first 21 games of his 2018 season between Double-A Reading and Triple-A Lehigh Valley.
- Combined for a 4-6 record while making 15 starts between the two clubs.
- Was traded to the Blue Jays in exchange for LHP **Aaron Loup** on July 31.
- Joined Triple-A Buffalo after the trade and set a Bisons debut record as he struck out 12 batters on Aug. 2 vs. Lehigh Valley (6.1 IP, 8H, 4ER, 1BB), just two days after changing clubhouses at Coca-Cola Field.
- Finished with a 2-4 record and a 5.03 ERA across seven games (six starts) for Buffalo.
- Was added to Toronto's 40-man roster after the season to protect him from the Rule 5 Draft.

## STIEB'S NO-HITTER

## SEPTEMBER 2, 1990 AT CLEVELAND — TORONTO 3, CLEVELAND 0

Dave Stieb chalked up his first no-hitter and the first in BLUE JAYS history as he stopped the Cleveland Indians on a sunny Sunday afternoon at Cleveland Stadium before a crowd of 23,640.

The game ended as Cleveland's Jerry Browne sent a fly to right field where Junior Felix put the squeeze on it.

Stieb had a season high nine strikeouts and walked four over his 122-pitch afternoon.

There were no tough plays and only a couple of well hit balls. The closest the Tribe came to a hit was Ken Phelps pulling a liner about three feet foul to open the eighth inning.

The Blue Jays and Stieb got their offensive support from Fred McGriff who hit two solo home runs, and from Manny Lee who doubled home Kenny Williams in the 5th inning.

Stieb had previously gone 8.2 innings, three times, protecting no-hitters. He had back-to-back attempts in September 1988: on September 24 at Cleveland Stadium, Julio Franco had a bad-hop single over second baseman Manny Lee's head. In his next start, September 30 vs. Baltimore at Exhibition Stadium, Jim Traber looped a single over first baseman Fred McGriff's outstretched glove hand. Both no-hit bids were lost on 2-2 pitches. Stieb also had a perfect game for 8.2 innings on August 4, 1989 vs. the Yankees at SkyDome. Roberto Kelly doubled to left to break it up.

TORONTO	0	0	0	1	1	0	0	0	1	—	3	8	0
CLEVELAND	0	0	0	0	0	0	0	0	0	—	0	0	1

P: STIEB and BORDERS (C)

P: BLACK, OROSCO (8), OLIN (9) and SKINNER (C)

WP-STIEB (17-5) LP-BLACK (10-9)

STIEB PITCHING LINE: 9.0 IP 0 H 0 R 0 ER 4 BB 9 SO





# WALL FORREST

82  
OUTFIELDER

NON-ROSTER

BIRTHDATE ..... November 20, 1995  
OPENING DAY AGE ..... 24  
BIRTHPLACE ..... Winter Park, FL  
RESIDENCE ..... Orlando, FL  
TWITTER ..... @forrestwall7

BATS/THROWS ..... L/R  
HEIGHT/WEIGHT ..... 6-1/195  
CONTRACT STATUS ..... signed thru 2020  
M.L. SERVICE ..... 0.000  
OPTIONS USED ..... 0 of 3

## PERSONAL:

- Forrest Alexander Wall.
- Played on a Florida Travel Baseball team with teammates **Bo Bichette** and **Sean Reid-Foley** in 2013.
- Hit more home runs than **Jose Bautista** in the first round of a charity home run derby to raise money for his high school in January of 2014.
- Selected by the Colorado Rockies in the 1st round (35th overall) of the 2014 MLB Draft out of Orangewood Christian High School in Maitland, Florida.
- Signed with the Rockies on June 14, 2014...Had committed to the University of North Carolina before being drafted.

## LAST SEASON:

- Began the year with Double-A New Hampshire and batted .270 across 109 games for the Fisher Cats.
- Claimed Player of the Week on June 2 for batting .571 (16-for-28) with six doubles, two homers and six RBI in seven games.
- Named an Eastern League Mid-Season All-Star.
- Homered in four consecutive games from July 7-15.
- Promoted to Triple-A Buffalo on Aug. 18.
- Hit .255 in 14 contests for the Bisons, including five extra-base hits.

**Bold – career high; Red – league high**

Year	Club and League	AVG	G	AB	R	H	2B	3B	HR	RBI	BB	IBB	SO	SB	CS	OBP	SLG	OPS	SF	SH	HBP
2014	Grand Junction (PIO)	.318	41	157	48	50	6	6	3	24	27	0	32	18	5	.416	.490	.906	1	3	0
2015	Boise (NWL)	.500	4	10	4	5	0	0	0	1	6	0	2	2	2	.647	.500	1.147	1	0	0
	Asheville (SAL)	.280	99	361	57	101	16	10	7	46	41	0	72	23	9	.355	.438	.793	4	7	3
2016	Modesto (CAL)	.264	120	459	57	121	16	4	6	56	41	0	97	22	11	.329	.355	.684	5	10	6
2017	Lancaster (CAL)	.299	22	87	17	26	4	1	3	16	9	0	16	5	3	.361	.471	.832	1	1	0
2018	Lancaster (CAL)	.305	47	203	43	62	11	5	3	19	23	0	47	20	8	.382	.453	.835	0	2	2
	Hartford Yard (EAS)	.206	46	170	27	35	6	1	6	12	17	0	42	8	3	.289	.359	.648	0	0	3
	New Hampshire (EAS)	.271	35	129	19	35	7	2	1	13	13	0	46	10	3	.354	.380	.734	1	0	4
2019	New Hampshire (EAS)	.270	109	415	70	112	27	4	9	41	49	0	109	13	8	.353	.419	.772	1	0	4
	Buffalo (INT)	.255	14	47	9	12	3	0	2	4	6	1	14	1	0	.340	.447	.787	0	0	0
<b>Minor Totals</b>		.274	537	2038	351	559	96	33	40	232	232	1	477	122	52	.353	.413	.765	24	13	22

## TRANSACTIONS

- Selected by the Colorado Rockies in the 1st round (35th overall) of the 2014 First-Year Player Draft
- Traded to the Toronto Blue Jays along with 1B Chad Spanberger in exchange for RHP Seunghwan Oh on July 26, 2018

## PROFESSIONAL CAREER:

### MINORS:

- Played his first season of professional baseball with Rookie-level Grand Junction where he batted .318 across 41 contests.
- Was named a 2014 MiLB.com Organizational All-Star and a Baseball America Rookie All-Star.
- Started his 2015 campaign with four games at Class-A (short) Boise before being promoted to Class-A Asheville.
- Hit .286 across his 103 games in 2015, including 16 doubles, 10 triples and seven homers...His 10 triples were tied for 3rd most in the South Atlantic League while his .793 OPS ranked 10th.
- Spent his entire 2016 season with Advanced-A Modesto...Batted .264 over 120 games.
- Played in just 22 games in 2017, all with Advanced-A Lancaster, before landing on the DL on May 3 for the remainder of the season.
- Started 2018 with Advanced-A Lancaster where he slashed .305/.382/.453 over 47 games.
- Made the move to Double-A Hartford on May 28 and played in 46 contests.
- Was traded from Colorado to Toronto along with 1B **Chad Spanberger** in exchange for RHP **Seunghwan Oh** on July 26.
- Finished his season with 35 games at Double-A New Hampshire, batting .271 (35-for-129) with seven doubles, two triples and a home run for the Fisher Cats.
- Went 5-for-21 (.238) with a double across six playoff games as New Hampshire claimed the Eastern League Championship, including a 10th-inning single to drive in two runs to win Game 1 of the Championship Series in Akron.







NON-ROSTER

# WARMOTH

## LOGAN

80

INFILDER

BIRTHDATE ..... September 6, 1995  
 OPENING DAY AGE ..... 24  
 BIRTHPLACE ..... Orlando, FL  
 RESIDENCE ..... Orlando, FL  
 TWITTER ..... @loganwarmoth

BATS/THROWS ..... R/R  
 HEIGHT/WEIGHT ..... 6-0/195  
 CONTRACT STATUS ..... signed thru 2020  
 M.L. SERVICE ..... 0.000  
 OPTIONS USED ..... 0 of 3

### PERSONAL:

- Logan Brock Warmoth.
- Played his travel ball with the Orlando Scorpions as a teammate of **Brendan Rogers** (No. 3 overall pick by Colorado in 2015) and Virginia outfielder **Adam Haseley** (No. 8 overall pick by Philadelphia in 2017).
- Attended Lake Brantley High School in Altamonte Springs, FL.
- Played three years for North Carolina and put up a .958 OPS across 63 games in his junior year (19-2B, 5-3B, 10 HR, 49 RBI, 18 SB).
- His brother, **Tyler**, played at Florida State and spent time in the the Angels' system, reaching as high as Triple-A in 2017.
- His father, Greg, works a television anchor in Orlando.
- Ranked as Toronto's 8th-best prospect by Baseball America after the 2017 season.

### LAST SEASON:

- Played the first 36 games of his campaign with Advanced-A Dunedin, where he batted .292 with an .803 OPS.
- Promoted to Double-A New Hampshire on June 14.
- Batted .200 for the Fisher Cats while posting a .987 fielding percentage at second base (36G) and a .960 fielding percentage at shortstop (21G)...Also made four starts in center field and one at third base.
- Recorded six three-hit games throughout the year.

**Bold – career high; Red – league high**

Year	Club and League	AVG	G	AB	R	H	2B	3B	HR	RBI	BB	IBB	SO	SB	CS	OBP	SLG	OPS	SF	SH	HBP
2017	GCL Blue Jays (GCL)	.273	6	22	3	6	0	0	1	3	1	0	2	1	0	.304	.409	.713	0	0	0
	Vancouver (NWL)	.306	39	160	18	49	11	2	1	20	7	0	33	5	2	.356	.419	.775	0	1	6
2018	GCL Blue Jays (GCL)	.273	4	11	4	3	0	0	0	0	2	0	4	0	0	.500	.273	.773	0	0	3
	Dunedin (FSL)	.248	75	282	31	70	13	2	1	28	30	0	69	9	0	.322	.319	.641	2	5	3
2019	Dunedin (FSL)	.292	36	137	27	40	7	1	3	16	19	0	41	2	1	.380	.423	.803	0	1	1
	New Hampshire (EAS)	.200	65	220	20	44	11	3	0	15	22	0	74	12	2	.290	.277	.567	2	3	7
<b>Minor Totals</b>		.255	225	832	103	212	42	8	6	82	81	0	223	29	5	.332	.346	.678	4	10	20

### TRANSACTIONS

- Selected by the Toronto Blue Jays in the 1st round (22nd overall) of the 2017 First-Year Player Draft

### PROFESSIONAL CAREER:

#### MINORS:

- Started his pro career in 2017 with six games for Rookie-level Bluefield and 39 games for Class-A (short) Vancouver, combining to hit .302 with 11 doubles, two triples, two home runs and 35 RBI (.768 OPS).
- Spent the majority of 2018 playing for Advanced-A Dunedin where he slashed .248/.322/.319 across 75 contests.
- Was twice sidelined with injuries during the season (May 27-June 12 and June 22-July 18).

### YOUNGEST BLUE JAYS TO RECORD FIRST MULTI-HOMER GAME

Player	Date	Age
Vladimir Guerrero Jr.	05/14/2019	20 years, 59 days
Travis Snider	04/13/2009	21 years, 70 days
Felipe Lopez	09/04/2001	21 years, 115 days
Bo Bichette	08/20/2019	21 years, 168 days
Carlos Delgado	04/11/1994	21 years, 290 days
John Olerud	06/21/1990	21 years, 320 days





# YAMAGUCHI SHUN

1  
PITCHER

BIRTHDATE ..... July 11, 1987  
OPENING DAY AGE ..... 32  
BIRTHPLACE ..... Nakatsu, Japan  
RESIDENCE ..... Tokyo, Japan  
TWITTER ..... NA

BATS/THROWS ..... R/R  
HEIGHT/WEIGHT ..... 6-2/225  
CONTRACT STATUS ..... signed thru 2021  
M.L. SERVICE ..... 0.000  
OPTIONS USED ..... 0 of 3

## PERSONAL:

- Shun Yamaguchi.
- His father, Hisashi, was a sumo wrestler in the upper-echelon Makuuchi division and ranked as high as Maegashira 4.
- Was drafted by the Yokohama BayStars in the 1st round of the 2005 high school draft.
- Made three appearances for Japan in the WBSC Premier 12 Tournament last November.
- Chose to wear No. 1 as it is the number usually given to the best highschool pitchers in Japan.
- Enjoys cooking whenever he gets the chance.
- Is the 6th Japanese-born player to play for the Blue Jays, and the 4th pitcher to do so, joining **Mike Nakamura** (2004), **Tomo Ohka** (2007) and **Ryota Igarashi** (2012).

## LAST SEASON:

- Led the Japanese Central League in strikeouts (188) and wins (15) while tied for 3rd in ERA (2.91).
- Set career highs in wins (15), starts (26), innings (170.0) and strikeouts.

**Bold – career high; Red – league high**

Year	Club & League	W-L	ERA	G	GS	CG	ShO	SV	IP	H	R	ER	HR	HB	BB	IBB	SO	WP	BK	OBA
2006	Yokohama (NPB)	1-2	6.43	5	5	0	0	0	21.0	22	15	15	8	2	8	0	17	0	0	-
2007	Yokohama (NPB)	0-3	6.30	6	4	0	0	0	20.0	21	16	14	4	1	10	0	14	1	0	-
2008	Yokohama (NPB)	1-1	0.76	16	0	0	0	0	23.2	10	2	2	1	1	16	0	28	2	0	-
2009	Yokohama (NPB)	5-4	3.27	51	0	0	0	18	55.0	44	22	20	7	4	17	0	68	5	0	-
2010	Yokohama (NPB)	2-8	2.62	54	0	0	0	30	68.2	57	20	20	6	1	24	5	78	3	0	-
2011	Yokohama (NPB)	2-6	2.49	59	0	0	0	34	61.1	46	20	17	5	4	19	1	48	3	0	-
2012	DeNA (NPB)	1-2	1.74	60	0	0	0	22	62.0	46	13	12	1	5	22	4	62	2	0	-
2013	DeNA (NPB)	5-2	5.40	44	0	0	0	7	46.2	46	28	28	6	2	16	1	48	5	0	-
2014	DeNA (NPB)	8-5	2.90	33	17	3	2	0	124.0	107	58	40	5	3	60	0	96	5	0	-
2015	DeNA (NPB)	3-6	4.49	20	20	2	0	0	114.1	127	67	57	13	3	42	0	119	6	1	-
2016	DeNA (NPB)	11-5	2.86	19	19	5	3	0	138.2	112	48	44	10	4	44	0	121	5	0	-
2017	Yomiuri (NPB)	1-1	6.43	4	4	0	0	0	21.0	24	15	15	5	1	16	0	22	1	1	-
2018	Yomiuri (NPB)	9-9	3.68	30	21	6	2	1	154.0	127	66	63	18	9	60	1	144	4	0	-
2019	Yomiuri (NPB)	15-4	2.91	26	26	0	0	0	170.0	137	60	55	8	13	60	1	188	4	0	-
<b>NPB Totals</b>		64-58	3.35	427	90	16	7	112	1080.1	926	450	402	97	53	414	13	1053	46	2	-

## TRANSACTIONS

- Signed by the Toronto Blue Jays on December 28, 2019

## PROFESSIONAL CAREER:

### 2006:

- Broke into Nippon Professional Baseball as an 18-year-old and posted a 6.43 ERA in five starts.

### 2007:

- Made four starts and a pair of relief appearances while going 0-3 with a 6.30 ERA.

### 2008:

- Allowed just two runs over 23.2 innings of relief for a 0.76 ERA.

### 2009:

- Made 51 appearances out of the bullpen and collected the first 18 saves of his career.

### 2010:

- Recorded 30 saves in 54 outings while keeping a 2.49 ERA.

### 2011:

- Collected a career-high 34 saves, 4th most in the Japanese Central League.

### 2012:

- Surrendered just one home run across 62.0 innings of work and boasted a 1.74 ERA while making a career-high 60 appearances.

### 2013:

- Saw his ERA jump to 5.40 but picked up five wins (5-2) for the 2nd time in his career (5-4 in 2009).



**2014:**

- Transitioned towards becoming a starter, stretching out to 124.0 innings pitched while making 17 starts and 16 relief appearances...Tossed three complete games, including two shutouts.
- Recorded his 1st career home run as a hitter.

**2015:**

- Was used exclusively as a starter, going 3-6 with a 4.49 ERA in 20 outings.

**2016:**

- Reached the 10-win mark in a season for the 1st time as he went 11-5 with a 2.86 ERA over 19 starts, including a career-best three shutouts.


**2017:**

- Signed a three-year deal to play for the Yomiuri Giants.
- Was limited to four starts for the year.
- Did not start his season until June due to discomfort in his right shoulder.
- Was suspended for the remainder of the season for an off-field incident in July.

**2018:**

- Went an even 9-9 with a 3.68 ERA while making 21 starts and nine relief appearances.
- His 144 strikeouts ranked 5th in the Japanese Central League while his 3.68 ERA was 7th best among qualified pitchers.
- Threw a career-high six complete games.





# ZEUCH

## T.J.

# 35

PITCHER

BIRTHDATE ..... August 1, 1995  
 OPENING DAY AGE ..... 24  
 BIRTHPLACE ..... Mason, OH  
 RESIDENCE ..... Pittsburgh, PA  
 TWITTER ..... NA

BATS/THROWS ..... R/R  
 HEIGHT/WEIGHT ..... 6-7/245  
 CONTRACT STATUS ..... signed thru 2020  
 M.L. SERVICE ..... 0.027  
 OPTIONS USED ..... 0 of 3

### PERSONAL:

- Timothy James Zeuch...Pronounced "ZOYK".
- Was a non-roster invitee to Spring Training but did not pitch due to a lat strain.
- Was originally drafted by the Kansas City Royals in the 31st round in 2013 but instead went to the University of Pittsburgh...
- Went 6-1 with a 3.10 ERA (1.15 WHIP) over 10 starts in his junior year.
- Enjoys cooking when he gets the chance...Married his wife, Lindsay, in 2018.

### LAST SEASON:

- Tossed at least 4.0 innings in each of his five MLB outings while allowing three-or-fewer runs each time.
- Was a non-roster invitee to Spring Training but did not pitch due to a lat strain.
- Made two rehab starts with Advanced-A Dunedin, combining for 8.2 innings of work with four runs allowed.
- Joined the Triple-A Buffalo Bisons on June 22...Went 4-3 with a 3.69 ERA in 13 starts there.
- Led all Bisons pitchers with 61.2 IP after the All-Star break.
- Threw a **no-hitter** on Aug. 19 at Rochester, using 114 pitches (73 strikes) with a walk and three strikeouts...Joined **Bartolo Colon** (June 20, 1997 vs. New Orleans) as the only Bisons pitchers in the modern era to record a no-hitter.
- Made his **MLB debut** on Sept. 3 at ATL...Tossed 4.0 innings of relief while allowing two runs on three hits (2BB, 4K)...Became the 37th pitcher used by Toronto during the 2019 season for a new franchise high (36 in 2018).
- Made his 1st start on Sept. 10 vs. BOS...Went 4.1 innings and allowed three runs on six hits (1HR, 3BB, 1K)...Was the 20th starter used by the Blue Jays in 2019, tied for 2nd most in MLB history (Philadelphia Athletics - 24 in 1915).
- Earned his 1st career win on Sept. 15 vs. NYY as he tossed a personal-high 5.1 innings of relief...Allowed 3R/2ER on five hits (3BB, 6K).
- Made his 2nd start on Sept. 21 at NYY and struck out a career-high six batters without issuing a walk over 4.0 frames (4H, 2ER)...Had his strike rate increase with each of his first four outings (56.2%, 56.8%, 57.3%, 64.3%).
- Made his 5th MLB appearance and his 3rd career start on Sept. 27 vs. TB...Threw 5.0 innings while allowing three runs on four hits (1HR, 3BB, 4K) in a 6-2 loss.

**Bold – career high; Red – league high**

Year	Club & League	W-L	ERA	G	GS	CG	ShO	SV	IP	H	R	ER	HR	HB	BB	IBB	SO	WP	BK	OBA
2016	GCL Blue Jays (GCL)	0-0	0.00	1	1	0	0	0	3.0	0	0	0	0	0	0	0	2	0	0	.000
	Vancouver (NWL)	0-1	3.52	6	6	0	0	0	23.0	21	9	9	1	0	5	0	22	0	0	.247
	Lansing (MID)	0-1	9.00	2	2	0	0	0	8.0	10	8	8	1	3	2	0	14	1	0	.294
2017	GCL Blue Jays (GCL)	0-2	5.14	3	3	0	0	0	7.0	9	6	4	1	1	2	0	5	2	0	.321
	Dunedin (FSL)	3-4	3.38	12	11	0	0	0	58.2	63	35	22	3	5	17	0	46	5	0	.266
2018	Dunedin (FSL)	3-3	3.47	6	6	1	0	0	36.1	34	15	14	4	1	9	0	24	1	0	.248
	New Hampshire (EAS)	9-5	3.08	21	21	1	1	0	120.0	120	48	41	7	4	31	0	81	4	0	.258
2019	Dunedin (FSL)	0-0	4.15	2	2	0	0	0	8.2	7	4	4	0	0	2	0	12	1	0	.206
	Buffalo (INT)	4-3	3.69	13	13	1	1	0	78.0	70	35	32	6	8	32	0	39	1	0	.238
	TORONTO (AL)	1-2	4.76	5	3	0	0	0	22.2	22	13	12	2	0	11	0	20	2	0	.250
<b>Minor Totals</b>		19-19	3.52	66	65	3	2	0	342.2	334	160	134	23	22	100	0	245	15	0	.252
<b>MAJOR TOTALS</b>		1-2	4.76	5	3	0	0	0	22.2	22	13	12	2	0	11	0	20	2	0	.250

### TRANSACTIONS

- Selected by the Toronto Blue Jays in the 1st round (21st overall) of the 2016 First-Year Player Draft

### GAME HIGHS

<b>ML Debut</b>	Sept. 3, 2019 at ATL	<b>ER Allowed</b>	3 – 2x, last: Sept. 27, 2019 vs. TB
<b>Innings Pitched:</b>		<b>HR Allowed</b>	1 – 2x, last: Sept. 27, 2019 vs. TB
<b>Starter</b>	5.0 – Sept. 27, 2019 vs. TB	<b>Low Hit CG</b>	None
<b>Reliever</b>	5.1 – Sept. 15, 2019 vs. NYY	<b>Last Win</b>	Sept. 15, 2019 vs. NYY
<b>Walks:</b>		<b>Last Save</b>	None
<b>Starter</b>	3 – 2x, last: Sept. 27, 2019 vs. TB	<b>Last CG</b>	None
<b>Reliever</b>	3 – Sept. 15, 2019 vs. NYY	<b>Last ShO</b>	None
<b>Strikeouts:</b>		<b>Last Start</b>	Sept. 27, 2019 vs. TB
<b>Starter</b>	6 – Sept. 21, 2019 at NYY	<b>Last Relief App.</b>	Sept. 15, 2019 vs. NYY
<b>Reliever</b>	5 – Sept. 15, 2019 vs. NYY	<b>Longest Win Streak</b>	1G – Sept. 15, 2019 vs. NYY
<b>Hits Allowed</b>	6 – Sept. 10, 2019 vs. BOS	<b>Longest Losing Streak</b>	2G – Sept. 21, 2019-current
		<b>Scoreless Innings Streak</b>	3.0 – Sept. 3, 2019



## MILESTONES

Category	Date	Opponent	Notes
<b>Start</b>	1 Sept. 10, 2019	Boston	ND - 4.1 IP, 6H, 3ER, 1HR, 3BB, 1K
<b>Win</b>	1 Sept. 15, 2019	New York (AL)	as a reliever - 5.1 IP, 5H, 3ER, 3BB, 5K

## PROFESSIONAL CAREER:

## MINORS:

- Threw 3.0 hitless innings in his pro debut with the GCL Blue Jays on July 9, 2016 (2K).
- Joined the Class-A (short) Vancouver Canadians for six starts and put together a 3.52 ERA.
- Made the jump to Class-A Lansing for his final two starts of 2016...Was tagged with eight runs in 8.0 innings but recorded 14 strikeouts against two walks.
- Played in 12 games (11 starts) for Advanced-A Dunedin in 2017.
- Went 3-4 with a 3.38 ERA and 46 strikeouts across 58.2 innings.
- Landed on the DL from June 3-Aug. 10.
- Made a start of 1.2 innings on Aug. 12 and landed on the DL again from Aug 13-Sept. 1.
- Threw 4.0 scoreless innings on Sept. 2 vs. Clearwater (3H, 1BB, 3K), his final regular-season start of 2017.
- Made one playoff start, allowing a lone unearned run on one hit over 4.0 innings (1BB, 1K), helping Dunedin to become co-Champs of the Florida State League.
- Played for the Peoria Javelinas in the Arizona Fall League and was named to the Rising Stars team after posting a 1-1 record with a 3.44 ERA (0.99 WHIP) over five games (four starts).
- Started his 2018 campaign with Advanced-A Dunedin.
- Made six starts for the D-Jays and went 3-3 with a 3.47 ERA.
- Tossed his 1st career complete game on April 11 at Palm Beach, the first game of doubleheader, hurling 6.2 innings in a 2-1 walk-off loss (5H, 0BB, 4K).
- Promoted to Double-A New Hampshire in May and made 21 starts for the Fisher Cats to round out his season.
- Threw seven shutout frames on June 2 at Binghamton for his 1st career complete game shutout (3H, 4BB, 4K).
- Picked up Eastern League Pitcher of the Week on June 17 after hurling eight shutout innings with just two hits allowed in a 3-0 win on June 14 at Akron.
- Was named a Mid-Season All-Star for the 1st time in his career.
- Finished his Double-A regular season with a 9-5 record and a 3.08 ERA.
- Made two starts in the postseason and allowed just one run across 12.0 innings (0.75 ERA) to help New Hampshire to an Eastern League Championship.

## OVER UNDER

In 2009, the Jays became the first American League club since the 1918 Chicago White Sox and just the 8th MLB team, all-time, to finish a season at least 10 games below the .500 mark while scoring more runs than they had allowed.

Year	Club	Record	Run Differential
1907	Cincinnati Reds	66-87	526+/519- (7)
1918	Chicago White Sox	57-67	457+/446- (11)
1953	New York Giants	70-84	768+/747- (21)
1972	San Francisco Giants	69-86	662+/649- (13)
1980	St. Louis Cardinals	74-88	738+/710- (28)
1984	Pittsburgh Pirates	75-87	615+/567- (48)
2001	Colorado Rockies	73-89	923+/906- (17)
2009	Toronto Blue Jays	75-87	798+/771- (27)



# 2020 TORONTO BLUE JAYS 40-MAN ROSTER

MANAGER: Charlie Montoyo (25)  
COACHES: Mark Budzinski (53), Matt Buschmann (26), Dave Hudgens (39), Gil Kim (16), Guillermo Martinez (18), John Schneider (17), Luis Rivera (4), Pete Walker (40)

#	PITCHERS (24)	B-T	HT	WT	Birthdate	Birthplace	2018 Clubs	W-L	ERA	G	GS	CG	SV	IP	H	R	ER	BB	SO	MLS
22	ANDERSON, Chase	R/R	6-1	200	30/11/87	Wichita Falls, TX	San Antonio (AAA)	0-0	4.50	1	1	0	0	4.0	3	2	2	0	6	5.146
							MILWAUKEE	8-4	4.21	32	27	0	0	130.0	126	67	65	50	124	
52	BASS, Anthony	R/R	6-2	200	01/11/87	Dearborn, MI	Louisville (AAA)	1-1	2.21	19	0	0	9	20.1	13	7	5	6	19	5.010
							SEATTLE	2-4	3.56	44	0	0	5	48.0	30	20	19	17	43	
56	BORUCK, Ryan	L/L	6-4	215	31/03/94	Mundelein, IL	GCL Blue Jays	0-0	0.00	1	1	0	0	3.0	0	0	0	0	6	1.088
							Dunedin (A+)	0-0	0.00	1	1	0	0	4.0	1	0	0	0	4	
							Buffalo (AAA)	1-0	4.91	2	2	0	0	11.0	11	7	6	3	9	
							TORONTO	0-1	10.80	2	2	0	0	6.2	15	10	8	6	6	
59	DIAZ, Yennsy	R/R	6-1	202	15/11/96	Azua, Dominican Republic	New Hampshire	11-9	3.74	26	24	1	0	144.1	125	71	60	53	116	0.008
							TORONTO	0-0	27.00	1	0	0	0	0.2	1	2	2	4	0	
41	DOLIS, Rafael	R/R	6-4	215	10/1/98	Romana, Dominican Republic	Hashin (JPCL)	5-4	2.11	56	0	0	19	55.1	36	16	13	11	50	1.101
63	FONT, Wilmer	R/R	6-4	250	24/05/90	La Guaira, Venezuela	TAMPA	1-0	5.79	10	0	0	0	31.0	15	9	9	5	18	2.085
							NEW YORK (NL)	1-2	4.94	15	3	0	0	41.0	29	17	17	13	24	
43	GAVGLO, Sam	R/R	6-2	205	22/05/90	Ashland, OR	TORONTO	2-3	3.66	23	14	0	0	39.1	34	16	11	53		
51	GILES, Ken	R/R	6-3	210	20/09/90	Albuquerque, NM	TORONTO	4-2	4.61	52	0	0	0	95.2	85	51	49	22	88	2.067
69	HATCH, Thomas	R/R	6-1	200	29/09/94	Tulsa, OK	TORONTO	2-3	1.87	53	0	0	23	53.0	36	11	11	17	83	5.113
							Tennessee (AA)	4-10	4.59	21	21	0	0	100.0	104	60	51	37	93	0.000
47	KAY, Anthony	L/L	6-0	218	21/03/95	Stony Brook, NY	New Hampshire (AA)	2-3	2.80	6	6	1	0	33.1	23	11	11	2	34	
							Binghamton (AA)	7-3	1.49	12	12	1	0	66.1	38	13	11	23	70	0.023
							Syracuse (AAA)	1-3	6.61	7	7	0	0	31.1	40	23	23	11	26	
							Buffalo (AAA)	2-2	2.50	7	7	0	0	36.0	33	21	10	22	39	
							TORONTO	1-0	5.79	3	2	0	0	14.0	15	9	9	5	13	
65	LUCIANO, Elvis	R/R	6-3	200	15/02/00	Boca Chica, Dominican Republic	GCL Blue Jays	1-0	5.35	25	0	0	0	33.2	36	20	20	24	27	1.000
67	MERRYWEATHER, Julian	R/R	6-4	215	14/10/91	Berkeley, CA	Dunedin (A+)	0-0	9.00	1	1	0	0	2.0	4	2	2	0	3	0.000
66	MURPHY, Patrick	R/R	6-4	220	10/06/95	Chandler, AZ	New Hampshire (AA)	4-7	4.71	18	18	0	0	84.0	75	53	44	27	86	0.000
45	PANNONE, Thomas	L/L	6-0	200	28/04/94	Cranston, RI	Buffalo (AAA)	3-1	3.21	6	6	0	0	33.2	25	12	12	15	41	1.002
							San Antonio (AAA)	3-6	6.16	37	7	0	0	73.0	73	51	50	31	69	
64	PEREZ, Hector	R/R	6-3	218	06/06/96	Santo Domingo, Dominican Republic	New Hampshire (AA)	7-6	4.60	26	24	0	0	121.1	130	65	62	67	117	0.000
54	RED-FOLEY, Sean	R/R	6-3	220	30/08/95	Agana Heights, Guam	Buffalo (AAA)	3-5	6.47	20	19	0	0	88.0	78	71	64	63	105	0.086
							TORONTO	2-4	4.26	9	6	0	0	31.2	33	20	12	28	31	
14	ROARK, Tanner	R/R	6-2	240	05/10/86	Wilmington, IL	CINCINNATI	6-7	4.24	21	21	0	0	110.1	119	55	52	38	108	6.055
							OAKLAND	4-3	4.58	10	10	0	0	55.0	61	29	28	13	50	
68	ROMANO, Jordan	R/R	6-4	200	21/04/93	Markham, ON, Canada	Dunedin (A+)	0-0	0.00	1	0	0	0	1.0	0	0	0	0	0	0.051
							Buffalo (AAA)	2-2	5.73	24	3	0	0	5	37.2	26	24	14	53	
							TORONTO	0-2	7.63	17	0	0	0	15.1	17	14	13	9	21	
99	RYU, Hyun Jin	R/L	6-3	255	25/03/87	Incheon, South Korea	LOS ANGELES (NL)	14-5	2.32	29	29	1	0	182.2	160	53	47	24	163	7.000







34	SHOEMAKER, Matt	R/R	6-2	225	27/09/86	Wyandotte, MI	3-0	1.57	5	5	0	0	28.2	16	7	5	9	24	5.166
57	THORNTON, Trent	R/R	6-0	195	30/09/93	Pittsburgh, PA	6-9	4.84	32	29	0	0	154.1	156	87	83	61	149	1.000
62	WAGUESPACK, Jacob	R/R	6-6	235	05/11/93	Prairieville, LA	2-6	5.30	12	11	0	0	52.2	57	33	31	25	52	0.116
							5-5	4.38	16	13	0	0	78.0	75	43	38	29	63	
1	YAMAGUCHI, Shun	R/R	6-2	198	11/07/87	Nakatsu, Japan	15-4	2.91	26	26	0	0	170.0	137	60	55	60	188	0.000
35	ZEUCH, T.J.	R/R	6-7	225	01/08/95	Mason, OH	4-3	3.69	13	13	1	0	78.0	70	35	32	32	39	0.027
							1-2	4.76	5	3	0	0	22.2	22	13	12	11	20	

34	SHOENMAKER, Matt	R/R	6-2	225	27/09/86	Wardette, MI
57	THORNTON, Trent	R/R	6-0	195	30/09/93	Pittsburgh, PA
62	WAGUESPACK, Jacob	R/R	6-6	235	03/11/93	Prarieville, LA
1	YAMAGUCHI, Shin	R/R	6-2	198	11/07/87	Nakatsu, Japan
35	ZEUCH, T.J.	R/R	6-7	225	01/08/95	Mason, OH

#	CATCHERS (2)	B-T	HT	WT	Birthdate	Birthplace
9	JANSEN, Danny	R/R	6-2	230	15/04/95	Elmhurst, IL
10	MCGUIRE, Reese	L/R	6-0	215	02/03/95	Seattle, WA

#	INFELDERS (7)	B-T	HT	WT	Birthdate	Birthplace
11	BICHETTE, Bo	R/R	6-0	185	05/03/98	Orlando, FL
8	BIGGIO, Cavan	L/R	6-2	200	11/04/95	Houston, TX
3	DRURY, Brandon	R/R	6-2	215	21/08/92	Grants Pass, OR
72	ESPINAL, Santiago	R/R	5-10	175	13/11/94	Santiago, Dominican Republic
27	GUERRERO Jr., Vladimir	R/R	6-2	250	16/03/99	Montreal, QC, Canada
6	SHAW, Travis	L/R	6-4	230	16/04/90	Washington Court House, OH
44	TELLEZ, Rowdy	L/L	6-4	255	16/03/95	Sacramento, CA

#	OUTFIELDERS (7)	B-T	HT	WT	Birthdate	Birthplace	2018 Clubs	AVG	G	AB	R	H	2B	3B	HR	RBI	BB	SO	SB	MLS
30	ALFORD, Anthony	R/R	6-1	215	20/07/94	Columbia, MS	GCL Blue Jays Buffalo (AAA)	.385 .259	4 76	13 282	3 46	5 73	2 16	1 3	1 7	1 37	1 31	2 94	0 22	0.142
49	DAVIS, Jonathan	R/R	5-8	190	12/05/92	Camden, AR	Dunedin (A+) Buffalo (AAA)	.000 .262	2 82	7 294	3 64	3 77	0 19	0 3	0 10	1 36	0 40	11 83	2 13	0.112
23	FISHER, Derek	L/R	6-3	205	21/08/93	Lebanon, PA	TORONTO Houston Round Rock (AAA)	.181 .286 .226	37 60 17	83 224 53	8 44 9	15 64 12	1 9	0 2	1 1	5 36	4 40	67 8	4	1.061
15	GRICHUK, Randal	R/R	6-2	213	13/08/91	Rosenberg, TX	TORONTO	.232	151	586	75	136	29	5	31	80	35	163	2	5.033
13	GURRIEL Jr., Lourdes	R/R	6-3	215	10/10/93	Sancti Spiritus, Cuba	Buffalo (AAA)	.276	31	123	18	34	13	0	4	26	3	23	0	1.094
37	HERNANDEZ, Teoscar	R/R	6-2	205	15/10/92	Cdru, Dominican Republic	TORONTO	.253	19	75	11	19	0	1	5	11	6	21	3	2.097
28	MCKINNEY, Billy	L/L	6-1	205	23/08/94	Dallas, TX	Buffalo (AAA) TORONTO	.230 .271 .215	125 36 84	417 129 251	58 17 37	96 35 54	19 8 14	2 4 1	26 20 12	65 22 28	45 22 19	153 65 73	6 1 0	1.065

## NON-ROSTER PLAYERS

#	PITCHERS (11)	B-T	HT	WT	Birthdate	Birthplace	2018 Clubs	W-L	ERA	G	GS	CG	SV	IP	H	R	ER	BB	SO	MLS	
50	AUMONT, Philippe	L/R	6-7	240	07/01/89	Gatineau, QC	Ottawa (CAMA)	8-4	2.65	18	18	6	0	188.2	109	43	35	23	145	0.133	
81	BAKER, Bryan	R/R	6-6	220	02/12/94	Fort Walton Beach, FL	New Hampshire (AA)	2-5	2.81	31	0	0	9	32.0	18	14	10	20	40	0.000	
79	BERGEN, Travis	L/L	6-1	205	08/10/93	McDonough, GA	San Jose (A)	1-1	3.68	18	0	0	3	22.0	17	9	9	16	31	0.146	
36	COLE, A.J.	R/R	6-5	238	05/01/92	Winter Springs, FL	Sacramento (AAA)	0-0	0.00	2	0	0	0	1.2	2	0	0	1	3	0.146	
38	DULL, Ryan	R/R	5-9	185	01/10/89	Winston-Salem, NC	Sacramento (AAA)	0-0	3.78	15	0	0	0	16.2	13	9	7	10	15	2.124	
60	MILLER, Justin	R/R	6-3	215	13/06/87	Bakersfield, CA	Buffalo (AAA)	0-0	3.00	3	0	0	1	3.0	3	1	0	6	5	21	3.022
18	MORAN, Brian	L/L	6-4	230	30/09/88	Port Chester, NY	Columbus (AAA)	3-1	3.18	13	0	0	2	17.0	10	6	6	5	21	3.022	
							CLEVELAND	3-1	3.81	25	0	0	0	26.0	31	16	11	8	30		
							Las Vegas (AAA)	1-4	3.45	30	0	0	4	39.2	43	28	24	13	50		
							Sacramento (AAA)	0-0	9.00	2	0	0	0	3.0	2	3	3	1	3		
							Scranton (AAA)	1-0	2.70	4	0	0	0	6.2	3	3	2	1	4		
							OAKLAND	0-0	12.00	7	0	0	0	9.0	19	13	12	4	8		
							NEW YORK (AL)	0-0	19.29	3	0	0	0	2.1	5	5	5	3	4		
							TORONTO	0-0	6.75	1	0	0	0	1.1	1	1	1	0	3		
							GCL Nationals	0-0	0.00	2	1	0	0	2.0	0	0	0	0	5	3.083	
							Potomac (A+)	0-0	9.00	1	0	0	0	1.0	2	1	1	0	2		
							Harrisburg (AA)	0-1	3.18	6	0	0	0	5.2	3	2	2	0	6		
							Fresno (AAA)	0-0	2.84	9	0	0	0	12.2	9	4	4	3	16		
							WASHINGTON	1-0	4.02	17	0	0	0	15.2	16	8	7	4	11		
							New Orleans (AAA)	2-3	3.15	43	1	0	0	60.0	45	25	21	26	77	1.027	
							MIAMI	1-0	4.26	10	0	0	0	6.1	6	3	3	2	10		





71	PEARSON, Nate	R/R	6-6	245	20/07/96	Odessa, FL	Dunedin (A+)	3-0	0.86	6	6	0	0	21.0	10	2	2	3	35	0.000	
							New Hampshire (AA)	1-4	2.59	16	16	0	0	62.2	41	18	18	21	69		
							Buffalo (AAA)	1-0	3.00	3	3	0	0	18.0	12	6	4	3	15		
58	PETRICKA, Jake	R/R	6-5	220	05/06/88	Northfield, MN	San Antonio (AAA)	1-1	1.89	16	0	0	3	19.0	14	5	4	4	22	5.020	
							Nashville (AAA)	1-1	5.06	24	0	0	4	26.2	29	16	15	11	29		
							MILWAUKEE	0-0	3.38	6	0	0	0	8.0	6	3	3	6	3		
20	RZERCZYNSKI, Marc	L/L	6-2	220	29/08/85	Oak Lawn, IL	Reno (PCL)	2-4	5.04	45	0	0	1	44.2	56	31	25	7	28	8.047	
83	SNEAD, Kirby	L/L	6-0	200	07/10/94	Alachua, FL	New Hampshire (AA)	2-0	0.84	9	0	0	0	5	10.2	4	3	1	0	14	0.000
							Buffalo (AAA)	5-2	3.98	41	0	0	2	52.0	54	25	23	19	54		
73	TICE, Ty	L/R	5-9	170	04/07/96	Prairie Grove, AR	Buffalo (AAA)	1-3	1.09	20	0	0	4	24.2	13	9	3	8	23	0.000	
							Buffalo (AAA)	2-1	3.27	26	0	0	4	33.0	30	14	12	21	41		

#	CATCHERS (4)	B-T	HT	WT	Birthdate	Birthplace	2018 Clubs	AVG	G	AB	R	H	2B	3B	HR	RBI	BB	SO	SB	MLS
76	ADAMS, Riley	R/R	6-4	225	23/06/96	Encinitas, CA	New Hampshire (AA)	.258	81	287	46	74	15	2	11	39	32	105	3	0.000
70	CANTWELL, Patrick	R/R	6-2	210	10/01/90	West Islip, NY	GCL Blue Jays	.000	4	5	2	0	0	0	0	0	0	1	2	0.000
							Buffalo (AAA)	.217	22	69	6	15	4	0	0	5	9	24	1	
7	JOSEPH, Caleb	R/R	6-3	180	18/06/86	Nashville, TN	Reno (AAA)	.265	48	162	29	43	12	1	7	26	13	44	0	5.020
							ARIZONA	.211	20	38	5	8	2	0	0	3	1	10	0	
85	KIRK, Alejandro	R/R	5-9	220	06/11/98	Tijuana, Baja California, Mexico	LAZING (A)	.299	21	77	15	23	6	1	3	8	18	8	1	0.000
							Dunedin (A+)	.288	71	233	26	67	25	0	4	36	38	31	2	

#	INFELDERS (7)	B-T	HT	WT	Birthdate	Birthplace	2018 Clubs	AVG	G	AB	R	H	2B	3B	HR	RBI	BB	SO	SB	MLS
75	BURNS, Andy	R/R	6-2	205	07/08/90	Greenville SC	Buffalo (AAA)	.275	118	411	60	113	17	3	19	63	57	83	6	0.036
46	KIMLEHAN, Patrick	R/R	6-2	223	22/12/89	Nyack, NY	Indianapolis (AAA)	.212	24	85	11	18	5	0	4	9	8	27	0	1.036
		New Hampshire (AA)					.421	11	38	5	16	5	0	3	9	4	3	1		
84	KNIGHT, Nash	S/R	6-0	195	20/09/92	Denton, TX	Buffalo (AAA)	.247	90	328	48	81	13	3	25	66	37	105	0	
							New Hampshire (AA)	.252	102	349	46	88	22	1	7	36	53	86	4	0.000
							Buffalo (AAA)	.083	3	12	1	1	1	0	0	1	1	5	0	
							SAN FRANCISCO	.235	103	344	33	81	17	1	0	3	27	36	38	4
78	SMITH, Kevin	R/R	5-11	190	04/07/96	East Greenbush, NY	NEW YORK (NL)	.277	39	94	17	26	4	1	2	12	7	9	0	0.000
33	TEJADA, Ruben	R/R	5-11	200	27/10/89	Veraguas, Panama	Birmingham (AA)	.556	2	9	1	5	2	0	1	0	2	0	0	6.004
		Syracuse (AAA)					.326	73	276	54	90	20	1	6	42	30	53	3	0	
80	WARMOTH, Logan	R/R	6-0	190	06/09/95	Orlando, FL	NEW YORK (NL)	.000	6	9	1	0	0	0	0	0	0	3	0	
							Dunedin (A+)	.292	36	137	27	40	7	1	3	16	19	41	2	0.000
							New Hampshire (AA)	.200	65	220	20	44	11	3	0	15	22	74	12	

#	OUTFIELDERS (2)	B-T	HT	WT	Birthdate	Birthplace	2018 Clubs	AVG	G	AB	R	H	2B	3B	HR	RBI	BB	SO	SB	MLS
77	PALACIOS, Josh	L/R	6-1	193	30/07/95	Brooklyn, NY	New Hampshire (AA)	.266	82	286	43	76	18	2	7	38	45	70	15	0.000
62	WALL, Forrest	L/R	6-1	195	20/11/95	Winter Park, FL	New Hampshire (AA)	.270	109	415	70	112	27	4	9	41	48	109	13	0.000
							Buffalo (AAA)	.255	14	47	9	12	3	0	2	4	6	14	1	

# 2020 TORONTO BLUE JAYS SPRING ROSTER

BY POSITION, NUMERICAL & ALPHABETICAL

## BY POSITION

### PITCHERS - 36 (24 + 12 NR)

22 ANDERSON, Chase: RHP  
50 AUMONT, Philippe: RHP (NR)  
81 BAKER, Bryan: RHP (NR)  
52 BASS, Anthony: RHP  
79 BERGEN, Travis: LHP (NR)  
56 BORUCKI, Ryan: LHP  
36 COLE, A.J.: RHP (NR)  
59 DIAZ, Yennys: RHP  
41 DOLIS, Rafael: RHP  
38 DULL, Ryan: RHP (NR)  
63 FONT, Wilmer: RHP  
43 GAVIGLIO, Sam: RHP  
51 GILES, Ken: RHP  
69 HATCH, Thomas: RHP  
47 KAY, Anthony: LHP  
65 LUCIANO, Elvis: RHP  
67 MERRYWEATHER, Julian: RHP  
60 MILLER, Justin: RHP (NR)  
48 MORAN, Brian: LHP (NR)  
66 MURPHY, Patrick: RHP  
45 PANNONE, Thomas: LHP  
71 PEARSON, Nate: RHP (NR)  
64 PEREZ, Hector: RHP  
58 PETRICKA, Jake: RHP (NR)  
54 REID-FOLEY, Sean: RHP  
14 ROARK, Tanner: RHP  
68 ROMANO, Jordan: RHP  
99 RYU, Hyun Jin: LHP  
20 RZEPCEZYNSKI, Marc: LHP  
34 SHOEMAKER, Matt: RHP  
83 SNEAD, Kirby: LHP (NR)  
57 THORNTON, Trent: RHP  
73 TYCE, Ty: RHP (NR)  
62 WAGUESPACK, Jacob: RHP  
1 YAMAGUCHI, Shun: RHP  
35 ZEUCH, T.J.: RHP

### CATCHERS - 6 (2 + 4 NR)

76 ADAMS, Riley (NR)  
70 CANTWELL, Patrick (NR)  
9 JANSEN, Danny  
7 JOSEPH, Caleb (NR)  
85 KIRK, Alejandro (NR)  
10 McGuire, Reese

### INFIELDERS - 14 (7 + 7 NR)

11 BICHETTE, Bo  
8 BIGGIO, Cavan  
75 BURNS, Andy (NR)  
3 DRURY, Brandon  
72 ESPINAL, Santiago  
27 GUERRERO Jr., Vladimir  
46 KIVLEHAN, Patrick (NR)  
84 KNIGHT, Nash (NR)  
2 PANIK, Joe (NR)  
6 SHAW, Travis  
78 SMITH, Kevin (NR)  
33 TEJADA, Rubén (NR)  
44 TELLEZ, Rowdy  
80 WARMOTH, Logan (NR)

### OUTFIELDERS - 9 (7 + 2 NR)

30 ALFORD, Anthony  
49 DAVIS, Jonathan  
23 FISHER, Derek  
15 GRICHUK, Randal  
13 GURRIEL Jr., Lourdes  
37 HERNANDEZ, Teoscar  
28 McKINNEY, Billy  
77 PALACIOS, Josh (NR)  
82 WALL, Forrest (NR)

(NR) Non-Roster Invitee

## NUMERICAL

1 YAMAGUCHI, Shun: RHP  
2 PANIK, Joe: INF (NR)  
3 DRURY, Brandon: INF  
6 SHAW, Travis: INF  
7 JOSEPH, Caleb: C (NR)  
8 BIGGIO, Cavan: INF  
9 JANSEN, Danny: C  
10 McGuire, Reese: C  
11 BICHETTE, Bo: INF  
13 GURRIEL Jr., Lourdes: OF  
14 ROARK, Tanner: RHP  
15 GRICHUK, Randal: OF  
20 RZEPCEZYNSKI, Marc: LHP  
22 ANDERSON, Chase: RHP  
23 FISHER, Derek: OF  
27 GUERRERO Jr., Vladimir: INF  
28 McKINNEY, Billy: OF  
30 ALFORD, Anthony: OF  
33 TEJADA, Rubén: INF (NR)  
34 SHOEMAKER, Matt: RHP  
35 ZEUCH, T.J.: RHP  
36 COLE, A.J.: RHP (NR)  
37 HERNANDEZ, Teoscar: OF  
38 DULL, Ryan: RHP (NR)  
41 DOLIS, Rafael: RHP  
43 GAVIGLIO, Sam: RHP  
44 TELLEZ, Rowdy: INF  
45 PANNONE, Thomas: LHP  
46 KIVLEHAN, Patrick: UTIL (NR)  
47 KAY, Anthony: LHP  
48 MORAN, Brian: LHP (NR)  
49 DAVIS, Jonathan: OF  
50 AUMONT, Philippe: RHP (NR)  
51 GILES, Ken: RHP  
52 BASS, Anthony: RHP  
54 REID-FOLEY, Sean: RHP  
56 BORUCKI, Ryan: LHP  
57 THORNTON, Trent: RHP  
58 PETRICKA, Jake: RHP (NR)  
59 DIAZ, Yennys: RHP  
60 MILLER, Justin: RHP (NR)  
62 WAGUESPACK, Jacob: RHP  
63 FONT, Wilmer: RHP  
64 PEREZ, Hector: RHP  
65 LUCIANO, Elvis: RHP  
66 MURPHY, Patrick: RHP  
67 MERRYWEATHER, Julian: RHP  
68 ROMANO, Jordan: RHP  
69 HATCH, Thomas: RHP  
70 CANTWELL, Patrick: C (NR)  
71 PEARSON, Nate: RHP (NR)  
72 ESPINAL, Santiago: INF  
73 TYCE, Ty: RHP (NR)  
75 BURNS, Andy: INF (NR)  
76 ADAMS, Riley: C (NR)  
77 PALACIOS, Josh: OF (NR)  
78 SMITH, Kevin: INF (NR)  
79 BERGEN, Travis: LHP (NR)  
80 WARMOTH, Logan: INF (NR)  
81 BAKER, Bryan: RHP (NR)  
82 WALL, Forrest: OF (NR)  
83 SNEAD, Kirby: LHP (NR)  
84 KNIGHT, Nash: INF (NR)  
85 KIRK, Alejandro: C (NR)  
99 RYU, Hyun Jin: LHP

## MANAGER

25 MONTOYO, Charlie

## COACHES

39 HUDGENS, Dave: Bench  
18 MARTINEZ, Guillermo: Hitting  
40 WALKER, Pete: Pitching  
53 BUDZINSKI, Mark: 1B  
4 RIVERA, Luis: 3B  
26 BUSCHMANN, Matt: Bullpen  
17 SCHNEIDER, John: Coach  
16 KIM, Gil: Director, Player Dev.

## ALPHABETICAL

76 ADAMS, Riley: C (NR)  
30 ALFORD, Anthony: OF  
22 ANDERSON, Chase: RHP  
50 AUMONT, Philippe: RHP (NR)  
81 BAKER, Bryan: RHP (NR)  
52 BASS, Anthony: RHP  
79 BERGEN, Travis: LHP (NR)  
11 BICHETTE, Bo: INF  
8 BIGGIO, Cavan: INF  
56 BORUCKI, Ryan: LHP  
75 BURNS, Andy: INF (NR)  
70 CANTWELL, Patrick: C (NR)  
36 COLE, A.J.: RHP (NR)  
49 DAVIS, Jonathan: OF  
59 DIAZ, Yennys: RHP  
41 DOLIS, Rafael: RHP  
3 DRURY, Brandon: INF  
38 DULL, Ryan: RHP (NR)  
72 ESPINAL, Santiago: INF  
23 FISHER, Derek: OF  
63 FONT, Wilmer: RHP  
43 GAVIGLIO, Sam: RHP  
51 GILES, Ken: RHP  
15 GRICHUK, Randal: OF  
27 GUERRERO Jr., Vladimir: INF  
13 GURRIEL Jr., Lourdes: OF  
69 HATCH, Thomas: RHP  
37 HERNANDEZ, Teoscar: OF  
9 JANSEN, Danny: C  
7 JOSEPH, Caleb: C (NR)  
47 KAY, Anthony: LHP  
85 KIRK, Alejandro: C (NR)  
46 KIVLEHAN, Patrick: UTIL (NR)  
84 KNIGHT, Nash: INF (NR)  
65 LUCIANO, Elvis: RHP  
10 McGuire, Reese: C  
28 McKINNEY, Billy: OF  
67 MERRYWEATHER, Julian: RHP  
60 MILLER, Justin: RHP (NR)  
48 MORAN, Brian: LHP (NR)  
66 MURPHY, Patrick: RHP  
77 PALACIOS, Josh: OF (NR)  
2 PANIK, Joe: INF (NR)  
45 PANNONE, Thomas: LHP  
71 PEARSON, Nate: RHP (NR)  
64 PEREZ, Hector: RHP  
58 PETRICKA, Jake: RHP (NR)  
54 REID-FOLEY, Sean: RHP  
14 ROARK, Tanner: RHP  
68 ROMANO, Jordan: RHP  
99 RYU, Hyun Jin: LHP  
6 SHAW, Travis: INF  
34 SHOEMAKER, Matt: RHP  
78 SMITH, Kevin (NR)  
83 SNEAD, Kirby: LHP (NR)  
33 TEJADA, Rubén: INF (NR)  
44 TELLEZ, Rowdy: INF  
57 THORNTON, Trent: RHP  
73 TYCE, Ty: RHP (NR)  
62 WAGUESPACK, Jacob: RHP  
80 WARMOTH, Logan: INF (NR)  
1 YAMAGUCHI, Shun: RHP  
35 ZEUCH, T.J.: RHP

## BULLPEN CATCHERS

61 ANDREPOULOS, Alex  
55 ASHLEY, Nevin

BIOGRAPHIES

LAST SEASON

HISTORY

RECORDS

OPPONENTS

PLAYER DEV.

MEDIA & MISC.



# HOW THE 2020 BLUE JAYS WERE BUILT 40-MAN ROSTER

## TRADES (18)

**Chase Anderson** – from the Milwaukee Brewers in exchange for INF/OF Chad Spanberger on Nov. 4, 2019

**Brandon Drury** – from the New York Yankees along with OF Billy McKinney in exchange for LHP J.A. Happ on July 26, 2018

**Santiago Espinal** – from the Boston Red Sox in exchange for OF Steve Pearce and cash considerations on June 28, 2018

**Derek Fisher** – from the Houston Astros in exchange for RHP Joe Blagini, RHP Aaron Sanchez and OF Cal Stevenson on July 31, 2019

**Wilmer Font** – from the New York Mets in exchange for cash considerations on July 17, 2019

**Teoscar Hernández** – from the Houston Astros along with OF Norichika Aoki in exchange for LHP Francisco Liriano on July 31, 2017

**Sam Gaviglio** – from the Kansas City Royals for cash considerations on Mar. 21, 2018

**Ken Giles** – along with RHP Hector Perez and RHP David Paulino from the Houston Astros in exchange for RHP Roberto Osuna on July 30, 2018

**Randal Grichuk** – from the St. Louis Cardinals in exchange for RHP Conner Greene and RHP Dominic Leone on Jan. 19, 2018

**Thomas Hatch** – from the Chicago Cubs in exchange for RHP David Phelps and cash considerations on July 30, 2019

**Anthony Kay** – from the New York Mets along with RHP Simeon Woods Richardson in exchange for RHP Marcus Stroman and cash considerations on July 28, 2019

**Reese McGuire** – from the Pittsburgh Pirates along with OF Harold Ramirez and LHP Francisco Liriano in exchange for RHP Drew Hutchison on Aug. 1, 2016

**Billy McKinney** – from the New York Yankees along with INF Brandon Drury in exchange for LHP J.A. Happ on July 26, 2018

**Julian Merryweather** – from the Cleveland Indians on Oct. 5th, 2018 as the player to be named later in a trade for INF Josh Donaldson (Aug. 31, 2018)

**Thomas Pannone** – from the Cleveland Indians along with IF Samad Taylor in exchange for RHP Joe Smith on July 31, 2017

**Hector Perez** – from the Houston Astros along with RHP Ken Giles and RHP David Paulino in exchange for RHP Roberto Osuna on July 30, 2018

**Trent Thornton** – from the Houston Astros in exchange for SS Aledmys Diaz on Nov. 17, 2018

**Jacob Waguespack** – from the Philadelphia Phillies in exchange for LHP Aaron Loup on July 31, 2018

## FREE AGENTS (8)

**Yennys Diaz** – signed on July 3, 2014

**Rafael Dolis** – signed on Feb. 8, 2020

**Lourdes Gurriel Jr.** – signed on Nov. 11, 2016

**Tanner Roark** – signed on Dec. 18, 2019

**Hyun Jin Ryu** – signed on Dec. 27, 2019

**Travis Shaw** – signed on Dec. 30, 2019

**Matt Shoemaker** – signed on Dec. 28, 2018

**Shun Yamaguchi** – signed on Dec. 28, 2019

## MINOR LEAGUE FREE AGENTS (1)

**Vladimir Guerrero Jr.** – signed on July 2, 2015

## FIRST-YEAR PLAYER DRAFT (11)

**Anthony Alford** – 3rd round in 2012

**Bo Bichette** – 2nd round in 2016

**Cavan Biggio** – 5th round in 2016

**Ryan Borucki** – 15th round in 2012

**Jonathan Davis** – 15th round in 2013

**Danny Jansen** – 16th round in 2013

**Patrick Murphy** – 3rd round in 2013

**Sean Reid-Foley** – 2nd round in 2014

**Jordan Romano** – 10th round in 2014

**Rowdy Tellez** – 30th round in 2013

**T.J. Zeuch** – 1st round in 2016

## RULE 5 DRAFT (1)

**Elvis Luciano** – 10th overall (2018) from the Kansas City Royals

## WAIVERS (1)

**Anthony Bass** – Claimed from the Seattle Mariners on Oct. 29, 2019







## ***2019 SEASON IN REVIEW***

---

**BO BICHETTE**



# 2019 SEASON IN REVIEW

BIOGRAPHIES

LAST SEASON

HISTORY

RECORDS

OPPONENTS

PLAYER DEV.

MEDIA & MISC.

## 2019 AT A GLANCE

Record	67-95, 4th, 36.0 GB
Franchise Record	3383-3358-3
Under Charlie Montoyo	67-95
Home Attendance (Total/Average)	1,750,144/21,607
vs. LHS/RHS	24-30/43-65
Blue Jays/Opponents Scored First	42-27/25-68
Games Decided in Final AB/Walk-Off	12-18/8-9
One-Run Games	18-23
Home/Road	35-46/32-49
Series Record/Home/Road	16-29-7/8-15-3/8-14-4
Series Openers/Finales	21-31/18-34
After 7.0, Ahead/Tied/Trailing	53-3/7-10/7-81
After 8.0, Ahead/Tied/Trailing	57-2/6-9/4-83
Extra-Inning Games/Home/Road	7-8-6/3-1-5
vs. East/Central/West/NL	33-43/17-18/14-17/3-17
Pre/Post All-Star Break	34-57/33-38
Committed No Errors/1+ Errors	43-48/24-47
Hit 0 HR/1+ HR/2+ HR	7-35/60-60/46-30
More/Fewer Hits than Opponent	52-12/10-77
Shutout Games	7-12
Come-From-Behind Wins	34

## 2019 AT ROGERS CENTRE

Blue Jays HR Dome Open/Closed	52/80
Opponents HR Dome Open/Closed	55/79
W/L, Open/Closed/Other	12-20/21-25/2-1

## FINISHING STRONG:

- The Blue Jays wrapped up their 2019 campaign at 67-95...The .414 win% was their lowest since going 56-88 in 1995 (.389 win%)...Finished 36.0 games back in the division, one further back than in 2018.
- The Jays won nine of their last 13 games and 12 of their last 18 contests to end the year...Went 33-38 in 71 contests after the All-Star break...Won five of their last six series to finish with an overall series record of 16-29-7.

## A TALE OF TWO HALVES:

- Toronto posted a 34-57 record leading up to the All-Star break...The .374 win% ranked 27th in MLB and was 4th lowest in club history...Batted .232 in the unofficial first half, 2nd lowest in the Majors (SF - .230) and 2nd lowest in club history (.218 in 1981)...Posted a 4.91 ERA, 22nd among the 30 clubs and the team's highest since 2003 (4.98).
- After the break, the Jays faced the 5th hardest schedule...Recorded a .465 win% over the back half, 18th in MLB and 8th in the AL...Had the hardest home schedule after the break, and managed to go 17-16 while winning each of their last four home series, after winning just four of their first 22 home sets (4-15-3)...Posted a 4.64 ERA after the break, 17th in the Majors and 7th among AL clubs.
- The Blue Jays had a run differential of -84 at the All-Star break (12th in the AL)...Then held a differential of -18 afterwards (8th in the AL)...The run differential improvement from before the break to after was 6th best in the Majors (3rd in the AL).

## HOME AND AWAY:

- Toronto finished the year with a home record of 35-46, tied for 11th in the AL...Hit an AL-low .230 while at home this season to go with a 14th-ranked OBP of .300...Connected for 136 home runs at home, 4th most among AL teams (5th in MLB)...Held a 4.80 ERA at home (9th in the AL) to go with a .258 opponents' batting average (10th).
- The Jays had a road win% of .395 (32-49), 12th among AL clubs...Their 4.79 ERA ranked 7th in the junior circuit while their .261 opponents' average ranked 8th...Batted .243 in away affairs (11th in the AL) while recording 4.53 runs/game (12th).

## LETTING THE KIDS PLAY:

- The Blue Jays finished the year with an average roster age of 26 years and 266 days, the 2nd youngest in the Majors (SD - 26.186)...**The average age of their position players was 25.298, the youngest among all teams** (SD - 26.200).
- Toronto **had an MLB-high 840 games played by rookies this year and led all teams in rookie hits (535), doubles (115), home runs (97), RBI (284), walks (224) and extra-base hits (218)**...Ranked 7th with 486.0 rookie innings pitched and 6th with 447 pitching strikeouts.
- The Jays **set team records in rookie doubles, homers, RBI, walks and extra-base hits**...Only had more rookie hits and games played in their inaugural 1977 season (716 H, 982 GP)...Their 97 rookie homers were 3rd most in MLB history (FLA - 112 in 2006; MIN - 101 in 1982) while their 218 rookie XBH ranked 5th all-time.
- The 2019 Blue Jays **became the 1st team ever to have six different rookies record double-digit home runs**, surpassing the 1958 San Francisco Giants (5)...**Also became the 1st team to have five grand slams from rookies in the same season** (Cavan Biggio, Vladimir Guerrero Jr. - 2, Rowdy Tellez - 2).

## MLB, HOME RUNS BY ROOKIES IN A SEASON - ALL-TIME

Rank	Team	Season	Home Runs
1	Florida Marlins	2006	112
2	Minnesota Twins	1982	101
3	<b>Toronto Blue Jays</b>	<b>2019</b>	<b>97</b>
4	Cleveland Indians	2003	90
5	San Francisco Giants	1958	85

## DIVISION DETAILS:

- The Blue Jays finished the 2019 season with 22 consecutive division games...Went 12-10 over that stretch...Finished 33-43 vs. AL East teams, three games better than in 2018 (30-46) and the same record they held in 2017.

## A CAREER YEAR:

- Randal Grichuk set **career highs last season in games (151), hits (136), home runs (31), RBI (80) and extra-base hits (65)**...Led the team in each of those categories, as well as doubles (29) and triples (5), earning him a Hank Aaron Award nomination as Toronto's top hitter.
- The outfielder had 15 of his 20 hits in the final month go for extra bases (5-2B, 2-3B, 8-HR)...His 15 XBH in September were tied for 7th most in the AL...Has had 123 of his 240 hits go for extras since joining the Blue Jays in 2018...The 51.2% XBH rate over that time is 2nd highest in the Majors (Rhys Hoskins - 52.3%).

## GILES' STYLE:

- Ken Giles earned 23 saves over the course of the 2019 campaign, tied for 8th among AL relievers...His 20 consecutive saves are the longest active streak in the Majors...**Converted all but one of his 24 opportunities for an MLB-best 95.8 save percentage.**
- The righty **led AL relievers with a 39.9% strikeout rate**, while his 1.87 ERA ranked 3rd...His 98.0 SV% over the last two seasons (49-for-50) is tied with Canadian Eric Gagne (2003-2004) for the highest over any two-year span since saves became official in 1969.

## AL RELIEVERS, STRIKEOUT RATE - 2019

Rank	Player	SO%	ERA
1	<b>Ken Giles</b>	<b>39.9</b>	<b>1.87</b>
2	Matt Barnes	38.6	3.78
3	Liam Hendriks	37.9	1.63
4	Josh James	37.6	4.77
5	Brandon Workman	36.4	1.88



## AN UN-BO-LIEVABLE START:

- Bo Bichette had an immediate impact when he made his MLB debut on July 29 at KC...Singled in his 1st at-bat before connecting for his 1st home run two days later... **Started his big-league career with an 11-game hitting streak, the longest in team history to begin a career** and the 3rd longest in MLB history by a player 21 years old or younger...Included in that stretch was a **nine-game doubles streak, surpassing Derek Lee** (8G in 2000) and **Yadier Molina** (8G in 2016) **for the longest in MLB history**...The nine-game extra-base hit streak was the longest by a rookie since Ted Williams' nine-game stretch in 1939.
- The shortstop singled twice and double twice on Aug. 12 vs. TEX, giving him **15 extra-base hits in his first 15 MLB games, the most by any player in MLB history**...**Went on to extend his on-base streak to 17 games, the longest in team history to begin a career** and tied for the 2nd longest ever by a player 21 or younger.
- Bichette **finished August with 39 hits, the most by a Toronto rookie in any calendar month ever**, and the most by any Blue Jays batter since Melky Cabrera had 40 in April of 2014...The 39 hits for the month of August tied for 5th most among AL hitters.
- The rookie completed the campaign with **61 hits in 46 games played, the most in team history in such a span** (Aaron Hill - 58 in 2005)...**His 11 home runs over that stretch also set a team record** (J.P. Arencibia - 10)...Had two leadoff homers, becoming the **youngest player in team history to hit a leadoff home run**, and the 4th Blue Jays rookie ever to hit two leadoff homers in the same season.

### TORONTO, HITS IN FIRST 46 CAREER GAMES - ALL-TIME

Rank	Player	Hits	Home Runs
1	Bo Bichette	61	11
2	Aaron Hill	58	1
3	Junior Felix	55	6
4	Al Woods	53	4
4	Alex Rios	53	0

## STREAKING INTO THE OFFSEASON:

- Cavan Biggio wrapped up his rookie season with a **29-game on-base streak**, which was the longest active streak in the Majors, **the longest by a Blue Jay this season** (Justin Smoak - 19G), **and the longest by a Toronto rookie all-time** (Russ Adams - 27G in 2005)...Was tied for the 5th longest on-base streak in the AL this year and was the longest by any Blue Jay since Jose Bautista's 33-game stretch from Aug. 7-Sept. 26, 2016.
- The 24-year-old batted .304 (31-for-102) with 25 runs scored, seven doubles, two triples, six home runs, 17 RBI and 25 walks during that streak (.446 OBP, 1.034 OPS)...Also went 23-for-64 (.359) with four doubles, two triples, four homers, 13 RBI and 12 walks over his last 17 games (.462 OBP, 1.133 OPS).
- The second baseman **recorded 71 walks in his 100 games played this season, the most ever by a Toronto batter in his first 100 career contests** and tied for 9th most by any MLB player in such a stretch all-time...**The 71 BB led AL rookies** and was one shy of Pete Alonso (72BB in 161 games) for the most among all MLB rookies...His walk rate of 6.06 PA/BB was 4th highest among all MLB hitters (3rd in the AL) with at least 400 plate appearances, and was the 9th highest ever recorded by a Blue Jay...Finished with a season on-base percentage of .364, the highest among AL rookies (min. 400 PA) and the 3rd highest all-time by a Blue Jays rookie.
- In addition to his batting, Biggio also **went 14-for-14 in stolen base attempts, the most consecutive successful attempts to begin a career in team history** (Shannon Stewart - 10)...The 14 swiped bags led the team and were 2nd most by an AL rookie...Connected for 16 home runs as well, becoming the 5th player in MLB history with at least 16 HR, 71 BB and 14 SB in a rookie campaign (last: Scott Rolen in 1997).

## HERNANDEZ HITS NEW HEIGHTS:

- Teoscar Hernandez **set a career high with 26 home runs last season** (22 in 2018)...Also set personal bests with 65 RBI and 45 walks...Ended the year by homering in three straight games, doing so for the 2nd time in his career (also Sept. 22-24, 2017).
- The center fielder hit 18 home runs after the All-Star break, tied for 11th most among AL hitters...Posted a .939 OPS over the unofficial 2nd half of the season while batting .259 (52-for-228) with 30 extra-base hits (11-2B, 1-3B, 18 HR) and 38 RBI.

## A MINT JR.:

- Vladimir Guerrero Jr. had his contract selected from Triple-A Buffalo on April 26...Made his MLB debut that night vs. OAK and doubled in his final at-bat (1-for-4)...At 20 years and 41 days old, became the 5th youngest Blue Jays player to make his MLB debut and the 4th youngest Toronto player to record a hit.
- The 20-year-old **finished his premier season with 126 hits to lead AL rookies**...Also ranked T-1st in doubles (26), 3rd in walks (46), 3rd in RBI (69), T-3rd in extra-base hits (43) and T-7th in home runs (15)...Among those with at least 400 plate appearances, **ranked 1st in batting average** (.272), 2nd in on-base percentage (.339), 3rd in OPS (.772) and 4th in slugging (.433).
- The third baseman made his mark during All-Star week as he **connected for 91 home runs over the course of the Home Run Derby, besting Giancarlo Stanton's 61 in 2016 for the most all-time**...Was also named AL Player of the Week on two occasions, becoming the 1st rookie in team history to do so.
- Guerrero Jr. recorded 17 RBI in a six-game span from July 27-August 2, joining Mel Ott (1929) as the only 20-year-olds in MLB history to accomplish the feat...His 69 RBI for the season were 3rd most by a rookie in franchise history and 3rd most by a Canadian-born player while with the Blue Jays (Russell Martin - 77 in 2015 and 74 in 2016).

### AL, ROOKIE HITS LEADERS - 2019

Rank	Player	Hits	Runs Batted In
1	Vladimir Guerrero Jr.	126	69
2	Eloy Jimenez	125	79
3	Oscar Mercado	118	54
4	Luis Arraez	109	28
5	Harold Castro	103	38

## TRENT'S FIRST TIME:

- Trent Thornton replaced Ryan Borucki (IL) in the rotation as he broke camp with the Major League squad and never looked back...**Led team in starts (29), innings (154.1) and strikeouts (149)**...His 29 starts were the most by a Toronto rookie since Ricky Romero started 29 times in 2009.
- The righty finished the campaign with **149 strikeouts, the most among AL rookies** (4th among MLB rookies) and the 2nd most ever by a Blue Jay in his rookie season (Mark Eichhorn - 166 in 1986)...**His 8.69 K/9 led all MLB rookies** (min. 150 IP) and was 8th highest in franchise history.

## SMOAKING THINGS:

- Justin Smoak belted 22 home runs this season, nine of which came in the 7th inning or later to lead the team...Over the last three seasons, has connected for 35 such homers, tied for 3rd most in MLB, one backed of Kris Davis for the most among AL hitters...**Has recorded 14 dingers in the 9th inning or in extras since 2017, seven more than any other player**.
- The switch-hitter drew a team-leading 79 walks, 8th most in the AL...Also led Toronto with 83 BB in 2018...His walk rate of 6.75 PA/BB over the last two seasons is 6th highest among qualified AL batters.



## LEANING ON THE LONG BALL:

- The Blue Jays had 13 different players record double-digit homers, trailing only this year's New York Yankees (14) for the most in MLB history...Toronto's 247 home runs this season ranked 5th in the AL and were 2nd most in club history (257 in 2010)...**Scored 53.2% of their runs via home runs, the highest percentage in Major League history**, surpassing the 2010 Blue Jays' 53.1% clip.

## EVERYBODY IN:

- The 2019 Blue Jays **set a team record as they employed 39 different pitchers** (36 in 2018)...Used 21 different starters throughout the year, trailing only the 1915 Philadelphia Athletics for the most in MLB history...Also used 61 different players this season, the 2nd most in team history.

### TORONTO, MOST PLAYERS USED IN A SEASON - ALL-TIME

Rank	Season	Players Used	Pitchers Used
1	2018	63	36
2	2019	61	39
3	2017	60	33
4	2014	55	27
5	2012	52	31

## GURRIEL'S GROOVE:

- Lourdes Gurriel Jr. was limited to 84 games due to a month in Triple-A Buffalo and a pair of IL stints...Still managed to reach the 20 home run mark for the 1st time in his career...Homered in each of his first three games after rejoining the Jays and eventually led the club with 16 blasts at the All-Star break...**Became the 1st player ever to lead his team in home runs at the break after not hitting any in the team's first 50 games of the season** (courtesy STATS)...Connected for his 30th career home run in his 143rd game, reaching the 30-HR plateau in the fewest games in franchise history.

## GETTING ROWDY:

- Rowdy Tellez recorded 21 home runs in his 1st full season in the bigs...Became the 4th rookie in team history with a 20+ homer season, joining Eric Hinske (24 in 2002), J.P. Arencibia (23 in 2011) and Fred McGriff (20 in 1987)...Reached 25 career home runs in 131 games, the 4th fastest in club history.

### TORONTO ROOKIES, HOME RUNS IN A SEASON - ALL-TIME

Rank Player	Season	Home Runs
1 Eric Hinske	2002	24
2 J.P. Arencibia	2011	23
3 Rowdy Tellez	2019	21
4 Fred McGriff	1987	20
5 Jesse Barfield	1982	18

## IMMACULATE MAN:

- Thomas Pannone made his mark on MLB history as he used nine pitches to strike out all three batters faced in the 5th inning on April 14 vs. TB...Marked the 3rd immaculate inning in franchise history, joining joining Roger Clemens (Sept. 18, 1997 at BOS) and Steve Delabar (July 30, 2013 at OAK)...Was the 1st ever immaculate inning thrown at Rogers Centre.

## CATCH THIS:

- Danny Jansen connected for 13 home runs, one back of Will Smith for the most among rookie catchers, while his 43 RBI led the way...Both of his totals were 2nd most by a Toronto rookie catcher all-time (J.P. Arencibia - 23 HR and 75 RBI in 2011).
- Reese McGuire recorded five homers and batted .299 in his 30 games while up with the Blue Jays...Has picked up 38 hits in his first 44 career contests, the most ever by a Toronto catcher.

## MORE HOME RUN FUN:

- The Blue Jays **connected for a franchise-record 14 sets of back-to-back homers last season** (11 in 1999), 3rd most in MLB and the most among AL clubs...**Recorded six walk-off home runs, tying their 2011 total for the most in team history** and ranked 2nd in the Majors last year (LAD - 7)...Belted eight grand slams, tied with their 1989 campaign for 2nd most in club history (9 in 2000).

## SAMMY'S STRONG SEASON:

- Sam Gaviglio pitched a full season exclusively as a reliever for the 1st time in his career...**Racked up 95.2 innings, the most among all MLB relievers** and the most by any Blue Jay out of the bullpen since Duane Ward threw 101.1 innings in 1992...The righty's 88 strikeouts for the year were tied for 9th most among AL relievers and were the most by a Toronto reliever since Ward recorded 97 in 1993.

### MLB, RELIEF INNINGS PITCHED - 2019

Rank Player	Innings	Strikeouts
1 Sam Gaviglio	95.2	88
2 Jalen Beeks	92.0	77
3 Wade LeBlanc	84.2	62
4 Junior Guerra	83.2	77
5 Michael Lorenzen	83.1	85

## ANTHONY K:

- Anthony Kay had his contract selected from Triple-A Buffalo on Sept. 7 and made his MLB debut that night as he got the start in Tampa Bay...Lasted 5.2 innings, allowing both of his runs in the 4th inning before leaving the game with a 3-2 lead...Gave up four hits and three walks while **recording eight strikeouts, which tied Trent Thornton** (8 SO on March 31 vs. DET) for a team record in an Major League debut.

## BABY BIRD:

- Elvis Luciano made his big-league debut on March 31 vs. DET...Allowed one hit and a walk over 1.1 scoreless innings while recording his 1st career strikeout...**Became the 1st 2000-born player to appear in a Major League game, and at 19 years and 44 days old, became the youngest Blue Jay to ever pitch in a game** (2nd youngest player: Brian Milner - 18.218 in 1978).

## THE LONG ARM OF THE LAW:

- Derek Law joined the Blue Jays when he was acquired from the Giants in trade on April 2...Had his contract selected from Triple-A Buffalo on May 3 and spent the rest of the season on the big-league roster...Pitched in 58 games while recording 67 strikeouts over 60.2 innings pitched for a 9.94 K/9...Held a 6.89 ERA (24 ER/31.1 IP) after his first 29 outings but recorded a 2.76 ERA (9 ER/29.1 IP) over his last 29 appearances.

## 'PEN PALS:

- Toronto's bullpen combined for a team-record 729.0 innings of relief (596.2 IP in 2017), 3rd most in the Majors...Used six different hurlers to record 33 saves in 43 opportunities...**The team's 76.7 save percentage was the highest in MLB last year** and the 4th best in club history.
- Blue Jays relievers **stranded 73.7% of their inherited runners, the highest rate among AL teams** (3rd in MLB)...Also recorded 41 wins over the course of the campaign, tied for 9th most in MLB history.

### MLB, SAVE PERCENTAGE - 2019

Rank Team	SV%	IRS%
1 Toronto Blue Jays	76.7	73.7
2 Cleveland Indians	72.4	70.6
3 St. Louis Cardinals	71.2	70.9
4 Texas Rangers	70.2	68.3
5 Houston Astros	70.1	72.1



# 2019 MAJOR LEAGUE STANDINGS

	LAST 10																			
A.L. EAST	WON	LOST	PCT.	GB	GAMES	STREAK	HOME	ROAD	vs EAST	vs CENT	vs WEST	vs N.L.								
* NEW YORK	103	59	.636	-	4-6	LOST 2	57-24	46-35	54-22	18-15	19-14	12-8								
y TAMPA BAY	96	66	.593	7.0	7-3	LOST 2	48-33	48-33	44-32	20-13	18-15	14-6								
BOSTON	84	78	.519	19.0	4-6	WON 1	38-43	46-35	35-41	21-11	18-16	10-10								
TORONTO	67	95	.414	36.0	6-4	WON 2	35-46	32-49	33-43	17-18	14-17	3-17								
BALTIMORE	54	108	.333	49.0	5-5	LOST 1	25-56	29-52	24-52	12-20	11-23	7-13								
A.L. CENTRAL	WON	LOST	PCT.	GB	GAMES	STREAK	HOME	ROAD	vs EAST	vs CENT	vs WEST	vs N.L.								
* MINNESOTA	101	61	.623	-	8-2	LOST 1	46-35	55-26	20-12	50-26	23-11	8-12								
CLEVELAND	93	69	.574	8.0	4-6	LOST 5	49-32	44-37	18-16	48-28	19-13	8-12								
CHICAGO	72	89	.447	28.5	7-3	WON 1	39-41	33-48	15-18	38-37	13-20	6-14								
KANSAS CITY	59	103	.364	42.0	3-7	WON 1	31-50	28-53	10-23	31-45	9-24	9-11								
DETROIT	47	114	.292	53.5	2-8	LOST 1	22-59	25-55	14-19	22-53	6-27	5-15								
A.L. WEST	WON	LOST	PCT.	GB	GAMES	STREAK	HOME	ROAD	vs EAST	vs CENT	vs WEST	vs N.L.								
* HOUSTON	107	55	.660	-	8-2	WON 3	60-21	47-34	19-13	21-13	56-20	11-9								
y OAKLAND	97	65	.599	10.0	6-4	LOST 1	52-29	45-36	17-16	25-8	44-32	11-9								
TEXAS	78	84	.481	29.0	4-6	WON 2	45-36	33-48	18-14	18-16	33-43	9-11								
LOS ANGELES	72	90	.444	35.0	3-7	LOST 3	38-43	34-47	17-18	13-18	30-46	12-8								
SEATTLE	68	94	.420	39.0	4-6	WON 1	35-46	33-48	14-19	18-15	27-49	9-11								
N.L. EAST	WON	LOST	PCT.	GB	GAMES	STREAK	HOME	ROAD	vs EAST	vs CENT	vs WEST	vs A.L.								
* ATLANTA	97	65	.599	-	4-6	LOST 3	50-31	47-34	46-30	20-13	18-15	13-7								
y WASHINGTON	93	69	.574	4.0	9-1	WON 8	50-31	43-38	44-32	17-15	18-16	14-6								
NEW YORK	86	76	.531	11.0	7-3	WON 3	48-33	38-43	40-36	14-19	17-16	15-5								
PHILADELPHIA	81	81	.500	16.0	3-7	LOST 1	45-36	36-45	36-40	20-13	14-19	11-9								
MIAMI	57	105	.352	40.0	4-6	WON 1	30-51	27-54	24-52	10-24	14-18	9-11								
N.L. CENTRAL	WON	LOST	PCT.	GB	GAMES	STREAK	HOME	ROAD	vs EAST	vs CENT	vs WEST	vs A.L.								
* ST. LOUIS	91	71	.562	-	6-4	WON 1	50-31	41-40	18-15	46-30	18-15	9-11								
y MILWAUKEE	89	73	.549	2.0	7-3	LOST 3	49-32	40-41	21-11	45-31	15-19	8-12								
CHICAGO	84	78	.519	7.0	2-8	LOST 1	51-30	33-48	17-17	37-39	18-14	12-8								
CINCINNATI	75	87	.463	16.0	4-6	WON 2	41-40	34-47	17-17	33-43	16-16	9-11								
PITTSBURGH	69	93	.426	22.0	4-6	LOST 2	35-46	34-47	11-21	29-47	17-17	12-8								
N.L. WEST	WON	LOST	PCT.	GB	GAMES	STREAK	HOME	ROAD	vs EAST	vs CENT	vs WEST	vs A.L.								
* LOS ANGELES	106	56	.654	-	8-2	WON 7	59-22	47-34	23-10	22-11	51-25	10-10								
ARIZONA	85	77	.525	21.0	8-2	WON 5	44-37	41-40	17-17	16-16	38-38	14-6								
SAN FRANCISCO	77	85	.475	29.0	3-7	LOST 3	35-46	42-39	14-19	14-19	38-38	11-9								
COLORADO	71	91	.438	35.0	5-5	WON 3	43-38	28-53	16-17	15-18	32-44	8-12								
SAN DIEGO	70	92	.432	36.0	1-9	LOST 6	36-45	34-47	14-18	14-20	31-45	11-9								

\* – CLINCHED DIVISION TITLE  
y – CLINCHED PLAYOFF BERTH

## WILD CARD STANDINGS

### AMERICAN LEAGUE DIVISION LEADERS

Team	Wins	Losses	Pct.	GB
NEW YORK	103	59	.636	-
MINNESOTA	101	61	.623	-
HOUSTON	107	55	.660	-

### AMERICAN LEAGUE WILD CARD RACE

Team	Wins	Losses	Pct.	GB
z OAKLAND	97	65	.599	-
z TAMPA BAY	96	66	.593	-
CLEVELAND	93	69	.574	3.0

z -Clinched Wild Card

### NATIONAL LEAGUE DIVISION LEADERS

Team	Wins	Losses	Pct.	GB
ATLANTA	97	65	.599	-
ST. LOUIS	91	71	.562	-
LOS ANGELES	106	56	.654	-

### NATIONAL LEAGUE WILD CARD RACE

Team	Wins	Losses	Pct.	GB
z WASHINGTON	93	69	.574	-
z MILWAUKEE	89	73	.549	-
NEW YORK	86	76	.531	3.0
ARIZONA	85	77	.525	4.0
CHICAGO	84	78	.519	5.0
PHILADELPHIA	81	81	.500	8.0

z -Clinched Wild Card



# 2019 DAY-BY-DAY RESULTS

BIOGRAPHIES

LAST SEASON

HISTORY

RECORDS

OPPONENTS

PLAYER DEV.

MEDIA & MISC.

wo = walk-off

Date	G#	at	OPP	W/L	Score	Winner	Loser	Save	Record	POS	GB/GA	Att	Total Home	Total Road
Mar 28	1		DET	L	0-2 (10)	V. Alcántara	D. Hudson	S. Greene	0-1	T2	-1.0	45,048	45,048	
Mar 29	2		DET	W	6-0	M. Shoemaker	M. Boyd		1-1	T2	-0.5	18,054	63,102	
Mar 30	3		DET	W	3-0	A. Sanchez	S. Turnbull	K. Giles	2-1	T1	0.0	25,429	88,531	
Mar 31	4		DET	L	3-4 (11)	D. Stumpf	T. Pannone	S. Greene	2-2	3	-1.0	16,098	104,629	
Apr 1	5		BAL	L	5-6	D. Hess	S. Reid-Foley	R. Bleier	2-3	4	-2.0	10,460	115,089	
Apr 2	6		BAL	L	1-2	A. Cashner	M. Stroman	M. Castro	2-4	4	-3.0	12,110	127,199	
Apr 3	7		BAL	W	5-3	M. Shoemaker	N. Karns	K. Giles	3-4	3	-2.0	11,436	138,635	
Apr 4	8	at	CLE	L	1-4	T. Bauer	A. Sanchez	B. Hand	3-5	4	-2.5	10,375		10,375
Apr 5	9	at	CLE	L	2-3	A. Cimber	J. Biagini		3-6	4	-3.5	12,881		23,256
Apr 6	10	at	CLE	L	2-7	C. Carrasco	T. Pannone		3-7	4	-3.5	18,429		41,685
Apr 7	11	at	CLE	L	1-3	M. Clevinger	M. Stroman	B. Hand	3-8	T4	-4.5	17,264		58,949
Apr 8			****	Off Day	****				3-8	T4	-5.0			
Apr 9	12	at	BOS	W	7-5	M. Shoemaker	C. Sale	K. Giles	4-8	4	-5.0	36,179		95,128
Apr 10			****	Off Day	****				4-8	4	-5.5			
Apr 11	13	at	BOS	L	6-7	M. Walden	K. Giles		4-9	T4	-6.0	36,510		131,638
Apr 12	14		TB	L	7-11	R. Yarbrough	T. Thornton		4-10	5	-7.0	17,326	155,961	
Apr 13	15		TB	W	3-1	T. Pannone	C. Roe	K. Giles	5-10	T4	-6.0	20,771	176,732	
Apr 14	16		TB	L	4-8	A. Kolarik	M. Stroman		5-11	5	-7.0	20,512	197,244	
Apr 15	17	at	MIN	W	5-3	S. Gaviglio	A. Mejia	J. Biagini	6-11	T4	-6.5	11,727		143,365
Apr 16	18	at	MIN	W	6-5	A. Sanchez	T. May	K. Giles	7-11	T3	-6.5	13,365		156,730
Apr 17	19	at	MIN	L	1-4	J. Odoniz	T. Thornton	B. Parker	7-12	T3	-7.5	11,465		168,195
Apr 18	20	at	MIN	W	7-4	J. Biagini	M. Pineda	K. Giles	8-12	T3	-6.5	12,523		180,718
Apr 19	21	at	OAK	W	5-1	M. Stroman	A. Brooks		9-12	3	-5.5	15,128		195,846
Apr 20	22	at	OAK	W	10-1	S. Gaviglio	M. Fiers		10-12	3	-4.5	31,140		226,986
Apr 21	23	at	OAK	W	5-4	D. Hudson	B. Anderson	K. Giles	11-12	3	-3.5	16,015		243,001
Apr 22			****	Off Day	****				11-12	3	-4.0			
Apr 23	24		SF	L	6-7	J. Samardzija	T. Thornton	W. Smith	11-13	3	-5.0	20,384	217,628	
Apr 24	25		SF	L	0-4	D. Pomeranz	C. Buchholz		11-14	3	-5.0	19,652	237,280	
Apr 25			****	Off Day	****				11-14	3	-5.0			
Apr 26	26		OAK	W	4-2	K. Giles	Y. Petit		12-14	3	-4.5	28,688	265,968	
Apr 27	27		OAK	W	7-1	A. Sanchez	B. Anderson		13-14	3	-4.5	22,254	288,222	
Apr 28	28		OAK	W	5-4 (11)	E. Luciano	B. Treinen		14-14	3	-4.5	18,557	306,779	
Apr 29			****	Off Day	****				14-14	3	-5.0			
Apr 30	29	at	LAA	L	3-4	T. Buttrey	R. Tepera	H. Robles	14-15	3	-5.5	38,797		281,798
May 1	30	at	LAA	L	3-6	F. Pena	M. Stroman	T. Buttrey	14-16	3	-5.0	33,082		314,880
May 2	31	at	LAA	L	2-6	T. Skaggs	A. Sanchez		14-17	3	-6.0	40,064		354,944
May 3	32	at	TEX	W	1-0 (12)	D. Hudson	A. Jurado	K. Giles	15-17	3	-6.0	26,179		381,123
May 4	33	at	TEX	L	1-6	T. Pannone	L. Lynn	S. Kelley	15-18	3	-6.0	31,787		412,910
May 5	34	at	TEX	L	2-10	K. Dowdy	C. Buchholz		15-19	4	-6.5	30,934		443,844
May 6	35		MIN	L	0-8	M. Perez	M. Stroman		15-20	4	-7.5	12,292	319,071	
May 7	36		MIN	L	0-3	J. Berrios	A. Sanchez	T. Rogers	15-21	4	-8.5	14,039	333,110	
May 8	37		MIN	L	1-9	K. Gibson	T. Thornton		15-22	4	-8.5	14,372	347,482	
May 9			****	Off Day	****				15-22	4	-8.5			
May 10	38		CHW	W	4-3	J. Biagini	D. Covey	K. Giles	16-22	4	-7.5	20,402	367,884	
May 11	39		CHW	L	2-7	I. Nova	M. Stroman		16-23	4	-8.5	24,563	392,447	
May 12	40		CHW	L	1-5	L. Giolito	A. Sanchez		16-24	4	-8.5	24,222	416,669	
May 13			****	Off Day	****				16-24	4	-8.5			
May 14	41	at	SF	W	7-3	T. Thornton	N. Vincent		17-24	4	-8.5	31,230		475,074
May 15	42	at	SF	L	3-4	M. Melancon	R. Tepera	W. Smith	17-25	4	-9.5	31,828		506,902
May 16	43	at	CHW	L	2-4	K. Herrera	D. Law	A. Colome	17-26	4	-10.0	20,119		527,021
May 17	44	at	CHW	W	10-2	S. Gaviglio	I. Nova	J. Guerra	18-26	4	-9.5	17,078		544,099
May 18	45	at	CHW	L	1-4 (5)	L. Giolito	R. Feierabend		18-27	4	-10.0	22,908		567,007
May 19	46	at	CHW	W	5-2	D. Hudson	K. Herrera	K. Giles	19-27	4	-9.5	18,605		585,612
May 20	47		BOS	L	2-12	D. Price	E. Jackson		19-28	4	-10.5	26,794	443,463	
May 21	48		BOS	W	10-3	M. Stroman	E. Rodriguez		20-28	4	-10.5	14,407	457,870	
May 22	49		BOS	L	5-6 (13)	H. Hembree	J. Cordero		20-29	4	-11.5	18,285	476,155	
May 23	50		BOS	L	2-8	R. Weber	S. Gaviglio		20-30	4	-12.5	36,526		512,681
May 24	51		SD	L	3-6	M. Wiesler	D. Hudson	C. Stammen	20-31	4	-13.0	19,480	532,161	
May 25	52		SD	L	4-19	C. Quantrill	E. Jackson		20-32	4	-14.5	24,212	556,373	
May 26	53		SD	W	10-1	M. Stroman	R. Erlin		21-32	4	-13.5	24,462	580,835	
May 27	54	at	TB	L	3-8	Y. Chirinos	A. Sanchez		21-33	4	-14.5	15,883		601,495
May 28	55	at	TB	L	1-3	R. Yarbrough	C. Richard	D. Castillo	21-34	4	-14.5	5,786		607,281
May 29	56	at	TB	L	3-4 (11)	D. Castillo	J. Shafer		21-35	4	-15.5	6,166		613,447
May 30			****	Off Day	****				21-35	4	-15.5			
May 31	57	at	COL	L	6-13	G. Marquez	E. Jackson		21-36	4	-16.5	32,990		646,437
Jun 1	58	at	COL	L	2-4	J. Gray	M. Stroman	S. Oberg	21-37	4	-17.5	34,025		680,462
Jun 2	59	at	COL	L	1-5	A. Senzate	A. Sanchez		21-38	4	-17.5	37,861		718,323
Jun 3			****	Off Day	****				21-38	4	-17.5			
Jun 4	60		NYW	W	4-3	T. Pannone	M. Tanaka	K. Giles	22-38	4	-16.5	20,671	601,506	
Jun 5	61		NYW	W	11-7	S. Gaviglio	Z. Britton		23-38	4	-15.5	16,609	618,115	
Jun 6	62		NYW	L	2-6	J. Happ	E. Jackson	A. Chapman	23-39	4	-16.5	25,657	643,772	
Jun 7	63		ARI	L	2-8	M. Kelly	M. Stroman		23-40	4	-16.5	16,555	660,327	
Jun 8	64		ARI	L	0-6	Z. Greinke	A. Sanchez		23-41	4	-16.5	22,954	683,281	
Jun 9	65		ARI	L	2-8	R. Ray	C. Richard		23-42	4	-17.5	19,661	702,942	
Jun 10			****	Off Day	****				23-42	4	-18.0			
Jun 11	66	at	BAL	L	2-4	J. Means	T. Thornton	M. Givens	23-43	4	-18.0	12,524		730,847
Jun 12	67	at	BAL	W	8-6	E. Jackson	D. Hess	D. Hudson	24-43	4	-17.5	11,153		742,000
Jun 13	68	at	BAL	W	12-3	M. Stroman	G. Ynoa		25-43	4	-16.5	14,910		756,910
Jun 14	69	at	HOU	L	2-15	G. Cole	A. Sanchez	R. Armenteros	25-44	4	-17.0	34,719		791,629
Jun 15	70	at	HOU	L	2-7	F. Valdez	C. Richard		25-45	4	-17.5	38,012		829,641
Jun 16	71	at	HOU	W	12-0	T. Thornton	B. Peacock		26-45	4	-17.5	42,174		871,815
Jun 17	72		LAA	L	5-10	F. Pena	E. Jackson		26-46	4	-18.5	16,486	719,428	
Jun 18	73		LAA	L	1-3	T. Skaggs	M. Stroman	H. Robles	26-47	4	-19.5	17,259	736,687	
Jun 19	74		LAA	L	6-11	N. Ramirez	A. Sanchez		26-48	4	-20.5	16,225	752,912	
Jun 20	75		LAA	W	7-5 (10)	N. Kingham	T. Buttrey		27-48	4	-20.5	24,291	777,203	
Jun 21	76	at	BOS	L	5-7 (10)	B. Workman	J. Romano		27-49	4	-21.5	36,911		908,726
Jun 22	77	at	BOS	W	8-7	N. Kingham	M. Barnes	K. Giles	28-49	4	-21.5	36,712		945,438
Jun 23	78	at	BOS	W	6-1	M. Stroman	R. Porcello		29-49	4	-20.5	36,495		981,933





Date	G#	at	OPP	W/L	Score	Winner	Loser	Save	Record	POS	GB/GA	Att	Total Home	Total Road
Jun 24	79	at	NYN	L	8-10	C. Sabathia	A. Sanchez	A. Chapman	29-50	4	-21.5	37,204	1,019,137	
Jun 25	80	at	NYN	L	3-4	N. Cortes	C. Richard	A. Chapman	29-51	4	-22.5	40,119	1,059,256	
Jun 26	81	at	NYN	L	7-8	Z. Britton	N. Kingham		29-52	4	-23.5	40,578	1,099,834	
Jun 27			**** Off Day ****						29-52	4	-23.5			
Jun 28	82	KC	W	6-2	D. Hudson	D. Duffy			30-52	4	-23.0	18,399	795,602	
Jun 29	83	KC	W	7-5	D. Hudson	S. Barlow			31-52	4	-23.0	24,906	820,508	
Jun 30	84	KC	L	6-7	B. Keller	A. Sanchez	I. Kennedy		31-53	4	-24.0	21,727	842,235	
Jul 1	85	KC	W	11-4	C. Richard	G. Sparkman			32-54	4	-23.5	29,339	871,574	
Jul 2	86	BOS	L	6-10	D. Price	T. Thornton			32-54	4	-23.5	18,415	889,989	
Jul 3	87	BOS	W	6-3	J. Waguespack	C. Sale	K. Giles		33-54	4	-23.5	16,883	906,872	
Jul 4	88	BOS	L	7-8	B. Workman	K. Giles			33-55	4	-24.5	22,217	929,089	
Jul 5	89	BAL	L	1-4	D. Bundy	A. Sanchez	P. Fry		33-56	4	-25.5	20,530	949,619	
Jul 6	90	BAL	L	1-8	A. Cashner	C. Richard			33-57	4	-25.5	22,405	972,024	
Jul 7	91	BAL	W	6-1	T. Thornton	A. Wojciechowski			34-57	4	-24.5	22,487	994,511	
Jul 12	92	at	NYN	L	0-4	D. German	A. Sanchez		34-58	4	-25.5	47,162	1,146,996	
Jul 13	93	at	NYN	W	2-1	J. Biagini	J. Happ	D. Hudson	35-58	4	-24.5	43,472	1,190,468	
Jul 14	94	at	NYN	L	2-4	M. Tanaka	M. Stroman	A. Chapman	35-59	4	-25.5	42,303	1,232,771	
Jul 15	95	at	BOS	L	8-10	R. Porcello	T. Thornton	B. Workman	35-60	4	-25.5	35,616	1,268,387	
Jul 16	96	at	BOS	W	10-4	J. Shafer	A. Cashner		36-60	4	-25.5	36,341	1,304,728	
Jul 17	97	at	BOS	L	4-5	E. Rodriguez	A. Sanchez	B. Workman	36-61	4	-26.0	34,853	1,339,581	
Jul 18	98	at	BOS	L	0-5	C. Sale	T. Pannone		36-62	4	-27.5	35,357	1,374,938	
Jul 19	99	at	DET	W	12-1	M. Stroman	J. Zimmermann		37-62	4	-27.5	26,498	1,401,436	
Jul 20	100	at	DET	W	7-5	W. Font	G. Soto	K. Giles	38-62	4	-27.5	28,784	1,430,220	
Jul 21	101	at	DET	L	3-4 (10)	N. Ramirez	T. Mayza		38-63	4	-27.5	22,562	1,452,782	
Jul 22	102	CLE	L	3-7	M. Clevinger	R. Borucki			38-64	4	-27.5	22,295	1,016,806	
Jul 23	103	CLE	W	2-1 (10)	K. Giles	T. Olson			39-64	4	-27.5	22,186	1,038,992	
Jul 24	104	CLE	L	0-4	S. Bieber	M. Stroman			39-65	4	-28.5	25,385	1,064,377	
Jul 25			**** Off Day ****						39-65	4	-28.0			
Jul 26	105	TB	L	1-3	R. Yarbrough	J. Waguespack	C. Poche		39-66	4	-28.0	22,767	1,087,144	
Jul 27	106	TB	L	10-9 (12)	D. Hudson	E. Pagan			40-66	4	-27.0	28,204	1,115,348	
Jul 28	107	TB	L	9-10	C. Roe	D. Hudson	D. Castillo		40-67	4	-28.0	24,542	1,139,890	
Jul 29	108	at	KC	W	9-2	T. Mayza	B. Keller		41-67	4	-27.5	18,306	1,149,467	
Jul 30	109	at	KC	W	9-3	S. Reid-Foley	M. Montgomery		42-67	4	-26.5	18,379	1,174,088	
Jul 31	110	at	KC	W	4-1	J. Waguespack	J. Junis	J. Shafer	43-67	4	-26.5	14,480	1,503,947	
Aug 1	111	at	BAL	W	11-2	T. Thornton	A. Wojciechowski		44-67	4	-26.0	9,716	1,513,663	
Aug 2	112	at	BAL	W	5-2	N. Kingham	A. Brooks	D. Law	45-67	4	-26.0	16,331	1,529,994	
Aug 3	113	at	BAL	L	4-6	M. Givens	B. Boshers	P. Fry	45-68	4	-27.5	12,951	1,542,945	
Aug 4	114	at	BAL	L	5-6	T. Eshelman	S. Reid-Foley	S. Armstrong	45-69	4	-28.5	18,837	1,561,782	
Aug 5	115	at	TB	W	2-0	J. Waguespack	C. Morton	D. Law	46-69	4	-28.5	11,948	1,573,730	
Aug 6	116	at	TB	L	6-7 (10)	D. Castillo	B. Boshers		46-70	4	-29.5	9,434	1,583,164	
Aug 7	117	at	TB	W	4-3	B. Stewart	B. McKay	K. Giles	47-70	4	-29.5	10,299	1,593,463	
Aug 8	118	NYN	L	6-12	D. German	T. Pannone	L. Cessa		47-71	4	-30.5	34,108	1,173,998	
Aug 9	119	NYN	W	8-2	S. Reid-Foley	J. Happ			48-71	4	-29.5	25,782	1,199,780	
Aug 10	120	NYN	W	5-4	J. Adam	A. Ottavino	D. Law		49-71	4	-28.5	33,903	1,233,683	
Aug 11	121	NYN	L	0-1	M. Tanaka	T. Thornton	A. Chapman		49-72	4	-29.5	27,790	1,261,473	
Aug 12	122	TEX	W	19-4	B. Stewart	A. Jurado			50-72	4	-30.0	16,492	1,277,965	
Aug 13	123	TEX	W	3-0	T. Pannone	L. Lynn	K. Giles		51-72	4	-30.0	22,958	1,300,923	
Aug 14	124	TEX	L	2-7	K. Allard	S. Reid-Foley			51-73	4	-31.0	34,666	1,335,589	
Aug 15			**** Off Day ****						51-73	4	-30.5			
Aug 16	125	SEA	W	7-3	J. Waguespack	W. LeBlanc			52-73	4	-30.5	20,844	1,356,433	
Aug 17	126	SEA	L	3-4	A. Bass	T. Mayza	M. Magill		52-74	4	-31.5	22,073	1,378,506	
Aug 18	127	SEA	L	0-7	Y. Kikuchi	W. Font			52-75	4	-31.5	23,604	1,402,110	
Aug 19			**** Off Day ****						52-75	4	-31.5			
Aug 20	128	at	LAD	L	3-16	C. Kershaw	S. Reid-Foley		52-76	4	-31.5	52,030	1,645,493	
Aug 21	129	at	LAD	L	12 (10)	P. Baez	T. Mayza		52-77	4	-31.5	44,106	1,689,599	
Aug 22	130	at	LAD	L	2-3	C. Sadler	D. Law		52-78	4	-31.5	49,796	1,739,395	
Aug 23	131	at	SEA	L	4-7	M. Wisler	S. Gaviglio	M. Magill	52-79	4	-32.5	34,706	1,774,101	
Aug 24	132	at	SEA	W	7-5	B. Stewart	R. McClain	D. Law	53-79	4	-31.5	34,590	1,808,691	
Aug 25	133	at	SEA	L	1-3	M. Gonzales	C. Buchholz	M. Magill	53-80	4	-32.5	29,698	1,838,389	
Aug 26			**** Off Day ****						53-80	4	-33.0			
Aug 27	134	ATL	W	3-1	Z. Godley	M. Soroka	K. Giles		54-80	4	-33.0	24,578	1,426,688	
Aug 28	135	ATL	L	4-9	L. Jackson	J. Waguespack			54-81	4	-34.0	23,112	1,449,800	
Aug 29			**** Off Day ****						54-81	4	-34.0			
Aug 30	136	HOU	L	4-7	C. McHugh	T. Thornton			54-82	4	-34.0	25,289	1,475,089	
Aug 31	137	HOU	W	6-4	C. Buchholz	F. Valdez	K. Giles		55-82	4	-34.0	26,414	1,501,503	
Sep 1	138	HOU	L	0-2	J. Verlander	K. Giles			55-83	4	-35.0	24,104	1,525,607	
Sep 2	139	ATL	L	3-6	M. Soroka	J. Waguespack	M. Melancon		55-84	4	-35.0	28,987	1,867,376	
Sep 3	140	at	ATL	L	2-7	M. Foltyniewicz	W. Font		55-85	4	-36.0	25,427	1,892,803	
Sep 4			**** Off Day ****						55-85	4	-36.5			
Sep 5	141	at	TB	L	4-6	O. Drake	B. Boshers	E. Pagan	55-86	4	-37.0	5,962	1,898,765	
Sep 6	142	at	TB	L	0-5	P. Fairbanks	C. Buchholz	E. Pagan	55-87	4	-37.0	10,853	1,909,618	
Sep 7	143	at	TB	L	3-5	N. Anderson	J. Romano	O. Drake	55-88	4	-38.0	12,663	1,922,281	
Sep 8	144	at	TB	L	3-8	T. Richards	J. Waguespack		55-89	4	-39.0	14,071	1,936,352	
Sep 9			**** Off Day ****						55-89	4	-39.5			
Sep 10	145	BOS	W	4-3	J. Shafer	J. Taylor	K. Giles		56-89	4	-38.5	17,819	1,543,426	
Sep 11	146	BOS	W	8-0	T. Thornton	T. Kelley			57-89	4	-38.0	14,463	1,557,889	
Sep 12	147	BOS	L	4-7	J. Taylor	C. Buchholz	B. Workman		57-90	4	-39.5	17,420	1,575,309	
Sep 13	148	NYN	W	6-5 (12)	W. Font	T. Lyons			58-90	4	-38.5	23,915	1,599,224	
Sep 14	149	NYN	L	3-13	J. Paxton	J. Waguespack			58-91	4	-39.5	26,308	1,625,532	
Sep 15	150	NYN	W	6-4	T. Zeuch	N. Cortes	K. Giles		59-91	4	-38.5	22,562	1,648,094	
Sep 16			**** Off Day ****						59-91	4	-38.5			
Sep 17	151	at	BAL	W	8-5	D. Law	M. Givens		60-91	4	-38.5	9,280	1,945,632	
Sep 18	152	at	BAL	W	11-10	B. Stewart	M. Castro	D. Law	61-91	4	-37.5	9,066	1,954,698	
Sep 19	153	at	BAL	W	8-4	A. Kay	G. Ynoa		62-91	4	-37.5	10,148	1,964,846	
Sep 20	154	at	NYN	W	4-3	J. Adam	T. Kahnle	K. Giles	63-91	4	-36.5	45,270	2,010,116	
Sep 21	155	at	NYN	L	2-7	J. Paxton	T. Zeuch		63-92	4	-37.5	43,602	2,053,718	
Sep 22	156	at	NYN	L	3-8	L. Severino	W. Font		63-93	4	-38.5	44,583	2,098,301	
Sep 23	157	BAL	W	11-10 (15)	J. Adam	R. Eades			64-93	4	-38.0	13,193	1,661,287	
Sep 24	158	BAL	L	4-11	D. Bundy	T. Pannone			64-94	4	-38.0	12,625	1,673,912	
Sep 25	159	BAL	W	3-2	J. Waguespack	G. Ynoa	K. Giles		65-94	4	-37.0	13,853	1,687,765	
Sep 26			**** Off Day ****						65-94	4	-37.0			
Sep 27	160	TB	L	2-6	O. Drake	T. Zeuch			66-95	4	-38.0	16,348	1,704,113	
Sep 28	161	TB	W	4-1	T. Thornton	R. Yarbrough	K. Giles		66-95	4	-37.0	20,293	1,724,406	
Sep 29	162	TB	W	8-3	C. Buchholz	B. Snell			67-95	4	-36.0	25,738	1,750,144	



# 2019 SEASON HIGHS & LOWS

BIOGRAPHIES

LAST SEASON

HISTORY

RECORDS

OPPONENTS

PLAYER DEV.

MEDIA & MISC.

## TEAM – GAME (PITCHING)

Most Innings Pitched:	15.0, vs. Baltimore, September 23 (15 innings)
Most Hits Allowed:	20, vs. San Diego, May 25
Most Batters Faced:	66, vs. Baltimore, September 23 (15 innings)
Most Batters Faced (9-inning games):	54, vs. San Diego, May 25
Most Runs Allowed:	19, vs. San Diego, May 25
Most Earned Runs:	18, vs. San Diego, May 25
Most Home Runs Allowed:	7, vs. San Diego, May 25
Most Walks Allowed:	10, at Los Angeles (N.L.), August 20
Most Strikeouts:	17, vs. Tampa Bay, July 28
Most Hit-By-Pitch:	3, vs. San Diego, May 25
	3, at Tampa Bay, September 5

## TEAM – GAME (BATTING)

Most At-Bats:	52, vs. Baltimore, September 23 (15 innings)
Most At-Bats (9-inning games):	43, vs. Texas, August 12
Most Plate Appearances:	64, vs. Baltimore, September 23 (15 innings)
Most Plate Appearances (9-inning games):	51, at Baltimore, September 18
Most Runs:	19, vs. Texas, August 12
Most Hits:	21, vs. Texas, August 12
Most Doubles:	9, vs. Texas, August 12
Most Triples:	2, at Boston, July 16
Most Home Runs:	6, vs. Tampa Bay, July 27 (12 innings)
Most Home Runs (9-inning games):	5, at Houston, June 16
	5, at Baltimore, August 1
Most Extra-Base Hits:	13, vs. Texas, August 12
Most Total Bases:	42, vs. Texas, August 12
Most Runs Batted In:	19, vs. Texas, August 12
Most Stolen Bases:	3, at Boston, April 9
	3, at Tampa Bay, August 6 (10 innings)
Most Caught Stealing:	1, done 20 times.
Most Walks:	9, at Baltimore, September 18
Most Strikeouts:	17, at Tampa Bay, August 6 (10 innings)
Most Strikeouts (9-inning games):	16, at Cleveland, April 7
Most Sac Hits:	2, at Texas, May 3 (12 innings)
Most Sac Hits (9-inning games):	1, done 12 times.
Most Sac Flies:	2, at Colorado, May 31
	2, vs. Baltimore, September 23 (15 innings)
Most Hit-By-Pitch:	4, vs. Baltimore, September 23 (15 innings)
Most Hit-By-Pitch (9-inning games):	2, done 5 times.
Most GDP:	4, at Boston, April 11

## INDIVIDUAL – GAME (PITCHING)

Most Innings Pitched:	8.0, Marcus Stroman, at Oakland, April 19
Most Hits Allowed:	11, Trent Thornton, vs. Boston, July 2
Most Batters Faced:	32, Marcus Stroman, at Oakland, April 19
Most Runs Allowed:	10, Edwin Jackson, at Colorado, May 31
Most Earned Runs:	10, Edwin Jackson, at Colorado, May 31
Most Home Runs:	3, Trent Thornton, vs. Tampa Bay, April 12
	3, Edwin Jackson, vs. San Diego, May 25
	3, Sam Gaviglio, vs. San Diego, May 25
	3, Edwin Jackson, vs. Los Angeles (A.L.), June 17
	3, Clayton Richard, at New York (A.L.), June 25
	3, Trent Thornton, at Tampa Bay, August 6 (10 innings)
	3, Brock Stewart, vs. Texas, August 12
	3, Brock Stewart, vs. New York (A.L.), September 14
	3, Clay Buchholz, vs. Baltimore, September 23 (15 innings)
Most Walks:	6, Marcus Stroman, vs. Boston, May 21
Most Strikeouts:	11, Aaron Sanchez, vs. Chicago (A.L.), May 12
Most Hit-By-Pitch:	2, Aaron Sanchez, vs. Boston, May 22 (13 innings)
	2, Trent Thornton, at Tampa Bay, September 5



## INDIVIDUAL – GAME (BATTING)

Most At-Bats: .....	7, Teoscar Hernandez, vs. Baltimore, September 23 (15 innings)
.....	7, Vladimir Guerrero Jr., vs. Baltimore, September 23 (15 innings)
Most At-Bats (9-inning games): .....	6, done 10 times.
Most Plate Appearances: .....	7, done 6 times.
Most Plate Appearances (9-inning games): .....	6, done 14 times.
Most Runs: .....	3, done 23 times.
Most Hits: .....	4, Freddy Galvis, at Boston, April 11
.....	4, Justin Smoak, at Oakland, April 21
.....	4, Billy McKinney, at Chicago (A.L.), May 17
.....	4, Lourdes Gurriel Jr., vs. San Diego, May 26
.....	4, Eric Sogard, at Boston, June 21 (10 innings)
.....	4, Randal Grichuk, vs. Kansas City, July 1
.....	4, Brandon Drury, vs. Tampa Bay, July 27 (12 innings)
.....	4, Randal Grichuk, at Baltimore, August 4
.....	4, Reese McGuire, vs. New York (A.L.), August 8
.....	4, Bo Bichette, vs. Texas, August 12
.....	4, Cavan Biggio, at Baltimore, September 17
Most Doubles: .....	2, done 12 times.
Most Triples: .....	1, done 21 times.
Most Home Runs: .....	2, Randal Grichuk, vs. Baltimore, April 3
.....	2, Vladimir Guerrero Jr., at San Francisco, May 14
.....	2, Rowdy Tellez, vs. Boston, May 21
.....	2, Justin Smoak, vs. San Diego, May 26
.....	2, Randal Grichuk, vs. New York (A.L.), June 5
.....	2, Cavan Biggio, at Baltimore, June 13
.....	2, Teoscar Hernandez, at Houston, June 16
.....	2, Cavan Biggio, vs. Los Angeles (A.L.), June 17
.....	2, Rowdy Tellez, vs. Los Angeles (A.L.), June 19
.....	2, Lourdes Gurriel Jr., at New York (A.L.), June 26
.....	2, Lourdes Gurriel Jr., vs. Kansas City, June 28
.....	2, Justin Smoak, vs. Kansas City, June 30
.....	2, Freddy Galvis, vs. Kansas City, July 1
.....	2, Danny Jansen, vs. Boston, July 4
.....	2, Teoscar Hernandez, at Boston, July 17
.....	2, Brandon Drury, vs. Tampa Bay, July 27 (12 innings)
.....	2, Teoscar Hernandez, vs. Tampa Bay, July 27 (12 innings)
.....	2, Vladimir Guerrero Jr., at Baltimore, August 1
.....	2, Teoscar Hernandez, vs. New York (A.L.), August 9
.....	2, Bo Bichette, at Los Angeles (N.L.), August 20
.....	2, Bo Bichette, at Tampa Bay, September 5
.....	2, Randal Grichuk, vs. New York (A.L.), September 15
.....	2, Billy McKinney, at New York (A.L.), September 22
.....	2, Rowdy Tellez, vs. Baltimore, September 25
Most Extra-Base Hits: .....	3, done 8 times.
Most Total Bases: .....	10, done 7 times.
Most Runs Batted In: .....	5, done 4 times.
Most Stolen Bases: .....	2, Cavan Biggio, at Baltimore, September 17
Most Caught Stealing: .....	1, done 20 times.
Most Walks: .....	4, Justin Smoak, vs. Chicago (A.L.), May 10
Most Strikeouts: .....	5, Freddy Galvis, at Tampa Bay, August 6 (10 innings)
Most Strikeouts (9-inning games): .....	4, done 7 times.
Most Sac Hits: .....	1, done 14 times.
Most Sac Flies: .....	1, done 28 times.
Most Hit-By-Pitch: .....	2, Rowdy Tellez, at Tampa Bay, September 7
.....	2, Jonathan Davis, vs. Baltimore, September 23 (15 innings)
Most GDP: .....	2, done 5 times.



# 2019 TORONTO BLUE JAYS

## FINAL STATISTICS

### BATTING

																								+ = ROOKIE		
																								- PINCH HIT -		
PLAYER	AVG	G	AB	R	H	TB	2B	3B	HR	RBI	SH	SF	HP	BB	IBB	SO	SB	CS	GIDP	E	SLG	OBP	AB	H	HR	RBI
+Alford A	.179	16	28	3	5	8	0	0	1	1	0	0	1	1	0	11	2	0	0	1	286	.233	5	0	0	0
+Bichette B	.311	46	196	32	61	112	18	0	11	21	0	1	1	14	0	50	4	4	2	7	571	.358	0	0	0	0
+Biggio C	.234	100	354	66	83	152	17	2	16	48	0	2	2	71	0	123	14	0	0	5	429	.364	0	0	0	0
Brito S	.077	17	39	5	3	5	0	1	0	2	0	0	0	4	0	17	0	0	2	2	128	.163	0	0	0	0
+Cordero J	.000	31	0	0	0	0	0	0	0	1	0	0	0	0	0	0	0	0	0	0	.000	.000	0	0	0	0
+Davis J	.181	37	83	8	15	22	1	0	2	6	1	1	5	5	0	24	3	1	1	1	265	.266	1	0	0	0
Drury B	.218	120	418	43	91	159	21	1	15	41	0	3	1	25	0	113	0	1	6	5	380	.262	4	1	0	0
Fisher D	.185	57	146	23	27	54	4	1	7	17	0	0	0	21	0	57	5	1	3	3	370	.287	3	0	0	0
Galvis F	.267	115	450	55	120	200	24	1	18	54	1	1	0	21	1	112	4	1	11	6	444	.299	3	1	0	0
Godley Z	.000	6	1	0	0	0	0	0	0	0	0	0	0	0	0	1	0	0	0	1	.000	.000	0	0	0	0
Grichuk R	.232	151	586	75	136	268	29	5	31	80	0	2	5	35	0	163	2	1	20	2	457	.280	2	0	0	0
+Guerrero V	.272	123	464	52	126	201	26	2	15	69	0	2	2	46	0	91	0	1	17	17	433	.339	4	0	0	0
Gurriel L	.277	84	314	52	87	170	19	2	20	50	1	3	5	20	0	86	6	4	4	2	541	.327	3	1	0	0
Hanson A	.163	18	43	5	7	7	0	0	0	4	0	1	1	3	1	17	1	0	0	1	163	.229	3	0	0	0
Hernandez T	.230	125	417	58	96	197	19	2	26	65	0	1	1	45	1	153	6	3	8	3	472	.306	7	1	0	1
Jackson E	.000	18	3	0	0	0	0	0	0	0	0	0	0	0	0	2	0	0	0	1	.000	.000	0	0	0	0
+Jansen D	.207	107	347	41	72	125	12	1	13	43	1	1	4	31	1	79	0	1	8	4	360	.279	3	1	0	1
+Luciano E	.000	25	1	0	0	0	0	0	0	0	0	0	0	0	0	1	0	0	0	0	.000	.000	0	0	0	0
Maile L	.151	45	119	9	18	28	2	1	2	9	2	0	0	8	0	33	1	0	1	4	235	.205	0	0	0	0
+McGuire R	.299	30	97	14	29	51	7	0	5	11	0	0	0	7	0	18	0	0	1	2	526	.346	2	0	0	0
+McKinney B	.215	84	251	37	54	106	14	1	12	28	2	2	2	19	0	73	0	2	0	4	422	.274	8	2	0	1
Pillar K	.063	5	16	1	1	1	0	0	0	1	0	1	0	0	0	3	0	0	0	0	.063	.059	0	0	0	1
+Reid-Foley S	.000	9	1	0	0	0	0	0	0	0	0	0	0	0	0	1	0	0	0	0	.000	.000	0	0	0	0
Sanchez A	.000	27	2	0	0	0	0	0	0	0	0	0	0	0	0	0	0	0	0	0	.000	.000	0	0	0	0
Smack J	.208	121	414	54	86	168	16	0	22	61	0	1	6	79	3	106	0	11	4	406	.342	1	0	0	0	0
Sogard E	.290	110	396	59	115	181	23	2	13	40	3	3	2	38	2	63	8	0	4	7	457	.353	12	1	0	1
Stroman M	.000	21	2	0	0	0	0	0	0	0	0	0	0	0	0	2	0	0	0	3	.000	.000	0	0	0	0
+Taylor B	.160	11	25	3	4	10	0	0	2	2	0	0	1	4	0	7	0	0	0	0	.400	.300	1	0	0	0
+Tellez R	.227	111	370	49	84	166	19	0	21	54	0	3	7	29	3	116	1	1	9	2	449	.293	9	2	2	4
+Thornton T	.667	32	3	2	2	2	0	0	0	0	0	0	0	0	0	0	0	0	0	1	.667	.667	0	0	0	0
Urena R	.243	30	74	4	18	24	6	0	0	4	3	0	1	2	0	23	0	0	0	2	324	.273	4	1	0	0
+Valera B	.234	17	47	7	11	18	2	1	1	6	0	0	1	4	0	7	0	0	1	0	.383	.308	0	0	0	0
+Waguespack J	.000	16	2	0	0	0	0	0	0	0	0	0	0	1	0	2	0	0	0	0	.000	.333	0	0	0	0
+Zeuch T	.000	5	1	0	0	0	0	0	0	0	0	0	0	0	0	1	0	0	0	0	.000	.000	0	0	0	0
TORONTO	.236	162	5493	726	1299	2352	270	21	247	697	14	28	45	509	10	1514	51	20	107	96	.428	.305	64	10	2	8
OPPONENTS	.259	162	5590	828	1450	2520	340	23	228	795	11	36	69	604	25	1332	74	36	111	81	.451	.337	78	15	5	15

### WORLD SERIES RINGS

The Toronto Blue Jays commissioned Tiffany & Co., the world-renowned purveyor of fine jewelry, timepieces, and arts of the table to design rings commemorating both their 1992 and 1993 World Series victories.

To commemorate the 1992 Blue Jays victory, the 14 karat gold ring's design features the team's logo: the head of a Blue Jay with a maple leaf on a baseball backdrop. The eye of the bird is set with a solitaire diamond. Sixteen diamonds representing each year of the club's history surround the bird and the maple leaf is enamelled in red to match the team's official colour. The inscription of World Champions 1992 wraps around the bezel. One side depicts the team's name - Toronto Blue Jays - set in two lines across the top. The 1992 World Series logo is set in a maple leaf with the inscription - Canada's 1st - positioned below the logo denoting the first Canadian World Series victory. The other side depicts the player's name and the jersey number, the American League logo and the team's 1992 season attendance record - 4,028,318 - positioned below the American League logo. Each side of the ring is accented with two rows representing the stitches of a baseball.

The 1993 World Series Championship ring features the symbols of the Toronto Blue Jays and Canada. A field of 45 diamonds in a pave style setting surrounds the Toronto Blue Jays' logo: the head of a Blue Jay enamelled in the team's official colours overlapping another Blue Jay in gold. The eye of the Blue Jay is set with a diamond solitaire stone. Two Maple Leafs, enamelled in red, symbolize Canada's back-to-back World Series victories. Two baseballs overlay each other in the background. Each ring is personalized with each player's name and jersey number, and incorporating the American League logo and the World Series logo with the inscription "Back to Back" and the years 92-93.



# PITCHING

+ = ROOKIE

PITCHER	R/L	W	L	ERA	G	GS	CG	GF	SHO	SV	IP	H	R	ER	HR	HB	BB	IBB	SO	WP	BK	OPP	AVG
Adam J	R	3	0	2.91	23	0	0	2	0	0	21.2	15	8	7	1	3	10	1	18	1	2	.200	
Biagini J	R	3	2	4.59	63	0	0	15	0	1	64.2	71	35	33	14	1	26	3	60	3	0	.281	
Borucki R	L	0	1	10.80	2	2	0	0	0	0	6.2	15	10	8	2	0	6	0	6	0	0	.441	
Boshers B	L	0	3	4.05	28	1	0	6	0	0	20.0	20	10	9	3	1	10	0	26	2	0	.253	
Buchholz C	R	2	5	6.56	12	12	0	0	0	0	59.0	72	44	43	13	1	16	1	39	1	0	.306	
+ Cordero J	R	1	1	2.89	31	0	0	7	0	0	37.1	26	12	12	4	3	11	0	31	1	0	.197	
+ Diaz Y	R	0	0	27.00	1	0	0	0	0	0	0.2	1	2	2	0	0	4	0	0	0	0	.333	
Dull R	R	0	0	12.79	11	0	0	6	0	0	12.2	25	19	1	8	5	1	7	0	15	1	.410	
Feierabend R	L	0	1	11.12	2	1	1	1	0	0	5.2	11	7	7	2	0	1	0	4	1	0	.393	
Font W	R	3	3	4.22	33	14	0	5	0	0	53.1	49	25	25	9	1	16	1	71	1	0	.241	
Gaviglio S	R	4	2	4.61	52	0	0	9	0	0	95.2	85	51	49	18	4	22	0	88	0	1	.235	
Giles K	R	2	3	1.87	53	0	0	44	0	23	53.0	36	11	11	5	0	17	1	83	2	0	.188	
Godley Z	R	1	0	3.94	6	0	0	1	0	0	16.0	15	7	7	2	1	7	0	12	0	0	.246	
Guerra J	R	0	0	3.86	11	0	0	6	0	1	14.0	12	6	6	1	1	5	1	15	0	0	.231	
Hudson D	R	6	3	3.00	45	1	0	11	0	2	48.0	38	18	16	5	3	23	0	48	1	0	.215	
Jackson E	R	3	10	9.58	18	13	0	0	0	0	67.2	105	81	72	23	3	32	0	52	6	0	.351	
+ Kay A	L	1	0	5.79	3	2	0	0	0	0	14.0	15	9	9	0	1	5	0	13	1	0	.263	
Kingham N	R	3	1	3.00	11	0	0	2	0	0	21.0	24	7	7	4	0	8	1	14	2	0	.296	
Law D	R	1	2	4.90	58	4	0	18	0	5	60.2	61	36	33	8	3	40	3	67	7	0	.256	
+ Luciano E	R	1	0	5.35	25	0	0	9	0	0	33.2	36	20	20	4	3	24	1	27	4	0	.275	
Maile L	R	0	0	0.00	2	0	0	2	0	0	2.0	1	0	0	0	1	0	0	3	0	0	.143	
Mayza T	L	1	3	4.91	68	0	0	5	0	0	51.1	45	29	28	8	1	27	2	55	4	0	.230	
+ Pannone T	L	3	6	6.16	37	7	0	8	0	0	73.0	73	51	50	13	6	31	1	69	6	0	.255	
Phelps D	R	0	0	3.63	17	1	0	1	0	0	17.1	14	7	7	3	1	7	1	18	1	0	.222	
Ramirez N	R	0	1	5.40	22	1	0	3	0	0	25.0	26	16	15	7	0	15	0	24	1	0	.274	
+ Reid-Foley S	R	2	4	4.26	9	6	0	0	0	0	31.2	33	20	15	5	2	21	0	28	3	0	.262	
Richard C	L	1	5	5.96	10	10	0	0	0	0	45.1	53	33	30	9	4	18	0	22	3	3	.298	
+ Romano J	R	0	2	7.63	17	0	0	2	0	0	15.1	17	14	13	4	4	9	0	21	0	0	.274	
Rosscup Z	L	2	0	4.80	21	0	0	1	0	0	15.0	16	12	8	1	0	16	1	22	2	0	.262	
Sanchez A	R	5	14	5.89	27	27	0	0	0	0	131.1	145	92	86	20	11	68	2	115	7	0	.278	
+ Shafer J	R	2	1	3.86	34	0	0	11	0	1	39.2	41	19	17	6	1	25	4	39	1	0	.265	
Shoemaker M	R	3	0	1.57	5	5	0	0	0	0	28.2	16	7	5	3	1	9	0	24	1	0	.163	
Stewart B	R	4	0	8.31	10	0	0	0	0	0	21.2	28	21	20	9	3	6	0	16	1	0	.304	
Stroman M	R	6	11	2.96	21	21	0	0	0	0	124.2	118	50	41	10	0	35	0	99	4	0	.248	
Tepera R	R	0	2	4.98	23	1	0	7	0	0	21.2	20	12	12	5	0	8	2	14	2	0	.250	
+ Thornton T	R	6	9	4.84	32	29	0	0	0	0	154.1	156	87	83	24	5	61	0	149	5	0	.259	
Urena R	R	0	0	36.00	1	0	0	1	0	0	1.0	4	4	4	1	0	1	0	0	0	0	.571	
+ Waguespack J	R	5	5	4.38	16	13	0	0	0	0	78.0	75	43	38	12	5	29	0	63	2	0	.248	
+ Zeuch T	R	1	2	4.76	5	3	0	0	0	0	22.2	22	13	12	2	0	11	0	20	2	0	.250	
<b>TORONTO</b>		<b>67</b>	<b>95</b>	<b>4.79</b>	<b>162</b>	<b>162</b>	<b>1</b>	<b>161</b>	<b>7</b>	<b>33</b>	<b>1440.1</b>	<b>1450</b>	<b>828</b>	<b>767</b>	<b>228</b>	<b>69</b>	<b>604</b>	<b>25</b>	<b>1332</b>	<b>70</b>	<b>6</b>	<b>.259</b>	
<b>OPPONENTS</b>		<b>95</b>	<b>67</b>	<b>4.23</b>	<b>162</b>	<b>162</b>	<b>4</b>	<b>158</b>	<b>12</b>	<b>42</b>	<b>1454.0</b>	<b>1299</b>	<b>726</b>	<b>683</b>	<b>247</b>	<b>45</b>	<b>509</b>	<b>10</b>	<b>1514</b>	<b>70</b>	<b>4</b>	<b>.236</b>	

## GRAND SLAMS HIT BY A TORONTO ROOKIE - ALL-TIME

Rick Bosetti	May 7, 1978 (Enrique Romo, Seattle Mariners)
Jesse Barfield	April 24, 1982 (Tom Burgmeier, Boston Red Sox)
Junior Felix	June 2, 1989 (Bob Stanley, Red Sox, INSIDE THE PARK)
Glenallen Hill	Sept. 1, 1989 (Mark Guthrie, Minnesota Twins)
Glenallen Hill	Aug. 14, 1990 (Adam Peterson, Chicago White Sox)
Gabe Gross	Sept. 5, 2004 (Justin Duchsherer, Oakland Athletics)
J.P. Arencibia	June 6, 2011 (Zach Britton, Baltimore Orioles)
Brett Lawrie	Aug. 8, 2011 (Craig Breslow, Oakland Athletics)
Devon Travis	May 3, 2015 (Trevor Bauer, Cleveland Indians)
Rowdy Tellez	April 23, 2019 (Tony Watson, San Francisco Giants)
Rowdy Tellez	June 12, 2019 (Miguel Castro, Baltimore Orioles)
Cavan Biggio	June 29, 2019 (Homer Bailey, Kansas City Royals)
Vladimir Guerrero Jr.	July 20, 2019 (Gregory Soto, Detroit Tigers)
Vladimir Guerrero Jr.	July 30, 2019 (Josh Staumont, Kansas City Royals)



## 2019 PRE ALL-STAR BREAK

## BATTING

																								+ = ROOKIE		
PLAYER	AVG	G	AB	R	H	TB	2B	3B	HR	RBI	SH	SF	HP	BB	IBB	SO	SB	CS	GDP	E	SLG	OBP	- PINCH HIT -			
																							AB	H	RBI	
+Alford A	.000	1	3	0	0	0	0	0	0	0	0	0	0	0	0	0	1	0	0	0	.000	.000	0	0	0	0
+Biggio C	.232	38	125	24	29	53	6	0	6	23	0	1	0	26	0	42	5	0	0	3	.424	.362	0	0	0	0
Brito S	.077	17	39	5	3	5	0	1	0	2	0	0	0	4	0	17	0	0	2	2	.128	.163	0	0	0	0
+Davis J	.140	18	50	3	7	10	0	0	1	2	0	0	0	2	0	13	1	1	1	1	200	.173	0	0	0	0
Drury B	.218	69	243	26	53	93	14	1	8	22	0	2	1	16	0	73	0	0	4	1	.383	.267	2	1	0	0
Galvis F	.270	86	330	42	89	154	18	1	15	44	0	1	0	19	1	81	4	1	9	5	.467	.309	3	1	0	0
Griehuk R	.233	84	326	41	76	136	13	1	15	38	0	1	2	25	0	101	1	0	6	1	.417	.291	2	0	0	0
+Guerrero V	.249	61	225	29	56	93	13	0	8	25	0	1	1	26	0	47	0	1	12	8	.413	.328	2	0	0	0
Gurriel L	.303	53	195	36	59	122	13	1	16	37	0	2	2	15	0	54	3	2	4	2	.626	.355	2	0	0	0
Hanson A	.163	18	43	5	7	7	0	0	4	0	1	1	3	1	17	1	0	0	1	.163	.229	3	0	0	0	
Hernandez T	.204	63	216	24	44	78	8	1	8	27	0	1	0	19	1	71	4	1	4	3	.361	.267	5	1	0	1
+Jansen D	.211	67	213	22	45	81	10	1	8	27	1	1	1	20	0	46	0	0	5	3	.380	.281	2	1	0	1
Maile L	.168	37	101	9	17	27	2	1	2	9	2	0	0	7	0	28	1	0	1	4	.267	.222	0	0	0	0
+McKinney B	.215	46	149	19	32	55	11	0	4	11	2	1	2	10	0	41	0	2	0	3	.369	.272	3	1	0	1
Pillar K	.063	5	16	1	1	1	0	0	0	1	0	1	0	0	0	3	0	0	0	0	.063	.059	0	0	0	1
Smack J	.217	71	244	33	53	102	7	0	14	37	0	1	5	49	1	57	0	0	4	2	.418	.358	1	0	0	0
Sogard E	.294	60	228	37	67	109	11	2	9	26	3	3	1	26	0	36	6	0	2	2	.478	.364	2	0	0	0
+Tellez R	.228	76	259	33	59	114	13	0	14	40	0	2	3	17	3	81	1	1	8	2	.440	.281	5	1	1	3
Urena R	.250	16	40	2	10	13	3	0	0	0	2	0	0	1	0	13	0	0	0	0	.325	.268	2	0	0	0
TORONTO	.232	91	3056	393	709	1255	142	10	128	375	10	19	19	285	7	827	27	9	62	55	.411	.300	34	6	1	7
OPPONENT	.263	91	3139	477	826	1431	179	12	134	458	7	19	33	340	17	743	39	23	63	45	.456	.340	36	7	3	8

## PITCHING

																							+ = ROOKIE	
PITCHER	R/L	W	L	ERA	G	GS	CG	GF	SHO	SV	IP	H	R	ER	HR	HB	BB	IBB	SO	WP	BK	AVG		
Biagini J	R	2	1	4.05	41	0	0	10	0	1	40.0	40	19	18	7	1	14	3	38	1	0	.260		
Buchholz C	R	0	2	6.57	5	5	0	0	0	0	24.2	32	18	18	5	0	6	1	12	1	0	.317		
+ Cordero J	R	0	1	6.75	1	0	0	1	0	0	1.1	2	1	1	1	0	0	0	0	0	0	.400		
Feierabend R	L	0	1	11.12	2	1	1	1	0	0	5.2	11	7	7	2	0	1	0	4	1	0	.393		
Gaviglio S	R	4	1	4.20	30	0	0	6	0	0	60.0	54	29	28	13	3	9	0	55	0	0	.237		
Giles K	R	1	2	1.45	31	0	0	26	0	13	31.0	22	5	5	2	0	9	1	53	2	0	.195		
Guerra J	R	0	0	3.86	11	0	0	6	0	1	14.0	12	6	6	1	1	5	1	15	0	0	.231		
Hudson D	R	5	2	2.72	37	1	0	7	0	1	39.2	31	14	12	5	2	19	0	40	1	0	.212		
Jackson E	R	1	5	12.43	7	5	0	0	0	0	25.1	46	41	35	12	2	12	0	17	3	0	.390		
Kingham N	R	2	1	4.73	8	0	0	2	0	0	13.1	16	7	7	4	0	5	0	8	2	0	.308		
Law D	R	0	1	6.99	26	4	0	4	0	0	28.1	34	24	22	6	1	15	0	33	3	0	.291		
+ Luciano E	R	1	0	6.51	20	0	0	8	0	0	27.2	33	20	20	4	3	23	1	22	4	0	.297		
Mayza T	L	0	0	4.73	41	0	0	3	0	0	32.1	26	18	17	4	1	18	2	40	2	0	.213		
+ Pannone T	L	2	3	6.18	24	2	0	8	0	0	39.1	39	27	27	6	2	20	1	40	3	0	.255		
Phelps D	R	0	0	3.72	10	1	0	1	0	0	9.2	10	4	4	1	1	4	1	9	1	0	.263		
+ Reid-Foley S	R	0	1	3.55	4	2	0	0	0	0	12.2	11	7	5	2	1	6	0	12	3	0	.229		
Richard C	L	1	5	6.23	9	9	0	0	0	0	43.1	51	33	30	9	3	18	0	21	3	3	.298		
+ Romano J	R	0	1	5.06	4	0	0	2	0	0	5.1	2	3	3	2	1	1	0	11	0	0	.118		
Rosscup Z	L	2	0	4.80	21	0	0	1	0	0	15.0	16	12	8	1	0	16	1	22	2	0	.262		
Sanchez A	R	3	12	6.16	19	19	0	0	0	0	92.0	105	69	63	14	7	56	2	77	6	0	.288		
+ Shafer J	R	0	1	2.89	6	0	0	1	0	0	9.1	9	3	3	2	0	8	2	9	0	0	.250		
Shoemaker M	R	3	0	1.57	5	5	0	0	0	0	28.2	16	7	5	3	1	9	0	24	1	0	.163		
Stroman M	R	5	9	3.18	18	18	0	0	0	0	104.2	100	46	37	10	0	32	0	81	1	0	.249		
Tepera R	R	0	2	6.55	12	0	0	2	0	0	11.0	12	8	8	4	0	6	2	9	1	0	.279		
+ Thornton T	R	3	6	4.85	19	19	0	0	0	0	94.2	99	51	51	14	1	41	0	97	3	0	.265		
+ Waguespack J	R	1	0	5.00	2	0	0	0	0	0	9.0	9	6	5	1	1	1	0	11	0	0	.250		
TORONTO		34	57	4.91	91	91	1	90	2	16	806.0	826	477	440	134	33	340	17	743	42	3	.263		
OPPONENTS		57	34	4.07	91	91	1	90	4	25	814.2	709	393	368	128	19	285	7	827	44	1	.232		



## 2019 POST ALL-STAR BREAK

### BATTING

																								+ = ROOKIE - PINCH HIT -		
PLAYER	AVG	G	AB	R	H	TB	2B	3B	HR	RBI	SH	SF	HP	BB	IBB	SO	SB	CS	GIDP	E	SLG	OBP	AB	H	R	RBI
+ Alford A	.200	15	25	3	5	8	0	0	1	1	0	0	1	1	0	10	2	0	0	1	.320	.259	5	0	0	0
+ Bichette B	.311	46	196	32	61	112	18	0	11	21	0	1	1	14	0	50	4	4	2	7	.571	.358	0	0	0	0
+ Biggio C	.236	62	229	42	54	99	11	2	10	25	0	1	2	45	0	81	9	0	0	2	.432	.365	0	0	0	0
+ Davis J	.242	19	33	5	8	12	1	0	1	4	1	1	5	3	0	11	2	0	0	0	.364	.381	1	0	0	0
Drury B	.217	51	175	17	38	66	7	0	7	19	0	1	0	9	0	40	0	1	2	4	.377	.254	2	0	0	0
Fisher D	.161	40	93	14	15	35	2	0	6	12	0	0	0	14	0	43	1	0	3	3	.376	.271	3	0	0	0
Galvis F	.258	29	120	13	31	46	6	0	3	10	1	0	0	2	0	31	0	0	2	1	.383	.270	0	0	0	0
Grichuk R	.231	67	260	34	60	132	16	4	16	42	0	1	3	10	0	62	1	1	14	1	.508	.266	0	0	0	0
+ Guerrero V	.293	62	239	23	70	108	13	2	7	44	0	1	1	20	0	44	0	0	5	9	.452	.349	2	0	0	0
Gurriel L	.235	31	119	16	28	48	6	1	4	13	1	1	3	5	0	32	3	2	0	0	.403	.281	1	1	0	0
Hernandez T	.259	62	201	34	52	119	11	1	18	38	0	0	1	26	0	82	2	2	4	0	.592	.346	2	0	0	0
+ Jansen D	.201	40	134	19	27	44	2	0	5	16	0	0	3	11	1	33	0	1	3	1	.328	.277	1	0	0	0
Maile L	.056	7	18	0	1	1	0	0	0	0	0	0	0	1	0	5	0	0	0	0	.056	.105	0	0	0	0
+ McGuire R	.299	30	97	14	29	51	7	0	5	11	0	0	0	7	0	18	0	0	1	2	.526	.346	2	0	0	0
+ McKinney B	.216	38	102	18	22	51	3	1	8	17	0	1	0	9	0	32	0	0	0	1	.500	.277	5	1	0	0
Smook J	.194	50	170	21	33	66	9	0	8	24	0	0	1	30	2	49	0	0	7	2	.388	.318	0	0	0	0
Sogard E	.286	50	168	22	48	72	12	0	4	14	0	0	1	12	2	27	2	0	2	1	.429	.337	10	1	0	1
+ Taylor B	.000	3	6	0	0	0	0	0	0	0	0	0	0	0	0	2	0	0	0	0	.000	.000	0	0	0	0
+ Tellez R	.225	35	111	16	25	52	6	0	7	14	0	1	4	12	0	35	0	0	1	0	.468	.320	4	1	1	1
Urena R	.242	13	33	2	8	11	3	0	0	4	1	0	1	1	0	10	0	0	0	2	.333	.286	2	1	0	0
+ Valera B	.222	16	44	7	10	17	2	1	1	6	0	0	1	4	0	7	0	0	1	0	.386	.306	0	0	0	0
TORONTO	.242	71	2437	333	590	1097	128	11	119	322	4	9	26	224	3	687	24	11	45	41	.450	.312	30	4	1	1
OPPONENT	.255	71	2451	351	624	1089	161	11	94	337	4	17	36	264	8	589	35	13	48	36	.444	.334	42	8	2	7

### PITCHING

PITCHER	R/L	W	L	ERA	G	GS	CG	GF	SHO	SV	IP	H	R	ER	HR	HB	BB	IBB	SO	WP	BK	+ = ROOKIE - OPP	
																						AVG	AVG
Adam J	R	3	0	2.91	23	0	0	2	0	0	21.2	15	8	7	1	3	10	1	18	1	2	.200	
Biagini J	R	1	1	5.47	22	0	0	5	0	0	24.2	31	16	15	7	0	12	0	22	2	0	.313	
Borucki R	L	0	1	10.80	2	2	0	0	0	0	6.2	15	10	8	2	0	6	0	6	0	0	.441	
Boshers B	L	0	3	4.05	28	1	0	6	0	0	20.0	20	10	9	3	1	10	0	26	2	0	.253	
Buchholz C	R	2	3	6.55	7	7	0	0	0	0	34.1	40	26	25	8	1	10	0	27	0	0	.299	
+ Diaz Y	R	0	0	27.00	1	0	0	0	0	0	0.2	1	2	2	0	0	4	0	0	0	0	.333	
Dull R	R	0	0	14.73	4	0	0	2	0	0	3.2	6	6	6	1	0	3	0	7	0	0	.353	
Font W	R	2	3	3.66	23	14	0	2	0	0	39.1	34	16	16	7	1	11	1	53	0	0	.230	
Gaviglio S	R	0	1	5.30	22	0	0	3	0	0	25.2	31	22	21	5	1	13	0	33	0	1	.231	
Giles K	R	1	1	2.45	22	0	0	18	0	10	32.0	14	6	6	3	0	8	0	30	0	0	.179	
Godley Z	R	1	0	3.94	6	0	0	1	0	0	16.0	15	7	7	2	1	7	0	12	0	0	.246	
Hudson D	R	1	1	4.32	8	0	0	4	0	1	8.1	7	4	4	0	1	4	0	8	0	0	.226	
Jackson E	R	2	5	7.87	11	8	0	0	0	0	42.1	59	40	37	11	1	20	0	35	3	0	.326	
+ Kay A	L	1	0	5.79	3	2	0	0	0	0	14.0	15	9	9	0	1	5	0	13	1	0	.263	
Kingham N	R	1	0	0.00	3	0	0	0	0	0	7.2	8	0	0	0	0	3	1	6	0	0	.276	
Law D	R	1	1	3.06	32	0	0	14	0	5	32.1	27	12	11	2	2	25	3	34	4	0	.223	
+ Luciano E	R	0	0	0.00	5	0	0	1	0	0	6.0	3	0	0	0	0	1	0	5	0	0	.150	
Mayza T	L	1	3	5.21	27	0	0	2	0	0	19.0	19	11	11	4	0	9	0	15	2	0	.257	
+ Pannone T	L	1	3	6.15	13	5	0	0	0	0	33.2	34	24	23	7	4	11	0	29	3	0	.256	
Phelps D	R	0	0	3.52	7	0	0	0	0	0	7.2	4	3	3	2	0	3	0	9	0	0	.160	
Ramirez N	R	0	0	5.40	6	1	0	0	0	0	8.1	8	5	5	2	0	6	0	6	1	0	.258	
+ Reid-Foley S	R	2	3	4.74	5	4	0	0	0	0	19.0	22	13	10	3	1	15	0	16	0	0	.282	
Richard C	L	0	0	0.00	1	1	0	0	0	0	2.0	2	0	0	0	1	0	0	1	0	0	.286	
+ Romano J	R	0	1	9.00	13	0	0	0	0	0	10.0	15	11	10	2	3	8	0	10	0	0	.333	
Sanchez A	R	2	2	5.26	8	8	0	0	0	0	39.1	40	23	23	6	4	12	0	38	1	0	.255	
+ Shafer J	R	2	0	4.15	28	0	0	10	0	1	30.1	32	16	14	4	1	17	2	30	1	0	.269	
Stewart B	R	4	0	8.31	10	0	0	0	0	0	21.2	28	21	20	9	3	6	0	16	1	0	.304	
Stroman M	R	1	2	1.80	3	3	0	0	0	0	20.0	18	4	4	0	0	3	0	18	3	0	.240	
Tepera R	R	0	0	3.38	11	1	0	5	0	0	10.2	8	4	4	1	0	2	0	5	1	0	.216	
+ Thornton T	R	3	3	4.83	13	10	0	0	0	0	59.2	57	36	32	10	4	20	0	52	2	0	.249	
+ Vaguespack J	R	4	5	4.30	14	13	0	0	0	0	69.0	66	37	33	11	4	28	0	52	2	0	.249	
+ Zeuch T	R	1	2	4.76	5	3	0	0	0	0	22.2	22	13	12	2	0	11	0	20	2	0	.250	
<b>TORONTO</b>		<b>33</b>	<b>38</b>	<b>4.64</b>	<b>71</b>	<b>71</b>	<b>0</b>	<b>71</b>	<b>3</b>	<b>17</b>	<b>634.1</b>	<b>624</b>	<b>351</b>	<b>327</b>	<b>94</b>	<b>36</b>	<b>264</b>	<b>8</b>	<b>589</b>	<b>28</b>	<b>3</b>	<b>.255</b>	
<b>OPPONENTS</b>		<b>38</b>	<b>33</b>	<b>4.43</b>	<b>71</b>	<b>71</b>	<b>3</b>	<b>68</b>	<b>7</b>	<b>17</b>	<b>639.1</b>	<b>590</b>	<b>333</b>	<b>315</b>	<b>119</b>	<b>26</b>	<b>224</b>	<b>3</b>	<b>687</b>	<b>26</b>	<b>3</b>	<b>.242</b>	





# 2019 MISCELLANEOUS STATISTICS

	HOME		ROAD		TOTALS	
	W	L	W	L	W	L
VS. BALTIMORE	4	5	7	3	11	8
VS. BOSTON	4	6	4	5	8	11
VS. NEW YORK	6	4	2	7	8	11
VS. TAMPA BAY	4	5	2	8	6	13
<b>TOTALS VS. EAST</b>	<b>18</b>	<b>20</b>	<b>15</b>	<b>23</b>	<b>33</b>	<b>43</b>

VS. CLEVELAND	1	2	0	4	1	6
VS. CHICAGO	1	2	2	2	3	4
VS. DETROIT	2	2	2	1	4	3
VS. KANSAS CITY	3	1	3	0	6	1
VS. MINNESOTA	0	3	3	1	3	4
<b>TOTALS VS. CENTRAL</b>	<b>7</b>	<b>10</b>	<b>10</b>	<b>8</b>	<b>17</b>	<b>18</b>

VS. HOUSTON	1	2	1	2	2	4
VS. LOS ANGELES	1	3	0	3	1	6
VS. OAKLAND	3	0	3	0	6	0
VS. SEATTLE	1	2	1	2	2	4
VS. TEXAS	2	1	1	2	3	3
<b>TOTALS VS. WEST</b>	<b>8</b>	<b>8</b>	<b>6</b>	<b>9</b>	<b>14</b>	<b>17</b>

<b>TOTALS VS. A.L.</b>	<b>33</b>	<b>38</b>	<b>31</b>	<b>40</b>	<b>64</b>	<b>78</b>
------------------------	-----------	-----------	-----------	-----------	-----------	-----------

VS. ARIZONA	0	3	0	0	0	3
VS. ATLANTA	1	1	0	2	1	3
VS. COLORADO	0	0	0	3	0	3
VS. LOS ANGELES	0	0	0	3	0	3
VS. SAN DIEGO	1	2	0	0	1	2
VS. SAN FRANCISCO	0	2	1	1	1	3
<b>TOTALS VS. N.L.</b>	<b>2</b>	<b>8</b>	<b>1</b>	<b>9</b>	<b>3</b>	<b>17</b>

<b>OVERALL TOTALS</b>	<b>35</b>	<b>46</b>	<b>32</b>	<b>49</b>	<b>67</b>	<b>95</b>
-----------------------	-----------	-----------	-----------	-----------	-----------	-----------

## DOUBLEHEADERS

(HOME)	WON 0	LOST 0	SPLIT 0
(ROAD)	WON 0	LOST 0	SPLIT 0

## ATTENDANCE

HOME	1,750,144 ( 81 DATES)	21,607 AVG
ROAD	2,098,301 ( 81 DATES)	25,905 AVG

## TOR OPP.

DOUBLE PLAYS	141	130
TRIPLE PLAYS	0	0
LEFT ON BASE	1003	1164
GRAND SLAM HR	8	4
HOME RUNS - HOME	136	134
HOME RUNS - ROAD	111	94

## HOME ROAD TOTALS

	W	L	W	L	W	L
SHUTOUTS	4	9	3	3	7	12
SHO - INDIVIDUAL	0	3	0	0	0	3
EXTRA INNINGS	6	3	1	5	7	8
ONE-RUN DECISIONS	10	10	8	13	18	23
TWO-RUN DECISIONS	8	4	6	13	14	17
VS. LH STARTERS	14	14	10	16	24	30
VS. RH STARTERS	21	32	22	33	43	65
GRASS FIELDS	0	0	30	41	30	41
ARTIFICIAL FIELDS	35	46	2	8	37	54
DAY GAMES	15	20	11	18	26	38
NIGHT GAMES	20	26	21	31	41	57

## WON LOST

STARTERS	26	68
RELIEVERS	41	27
STREAKS	5	7

## FIRST TRIP LUCKY

The Toronto Blue Jays became the 10th franchise in history to win the World Championship in its 1st trip to the Fall classic. The Florida Marlins became the 11th franchise to accomplish the feat in 1997, Arizona Diamondbacks the 12th in 2001 and the Anaheim Angels in 2002.

1903	Boston Red Sox
1905	New York Giants
1906	Chicago White Sox
1914	Boston Braves
1919	Cincinnati Reds
1920	Cleveland Indians
1924	Washington Senators

1926	St. Louis Cardinals
1969	New York Mets
<b>1992</b>	<b>Toronto Blue Jays</b>
1997	Florida Marlins
2001	Arizona Diamondbacks
2002	Anaheim Angels





# ***TORONTO BLUE JAYS HISTORY***

---

***GEORGE BELL***



# HISTORY OF THE TORONTO BLUE JAYS™



**1977 – First Pitch:** On April 7, 1977, 44,649 fans brave snow and freezing temperatures as the Blue Jays play their first ever regular season game, a 9-5 win over the Chicago White Sox at Exhibition Stadium.

## 1970s

The City of Toronto was awarded a franchise in the American League on March 26, 1976 and named Peter Bavasi Executive Vice-President and General Manager on June 18. On August 12, the "Blue Jays" were selected by Directors from over 4,000 names and 30,000 entries in a "Name the Team" contest. Roy Hartsfield became the first on-field Manager and catcher Phil Roof was purchased from the Chicago White Sox, becoming the first player in franchise history.

On March 11, 1977, the Blue Jays played in their first spring training game, defeating the New York Mets in Dunedin, Florida by a 3-1 score. On April 7, 1977, 44,649 fans braved snow and freezing temperatures as the Blue Jays win their first ever regular season game, 9-5, over the Chicago White Sox. Doug Ault became an instant hero, hitting two home runs in the contest. In their inaugural season, highlights included a 19-3 win over the Yankees, with Roy Howell collecting nine RBI, while the home attendance of 1,701,052 set a record for a first-year expansion club.



**Bell/Moseby/Barfield:** George Bell, Lloyd Moseby and Jesse Barfield played together in Toronto's outfield for six straight seasons from 1984-1989

Over the next two seasons, in 1978 and 1979, the Blue Jays saw several firsts. Jim Clancy got the 4-2 victory in front of 44,327 fans, which is marked by the pitcher starting the first triple play in franchise history. On June 26, 1978, the Blue Jays exploded for a franchise-high 24 runs. Bobby Matlick became the team's second Manager on October 18, 1979. For his performance in 1979, SS Alfredo Griffin was named co-winner of the AL Rookie of the Year Award. From December 2-7, Toronto played host to the Winter Meetings, the first held outside the United States.

## 1980s

The decade of the 1980's represented another birth for the franchise, as by the end of the decade the club rose from an expansion team to formidable AL East contender. In 1980, still in the early years, the club set a franchise record with 67 victories while pushing attendance past six million, an expansion record. Field manager Bobby Cox took over the reins in 1982 and led the club to new heights in his four years as Manager. 1982 saw the team climb out of the basement for the first time in its history, winning 78 games to finish in a tie for 6th with Cleveland.

1983 marks a significant time as the Blue Jays finished over .500 for the first time in franchise history with an 89-73 record, good for 4th place and only nine games out of first. Notable performances included the first 100 RBI season by a Blue Jay (Willie Upshaw) and first 100-run season (Lloyd Moseby). The Blue Jays became only the second team in league history to win Player of the Week honours in three consecutive weeks, when Luis Leal, Dave Stieb and Lloyd Moseby turned the trick in May. The enthusiasm for the club continued to build as a record 9,104 season tickets were sold for the 1984 season. They saw their club march up the standings for a second place finish at 89-73, solidifying their position as AL East contenders. Over the course of the season, the Blue Jays claimed 19 one-run contests in a row, while Cliff Johnson set a then Major League record mark for pinch-hit home runs with his 19th career shot. All of this was witnessed by 2,110,009 fans, which put the Blue Jays in elite company as just the 18th franchise to top two million fans in a season.

### PLAYOFF BOUND:

The ascent to AL East Champions is complete in 1985. On the second to last day of the regular season, the Blue Jays defeat the New York Yankees by a 5-1 score to secure their first postseason berth. During the 1985 season a Blue Jays ticket was a hot commodity. On July 27, the club saw average attendance top 30,000 per game for the first time. 47,686 fans showed up for an October 4th contest vs. New York to set a single game mark, while final attendance reaches a new high of 2,468,925. Season ticket sales are capped at 11,500.

The Blue Jays' first foray into the playoffs provided lots of drama and some solid learning experiences for future





**George Bell MVP:** George Bell cemented himself as the AL's best, posting a .308 average with 47 home runs and 134 RBI to earn MVP honours. He is one of two players in franchise history to win the award (Josh Donaldson - 2015).

years. Jumping out to 2-0 and 3-1 series leads vs. the AL West Champion Kansas City Royals, it appeared inevitable that the Blue Jays would make their first World Series appearance. Unfortunately, the Kansas City Royals had other ideas, coming from behind to become only the 5th club in Major League history to win a series after trailing 3-1. George Brett led the way, collecting several key hits while Jim Sundberg delivered the decisive blow off Blue Jays ace Dave Stieb, with a bases-clearing, wind-assisted triple off the top of the right-field fence in Game 7.

Heading into 1986, season tickets were capped at 14,000 as the club celebrates its 10th anniversary. On July 10, INF Damaso Garcia became the first player to record 1,000 hits in a Blue Jays uniform, while RHP Jim Clancy became the first to win 100 games for the franchise. SS Tony Fernandez became the first to record 200 hits in a season and RF Jesse Barfield earned the franchise its first Gold Glove award. The Blue Jays dropped to 4th place in the East with an 86-76 record, as Jimmy Williams took over as team Manager.

#### MVP:

George Bell cemented himself as the AL's best, posting a .308 average with 47 home runs and 134 RBI to earn the honour as AL MVP in 1987. He became the first Blue Jay ever selected by fans to appear in an All-Star Game. The Blue Jays set several club marks, including a 10-home run game vs. Baltimore on September 14, with Ernie Whitt belting three. A franchise record 11-game winning streak began on June 2, while attendance soared to 2,778,429, an all-time high for any AL East club. On Canada Day, a single-game record 47,828 fans packed their way into Exhibition Stadium in a contest vs. the New York Yankees. The season ends in shocking fashion as a 3.5 game lead was lost in the final week with seven consecutive losses. Four of the losses came to eventual champions, Detroit, all of them by one run, including two in extra innings. On the season's final day, LHP Jimmy Key lost a 1-0

battle to Frank Tanana with the lone run coming from a wall-scraping home run to left field by OF Larry Herndon in the 2nd inning. Key injuries to C Ernie Whitt and SS Tony Fernandez down the stretch proved to be too much to overcome.

A 3rd place finish in 1988 (87-75) was highlighted by some individual accomplishments. George Bell began the season the same way he left off his 1987 MVP campaign, becoming the first player in Major League history to hit three home runs on Opening Day and the only player over the course of the season to earn two Player of the Week awards. Dave Stieb continued his dominance of AL hitters, flirting with no-hitters on three occasions, all three one-hitters, including back-to-back one-hitters on Sept. 24 and 30. Incredibly, both games see him lose the no-hitter with two outs in the 9th inning.

#### A SIGNIFICANT CHANGE:

The 1989 season began with the naming of Paul Beeston as President on January 10. On May 15, with the team sitting at 12-24, Manager Jimmy Williams was replaced by Cito Gaston on an interim basis. On May 28, the Blue Jays played their final game at Exhibition Stadium, defeating the White Sox, 7-5. The team moved into the SkyDome and capped season tickets at 26,000. They open the SkyDome on June 5 with a loss to the Milwaukee Brewers. 49,501 watched the Blue Jays on September 16, to set a new single-season record for home attendance. The Blue Jays went on to post a 77-49 record under Cito Gaston and clinch their second division title. Dave Stieb posted two more one-hitters, and comes within one out of a perfect game vs. New York on August 4, when Roberto Kelly broke up the bid with a double.

#### BEEN HERE BEFORE:

For the second time in five seasons, the Blue Jays were East Division Champions, and fell in the Divisional Series, this time to the AL West Champ Oakland Athletics. The Blue Jays were no match for Rickey Henderson, as he batted .400 in the series with a 1.609 OPS and a LCS record eight stolen bases in the five-game series. They were outscored, 31-16, with the Blue Jays only victory coming in Game 3 behind Jimmy Key.

#### 1990s

The Toronto Blue Jays entered the 90's as an established contender, looking to build on regular season performances that had yet to yield playoff success. With the state-of-the-art SkyDome now their home, it was time to see this vision become reality.


In the first full season at SkyDome, and the first full season under Cito Gaston, the club came up just short of a postseason berth, finishing two games behind the Red Sox with an 86-76 record. The team set a Major League attendance record by passing the Dodgers' 1982 mark on September 19. Dave Stewart tossed SkyDome's first no-hitter, pitching for the Oakland A's.

#### AND THEN HE WAS PERFECT:

On September 2, 1990, Dave Stieb accomplished what had appeared so elusive in his career, tossing his first and only no-hitter vs. the Cleveland Indians. Jerry Browne lined out to RF Junior Felix to end the contest.

1991 was a big year for the franchise in many ways. Chosen to host their first All-Star Game, 52,382 fans packed the SkyDome to see Jimmy Key pick up the win for the home side.

**Stieb No-Hitter:** On Sept. 2, 1990 vs. Cleveland, Dave Stieb tossed the only no-hitter in Blue Jay history.





**Joe Carter – 1993:** The Blue Jays won their 2nd consecutive World Series title after Joe Carter hit a walk-off home run in Game 6 vs. the Phillies to help Toronto capture the series.

In December of 1990, the Blue Jays cemented a deal that changed the fortunes of the club, acquiring future Hall of Famer 2B Roberto Alomar and OF Joe Carter from San Diego in exchange for SS Tony Fernandez and 1B Fred McGriff. Another attendance mark was set and the four-million fan barrier was broken as 4,001,526 saw the Blue Jays return to the postseason by winning the AL East with a 91-71 record. Tom Henke set a then record for consecutive saves with 25. On May 1 in Texas, Nolan Ryan no-hit the Blue Jays for his 7th and final no-hitter.

### THIRD TIME IS A CHARM:

The AL West Champion Minnesota Twins awaited the Blue Jays in the AL Championship Series. The Blue Jays came home to Toronto with a 1-1 series split, primed to make their first World Series appearance. Unfortunately, an 11-inning heartbreaker saw the series tide turn as Mike Pagliarulo homered off Mike Timlin to put the Blue Jays down, 2-1. In Game 5, the Twins finished off the series by scoring three runs in the 8th inning, winning 8-5 and sending the Blue Jays home early once again.

Newly acquired RHP Jack Morris led the Blue Jays into the 1992 season by making his Major League record 13th consecutive Opening Day start. He tossed a complete game in a 4-2 win in Detroit. The Blue Jays set a Major League attendance record again in 1992 with 4,028,318 fans and clinched their

fourth playoff berth on October 3. Dave Winfield set a Blue Jays mark with 23 home runs as a DH while becoming the oldest player to register 100 or more RBI in a season.

### TIME TO CELEBRATE:

An old foe awaited Toronto in the 1992 Championship series in the Oakland Athletics, a team very similar to the club that handled the Blue Jays just two seasons ago in the playoffs. The Blue Jays split the first two games at home before heading to Oakland for Games 4, 5 and 6. Juan Guzman gave the Blue Jays a 2-1 series lead before a dramatic Game 4 became the catalyst for the Blue Jays first ever World Series appearance. In Game 4, the Blue Jays found themselves down 5-1 after three and 6-1 heading into the 8th inning. They came within striking distance with a three-run 8th inning before Dennis Eckersley, the league's widely known "best closer," attempted to close out the game in the 9th. With a man on, Roberto Alomar delivered the biggest hit in franchise history, belting a game-tying two-run home run to right field. The Blue Jays went on to win in 11 and then took the series in six games.

More drama ensued in the Blue Jays' first World Series appearance, facing perennial playoff club, the Atlanta Braves. After dropping the first contest, Game 2 saw backup C/INF Ed Sprague propel the Blue Jays to their first ever World Series win with a pinch-hit, two-run home run off Jeff Reardon in a 5-4 win. Game 3, the first World Series game played outside of the US, was noteworthy for "the catch" made by Devon White in the 4th inning, resulting in a near triple play. That was key in keeping the score tied at 2-2 in the 9th inning. Candy Maldonado drove in Roberto Alomar for the game-winner and a 3-1 series lead. Unable to close the series out in Game 5, the Blue Jays needed one more dramatic at-bat to bring the World Series to Canada. Tied in the 11th inning, Dave Winfield doubled down the left-field line to drive in two runs. When Mike Timlin tossed an Otis Nixon bunt to Joe Carter, the long journey to World Series Champions had concluded.

In 1993, a record-tying seven Blue Jays were selected to the All-Star team (Alomar, Carter, Hentgen, Molitor, Olerud, Ward, White). John Olerud flirted with a .400 average, going as late as August 2 at the .400 mark, and eventually became the first Blue Jay to win a batting title. In fact, the top three spots at season's end belonged to the Blue Jays (Olerud – .363, Molitor – .332, Alomar – .326), the first time in 100 years this had occurred. The Blue Jays won the AL East again, and on July 31, they acquired OF Rickey Henderson to propel them into another postseason run.

In the 1993 AL Championship Series, the Blue Jays and Chicago White Sox won two games on opposition soil before the Blue Jays reversed the trend and won Game 5 at SkyDome. In all six games, the team that scored first won the contest. Roberto Alomar once again led the way with a .316 average, including reaching base in all five plate appearances in Game 5. Dave Stewart closed out the series, moving to 8-0 in ALCS play with a 6-3 victory.

In a highly entertaining series, the Blue Jays brought back-to-back championships to Canada, defeating the Philadelphia Phillies in six games. The series was highlighted by a classic Game 4 contest in Philadelphia on October 20 that saw the Blue Jays overcome 12-7 and 14-9 deficits with a six-run 8th inning. 10 men came to the plate in the 8th, with Devon White tying the contest with a two-out RBI triple. Rickey Henderson provided the game-winning hit in a contest that took four hours and 14 minutes to play. In Game 6 in Toronto, the Blue Jays trailed the Phillies, 6-5, entering the bottom of the 9th. Phillies closer Mitch Williams allowed a walk to Henderson and





a one-out single to Molitor before Joe Carter ended the series with a three-run home run to left field. The, "You'll never hit a bigger home run in your life," quote was made famous by longtime Blue Jays announcer Tom Cheek.

The 1994 season ended prematurely on August 12 as a player strike began. It did not end until late April of 1995. The Blue Jays did not return to the postseason during the balance of the 90's, finishing as high as 3rd in 1998 and 1999. Paul Beeston was named Canada's Baseball Man of the Year in 1994, while Howard Starkman picked up the Robert O. Fishel award for Public Relations Excellence in 1996.

The Blue Jays opened their 20th season in Las Vegas vs. Oakland, a season where RHP Pat Hentgen began a string of three successive Blue Jays CY Young awards winners, with Roger Clemens winning in 1997 and 1998



**Carlos Delgado:** The first baseman played with the Blue Jays for 12 seasons, from 1993-2004. He is the all-time club leader in many offensive categories, including runs (889), doubles (343), home runs (336), RBI (1,058) and walks (827).

#### EXCELLENCE IS MEASURED:

The Blue Jays honoured OF George Bell and RHP Dave Stieb by unveiling their names as the first on the Level of Excellence. Over the years, only the most prominent Blue Jays will see their names on the outfield facade. Joe Carter and Cito Gaston were added in 1999.

Cito Gaston ended end a glorious run with the club after being relieved of his duties on September 24, 1997. During his tenure, the club won three divisional titles and two World Series.


Interleague play began in 1997 with the Blue Jays playing the Montreal Expos in the regular season for the first time. The decade closed out

with some significant accomplishments after Gord Ash assumed the role of General Manager in 1998. The same year, SS Tony Fernandez became the all-time hits leader and RHP Roger Clemens became just the 11th pitcher in MLB history to record 3,000 strikeouts. OF Shawn Green became the first Blue Jay to post 30 home runs and 30 stolen bases in 1998. RHP Pat Hentgen was the 4th Blue Jay to win 100 games and RHP Billy Koch posted his 31st save in 1999 to set a then AL Rookie record.

#### 2000s:

Rogers Communications assumed control of the franchise in September of 2000. During the summer of the same year, the Blue Jays put on a

**Halladay 2003 Cy Young:** Roy Halladay became the third Blue Jay to win a Cy Young Award in 2003, joining Pat Hentgen (1996) and Rogers Clemens (1997-1998). Halladay is the all-time club leader in winning % (.661) while ranking 2nd in wins (148), shutouts (15) and strikeouts (1,495).



**Ted Rogers:** In September of 2000, local ownership returned to the Toronto Blue Jays as Rogers Communications Inc. purchased 80% control of the franchise.

power display, becoming the first Major League team to have four players with 20 or more home runs before the All-Star break (Delgado, Batista, Mondesi, Cruz). The 134 home runs at home set a new AL mark and the 244 total home runs set a new franchise record. Carlos Delgado was named Sporting News Player of the Year.

The 2001 campaign saw the club open the season with one game vs. the Texas Rangers in Puerto Rico. Raul Mondesi pulled off the first straight steal of home in franchise history and Carlos Delgado assumed the franchise lead in home runs, passing Joe Carter. Jeff Frye hit for the cycle on August 17, joining Kelly Gruber as the only Blue Jays to accomplish the feat.

Carlos Delgado's team-record streak of 432 consecutive games played came to an end on August 4, 2002. Pat Gillick was enshrined on the Level of Excellence on August 7, 2002. The 2002 campaign came to a close with Eric Hinske named Rookie of the Year.

On June 15, 2003, Reed Johnson became only the fourth player in MLB history to hit a leadoff and walk-off home run in the same game. Roy Halladay won 15 straight decisions in 2003 on his way to a club-record 22 wins and a Cy Young award.

On September 2, 2003, Carlos Delgado batted out four home runs to become the 15th player in MLB history to accomplish the feat. Legendary broadcaster Tom Cheek had his streak of 4,306 consecutive games come to an end after the sudden passing of his father on June 3, 2004. Later in the season, Cheek was enshrined on the Level of Excellence. John Gibbons relieved Carlos Tosca of his duties on August 8, 2004. The final day





of the season was overshadowed by the sudden passing of longtime Blue Jays and current broadcaster John Cerutti.

Vernon Wells picked up a Gold Glove Award in 2004 and again in 2005. On April 4, Tom Cheek called back-to-back home runs by Orlando Hudson and Vernon Wells in his last game as a Blue Jays broadcaster; he later passed away on October 9, 2005.

After key signings of RHP A.J. Burnett and LHP B.J. Ryan in 2006, the team went on to post its best record of the decade, finishing in 2nd place with an 87-75 record. It marked the first time the Blue Jays placed higher than 3rd since the World Series winning clubs in 1992 and 1993. They saw five players go to the All-Star Game (Halladay, Ryan, Wells, Glaus, Rios).

The Blue Jays signed free agent Frank Thomas to a two-year contract in 2007. On June 28 in Minnesota, he became just the 21st player in MLB history to hit 500 career home runs, accomplishing the feat with a 1st inning home run off Carlos Silva.

Roberto Alomar took centre stage once again on April 4, 2008 as he saw his name honoured with many Blue Jay greats on the Level of Excellence. Cito Gaston made his return to the dugout as he replaced John Gibbons as Manager with the team holding a 35-39 record. Gaston led the club to a 10-game winning streak in September, finishing with a 51-37 record the rest of the way in 2008. He was rewarded with a two-year contract following the season.

General Manager JP Ricciardi was replaced following the 2009 season by assistant Alex Anthopoulos on October 3. Aaron Hill and Adam Lind had stellar offensive seasons, earning both players a Silver Slugger Award. Hill also was named Comeback Player of the Year, while Lind was recognized as the AL's best Designated Hitter, picking up the Edgar Martinez Award.

## 2010s:

In 2010, Jose Bautista won the Hank Aaron award and a Silver Slugger award, after setting a club mark with 54 home runs. He became just the 16th player in MLB history to record 54 home runs and just the 7th player to post 50 home runs, 30 doubles and 100 walks in the same season. Overall, the team hit 257 home runs, tying for the 3rd highest total in MLB history. Brandon Morrow turned in one of the most impressive performances in franchise history on August 8 vs. Tampa Bay as his no-hit bid ended with two outs in the 9th inning. However, he finished with a one-hitter and 17 strikeouts. Cito Gaston was honoured in the final home game with a pre-game ceremony on September 29, 2010.

### THE HALL IS CALLING:

Roberto Alomar, a 12-time All-Star and 10-time Gold Glove winning second baseman, was inducted into the National Baseball Hall of Fame by the Baseball Writers' Association of America on July 24, 2011 at the Clark Sports Center in



**Home Run Record:** Jose Bautista broke the Blue Jays home run record in 2010, leading the Majors with 54 homers. He remains as the only Toronto player to hit at least 50 home runs in a season.



**Cito Gaston:** Cito Gaston waves goodbye as he is honoured at Rogers Centre in the final game of 2010. Gaston has the most wins as a manager in club history, amassing 913 in 1764 games (1989-1997; 2008-2010).

Cooperstown, NY. The two-time World Series Champion, donned the Toronto Blue Jays cap in the Hall, marking the first ever Blue Jays player to be elected into the Hall of Fame. Alomar, who was in his 2nd year on the ballot, received 523 votes which then represented the 3rd highest total in history, for a 90 percent majority.

John Farrell was appointed as the 12th Manager in franchise history and led the club to an 81-81 record in his first season. Jose Bautista was once again the offensive leader, earning a second consecutive Hank Aaron award as the league's best hitter. He led the AL in home runs with 47, while also posting league leading numbers in walks (132), slugging % (.608) and OPS (1.056). Bautista became the first player to lead the Majors in all of the above categories since Barry Bonds in 2001, and the first AL player since Ted Williams in 1942. The fans also recognize his dominance by registering 7,454,753 All-Star votes, then the most in MLB history. In the minors, four of the Blue Jays affiliates made the playoffs, with two clubs (New Hampshire and Vancouver) winning league championships. Baseball America rated the Blue Jays Minor League system 4th, up from 19th just one year prior. On November 18, 2011, the Blue Jays unveiled a new logo that brought the "blue" back to the Blue Jays, recognizing the classic Toronto look.

In June of 2012, Jose Bautista recorded 14 home runs, 30 RBI, 22 walks and 24 runs scored in 27 games to capture his 5th career monthly award. He also finished at the top in homers, RBI and slugging percentage (.750), and tied for 1st in walks and extra-base hits (18). His 14 homers established a new club record for the most home runs in any single month and marked the most in a calendar month by any player since Colorado's Troy Tulowitzki hit 15 round trippers in September of 2010. It also was the most for an AL player since New York's Alex Rodriguez hit 14 home runs in April of 2007.

On Sept. 18, 2012, the club announced that they had entered into a Player Development Contract with the Buffalo Bisons of the International League (AAA). On Oct. 21, 2012, the Blue Jays released Manager John Farrell from his contract as he was hired by the Red Sox to take over that same position with them, an agreement reached by both teams. On Nov. 19, 2012, the Blue Jays and Marlins completed the biggest trade in baseball history, measured in number of players changing hands, as Toronto acquired RHP Josh Johnson, LHP Mark Buehrle, SS Jose Reyes, IF/OF Emilio Bonifacio and C John Buck in exchange for C Jeff Mathis, SS Yunel Escobar, SS Adeiny Hechavarria, RHP Henderson Alvarez, LHP Justin Nicolino, OF Jake Marisnick and RHP Anthony Desclafani. On Nov. 20, the Blue Jays hired John Gibbons as Manager to take over for John Farrell. Gibbons became the second person to have two tenures as Blue Jays Manager, along with Cito Gaston. General Manager Alex Anthopoulos made another big splash in the offseason by acquiring the 2012 NL Cy Young award winner, RHP R.A. Dickey, from the




New York Mets on Dec. 17, 2012, along with C Josh Thole and C Mike Nickeas in exchange for two of Toronto's top prospects, C Travis d'Arnaud and RHP Noah Syndergaard, along with C John Buck and OF Wilmer Becerra.

Major League Baseball and Baseball Commissioner Allan H. (Bud) Selig named the Toronto Blue Jays as the 2012 recipient of the Commissioner's Award for Philanthropic Excellence, which was created in 2010 to annually recognize an extraordinary charitable and philanthropic effort of an MLB club.

Toronto had four players participate in the 2013 All-Star game along with Manager John Gibbons, who was one of the coaches selected by Jim Leyland. OF Jose Bautista, 1B Edwin Encarnacion, LHP Brett Cecil and RHP Steve Delabar represented the Blue Jays at the 2013 Classic. Delabar was the winner of the mlb.com Final Vote, becoming the first Toronto player to win with 9.6 million votes. On July 21, 2013, Carlos Delgado became the 10th member inducted into the Toronto Blue Jays Level of Excellence.

On Dec. 9, 2013, at the Winter Meetings, RHP Roy Halladay signed a contract with the Blue Jays. This agreement ensured that the legendary right-hander retired as a Toronto Blue Jay. Halladay finished a distinguished 16-year career with a record of 203-105 (.659 winning percentage) in 416 games, 390 starts with an ERA of 3.38. Roy is among the Blue Jays club leaders in many pitching categories, ranking 2nd in wins (148), strikeouts (1495) and shutouts (15), 3rd in ERA (3.43), starts (287), complete games (49) and innings pitched (2,046.2). His 148-76 record as a Blue Jay resulted in a .661 winning percentage, the highest mark in club history.

Jose Bautista once again led the Majors in the 2014 fan voting (5,859,019) and made his 5th consecutive appearance in the All-Star Game, joining Roberto Alomar as the only Toronto players to earn four consecutive starts. Bautista was named the AL captain for the Home Run Derby and was eliminated in the semi-final by the eventual winner, Yoenis Cespedes. His



**Tom Cheek:** Tom Cheek, who called the first 4,306 regular-season and 41 postseason games in Toronto Blue Jays history, was selected as the 2013 recipient of the Ford C. Frick Award, presented annually for excellence in broadcasting by the National Baseball Hall of Fame and Museum. Cheek, who passed away on Oct. 9, 2005, was honored as part of Hall of Fame Weekend 2013 in Cooperstown, N.Y.



**Alomar – Gillick HOF:** Roberto Alomar was inducted into the National Baseball Hall of Fame in July of 2011, becoming the first and only member to be enshrined with a Blue Jays cap. Alomar is joined by former Blue Jays General Manager, Pat Gillick, who was inducted in to the Hall of Fame on the same day. Gillick was instrumental in building the Blue Jays from an expansion team in 1977 to World Series Champions. Gillick was also responsible for bringing Alomar to Toronto, acquiring him in a trade with San Diego.

10-HR in the 1st round was the most by any participant. On Sept. 8, 2014 vs. CHC, Bautista hit his 200th career homer as a Blue Jay, becoming just the 5th player in club history to accomplish the feat. Edwin Encarnacion led the Majors in May, 2014 with 16 HR, 22 XBH, a .763 SLG and was 2nd with 33 RBI. The 16 HR in May set a club record for any month and was the most by any player in May since Barry Bonds hit a MLB record 17 HR in 2001. The 16 homers in May was tied for 2nd on the all-time MLB list with Mickey Mantle (1956) and Mark McGwire (1998). It was the most hit in any month since Sammy Sosa hit 17 HR in August, 2001. Encarnacion became the first player in club history with four or more multi-homer games in a calendar month. His five multi-HR games in May tied an MLB record for most multi-HR games in any calendar month (Albert Belle: Sept., 1995 and Harmon Killebrew: May, 1959). He was named AL Player of the Month for May. On June 6, 2014 vs. STL, the Blue Jays celebrated the 25th anniversary of the Rogers Centre. Like they did back on June 5, 1989, they sent Jimmy Key to the mound to throw out the Ceremonial First Pitch to former catcher Ernie Whitt. Joining them to deliver the game's starting lineup was former Blue Jays Manager Cito Gaston, who managed the first game at the ballpark. On April 10, 2014 the Toronto Blue Jays announced the creation of the Howard Starkman Award to be presented annually to the Employee of the Year. Starkman officially retired on April 11 as the longest serving employee in the organization and was the inaugural recipient of the award named in his honour. On Sept. 10, the Toronto Blue Jays were named the winners of 2014 Steve Patterson Award for excellence in sports philanthropy, granted in recognition of the Jays Care Foundation's charitable and community efforts across Canada.

In 2015, the Blue Jays had Josh Donaldson, Jose Bautista and Russell Martin represent them in the 86th All-Star Classic. Donaldson was the MLB leading vote-getter, setting an all-time record after accumulating 14,090,188 votes. He was the first Toronto third baseman and fourth Toronto infielder, to win a fan election, joining Roberto Alomar (1991-94), John Olerud (1993) and Carlos Delgado (2003). For Bautista, it marked his 6th straight overall All-Star selection (2010-2015), his first time being chosen by the players. For the 5th straight year he was selected as a starter, the only Blue Jay to accomplish that feat. His six All-Star appearances also represent the most by any Blue Jay (Roberto Alomar-5, Joe Carter-5). Prior to the July, 2015 trade deadline, GM Alex Anthopoulos pulled off four separate deals as Toronto acquired Troy Tulowitzki and LaTroy Hawkins from the Rockies on July 28. The Jays also acquired David Price from the Tigers on July 30 before adding Ben Revere from the Phillies and Mark Lowe from the Mariners on July 31. After that point, Toronto posted a record of 40-18 the rest of the way for the best record in baseball. On Aug. 31, 2015, Rogers Communications announced that Mark Shapiro has been appointed President and CEO of the Toronto Blue Jays and Rogers Centre, to take place following the completion of the team's 2015 season. Shapiro assumed the role from Paul Beeston, who retired at the end of the season. The team clinched its first division title since 1993 after defeating the Orioles in Baltimore by a score of 15-2 in Game 1 of a doubleheader. The victory ended the longest active playoff drought by any team in professional sports. It marked the 6th time in franchise history to have won their division. The Blue Jays defeated the Texas Rangers in the best-of-five Division Series after trailing 2-0. In the finale, Jose Bautista put Toronto in front for good, crushing a three-run homer in the 7th inning to break a 3-3 tie. Toronto then lost their ALCS series vs. the Royals in six games. On Oct. 29, 2015, Alex Anthopoulos stepped down as Senior VP of Baseball Operations and GM. Vice President of Baseball Operations and Assistant GM, Tony LaCava was named Interim General Manager following Anthopoulos's departure. On Nov. 19, 2015, Josh Donaldson became just the second player in franchise history to win the AL MVP Award (George Bell in 1987). Donaldson finished with 23 first-place votes (385 points overall) as he had 81 more points than the

2nd place finisher (Mike Trout). On Dec. 3, 2015, Toronto named Ross Atkins as Executive Vice President of Baseball Operations and General Manager. He became the seventh GM in franchise history. Tony LaCava was then promoted to the position of Senior Vice President of Baseball Operations and Assistant GM after serving as the Interim GM.

In 2016, the Blue Jays won the top Wild Card position after going 89-73, representing the seventh postseason in franchise history (1985, 1989, 1991, 1992, 1993, 2015, 2016). That marked just the second time in club history to earn a postseason berth in consecutive seasons (last: 1991-1993). The Blue Jays defeated the Orioles at Rogers Centre in the Wild Card game on Tuesday, Oct. 4, after Edwin Encarnacion hit a walk-off three-run homer in the 11th inning. Toronto won the Division Series, 3-0, over Texas for their first ever postseason sweep. The Jays appeared in consecutive ALCS series in back-to-back seasons for just the second time in franchise history (1991-1993), but fell to the Cleveland Indians, 3-1, in the ALCS. Toronto drew 3,392,099 in attendance for an average of 41,878, which represented the most in the AL and third most in the Majors (LAD - 45,720; STL - 42,525), their highest total since 1994 (49,287). The pitching staff posted a 3.47 ERA on the road which represented the best mark in all of baseball and was the third lowest mark in franchise history (3.07 in 1981 and 3.16 in 1991). It also marked the second time that Toronto led the Majors in ERA on the road (last: 3.07 in 1981) and third time to lead the AL (3.89 in 2008 and 3.16 in 1991). Aaron Sanchez led the American League in ERA at 3.00, becoming the 5th different Blue Jays pitcher to lead the AL in ERA, joining Roger Clemens (2x), Dave Stieb, Juan Guzman and Jimmy Key. J.A. Happ was one of just three pitchers to finish the year with 20 wins (Rick Porcello-22, Max Scherzer-20) as he became the 6th different 20-game winner in club history (8th time), joining Roy Halladay (2x), Roger Clemens (2x), Jack Morris, Pat Hentgen and David Wells to accomplish that feat. It marked the second time that a LHP recorded 20 wins in a season (David Wells-20 in 2000). Edwin Encarnacion became only third player in club history to record four seasons of 35+ HR and 100+ RBI, joining Delgado (5x) and Bautista (4x). The Jays also averaged over 1 million viewers per game on TV nationwide (Sportsnet).

In 2017, Roberto Osuna and Justin Smoak represented the Blue Jays at the All-Star Game. At 22.352 years old, Osuna became the youngest player to appear in an ASG in team history. Smoak went 1-for-1 with a walk to become the third Blue Jay to reach base more than once in a Mid-Summer Classic contest. The first baseman hit a career-high 38 homers in 2017, the most all-time by a Toronto switch-hitter. He also set an MLB record with 11 home runs in the 9th inning or later. The team played in an AL-high 53 one-run games. Despite finishing 76-86, Toronto led the AL in attendance, selling 3,203,886 tickets.

In 2018, the season began with the second number retirement in team history, as the late Roy Halladay had his number 32 lifted to the rafters on Opening Day. Lourdes Gurriel Jr. recorded multiple hits in 11 straight games from July 11-29. The multi-hit streak was the longest in team history and marked the seventh 11+ game multi-hit streak since 1900. The shortstop took AL Rookie of the Month for July with a .423 (30-for-71) average over the course of the month. Kendrys Morales also had a club-record streak as he homered in seven straight games from Aug. 19-26. The seven-game stretch was the longest ever by a switch-hitter and tied for 4th longest all-time, one back of the leaders. J.A. Happ was Toronto's lone representative at the All-Star Game and picked up the first save ever by a Blue Jay at the Mid-Summer Classic. Rowdy Tellez joined the club in September and became the first player in the live-ball era to have an extra-base hit in each of his first three MLB plate appearances. He then became the first player to record seven doubles in his first seven career games and tied an MLB record with 10 XBH in his first 40 PA. The team set a franchise record, using 63 different players to get through 2018.





Toronto wrapped up the decade with an average roster age of 26 years and 266 days, the second youngest in the Majors. The average age of their position players was 25.298, the youngest among all 30 clubs. The Blue Jays had an MLB-high 840 games played by rookies during the 2019 campaign and led all teams in in rookie hits (535), doubles (115), home runs (97), RBI (284), walks (224) and extra-base hits (218). The club set team records in rookie doubles, homers, RBI, walks and extra-base hits, having only more hits and games played in their 1977 inaugural season. They also became the first team ever to have double-digit home runs from six different rookies, surpassing the 1958 San Francisco Giants. Cavan Biggio recorded the third cycle in franchise history as he accomplished the feat on Sept. 17 in Baltimore. Bo Bichette set an MLB record with a nine-game doubles streak from July 31-Aug. 8, and became the first player to ever record 15 extra-base hits in his first 15 career games. Vladimir Guerrero Jr. led AL rookies with 126 hits and became the first rookie in team history to win two Player of the Week Awards. The 20-year-old also became the youngest player to ever participate in the Home Run Derby and set an MLB record as he hit a total of 91 homers in the competition, surpassing Giancarlo Stanton's total of 61 in 2016.



**Vladimir Guerrero Jr.:** Vladimir Guerrero Jr. set a Major League record as he belted 91 homers during the 2019 Home Run Derby.

# HISTORY OF THE LOGO

Courtesy: Chris Creamer, SportsLogos.net

## PRIMARY LOGO (1977 – 1996)

Unveiled two months after the team was named, the Toronto Blue Jays original logo made its debut to the baseball world on October 8, 1976. The design is attributed to a team that includes draftsman Paco Belsué from Toronto's Savage Sloan Ltd. and Richard Walker from Labatts. It featured the stylized double-blue profile of a blue jay superimposed on a baseball accompanied by a red maple leaf symbolizing the team's status as the first and only Canadian team in the American League. The team name, surrounding the main elements, boasts its now-famous light blue split-lettering typography. The Blue Jays used this logo from their expansion season right through to the end of 1996, a span of twenty seasons. The logo was worn by six members of the National Baseball Hall of Fame and used by the team during five playoff appearances and two World Series titles.

## PRIMARY LOGO (1997 – 2002)

Designed by Major League Baseball, the Toronto Blue Jays announced the first logo change in team history on November 19, 1996 along with a set of brand new uniforms. The stylized double-blue blue jay head remained on a baseball, but now appeared with a modernized style and the addition of the colour grey. The maple leaf, once small and off to the right, was enlarged considerably and placed behind both the ball and the blue jay with the team name below in modified split-lettering. The Blue Jays used this logo for six seasons, including the on-field debut of Hall of Fame pitcher Roy Halladay and for back-to-back American League Cy Young Award winning seasons for Roger Clemens.

## PRIMARY LOGO (2003)

While it was only used as the primary logo for one season, the Blue Jays had previously used this logo as an alternate logo for the three seasons prior to its "call-up" in 2003. Originally unveiled for use on batting practice and Spring Training uniforms on February 1, 2000, the logo features a blue jay wrapped around a large red "T" while holding a yellow bat and tossing a ball into the air. It quickly found its way into the regular season rotation on both an alternate cap and jersey during the 2001 and 2002 seasons before it took center stage as the primary design. It was just one season but it was while wearing this logo that Roy Halladay took home the AL Cy Young Award in 2003.

## PRIMARY LOGO (2004 – 2011)

Featuring an updated blue jay characterized by a more determined look, the team unveiled a radical new logo, colour scheme, and uniform set on September 2, 2003. Created by Toronto-based Branditi, the new design placed an emphasis on black and graphite while eliminating red from the set. The logo incorporated a lighter shade of blue than used previously onto a blue jay head facing the left with the team name behind in bevelled lettering. The name of the team was abbreviated for the logo with only the name "Jays" shown in the design. The Jays used this design for eight seasons before replacing it following the 2011 season during which it was worn by two members of the National Baseball Hall of Fame and by Jose Bautista as he slugged a club record 54 home runs in 2010.

## PRIMARY LOGO (2012 – 2019)

In homage to their past, the Blue Jays brought back the classic look and feel of their original design when they unveiled a familiar new logo on November 18, 2011. Returning was the double-blue blue jay head placed on a red baseball, a maple leaf was as reintroduced, now larger than it was when it first appeared in 1977. Split-style lettering returned as well with a modernized, serif version of the original font. The entire logo encased within a double striped blue outline to mimic the split-styled font. The Blue Jays have used this logo as their primary logo for eight seasons including two playoff appearances and will forever be linked to postseason home runs from Jose Bautista in 2015 and Edwin Encarnacion in 2016.

## PRIMARY LOGO (2020–)

Entering a new decade the Blue Jays made some minor changes to their primary look. The baseball and team name were removed from the design to match the "logo for life" worn on each of the team's caps and jerseys. The shade of red used for the maple leaf was also darkened very slightly. The previous logo, words, ball, and all, wasn't eliminated completely, sticking around as the team's official secondary logo.



# HISTORY OF THE UNIFORM



## HOME UNIFORMS

Paired with a royal blue cap and a white front panel, the original home and road jerseys were both pullover style with blue/white/blue trim around the collar and both sleeves with the original team logo front and center. At home, the Blue Jays wore a white uniform with "BLUE JAYS" arched across the chest in blue split-lettering over the logo. On the road, they went with a baby blue uniform with "TORONTO" in solid blue over the logo. While the road uniform would change annually for the first three seasons, the home design remained relatively unchanged until after the 1988 season.

For the 1978 season, the Blue Jays made a slight adjustment to their road uniform, the "TORONTO" wordmark arched across the chest was given a white outline to make it stand out more on the baby blue jersey.

In 1979, the Blue Jays changed the road uniform once again, this time replacing blue "TORONTO" lettering with "BLUE JAYS" in white to mimic the style worn on the home jersey. This design also helped the team recycle uniforms down to the club's Minor League affiliates also named "Blue Jays".

As the team moved to SkyDome in 1989, the Blue Jays redesigned their uniforms, moving away from the pullover style to a more traditional button-down jersey. The logo on the jersey had to be moved to the left side to accommodate the buttons. On the road, the team dropped the baby blues in favour of a traditional road grey and "TORONTO" now appeared across the jersey. For the first time, an all-blue cap was added and was worn exclusively for road games. Midway through the 1993 season the white front-panel caps used since 1977 were retired, leaving the team with just the one all-blue cap. In 1994, the Blue Jays added their first-ever alternate uniform to the mix, the same design but now a blue jersey with the team name in white to be worn at home and on the road with the blue cap.

Along with a new logo, three all-new uniforms were unveiled for the Blue Jays in 1997. Three stripes: blue, light blue, and red were on each arm with the new logo as a patch on the sleeve. The team name remained across the chest in a modernized version of the split-style lettering and the player's number appeared on the front of the jersey. The home and road uniforms both paired with a new all-blue cap featuring the new logo. A blue alternate jersey with "TORONTO" across the chest in red lettering was also added with its own blue cap which included a red visor. A second alternate uniform was added in 1999, a sleeveless jersey with a blue undershirt and the return of the team's logo to the front of the jersey.

Tweaks were made to the team's uniforms in 2001 as piping was added down the front of all jerseys. The road grey jersey got the most noticeable change as it now had blue sleeves in addition to the new blue piping. The sleeveless alternate from 1999 was updated as well, with a new logo featuring a blue jay wrapped around a red "T" on the front of the jersey as well as on the caps.

Slight changes were made to the uniforms in 2003 as all instances of the previous logo on the sleeves and caps were replaced with the new "T" logo to accommodate its promotion up to the primary team mark.

A major redesign in 2004 saw almost the total elimination of blue — from the caps which were now graphite grey at home and black on the road, as well as from the team's name on the uniforms. The new jerseys were free of any decoration with just the new "JAYS" logo across the front of the home white and alternate black jerseys, and "TORONTO" on the road greys, both slanted diagonally up to the right. New player name and number styles were also introduced. The graphite caps were replaced by the black caps full-time in 2005.

BIOGRAPHIES

LAST SEASON

HISTORY

RECORDS

OPPONENTS

PLAYER DEV.

MEDIA & MISC.





The road uniform received a makeover for the 2008 season, as the "TORONTO" logo across the chest was now in an entirely new styled font and back to being arched again. Player numbers are added below the team name and the team's logo is worn as a patch on the sleeve. There was also a retro return in 2008 as the Blue Jays introduced the Flashback Friday series of home games. The powder blue pullovers worn originally on the road in the 1980s along with the original caps were brought back for Friday night home games for three seasons.

From 2009 to 2011, to again promote themselves as Canada's Team, a red maple leaf was returned to the Blue Jays home white, road grey, and alternate black uniform for the first time in five seasons. The maple leaf was added as a patch to the sleeve of the three jerseys.

What's old is new again, and in 2012, the Blue Jays brought back their familiar look with a few modern twists. The original logo, colours, and lettering style all returned with a fresher look alongside matching home white, road grey, and alternate blue uniforms. A white-panel cap, similar to those worn from 1977-1993, also returned as an alternate option beginning during the 2015 season.

In honour of Canada's 150th anniversary, an all-red-and-white version of the Blue Jays look was added as an alternate uniform in 2017. All logos and uniforms were removed entirely of blue and replaced with red, the striping on the pants was changed to red, and the cap was red with a red-and-white maple leaf on the crown.

A "new blue" was added for the 2020 season when the Blue Jays introduced their new powder blue alternate uniform with matching blue pants. A dark navy blue was used for all lettering and striping on this jersey which was paired with a brand new navy blue cap with a powder blue visor.



## IN THE POSTSEASON

### 1985

#### AMERICAN LEAGUE CHAMPIONSHIP SERIES

##### TORONTO VS. KANSAS CITY (L, 3-4)

As the Blue Jays entered postseason play for the first time, they faced the Kansas City Royals in the first ever best-of-seven American League Championship Series. The Blue Jays, who finished nine games ahead of the Royals in the loss column, were the favourites and had the benefit of the extra home game.

**GAME #1:** Dave Stieb lived up to superstar billing, shutting out the Royals on three hits through eight innings with no base runner advancing past second base. The Blue Jays struck quickly with two runs in the second, three in the third and one in the fourth. The Blue Jays offense was sparked by two-RBI performances from Ernie Whitt and Tony Fernandez.

**GAME #2:** A much more even affair with the Blue Jays coming away with a 6-5, 10-inning win. The Royals jumped into a quick 3-0 lead after three innings primarily on the strength of a two-run homer by Willie Wilson in the 3rd inning. The Blue Jays took the lead on a George Bell sacrifice fly in the 8th. The Royals rallied, however, in the 9th on a pinch-hit home run by Pat Sheridan with the go-ahead run being delivered in the 10th on a Frank White single. Toronto won it in the bottom of the 10th on a two-out, two-run single by Al Oliver. On to Kansas City, the Blue Jays were up two games to none.

**GAME #3:** George Brett put on a baseball clinic, going 4-for-4 with two home runs, three RBI and four runs scored en route to a 6-5 Royals win. Leading 5-2 after 4 innings, the Blue Jays squandered the lead for good in the 8th when Brett led off the inning with a single and eventually scored.

**GAME #4:** The Blue Jays moved to within one win of a World Series berth with a 3-1 come-from-behind victory. The Blue Jays won the game dramatically with three runs in the top of the 9th inning, with the big blow being a two-run pinch-hit double by Al Oliver.

**GAME #5:** Kansas City's Danny Jackson went the distance, scattering eight Toronto hits in a 2-0 win as the Royals scored a run in each of the first two innings. The Blue Jays still led the series, 3-2.

**GAME #6:** The Blue Jays and Royals returned to Exhibition Stadium. Entering the 5th inning tied at 2-2, George Brett once again delivered the decisive blow with a solo homer. With 3.2 shutout innings of relief from Buddy Black and Dan Quisenberry, the Royals pulled even in the series for the first time at three games apiece.

**GAME #7:** Dave Stieb, the ace of the Toronto staff vs. the eventual Cy Young Award winner, Bret Saberhagen. The Royals came out on top, 6-2, shellacking Dave Stieb for six runs in 5.2 innings with the difference maker being a wind-assisted, bases-clearing triple by Jim Sundberg to cap a four-run 6th inning.

The Kansas City Royals became only the 5th club in Major League history to trail a series three games to one and come back to win the series. The Blue Jays? They slumped immediately after scoring five runs in the 5th inning of Game 3, scoring only eight runs in the last 40 innings.



### 1989

#### AMERICAN LEAGUE CHAMPIONSHIP SERIES

##### TORONTO VS. OAKLAND (L, 1-4)

For the second time in five seasons the Blue Jays were American League East Division Champions. Toronto faced the Oakland Athletics, who had the best record in the Major Leagues in 1989.

**GAME #1:** The Blue Jays surrendered 2-0 and 3-1 leads as the Athletics scored three times in the 6th and twice in the 8th to win, 7-3. In the 6th inning, Mark McGwire cracked a leadoff homer to tie the game, and two runs scored when Carney Lansford's double play ball was botched. Dave Stewart allowed five hits over eight innings for the win.

**GAME #2:** The Athletics tallied twice in the 4th inning and three time in the 6th en route to a 6-3 win. Rickey Henderson was a one-man wrecking crew, going 2-for-2 with two runs scored and four stolen bases. Oakland right-hander Mike Moore allowed just three hits and an unearned run over seven innings of work.

**GAME #3:** The Blue Jays snapped a five-game postseason losing streak, dating back to 1985, with a convincing 7-3 win. The Blue Jays jumped on Athletics starter Storm Davis for four runs on four hits in the 4th inning and put the game away with another three runs in the 7th inning. Overcoming a 3-0 Athletics lead, Mookie Wilson and Tony Fernandez paced the Blue Jays with two hits each, the latter with two doubles.



**GAME #4:** The Athletics took a commanding 3-1 lead in the series with a 6-5 win over the Blue Jays. Rickey Henderson was again a major catalyst with two home runs and four RBI. The Blue Jays collected 13 hits, 11 of which were singles, and attempted to overcome a 5-2 deficit with a run in the 6th and 7th innings, to go with two in the 8th.

**GAME #5:** The Blue Jays spotted the Athletics a 4-0 lead heading into the 7th inning before eventually losing the game, 4-3, and the best-of-seven series in five games. Trailing 4-1 after eight innings, the Blue Jays scored twice in the 9th inning on a leadoff home run by George Bell and a sacrifice fly by Kelly Gruber.

In essence it was Rickey Henderson defeating the Blue Jays, four games to one. Henderson batted .400, slugged 1.000, had a .609 on-base percentage and had an LCS-record eight stolen bases. The Blue Jays hit .242 as a team (compared to Oakland's .272) with only eight of their hits going for extra bases. They were outscored, 8-3, in the first three innings and 12-7 in the middle three before outscoring the Athletics, 11-6, in the final three frames. Unfortunately, it is virtually impossible to consistently battle back from an early-inning deficit. Although anything can happen in a "short series," the best team of the regular season continued their charted course into the postseason, winning eight of nine contests.

## 1991

### AMERICAN LEAGUE CHAMPIONSHIP SERIES

#### TORONTO VS. MINNESOTA (L, 1-4)

**GAME #1:** Toronto starter Tom Candiotti lasted just 2.2 innings and allowed five earned runs before being lifted in favour of David Wells. The Twins did not need to score another run. The Blue Jays rallied for one run in the 4th and three runs in the 6th on five consecutive hits off Twins starter Jack Morris. Those four runs were all the Blue Jays could muster as they lost, 5-4, at the Metrodome.

**GAME #2:** The Blue Jays took an early lead as they jumped on Twins starter Kevin Tapani, scoring three times in the first three innings. Rookie Toronto starter Juan Guzman lasted 5.2 innings, allowing four hits and just two earned runs before the ball was handed to the bullpen. Tom Henke and Duane Ward combined for 2.1 innings of shutout relief and six strikeouts. Devon White scored three of the five Toronto runs as the Blue Jays won their only 1991 ALCS game, 5-2, in Minneapolis.

**GAME #3:** Joe Carter's 1st-inning home run and a Candy Maldonado double put the Blue Jays ahead 2-0 until the 6th, when the Twins were able to put their second run across the plate and tie the game, 2-2. Toronto starter Jimmy Key scattered five hits over six innings and allowed two earned runs. The game went into extra-innings and ended in dramatic fashion as Mike Pagliarulo, pinch-hitting for Scott Leius, homered to right off of Blue Jays reliever Mike Timlin. Toronto was retired 1-2-3 in their half of the 10th as the Twins defeated Toronto, 3-2, at SkyDome.

**GAME #4:** Toronto starter Todd Stottlemyre allowed seven hits through 3.2 innings before exiting with the Jays trailing, 4-1. The Twins' Kirby Puckett hit his first home run of the series and Dan Gladden collected three RBI on three hits to pace Minnesota to a 9-3 win at SkyDome. It was Jack Morris' second win of the ALCS as he pitched eight innings and allowed just two runs.

**GAME #5:** Kirby Puckett displayed his power once again as he homered in the 1st inning off Tom Candiotti to put the Twins ahead, 1-0. Toronto put together three runs in the 3rd and a pair in the 4th to take a 5-2 lead. However, Minnesota was able to post three runs in their half of the 6th inning and tie the game at five. Duane Ward was handed the loss for Toronto as he allowed three runs in the 8th. Toronto was shutdown by five shutout innings of Twins relief. Devon White, Roberto Alomar and Manuel Lee each collected a pair of hits in the losing effort as Minnesota took the American League crown with an 8-5 win.

## 1992

### AMERICAN LEAGUE CHAMPIONSHIP SERIES

#### TORONTO VS. OAKLAND (W, 4-2)

**GAME #1:** Home runs were the story of the game as Oakland used three of them to beat the Blue Jays, 4-3. The A's scored three runs in the 2nd inning off Toronto starter Jack Morris on back-to-back homers by Mark McGwire and Terry Steinbach. The 3-0 lead stood until Pat Borders homered off Dave Stewart in the Blue Jays' 5th, followed by a Dave Winfield homer in the 6th to make it a 3-2 contest. John Olerud tied the score, 3-3, in the bottom of the 8th with a two-out single off reliever Jeff Russell, scoring Winfield who had doubled in the previous at-bat. Harold Baines broke the tie with a solo shot to lead off the 9th and Dennis Eckersley shut down the Blue Jays in the home half of the final frame to seal the 4-3 Oakland victory.

**GAME #2:** The Blue Jays were able to rebound from a Game 1 loss as David Cone held the A's to just one run over 8.0 innings en route to a 3-1 win. Cone, the Major League's strikeout leader in 1992, fanned six as he collected his second career postseason victory. Mike Moore lasted seven innings in the losing effort for Oakland. Kelly Gruber doubled and hit a two-run homer in the 5th which proved to be the winning runs. Closer Tom Henke came on to close out the game in the 9th and earned his first ever postseason save.

**GAME #3:** For the first time since 1985 vs. Kansas City, the Blue Jays put together a pair of wins in the postseason as they got past the A's, 7-5. Toronto starter Juan Guzman notched his second career LCS win in as many starts (1991 vs. Twins), lasting six innings before being lifted in favour of Duane Ward. Tom Henke claimed his second save in as many games. Despite being outlith, 13-9, by the A's, four of Toronto's hits went for extra-bases, including solo homers from Alomar and Maldonado.

**GAME #4:** In what appeared at first to be a certain Oakland victory, the Toronto Blue Jays fought back to erase a five-run deficit late in the contest, sending the game into extra-innings. Oakland batted around and plated five runs in the 3rd inning as they jumped on Toronto starter Jack Morris. The A's added another run in the 6th to make it 6-1 score. Toronto began their comeback in the top of the 8th as they strung together five consecutive hits. By the end of the inning they trailed, 6-4. The A's were held off the board in the bottom of the 8th. In the top of the 9th, Devon White led off with a single that was misplayed, allowing him to get to third base. Roberto Alomar then homered off Dennis Eckersley to tie the game, 6-6. Toronto eventually won the game on a Pat Borders sacrifice fly and another Tom Henke save in the 11th for the 7-6 victory.



**GAME #5:** Oakland starter Dave Stewart held the Blue Jays in check for nine innings, scattering seven hits and allowing just two runs as Oakland sent the series back to SkyDome. The complete game win was Stewart's first win of the 1992 postseason. The 6-2 loss for the Blue Jays ended their three-game win streak. David Cone took the L for Toronto as he lasted just 4.0 innings before Jimmy Key made his first appearance of the 1992 playoffs. Ruben Sierra homered and drove in three runs for the A's. Devon White notched three hits on the day, including a double, in the losing effort.

**GAME #6:** Toronto scored a pair of runs in the 1st inning on a Joe Carter home run off A's starter Mike Moore. The Blue Jays then added four more runs in the 3rd, including a Candy Maldonado three-run homer to put Toronto ahead, 6-0. Blue Jays starter Juan Guzman went seven innings, allowing just five hits and striking out eight before the ball was handed to Duane Ward in the 8th with the score Toronto 7, Oakland 1. The A's managed a run in the top of the 8th but the home town Blue Jays secured the win as Tom Henke tossed a perfect 9th, sending Toronto to its first ever World Series with a 9-2 win.

## WORLD SERIES

### TORONTO VS. ATLANTA (W, 4-2)

**GAME #1:** In the first game of the 89th World Series, the Blue Jays suffered a 3-1 loss to the Atlanta Braves. Home runs were the story of the game as Toronto took an early 1-0 lead in the 4th inning on a Joe Carter solo homer off starter Tom Glavine. However, that was the only run Toronto scored. Jack Morris continued his shutout innings streak vs. the Braves, extending it to 18.0 innings until a three-run homer by catcher Damon Berryhill in the 6th inning ended the streak. Glavine went the distance for the Braves to become the first pitcher to toss a complete game in a World Series opener since Jack Morris accomplished the feat in 1984 vs. San Diego.

**GAME #2:** Reserve catcher Ed Sprague proved to be the hero for the Blue Jays on this night at Fulton County Stadium. David Cone lasted just 4.1 innings, allowing four runs before exiting in favour of David Wells. Cone, however, contributed at the plate before being lifted with a pair of hits and an RBI. His two hits marked the first two-hit game by an AL pitcher in the World Series since Mickey Lolich went 2-for-4 on October 3, 1968. Heading into the 8th inning, the Blue Jays trailed, 4-2. Following a run in the top of the 8th, Toronto entered the final inning trailing by one. After a Pat Borders fly out, rookie Derek Bell (pinch-hitting for Manuel Lee) walked. Ed Sprague, pinch-hitting for pitcher Duane Ward, then knocked a first-pitch offering from Jeff Reardon over the left-field fence to put the Blue Jays ahead, 5-4. Tom Henke was able to retire the Braves in the bottom of the 9th for the save.

**GAME #3:** The game marked the first time the World Series had been played outside of the United States as the series moved to SkyDome. In another pitching duel, Steve Avery and Juan Guzman both went 8.0 innings. Atlanta was kept off the board in the 4th with a splendid defensive effort. Devon White ran down a deep drive off the bat of David Justice that sent him into the wall to make the catch. White returned the ball to the infield where Terry Pendleton was doubled-up off first. The Blue Jays drew first blood in the bottom of the 4th inning as Joe Carter connected for his second homer of the series, a solo shot putting Toronto ahead 1-0. In the 6th inning, the Braves rallied to tie things at 1-1. Each team traded runs in the 8th, keeping the game knotted at 2-2. The Braves attempted a rally as Duane Ward came on to pitch the 9th. But after a key double play and a strikeout, the inning was over. In the home half of the 9th, Roberto Alomar led off with a single. After stealing second and a Dave Winfield sacrifice, Alomar stood at third with one out. Jeff Reardon came in to try to halt the Blue Jays' advance, but Candy Maldonado, with the bases loaded, hit a two-strike pitch to right-center field for a base hit, allowing Alomar to score the winning run.

**GAME #4:** In what was the third consecutive one-run game of the 1992 World Series, the Blue Jays posted a 2-1 win behind a strong pitching effort from starter Jimmy Key. Key went 7.2 innings, allowing just five hits and one earned run while striking out six Braves batters. Toronto earned its first run in the 3rd inning as catcher Pat Borders continued his postseason hit streak with a solo homer to left. The Jays doubled their lead in the 7th as Devon White drove in Kelly Gruber from second base. Atlanta managed to score a run in their half of the 8th as Ron Gant led off with a double and eventually scored on a Mark Lemke groundout. Tom Henke came in to pitch the 9th for Toronto and tacked up a 1-2-3 inning for his second save of the series.

**GAME #5:** The game began in similar fashion as the previous four. Entering the 5th inning, the contest was tied, 2-2. The Braves had collected a run in the 1st and 4th innings while the Blue Jays captured runs in the 2nd and 4th. The 5th frame went the way of the Braves as they crossed the plate five times to seal the victory and send the series back south for at least one more game. The Braves' half of the 5th inning began with two consecutive routine outs. An Otis Nixon single got the ball rolling and the Braves eventually loaded the bases on Toronto starter Jack Morris. Lonnie Smith stepped up to the plate and sent Morris' 1-2 offering over the right field wall for a grand slam, making the score 7-2. The score remained the same over the final four innings, making a winner out of John Smoltz.



**GAME #6:** The Toronto Blue Jays made history as they captured their first ever World Series to bring the Commissioner's Trophy outside of the United States for the first time. The 11-inning contest began with the Blue Jays scoring in the opening inning. Devon White led off the game with a single off starter Steve Avery. After a stolen base and a ground out by Alomar, White stood on third. Carter then drove him in with a sacrifice fly. Atlanta answered the call in its half of the 3rd as Deon Sanders scored his fourth run of the series. Toronto returned the favour immediately as it regained the lead with a run in the top of the 4th on a Candy Maldonado homer. The score remained that way until the bottom of the 9th when Atlanta shortstop Jeff Blauser tied the game, sending it into extra innings. The 10th inning proved to be uneventful. In the eleventh, the Blue Jays led off with Jimmy Key popping up for out number one. Devon White was hit by a Charlie Leibrandt offering. Alomar then singled to center, allowing White to move up to second. With two out, Dave Winfield stepped up to the plate and doubled down the left-field line, allowing White and Alomar to score for the 4-2 advantage. In the bottom of the 11th, Atlanta was able to score once with Key on the mound. Mike Timlin then came in to pitch for the Blue Jays with pinch-runner Smoltz on third and two out. Otis Nixon attempted a drag-bunt up the first-base line, which was fielded by Timlin who threw to Carter at first in time for the final out.

## 1993

### AMERICAN LEAGUE CHAMPIONSHIP SERIES

#### TORONTO VS. CHICAGO (W, 4-2)

**GAME #1:** The Blue Jays took a 2-0 lead in the 4th inning when third baseman Ed Sprague tripped to right field with John Olerud and Paul Molitor on base. Chicago then used its half of the inning to produce three runs on two hits as they sent nine men to the plate. Toronto starter Juan Guzman managed to hold the White Sox in check for six innings but walked eight batters and stranded 11 runners before exiting with a 5-3 lead. Jack McDowell lasted 6.2 innings, allowing 13 hits and all seven Toronto runs before the White Sox relief corps came on to hold Toronto for the remainder of the game. Danny Cox worked a scoreless 7th and 8th while allowing a lone single to Ozzie Guillen. Duane Ward came out for the 9th and walked the first two batters before striking out the side to end the Chicago threat.

**GAME #2:** Both clubs scored once in the opening inning, but it was the Blue Jays who prevailed as their two-run 4th provided the edge. The 3-1 win saw Toronto take a two games to none lead in the best-of-seven series. The 4th inning started with a pair of outs by Joe Carter and John Olerud. Paul Molitor then doubled off starter and loser Alex Fernandez. Next, Tony Fernandez singled to score Molitor and moved to second on the throw home. After an intentional walk to Ed Sprague, Pat Borders singled to second base but Joey Cora threw the ball away, allowing the third Toronto run to score. Dave Stewart worked six strong innings, surrendering just four hits (all singles) and one run for his seventh career ALCS win against no losses. Al Leiter was credited with a hold as he pitched the 7th and 8th innings before closer Duane Ward came in to save the game in the 9th.

**GAME #3:** Nineteen-game winner Pat Hentgen started for Toronto but could not collect a win on this day as Toronto suffered its worst defeat of the series, losing 6-1. The Blue Jays were able to hold off the White Sox attack until the third inning when they sent 10 players to the plate and combined for five runs on five singles. Hentgen lasted just three innings plus two batters before he was removed in favour of Danny Cox. Toronto scored their lone run in the bottom of the 3rd as Rickey Henderson scored from third on a Devon White single. Wilson Alvarez, the Chicago starter, pitched a complete game for his first career ALCS victory as he allowed seven hits while issuing two walks and striking out six. Tim Lincecum provided most of the offensive support for Chicago, going 4-for-5 with a run scored.

**GAME #4:** A two-run home run by center fielder Lance Johnson in the 2nd inning gave the White Sox a 2-0 lead over the Blue Jays. The light-hitting Johnson had not hit a home run since the 1992 regular season. Todd Stottlemyre, making his first start of the 1993 ALCS, lasted six innings for the home team but failed to hold onto a 3-2 lead that was handed to him in the 3rd when Toronto batted around on rookie starter Jason Bere. The right hander lasted just 2.1 innings before being pulled in favour of Tim Lincecum. Stottlemyre allowed three more Chicago runs in the 6th, including a Frank Thomas solo homer and a Lance Johnson triple before departing. Roberto Alomar doubled home Henderson in the bottom of the 6th to cut the Chicago lead to 5-4, but the visiting White Sox added a single run off Al Leiter in the 7th and another off Mike Timlin in the 9th to seal the win by a 7-4 margin.

**GAME #5:** As was the case with each of the previous four games, the team that scored first emerged victorious. This time, Toronto scored the opening run when Rickey Henderson crossed the plate in the 1st inning after leading off the game with a double and a stolen base. Starting pitcher Jack McDowell allowed a Toronto run in the 2nd and 3rd before being lifted through just 2.1 innings. Meanwhile, Blue Jays starter Juan Guzman cruised through the first 4.1 innings without allowing a hit or a walk until Ellis Burks went deep to left field for what was the only blemish on Guzman's slate that afternoon. He lasted seven innings, permitting just two hits while walking one and striking out six. Roberto Alomar reached base in all five plate appearances (three hits, two walks) to lead the Toronto attack. Tony Castillo worked a scoreless 8th, allowing a single and a base on balls. Duane Ward had some difficulty in the 9th. He struck out Joey Cora and Frank Thomas following a single to lead off the inning by Tim Lincecum. The righty then issued a two-run homer to Robin Ventura that brought Chicago within two. With the tying run at the plate, Ward struck out Bo Jackson to end the game and preserve the 5-3 Toronto win.

**GAME #6:** With his 7-0 record in ALCS play on the line, Blue Jays starter Dave Stewart provided the win which put Toronto into their second consecutive World Series as the Jays won, 6-3, over the White Sox. Toronto scored first with a pair of runs in the 2nd inning as a two-out single by catcher Pat Borders off Alex Fernandez cashed in John Olerud and Paul Molitor. The White Sox tied the game in the following frame when a bases-loaded walk by Frank Thomas and a fielder's choice by Robin Ventura scored two runs. Stewart managed to restrict the White Sox to just four hits and two earned runs before handing Duane Ward a 3-2 lead after 7.1 innings. Ward struck out the final two batters to end the eighth. The Blue Jays added to their lead as Devon White homered off reliever Scott Radinsky to make it a 4-2 contest. Toronto added two more runs before the inning was over as Paul Molitor tripped to center. Ward allowed his second home run of the series as Warren Newson hit a solo shot in the bottom of the 9th, but that was all the scoring that the Pale Hose could muster as the Blue Jays were crowned American League Champions for the second straight season.





## WORLD SERIES

### TORONTO VS. PHILADELPHIA (W, 4-2)

**GAME #1:** For the first time in baseball annals, the World Series began on Canadian soil. The Blue Jays fell behind 2-0 in the 1st inning as Phillies catcher Darren Daulton singled home a pair of runs off starting pitcher Juan Guzman. After holding Philadelphia in check in the top of the 2nd, Toronto rallied with two runs of its own on four singles off Curt Schilling. Both teams traded solo runs in the 3rd and 5th to keep the score knotted at 4-4. With one out in the bottom of the 6th, John Olerud took a first-pitch offering from Schilling over the right-field fence for a solo home run, putting Toronto ahead by one. Toronto scored what proved to be the winning run in the bottom of the 7th as four consecutive hits by Borders, Henderson, White and Alomar produced an 8-4 lead heading into the 8th. Al Leiter, who went on to be the winning pitcher, relieved Guzman to start the 6th and held the Phillies scoreless over 2.2 innings before turning the ball over to closer Duane Ward. Ward surrendered a run in the final inning as a Jim Eisenreich single scored John Kruk, who had led off the frame with a single and moved to second on an error. Ricky Jordan flied out to Joe Carter for the last out to put Toronto ahead, one game to none, with the 8-5 win.


**GAME #2:** The big inning turned out to the Philly advantage on this night as a Jim Eisenreich three-run homer in the top of the 3rd capped a five-run frame that saw eight Philadelphia batters step up to the plate. Toronto starter and eventual loser, Dave Stewart, lasted six innings with all five earned runs coming in that third frame. Toronto answered the Philly onslaught with a pair of runs in the bottom of the 4th as Joe Carter connected for his first of two World Series home runs. Philadelphia starter Terry Mulholland allowed just three runs over 5.2 innings before handing the ball to the bullpen. Lenny Dykstra led off the 7th inning with a solo homer off reliever Tony Castillo to stretch the Philly lead to three as the visitors were now ahead, 6-3. Toronto scored a lone run in the 8th as Paul Molitor led off with a double and eventually scored on a John Olerud sac fly. Philly relievers Roger Mason (1.2 innings) and Mitch Williams (1.2 innings) closed out the game to preserve the 6-4 win and even the series.

**GAME #3:** The venue moved from SkyDome to Veteran's Stadium in Philadelphia for the next three contests. This game featured solid pitching by the Blue Jays combined with a potent offence. The visiting Blue Jays jumped on Philly starter Danny Jackson in the top of the 1st as Paul Molitor drove home a pair of runs with a triple. He later scored on a Carter sacrifice fly to right field. Molitor added a solo homer in the 3rd to make it 4-0. Starting pitcher Pat Hentgen pitched six innings and allowed just one run, that coming in the 6th as a two-out single by Eisenreich scored John Kruk who had reached base via a walk. The Blue Jays added another run in the top of the 6th as Roberto Alomar scored on a sac fly, after reaching base on a single and stealing second and third. Toronto continued to add to their lead as they scored three more runs in the 7th off reliever Ben Rivera. Alomar finished the night with four hits while Molitor had three of his own to go along with three runs and three RBI. Duane Ward surrendered a solo homer to Milt Thompson in the 9th to make the final score Toronto 10, Philadelphia 3.

**GAME #4:** In a slugfest, the Blue Jays put together one of the wildest comebacks in World Series history to beat the Phillies, 15-14, and take a 3-1 series lead. Toronto opened the scoring with three runs in the 1st off Philly starter Tommy Greene. But the home team then took advantage of four 1st-inning walks by starter Todd Stottlemyre as they scored four times to move ahead, 4-3. Philadelphia added two more runs to their tally as Lenny Dykstra connected for his second homer of the series, a two-run shot in the next inning. The Blue Jays batted around in the 3rd and collected four runs to send Greene to the bench in favour of Roger Mason. Philadelphia then posted a five-run 5th that included home runs from Dykstra and Daulton to extend its lead to 12-7. Toronto countered with two runs in the top of the 6th as White and Alomar scored on a single and a ground out. The Phillies then added a run in the 6th and another in the 7th to make the score 14-9. However, the Phillies relief corps could not hold Toronto from making a comeback. In the top of the 8th, the Blue Jays sent 10 players to the plate. Devon White's triple with two out scored Pat Borders and Rickey Henderson to put Toronto ahead, 15-14. Mike Timlin started the 8th and struck out the first two batters he faced before Duane Ward came on to strikeout Dykstra to end the inning. In the 9th, Ward hurled a 1-2-3 inning for his second save of the series in a game that took four hours and 14 minutes to play and was the highest scoring game in World Series history. Tony Fernandez had five RBI in the game while White had four.

**GAME #5:** Curt Schilling shutout Toronto, 2-0, in what was the second ever shutout of the Jays in the postseason. Pitted against Blue Jays ace Juan Guzman, he allowed just five hits (all singles) and struck out six Toronto batters for his first World Series win. The Phillies scored the only run they needed in the 1st inning when Dykstra, who had walked to lead off the game, scored on a John Kruk groundout. They added a second run in the very next inning as a pair of doubles cashed in Darren Daulton. In the eighth, the Blue Jays threatened with a pair of runners on base but a strikeout by Devon White, followed by a Roberto Alomar ground out, ended their attempt. Guzman was equal to the challenge as he went seven innings, allowing both Philly runs while fanning six. The win sent the series back to Toronto with the Blue Jays holding a 3-2 edge.

**GAME #6:** Toronto started their quest for a second straight World Series Championship early as they notched three runs off Philly starter Terry Mulholland in the bottom of the 1st inning. A run in the 4th and a solo home run by Molitor in the 5th put Toronto up 5-1. Dave Stewart, the Toronto starter, held the Phillies to just one run over his first six innings. In the seventh, he surrendered a three-run homer to Lenny Dykstra, which was his fourth home run of the series. That led to Stewart being pulled from the game. Reliever Danny Cox came in with none out and surrendered two more runs before the Phillies were halted by Al Leiter. The damage had been done and Philadelphia was now leading, 6-5. After leaving the bases loaded in the 8th, Toronto made World Series history by erasing a one-run lead in the bottom of the ninth. Mitch Williams came in to start the inning and walked Rickey Henderson who led off. After a Devon White fly out, Molitor singled to centre to put runners at first and second. Right fielder Joe Carter then stepped up to the plate. On a 2-2 offering from Williams, Carter homered over the left-field wall for a three-run home run and propelled Toronto to its second consecutive World Series Championship with an 8-6 win.



BIOGRAPHIES

LAST SEASON

HISTORY

RECORDS

OPPONENTS

PLAYER DEV.

MEDIA & MISC.





## DIVISION SERIES

## TORONTO VS. TEXAS (W, 3-2)

**GAME #1:** In Toronto's first post-season game since 1993, the team found itself down early as Texas got on the board first, scoring two runs in the 3rd inning. The Rangers then opened up a 4-1 lead after a two-run home run by Robinson Chirinos in the top of the 5th. Jose Bautista cut the lead to 4-3, hitting a solo home run in the 6th inning. That was as close as the Blue Jays came though, as Rougned Odor added his own solo shot in the 7th inning to seal a 5-3 victory for Yovani Gallardo and the Rangers.

**GAME #2:** Both teams got on the board early as starters Cole Hamels and Marcus Stroman each allowed three runs over the first two innings. Toronto held a 4-3 lead entering the 8th inning until pinch-hitter Mike Napoli singled off of reliever Brett Cecil to score Delino DeShields to even the score at 4-4. The game remained tied until the 14th inning when the Blue Jays bullpen allowed two runs on four consecutive hits with two out in the inning. Toronto failed to respond in their half of the frame, giving the Rangers a commanding 2-0 series lead with the series heading to Texas.

**GAME #3:** With their team facing elimination, Troy Tulowitzki and Marco Estrada each put together remarkable performances to force a fourth game, after a Blue Jays 5-1 win over Texas. Tulowitzki collected four RBI in the contest, including a three-run home run in the 6th inning to put Toronto ahead, 5-0. Starter Marco Estrada allowed just one run on five hits over 6.1 innings pitched to record the win, the team's first in the postseason since Game 6 of the 1993 World Series.

**GAME #4:** Toronto took charge early, building a 7-0 lead behind starter R. A. Dickey, hitting three home runs off of Texas' Derek Holland before chasing him from the game in the 3rd inning. With two on in the 5th, Dickey exited the game with a 7-1 lead and David Price entered the game in relief. Despite allowing three runs over his 3.0 innings pitched, Price secured the win for Toronto, with Kevin Pillar adding three RBI in the 8-4 victory to send the series back to Rogers Centre.

**GAME #5:** Facing their third straight elimination game, the Blue Jays found themselves down early after starter Marcus Stroman allowed two runs over the first three innings. Toronto cut into the lead with one run on a Jose Bautista RBI double in the 2nd frame. The score remained 2-1 until the 6th when Edwin Encarnacion connected for a solo blast to tie the game at two. The Rangers retook the lead in the next frame after the ball struck the bat of Shin Soo Choo during Russell Martin's throw back to pitcher Aaron Sanchez. The ball deflected off the third baseline, allowing Delino DeShields to score from third. Although initially sent back to third, after much deliberation between umpires and both managers, John Gibbons and Jeff Bannister, the run stood, allowing the Rangers to take a 3-2 lead with the Blue Jays playing the game under protest. In the bottom of the 7th, Toronto's first three batters reached base following three consecutive errors by Rangers infielders. Josh Donaldson tied the game, hitting a sac fly to score Kevin Pillar. With two on and one out, Jose Bautista hit a three-run home run to put Toronto ahead, 6-3. Relievers Aaron Sanchez and Roberto Osuna held the Rangers scoreless over the next two innings to secure the team's third consecutive win and claim the series, 3-2.

## AMERICAN LEAGUE CHAMPIONSHIP SERIES

## TORONTO VS. KANSAS CITY (L, 2-4)

**GAME #1:** The Blue Jays opened the second round of the playoffs by being shutout by the Royals in Kansas City. Toronto starter Marco Estrada allowed three runs over his 5.1 innings, including a solo home run by Salvador Perez in the 4th. The Toronto offense was stymied by KC starter Edinson Volquez and the Royals bullpen, being held to just three hits in the game. Kansas City added two more runs late in the game to secure a 5-0 victory and a 1-0 series lead.

**GAME #2:** Looking to tie the series at one game apiece, Toronto turned to David Price in Game 2. The Blue Jays starter cruised through the first six innings, retiring 18 consecutive batters at one point to set a new club playoff record. With the Blue Jays leading 3-0 in the 7th, the Royals bats came alive, scoring five runs off of Price. Kansas City tacked on another run in the 8th inning to take a commanding 6-3 lead. The Blue Jays left nine men on base and were shutout over the final 3.2 innings by the Royals bullpen.

**GAME #3:** Trailing 1-0 after the 1st inning, Toronto rallied and tagged Kansas City starter Johnny Cueto for eight runs, chasing him from the game in the 3rd. The Blue Jays took a 9-2 lead after a six-run 3rd inning, highlighted by a Troy Tulowitzki three-run home run and a two-run shot by Josh Donaldson. Toronto went on to add two more runs, including a solo home run by Ryan Goins, joining Donaldson and Tulowitzki as the only trio of Blue Jays teammates to each record three RBI in a single playoff game in club history. The Royals struck for four runs in the 9th inning, but Toronto held on for an 11-8 victory.

**GAME #4:** Toronto starter R.A. Dickey lasted only 1.2 innings, the shortest start by any Blue Jays starter in franchise post-season history, after allowing five runs, including four in the opening frame. The Jays plated two in the 4th off of KC starter Chris Young, the only runs they scored in the contest. Kansas City added nine runs over the final three innings to trounce the Blue Jays, 14-2, in a game that saw Toronto infielder Cliff Pennington enter the game as a reliever to record the final out of the eighth inning, becoming the first position player to pitch in the MLB postseason.

**GAME #5:** Manager John Gibbons turned to Marco Estrada in hopes of keeping the season alive. Estrada did not disappoint, allowing just one run on three hits over 7.2 innings. Toronto held a one-run lead entering the 6th frame before breaking out for four runs in the inning, with three of those runs driven in by a Troy Tulowitzki double. Toronto added two more runs in the game while the bullpen held the Royals to just one hit over the final 1.1 innings of the game to secure the victory and send the series back to Kansas City.

**GAME #6:** In their fifth elimination game of the postseason, Toronto found itself down 2-0 after two innings as starter David Price surrendered two solo home runs. A solo shot by Jose Bautista in 4th cut the Jays' deficit in half. The Royals added another in the 7th inning before Bautista answered back with a two-run home run to tie the game, 3-3, in the 7th inning, becoming the first Blue Jay in franchise history to record a multi-home run game in the postseason. Kansas City retook the lead in the top of the 8th as Eric Hosmer singled off of Roberto Osuna to drive home Lorenzo Cain for the 4-3 advantage. In the top of the 9th, Toronto had runners on second and third with none out but failed to drive home either runner as Wade Davis struck out two before inducing a groundout by Josh Donaldson to end the series.



## TORONTO VS. BALTIMORE (W, 1-0)

After clinching a playoff berth on the final day of the regular season, Toronto found itself hosting the club's first ever Wild Card game vs. the Orioles. The Blue Jays opened the scoring in the 2nd inning, courtesy of a Jose Bautista solo shot off of Baltimore starter Chris Tillman. The Orioles then took the lead in the following frame on a two-run home run by Mark Trumbo off of Toronto starter Marcus Stroman. In the bottom of the 5th, Ezequiel Carrera singled to drive home Michael Saunders, who doubled to open the frame. The game remained tied at two, forcing extra innings. In the bottom of the 11th inning, with two runners on and one out, Edwin Encarnacion hit a three-run walk-off home run off of Ubaldo Jimenez to send the Blue Jays to the ALDS.

## DIVISION SERIES

## TORONTO VS. TEXAS (W, 3-0)

**GAME #1:** A rematch of the 2015 ALDS saw Toronto square-off at Texas. The game remained scoreless until the 3rd inning when the Blue Jays scored five runs with two outs, highlighted by a three-run triple by Troy Tulowitzki. Toronto added two more runs in the 4th and another three in the 9th, courtesy of a Jose Bautista three-run home run. Blue Jays starter Marco Estrada tossed eight scoreless innings before allowing a run in the 9th (8.1 IP, 4H, 6K), leading the Jays to a 10-1 victory and a 1-0 series lead.

**GAME #2:** Looking to go up 2-0 in the ALDS, the Blue Jays struck first, opening the scoring in the 2nd inning on a two-run home run by Troy Tulowitzki. The Rangers got a run back in the 4th to cut Toronto's lead to one. The Blue Jays answered with three solo shots by Kevin Pillar, Ezequiel Carrera and Edwin Encarnacion, off of Rangers starter Yu Darvish in the 5th inning to take a four-run lead. It marked the first time in club history to hit three home runs in a single inning in postseason play. Those five runs were all Toronto needed, winning the game, 5-3, to push Texas to the brink of elimination.

**GAME #3:** For the first time in the series the Blue Jays found themselves trailing in a game, after the Rangers opened the scoring by plating a run in the 1st inning. By the end of the inning the Jays found themselves, once again, in the lead, this time by a 3-1 score after a two-run home run by Edwin Encarnacion and a Russell Martin solo shot. The two teams each struck again in the 3rd frame, with Texas adding another run, courtesy of an Elvis Andrus home run, and the Blue Jays responding with another two of their own. The Rangers then took a 6-5 lead in the top of the 6th inning, having scored all six runs off of Toronto starter Aaron Sanchez. The Blue Jays once again tied the contest up in their half of the inning, with Troy Tulowitzki scoring on a passed ball. Both teams failed to plate another run, forcing the game into extra innings. In the bottom of the 10th, Josh Donaldson led off with a double, followed by an Edwin Encarnacion intentional walk. The next batter, Russell Martin, grounded into a fielder's choice with Donaldson moving up to third base on the play. On the throwing error by Texas second baseman Rougned Odor, Donaldson scored to win the game in a walk-off to sweep the series, 3-0.

## AMERICAN LEAGUE CHAMPIONSHIP SERIES

## TORONTO VS. CLEVELAND (L, 1-4)

**GAME #1:** For the second consecutive season Toronto found itself in the ALCS, facing the Indians in a playoff series for the first time in club history. The game remained scoreless until the 6th inning when Francisco Lindor hit a two-run home run off of Marco Estrada. Those two runs were the only ones scored in the game, with Toronto falling, 2-0, in the opening game. Estrada recorded his first career complete game in the loss, joining Jack Morris as the only Blue Jays pitchers in team history to throw a complete game in the postseason.

**GAME #2:** The Blue Jays once again found themselves trailing Cleveland after the Indians scored a run in the 2nd inning. Toronto tied the game in the following frame before seeing the lead relinquished in the bottom of the 3rd. The Blue Jays could muster only three hits in the contest, falling 2-1 in the game and into an 0-2 hole in the ALCS for a second straight year.

**GAME #3:** For the third consecutive game, the Indians opened the scoring, taking a 1-0 lead after the 1st inning. The Blue Jays responded in the 2nd, scoring a run of their own against the Cleveland bullpen, as starter Trevor Bauer was removed from the game after throwing only 21 pitches, which was due to a significant finger injury. After both teams exchanged runs, the Indians took the lead for good, scoring two more runs in the 6th off of Toronto starter Marcus Stroman. It marked the first time in franchise history that the Blue Jays found themselves down 0-3 in a post-season series.

**GAME #4:** Facing elimination for the second time in the playoffs, Toronto turned to Aaron Sanchez to keep their playoff hopes alive. For the first time in the series, the Blue Jays scored first and had their first lead of the ALCS. Cleveland cut their lead to 2-1 after the 5th inning. That would be as close as they would get with Sanchez allowing only two hits over his 6.0 innings of work. The Jays added two runs in the 7th on an Edwin Encarnacion bases-loaded single. They then tacked on one more in the 8th via a sacrifice fly from Kevin Pillar to take the game, 5-1.

**GAME #5:** For the fourth time over the five games, Cleveland jumped out to an early lead after scoring an unearned run in the 1st inning. Rookie Ryan Merritt shut the Toronto offense down for 4.1 innings, allowing only two hits. The Indians scored two more runs, both solo home runs off of Marco Estrada. The Blue Jays failed to muster any sort of offense, falling 3-0 in the game and 4-1 in the series.



# PLAYER HISTORY

## ALL-TIME ROSTER

### MANAGERS, COACHES AND PLAYERS - 1977 THRU 19

**TOTAL NUMBER OF PLAYERS - 818**

**INCLUDES ALL PLAYERS WHO HAVE PLAYED IN ONE OR MORE OFFICIAL MAJOR LEAGUE GAMES**

**+ = INTERIM MANAGER**

#### MANAGERS (13)

Cox, Bobby (82-85)	6
Farell, John (11-12)	52
Fregosi, Jim (99-00)	11
Gaston, Cito (89-97; '08-10)	43
Gibbons, John (04-08; '13-18)	5
Hartsfield, Roy (77-79)	9
Johnson, Tim (98)	17
Martinez, Buck (01-02)	13
Mattick, Bobby (80-81)	3
Montoyo, Charlie (19-)	25
Queen, Mel (97-)	34
Tosca, Carlos (02-04)	14
Williams, Jimmy (86-89)	3

#### COACHES (76)

Amisberg, Brad (05-09)	38
Bair, Bob (92-95)	3
Barnett, Mike (02-05)	56
Beverington, Terry (99-01)	35
Brantley, Mickey (05-07)	18
Breedon, Joe (04)	53
Budzinski, Mark (19-)	53
Buschmann, Matt (19-)	26
Butera, Sal (98)	11, 22
+Butterfield, Brian (02-12)	55
Cisco, Galen (88; '90-95)	42
Connor, Mark (01-02)	53
de Armas, Roly (00)	56
Denbo, Gary (08)	47
Doerr, Barry (77-81)	31
Duncan, Shelley (19)	47
Ella, Lee (00)	3
Felske, John (80-81)	28
Gaston, Cito (82-89; '00-01)	41, 43
+Gibbons, John (02-04)	58
Griffin, Alfredo (96-97)	4
Guerrero, Epy (81)	53
Hacker, Rich (91-94)	17
Hale, DeMarlo (13-18)	16, 20
Hentgen, Pat (11-13)	41
Hisle, Larry (92-95)	39
Holmberg, Dennis (94-95)	46
Hubbard, Jack (98)	16
Hudgens, Dave (19-)	39
Iorg, Garth (96; '01-02)	16
Jacoby, Brook (15-18)	26
Johnson, Dave (15-18)	35, 38
Knopp, Bobby (00)	29
Langford, Rick (00; '06-10)	22
Leiper, Tim (14-18)	21, 23, 34, 51
Leppert, Don (77-79)	43
Lett, Jim (97-99)	10
Leyva, Nick (93-97; '08-10)	16
Llenas, Winston (88)	57
Louville, Torey (11-12)	7
Malave, Omar (10)	52
Mathews, Gary (98-99)	36
Mattola, Chad (13)	39
Martinez, Guillermo (19-)	18
McLaren, John (86-90)	7, 24
Menke, Denis (80-81)	14
Miller, Bob (77-79)	17
Moore, Jackie (77-79)	42
Mordica, Mike (18)	53
Moseby, Lloyd (99)	26
Murphy, Dwayne (08-13)	21, 25, 41
Owens, Eric (15-16)	46
Patterson, Gil (01-04)	47
Pevey, Marty (99; '05-08)	30, 45, 58
Queen, Mel (96-99)	34
Rivera, Luis (11-)	2, 4, 63
Rodriguez, Eddie (98)	7
+Rojas, Cookie (01-02)	1, 4
Schneider, John (19-)	17
Seltzer, Kevin (17)	24
Shelton, Derek (17)	2
Smith, Billy (84-88)	42
Squires, Mike (89-91)	25
Stanley, Bob (14)	46
Stewart, Dave (00)	34, 45
Sullivan, John (82-93)	8

#### +Tenace, Gene

(90-97; '08-09)	15, 16, 18
Torres, Hector (90-91)	56
Tosca, Carlos (02-)	14
Upshaw, Willie (96-97)	26, 28
+Wakamatsu, Don (11-12)	22
Walker, Pete (12-)	40
Walton, Bruce (02-12)	52, 53
+Warner, Harry (77-80)	41
+Whitt, Ernie (05-08)	12
Widmar, Al (80-89)	41
Williams, Jimmy (80-85)	3, 24

#### PLAYERS

##### A (28)

Accardo, Jeremy (hp) (06-10)	49
Acovedo, Juan (hp) (03)	57
Acker, Jim (hp)	
(83-86; '99-91)	24, 31, 34
Adam, Jason (hp) (19)	48
Adams, Glenn (hp) (82)	55
Adams, Russ (hp) (04-09)	8
Adams, Willie (hp) (04)	51
Aikens, Terry (dh-1b) (84-85)	24
Ainge, Danny (if-of) (79-81)	2
Albers, Andrew (hp) (15)	67
Alberts, Butch (dh) (79)	14
Alexander, Doyle (hp) (83-96)	33, 47
Alfonso, Edgardo (hp) (06)	13
Alford, Anthony (of) (17-)	30
Allenson, Gary (c)	38
Almanzar, Carlos (hp) (97-98)	40
Alomar, Roberto (if) (91-95)	12
Alvarez, Henderson (hp) (11-12)	37
Anderson, Brett (hp) (17)	46
Andrews, Clayton (hp) (00)	36
Andujar, Luis (hp) (96-98)	49
Antolin, Dustin (hp) (16)	46
Aoki, Norichika (of) (17)	23
Aquino, Luis (hp) (86)	32
Arenobila, J.P. (c) (10-13)	9
Asby, Alan (c) (77-78)	8
Ault, Doug (1b-of) (77-78; '80)	25
Auxford, John (hp) (18)	77

##### B (78)

Bailor, Bob (if-of-p) (77-80)	1
Bair, Doug (hp) (88)	40
Baker, Dave (if) (82)	31
Bale, John (hp) (99-00)	49
Banks, Josh (hp) (07)	58
Barajas, Rod (c) (08-09)	29
Barfield, Jesse (of) (81-89)	20
Barker, Kevin (if) (06)	43
Barlow, Mike (hp) (80-81)	46
Barnes, Danny (hp) (16-)	24, 30
Barney, Darwin (if) (15-17)	18
Barrett, Michael (c) (09)	5
Batista, Miguel (hp) (04-05)	43
Batista, Tony (if) (99-01)	7
Battiste, Kevin (of) (89)	34
Battle, Howard (3b) (95)	14
Bautista, Jose (of) (8-17)	19, 23
Bichette, Bo (if) (19-)	42
Biggio, Cavan (if) (19-)	8
Beamon, Charlie (1b-dh) (81)	32
Beck, Chad (hp) (11-12)	58
Beirne, Kevin (hp) (01)	40
Beliveau, Jeff (hp) (17)	36
Bell, Derek (of) (91-92)	14
Bell, George (of) (81; '83-90)	11
Beniquez, Juan (of-dh) (87-88)	7, 21
Bentiez, Armando (hp) (08)	48
Benoit, Joaquin (hp) (16)	53
Berenguer, Juan (hp) (81)	30
Berg, Dave (if) (02-04)	2
Berroa, Domingo (of) (99)	29
Berti, Jon (if) (18)	64
Biagini, Joe (hp) (16-19)	31
Black, Bud (hp) (90)	35
Blair, Willie (hp) (90)	27
Blake, Casey (if) (99)	28
Blanco, Henry (c) (13)	22

Bohanon, Brian (hp) (96)	32, 60
Bolsinger, Mike (hp) (17)	49
Bomback, Mark (hp) (81-82)	17, 45
Bonifacio, Emilio (if) (13)	1
Bonnell, Barry (of) (80-83)	9
Borbon, Pedro (hp) (00-02)	34, 51
Borders, Pat (c) (88-94; '99)	10, 29
Bordick, Mike (if) (03)	16
Borucki, Ryan (hp) (18)	56
Bosetti, Rick (of) (78-81)	22
Boshers, Buddy (hp) (19)	67
Boucher, Denis (hp) (91)	35
Bowles, Brian (hp) (01-03)	26, 37
Bowling, Steve (of) (77)	3
Boyd, Mark (hp) (15)	46
Braun, Steve (if-dh) (80)	11
Brenly, Bob (c) (89)	9
Brito, Socrates (if) (19)	38
Brito, Tilton (if) (96-97)	12, 14
Brow, Scott (c) (88-94; '96)	27, 44
Brown, Bobby (of) (79)	5
Brown, Kevin (c) (98-99)	14
Brumfield, Jacob (of) (96-97; '99)	25
Bruno, Tom (hp) (77)	21
Buchholz, Clay (hp) (19)	36
Buchholz, Taylor (hp) (10)	30
Buck, John (c) (10)	14
Buehrle, Mark (hp) (12-15)	56
Bulce, DeWayne (hp) (89)	38
Bullington, Bryan (hp) (09)	36
Burnett, A.J. (hp) (06-08)	34
Burns, Andy (if) (16)	1
Burres, Brian (hp) (09)	14
Burroughs, Jeff (dh) (85)	44
Bush, Doug (hp) (04-05; '13)	49, 54
Bush, Homer (if) (99-02)	18
Buskey, Tom (hp) (78-80)	44
Butera, Sal (c) (88)	26
Butler, Rich (of) (97)	12
Byrd, Jeff (hp) (77)	220

##### C (77)

Cabrera, Francisco (c) (89)	21
Cabrera, Melky (of) (13-14)	53
Cadaret, Greg (hp) (94)	23
Cairo, Miguel (if) (96)	33
Camp, Shanon (hp) (08-11)	57
Campes, Leonel (hp) (17)	60
Campanuso, Sil (of) (88)	6
Canate, Willie (of) (93)	21
Candelaria, John (hp) (90)	48
Candioti, Tom (hp) (91)	49
Cannon, J.J. (Joe) (of) (79-80)	34
Caneoso, Jose (of-dh) (98)	33, 44
Carlson, Jesse (hp)	
(08-11)	39, 43, 48
Carpenter, Chris (hp) (97-02)	26, 50
Carpenter, David (hp) (12)	39
Carpenter, Drew (hp) (12)	39
Carrara, Giovanni (hp) (95-96)	38
Carreno, Joel (hp) (11-12)	34
Carera, Ezequiel (of) (15-18)	3
Carier, Joe (if) (91-97)	29, 43
Carly, Rico (dh) (78-79)	21
Cash, Kevin (c) (02-04)	29
Cassidy, Scott (hp) (02)	40
Castillo, Alberto (c) (00-01)	30
Castillo, Frank (hp) (00)	37
Castillo, Tony (hp)	
(88-89; '93-96)	27, 49
Castro, Miguel (hp) (15)	51
Catalanotto, Frank (of) (03-06)	27
Caudill, Bill (hp) (85-86)	36
Cecil, Brett (hp) (08-16)	20
Cecilian, Darrell (of) (16)	9
Cedeno, Domingo (if) (93-96)	20, 27
Cerone, Rick (c) (77-79)	9
Cerutti, John (hp) (85-90)	55
Chacin, Gustavo (hp) (04-07)	39
Chavez, Jesse (hp) (12-16)	20, 30
Chavez, Raul (c) (09)	13
Chulk, Vinnie (hp) (03-06)	50

Clancy, Jim (hp) (77-88)	18
Clark, Bryan (hp) (84)	35
Clark, Howie (if) (03-04-07)	4, 6
Clarke, Stan (hp) (83; '85-86)	34
Clayton, Roy (if) (07)	11
Clemens, Roger (hp) (97-98)	21
Clippard, Tyler (hp) (18)	36
Coats, Buck (of) (08)	1
Coco, Pasqual (hp) (00-02)	38, 54
Coello, Robert (hp) (12)	56
Coghlan, Chris (if) (17)	7
Colabello, Chris (if) (15-16)	15
Cole, Taylor (hp) (17)	38
Coleman, Joe (hp) (78)	16, 40
Coles, Darrell (of) (93-94)	11
Collins, Dave (of) (83-84)	10
Cone, David (hp) (92-95)	11
Cooper, Brian (hp) (02)	50
Cooper, David (if) (11-12)	30, 40
Cooper, Tom (hp) (83)	36
Copeland, Scott (hp) (15)	28
Cordero, Francisco (hp) (12)	48
Cordero, Jimmy (hp) (19)	66
Cordova, Marty (of) (00)	15
Corbett, Brad (hp) (94-95)	22, 58
Cox, Danny (hp) (93-95)	50
Cox, Ted (if) (81)	35, 34
Crabtree, Tim (hp) (95)	37
Crawford, Evan (hp) (12)	46
Creek, Doug (hp) (03)	39
Crespo, Felipe (if) (96-98)	3, 6
Crozier, Eric (if) (04)	17
Cruz Jr., Jose (of) (97-02)	23
Cruz, Rhiner (hp) (18)	59
Cruz, Victor (hp) (78)	47
Cubillan, Darwin (hp) (00)	34
Cummings, Steve (hp) (89-90)	32
Cumpton, Brandon (hp) (18)	47

##### D (43)

Daal, Omar (hp) (97)	54
Dalesandro, Mark (c) (98-99)	5, 59
Darr, Mike (hp) (77)	28
Darwin, Danny (hp) (95)	44
Davey, Tom (hp) (99)	43
Davis, Bob (c) (79-80)	8
Davis, Dick (of) (82)	35
Davis, Doug (hp) (03)	48
Davis, Jonathan (of) (18-)	49, 67
Davis, Rajan (of) (11-13)	11
Davis, Steve (hp) (95-98)	25
Dayley, Ken (hp) (91; '93)	46
DeBar, Dennis (hp) (77)	22
Delgado, Carlos (1b)	
(93-04)	6, 21, 25
De Jong, Jordan (hp) (07)	57
Delabar, Steve (hp) (12-15)	50
Dellucci, David (of) (09)	17
de los Santos, Valerio (hp) (04)	26
Dermody, Matt (hp) (16-17)	50
DeRosa, Mark (if) (13)	16
DeWitt, Jeff (c) (87)	27
DeWitt, Matt (hp) (00; '07)	40, 49
Diamond, Scott (hp) (16)	32
Diaz, Aledmys (of) (18)	1
Diaz, Carlos (c) (90)	59
Diaz, Jonathan (if) (14-15)	1
Diaz, Robinson (c) (08)	14
Diaz, Yennys (hp) (19-)	59
Dickey, R.A. (hp) (13-16)	43
Dominguez, Matt (if) (16)	32
Dominguez, Andy (c) (05)	56
Donaldson, Josh (if) (15-18)	20
Dotel, Octavio (hp) (11)	29
Doubout, Felix (hp) (15)	57
Douglass, Sean (hp) (04)	24
Downs, Scott (hp) (05-10)	37
Drabek, Kyle (hp) (10-14)	4
Drake, Olier (hp) (18)	46
Drury, Brandon (if) (18-)	3, 10
Ducey, Rob (of)	
(87-92; '00)	20, 22, 40
Dull, Ryan (hp) (09)	73



Duncan, Mariano (rf) (#97).....24  
Dyson, Sam (rhp) (#12).....35

## F (15)

Eckstein, David (rf) (#08).....11  
Escoe, Butch (rhp) (#79).....16  
Eichhorn, Mark (rhp) (#82).....28, 38, 48  
'86-'88; '92-'93  
Encarnacion, Edwin (lf) (#09-'16).....7, 10, 12  
Eppard, Jim (ph) (#90).....2  
Eppard, Kelvin (rhp) (#97-'03) 45, 47  
Escobar, Yunel (rf) (#10-'12).....5  
Espinoza, Nino (rhp) (#81).....38  
Estrella, Bobby (c) (#04).....20  
Estrella, Marco (rhp) (#15-'18).....25  
Estrella, Leo (rhp) (#00).....53  
Evans, Tom (rf) (#97-'98).....2, 28  
Eveland, Dana (rhp) (#10).....30  
Ewing, Sam (if-of-dh) (#77-'78).....5  
Eyre, Scott (rhp) (#01-'02).....29

## F (30)

Fairly, Ron (if-of) (#77).....6  
Farquhar, Danny (rhp) (#11-'12).....49  
Fasano, Sal (c) (#07).....13  
Feierabend, Ryan (rhp) (#19).....60  
Feldman, Scott (rhp) (#16).....46  
Felix, Junior (of) (#89-'90).....47, 54  
Fernandez, Jose (rhp) (#18).....50  
Fernandez, Tony (lf) (#83-'90; '93; '98-'99; '01).....12  
Fisher, Cecil (dh-1b) (#85-'88).....23  
Figueroa, Luis (lf) (#06).....46  
File, Bob (rhp) (#01-'02; '04).....36  
Flier, Tom (rhp) (#85).....49  
Fisher, Derek (of) (#19-).....20  
Flanagan, Mike (rhp) (#87-'90).....46  
Flenor, Chuck (rhp) (#93; '96-'97; 32, 38  
Fletcher, Darrin (c) (#98-'02).....9  
Floyd, Gavin (rhp) (#18).....63  
Font, Wilmer (rhp) (#15).....63  
Francis, Jeff (rhp) (#15).....63  
Francisco, Ben (of) (#12).....8  
Francisco, Frank (rhp) (#11).....50  
Francisco, Juan (rf) (#14).....47  
Frascatore, John (rhp) (#99-'01).....52  
Fraser, Willie (rhp) (#91).....27  
Fraser, Jason (rhp) (#04-'11; '12).....54  
Frederick, Kevin (rhp) (#04).....48  
Freel, Ryan (rf) (#01).....11  
Freisleben, Dave (rhp) (#79).....25  
Frye, Jeff (lf) (#01).....3  
Fullmer, Brad (dh) (#00-'01).....20

## G (59)

Galvis, Freddy (rf) (#19).....16  
Garbis, Carlos (rf) (#97).....16  
Garcia, Damaso (rf) (#80-'86).....7  
Garcia, Jaime (rhp) (#18).....38  
Garcia, Jerry (rhp) (#77-'82).....36  
Gaudin, Chad (rhp) (#05).....35  
Gaviglio, Sam (rhp) (#18).....43  
Geisel, Dave (rhp) (#82-'83).....35  
Germano, Justin (rhp) (#13).....52  
Getz, Chris (rf) (#14).....39  
Giannelli, Ray (rf) (#91).....19  
Giles, Ken (rhp) (#18-).....51  
Gilles, Tom (rhp) (#90).....46  
Gillespie, Cole (of) (#14).....9  
Girado, Chad (rhp) (#16).....57  
Glaus, Troy (rf) (#06-'07).....25  
Glenn, Brad (of) (#14).....55  
Glover, Gary (rhp) (#99).....51  
Glynn, Ryan (rhp) (#04).....51  
Godley, Zack (rhp) (#19).....46  
Gonsky, Ryan (rf) (#13-'17).....17  
Gomes, Yan (c) (#12).....68  
Gomez, Chris (of) (#04).....3  
Gomez, Luis (rf) (#78-'79).....11  
Gonzales, Rene (rf) (#91).....88  
Gonzalez, Alex (rf) (#10).....11  
Gonzalez, Alex S. (rf) (#94-'01).....8  
Gonzalez, Edgard (rhp) (#13).....35  
Goodwin, Curtis (rf) (#99).....17  
Gordon, Don (rhp) (#86-'87).....39  
Gosse, Anthony (of) (#12-'14).....8, 43  
Gott, Jim (rhp) (#82-'84).....38  
Goza, Mauro (rhp) (#89).....47  
Granderson, Curtis (of) (#18).....18  
Graveman, Kendall (rhp) (#14).....31  
Grebeck, Craig (rf) (#98-'00).....4  
Green, Nick (rf) (#10).....21  
Green, Shawn (of) (#93-'99).....15  
Greene, Charlie (c) (#00).....21  
Greene, Todd (of-c) (#00).....27  
Greene, Willie (rf) (#99).....12  
Gregg, Kevin (rhp) (#10).....63

Grichuk, Randal (of) (#18-).....15  
Griffin, Alfredo (rf) (#79-'84; '92-'93) 4  
Griffin, John-Ford (of) (#05; '07; 11, 24  
Griff, Jason (rhp) (#16-'17).....37  
Griff, Steve (rhp) (#79).....45  
Gronkiewicz, Lee (rhp) (#07).....62  
Gross, Gabe (of) (#04-'05).....18, 21  
Gruber, Kelly (rf) (#84-'92).....17  
Guerra, Javy (rhp) (#19).....48  
Guerrero Jr., Vladimir (rf) (#19-).....27  
Guerrieri, Taylor (rhp) (#18).....65  
Guilmet, Preston (rhp) (#18).....49  
Gunderson, Eric (rhp) (#00).....39  
Gurnel Jr., Lourdes (of) (#18-).....13  
Guthrie, Mark (rhp) (#00).....38  
Guzman, Juan (rhp) (#91-'98).....57, 66

## H (60)

Hague, Matt (rf) (#15).....23  
Hall, Darren (rhp) (#94-'95).....36  
Halladay, Roy (rhp) (#98-'09) 32, 52  
Hamilton, Joey (rhp) (#99-'01).....50  
Hanson, Alen (rf) (#19).....1, 19  
Hanson, Eric (rhp) (#96-'98).....39  
Happ, J.A. (lhp) (#12-'14; '16-'18).....33, 48  
Hargan, Steve (rhp) (#77).....26  
Harrell, Lucas (rhp) (#17).....57  
Hartstein, Chuck (rhp) (#77).....24  
Hartung, John (of) (#06).....23  
Haushild, Mike (rhp) (#18).....44  
Hawkins, LaTroy (rhp) (#15).....32  
Hayhurst, Dirk (rhp) (#09).....58  
Heaton, Jeff (c) (#85-'86).....54  
Hechavarria, Adeiny (of) (#12).....3  
Henderson, Rickey (of) (#93) 14, 24  
Hendrickson, Mark (rhp) (#02-'03) 43  
Hendricks, Liam (rhp) (#14-'15).....31, 39  
Henke, Tom (rhp) (#85-'92).....40  
Hernandez, Pat (rhp) (#91-'99; '04).....51  
Hernandez, Felix (rhp) (#92-'98) 48  
Hermanson, Chad (of) (#04-'05) 33  
Hernandez, Pedro (rf) (#79; '82; 29, 39  
Hernandez, Teoscar (of) (#17-).....37  
Hernandez, Toby (c) (#84).....54  
Hernandez, Xavier (rhp) (#89).....42  
Hill, Aaron (of) (#05-'11).....2  
Hill, Gena (rhp) (#89-'91).....24, 29  
Hill, Shawn (of) (#10).....31, 45  
Hillenbrand, Shea (of) (#05-'06).....29  
Hinske, Eric (rf) (#02-'06).....11  
Hodgson, Paul (of) (#80).....49  
Hoffpau, Jarrett (of) (#10).....35  
Hollins, Dave (dh) (#09).....17  
Horsman, Vince (rhp) (#91).....26  
Horton, Willie (dh) (#78).....48  
House, T.J. (lf) (#17).....44  
Howell, Roy (rf) (#77-'80).....13  
Howell, J.P. (rhp) (#17).....56  
Huckaby, Ken (c) (#02-'03; '05).....20  
Hudek, John (rhp) (#99).....43  
Hudson, Daniel (rhp) (#19).....46  
Hudson, Orlando (of) (#02-'05).....1, 3  
Huff, Michael (of) (#94-'96).....26  
Huffman, Phil (rhp) (#95).....47  
Hurtado, Edwin (rhp) (#93).....32  
Hutchison, Drew (rhp) (#12-'16) 36  
Hutton, Tommy (of) (#78).....14  
Hynes, Colt (rhp) (#15).....49

## I (6)

Igarashi, Ryota (rhp) (#12).....56  
Infante, Alexis (rf) (#87-'89).....14  
Inglett, Joe (rf) (#07-'09).....1, 4  
Iorg, Garth (if-of) (#78; '80-'87; 16, 29  
Izturis, Cesar (rf) (#01).....2  
Izturis, Michael (rf) (#13-'15).....3

## J (20)

Jackson, Darrin (of) (#93).....14  
Jackson, Edwin (rhp) (#19).....33  
Jackson, Roy Lee (rhp) (#81-'84).....25  
Jansen, Danny (c) (#18-).....9  
Janssen, Casey (rhp) (#06-'14).....44  
Janzen, Marty (rhp) (#96-'97).....36  
Jefferson, Jesse (rhp) (#77-'80) 34  
Jeffress, Jeremy (rhp) (#13).....33  
Jenkins, Chad (rhp) (#12-'15).....64  
Johnson, Cliff (dh) (#92-'96) 00, 44  
Johnson, Dan (rf) (#14).....16  
Johnson, Dane (rhp) (#96).....50  
Johnson, Jerry (rhp) (#77).....44  
Johnson, Joey (rhp) (#86-'87).....33  
Johnson, Josh (rhp) (#13).....55  
Johnson, Kelly (lf) (#11-'12).....2  
Johnson, Reed (of) (#03-'07).....3, 17  
Johnson, Tim (rf) (#78-'79).....16, 17  
Johnson, Tony (of) (#82).....45  
Jordan, Ricardo (rhp) (#95).....49

## K (22)

Kawasaki, Munenori (rf) (#13-'15).....66  
Kay, Anthony (rhp) (#19-).....70  
Kelly, Pat D. (c) (#80).....6  
Kelly, Pat F. (rhp) (#99).....7  
Kennedy, Joe (rhp) (#07).....46  
Kent, Jeff (rf) (#92).....10  
Kershner, Jason (rhp) (#02-'04) 23, 46  
Key, Jimmy (rhp) (#84-'92).....22, 27  
Kiely, Bobby (of) (#03).....24  
Kilgus, Paul (rhp) (#90).....39  
Kingham, Nick (rhp) (#19).....66  
Kirkwood, Don (rhp) (#78).....32  
Kluttz, Mickey (rf) (#83).....27  
Knorr, Randy (c) (#91-'95).....27, 54  
Koch, Billy (rhp) (#99-'01).....24  
Koehler, Tom (rhp) (#17).....24  
Korecky, Bobby (of) (#12-'14).....40, 46  
Koskie, Corey (of) (#05).....20, 51  
Kottaras, George (c) (#14).....14  
Kratz, Eric (c) (#14).....31  
Kucek, Jack (rhp) (#80).....32  
Kusick, Craig (rf) (#79).....5

## L (52)

Laffey, Aaron (lhp) (#12; '13).....32  
Lake, Junior (of) (#16).....48  
Lamp, Dennis (rhp) (#84-'86) 53  
Langenhans, Ryan (of) (#13).....18  
LaRoche, Andy (lf) (#13).....31  
Latham, Chris (of) (#01).....27  
Latos, Mat (rhp) (#17).....57  
Lavelle, Gary (lhp) (#85-'87).....46  
Law, Derek (rhp) (#19-).....64  
Lawless, Tom (rf) (#89-'90).....18  
Lawrence, Casey (rhp) (#17).....59  
Lawrence, Joe (lf) (#02).....16  
Lawrie, Brett (rf) (#11-'14).....13, 17  
Leach, Rick (lf-of) (#84-'88).....9  
League, Brandon (rhp) (#04-'09) 22, 35  
Leal, Luis (rhp) (#80-'85).....48  
Ledezma, Wilfredo (lhp) (#11).....58  
Lee, Manny (lf) (#85-'92).....40  
Leiter, Al (rhp) (#89-'95).....28  
Leiter Jr., Mark (rhp) (#18).....62  
Lemanczyk, Dave (rhp) (#77-'80) 23  
Lemongello, Mark (rhp) (#79).....40  
Lennon, Patrick (of) (#98-'99) 20  
Leon, Arnold (rhp) (#16).....68  
Leone, Dominic (rf) (#12).....51  
Leshner, Brian (of) (#07).....51  
Lewis, Fred (of) (#10).....15  
Lewis, Rommie (lf) (#10-'11).....35, 50  
Liddle, Cory (rhp) (#03).....21  
Ligtenberg, Kerry (rhp) (#04).....46  
Lilly, Ted (lhp) (#04-'06).....31  
Lincoln, Brad (rhp) (#12-'13).....49  
Lind, Adam (of) (#06-'14).....26  
Linton, Doug (rhp) (#92-'93) 03, 26, 30  
Liriano, Francisco (lhp) (#16-'17).....45  
Liriano, Nelson (rf) (#87-'90).....41  
Litsch, Jesse (rhp) (#07-'12).....51  
Loayza, Esteban (rhp) (#99).....37  
Lloyd, Graeme (rhp) (#00-'02).....21  
Loewen, Adam (of) (#11).....39  
Lopez, Aquilino (rhp) (#03-'04).....44  
Lopez, Felipe (of) (#01-'02).....27  
Lopez, Luis (of) (#01).....12  
Lopez, Rafael (c) (#17).....10  
Loup, Aaron (rhp) (#12-'18).....62  
Loup, Mark (rhp) (#15).....57  
Luciano, Elvis (rhp) (#19-).....65  
Ludwick, Eric (rhp) (#99).....40  
Luebbert, Steve (rhp) (#79).....46  
Lueken, Rick (rhp) (#90).....38  
Luna, Hector (rf) (#07-'08).....18  
Lyon, Brandon (rhp) (#01-'02; '12).....28, 31

## M (73)

MacDonald, Bob (lhp) (#90-'92).....45  
Macha, Ken (rf) (#81).....10  
Macha, Mike (rf) (#80).....11  
Mahler, Mickey (rhp) (#86).....40  
Maile, Luke (of) (#17-'19).....21, 22  
Makusdian, Mike (rf) (#92).....21  
Maldonado, Candy (of) (#91-'92; '95).....23  
Manrique, Fred (rf) (#81-'84).....2  
Marcum, Shaun (rhp) (#05-'10).....28  
Martin, Norberto (of) (#99).....33  
Martin, Russell (c) (#15-'18).....58  
Martinez, Buck (c) (#81-'86) 13  
Martinez, Dave (of) (#00).....14  
Martinez, Domingo (lf) (#92-'93; 19  
Martinez, Sandy (c) (#95-'97).....35, 53  
Mason, Jim (rf) (#77).....10  
Mastroianni, Darin (of) (#11; '14) 1, 13  
Matheny, Mike (c) (#99).....1, 22

Mathis, Jeff (c) (#12).....6  
Matuszek, Len (dh) (#85).....25  
Maurer, David (lhp) (#04).....51  
Mayberry, John (lf) (#78-'82) 10  
Mayberry Jr., John (of) (#14).....9  
Mayza, Tim (rhp) (#17-).....10  
Mazzilli, Lee (of-dh) (#89).....13  
McCoy, Mike (of) (#10-'12).....18  
McDonald, John (rf) (#05-'11).....6  
McGowan, Dustin (rhp) (#05-'14).....29, 40  
McGriff, Fred (lf) (#86-'90).....19  
McGuire, Deck (rhp) (#18).....48  
McGuire, Reese (c) (#18-).....10, 70  
McKay, Dave (rf) (#77-'79).....39  
McKinney, Billy (of) (#18-).....28  
McLaughlin, Joey (rhp) (#80-'84) 50  
McRae, Brian (of) (#93).....56  
Mench, Kevin (of) (#08).....36  
Menechino, Frank (of) (#04-'05) 4  
Menhart, Paul (rhp) (#95).....55  
Merced, Orlando (of) (#97).....6  
Michalak, Chris (lhp) (#01).....17  
Miller, Kevin (of) (#09).....15, 30  
Miller, Dyan (rhp) (#79).....46  
Miller, Justin (rhp) (#02-'05).....43  
Miller, Trevor (rhp) (#03; '11).....43, 51  
Mills, Brad (lhp) (#09-'11; '14).....38, 59  
Miller, Brian (c) (#78).....3  
Mirabella, Paul (rhp) (#80-'81) 42  
Moffitt, Randy (rhp) (#83).....17  
Molina, Bencie (c) (#06).....10  
Molina, Jose (c) (#10-'11).....8  
Molitor, Paul (dh) (#93-'95).....19  
Mondest, Raul (of) (#00-'02) 43  
Montero, Miguel (c) (#17).....39, 47  
Moore, Charlie (rhp) (#78-'80) 21  
Moore, Barrie (c) (#87).....28  
Morales, Franklin (lhp) (#16).....56  
Morales, Kendry (of) (#17-'18).....8  
Morandi, Mickey (lf) (#00).....1  
Morgan, Mike (rhp) (#83).....30  
Morrin, Jack (rhp) (#92-'93).....47  
Morrow, Brandon (rhp) (#10-'14) 23  
Moseby, Lloyd (of) (#80-'89).....15  
Mosquera, Julio (c) (#96-'97) 42  
Mottola, Chad (of) (#00; '06).....21, 22  
Mulliniks, Rance (of) (#82-'92).....5  
Munro, Peter (rhp) (#99-'00).....13, 69  
Murphy, Bill (lhp) (#09).....62  
Murphy, Tom (rhp) (#77-'79).....45  
Murray, Dale (rhp) (#81-'82).....33  
Musselman, Jeff (lhp) (#86-'89).....13, 32, 35  
Musselman, Ron (rhp) (#84-'85) 30  
Myers, Greg (c) (#87; '89-'92; '03-'05; 16, 21, 28, 52  
Myers, Randy (lhp) (#98).....28, 25

## N (13)

Nakamura, Michael (rhp) (#04).....53  
Navarro, Dioner (c) (#14-'15; '16).....30  
Ngope, Gift (rf) (#18).....61  
Nicasie, Mike (c) (#13).....15  
Nicksa, Steve (rhp) (#85).....38  
Nieto, Phil (rhp) (#87).....28  
Nix, Jayson (rf) (#11).....28  
Nixon, Otis (of) (#96-'97).....2  
Nolin, Sean (lhp) (#13-'14).....35  
Nordbrook, Tim (rf) (#77-'78).....16  
Nordhagen, Wayne (of-dh) (#82) 3, 30  
Norris, Daniel (lhp) (#14-'15) 32  
Nunez, Jose (rhp) (#87-'89).....45

## O (13)

O'Brien, Charlie (c) (#96-'97).....22  
Oka, Seungwon (rhp) (#18).....22  
Oka, Tomo (rhp) (#07).....16  
Olerd, John (lf-dh) (#89-'96).....9  
Oliver, Al (dh) (#85).....0  
Oliver, Darren (lhp) (#12-'13).....38  
Olmedo, Ray (rf) (#07).....1  
Ohlman, Mike (c) (#17).....43  
Orta, Jorge (of-dh) (#83).....30  
Ortiz, Ramon (rhp) (#13).....34  
Osuna, Roberto (rhp) (#15-'18).....54  
Oteaz, Willie (rf) (#99).....21  
Overbay, Lyle (of) (#06-'10).....17, 35

## P (35)

Painter, Lance (lhp) (#00-'01).....28, 40  
Pannone, Thomas (lhp) (#18-).....45  
Parades, Jimmy (rf) (#16).....37  
Parker, Dave (dh) (#91).....10  
Parnley, Ian (of) (#97).....10  
Parris, Steve (rhp) (#01-'02).....39  
Parrish, John (rhp) (#08).....31  
Parrish, Lance (c) (#95).....13  
Patterson, Corey (of) (#11).....16





16. Doug Ault, if, Texas
17. Ernie Whitt, c, Boston
18. Mike Weathers, if, Oakland
19. Steve Staggs, if, Kansas City
20. Steve Hargan, rhp, Texas
21. Garth Iorg, if, New York
22. Dave Lemanczyk, rhp, Detroit
23. Larry Anderson, rhp, Milwaukee
24. Jesse Jefferson, rhp, Chicago
25. Dave McKay, if, Minnesota
26. Tom Bruno, rhp, Kansas City
27. Otto Velez, of, New York
28. Mike Willis, lhp, Baltimore
29. Sam Ewing, of, Chicago
30. Leon Hooten, rhp, Oakland

# ALL-TIME UNIFORM NUMBERS 1977-2019

## MANAGERS

- 3**  
Bobby Mattick, Jimmy Williams
- 5**  
John Gibbons
- 6**  
Bobby Cox
- 7**  
Roy Hartsfield
- 11**  
Jim Fregosi
- 13**  
Buck Martinez
- 14**  
Carlos Tosca
- 17**  
Tim Johnson
- 25**  
Charlie Montoyo
- 34**  
Mel Queen
- 43**  
Cito Gaston
- 52**  
John Farrell
- COACHES**
- 1**  
Cookie Rojas
- 2**  
Luis Rivera
- 3**  
Bob Bailor, Lee Elia, Jimmy Williams
- 4**  
Alfredo Griffin, Luis Rivera, Cookie Rojas
- 7**  
Rich Hacker, Torey Lovullo, John McLaren, Eddie Rodriguez
- 8**  
John Sullivan
- 10**  
Jim Lett
- 11**  
Sal Butera

- 12**  
Ernie Whitt
- 14**  
Mickey Brantley, Denis Menke, Carlos Tosca
- 15**  
Bob Miller, Gene Tenace
- 16**  
DeMarlo Hale, Jack Hubbard, Garth Iorg, Nick Leyva, Lloyd Moseby, Gene Tenace
- 17**  
Brook Jacoby, John Schneider
- 18**  
Guillermo Martinez, Gene Tenace
- 20**  
DeMarlo Hale
- 21**  
Tim Lincecum, Dwayne Murphy
- 22**  
Sal Butera, Rick Langford, Don Wakamatsu
- 23**  
Tim Lincecum
- 24**  
John McLaren, Jimmy Williams
- 25**  
Dwayne Murphy, Kevin Seitzer, Mike Squires
- 26**  
Matt Buschmann, Brook Jacoby, Willie Upshaw
- 27**  
Derek Shelton
- 28**  
John Felske, Willie Upshaw
- 29**  
Bobby Knoop
- 30**  
Marty Pevey
- 31**  
Bobby Doerr
- 34**  
Tim Lincecum, Mel Queen, Dave Stewart
- 35**  
Terry Bevington, Dane Johnson

- 36**  
Gary Matthews
- 38**  
Brad Arnsberg, Dane Johnson
- 39**  
Larry Hise, Dave Hudgens, Chad Mottola
- 40**  
Pete Walker
- 41**  
Cito Gaston, Pat Hentgen, Dwayne Murphy, Harry Warner, Al Widmar
- 42**  
Galen Cisco, Jackie Moore, Billy Smith
- 43**  
Cito Gaston, Don Leppert
- 45**  
Marty Pevey, Dave Stewart
- 46**  
Dennis Holmberg, Bob Stanley
- 47**  
Gary Denbo, Shelley Duncan, Gil Patterson
- 51**  
Tim Lincecum
- 52**  
Omar Malave, Bruce Walton
- 53**  
Joe Breedon, Mark Budzinski, Mark Connor, Epy Guerrero, Mike Mordecai, Bruce Walton
- 55**  
Brian Butterfield
- 56**  
Mike Barnett, Roly de Armas, Hector Torres
- 57**  
Winston Llenas
- 58**  
John Gibbons, Marty Pevey
- 60**  
Eric Owens
- 63**  
Luis Rivera

BIOGRAPHIES

LAST SEASON

HISTORY

RECORDS

OPPONENTS

PLAYER DEV.

MEDIA & MISC.





## PLAYERS

0

Al Oliver

00

Cliff Johnson

1

Bob Bailor, Emilio Bonifacio, Andy Burns, Aledmys Diaz, Jonathan Diaz, Tony Fernandez, Alen Hanson, Orlando Hudson, Joe Inglett, Rafael Lopez, Darin Mastroianni, Bengie Molina, Mickey Morandini, Ray Olmedo, Tomas Perez, Dewayne Wise, Eddie Zosky

2

Danny Ainge, Dave Berg, Jacob Brumfield, Rob Butler, Tom Evans, Aaron Hill, Cesar Izuris, Kelly Johnson, Manny Lee, Nelson Liriano, Fred Manrique, Otis Nixon, Clayton Richard, Luis Sojo, Steve Staggs, Troy Tulowitzki

3

Steve Bowling, Miguel Cairo, Ezequiel Carrera, Felipe Crespó, Brandon Drury, Jeff Frye, Chris Gomez, Adeiny Hechavarria, Jarrett Hoffpauir, Orlando Hudson, Maicer Izturis, Reed Johnson, Norberto Martin, Brian Milner, Wayne Nordhagen, Leon Roberts, Randy Ruiz, Gio Urshela, Vernon Wells, Mookie Wilson, Dewayne Wise

4

Howie Clark, Kyle Drabek, Craig Grebeck, Alfredo Griffin, Joe Inglett, Manny Lee, Frank Mencheco, Ryan Roberts, Phil Roof, Dick Schofield, Jason Smith, Jorge Velandia

5

Michael Barrett, Bobby Brown, Jacob Brumfield, Mark Dalesandro, Yunel Escobar, Sam Ewing, Jarrett Hoffpauir, Craig Kuskick, Domingo Martinez, Rance Mulliniks, Bob Robertson, Eric Sogard, Chris Woodward

6

Sil Campusano, Howie Clark, Felipe Crespó, Carlos Delgado, Ron Fairly, Pat D. Kelly, Joe Lawrence, Jeff Mathis, John McDonald, Orlando Merced, Luis Sojo, Marcus Stroman, Dan Whitmer, Kevin Witt

7

Tony Batista, Juan Beniquez, Chris Coghlan, Edwin Encarnacion, Damaso Garcia, Pat F. Kelly, Felipe Lopez, Jeremy Reed, Ben Revere, Jose Reyes, Shannon Stewart, Curtis Thippen, Josh Towers, Melvin Upton, Richard Urena

8

Russ Adams, Alan Ashby, Cavan Biggio, Bob Davis, Ben Francisco, Alex S. Gonzalez, Anthony Gose, Ken Macha, Jose Molina, Kendrys Morales, Pedro Swann, Yorvit Torrealba

9

J. P. Arencibia, Barry Bonnell, Bob Brenly, Darrell Ceciliani, Rick Cerone, Darrin Fletcher, Cole Gillespie, Danny Jansen, Rich Leach, John Mayberry Jr., John Olerud, Cliff Pennington, Tom Wilson, Gregg Zaun

10

Pat Borders, Dave Collins, Brandon Drury, Edwin Encarnacion, Jim Mason, John Mayberry, Reese McGuire, Ian Parnley, Doug Rader, Dave Revering, Jarrod Saltalamacchia, Mark Sharperson, Vernon Wells

11

George Bell, Bo Bichette, Steve Braun, Royce Clayton, Darnell Coles, David Cone, Rajai Davis, David Eckstein, Ryan Freel, Luis Gomez, Alex Gonzalez, John-Ford Griffin, Eric Hinske, Jeff Kent, Mike Macha, Mike Matheny, Kevin Pillar, Juan Samuel, John Scott

12 (NUMBER RETIRED-7/31/11)

Roberto Alomar, Tilson Brito, Rich Butler, Edwin Encarnacion, Willie Greene, Luis Lopez, Tony Phillips, Ernie Whitt, Kenny Williams

13

Edgardo Alfonzo, Raul Chavez, Sal Fasano, Carlos Garcia, Lourdes Gurriel Jr., Roy Howell, Brett Lawrie, Buck Martinez, Lee Mazzilli, Peter Munro, Jeff Musselman, Lance Parrish, Tomas Perez, Justin Smoak, Luis Sojo, Omar Vizquel, Jayson Werth, Kenny Williams

14

Butch Alberts, Howard Battle, Derek Bell, Tilson Brito, Kevin Brown, John Buck, Brian Burres, Robinson Diaz, Rickey Henderson, Tommy Hutton, Alex Infante, Darrin Jackson, George Kottaras, Dave Martinez, Gino Petralli, David Price, Nolan Reimold, Moises Sierra, Ruben Sierra, Justin Smoak, Eric Thames

15

Chirs Colabello, Marty Cordova, Shawn Green, Randal Grichuk, Fred Lewis, Kevin Millar, Lloyd Moseby, Mike Nickeas, Alex Rios, Dwight Smith Jr., Pat Tabler, Danny Valencia, Tom Wilson

16

Mike Bordick, Joe Coleman, Mark DeRosa, Butch Edge, Freddy Galvis, Garth Iorg, Dan Johnson, Tim Johnson, Greg Myers, Tim Nordbrook, Corey Patterson, Tom Quinlan, Guillermo Quiroz, Todd Stottlemyre, Andy Thompson, Turner Ward, Dewayne Wise

17

Mark Bomback, Eric Crozier, David Dellucci, Ryan Goins, Curtis Goodwin, Kelly Gruber, Dave Hollins, Tim Johnson, Brett Lawrie, Chris Michalak, Randy Moffitt, Lyle Overbay, Robert Perez, Josh Phelps, Domingo Ramos, Josh Roenicke, Omar Vizquel

18

Darwin Barney, Homer Bush, Jim Clancy, Curtis Granderson, Gabe Gross, Ryan Langerhans, Tom Lawless, Hector Luna, Mike McCoy, Tomo Ohka, Simon Pond, Benito Santiago, Steve Tolleson

19

Jose Bautista, Ray Ginnelli, Alen Hanson, Domingo Martinez, Fred McGriff, Paul Molitor, Dan Plesac, Cliff Politte, Marco Scutaro, David Segui, Otto Velez, Frank Viola

20

Rod Barajas, Rob Butler, Domingo Cedenno, Jesse Chavez, Josh Donaldson, Rob Ducey, Bobby Estalella, Derek Fisher, Brad Fuller, Ken Huckaby, Bobby Korecky, Patrick Lennon, Juan Rivera, Ryan Roberts, Mike Stanley, Mark Teahen, Al Woods

21

Juan Beniquez, Tom Bruno, Francisco Cabrera, Willie Canate, Rico Cart, Roger Clemens, Buck Coats, Carlos Delgado, Nick Green, Charlie Greene, Gabe Gross, Cory Lidle, Esteban Loaiza, Luke Maile, Mike Malsudian, Charlie Moore, Chad Mottola, Greg Myers, Willis Otanez, Mark Ross, Randy Ruiz, Sergio Santos, Michael Saunders, Ken Schrom, Ron Shepherd, Ozzie Virgil, Mark Wiley

22

Henry Blanco, Rick Bosetti, Brad Comett, Dennis DeBarr, Rob Ducey, Jimmy Key, Brandon League, Luke Maile, Mike Matheny, Chad Mottola, Charlie O'Brien, Seungwhan Oh, David Paulino, Kevin Pillar, Hosken Powell, Dick Schofield, Brian Simmons, Josh Thole

23

Norichika Aoki, Jose Bautista, Greg Cadaret, Jose Cruz Jr., Cecil Fielder, Matt Hague, John Hattig, Jason Kershner, Dave Lemanczyk, Candy Maldonado, Brandon Morrow, Dalton Pompey, Shannon Stewart, Mitch Webster, Mark Whiten, Mike Willis

24

Jim Acker, Willie Aikens, Danny Barnes, Sean Douglass, Mariano Duncan, John-Ford Griffin, Chuck Hartenstein, Rickey Henderson, Glenallen Hill, Bobby Kietly, Dave Righetti, Ricky Romero, Paul Spoljaric, Matt Stairs, Shannon Stewart, Tom Underwood, Turner Ward

25

Doug Ault, Steve Davis, Carlos Delgado, Marco Estrada, Dave Freisleben, Troy Glaus, Roy Lee Jackson, Len Matuseczek, David Purcey, Devon White, Chris Woodward

26

Brian Bowles, Sal Butera, Chris Carpenter, Valerio de los Santos, Jim Eppard, Steve Hargan, Vince Horsman, Michael Huff, Adam Lind, Doug Linton, Yangervis Solarte, Willie Upshaw, Ozzie Virgil, Mickey Weston

27

Willie Blair, Scott Brow, Jeff Byrd, Tony Castillo, Frank Catalanotto, Brett Cecil, Jeff DeWills, Willie Fraser, Todd Greene, Vladimir Guerrero Jr., Jimmy Key, Mickey Klutts, Randy Knorr, Chris Latham, Anthony Sanders, Dwight Smith Jr., Cory Snyder, Tony Solaita

28

Casey Blake, Scott Copeland, Mike Darr, Mark Eichhorn, Tom Evans, Al Leiter, Brandon Lyon, Shaun Marcum, Billy McKinney, Greg Myers, Randy Myers, Jayson Nix, Lance Painter, Steve Pearce, Colby Rasmus, Lou Thornton



**29**

Jesse Barfield, Geronimo Berroa, Pat Borders, Joe Carter, Kevin Cash, Octavio Dotel, Scott Eyre, Pedro Hernandez, Glenallen Hill, Shea Hillenbrand, Garth Iorg, Dustin McGowan, Hector Torres, Devon Travis

**30**

Anthony Alford, Danny Barnes, Juan Berenguer, Taylor Buchholz, Joe (J.J.) Cannon, Alberto Castillo, David Cooper, Dana Eveland, Doug Linton, Kevin Millar, Mike Morgan, Ron Musselman, Dioner Navarro, Wayne Nordhagen, Justin Speier, Todd Stottlemyre, Josh Thole, Pete Vuckovich, Woody Williams

**31**

Jim Acker, Dave Baker, Joe Biagini, Kendall Graveman, Liam Hendriks, Shawn Hill, Erik Kratz, Andy LaRoche, Brian Leshar, Ted Lilly, Brandon Lyon, John Parrish, Robert Person, Kyle Phillips, Ken Schrom, Tanyon Sturtze, Duane Ward, Chris Woodward, Victor Zambrano

**32 (NUMBER RETIRED-3/29/18)**

Luis Aquino, Charlie Beamon, Brian Bohanon, Steve Cummings, Scott Diamond, Matt Dominguez, Huck Flener, Roy Halladay, LaTroy Hawkins, Edwin Hurtado, Don Kirkwood, Jack Kueck, Aaron Laffey, Jeff Musselman, Daniel Norris, Esmil Rogers, Jackson Todd, Dave Winfield

**33**

Doyle Alexander, Jose Canseco, J.A. Happ, Chad Hermansen, Edwin Jackson, Jeremy Jeffress, Joey Johnson, Darin Mastroianni, Dale Murray, Jorge Orta, Neil Ramirez, Josh Roenicke, Scott Rolen, Alex Sanchez, Ed Sprague, Jeff Tam, Carlos Villanueva, David Wells, Mike Willis

**34**

Jim Acker, Kevin Batiste, Pedro Borbon, A.J. Burnett, Joel Carreno, Stan Clarke, Ted Cox, Darwin Cubillan, Tom Koehler, Jesse Jefferson, Justin Miller, Ramon Ortiz, Mark Rzepczynski, Steve Senteney, Matt Shoemaker, Dave Stewart

**35**

Bud Black, Denis Boucher, Bryan Clark, Dick Davis, Sam Dyson, Jeff Francis, Chad Gaudin, Dave Geisel, Edgar Gonzalez, Brandon League, Rommie Lewis, Sandy Martinez, Jeff Musselman, Steve Nicosia, Phil Niekro, Sean Nolin, Lyle Overbay, David Phelps, Brock Stewart, Frank Thomas, Corey Thurman, Rick Tricek, Ted Wilborn, Brad Wilkerson, Gary Woods

**36**

Clayton Andrews, Jeff Beliveau, Clay Buchholz, Brian Bullington, Bill Caudill, Tyler Clippard, Don Cooper, Bob File, Jerry Garvin, Darren Hall, Drew Hutchison, Marty Janzen, Kevin Mench, Carlos Ramirez, Francisco Rosario, Jamie Vermilyea, David Wells

**37**

Henderson Alvarez, Brian Bowles, Frank Castillo, Tim Crabtree, Scott Downs, Jason Grilli, Teoscar Hernandez, Reed Johnson, Graeme Lloyd, Jimmy Parades, Jo-Jo Reyes, Randy St. Claire, Dave Stieb, Mickey Storey

**38**

Gary Allenson, Socrates Brito, DeWayne Buice, Giovanni Carrara, Pasqual Coco, Taylor Cole, Mark Eichhorn, Nino Espinosa, Huck Flener, Pedro Garcia, Jim Gott, Mark Guthrie, Rick Lueken, Norberto Martin, Brad Mills, Balor Moore, Darren Oliver, Carlos Ramirez, Aaron Small, Joe Smith, Darnell Sweeney, John Wasdin

**39**

Jesse Carlson, David Carpenter, Drew Carpenter, Gustavo Chacin, Doug Creek, Gavin Floyd, Chris Getz, Don Gordon, Eric Gunderson, Erik Hanson, Liam Hendriks, Pedro Hernandez, Paul Kilgus, Adam Loewen, Dave McKay, Miguel Montero, Dave Parker, Steve Parris, Jake Petricka, Rob Refsnyder, Nerio Rodriguez

**40**

Carlos Almanzar, Doug Bair, Kevin Beirne, Scott Cassidy, Joe Coleman, David Cooper, Matt DeWitt, Rob Ducey, Mark Lemongello, Eric Ludwick, Mickey Mahler, Dustin McGowan, Lance Painter, Paul Spoljaric, Mike Timlin, Jackson Todd, P.J. Walters, Mark Whiten, Brian Wolfe

**41**

Pat Hentgen, Aaron Sanchez, Pete Walker

**42**

Xavier Hernandez, Paul Mirabella

**43**

Kevin Barker, Miguel Batista, Jesse Carlson, Joe Carter, Tom Davey, R.A. Dickey, Sam Gaviglio, Anthony Gose, Mark Hendrickson, John Hudek, Trevor Miller, Raul Mondesi, Mike Ohlman, Greg Wells

**44**

Scott Brow, Jeff Burroughs, Tom Buskey, Jose Canseco, Danny Darwin, Mike Hauschild, T.J. House, Casey Janssen, Cliff Johnson, Jerry Johnson, Billy Koch, Aquilino Lopez, Luke Prokopec, Kenny Robinson, Rowdy Tellez, Pat Venditte, Frank Wills

**45**

Mark Bombback, Kelvin Escobar, Steve Grilli, Shawn Hill, Tony Johnson, Francisco Liriano, Bob MacDonald, Tom Murphy, Jose Nunez, Thomas Pannone, Dalton Pompey, Chris Rowley, Jose Silva, Travis Snider, Paul Spoljaric, Drew Storen, Neil Wagner, Matt Williams

**46**

Brett Anderson, Dustin Antolin, Mike Barlow, Matt Boyd, Evan Crawford, Ken Dayley, Oliver Drake, Scott Feldman, Luis Figueroa, Mike Flanagan, Tom Gilles, Zack Godley, Daniel Hudson, Joe Kennedy, Jason Kershner, Gary Lavelle, Kerry Ligtenberg, Steve Luebber, Dyar Miller, Julio Mosquera, Mike Romano, Steve Sinclair, Glenn Sparkman, Eric Thames, Steve Trachsel, Dave Wallace

**47**

Doyle Alexander, Victor Cruz, Brandon Cumpston, Kelvin Escobar, Junior Felix, Juan Francisco, Mauro Gozso, Phil Huffman, Corey Koskie, Miguel Montero, Jack Morris, Luis Perez, Jason Phillips, Jimmy Rogers, Chris Rowley, Bo Schultz, Matt Stark, Merkin Valdez

**48**

Jason Adam, Armando Benitez, John Candelaria, Jesse Carlson, Phil Coke, Francisco Cordero, Doug Davis, Mark Eichhorn, Kevin Frederick, Javy Guerra, J.A. Happ, Willie Horton, Junior Lea, Luis Leal, Deck McGuire, Paul Quantrill, Scott Richmond, Bill Singer, Ty Taubenheim, Nick Tepesch, Matt Whiteside

**49**

Jeremy Accardo, Luis Andujar, John Bale, Mike Bolsinger, Dave Bush, Tom Candiotti, Tony Castillo, Jonathan Davis, Matt DeWitt, Danny Farquhar, Tom Flier, Preston Guilmet, Felix Heredia, Paul Hodgson, Ricardo Jordan, Brad Lincoln, David Pauley

**50**

Chris Carpenter, Vinnie Chulk, Brian Cooper, Danny Cox, Steve Delabar, Matt Dermody, Jose Fernandez, Frank Francisco, Joey Hamilton, Tom Henke, Dane Johnson, Rommie Lewis, Joey McLaughlin, Davis Romero, Justin Shafer, Ben Van Ryn

**51**

Terry Adams, Pedro Borbon, Miguel Castro, Ken Giles, Gary Glover, Ryan Glynn, Bobby Korecky, Dominic Leone, Jesse Litsch, David Maurer, Trevor Miller, Thad Weber

**52**

John Frascatore, Justin Germano, Roy Halladay, Greg Myers, Kenny Robinson, B.J. Ryan, Ryan Tepera, Jeff Ware

**53**

Joaquin Benoit, Melky Cabrera, Leo Estrella, Dennis Lamp, Sandy Martinez, Michael Nakamura, Scott Service, Steve Sinclair, Chris Smith, Mike Smith, David Weathers

**54**

Dave Bush, Pasqual Coco, Omar Daal, Junior Felix, Jason Frasor, Jeff Hearnor, Toby Hernandez, Randy Knorr, Roberto Osuna, Dan Reichert, Sean Reid-Foley, Marcus Stroman, Jayson Werth, Woody Williams



**55**

Glenn Adams, John Cerutti, Brad Glenn, Josh Johnson, Russell Martin, Paul Menhart, Bill Risley, Dewayne Wise

**56**

Ryan Borucki, Mark Buehrle, Robert Coello, Andy Dominique, J.P. Howell, Ryota Igarashi, Brian McRae, Franklin Morales, Luis Santos, Zach Stewart, Brian Tallet

**57**

Juan Acevedo, Shawn Camp, Jordan De Jong, Felix Doubront, Jaime Garcia, Chad Gironi, Juan Guzman, Lucas Harrell, Mat Latos, Mark Lowe, Juan Perez, Scott Richmond, Trent Thornton, Scott Wiggins

**58**

Josh Banks, Chad Beck, Brad Comett, Dirk Hayhurst, Wilfredo Ledezma, Tim Mayza, Todd Redmond, Shannon Withem

**59**

Rhiner Cruz, Mark Dalesandro, Carlos Diaz, Yennys Diaz, Casey Lawrence, Brad Mills, Adam Peterson, Rob Rasmussen, Zac Rosscup, Curtis Thigpen, Randy Wells

**60**

Brian Bohanon, Leonel Campos, Ryan Feierabend, Jon Rauch, Robert Ray, Scott Schoeneweis

**61**

Gift Ngoepe

**62**

Lee Gronkiewicz, Mark Leiter Jr., Aaron Loup, Bill Murphy, Jacob Waguespack

**63**

Wilmer Font, Kevin Gregg

**64**

Jon Berti, Chad Jenkins, Derek Law, Murphy Smith, Cesar Valdez

**65**

Taylor Guerrieri, Elvis Luciano

**66**

Jimmy Cordero, Juan Guzman, Munenori Kawasaki, Nick Kingham, Justin Shafer

**67**

Andrew Albers, Buddy Bosher, Jonathan Davis, Chien-Ming Wang

**68**

Yan Gomes, Arnold Leon, Jordan Romano, Rowdy Tellez

**69**

Peter Munro

**70**

Domingo Cedenio, Anthony Kay, Reese McGuire

**71**

Luis Santos, T.J. Zeuch

**72**

Beau Taylor

**73**

Ryan Dull

**74**

Breyvic Valera

**77**

John Axford

**88**

Rene Gonzales



# PLAYER TRANSACTIONS

## BLUE JAYS TRADES

DATE	CLUB	OBTAINED	FOR
<b>PAT GILLICK</b>			
11-5-76	Cleveland	Alan Ashby, c	Al Fitzmorris, rhp
12-6-76	Cleveland	Doug Howard, 1b-of Rick Cerone, c John Lowenstein, of	Rico Carty, 1b-of
02-17-77	San Diego	Jerry Johnson, rhp	Dave Roberts, c-if
02-24-77	Oakland	Ron Fairly, 1b-of	Mike Weathers, if
03-29-77	Cleveland	Hector Torres, if	John Lowenstein, of
05-9-77	Texas	Roy Howell, if	Steve Hargan, rhp Jim Mason, if Peter Vuckovich, rhp
12-6-77	St. Louis	Tom Underwood, lhp Victor Cruz, rhp	John Scott, of
12-8-77	California	Pat Kelly, c Butch Alberts, 1b-of	Ron Fairly, 1b-of
03-3-78	St. Louis	Rick Bosetti, of	Tom Bruno, rhp
03-3-78	Cleveland	Rico Carty, dh	Dennis DeBarr, lhp
04-28-78	Milwaukee	Tim Johnson, if	Tim Nordbrook, inf
08-15-78	Oakland	Willie Horton, dh Phil Huffman, rhp	Rico Carty, dh
09-12-78	San Diego	Mark Wiley, rhp	Andrew Dyes, of
11-27-78	Houston	Mark Lemongello, rhp Joe Cannon, of Pedro Hernandez, if	Alan Ashby, c
12-5-78	Houston	Don Pisker, of	Gary Woods, of
12-6-78	Cleveland	Alfredo Griffin, if Phil Lansford, 3b	Victor Cruz, rhp
11-1-79	New York (AL)	Chris Chambliss, 1b Paul Mirabella, lhp Damaso Garcia, if	Tom Underwood, lhp Rick Cerone, c Ted Wilborn, of
12-5-79	Atlanta	Barry Bonnell, of Joey McLaughlin, rhp Pat Rickett, inf	Chris Chambliss, 1b Luis Gomez, ss
12-12-80	New York (NL)	Roy Lee Jackson, rhp	Bob Bailor, if-of
04-6-81	New York (NL)	Mark Bombback, rhp	Charlie Puleo, rhp
05-11-81	Milwaukee	Buck Martinez, c	Gil Kubski, of
06-10-81	Oakland	Future considerations	Rick Bosetti, of
11-18-81	New York (AL)	Aurelio Rodriguez, if	Mike Lebo, c
12-28-81	Minnesota	Hosken Powell, of	Greg Wells, 1b
12-28-81	Chicago (NL)	Dave Geisel, lhp	Paul Mirabella, lhp
03-25-82	Kansas City	Rance Mulliniks, if	Phil Huffman, rhp
04-2-82	Chicago (AL)	Wayne Nordhagen, of-dh	Aurelio Rodriguez, 3b
05-5-82	New York (AL)	Dave Revering, 1b-dh Jeff Reynolds, 3b	John Mayberry, 1b
06-15-82	Philadelphia	Dick Davis, of	Wayne Nordhagen, of (to Pittsburgh) 'conditional'
10-27-82	New York (AL)	Tucker Ashford, 3b	Al Woods, of
11-5-82	Oakland	Cliff Johnson, dh	Dale Murray, rhp
12-9-82	New York (AL)	Dave Collins, of Mike Morgan, rhp Fred McGriff, 1b	Tom Dodd, of-c
02-4-83	Kansas City	Cecil Fielder, 1b	Leon Roberts, of
02-4-83	New York (NL)	Jorge Orta, dh-of	Steve Senteney, rhp
12-9-83	Seattle	Bryan Clark, lhp	Barry Bonnell, of
12-19-83	Kansas City	Willie Aikens, if-dh	Jorge Orta, dh-of
12-8-84	Oakland	Bill Caudill, rhp	Dave Collins, of Alfredo Griffin, ss
01-26-85	San Francisco	Gary Lavelle, lhp	Jim Gott, rhp Jack McKnight, rhp Augie Schmidt, if
04-1-85	Philadelphia	Len Matuszek, 1b-dh	Dave Shipanoff, rhp Jose Escobar, if Ken Kinnard, of
07-9-85	Los Angeles	Al Oliver, dh	Len Matuszek, 1b-dh
08-29-85	Texas	Cliff Johnson, dh	Matt Williams, rhp Greg Ferlanda, rhp Jeff Mays, rhp
07-5-86	Atlanta	Duane Ward, rhp	Doyle Alexander, rhp
07-6-86	Atlanta	Joe Johnson, rhp	Jim Acker, rhp
02-2-87	Atlanta	Craig McMurtry, rhp	Damaso Garcia, if Luis Leal, rhp



DATE	CLUB	OBTAINED	FOR
07-14-87	Kansas City	Juan Beniquez, of-dh	Luis Aquino, rhp
08-31-87	Baltimore	Mike Flanagan, lhp	Oswald Peraza, rhp
04-30-89	New York (AL)	Al Leiter, lhp	Jose Mesa, rhp
07-31-89	New York (NL)	Mookie Wilson, of	Jesse Barfield, of
			Jeff Musselman, lhp
08-24-89	Atlanta	Jim Acker, rhp	Mike Brady, rhp
			Tony Castillo, lhp
12-17-89	Atlanta	Ricky Tricek, rhp	Francisco Cabrera, c
			Ernie Whitt, c
07-27-90	Minnesota	John Candelaria, lhp	Kevin Batiste, of
			Nelson Liriano, if
09-17-90	Cleveland	Bud Black, lhp	Pedro Munoz, of
			Mauro Gozzo, rhp
			Alex Sanchez, rhp
11-6-90	Atlanta	Nate Cromwell, lhp	Steve Cummings, rhp
12-2-90	California	Devon White, of	Earl Sanders, rhp
		Willie Fraser, rhp	Junior Felix, of
		Marcus Moore, rhp	Luis Sojo, if
12-5-90	San Diego	Joe Carter, of	Ken Rivers, c
		Roberto Alomar, if	Tony Fernandez, ss
01-15-91	Baltimore	Rene Gonzales, if	Fred McGriff, 1b
06-27-91	Cleveland	Tom Candiotti, rhp	Rob Blumberg, lhp
		Turner Ward, of	Glenallen Hill, of
			Mark Whiten, of
07-14-91	Chicago (AL)	Cory Snyder, of	Denis Boucher, lhp
			Shawn Jeter, of
08-9-91	Milwaukee	Candy Maldonado, of	Steve Wapnick, rhp
			Rob Wisniewski, rhp
07-30-92	California	Mark Eichhorn, rhp	William Suero, 2b
			Rob Ducey, of
08-28-92	New York (NL)	David Cone, rhp	Greg Myers, C
			Jeff Kent, if
12-8-92	California	Luis Sojo, if	Ryan Thompson, of
03-30-93	San Diego	Darrin Jackson, of	Kelly Gruber, 3b
			Derek Bell, of
06-11-93	New York (NL)	Tony Fernandez, ss	Stoney Briggs, of
07-31-93	Oakland	Rickey Henderson, of	Darrin Jackson, of
			Steve Karsay, rhp
03-29-94	Chicago (AL)	Mike Huff, of	Jose Herrera, of
			Domingo Martinez, if
<b>GORD ASH</b>			
11-18-94	Florida	Scott Pace, lhp	Eddie Zosky, if
12-5-94	Philadelphia	Monetary compensation	Rob Butler, of
04-6-95	Kansas City	David Cone, rhp	David Sinnes, rhp
			Anthony Medrano, if
			Chris Stynes, if
07-28-95	New York (AL)	Marty Janzen, rhp	David Cone, rhp
		Jason Jarvis, rhp	
08-31-95	Texas	Mike Gordon, rhp	
12-7-95	Philadelphia	Player to be named later	Candy Maldonado, of
		Paul Quantrill, rhp	Howard Battle, if
12-18-95	Seattle	Bill Risley, rhp	Ricardo Jordan, lhp
		Miguel Cairo, if	Paul Menhart, rhp
05-15-96	Pittsburgh	Jacob Brumfield, of	Edwin Hurtado, rhp
08-22-96	Chicago (AL)	Luis Andujar, rhp	D.J.Boston, 1b
		Allen Halley, rhp	Domingo Cedenro, if
11-14-96	Pittsburgh	Carlos Garcia, if	Tony Castillo, lhp
		Orlando Merced, of	Jose Silva, rhp
		Dan Plesac, lhp	Jose Pett, rhp
			Mike Halperin, lhp
			Abraham Nunez, if
			Craig Wilson, c
			Brandon Cromer, if
11-20-96	Texas	Player to be named later	Lonell Roberts, of
11-20-96	Chicago (NL)	Jason Stevenson, rhp	Miguel Cairo, if
12-11-96	Detroit	Anton French, of	Roberto Duran, lhp
12-20-96	New York (NL)	Robert Person, rhp	John Olerud, 1b
03-17-97	Texas	Lonell Roberts, of	Player to be named from 11-20-96 trade
07-31-97	Seattle	Jose Cruz Jr., of	Mike Timlin, rhp
			Paul Spoljaric, lhp
08-12-97	Los Angeles	Bobby Cripps, c	Otis Nixon, of
03-14-98	Texas	Kevin Brown, c	Tim Crabtree, rhp
07-30-98	Boston	Peter Munro, rhp	Mike Stanley, dh
		Jay Yennaco, rhp	
07-31-98	Baltimore	Nerio Rodriguez, rhp	Juan Guzman, rhp
		Shannon Carter, of	



DATE	CLUB	OBTAINED	FOR
07-31-98	New York (NL)	Leo Estrella, rhp	Tony Phillips, of
08-6-98	San Diego	Brian Loyd, c	Randy Myers, lhp
12-13-98	San Diego	Joey Hamilton, rhp	Woody Williams, rhp
			Carlos Almanzar, rhp
			Peter Tucci, of
12-14-98	Detroit	Eric Ludwick, rhp	Beiker Graterol, rhp
02-18-99	New York (AL)	Homer Bush, if	Roger Clemens, rhp
		Graeme Lloyd, lhp	
		David Wells, lhp	
03-30-99	Anaheim	Dave Hollins, if	Tomas Perez, if
05-05-99	Philadelphia	Paul Spoljaric, lhp	Robert Person, rhp
06-12-99	Arizona	Tony Batista, if	Dan Plesac, lhp
		John Frascatore, rhp	
07-28-99	Seattle	David Segui, if	Tom Davey, rhp
			Steve Sinclair, lhp
08-09-99	Colorado	Brian McRae, of	Player to be named later
			(Pat Lynch, rhp, 08-25-99)
11-08-99	Los Angeles	Pedro Borbon, lhp	Shawn Green, of
		Raul Mondesi, of	Jorge Nunez, if
11-11-99	St. Louis	Alberto Castillo, c	Pat Hentgen, rhp
		Matt Dewitt, rhp	Paul Spoljaric, lhp
		Lance Painter, lhp	
03-16-00	Montreal/Texas	Brad Fuller, if	David Segui, if (Texas)
			Lee Stevens, if (Montreal)
03-22-00	New York (NL)	Jersen Perez, if	Jim Mann, rhp
07-19-00	Texas	Esteban Loaiza, rhp	Mike Young, if
			Darwin Cubillan, rhp
07-26-00	Philadelphia	Rob Ducey, of	Player to be named later
			(John Sneed, rhp, 07-31-00)
07-31-00	Tampa Bay	Steve Trachsel, rhp	Brent Abernathy, if
		Mark Guthrie, lhp	
08-04-00	Texas	Dave Martinez, of	Player to be named later
			(Pete Munro, rhp, 08-08-00)
08-06-00	Philadelphia	Mickey Morandini, if	Player to be named later
			(Rob Ducey, of, 08-07-00)
11-07-00	Chicago (AL)	Scott Eyre, lhp	Gary Glover, rhp
11-22-00	Cincinnati	Steve Parris, rhp	Clayton Andrews, lhp
			Leo Estrella, rhp
12-11-00	Baltimore	Jayson Werth, c	John Bale, lhp
12-11-00	Chicago (NL)	Cole Liniak, if	Player to be named later
01-14-01	Chicago (AL)	Mike Sirotka, lhp	David Wells, lhp
		Kevin Beirne, rhp	Matt DeWitt, rhp
		Mike Williams, rhp	
		Brian Simmons, of	
01-16-01	Florida	Player to be named later	Chad Mottola, of
		(Cash considerations)	
03-22-01	Chicago (AL)	Matt DeWitt, rhp	Mike Williams, rhp
<b>J.P. RICCIARDI</b>			
12-07-01	Oakland	Eric Hinske, if	Billy Koch, rhp
		Justin Miller, rhp	
12-10-01	Chicago (NL)	Felix Heredia, lhp	Alex Gonzalez, if
		Player to be named later	
		(James Deschaine, if, 12-13-01)	
12-13-01	Los Angeles	Luke Prokopec, rhp	Cesar Izturis, if
		Chad Ricketts, rhp	Paul Quantrill, rhp
01-02-02	Oakland	Tom Wilson, c	Mike Kremblas, c
01-17-02	Anaheim	Brian Cooper, rhp	Brad Fullmer, if
05-15-02	Houston	Player to be named later	Pedro Borbon, lhp
		(cash considerations)	
05-26-02	Philadelphia	Cliff Politte, rhp	Dan Plesac, lhp
07-01-02	New York (AL)	Scott Wiggins, lhp	Raul Mondesi, of
11-16-02	Oakland	Cory Lidle, rhp	Mike Rouse, if
			Chris Mowday, rhp
12-15-02	Oakland/Arizona/Cincinnati	Player to be named later	Felipe Lopez, if
		(Jason Arnold, rhp, 12-16-02)	
01-07-03	Oakland	John-Ford Griffin, of	Player to be named later
07-16-03	Minnesota	Bobby Kielty, OF	Shannon Stewart, OF
			Player to be named later
			(David Gassner, lhp, 12-17-03)
11-18-03	Oakland	Ted Lilly, lhp	Bobby Kielty, of
			Player to be named later
12-14-03	Colorado/Tampa Bay	Justin Speier, rhp	Mark Hendrickson, lhp (Tampa Bay)
			Player to be named later (Colorado)
			(Sandy Nin, rhp, 12-15-03)
			Joe Kennedy, lhp (Colorado)



DATE	CLUB	OBTAINED	FOR
03-29-04	Los Angeles	Jason Frasor, rhp	Jayson Werth, of
05-12-04	Oakland	Frank Menechino, if	Future considerations
07-24-04	Boston	John Hattig, if	Terry Adams, rhp
08-06-04	Cleveland	Eric Crozier, if	Josh Phelps, if
12-02-04	Cleveland	John McDonald, if	Thomas Mastny, rhp
12-12-04	Tampa Bay	Chad Gaudin, rhp	Kevin Cash, c
01-12-05	Arizona	Shea Hillenbrand, if	Adam Peterson, rhp
07-22-05	Detroit	Player to be named later (cash considerations)	John McDonald, if
11-10-05	Detroit	John McDonald, if	Cash considerations
12-05-05	Oakland	Player to be named later (Dustin Majewski, of)	Chad Gaudin, rhp
12-07-05	Milwaukee	Lyle Overbay, if Player to be named later (Ty Taubenheim, rhp)	Dave Bush, rhp Gabe Gross, of Player to be named later (Zach Jackson, lhp) Orlando Hudson, 2B Miguel Batista, rhp Corey Koskie, if Bubbie Buzachero, rhp Shea Hillenbrand, if Vinnie Chulk, rhp Scott Schoeneweis, lhp
12-27-05	Arizona	Troy Glaus, if Sergio Santos, if	
01-06-06	Milwaukee	Brian Wolfe, rhp	
01-17-06	Cleveland	Brian Tallet, rhp	
07-22-06	San Francisco	Jeremy Accardo, rhp	
08-16-06	Cincinnati	Player to be named later (Trevor Lawhorn, if)	
08-17-06	Boston	Player to be named later	Eric Hinske, if-of
11-18-07	Oakland	Marco Scutaro, if	Graham Godfrey, if Kristian Bell, rhp Player to be named later (Justin James, rhp)
12-05-07	Cincinnati	Buck Coats, of	Troy Glaus, if Cash considerations Cash considerations Player to be named later (Robinson Diaz, c) Matt Stairs, of
01-14-08	St. Louis	Scott Rolen, if	
05-09-08	Texas	Kevin Mench, of	
06-05-09	Oakland	Kevin Melillo, if	
08-21-08	Pittsburgh	Jose Bautista, if	
08-30-08	Philadelphia	Player to be named later (Fabio Castro, lhp)	
08-31-08	Arizona	Chad Beck, rhp	David Eckstein, if
02-10-09	San Diego	Matt Bush, rhp	Player to be named later or cash considerations Curtis Thigpen, c Scott Rolen, if
03-27-09	Oakland	Player to be named later	
07-31-09	Cincinnati	Edwin Encarnacion, if Josh Roenicke, rhp Zach Stewart, rhp	
<b>ALEX ANTHOPOULOS</b>			
12-16-09	Philadelphia	Kyle Drabek, rhp Michael Taylor, of Travis D'Amaud, c	Roy Halladay, rhp Cash considerations
12-16-09	Oakland	Brett Wallace, if	
12-23-09	Seattle	Brandon Morrow, rhp	Michael Taylor, of Brandon League, rhp Johermyn Chavez, of Cash considerations Cash considerations Cash considerations Cash considerations Dana Eveland, lhp Alex Gonzalez, if Tyler Pastornicky, if Tim Collins, lhp Brett Wallace, if Player to be named later or cash considerations Trystan Magnuson, rhp Daniel Farquhar, rhp Cash considerations Shaun Marcum, rhp Vernon Wells, of
01-9-10	Cleveland	Zach Jackson, lhp	
01-20-10	San Francisco	Merkin Valdez, rhp	
02-06-10	Oakland	Dana Eveland, lhp	
04-15-10	San Francisco	Fred Lewis, of	
06-01-10	Pittsburgh	Ronald Uviedo, rhp	
07-14-10	Atlanta	Yunel Escobar, if Jo-Jo Reyes, lhp	
07-29-10	Houston	Anthony Gose, of	
11-04-10	Colorado	Miguel Olivo, c	
11-17-10	Oakland	Rajai Davis, of	
12-03-10	Milwaukee	Carlos Villanueva, rhp	
12-06-10	Milwaukee	Brett Lawrie, if	
01-21-11	Los Angeles (AL)	Mike Napoli, c Juan Rivera, of	
01-25-11	Texas	Frank Francisco, rhp	Mike Napoli, c Cash considerations David Purcey, lhp Juan Rivera, of Jason Frasor, rhp Zach Stewart, rhp Edwin Jackson, rhp Octavio Dotel, rhp Marc Rzepczynski, lhp Corey Patterson, of
03-29-11	Cleveland	Jayson Nix, if	
04-18-11	Oakland	Daniel Farquhar, rhp	
07-12-11	Los Angeles (NL)	Cash considerations	
07-27-11	Chicago (AL)	Edwin Jackson, rhp Mark Teahen, if/of Colby Rasmus, of Brian Tallet, lhp Trever Miller, lhp P.J. Walter, rhp	
07-27-11	St. Louis		



DATE	CLUB	OBTAINED	FOR
08-23-11	Arizona	Kelly Johnson, if	Aaron Hill, if
11-04-11	Oakland	Trystan Magnuson, rhp	John McDonald, if
11-26-11	Cleveland	Luis Valbuena, if	cash considerations
12-03-11	Los Angeles (AL)	Jeff Mathis, c	Brad Mills, lhp
12-06-11	Chicago (AL)	Sergio Santos, rhp	Nestor Molina, rhp
12-12-11	Philadelphia	Ben Francisco, of	Frank Gailey, lhp
01-01-12	Chicago (AL)	Jason Frasor, rhp	Daniel Webb, rhp
07-20-12	Houston	J.A. Happ, lhp	Myles Jaye, rhp
		Brandon Lyon, rhp	Francisco Cordero, rhp
		David Carpenter, rhp	Ben Francisco, of
			Carlos Perez, c
			Asher Wojciechowski, rhp
			David Rollins, lhp
			Joe Musgrove, rhp
			player to be named later
			(Kevin Comer, rhp)
07-30-12	Pittsburgh	Brad Lincoln, rhp	Travis Snider, of
07-30-12	Seattle	Steve Delabar, rhp	Eric Thames, of
08-24-12	Oakland	cash considerations	Jesse Chavez, rhp
09-21-12	Milwaukee	cash considerations	Yorvit Torrealba, c
10-21-12	Boston	Mike Aviles, if	David Carpenter, rhp
11-03-12	Cleveland	Esmil Rogers, rhp	Mike Aviles, if
			Yan Gomes, c
11-08-12	Kansas City	Jeremy Jeffress, rhp	cash considerations
11-19-12	Miami	Josh Johnson, rhp	Yunel Escobar, if
		Mark Buehrle, lhp	Jeff Mathis, c
		Jose Reyes, if	Adeiny Hechavarria, if
		Emilio Bonifacio, if/of	Henderson Alvarez, rhp
		John Buck, c	Jake Marisnick, of
			Justin Nicolino, lhp
12-17-12	New York (NL)	R.A. Dickey, rhp	Anthony Desclafani, rhp
		Josh Thole, c	Noah Syndergaard, rhp
		Mike Nickeas, c	Travis d'Arnaud, c
			John Buck, c
02-23-13	Philadelphia	Michael Schwimer, rhp	Wuimer Becerra, of
04-01-13	Chicago (AL)	cash considerations	Art Charles, if
04-22-13	Chicago (AL)	cash considerations	Lars Anderson, if
08-14-13	Kansas City	player to be named later	Casper Wells, of
		or cash considerations	Emilio Bonifacio, if
12-03-13	Philadelphia	Rob Rasmussen, lhp	Brad Lincoln, rhp
		Erik Kratz, c	
12-12-13	Los Angeles (AL)	International cap space	Brian Moran, lhp
07-25-14	Oakland	cash considerations	Deck McGuire, rhp
07-28-14	Kansas City	Danny Valencia, if	Erik Kratz, c
08-31-14	Philadelphia	John Mayberry Jr., if/of	Liam Hendriks, rhp
10-30-14	Kansas City	Liam Hendriks, rhp	Gustavo Pierre, if
11-01-14	Milwaukee	Marco Estrada, rhp	Santiago Nessesy, c
11-12-14	Detroit	Devon Travis, if	Adam Lind, if
11-28-14	Oakland	Josh Donaldson, if	Anthony Gose, of
			Brett Lawrie, if
			Sean Nolin, lhp
			Kendall Graveman, rhp
12-03-14	Seattle	Michael Saunders, of	Franklin Barreto, if
02-04-15	Colorado	Jayson Aquino, lhp	J.A. Happ, lhp
05-03-15	Los Angeles (NL)	cash considerations	Tyler Ybarra, lhp
05-04-15	Los Angeles (NL)	cash considerations	Andy Wilkens, if
05-10-15	Pittsburgh	cash considerations	Matt West, rhp
05-15-15	Houston	Ronald Torreyes, if	Jayson Aquino, lhp
06-12-15	Los Angeles (NL)	cash considerations	cash or player to be named later
07-28-15	Colorado	Troy Tulowitzki, if	Ronald Torreyes, if
		LaTroy Hawkins, rhp	Jose Reyes, if
			Miguel Castro, rhp
			Jeff Hoffman, rhp
			Jesus Tinoco, rhp
07-30-15	Detroit	David Price, lhp	Daniel Norris, lhp
			Matt Boyd, lhp
07-31-15	Oakland	cash considerations	Jairo Labourt, lhp
07-31-15	Seattle	Mark Lowe, rhp	Felix Doubront, lhp
			Nick Wells, lhp
07-31-15	Philadelphia	Ben Revere, of	Rob Rasmussen, lhp
			Jacob Brentz, lhp
08-08-15	Arizona	Cliff Pennington, if	Alberto Tirado, lhp
09-13-15	Los Angeles (NL)	Darwin Barney, if	Jimmy Cordero, rhp
			Dawel Lugo, if
			player to be named later
			(Jack Murphy, c)

DATE	CLUB	OBTAINED	FOR
<b>TONY LACAVA</b>			
11-20-15	Oakland	Jesse Chavez, rhp	Liam Hendricks, rhp
<b>ROSS ATKINS</b>			
01-05-16	Oakland	Arnold Leon, rhp	cash or player to be named later
01-08-16	Washington	Drew Storen, rhp	Ben Revere, of
02-02-16	New York (NL)	Darrell Ceciliani, of	cash considerations
05-31-16	Atlanta	Jason Grilli, rhp	Sean Ratcliffe, rhp
06-01-16	Philadelphia	cash considerations	
07-26-16	San Diego	cash or player to be named later	Jimmy Paredes, if
		Melvin Upton, of	Hansel Rodriguez, rhp
		cash considerations	
07-26-16	Seattle	Joaquin Benoit, rhp	Drew Storen, rhp
08-01-16	Pittsburgh	Francisco Liriano, lhp	Drew Hutchison, rhp
		Reese McGuire, c	
		Harold Ramirez, of	
08-01-16	Houston	Scott Feldman, rhp	Gaudalpe Chavez, rhp
08-01-16	Los Angeles (NL)	Mike Bolsinger, rhp	Jesse Chavez, rhp
			cash considerations
08-26-16	Chicago (AL)	Dioner Navarro, c	Colton Turner, lhp
10-05-16	Pittsburgh	cash considerations	Brady Dragmire, rhp
04-18-17	Los Angeles (AL)	future considerations	Juan Graterol, c
04-22-17	Philadelphia	cash considerations	Ty Kelly, if
05-06-17	Texas	Patrick Cantwell, c	cash considerations
07-02-17	St. Louis	future considerations	Lane Thomas, of
07-02-17	Texas	Eduard Pinto, of	Jason Grilli, rhp
			cash considerations
07-03-17	Chicago (NL)	Miguel Montero, c	player to be named later
07-05-17	New York (AL)	future considerations	Jonathan Diaz, if
07-23-17	New York (AL)	Rob Refsnyder, if	Ryan McBroom, if
07-24-17	Minnesota	Nick Tepesch, rhp	cash considerations
07-31-17	Houston	Norichika Aoki, of	Francisco Liriano, lhp
		Teoscar Hernandez, of	
07-31-17	Cleveland	Thomas Pannone, lhp	Joe Smith, rhp
		Samad Taylor, if	
08-19-17	Miami	Tom Koehler, rhp and cash	Osman Gutierrez, rhp
12-01-17	St. Louis	Aledmys Diaz, if	J.B. Woodman, of
01-06-18	San Diego	Yangervis Solarte, if	Jared Carkuff, rhp
			Edward Olivares, of
01-19-18	St. Louis	Randal Grichuk, of	Conner Greene, rhp
			Dominic Leone, rhp
03-21-18	Kansas City	Sam Gaviglio, rhp	player to be named later
04-21-18	Cleveland	cash considerations	Jon Berti, if
05-09-18	Cleveland	Gio Urshela, if	player to be named later
			(Jon Berti, if)
06-28-18	Boston	Santiago Espinal, if	Steve Pearce, if/of
			cash considerations
07-26-18	New York (AL)	Brandon Drury, if	J.A. Happ, lhp
		Billy McKinney, of	
07-26-18	Colorado	Chad Spanberger, if	Seunghwan Oh, rhp
		Forrest Wall, if	
07-30-18	Houston	Ken Giles, rhp	Roberto Osuna, rhp
		David Paulino, rhp	
		Hector Perez, rhp	
07-31-18	Philadelphia	Jacob Waguespack, rhp	Aaron Loup, lhp
07-31-18	Los Angeles (NL)	Corey Copping, rhp	John Axford, rhp
08-04-18	New York (AL)	future considerations	Gio Urshela, if
08-09-18	Detroit	cash considerations	Nick Tepesch, rhp
08-14-18	Colorado	Bryan Baker, rhp	future considerations
08-31-18	Milwaukee	Demi Orimoloye, of	Curtis Granderson, of
08-31-18	Cleveland	player to be named later	Josh Donaldson, if
		(Julian Merryweather, rhp)	
11-17-18	Houston	Trent Thornton, rhp	Aledmys Diaz, if
12-30-18	San Diego	Clayton Richard, lhp	Connor Panas, of
01-04-19	Tampa Bay	cash considerations	Oliver Drake, rhp
01-11-19	Los Angeles (NL)	Andrew Sopko, rhp	Russell Martin, c
		Ronny Brito, ss	cash considerations
03-08-19	Baltimore	future considerations	Dwight Smith Jr., of
03-17-19	Kansas City	Jason Adam, rhp	cash considerations
03-26-19	Cincinnati	Jordan Patterson, of	cash considerations
03-27-19	Oakland	Jesus Lopez, if	Kendrys Morales, if
		future considerations	cash considerations
04-02-19	San Francisco	Juan De Paula, rhp	Kevin Pillar, of
		Alen Hanson, if	
		Derek Law, rhp	
04-02-19	San Diego	Socrates Brito, of	Rodrigo Orozco, of



DATE	CLUB	OBTAINED	FOR
05-10-19	Pittsburgh	Patrick Kivlehan, of	cash considerations
05-11-19	Oakland	Edwin Jackson, rhp	cash considerations
06-13-19	Pittsburgh	Nick Kingham, rhp	cash considerations
07-17-19	New York (NL)	Wilmer Font, rhp	cash considerations
07-17-19	Baltimore	Yeltsin Gudino, if	cash considerations
07-28-19	Tampa Bay	two players to be named later (Edisson Gonzalez, rhp) (Curtis Taylor, rhp)	Eric Sogard, if
07-28-19	New York (NL)	Anthony Kay, lhp	Marcus Stroman, rhp
07-30-19	Chicago (NL)	Simeon Woods Richardson, rhp	David Phelps, rhp
07-31-19	Houston	Thomas Hatch, rhp	Joe Biagini, rhp
		Derek Fisher, of	Aaron Sanchez, rhp
07-31-19	Washington	Kyle Johnston, rhp	Cal Stevenson, of
11-04-19	Milwaukee	Chase Anderson, rhp	Daniel Hudson, rhp
11-25-19	Cincinnati	cash considerations	Chad Spanberger, if
			RHP Justin Shafer, rhp

## PLAYERS WITH MOST SEASONS AS A BLUE JAY

### (MINIMUM OF 10 SEASONS)

Seasons	Player	Years
15	Dave Stieb	1979-1992; 1998
12	Jim Clancy	1977-1988
12	Tony Fernandez	1983-1990; 1993; 1998-1999; 2001
12	Ernie Whitt	1977-1978; 1980-1989
12	Carlos Delgado	1993-2004
12	Roy Halladay	1998-2009
12	Vernon Wells	1999-2010
11	Rance Mulliniks	1982-1992
10	Lloyd Moseby	1980-1990
10	Pat Hentgen	1991-1999; 2004
10	Shannon Stewart	1995-2003, 2008
10	Jose Bautista	2008-2017

## 10 HOME RUN GAME

The Blue Jays etched a page in the MLB record book with a 10-HR performance against the Baltimore Orioles on Sept. 14, 1987. Following is a list of highlights from that game:

In the 18-3 victory the Blue Jays received homers from Ernie Whitt (3), Goerge Bell (2), Rance Mulliniks (2), Fred McGriff (1), Rob Ducey (1) and Lloyd Moseby (1). The clubs combined to hit 11 home runs in the game, to tie the Major League mark. A club record of 53 total bases in the game was set, which is tied for 5th most all-time.



## FREE AGENCY FOR PLAYERS ON THE 40-MAN ROSTER

1978	Luis Gomez	from ATLANTA BRAVES	2004	Miguel Batista	from ARIZONA DIAMONDBACKS
1984	Dennis Lamp	from CHICAGO WHITE SOX		V. DeLosSantos	from PHILADELPHIA PHILLIES
1985	Gary Allenson	from BOSTON RED SOX		Pat Hentgen	from BALTIMORE ORIOLES
1989	Bob Brenly	from SAN FRANCISCO GIANTS		Kerry Ligtenberg	from BALTIMORE ORIOLES
	Tom Lawless	from ST. LOUIS CARDINALS		Chris Gomez	from MINNESOTA TWINS
1991	Ken Dayley	from ST. LOUIS CARDINALS		Terry Adams	from PHILADELPHIA PHILLIES
1991	Pat Tabler	from NEW YORK METS		Corey Koskie	from MINNESOTA TWINS
1992	Jack Morris	from MINNESOTA TWINS	2005	Billy Koch	from FLORIDA MARLINS
	Dave Winfield	from CALIFORNIA ANGELS		Scott Schoeneweis	from CHICAGO WHITE SOX
	Alfredo Griffin	from LOS ANGELES DODGERS		B.J. Ryan	from BALTIMORE ORIOLES
	Kent Anderson	from CALIFORNIA ANGELS		A.J. Burnett	from FLORIDA MARLINS
	Eric Plunk	from NEW YORK YANKEES		Bengie Molina	from LOS ANGELES ANGELS
1993	Dick Schofield	from CALIFORNIA ANGELS	2006	Jean Machi	from TAMPA BAY DEVIL RAYS
	Dave Stewart	from OAKLAND ATHLETICS		Matt Roney	from OAKLAND ATHLETICS
	Paul Molitor	from MILWAUKEE BREWERS		Frank Thomas	from OAKLAND ATHLETICS
	Darnell Coles	from CINCINNATI REDS		Royce Clayton	from WASHINGTON NATIONALS
	Danny Cox	from PITTSBURGH PIRATES		John Thomson	from ATLANTA BRAVES
	Tony Castillo	from NEW YORK METS		Tomo Ohka	from MILWAUKEE BREWERS
1994	Greg Cadaret	from KANSAS CITY ROYALS	2007	David Eckstein	from ST. LOUIS CARDINALS
1995	Danny Darwin	from BOSTON RED SOX		Rod Barajas	from PHILADELPHIA PHILLIES
	Candy Maldonado	from TEXAS RANGERS	2009	Alex Gonzalez	from BOSTON RED SOX
1996	Erik Hanson	from BOSTON RED SOX		John Buck	from KANSAS CITY ROYALS
	Otis Nixon	from TEXAS RANGERS		Kevin Gregg	from CHICAGO CUBS
	Charlie O'Brien	from ATLANTA BRAVES	2010	Jose Molina	from NEW YORK YANKEES
	Ruben Amaro	from CLEVELAND INDIANS		Nick Green	from LOS ANGELES DODGERS
	Brian Bohanon	from DETROIT TIGERS	2011	Octavio Dotel	from COLORADO ROCKIES
	Rich Rowland	from BOSTON RED SOX		Jon Rauch	from MINNESOTA TWINS
	Juan Samuel	from KANSAS CITY ROYALS	2012	Darren Oliver	from TEXAS RANGERS
	Frank Viola	from CINCINNATI REDS		Francisco Cordero	from CINCINNATI REDS
1997	Benito Santiago	from PHILADELPHIA PHILLIES		Rick Vandenburg	from BALTIMORE ORIOLES
	Roger Clemens	from BOSTON RED SOX	2013	Maicer Izturis	from LOS ANGELES ANGELS
	Darrell Whitmore	from CHIBA LOTTE MARINES		Melky Cabrera	from SAN FRANCISCO GIANTS
	Mike Aldrete	from NEW YORK YANKEES		Henry Blanco	from ARIZONA DIAMONDBACKS
1998	Darrin Fletcher	from MONTREAL EXPOS		Mark DeRosa	from WASHINGTON NATIONALS
	Randy Myers	from BALTIMORE ORIOLES		Chien-Ming Wang	from NEW YORK YANKEES
	Pat Kelly	from NEW YORK YANKEES	2014	Dioner Navarro	from CHICAGO CUBS
	Craig Grebeck	from ANAHEIM ANGELS	2015	Russell Martin	from PITTSBURGH PIRATES
	Mike Stanley	from NEW YORK YANKEES		Justin Smoak	from SEATTLE MARINERS
	Tony Fernandez	from CLEVELAND INDIANS	2016	J.A. Happ	from PITTSBURGH PIRATES
	Phil Plantier	from ST. LOUIS CARDINALS		Gavin Floyd	from CLEVELAND INDIANS
	Jose Canseco	from OAKLAND ATHLETICS		Kendrys Morales	from KANSAS CITY ROYALS
1999	Joey Cora	from CLEVELAND INDIANS		Steve Pearce	from BALTIMORE ORIOLES
	Mike Matheny	from MILWAUKEE BREWERS	2017	Jose Bautista	from TORONTO BLUE JAYS
	Willie Greene	from BALTIMORE ORIOLES		J.P. Howell	from LOS ANGELES ANGELS
	Cecil Fielder	from CLEVELAND INDIANS	2018	Curtis Granderson	from LOS ANGELES DODGERS
	Mark Dalesandro	from CHICAGO CUBS		Jaime Garcia	from NEW YORK YANKEES
	Geronimo Berroa	from DETROIT TIGERS		Seunghwan Oh	from ST. LOUIS CARDINALS
2000	Frank Castillo	from PITTSBURGH PIRATES		Mike Hauschild	from TEXAS RANGERS
2001	Jason Dickson	from ANAHEIM ANGELS		Matt Shoemaker	from LOS ANGELES ANGELS
	Jeff Frye	from COLORADO ROCKIES	2019	Clay Buchholz	from ARIZONA DIAMONDBACKS
	Trenidad Hubbard	from BALTIMORE ORIOLES		Freddy Galvis	from SAN DIEGO PADRES
	Dan Plesac	from ARIZONA DIAMONDBACKS		Daniel Hudson	from LOS ANGELES DODGERS
	Ryan Thompson	from NEW YORK YANKEES		David Phelps	from SEATTLE MARINERS
	Marty Cordova	from BOSTON RED SOX			
2002	Dave Berg	from FLORIDA MARLINS			
2003	Mike Bordick	from BALTIMORE ORIOLES			
	Frank Catalanotto	from TEXAS RANGERS			
	Doug Creek	from SEATTLE MARINERS			
	Greg Myers	from OAKLAND ATHLETICS			
	Tanyon Sturtze	from TAMPA BAY DEVIL RAYS			
	Jeff Tam	from OAKLAND ATHLETICS			



# MAJOR LEAGUE RULE 5 DRAFT, 1977-2019

## TORONTO SELECTIONS:

Year	Player	Original Club	Status with Toronto
1977	Willie Upshaw (1B)	AAA-Syracuse, (NYY)	Played nine seasons in Toronto
	Andy Dyes (OF)	AAA-Denver, (MTL)	Spent one season in Toronto organization
1978	Ted Wilborn (OF)	AAA-Tacoma, (NYY)	Spent one season in Toronto organization
	Bob Davis (C)	AAA-Hawaii, (SD)	Played two seasons in Toronto
1979	Mike Macha (IF)	AAA-Richmond, (ATL)	Played one season in Toronto
1980	George Bell (OF)	AAA-Okl. City, (PHI)	Played nine seasons in Toronto
	Dan Whitmer (C)	AAA-Salt Lake, (CAL)	Played one season in Toronto
1981	Jim Gott (RHP)	AAA-Springfield, (STL)	Played three seasons in Toronto
	Anthony Johnson (OF)	AAA-Denver, (MTL)	Played one season in Toronto
1982	Jim Acker (RHP)	AAA-Richmond, (ATL)	In 2 stints, played 7 seasons for Toronto
	Mercedes Esquer (LHP)	AAA-Portland, (PIT)	Remained in the Toronto organization
1983	Kelly Gruber (IF)	AAA-Charleston, (CLE)	Played nine seasons in Toronto
	Terry Cormack (C)	AAA-Richmond, (ATL)	Returned to Atlanta on March 25, 1984
1984	Manuel Lee (IF)	AAA-Tuscon, (HOU)	Played eight seasons in Toronto
	Louis Thornton (OF)	AAA-Tidewater, (NYM)	Played three seasons in Toronto
1985	Jose DeJesus (RHP)	AAA-Omaha, (KC)	Returned to Kansas City on April 3, 1986
1986	Jose Nunez (RHP)	AAA-Omaha, (KC)	Played three seasons in Toronto
1990	Ricky Rhodes (RHP)	AAA-Columbus, (NYY)	Returned to New York on March 29, 1991
1992	Billy Taylor (RHP)	AAA-Richmond, (ATL)	Returned to Atlanta on April 1, 1993
1995	Carey Paige (RHP)	AA-Greenville, (ATL)	Remained in Toronto organization for two seasons
1997	Luis Saturria (OF)	A-Peoria, (STL)	Returned to St. Louis on March 20, 1998
1999	Dewayne Wise (OF)	A-Rockford, (CIN)	Played three seasons in Toronto
2001	Corey Thurman (RHP)	AAA-Omaha, (KC)	Played two seasons in Toronto
2002	Jason Dubois (OF)	A-Daytona, (CHC)	Returned to Chicago on March 15, 2003
	Aquilino Lopez (RHP)	AAA-Tacoma, (SEA)	Played two seasons in Toronto
	Gary Majewski (RHP)	AA-Birmingham, (CWS)	Returned to Chicago March 17, 2003
2003	Talley Haines (RHP)	AAA-Durham (TB)	Remained in Toronto organization, played for one season
2006	Jason Smith (IF)	AAA-Iowa (CHC)	Remained with the Club until May 15, 2007
2007	Randy Wells (RHP)	AAA-Iowa (CHC)	Returned to Chicago on April 16, 2008
2009	Zech Zinicola (RHP)	AAA-Syracuse (WSH)	Returned to Washington on March 18, 2010
2013	Brian Moran (LHP)	AAA-Tacoma (SEA)	Traded to the Los Angeles Angels on Dec. 12, 2013
2015	Joe Biagini (RHP)	AA-Richmond (SF)	Remains in Toronto organization
2016	Glenn Sparkman (RHP)	AAA-Omaha (KC)	Returned to Kansas City on July 8, 2017
2018	Elvis Luciano (RHP)	AAA-Omaha (KC)	

## FIRST-YEAR PLAYER DRAFT, 1ST ROUND SELECTIONS

1977	Tom Goffena-SS, #25	2000	Miguel Negron-OF, #18
1978	Lloyd Moseby-OF, #2	2001	Gabe Gross-OF, #15
1979	Jay Schroeder-C, #3	2002	Russ Adams-SS, #14
1980	Garry Harris-SS, #2	2003	Aaron Hill-SS, #13
1981	Matt Williams-RHP, #5	2004	David Purcey-LHP, #16
1981	John Cerutti-LHP, #21	2005	Ricky Romero-LHP, #6
1982	Augie Schmidt-SS, #2	2006	Travis Snider-OF, #14
1983	Matt Stark-C, #9	2007	Kevin Ahrens-INF, #16
1985	Greg David-OF, #25	2007	J.P. Arencibia-C, #21
1986	Earl Sanders-RHP, #25	2008	David Cooper-IB, #17
1987	Alex Sanchez-RHP, #17	2009	Chad Jenkins-RHP, #20
1988	Ed Sprague-3B, #25	2010	Deck McGuire-RHP, #11
1989	Eddie Zosky-SS, #19	2011	Tyler Beede-RHP, #21
1990	Steve Karsay-RHP, #22	2012	D.J. Davis-OF, #17
1991	Shawn Green-OF, #16	2012	Marcus Stroman-RHP, #22
1992	Shannon Stewart-OF, #19	2013	Phillip Bickford-RHP, #10
1992	Todd Stevenson-OF, #25	2014	Jeff Hoffman-RHP, #9
1993	Chris Carpenter-RHP, #15	2014	Max Pentecost-C, #11
1994	Kevin Witt-INF, #28	2015	Jon Harris-RHP, #29
1995	Roy Halladay-RHP, #17	2016	T.J. Zeuch-RHP, #21
1996	Billy Koch-RHP, #4	2017	Logan Warmoth-SS, #22
1996	Joe Lawrence-SS, #16	2017	Nate Pearson-RHP, #28
1997	Vernon Wells-OF, #5	2018	Jordan Groshans-SS, #12
1998	Felipe Lopez-SS, #8	2019	Alek Manoah-RHP, #11
1999	Alexis Rios-OF, #19		





## SELECTED FROM TORONTO:

Year	Player	Team	Status after draft
1981	Ramon Lora (C)	by Los Angeles	Returned to Toronto March 31, 1982
	Domingo Ramos (IF)	by Seattle	Played five seasons with Seattle
1983	Dave Geisel (LHP)	by Seattle	Played two seasons with Seattle
1984	Mike Morgan (RHP)	by Seattle	Played two seasons with Seattle
1986	Cliff Young (LHP)	by Oakland	Returned to Toronto April 6, 1987
	Stan Clarke (LHP)	by Seattle	Played one season with Seattle
1987	Joe Johnson (RHP)	by California	Played in California farm system
	Santiago Garcia (IF)	by Chicago (AL)	Played in Chicago farm system
1988	Colin McLaughlin (RHP)	by Seattle	Played in Seattle farm system
	Chris Jones (RHP)	by Los Angeles	Returned to Toronto March 31, 1989
	Geronimo Berroa (OF)	by Atlanta	Played two seasons with Atlanta
	Matt Stark (C)	by Atlanta	Returned to Toronto March 27, 1989
	Eric Yelding (IF)	by Chicago (NL)	Claimed on waivers by Houston April 3, 1989
1989	Steve Wapnick (RHP)	by Detroit	Returned to Toronto May 1, 1990
	Sil Campusano (OF)	by Philadelphia	Played one season with Philadelphia
	Xavier Hernandez (RHP)	by Houston	Played four seasons with Houston
1991	Jesse Cross (RHP)	by Minnesota	Returned to Toronto April 3, 1992
1992	Graeme Lloyd (LHP)	by Philadelphia	Acquired by Milwaukee for P. John Trisler
1993	Tim Hyers (IF)	by San Diego	Played two seasons with San Diego
1994	Todd Stevenson (OF)	by Detroit	Played with Detroit in 1995
	Freddy Garcia (3B)	by Pittsburgh	Played with Pittsburgh in 1995
1996	Mike Johnson (RHP)	by San Francisco	Traded to Baltimore
	Tom Davey (RHP)	by Baltimore	Returned to Toronto
1999	Brian Smith (RHP)	by Pittsburgh	Non-tendered, signed by Pittsburgh
	Jim Mann (RHP)	by New York (NL)	Spent one season in New York organization
2000	Jay Gibbons (1B)	by Baltimore	Played seven years in Baltimore
	Rendy Espina (LHP)	by Anaheim	Returned to Toronto
2002	Matt Ford (LHP)	by Milwaukee	Played one season in Milwaukee
2004	Tyrell Godwin (OF)	by Washington	Played one season in Washington
2005	Jamie Vermilyea (RHP)	by Boston	Returned to Toronto
	Steve Andrade (RHP)	by Tampa Bay	Played one season with both San Diego and Kansas City
2006	Francisco Mateo (LHP)	by Cincinnati	Released by the Reds on Aug. 9, 2007
2008	Ryan Klosterman (SS)	by Florida	Played full season in Florida organization
	Anthony Hatch (IF)	by Los Angeles (NL)	Played full season in Los Angeles Dodgers organization
2010	Brad Emaus (IF)	by New York (NL)	Played with Mets, returned to Toronto on April 21, 2011
2012	Mark Sobolewski (IF)	by Minnesota	Played in two levels at minor league level
2013	Evan Crawford (LHP)	by Chicago (AL)	Played in the White Sox farm system
2018	Jordan Romano (RHP)	by Chicago (AL)	
	Travis Bergen (LHP)	by San Francisco	

## 1991 ALL-STAR GAME

The 1991 All-Star Game was played at SkyDome (now Rogers Centre) in Toronto on Tuesday, July 9, 1991. It was the first time that the game had been held in Toronto and just the second time that it had been held outside of the United States (Montreal in 1982). Three Blue Jays players were selected to participate in the 63rd All-Star Game: second baseman Roberto Alomar, outfielder Joe Carter and pitcher Jimmy Key. As well, Manager Cito Gaston was a coach and Tommy Craig was named AL trainer. 52,382 fans came to SkyDome to watch the action unfold in person and millions more watched and listened to the mid-season classic on television and radio. 56 players from both the National and American Leagues came to Toronto to participate. Of those 56 players, 49 saw action as the American League defeated the National League by a 4-2 count. Toronto pitcher Jimmy Key was credited with the win in his second career All-Star Game appearance. Joe Carter was 1-for-1 with a run scored and Roberto Alomar went 0-for-4. It was the fourth consecutive win for the American League dating back to 1988.





## NATIONAL BASEBALL HALL OF FAME



### Roberto Alomar

#### SECOND BASEMAN

On July 24, 2011, thousands of Blue Jays fans were on hand in the village of Cooperstown, New York, to officially welcome Roberto Alomar to the Baseball Hall of Fame. It was a proud moment for the star second basemen, who was just the third Puerto Rican inductee, and the first Hall of Famer to be inducted as a member of the Toronto Blue Jays.

**"My time in Toronto was the best of my career. It was with Toronto that we won two World Series together. You guys embraced me from day one. You were with me through ups and downs and I am so proud to represent you here in Cooperstown as the first Toronto Blue Jay inducted into the Baseball Hall of Fame."**

**ROBERTO ALOMAR**

In five seasons with the Blue Jays from 1991 through 1995, Alomar displayed sparkling defense while winning five straight Gold Gloves. He never hit less than .295 and finished third in the American League behind teammates John Olerud and Paul Molitor with a .326 average in 1993. His five-year mark of .307 gives him the highest lifetime average of any player in Blue Jays history. Over the course of his 17-year career, he hit .300 with a .371 on-base percentage. He totaled 2,724 hits, 1,508 runs, 504 doubles, 80 triples, 210 home runs, 474 stolen bases, and 1,134 RBI.

### Tom Cheek

#### BLUE JAYS RADIO BROADCASTER

On July 27, 2013, Tom Cheek was inducted into the National Baseball Hall of Fame as the 2013 recipient of the Ford C. Frick Award. This award is presented annually for excellence in broadcasting by the National Baseball Hall of Fame and Museum.

Cheek, who passed away on October 9, 2005, called the first 4,306 regular-season and 41 postseason games in Toronto Blue Jays history, including the club's two World Series victories, from Toronto's first contest until June 2, 2004. His wife, Shirley Cheek, was on hand with her family to accept the 2013 Ford C. Frick award for broadcasting excellence on behalf of her husband.

"Tom Cheek was the voice of summer for generations of baseball fans in Canada and beyond," said Hall of Fame President Jeff Idelson. "He helped a nation understand the elements of the game and swoon for the summer excitement that the expansion franchise brought a hockey-crazed nation starting in the late 1970s. He then authored the vocal narrative of a team that evolved into one of the most consistent clubs of the 1980s and 1990s. We are thrilled to celebrate Tom's legacy with baseball broadcasting's highest honour."

His call of Joe Carter's World Series-winning home run in Game 6 of the 1993 Fall Classic – "Touch 'em all Joe! You'll never hit a bigger home run in your life." – quickly became embedded in the hearts of Blue Jays fans around the globe.



# TORONTO BLUE JAYS™

## RETIRED NUMBERS



### Roberto Alomar

#### SECOND BASEMAN

Hall of Fame second baseman Roberto Alomar was given the Toronto Blue Jays highest honour on July 31, 2011 when his uniform number was retired in a pregame ceremony at Rogers Centre. Alomar's number 12 is the first number retired by the Blue Jays in their 37-year history. Jackie Robinson's number 42 was retired by Major League Baseball on April 15, 1997.

**"Roberto is a very special part of the Toronto Blue Jays organization and arguably the greatest second baseman of all-time. His number deserves to be retired so that his contributions and excellence can stand as a model for all those who have the honour of wearing a Blue Jays uniform."**

**PAUL BEESTON**  
President & CEO,  
Toronto Blue Jays

**"This is an honour that I was not expecting. I knew my numbers were worthy of consideration for the Hall of Fame but for the Blue Jays to select my number 12 to be the first number they retire is a great honour."**

**ROBERTO ALOMAR**



### Roy Halladay

#### PITCHER

Eight-time All-Star Roy Halladay had his number raised to the rafters in a pregame Opening Day ceremony on March 29, 2018. His number 32 was just the second Blue Jays number to ever be retired, joining Roberto Alomar.

Doc's wife, Brandy, and two sons, Braden and Ryan, took the field with former Blue Jays players, Pat Hentgen, Chris Carpenter, Paul Quantrill, Scott Rolen, Jose Cruz Jr., Jason Fraser, Paul Spoljaric and Cito Gaston for the ceremony.

Halladay, who passed away in a plane crash on November 7, 2017, had his number 32 displayed as a commemorative patch on the left sleeve of all Blue Jays uniforms throughout the 2018 season.

**"Through Roy's values, pride, work ethic, and perseverance, he epitomized what it means to be a Blue Jay. And while his legacy is clear, it goes far beyond the number on his back or his on-field accomplishments, serving as a shining example of how to live a meaningful life and positively impact others."**

**Mark Shapiro**  
President & CEO,  
Toronto Blue Jays

## LEVEL OF EXCELLENCE

The Level of Excellence is an award bestowed by the Toronto Blue Jays Baseball Club, recognizing tremendous individual achievement. The names and, in some cases, uniform numbers of each of the honourees are displayed on the facing of 500 Level in Rogers Centre. The recipients of this prestigious award are as follows: **ROBERTO ALOMAR** (April 4, 2008), **PAUL BEESTON** (April 4, 2008), **GEORGE BELL** (April 9, 1996), **JOE CARTER** (July 30, 1999), **TOM CHEEK** (August 29, 2004), **CARLOS DELGADO** (July 21, 2013), **TONY FERNANDEZ** (September 23, 2001), **CITO GASTON** (July 30, 1999), **PAT GILLICK** (August 7, 2002) & **DAVE STIEB** (April 9, 1996).

### Roberto Alomar

#### SECOND BASEMAN

**ROBERTO ALOMAR** was elected into the National Baseball Hall of Fame on January 5, 2011 – the first player in franchise history to achieve that honour. On July 24, 2011 was inducted in the National Baseball Hall of Fame in Cooperstown along with the person who brought him over to Toronto from San Diego back in 1990, former Blue Jays GM Pat Gillick & RHP Bert Blyleven. Was selected on 90 percent of the ballots. Was acquired by Toronto along with OF Joe Carter in exchange for SS Tony Fernandez & 1B Fred McGriff from the San Diego Padres on December 5, 1990. Played five seasons in Toronto from 1990-1995, batted .307 with 55 HR, 342 RBI & 206 SB. In his time with the Blue Jays won two World Series Championships ('92 & '93), was named the ALCS MVP in '92 vs. Oakland, appeared in five all-star games ('91-'95), won five gold gloves ('91-'95) and was awarded a Silver Slugger in 1992. Appeared in 29 post-season games with the Blue Jays and batted .373 (44-118) with 18 runs, nine XBH, 18 RBI & 18 SB. Among the all-time Blue Jays second basemen ranks 1st in runs (447), 3B (35), RBI (338), AVG (.308), XBH (241) & SB (206). In 17 Major League seasons with San Diego, Toronto, Baltimore, Cleveland, New York Mets, Chicago White Sox & Arizona, batted .300 with 2,724 hits, 210 HR, 1,134 RBI & 474 SB. In 58 post season contests, batted .313 with four HR and 33 RBI.



### Paul Beeston

#### CHIEF EXECUTIVE OFFICER

**PAUL BEESTON**, a Welland, ON. native, is one of the Toronto Blue Jays founding fathers. He was the first employee of the Toronto Blue Jays, joining the club on May 10, 1976, only a month and a half after the granting of the Franchise. He became Vice-President of Business Operations in 1977, Executive Vice-President, Business in 1984, President and Chief Operating Officer in 1989 and Chief Executive Officer in 1991. His hard work and dedication have been recognized by many and in 1988, was named a Member of the Order of Canada. He was elected to the Board of Directors of the Baseball Hall of Fame in 1998 and was inducted into the Canadian Baseball Hall of Fame in 2002. From 1997 until 2002, Paul was President & COO of Major League Baseball in New York City. He then returned to Toronto in 2002 and served on the board of a number of philanthropic endeavours. On October 14, 2008, he was appointed CEO of the Toronto Blue Jays on an interim basis, responsible for the day-to-day operations of the baseball club and Rogers Centre. On October 27, 2009, he had the interim tag lifted and was appointed CEO of the Toronto Blue Jays and Rogers Centre. Following the 2015 season, Paul retired as Mark Shapiro replaced him as President & CEO of the Toronto Blue Jays and Rogers Centre.



### George Bell

#### OUTFIELDER

**GEORGE BELL** spent nine seasons with Toronto and ranks 3rd in club history in total bases (2201), RBI (740) and extra base hits (471). Is one of six players in the Club's history to have hit at least 200 home runs as a Blue Jay, ranking 6th with 202. In 1987, he was named the American League MVP, the only Blue Jay in club history to achieve the honour. That season he batted .308 with 47 home runs & 134 RBI. Made his first of two All Star appearances in 1987 when he became the first Blue Jay ever voted to the starting line-up. During his nine seasons, was a four-time club MVP, the Sporting News AL and Major League Player of the Year in 1987, a three-time Sporting News Silver Slugger, a two-time Sporting News All-Star team selection and the American League Player of the Week eight times. He also set a Major League record, hitting three home runs on Opening Day, April 4, 1988 at Kansas City.







## Joe Carter

### OUTFIELDER

**JOE CARTER** ranks 5th in club history in HR with 203 but will forever be remembered for just one, the 9th-inning blast on October 23 to win the 1993 World Series. In 1,039 games from 1991 to 1997 with Toronto, hit .257 with 578 runs scored, 218 doubles, 28 triples, 203 home runs, 736 RBI and 78 stolen bases. During his seven seasons he represented Toronto in five All-Star games including 1991 in Toronto, his first season with the Blue Jays after he was acquired from San Diego along with Roberto Alomar on December 5, 1990 in exchange for Tony Fernandez and Fred McGriff. Along with his tremendous on-field accomplishments, Joe and his wife were active off the field as the Diana & Joe Carter Foundation operated the "Jumpin' with Joe" program which provided needy children throughout the Toronto area with a day at Teen-Ranch, Christian Youth Camp and tickets for a Toronto Blue Jays game where Joe would speak to all of the children. He worked with many other charities including Ronald McDonald House and also hosted an annual charity golf tournament. In his 16-year Major League career, hit .259 with 432 doubles, 396 HR and 1,445 RBI while playing for the Chicago Cubs (1983), Cleveland Indians (1984-1989), San Diego Padres (1990), Toronto Blue Jays (1991-1997), Baltimore Orioles (1998) and the San Francisco Giants (1998).



## Tom Cheek

### BROADCASTER

**TOM CHEEK**, who called the first 4,306 regular-season and 41 postseason games in Toronto Blue Jays history, was selected as the 2013 recipient of the Ford C. Frick Award, presented annually for excellence in broadcasting by the National Baseball Hall of Fame and Museum. Cheek, who passed away after a lengthy and brave battle with brain cancer on Oct. 9, 2005, was honoured as part of Hall of Fame Weekend 2013, July 26-29 in Cooperstown, N.Y. He stood as the radio voice of the Blue Jays and, as one fan wrote, the "soundtrack of summer in Toronto" since the club's inception through 2004. He broadcast 4,306 consecutive regular season games (including 41 postseason contests) from 1977 through the midway point of the 2004 season when he was called away from the booth first by the sudden passing of his father and later by his own personal health problems. The banner in the Level of Excellence bearing his name, first unveiled in formal ceremonies held on August 29, 2004, is adorned with the number 4,306. That pays tribute to his longevity as the iron-man of baseball broadcasting. A veteran of the radio industry, he first joined the Blue Jays prior to the club's inaugural season after spending three seasons working on Montreal Expos broadcasts. Tom had been calling the balls, strikes and home runs starting with Doug Ault's big blasts on Opening Day in 1977. His call of Joe Carter's dramatic home run to win the 1993 World Series—"Touch 'em all Joe, you'll never hit a bigger home run in your life"—stands as one of the most memorable and famous moments in Canadian sports broadcasting history.



## Carlos Delgado

### FIRST BASEMAN

**CARLOS DELGADO** made his debut in 1993 and would remain with the club for 12 seasons finishing as the franchise leader in home runs (336), RBI (1,058), walks (827), slugging percentage (.556), OPS (.949), runs (889), total bases (2,786), doubles (343), extra base hits (690), times on base (2,362), hit-by-pitch (122), intentional walks (128) and at-bats per home run (14.9). The two-time All-Star (2000 and 2003) holds several Blue Jays single-season and career records. He won the Hank Aaron Award and Sporting News Player of the Year Award in 2000 and the Silver Slugger Award in 1999, 2000, and 2003.



## Tony Fernandez

### SHORTSTOP

**TONY FERNANDEZ** is the franchise leader in games (1,450), hits (1,583), 3B (72), and ranks 3rd in 2B (291), 3rd in AVG (.297), 4th in SB (172), 5th in runs (704), TB (2,198), and 6th in BB (439). Had four separate stints with the Blue Jays totalling 12 seasons and was a member of the 1993 World Series Champions where he led the team with nine RBI and batted .333 in the six WS games. Was selected to play on five All-Star teams, including four with Toronto, and won four straight AL Gold Glove Awards at shortstop from 1986-1989 with the Blue Jays. Ranks 11th on the all-time hits list for a Dominican born player (2,276 total).



## Cito Gaston

### MANAGER

**CITO GASTON** led the Blue Jays to two World Championships, two American League Championships and four American League East titles in nine seasons as the Manager from 1989 to 1997. Began as the Blue Jays hitting coach in 1981 where he groomed many young players including George Bell, Lloyd Moseby, Cecil Fielder, Jesse Barfield and Fred McGriff. In 1989 he served as the interim manager of the club before he was named the 5th manager in team history on May 31, 1989. Had the honour of managing in two All-Star games, 1993 and 1994. During his years as manager Cito gave much of his time to charity events throughout Toronto including the annual Cito Gaston Golf Classic. Gaston returned to the Blue Jays for two seasons as hitting coach in 2000 and 2001. Was named Club Ambassador and Special Assistant to the President and CEO, along with former Blue Jay right-hander Pat Hentgen, in early 2007. On June 20, 2008 was named Manager of the Toronto Blue Jays, his 2nd stint as the club's skipper. In 2010, Cito's last season as manager, led the Blue Jays to an 85-77 record. Has a club-high 913 victories as the Blue Jays manager (913-851 overall).



## Pat Gillick

### GENERAL MANAGER

**PAT GILLICK**, who was instrumental in building the organization from an expansion team in 1977 to World Series Champions in 1992 and 1993, was inducted into the National Baseball Hall of Fame in Cooperstown on July 24, 2011 along with the player he brought over from San Diego to Toronto, Roberto Alomar. Was the 6th man to be honoured by the Toronto Blue Jays to the Level of Excellence in August of 2002. Began his career with the Blue Jays in 1976 as the VP of Player Personnel. Was responsible for the development of players like Dave Stieb, Jesse Barfield and Jimmy Key through the draft and utilized the Major League Rule 5 draft to secure talents such as Willie Upshaw, George Bell, Jim Gott and Kelly Gruber. Was known for completing shrewd trades to acquire the likes of Alfredo Griffin, Damaso Garcia, Fred McGriff, Roberto Alomar, Joe Carter and assembling talent like Tom Henke, Devon White, Dave Winfield, Jack Morris and Paul Molitor. During his tenure, the Blue Jays produced 11 consecutive winning seasons from 1983 to 1993 and in that span, brought five American League East Division titles to Toronto, two American League Championships and World Series victories in 1992 and 1993.



## Dave Stieb

### PITCHER

**DAVE STIEB** is the franchise leader in wins (175), IP (2873.0), SO (1658), GS (408), ShO (30) and CG (103). Spent 15 seasons with Toronto, longer than any player in franchise history. Appeared in an AL record seven All-Star games and was the starting pitcher in both 1983 and 1984. Recorded the only no-hitter in Blue Jays history on September 2 1990 vs. the Indians in Cleveland. In 1982, was named the Sporting News Pitcher of the Year after a 17-14 season with a 3.25 ERA and led the league in IP (288.0) and CG (20). Was the Blue Jays Pitcher of the Year six times, a three-time winner of the AL Pitcher of the Month and a three-time winner of the AL Player of the Week.



# LEAGUE AWARDS

## BASEBALL WRITERS ASSOCIATION OF AMERICA AWARDS

### **MOST VALUABLE PLAYER**

1987 – George Bell  
2015 – Josh Donaldson

### **ROOKIE OF THE YEAR**

1979 – Alfredo Griffin  
2002 – Eric Hinske

### **CY YOUNG AWARD**

1996 – Pat Hentgen  
1997 – Roger Clemens  
1998 – Roger Clemens  
2003 – Roy Halladay

### **MANAGER OF THE YEAR**

1985 – Bobby Cox

## HANK AARON AWARD

2000 – Carlos Delgado    2010 – Jose Bautista    2011 – Jose Bautista    2015 – Josh Donaldson

## EDGAR MARTINEZ AWARD

2009 – Adam Lind

## SILVER SLUGGER AWARD

1982 – Damaso Garcia, 2B  
1983 – Lloyd Moseby, OF  
1985 – George Bell, OF  
1986 – George Bell, OF  
1986 – Jesse Barfield, OF  
1987 – George Bell, OF  
1989 – Fred McGriff, 1B  
1990 – Kelly Gruber, 3B  
1991 – Joe Carter, OF

1992 – Roberto Alomar, 2B  
1992 – Joe Carter, OF  
1992 – Dave Winfield, DH  
1993 – Paul Molitor, DH  
1998 – Jose Canseco, DH  
1999 – Shawn Green, OF  
Carlos Delgado, 1B  
2000 – Carlos Delgado, 1B  
2003 – Carlos Delgado, 1B  
Vernon Wells, OF

2009 – Aaron Hill, 2B  
Adam Lind, DH  
2010 – Jose Bautista, OF  
2011 – Jose Bautista, OF  
2014 – Jose Bautista, OF  
2015 – Josh Donaldson, 3B  
2016 – Josh Donaldson, 3B

## LELAND S. MACPHAIL JR. AWARD (MVP OF ALCS)

1992 – Roberto Alomar    1993 – Dave Stewart

## WORLD SERIES MOST VALUABLE PLAYER

1992 – Pat Borders    1993 – Paul Molitor

### **2-0 in WORLD SERIES PLAY**

In 1993 the Toronto Blue Jays won the World Series and became just the 4th team in history to go undefeated in their first two trips to the Fall Classic.

1903, 1912 Boston Red Sox  
1906, 1917 Chicago White Sox  
1920, 1948 Cleveland Indians  
**1992, 1993 Toronto Blue Jays**  
1997, 2003 Florida Marlins



# TORONTO BLUE JAYS ALL-STAR GAME SELECTIONS

## ALL-STAR PLAYERS

YEAR	PLAYER/POS.	PERFORMANCE	VOTES	YEAR	PLAYER/POS.	PERFORMANCE	VOTES
1977	Ron Fairly-2B/3B	PH, 0-1		2000	Carlos Delgado-1B	DEF-1B, 1-1, 2B	
1978	Roy Howell-3B	PH, 0-1			Tony Batista-3B	PH-3B, 0-1, K	
1979	Dave Lemanczyk-P	did not play			<b>David Wells-P</b>	2.0 IP, 2H, 2K	--
1980	Dave Stieb-P	1.0 IP, ER, H, 2BB		2001	Paul Quantrill-P	0.1 IP, 2H, ER	
1981	Dave Stieb-P	1.2 IP, H, BB, K		2002	Roy Halladay-P	1.0 IP, 3H, 3ER, K	
1982	Jim Clancy-P	1.0 IP		2003	<b>Carlos Delgado-1B</b>	1-3, RBI, K	862,610
1983	<b>Dave Stieb-P</b>	3.0 IP, H, BB, 4K	--		Vernon Wells CF	PR-CF, 1-2, 2B, RBI, R	
1984	<b>Dave Stieb-P</b>	2.0 IP, 2H, ER, 2K	--		Roy Halladay-P	did not play	
	Damaso Garcia-2B	DEF-2B, 0-1		2004	Ted Lilly-P	1.0 IP, 2H, K	
	Alfredo Griffin-SS	DEF-SS		2005	Roy Halladay-P	injured -- did not play	
1985	Dave Stieb-P	1.0 IP, BB, 2K			Shea Hillenbrand-3B	DEF-3B	
	Jimmy Key-P	0.1 IP		2006	Roy Halladay-P	2.0 IP, 3H, ER, K	
	Damaso Garcia-2B	DEF-2B, 1-2			B.J. Ryan-P	<b>Won</b> (1.0 IP, K)	
	Ernie Whitt-C	DEF-C			Troy Glaus-3B	DEF-3B-1B, 1-2, 2B, R	
1986	Jesse Barfield-RF	PH-RF, 0-3			<b>Vernon Wells-CF</b>	1-2	--
	Lloyd Moseby-CF	DEF-LF			Alex Rios-RF	injured -- did not play	
	Tony Fernandez-SS	DEF-SS		2007	Alex Rios-RF	DEF-RF	
1987	<b>George Bell-LF</b>	0-3	1,144,575	2008	Roy Halladay-P	1.0 IP, H, K	
	Tony Fernandez-SS	0-2		2009	<b>Roy Halladay-P</b>	2.0, 4H, 2ER	--
	Tom Henke-P	2.2 IP, 2H, K			<b>Aaron Hill-2B</b>	0-3 (replaced Pedroia in starting lineup)	--
1988	Dave Stieb-P	1.0 IP, H		2010	Jose Bautista-RF	PR-RF, 0-1	
1989	Kelly Gruber-3B	did not play			John Buck-C	DEF-C, 1-2, 2B	
	Tony Fernandez-SS	PR-SS, 0-1			Vernon Wells-LF	DEF-LF, 0-1	
1990	George Bell-LF	PH-LF, 0-2		2011	<b>Jose Bautista-RF</b>	1-2	7,454,753*
	Kelly Gruber-3B	PR-3B, 0-1, 2 SB			Ricky Romero-P	did not play	
	Dave Stieb-P	2.0 IP, BB, K		2012	<b>Jose Bautista-RF</b>	0-1, BB, K	4,971,155
1991	<b>Roberto Alomar-2B</b>	0-4	1,868,247	2013	<b>Jose Bautista-RF</b>	0-1, SF, RBI	3,999,631
	Joe Carter-RF	DEF-LF, 1-1, BB, R			Edwin Encarnacion-DH/1B	PH-DH, 0-2	
	Jimmy Key-P	<b>Won</b> (1.0 IP, H, K)			Brett Cecil-P	Hold, 0.1 IP, K	
1992	<b>Roberto Alomar-2B</b>	1-3, R, 2 SB	1,868,247		Steve Delabar-P	Hold, 0.1 IP, K	9,600,000#
	<b>Joe Carter-RF</b>	2-3, RBI, R	--	2014	<b>Jose Bautista-RF</b>	0-2	5,859,019*
	Juan Guzman-P	1.0 IP, 2H, BB, 2K			Edwin Encarnacion-1B	injured -- did not play	
1993	<b>Roberto Alomar-2B</b>	1-3, HR, RBI	1,852,280		Mark Buehrle-P	did not play	
	<b>Joe Carter-RF</b>	1-3, K	1,407,179	2015	<b>Josh Donaldson-3B</b>	0-0, 2BB	14,090,188**
	Pat Hentgen-P	did not play			Russell Martin-C	PH-C, 0-1, K	
	Paul Molitor-DH	0-1, BB			Jose Bautista-RF	injured -- did not play	
	<b>John Olerud-1B</b>	0-2	1,285,280		Josh Donaldson-3B	DEF-3B, 0-1	
	Duane Ward-P	1.0 IP, 2K		2016	Edwin Encarnacion-DH	PR, 0-1, R, BB	
	Devon White-CF	DEF-CF, 1-2, 2B, RBI, R, SB			Marco Estrada-P	did not play	
1994	<b>Roberto Alomar-2B</b>	1-3, R	3,675,730		Michael Saunders-OF	DEF-RF, 0-1	17,700,000#
	<b>Joe Carter-LF</b>	0-3, R	3,683,682		Aaron Sanchez-P	Hold, 1.0, 2H, ER, BB	
	Pat Hentgen-P	1.0 IP, H		2017	<b>Justin Smoak-1B</b>	1-1, BB	2,566,181
	Paul Molitor-DH	PH, 0-1			Roberto Osuna-P	1.0 IP, H	
1995	Roberto Alomar-2B	PR-2B, 0-1, SB		2018	J.A. Happ-P	Save, 1.0 IP, H, ER, K	
1996	Joe Carter-RF	DEF-CF, 1-1		2019	Marcus Stroman-P	did not play	
1997	Roger Clemens-P	1.0 IP, H					
	Pat Hentgen-P	1.0 IP					
1998	Roger Clemens-P	1.0 IP, 2H, 2ER, BB, K					
1999	Tony Fernandez-3B	DEF-3B, 0-2					
	Shawn Green -RF	1-1					

**NOTE:** Bold indicates this player was as a starter/\*\* indicates leading vote getter/\*\* indicates a Major League record  
# indicates player was voted in as the winner of the MLB.com Final Vote



## ALL-STAR MANAGERS, COACHES, AND TRAINERS

1979 Roy Hartsfield, Coach  
 1980 Ken Carson, Trainer  
 1985 Bobby Cox, Coach  
 1991 Cito Gaston, Coach  
 1991 Tommy Craig, Trainer  
 1993 Cito Gaston, Manager  
 1993 Gene Tenace, Coach  
 1993 John Sullivan, Coach  
 1993 Galen Cisco, Coach

1994 Cito Gaston, Manager  
 1994 Galen Cisco, Coach  
 1994 Bob Bailor, Coach  
 1994 Gene Tenace, Coach  
 2004 Carlos Tosca, Coach  
 2006 John Gibbons, Coach  
 2011 John Farrell, Coach  
 2013 John Gibbons, Coach

## RAWLINGS GOLD GLOVE

Since 1957, the Rawlings Gold Glove Award has been presented annually to 18 of baseball's best fielders - one from each position in both the National and American Leagues. The winners are selected by Major League coaches and managers, as well as SABR metrics. Below are listed the Toronto Blue Jays players that have won Gold Gloves.

PLAYER	POSITION	YEAR	PLAYER	POSITION	YEAR
Tony Fernandez	SS	1986	Roberto Alomar	2B	1993
Jesse Barfield	OF	1986	Devon White	OF	1994
Tony Fernandez	SS	1987	Roberto Alomar	2B	1994
Jesse Barfield	OF	1987	Roberto Alomar	2B	1995
Tony Fernandez	SS	1988	Devon White	OF	1995
Tony Fernandez	SS	1989	Shawn Green	OF	1999
Kelly Gruber	3B	1990	Vernon Wells	OF	2004
Devon White	OF	1991	Orlando Hudson	2B	2005
Roberto Alomar	2B	1991	Vernon Wells	OF	2005
Devon White	OF	1992	Vernon Wells	OF	2006
Roberto Alomar	2B	1992	R.A. Dickey	P	2013
Devon White	OF	1993	Marcus Stroman	P	2017



## PLAYER OF THE WEEK

## 1979

- Otto Velez, July 23-29 (.500, 9 RBI, 5 R, 1.050 SLG)

## 1980

- Dave Stieb, April 21-27 (2 CG, 0.50 ERA)

## 1982

- Jim Clancy, June 14-20 (1-0, 19.0 IP, 1 ER)
- Jim Clancy, Sept. 27-Oct. 3

## 1983

- Luis Leal, May 9-15 (2-0, 0.64 ERA)
- Dave Stieb, May 16-22 (2-0, 0.50 ERA)
- Lloyd Moseby, May 23-29 (.556, 3 HR, 2 2B)
- Cliff Johnson, June 20-26 (.500, 2 2B)
- Jesse Barfield, Aug. 29-Sept. 4 (.424, 7 HR, 39 TB)

## 1985

- Willie Upshaw, April 21-28 (.409, 3 HR, 2 2B, 20 TB, .909 SLG)
- Lloyd Moseby, Sept. 2-8 (.435, 5 HR, 1.174 SLG)

## 1986

- Lloyd Moseby, Aug. 18-24 (.435, 3 HR, 8 RBI, .870 SLG)
- George Bell, Sept. 1-7 (.433, 3 HR, 10 RBI, 9 R)

## 1987

- Jim Clancy, May 19-24 (2 CG, 1 ShO, 0.50 ERA, 18.0 IP, 18 K)
- George Bell, June 8-14 (.407, 5 HR, 15 RBI, 1.037 SLG)
- George Bell, July 27-Aug. 3 (.500, 3 HR, 7 RBI)

## 1988

- George Bell, April 4-10 (.455, 4 HR, 7 XBH, 1.136 SLG)
- George Bell, Aug. 29-Sept. 4 (.379, 3 HR, 12 RBI)

## 1989

- Nelson Liriano, May 15-21 (.600, 3 2B, 23 TB, 7 RBI)
- Junior Felix, May 29-June 4 (.435, 2 HR, 11 RBI, 6 R)
- George Bell, Aug. 14-20 (.467, 3 HR, 3 2B, 12 RBI)
- Lloyd Moseby, Sept. 4-10 (.440, 7 R, 3 2B, 4 SB, .548 OBP)

## 1990

- Kelly Gruber, April 23-29 (.414, 4 HR, 9 RBI, 5 R, .897 SLG)
- George Bell, June 4-10 (.464, 3 HR, 11 RBI, 2 2B, 7R)
- George Bell, June 18-24 (.500, 5 HR, 11 RBI, 9 R)
- Dave Stieb, Aug. 27-Sept. 2 (pitched no-hitter)
- Kelly Gruber, Sept. 9-16 (.464, 2 HR, 3 2B, 14 RBI)

## 1991

- Joe Carter, June 17-23 (5 HR, 7 RBI, 7 R, 26 TB)

## 1992

- Robert Alomar, April 20-26 (.600, 15 H, 9 RBI)
- Joe Carter, Aug. 10-16 (.407, 11 H, 3 HR, 4 2B, 24 TB)

## 1993

- John Olerud, June 1-6 (.445, 5 HR, 11 RBI, 29 TB)

## 1994

- Joe Carter, April 4-10 (.333, 4 HR, 12 RBI, 7 R)
- Joe Carter, April 18-24 (9 H, 4 HR, 4 2B, 12 RBI)
- Pat Hentgen, May 1-7 (2-0, 0.51 ERA, 17.2 IP, 8 H, 23 K)
- Paul Molitor, July 12-18 (.500 BA, 13 H, 4 HR, 10 RBI, 10 R)

## 1995

- John Olerud, July 12-16 (.500, 4 R, 2 2B, 18 TB, .588 OBP, 1.286 SLG)

## 1997

- Roger Clemens, May 6-11 (2-0, 2.81 ERA, 2 GS, 16.0 IP, 24 K)

## 1998

- Carlos Delgado, June 1-7 (.407, 4 HR, 9 RBI)
- Carlos Delgado, Aug. 17-23 (.370, 4 HR, 10 RBI)
- Roger Clemens, Aug. 24-30 (2-0, 0.00 ERA, 18.0 IP, 2 SHO)

## 1999

- Shannon Stewart, April 26-May 2 (.471, 16 H, 5 R, 3 2B, 5 RBI)
- Tony Fernandez, June 14-20 (.411, 10 H, 15 TB, 2 2B)
- Homer Bush, Sept. 30-Oct. 3 (.452, 14 H, 6 R, 2 2B, 2 RBI)

## 2000

- Carlos Delgado, April 17-23 (.480, 12 H, 4 HR, 8 RBI)
- Jose Cruz, May 1-7 (.387, 4 HR, 9 RBI, 3 2B, 9 R, 5 BB)
- Carlos Delgado, June 5-11 (.556, 10 H, 4 HR, 13 RBI)

## 2001

- Carlos Delgado, April 1-8 (.348, 5 HR, 11 RBI)
- Raul Mondesi, April 30-May 6 (.464, 13 H, 4 HR, 11 RBI)
- Kevim Escobar, Aug. 20-26 (2-0, 1.04 ERA, 17.1 IP, 1 CG)
- Jose Cruz Jr., Oct. 1-7 (.423, 4 HR, 11 RBI, 7 R, 2 2B, 4 SB)

## 2002

- Carlos Delgado, Sept. 23-29 (.450, 4 HR, 11 RBI, 1.150 SLG)

## 2003

- Vernon Wells, June 15-22 (.476, 10 H, 5 HR, 10 RBI)
- Roy Halladay, Sept. 1-7 (2-0, 0.46 ERA, 19.0 IP, 7 H, 15 K)
- Carlos Delgado, Sept. 22-28 (.318, 6 HR, 11 RBI)

## 2004

- Carlos Delgado, Aug. 30-Sept. 5 (.381, 3 HR, 7 RBI, 6 R)

## 2005

- Frank Catalanotto, July 18-24 (.565, 1 HR, 9 RBI)
- Frank Catalanotto, Sept. 26 - Oct. 2 (.500, 15 H, 15 RBI)

## 2006

- Roy Halladay, May 7-14 (2-0, 2 CG, 1.00 ERA, 9 K)
- Vernon Wells, July 16-23 (.448, 3 2B, 4 HR, 10 RBI, .966 SLG)
- Lyle Overbay, June 27-July 2 (.423, 4 HR, 9 RBI, 1.077 SLG)

## 2007

- Troy Glaus, May 1-7 (.400, 4 HR, 7 RBI, 8 R)

## 2008

- Alex Rios, Sept. 1-7 (.414, 3 HR, 966 SLG)

## 2009

- Roy Halladay, May 11-17 (2-0, 1.13, CG, 2 ER, 16.0 IP, 13 K)
- Lyle Overbay, June 1-7 (.533, 4 2B, 2 HR, 8 RBI)
- Adam Lind, Aug. 31-Sept. 6 (.321, 4 2B, 3 HR, 12 RBI)

## 2010

- Jose Bautista, May 10-16 (.444, 4 HR, 8 RBI, 5 BB)
- Jose Bautista, July 26-Aug. 1 (.545, 3 2B, 5 HR, 13 RBI, 8 R)
- Jose Bautista, Aug. 23-29 (.500, 3 2B, 4 HR, 7 RBI, 9 BB)
- Edwin Encarnacion, Sept. 27-Oct. 3 (.400, 5 HR, 11 RBI, 6 R)

## 2011

- Jose Bautista, June 27-July 3 (.391, 3 2B, 4 HR, 8 RBI)

## 2012

- J.P. Arencibia, May 14-20 (.360, 4 HR, 10 RBI)

## 2013

- Edwin Encarnacion, July 22-28 (.520, 2 HR, 8 RBI)

## 2014

- Edwin Encarnacion, May 5-11 (.321, 4 HR, 10 RBI)

## 2015

- Josh Donaldson, May 25-31 (.440, 6 HR, 11 RBI)
- Josh Donaldson, Aug. 3-9 (.385, 5 HR, 8 RBI)
- David Price, Aug. 3-9 (2-0, 0.60 ERA)
- Edwin Encarnacion, Aug. 23-30 (.481, 7 HR, 21 RBI)
- Kevin Pillar, Sept. 20-27 (.480, 7 XBH, 6 SB)

**2016**

- Josh Donaldson, June 13-19 (.321, 4 HR, 10 RBI)

**2018**

- Justin Smoak, March 29-April 1 (.467, 7 H, 2 HR, 8 RBI)
- Kendrys Morales, Aug. 20-26 (.478, 11 H, 7 HR, 12 RBI)

**PLAYER OF THE MONTH****1977**

- Otto Velez, April (5 HR, 11 RBI, 11 R, .865 SLG, .422 BA)

**1979**

- Alfredo Griffin, Sept. (.407 BA, 4-3B, 62 TB)

**1983**

- Lloyd Moseby, Aug. (.351 BA, 25 RBI, 15 XBH)

**1989**

- Fred McGriff, April (7 HR, 17 RBI, 28 H, 21 R)
- George Bell, Aug. (22 game hit streak, .370 BA)

**1990**

- Kelly Gruber, Sept. (.352 BA, 20 R, 30 RBI)

**1991**

- Joe Carter, June (11 HR, 36 H, .352 BA, 11-2B, 29 RBI, 21 R)

**1992**

- Roberto Alomar, April (.382 BA, 34 H, 19 R, 3 HR, 19 RBI, 8 SB, .439 OBA)

**1993**

- John Olerud, April (.450 BA, 36 H, .650 SLG, .527 OBP, 18 RBI, 15 R, 7-2B, 3 HR)
- Paul Molitor, May (.374 BA, 43 H, 5 HR, 22 RBI, 25 R)
- John Olerud, June (.427 BA, 41 H, 17-2B, 5 HR, 30 RBI, 17 R, 73 TB, .525 OBP)

**ROOKIE OF THE MONTH****2002**

- Eric Hinske, June (.338 AVG, 27 H, 7-2B, 6 HR, 15 RBI, 19 R)
- Josh Phelps, Aug. (.310 AVG, 31 H, 5-2B, 7 HR, 30 RBI, 18 R)
- Josh Phelps, Sept. (.338 AVG, 26 H, 10-2B, 6 HR, 19 RBI, 15 R)

**2003**

- Reed Johnson, Sept. (.363 AVG, 33 H, 5-2B, 3 HR, 16 RBI, 18 R)

**PITCHER OF THE MONTH****1980**

- Dave Stieb, April (3-0, 15 K, 1 SHO, 1.09 ERA)

**1983**

- Dave Stieb, May (5 W, 2 SHO, 43 K)

**1984**

- Doyle Alexander, Sept. (2.23 ERA, 5-1, 6 CG)

**1985**

- Dave Stieb, May (4-1, 34 K, 1.69 ERA)

**1987**

- Jim Clancy, May (5-1, 1.71 ERA, 40 K in 47.1 IP)

**1996**

- Juan Guzman, April (3-1, 1.88 ERA, 39 K in 43.0 IP)
- Pat Hentgen, July (5-1, 2.72 ERA, 28 K in 46.1 IP)
- Pat Hentgen, Aug. (5-1, 2.60 ERA, 33 K in 52.0 IP)

**2019**

- Vladimir Guerrero Jr., May 13-19 (.333, 7 H, 4 HR, 9 RBI)
- Vladimir Guerrero Jr., July 29-Aug. 4 (.500, 13 H, 3 2B, 3 HR, 11 RBI)

**1994**

- Joe Carter, April (.312 BA, 31 RBI, 9 HR, 8-2B, 64 TB)

**2010**

- Jose Bautista, July (.418, 11 HR, 8 2B, 29 RBI, 12 BB, 75 TB, .765 SLG)
- Jose Bautista, Aug. (.299, 12 HR, 24 RBI, 23 R, 23 BB, .742 SLG)

**2011**

- Jose Bautista, April (.366, 9 HR, 5 2B, 15 RBI, 28 BB, .780 SLG)
- Jose Bautista, May (.360, 11 HR, 4 2B, 23 RBI, 18 BB, .791)

**2012**

- Jose Bautista, June (.271, 14 HR, 30 RBI, 22 BB, .750 SLG)

**2014**

- Edwin Encarnacion, May (.281, 16 HR, 33 RBI, 16 BB, .763 SLG)

**2015**

- Edwin Encarnacion, Aug. (.407, 11 2B, 11 HR, 35 RBI, .919 SLG)

**2005**

- Gustavo Chacin, April (4-1, 2.41 ERA in 6 GS)
- Gustavo Chacin, July (5-0, 2.97 ERA in 6 GS)

**2009**

- Scott Richmond, April (3-0, 2.70 ERA in 4 GS)

**2015**

- Devon Travis, April (.325 AVG, 26 H, 6-2B, 6 HR, 19 RBI)

**2018**

- Lourdes Gurriel Jr., July (.423 AVG, 30 H, 4-2B, 4HR, 14 RBI)

**1997**

- Roger Clemens, May (6-0, 1.96 ERA, 46.0 IP, 51 K)
- Roger Clemens, Aug. (4-0, 2.47 ERA, 2 CG, 47.1 IP, 54 K)

**1998**

- Roger Clemens, Aug. (4-0, 0.90 ERA, 3 CG, 50.0 IP, 68 K)

**2003**

- Roy Halladay, May (6-0, 3.22 ERA, CG, 44.2 IP, 35 K)
- Roy Halladay, Sept. (5-1, 1.41 ERA, 5 CG, 51.0 IP, 42 K)

**2007**

- Roy Halladay, April (4-0, 2.28 ERA, 2 CG, 47.1 IP, 33 K)

**2011**

- Ricky Romero, Aug. (5-0, 2.05 ERA, 1 SHO, 44.0 IP, 26 K)



## TORONTO CHAPTER BBWAA AWARD WINNERS

Each year, the members of the Toronto chapter of the BBWAA select the Blue Jays top player, pitcher and rookie as well as the team's most improved player. The player of the year receives the Neil MacCarl Award, named for the longtime baseball writer from the Toronto Star. The John Cerutti Award is given annually, as voted by the Toronto Chapter of the BBWAA, to a person associated with the day-to-day workings of Blue Jays' baseball who displays goodwill, cooperation and character, as exemplified by the late John Cerutti.

YEAR	PLAYER OF THE YEAR	PITCHER OF THE YEAR	ROOKIE OF THE YEAR	GOOD GUY AWARD	MOST IMPROVED
1977	Bob Bailor	Dave Lemanczyk	Bob Bailor	Roy Hartsfield	—
1978	Bob Bailor	Jim Clancy	Victor Cruz	Mike Cannon	Alan Ashby
1979	Alfredo Griffin	Tom Underwood	Alfredo Griffin	John Silverman	Rick Cerone
1980	John Mayberry	Jim Clancy	Damaso Garcia	Howard Starkman	Al Woods
1981	Dave Stieb	Dave Stieb	—	Bob Mattick	Joey McLaughlin
1982	Damaso Garcia	Dave Stieb	Jesse Barfield	Buck Martinez	Jim Clancy
1983	Lloyd Moseby	Dave Stieb	Jim Acker	Ernie Whitt	Lloyd Moseby
1984	Dave Collins	Doyle Alexander	Tony Fernandez	Dave Collins	Dave Collins
1985	Jesse Barfield	Dennis Lamp	—	Rance Mulliniks	Dennis Lamp
1986	Jesse Barfield	Mark Eichhorn	Mark Eichhorn	Garth Iorg	Rick Leach
1987	George Bell	Jimmy Key	Jeff Musselman	Garth Iorg	Lloyd Moseby
1988	Fred McGriff	Dave Stieb	Pat Borders	John Cerutti	Kelly Gruber
1989	George Bell	Tom Henke	Junior Felix	Kelly Gruber	Todd Stottlemyre
1990	Kelly Gruber	Dave Stieb	John Olerud	Jeff Ross	Pat Borders
				Tommy Craig	
1991	Roberto Alomar	Duane Ward	Juan Guzman	Joe Carter	Devon White
1992	Roberto Alomar	Jack Morris	Jeff Kent	John Brixou	Pat Borders
1993	Paul Molitor	Duane Ward	Randy Knorr	Bob Bailor	John Olerud
1994	Joe Carter	Pat Hentgen	Darren Hall	Rich Hacker	Randy Knorr
1995	Roberto Alomar	Al Leiter	Shawn Green	Galen Cisco	Ed Sprague
				Larry Hisle	
1996	Ed Sprague	Pat Hentgen	Paul Spoljaric	Howard Starkman	Juan Guzman
1997	Carlos Delgado	Roger Clemens	Jose Cruz Jr.	Brent Andrews	Paul Quantrill
1998	Carlos Delgado	Roger Clemens	Kevin Brown	Dan Plesac	Shawn Green
1999	Shawn Green	Billy Koch	Billy Koch	Pat Hentgen	Homer Bush
2000	Carlos Delgado	David Wells	—	Andy Stewart	Brad Fullmer
2001	Jose Cruz Jr.	Paul Quantrill	Bob File	Gord Ash	Roy Halladay
2002	Vernon Wells	Roy Halladay	Eric Hinske	Darrin Fletcher	Chris Woodward
2003	Carlos Delgado	Roy Halladay	Aquilino Lopez	Vernon Wells	Orlando Hudson
2004	Carlos Delgado	Ted Lilly	Alex Rios	John Cerutti	Gregg Zaun
				<b>JOHN CERUTTI AWARD</b>	
2005	Vernon Wells	Roy Halladay	Russ Adams	Shirley Cheek	Josh Towers
2006	Vernon Wells	Roy Halladay	Casey Janssen	Larry Millson	Alex Rios
2007	Alex Rios	Roy Halladay	Jesse Litsch	John McDonald	Dustin McGowan
2008	Vernon Wells	Roy Halladay	Jesse Carlson	Paul Godfrey	Adam Lind
2009	Aaron Hill	Roy Halladay	Ricky Romero	Aaron Hill	Adam Lind
2010	Jose Bautista	Ricky Romero	—	Jose Bautista	Jose Bautista
2011	Jose Bautista	Ricky Romero	J.P. Arencibia	Dustin McGowan	Casey Janssen
2012	Edwin Encarnacion	Casey Janssen	Aaron Loup	Brian Butterfield	Edwin Encarnacion
2013	Edwin Encarnacion	Casey Janssen	Todd Redmond	Mark DeRosa	Brett Cecil
2014	Jose Bautista	Mark Buehrle	Marcus Stroman	Casey Janssen	Melky Cabrera
2015	Josh Donaldson	Marco Estrada	Roberto Osuna	Alex Anthopoulos	Kevin Pillar
2016	Josh Donaldson	Aaron Sanchez	Joe Biagini	Pete Walker	Aaron Sanchez
2017	Josh Donaldson	Marcus Stroman	Danny Barnes	Mal Romanin	Justin Smoak
2018	Justin Smoak	J.A. Happ	Ryan Borucki	John Gibbons	Luke Maile
2019	Lourdes Gurriel Jr.	Ken Giles	Bo Bichette	Justin Smoak	Lourdes Gurriel Jr.





## THE SPORTING NEWS AWARDS

### PITCHER OF THE YEAR (AL)

1982 – Dave Stieb  
1987 – Jimmy Key

1996 – Pat Hentgen  
1997 – Roger Clemens

1998 – Roger Clemens  
2003 – Roy Halladay

### ROOKIE PITCHER OF THE YEAR (AL)

1986 – Mark Eichhorn  
1991 – Juan Guzman

### MANAGER OF THE YEAR (ML)

1985 – Bobby Cox

### MLB PLAYER OF THE YEAR

1987 – George Bell

2000 – Carlos Delgado

2015 – Josh Donaldson

### AL PLAYER OF THE YEAR

1987 – George Bell

### AL COMEBACK PLAYER

2009 – Aaron Hill

### SPORTSMEN OF THE YEAR

1993 – Pat Gillick/Cito Gaston

### ALL-STAR TEAM (AL)

1982 – Damaso Garcia, 2B  
1982 – Dave Stieb, P  
1983 – Lloyd Moseby, OF  
1985 – Damaso Garcia, 2B  
1986 – Tony Fernandez, SS  
1986 – George Bell, OF  
1987 – George Bell, OF  
1987 – Jimmy Key, LHP  
1988 – Ernie Whitt, C

1989 – Fred McGriff, 1B  
1990 – Kelly Gruber, 3B  
1991 – Joe Carter, OF  
1992 – Roberto Alomar, 2B  
1992 – Joe Carter, OF  
1992 – Dave Winfield, DH  
1993 – Paul Molitor, DH  
1996 – Pat Hentgen, RHP  
1997 – Roger Clemens, RHP

1998 – Roger Clemens, RHP  
1999 – Shawn Green, OF  
2000 – Carlos Delgado, 1B  
2000 – David Wells, LHP  
2003 – Carlos Delgado, 1B  
2009 – Aaron Hill, 2B  
2010 – Jose Bautista, 3B  
2011 – Jose Bautista, OF  
2015 – Josh Donaldson, 3B

## BASEBALL MAN OF THE YEAR IN CANADA

### (TORONTO—MONTREAL BBWAA)

Peter Bavasi, 1977  
Pat Gillick, 1983

Jesse Barfield, 1986  
Cito Gaston, 1989

Pat Gillick, 1991  
Paul Beeston, 1993

## BASEBALL AMERICA

### ALL-STAR TEAM (AL)

1983 – Dave Stieb, P  
1983 – Lloyd Moseby, OF  
1984 – Dave Stieb, P  
1986 – Tony Fernandez, SS  
1986 – Jesse Barfield, OF  
1987 – George Bell, OF  
1987 – Jimmy Key, SP

1987 – Tom Henke, RP  
1989 – George Bell, OF  
1989 – Dave Stieb, P  
1990 – Kelly Gruber, 3B  
1992 – Roberto Alomar, 2B  
1992 – Dave Winfield, 2B  
1993 – Roberto Alomar, 2B

1993 – John Olerud, 1B  
1993 – Duane Ward, P  
1996 – Pat Hentgen, P  
1997 – Roger Clemens, P  
1998 – Roger Clemens, P  
2015 – Josh Donaldson, 3B

### PLAYER OF THE YEAR (AL)

1987 – George Bell

### MAJOR LEAGUE PITCHER OF THE YEAR

1998 – Roger Clemens

### LATIN AMERICAN ALL-STAR TEAM

1985 – Damaso Garcia, 2B  
1985 – George Bell, OF

### RELIEF AWARDS

1985 – April – Bill Caudill  
1987 – July – Tom Henke  
1987 – Aug. – Tom Henke  
1989 – July – Tom Henke  
1993 – April – Duane Ward  
1993 – Aug. – Duane Ward  
1999 – July – Billy Koch  
2002 – Sept. – Kelvin Escobar

### ALL-ROOKIE TEAM

1977 – Bob Bailor, SS; Doug Ault, 1B; Jerry Garvin, LHP  
1978 – Rick Bosetti, OF  
1979 – Alfredo Griffin, SS; Dan Ainge, 2B  
1980 – Damaso Garcia, 2B  
1987 – Jeff Musselman, LHP  
1995 – Shawn Green, OF  
1997 – Jose Cruz, Jr., OF  
1999 – Billy Koch, RHP  
2002 – Eric Hinske, 3B  
2005 – Russ Adams, SS  
2005 – Gustavo Chacin, LHP  
2019 – Vladimir Guerrero Jr., 3B



## MINOR LEAGUE PLAYER OF THE YEAR

The following is a list of Toronto minor league players that have been named Minor League Player of the Year:

Player/Position	Year	Publication	Club	Stats
Carlos Delgado/C	1992	USA Today Baseball Weekly	Dunedin (A)	30 HR, 100 RBI, .324 AVG
Derek Bell/OF	1991	Baseball America	Syracuse (AAA)	13 HR, 93 RBI, .346 AVG
Vladimir Guerrero Jr./3B	2018	Baseball America	N.H. (AA), Buffalo (AAA)	20 HR, 78 RBI, .381 AVG

## PLAYER AND PITCHER OF THE MONTH

Each month throughout the season, the Toronto Chapter of the Baseball Writers Association of America votes for the player and pitcher based on their appraisal of that player's or pitcher's performance during that particular month.

\* The award was combined to include both players and pitchers as a single monthly award in 2017, which then was decided via a @BlueJays twitter poll, and re-named "Honda Player of the Month".

## PLAYER OF THE MONTH

Year	April	May	June	July	August	Sept./Oct.	Most Valuable Player
1977	Velez	Fairly	Fairly	Rader	Bailor	Bowling	Bailor
1978	Howell	Bosetti	Howell	Mayberry	Bailor	Bailor & Bosetti	Howell
1979	Mayberry	Griffin	Underwood	Velez	Griffin	Griffin	Griffin
1980	Stieb	Woods	Mayberry	Woods	Garcia	Mayberry	Mayberry
1981	Todd	Bonnell	—	—	Moseby	Stieb	Stieb
1982	Barfield	Bonnell	Upshaw	Garcia	Garcia	Clancy	Garcia
1983	Barfield	Upshaw	Johnson	Moseby	Moseby	Upshaw	Moseby & Upshaw
1984	Upshaw	Collins	Upshaw	Mulliniks	Bell	Collins	Bell
1985	Upshaw	Garcia	Bell	Mulliniks	Barfield	Moseby	Barfield
1986	Bell	Barfield	Fernandez	Bell	Moseby	Barfield	Bell
1987	Bell	Bell	Moseby	Fernandez	Bell	Moseby	Bell
1988	Gruber	McGriff	Gruber	McGriff	Whitt	Fernandez	McGriff
1989	McGriff	Liriano	Gruber	McGriff	Bell	Bell	Bell
1990	Gruber	Gruber	Bell	McGriff	McGriff	Gruber	Gruber
1991	Carter	Alomar	Carter	Alomar	White	Alomar	Alomar
1992	Alomar	Alomar	Carter	Maldonado	Winfield	White	Alomar
1993	Olerud	Molitor	Olerud	Olerud	Molitor/Alomar	Alomar	Molitor
1994	Carter	Carter	Alomar	Molitor			Carter
1995		Alomar	Maldonado	Olerud	Molitor	Green	Alomar
1996	Carter	Olerud	Sprague	Carter	Brumfield	Sprague	Sprague
1997	Sprague	Carter	Merced	Green	Cruz Jr.	Stewart	Delgado
1998	Canseco	Delgado	Delgado	Stewart	Green	Fernandez	Delgado
1999	Green	Green	Fletcher	Green	Delgado	Bush	Green
2000	Fullmer	Delgado	Delgado	Delgado	Delgado	Fletcher	Delgado
2001	Delgado	Mondesi	Stewart	Cruz Jr.	Delgado	Cruz Jr.	Cruz Jr.
2002	Delgado	Wilson	Hinske	Wells	Phelps	Delgado	Wells
2003	Delgado	Wells	Delgado	Wells	Wells	Delgado	Delgado
2004	Delgado	Wells	Hudson	Phelps	Delgado	Delgado	Delgado
2005	Hillenbrand	Wells	Wells	Wells	Hudson	Catalanotto	Wells
2006	Wells	Glaus	Overbay	Wells	Overbay	Rios	Wells
2007	Hill	Rios	Thomas	Rios	Thomas	Hill	Rios
2008	Rios	Barajas	Rolen	Lind	Wells	Rios	Rios
2009	Hill	Scutaro	Lind	Scutaro	Lind	Lind	Lind
2010	Wells	Bautista	Lewis	Bautista	Bautista	Wells	Bautista
2011	Bautista	Bautista	Lind	Escobar	Lawrie	Bautista	Bautista
2012	Encarnacion	Bautista	Bautista	Villanueva	Encarnacion	Encarnacion	Encarnacion
2013	Encarnacion	Bautista	Lind	Rasmus	Lawrie	Lind	Encarnacion
2014	Cabrera	Encarnacion	Encarnacion	Cabrera	Bautista	Bautista	Bautista
2015	Travis	Donaldson	Encarnacion	Donaldson	Encarnacion	Bautista	Donaldson
2016	Donaldson	Saunders	Donaldson	Donaldson	Martin	Bautista	Donaldson
2017*	Smoak	Travis	Smoak	Pearce	Donaldson	Hernandez	Donaldson
2018	Happ	Happ	Gichuk	Gurriel Jr.	Morales	Tellez	Smoak
2019	Stroman	Guerrero Jr.	Gurriel Jr.	Guerrero Jr.	Bichette	Biggio	Gurriel Jr.



## PITCHER OF THE MONTH

Year	April	May	June	July	August	Sept./Oct.	Most Valuable Pitcher
1983	Stieb	Stieb	Gott	Clancy	Stieb	Alexander	Stieb
1984	Stieb	Alexander	Stieb	Stieb	Stieb & Clancy	Alexander	Stieb
1985	Caudill	Stieb	Stieb	Stieb	Henke	Alexander	Stieb
1986	Alexander	Eichhorn	Key	Clancy	Eichhorn	Stieb	Key
1987	Key	Key	Clancy	Key	Cerutti	Flanagan	Key
1988	Cerutti	Stieb	Ward	Key	Clancy	Stieb	Stieb
1989	Key	Key	Cerutti	Henke	Stieb	Stieb	Stieb
1990	Ward	Stieb	Henke	Stieb	Key	Key	Stieb
1991	Key	Wells	Key	Henke	Candiotti	Guzman	Ward
1992	Guzman	Guzman	Guzman	Ward	Morris	Key	Morris
1993	Hentgen	Cox	Hentgen	Ward	Ward	Stewart	Ward
1994	Castillo	Hentgen	Hentgen	Castillo	--	--	Hentgen
1995	--	Cone	Leiter	Castillo	Leiter	Timlin	Leiter
1996	Guzman	Timlin	Guzman	Hentgen	Hentgen	Hentgen	Hentgen
1997	Clemens	Clemens	Clemens	Clemens	Clemens	Clemens	Clemens
1998	Williams	Williams	Clemens	Clemens	Clemens	Escobar	Clemens
1999	Wells	Halladay	Wells	Koch	Hentgen	Wells	Koch
2000	Wells	Wells	Wells	Koch	Wells	Loaiza	Wells
2001	Quantrill	Michalak	Koch	Escobar	Escobar	Halladay	Quantrill
2002	Halladay	Loaiza	Halladay	Carpenter	Politte	Escobar	Halladay
2003	Lidle	Halladay	Halladay	Halladay	Escobar	Halladay	Halladay
2004	Halladay	Frasor	Batista	Towers	Lilly	Bush	Lilly
2005	Halladay	Halladay	Halladay	Chacin	Towers	Towers	Halladay
2006	Halladay	Halladay	Ryan	Halladay	Ryan	Burnett	Halladay
2007	Halladay	Burnett	Marcum	McGowan	Halladay	McGowan	Halladay
2008	Carlson	Litsch	Halladay	Halladay	Halladay	Litsch	Halladay
2009	Downs	Halladay	Romero	League	Frasor	Halladay	Halladay
2010	Romero	Marcum	Morrow	Cecil	Morrow	Frasor	Romero
2011	Villanueva	Romero	Romero	Cecil	Romero	Francisco	Romero
2012	Romero	Morrow	Villanueva	Villanueva	Janssen	Morrow	Janssen
2013	Janssen	Loup	Cecil	Buehrle	Buehrle	Janssen	Janssen
2014	Buehrle	Buehrle	Stroman	Stroman	Sanchez	Dickey	Buehrle
2015	Osuna	Sanchez	Buehrle	Buehrle	Estrada	Price	Estrada
2016	Sanchez	Estrada	Sanchez	Happ	Stroman	Liriano	Sanchez

**Most Valuable Pitcher:** 1978 – Clancy & Underwood  
1981 – Stieb

1979 – Underwood  
1982 – Stieb

1980 – Clancy

## BLUE JAYS &amp; CY YOUNG VOTING

YEAR	WINNER	PTS	BLUE JAYS	RANK	PTS
1982	Pete Vuckovich	87	Dave Stieb	4th	36
1984	Willie Hernandez	88	Dave Stieb	8th	1
1985	Bret Saberhagen	127	Doyle Alexander	6th	5
			Dave Stieb	9th	2
1986	Roger Clemens	140	Mark Eichhorn	6th	2
1987	Roger Clemens	124	Jimmy Key	2nd	64
1990	Bob Welch	107	Dave Stieb	6th	2
1991	Roger Clemens	119	Duane Ward	10th	3
1992	Dennis Eckersley	107	Jack Morris	5th	10
1993	Jack McDowell	124	Duane Ward	5th	5
			Pat Hentgen	6th	3
			Juan Guzman	7th	1
1995	Randy Johnson	136	David Cone	4th	18
1996	<b>PAT HENTGEN</b>	<b>110</b>	<b>PAT HENTGEN</b>	<b>1st</b>	<b>110</b>
1997	<b>ROGER CLEMENS</b>	<b>134</b>	<b>ROGER CLEMENS</b>	<b>1st</b>	<b>134</b>
1998	<b>ROGER CLEMENS</b>	<b>140</b>	<b>ROGER CLEMENS</b>	<b>1st</b>	<b>140</b>
2000	Pedro Martinez	140	David Wells	3rd	46
2003	<b>ROY HALLADAY</b>	<b>136</b>	<b>ROY HALLADAY</b>	<b>1st</b>	<b>136</b>
2006	Johan Santana	140	Roy Halladay	3rd	48
2007	C.C. Sabathia	119	Roy Halladay	5th	1
2008	Cliff Lee	132	Roy Halladay	2nd	71
2009	Zach Greinke	134	Roy Halladay	5th	11
2011	Justin Verlander	196	Ricky Romero	10th	2
2015	Dallas Keuchel	186	David Price (TOR/DET)	2nd	143
2016	Rick Porcello	137	J.A. Happ	6th	14
			Aaron Sanchez	7th	6
2017	Corey Kluber	204	Marcus Stroman	8th	2



## BLUE JAYS AND THE AL MANAGER OF THE YEAR VOTING

YEAR	WINNER	PTS	1ST PLACE VOTES	BLUE JAYS	RANK	PTS	1ST PLACE VOTES
1984	Sparky Anderson-DET	96	13	Bobby Cox	4	9	0
1985	<b>BOBBY COX-TOR</b>	104	14	—	—	—	—
1989	Frank Robinson-BAL	125	23	Cito Gaston	2	62	3
1990	Jeff Torborg-CWS	128	23	Cito Gaston	5	6	0
1991	Tom Kelly-MIN	138	27	Cito Gaston	3	17	0
1992	Tony LaRussa-OAK	132	25	Cito Gaston	4	13	1
1993	Gene Lamont-CWS	72	8	Cito Gaston	3	49	3
1998	Joe Torre-NYY	128	23	Tim Johnson	T6	4	0
2003	Tony Peña-KC	130	24	Carlos Tosca	7	3	0
2005	Ozzie Guillen-CWS	105	17	John Gibbons	7	1	0
2008	Joe Maddon-TB	138	27	Cito Gaston	6	2	0
2010	Ron Gardenhire-MIN	108	16	Cito Gaston	5	5	1
2015	Jeff Bannister-TEX	112	17	John Gibbons	4	22	1

## ROOKIE-OF-THE-YEAR

YEAR	PLAYER	FINISHED	WINNER
1979	<b>Alfredo Griffin</b>	Tied 1st	<b>Alfredo Griffin</b> & John Castino
1980	Damaso Garcia	4th	Joe Charboneau
1981	George Bell	8th	Dave Righetti
1982	Jesse Barfield	8th	Cal Ripken
1985	Tom Henke	7th	Ozzie Guillen
1986	Mark Eichhorn	3rd	Jose Canseco
1987	Nelson Liriano	7th	Mark McGwire
1990	John Olerud	4th	Sandy Alomar
1991	Juan Guzman	2nd	Chuck Knoblauch
	Mike Timlin	6th	—
1994	Darren Hall	4th	Bob Hamelin
1995	Shawn Green	5th	Marty Cordova
1996	Tim Lincecum	Tied 7th	Derek Jeter
1997	Jose Cruz	2nd	Nomar Garciaparra
1999	Billy Koch	Tied 7th	Carlos Beltran
2002	<b>Eric Hinske</b>	1st	<b>Eric Hinske</b>
	Josh Phelps	6th	—
2005	Gustavo Chacin	5th	Huston Street
2015	Roberto Osuna	4th	Carlos Correa
2019	Cavan Biggio	5th	Yordan Alvarez
	Vladimir Guerrero Jr.	7th	—

### CALL IT A DRAW

The Blue Jays have played three tie games in their history. The first one was on May 13, 1984 at Cleveland. With one out in the top of the 8th inning, the rains came and play could not resume with the score tied at 4-4. The game had to be completely replayed as part of a TWDH on August 15. The second occurrence was in Cleveland on August 26, 1986. Play was halted after nine innings due to rain with the score tied at 6-6. The game was completely replayed as part of an August 27 TWDH. The third time was on April 26, 1998 after six innings. The Blue Jays and White Sox were tied at 5-5 when the rains came and cancelled the game in Chicago. The game was completely replayed on July 15 as part of a TWDH. Though the games were rained out, the statistics from the games were entered into the books.



# BLUE JAYS AND THE MVP VOTING

BIographies

LAST SEASON

HISTORY

RECORDS

OPPONENTS

PLAYER DEV.

MEDIA & MISC.

YEAR	WINNER	PTS	BLUE JAYS	RANK	PTS
1981	Rollie Fingers	319	Dave Stieb	T27	1
1982	Robin Yount	385	Damaso Garcia	T26	5
1983	Cal Ripken	322	Willie Upshaw	11	41.5
			Lloyd Moseby	14	21
1984	Willie Hernandez	306	Willie Upshaw	T16	8
			George Bell	T16	5
			Dave Stieb	T23	4
			Lloyd Moseby	T23	4
			Doyle Alexander	T27	1
1985	Don Mattingly	367	Jesse Barfield	7	88
			George Bell	8	84
			Tom Henke	20	5
			Dennis Lamp	T21	3
			Doyle Alexander	T21	3
			Damaso Garcia	24	2
1986	Roger Clemens	339	George Bell	4	125
			Jesse Barfield	5	107
			Tony Fernandez	14	17
<b>1987</b>	<b>GEORGE BELL</b>	<b>332</b>	<b>George Bell</b>	<b>1</b>	<b>332</b>
			Tony Fernandez	8	79
			Tom Henke	T13	14
1988	Jose Canseco	392	Fred McGriff	17	9
			Tony Fernandez	26	1
1989	Robin Yount	205	George Bell	4	205
			Fred McGriff	6	96
			Tony Fernandez	19	9
			Mookie Wilson	T25	1
1990	Rickey Henderson	317	Kelly Gruber	4	175
			Fred McGriff	10	30
			Dave Stieb	T25	1
1991	Cal Ripken	318	Joe Carter	5	136
			Roberto Alomar	6	128
			Devon White	16	15
1992	Dennis Eckersley	306	Joe Carter	3	201
			Dave Winfield	5	141
			Roberto Alomar	6	118
			Jack Morris	13	18
1993	Frank Thomas	392	Paul Molitor	2	209
			John Olerud	3	198
			Roberto Alomar	6	102
			Joe Carter	12	25
			Duane Ward	22	3
1994	Frank Thomas	372	Joe Carter	10	35
			Paul Molitor	T18	9
1997	Ken Griffey Jr.	392	Roger Clemens	10	56
1998	Juan Gonzalez	357	Roger Clemens	11	49
1999	Ivan Rodriguez	252	Shawn Green	9	44
			Carlos Delgado	12	16
2000	Jason Giambi	317	Carlos Delgado	4	206
			David Wells	18	2
2001	Ichiro Suzuki	289	Shannon Stewart	T25	1
2003	Alex Rodriguez	242	Carlos Delgado	2	213
2006	Justin Morneau	320	Vernon Wells	T22	3
			Troy Glaus	T31	1
2009	Joe Mauer	387	Aaron Hill	T12	23
			Adam Lind	15	14
2010	Josh Hamilton	358	Jose Bautista	4	165
2011	Justin Verlander	280	Jose Bautista	3	231
2012	Miguel Cabrera	362	Edwin Encarnacion	11	33
2013	Miguel Cabrera	385	Edwin Encarnacion	14	7
2014	Mike Trout	420	Jose Bautista	6	122
<b>2015</b>	<b>JOSH DONALDSON</b>	<b>385</b>	<b>Josh Donaldson</b>	<b>1</b>	<b>385</b>
			Jose Bautista	8	82
			Edwin Encarnacion	12	38
			Russell Martin	24	2
2016	Mike Trout	356	Josh Donaldson	4	200
			Edwin Encarnacion	14	7
2017	Jose Altuve	405	Josh Donaldson	T22	1



# CLUB AWARDS

## BOBBY MATTICK AND AL LAMACCHIA AWARDS

In 1996, the Blue Jays organization established two awards: the **Bobby Mattick Player Development Award** and the **Al LaMacchia Scouting Award**. The awards were created to acknowledge the dedication, success and work ethic of Blue Jays baseball operations personnel, attributes so aptly displayed by the awards' namesakes. The Bobby Mattick Award was named after the longtime baseball executive who had spent 25 years of his career with the Blue Jays. The late Bobby Mattick was responsible for the development of many of the young players who have gone through the Blue Jays system. As well as being Director of Player Development for many years he also managed the Major League Blue Jays for two seasons in 1980 and 1981. The Al LaMacchia Award was named after the veteran scout who spent 20 seasons with the Blue Jays. The late Al LaMacchia's scouting talents have been deeply etched in the Blue Jays short history. In 2003, the Blue Jays introduced a **Community Service Award**. In 2009, the Blue Jays began giving out an award for the **Pro-Scout of the Year Award**.

	<b>Bobby Mattick</b>	<b>Al LaMacchia</b>	<b>Community Service</b>	<b>Pro Scout</b>	<b>International Staff Member</b>
1996	Rockett Wheeler	Duane Larson	--	--	
1997	Omar Malave	Jim Hughes	--	--	
1998	Rolando Pino	Tom Hinkle	--	--	
1999	Bruce Walton	Ellis Dungan	--	--	
2000	Marty Pevey	Tim Wilken	--	--	
2001	Dan Rajkowski	David Blume	--	--	
2002	Dane Johnson	Charles Aliano	--	--	
2003	Mike Basso	Ty Nichols	Cameron Reimers	--	
2004	Ken Joyce	Andy Beene	Tim Whittaker	--	
2005	Rick Langford	Demerius Pittman	Justin Singleton	--	
2006	Dennis Holmberg	Tom Burns	Brian Bormaster	--	
2007	Gary Cathcart	Marc Tramuta	David Corrente	--	
2008	Clayton McCullough	Aaron Jersild	Justin Jackson	--	
2009	Charlie Wilson	Matt Briggs	Alberto Quintana	Jim D'Aloia	
2010	Dane Johnson	Tim Rooney	Matt Daly	Kevin Briand	
2011	Dennis Holmberg	John Hendricks	Anthony Gose	Tom Clark	
2012	Chad Mottola	Blake Crosby	Daniel Barnes	Jim Skaalen	
2013	Mike Mordecai	Ryan Fox	Kevin Nolan	David May	
2014	Stubby Clapp	Nate Murrie	Taylor Cole	Matt Anderson	
2015	Bobby Meacham	Jim Lentine	L.B. Dantzler	Ted Lexas	Luciano Del Rosario

## HOWARD STARKMAN AWARD

On April 10, 2014, the Blue Jays created the **Howard Starkman Award** which is presented annually to the Employee of the Year. It is granted annually to a Toronto Blue Jays Baseball Club employee who best exemplifies the values of integrity, innovation, accountability, team work and a passion for winning.

2014	Howard Starkman
2015	Charlie Wilson
2016	Karyn Gottschalk
2017	Tom Farrell
2018	Harry Einbinder
2019	Michelle Seniuk





## R. HOWARD WEBSTER AWARDS

In 1982 the Blue Jays established a set of awards to be bestowed annually upon the 'Most Valuable Player' on each Blue Jay farm club. The awards are named in honour of R. Howard Webster, who was the first Chairman of the Board for the Toronto Blue Jays.

Year	AAA Syracuse	AA Knoxville	A Kinston	A Florence	A	Rookie Medicine Hat	Rookie Bradenton
1982	T. Fernandez	T. Thompson	D. Shipanoff	K. Kinnard		C. Johnston	E. Bolivar
1983	T. Fernandez	D. Shipanoff	J. Escobar	C. Fielder		R. Robbins	S. Escobar
1984	F. Manrique	M. Sharpeson	L. Aquino	P. Borders		R. Ducey	S. Garcia
1985	R. Leach	S. Davis	E. Yelding	S. Campusano		G. Berroa	D. Martinez
			<b>Ventura</b>		<b>St. Catharines</b>		
1986	M. Sharpeson	G. Hill	G. Myers	P. Munoz	W. Blair	M. Whiten	
			<b>Dunedin</b>	<b>Myrtle Beach</b>			
1987	T. Stottlemire	G. Berroa	S. Cummings	D. Linton	D. Bell	A. Dziadkowiec	
1988	A. Infante	A. Sanchez	P. Munoz	L. Sojo	W. Williams	E. Mendez	W. Rojas
1989	G. Hill	D. Bell	N. Cromwell	R. Gianelli	G. O'Halloran	S. Holtzclaw	
1990	M. Whiten	T. Quinlan	J. Kent	M. Ogliaruso	C. Delgado	B. Bowers	
							<b>Gulf Coast</b>
1991	D. Bell	J. Kent	N. Wilson	H. Battle	R. Butler	F. Crespo	C. Stynes
1992	B. Davis	J. De La Rosa	C. Delgado	A. Gonzalez	T. Crabtree	J. Hererra	T. Brito
				<b>Hagerstown</b>			
1993	R. Perez	C. Delgado	C. Weinke	D.J. Boston	A. Beltran	L. De La Cruz	A. Hightower
1994	S. Green	C. Stynes	K. Harmes	D. Sinnes	J. Ladd	J. Mosquera	K. Escobar
1995	R. Perez	S. Stewart	J. Patzke	J. Ladd	J. Young	M. Peebles	M. Whitlock
1996	S. Stewart	R. Jones	R. Halladay	M. Whitlock	W. Skett	R. Stromsberg	
1997	R. Butler	K Witt	W. Skett	L. Lopez	S. Langaigne	G. Morrison	
1998	P. Lennon	L. Lopez	B. Abernathy	J. Sneed	J. Kingery	J. Gibbons	
1999	L. Lopez	T. Giles	C. Izturis	J. Nunez	B. Jackson	G. Chacin	
		<b>Tennessee</b>			<b>Queens</b>		
2000	C. Mottola	J. Gibbons	J. Lawrence	R. Johnson	M. Malpica	J. Johnson	
				<b>Charleston</b>	<b>Auburn</b>		
2001	L. Lopez	J. Phelps	R. Thompson	A. McCulloch	M. Mayorson	N. Tempesta	
2002	G. Burnham	V. Chulk	D. Rich	M. Snyder	J. Owens	J. DeJong	
		<b>New Haven</b>				<b>Pulaski</b>	
2003	S. Pond	A. Rios	J. Harper	R. Medina	V. Chiaravallotti	R. Diaz	
		<b>New Hampshire</b>					
2004	G. Williams	A. Hill	I. Ramirez	C. Johnston	A. Lind	Y. Rodriguez	
				<b>Lansing</b>			
2005	J. Griffin	J. Banks	A. Lind	C. Snaveley	R. Patterson	J. Butler	
2006	K. Barker	A. Lind	R. Patterson	C. Cheng	J. Campbell	T. Snider	
2007	J. Banks	D. Smith	J. Kreuzer	T. Snider	B. Cecil	<b>(Ended)</b>	J. Chavez
2008	D. Purcey	S. Campbell	B. Dopriak	M. Rzepczynski	R. Bell	--	B. Fuenmayer
	<b>Las Vegas</b>					--	
2009	R. Ruiz	B. Dopirak	M. Sierra	J. Chavez	S. Ochinko	--	C. Perez
2010	J. Arencibia	E. Thames	M. McDade	S. Ochinko	C. Perez	--	J. Marisnick
					<b>Vancouver</b>	<b>Bluefield</b>	
2011	D. Cooper	T. d'Arnaud	A. Jimenez	J. Marisnik	J. Nicolino	C. Hawkins	J. Rosado
2012	A. Hechavarria	R. Goins	D. Barnes	J. Nicolino	J. Avendano	C. Lopes	A. Tirado
	<b>Buffalo</b>						
2013	R. Goins	B. Glenn	J. Berti	D. Smith Jr.	L. Dantzler	M. Dean	F. Barreto
2014	K. Pillar	J. Berti	D. Smith Jr.	M. Nay	F. Barreto	R. Urena	J. Kelly
2015	M. Hague	R. Schimpf	W. Browning	R. McBroom	R. Hissey	R. Orozco	J. Maese



# OPENING DAY

## SEASON OPENERS (21-22)

DATE	OPPONENT	W/L	SCORE	WP	LP	ATT
April 7, 1977	Chicago	W	9-5	Johnson	Brett	44,649
April 7, 1978	at Detroit	L	2-6	Fidrych	Lemanczyk	52,528
April 5, 1979	at Kansas City	L	2-11	Leonard	Underwood	37,754
April 9, 1980	at Seattle	L	6-8	Parrott	Lemanczyk	22,588
April 9, 1981	at Detroit	L	2-6	Morris	McLaughlin	51,452
April 9, 1982	Milwaukee	L	4-15	Vuckovich	Bomback	30,216
April 5, 1983	at Boston	W	7-1	Stieb	Eckersley	33,852
April 4, 1984	at Seattle	L	2-3 (10)	Stanton	Lamp	43,200
April 8, 1985	at Kansas City	L	1-2	Black	Stieb	41,086
April 8, 1986	at Texas	L	3-6	Guzman	Stieb	40,602
April 6, 1987	Cleveland	W	7-3	Key	Candiotti	40,404
April 4, 1988	at Kansas City	W	5-3	Key	Saberhagen	40,648
April 3, 1989	at Kansas City	W	4-3	Key	Gubicza	38,595
April 9, 1990	at Texas	L	2-4	Ryan	Stottlemire	40,907
April 8, 1991	Boston	L	2-6	Clemens	Stieb	50,114
April 6, 1992	at Detroit	W	4-2	Morris	Gullickson	51,068
April 6, 1993	at Seattle	L	1-8	Johnson	Morris	56,120
April 4, 1994	Chicago	W	7-3	Guzman	McDowell	50,484
April 26, 1995	Oakland	W	13-1	Cone	Stewart	50,426
April 1, 1996	at Oakland (Las Vegas)	W	9-6	Hanson	Reyes	7,294
April 1, 1997	Chicago	L	5-6 (10)	Castillo	Plesac	40,299
April 1, 1998	Minnesota	W	3-2	Clemens	Tewksbury	41,387
April 6, 1999	at Minnesota	L	1-6	Radke	Hentges	45,601
April 3, 2000	Kansas City	W	5-4	Koch	Spradlin	40,898
April 1, 2001	Texas (Puerto Rico)	W	8-1	Loaiza	Helling	19,891
April 1, 2002	at Boston	W	12-11	Escobar	Urbina	33,520
March 31, 2003	New York (AL)	L	4-8	Clemens	Halladay	50,119
April 5, 2004	Detroit	L	0-7	Johnson	Halladay	47,817
April 4, 2005	at Tampa Bay	W	5-2	Halladay	Brazelton	26,018
April 4, 2006	Minnesota	W	6-3	Halladay	Santana	50,449
April 2, 2007	at Detroit	W	5-3 (10)	Frasor	Rodney	44,297
April 1, 2008	at New York (AL)	L	2-3	Wang	Halladay	55,112
April 6, 2009	Detroit	W	12-5	Halladay	Verlander	48,027
April 5, 2010	at Texas	L	4-5	Francisco	Frasor	50,299
April 1, 2011	Minnesota	W	13-3	Romero	Pavano	47,984
April 5, 2012	at Cleveland	W	7-4 (16)	Perez	Asencio	43,190
April 2, 2013	Cleveland	L	1-4	Masterson	Dickey	48,857
March 31, 2014	at Tampa Bay	L	2-9	Price	Dickey	31,042
April 6, 2015	at New York (AL)	W	6-1	Hutchison	Tanaka	48,469
April 3, 2016	at Tampa Bay	W	5-3	Stroman	Archer	31,042
April 3, 2017	at Baltimore	L	2-3 (11)	Wilson	Grilli	45,667
March 29, 2018	New York (AL)	L	1-6	Severino	Happ	48,115
March 28, 2019	Detroit	L	0-2 (10)	Alcantara	Hudson	45,048

### OPENING UP

Toronto's 16-inning contest at Cleveland to begin the 2012 season was the longest Opening Day game in Major League history. The Blue Jays won, 7-4, in 16 innings after J.P. Arencibia broke the tie with a three-run home run.

In fact, the Blue Jays started the 2012 season with consecutive extra-inning games for the first time in franchise history. It marked the 5th time in MLB history that a team started 2-0 with two extra-innings wins on the road, the others being the 1908 St. Louis Browns, 1910 Cleveland Naps, 1935 Cleveland Indians and 2007 Atlanta Braves.

BIOGRAPHIES

LAST SEASON

HISTORY

RECORDS

OPPONENTS

PLAYER DEV.

MEDIA & MISC.



# HOME OPENERS (26-17)

DATE	OPPONENT	W/L	SCORE	WP	LP	ATT
April 7, 1977	Chicago	W	9-5	Johnson	Brett	44,649
April 14, 1978	Detroit	W	10-8	Kirkwood	Wilcox	35,761
April 13, 1979	Kansas City	W	4-1	Clancy	Spittorf	40,035
April 16, 1980	Milwaukee	W	11-2	Stieb	Slaton	12,688
April 13, 1981	New York	W	5-1	Clancy	John	25,112
April 9, 1982	Milwaukee	L	4-15	Vuckovich	Bomback	30,216
April 9, 1983	New York	W	7-4	Jackson	Gossage	36,459
April 17, 1984	Baltimore	W	3-2	Key	T.Martinez	35,602
April 16, 1985	Texas	L	4-9	Mason	Leal	41,284
April 14, 1986	Baltimore	L	1-2	Boddicker	Alexander	43,587
April 6, 1987	Cleveland	W	7-3	Key	Candiotti	40,404
April 11, 1988	New York	W	17-9	Wells	Rhoden	45,185
April 14, 1989	Kansas City	W	3-0	Key	Leibrandt	46,028
April 10, 1990	Texas	W	2-1	Stieb	Hough	49,673
April 8, 1991	Boston	L	2-6	Clemens	Stieb	50,114
April 10, 1992	Baltimore	W	4-3	Hentgen	Olson	50,424
April 9, 1993	Cleveland	W	13-10	Eichhorn	Power	50,533
April 4, 1994	Chicago	W	7-3	Guzman	McDowell	50,484
April 26, 1995	Oakland	W	13-1	Cone	Stewart	50,426
April 9, 1996	California	W	5-0	Hentgen	Langston	36,316
April 1, 1997	Chicago	L	5-6(10)	Castillo	Plesac	40,299
April 1, 1998	Minnesota	W	3-2	Clemens	Tewksbury	41,387
April 12, 1999	Tampa Bay	W	7-1	Wells	Saunders	37,160
April 3, 2000	Kansas City	W	5-4	Koch	Spradlin	40,898
April 9, 2001	Tampa Bay	W	8-1	Hamilton	Wilson	48,115
April 4, 2002	Minnesota	W	7-2	Halladay	Mays	47,469
March 31, 2003	New York (AL)	L	4-8	Clemens	Halladay	50,119
April 5, 2004	Detroit	L	0-7	Johnson	Halladay	47,817
April 8, 2005	Boston	L	5-6	Arroyo	Bush	50,560
April 4, 2006	Minnesota	W	6-3	Halladay	Santana	50,449
April 9, 2007	Kansas City	W	9-1	Burnett	Perez	50,125
April 4, 2008	Boston	W	6-3	Marcum	Aardsma	50,171
April 6, 2009	Detroit	W	12-5	Halladay	Verlander	48,027
April 12, 2010	Chicago (AL)	L	7-8	Thornton	Accardo	46,321
April 1, 2011	Minnesota	W	13-3	Romero	Pavano	47,984
April 9, 2012	Boston	L	2-4	Atchison	Santos	48,473
April 2, 2013	Cleveland	L	1-4	Masterson	Dickey	48,857
April 4, 2014	New York (AL)	L	3-7	Tanaka	McGowan	48,197
April 13, 2015	Tampa Bay	L	1-2	Odorizzi	Dickey	48,414
April 8, 2016	Boston	L	7-8	Barnes	Storen	48,871
April 11, 2017	Milwaukee	L	3-4	Peralta	Happ	48,456
March 29, 2018	New York (AL)	L	1-6	Severino	Happ	48,115
March 28, 2019	Detroit	L	0-2 (10)	Alcantara	Hudson	45,048

## SEASON OPENING DAY

### RECORDS

OVERALL RECORD:	21-22
HOME OPENERS:	26-17
EXTRA INNINGS:	2-4
MOST RUNS:	13, 2x, last: April 1, 2011 vs. Minnesota
MOST HITS:	16 vs. Chicago, April 7, 1977
FEWEST HITS:	2 vs. New York (AL), March 29, 2018 & vs. Detroit, March 28, 2019
MOST RUNS, OPPONENT:	15 vs. Milwaukee, April 9, 1982
MOST HITS, OPPONENT:	16 vs. Milwaukee, April 9, 1982
FEWEST HITS, OPPONENT:	3 at Boston, April 5, 1983 & at New York (AL), April 6, 2015
EARLIEST OPENING DAY:	vs. Detroit, March 28, 2019
LATEST OPENING DAY:	vs. Oakland, April 26, 1995
RECORD VS. OPPONENTS:	Baltimore, 0-1; Boston, 2-1; Chicago, 2-1; Cleveland, 2-1; Detroit, 3-4; Kansas City, 3-2; Milwaukee, 0-1; Minnesota, 3-1; New York, 1-3; Oakland, 2-0; Seattle, 0-3; Tampa Bay, 2-1; Texas, 1-3
MOST STARTS:	Roy Halladay (7)
MOST WINS:	Roy Halladay (3), Jimmy Key (3)
MOST LOSSES:	Dave Stieb (3), Roy Halladay (3)
LARGEST OPENING DAY CROWD:	50,560, April 8, 2005 vs. Boston
SMALLEST OPENING DAY CROWD:	12,688, April 16, 1980 vs. Milwaukee



## 1977

### vs. CHICAGO

John Scott	-LF
Hector Torres	-SS
Doug Ault	-1B
Otto Velez	-DH
Gary Woods	-CF
Steve Bowling	-RF
Pedro Garcia	-2B
Dave McKay	-3B
Rick Cerone	-C
Bill Singer	-P
Roy Hartsfield	-MGR

## 1981

### at DETROIT

Alfredo Griffin	-SS
Lloyd Moseby	-CF
Otto Velez	-DH
John Mayberry	-1B
Willie Upshaw	-LF
Damaso Garcia	-2B
Barry Bonnell	-RF
Danny Ainge	-3B
Ernie Whitt	-C
Jim Clancy	-P
Bob Mattick	-MGR

## 1985

### at KANSAS CITY

Damaso Garcia	-2B
Lloyd Moseby	-CF
George Bell	-LF
Jesse Barfield	-RF
Jeff Burroughs	-DH
Willie Upshaw	-1B
Buck Martinez	-C
Garth Iorg	-3B
Tony Fernandez	-SS
Dave Stieb	-P
Bobby Cox	-MGR

## 1989

### at KANSAS CITY

Lloyd Moseby	-CF
Rance Mulliniks	-3B
Tony Fernandez	-SS
George Bell	-LF
Fred McGriff	-1B
Jesse Barfield	-RF
Ernie Whitt	-C
Nelson Liriano	-DH
Manny Lee	2B
Jimmy Key	-P
Jimmy Williams	-MGR

## 1978

### at DETROIT

Rick Bosetti	-CF
Al Woods	-LF
Roy Howell	-3B
Rico Carty	-DH
John Mayberry	-1B
Tommy Hutton	-RF
Dave McKay	-2B
Luis Gomez	-SS
Alan Ashby	-C
Dave Lemanczyk	-P
Roy Hartsfield	-MGR

## 1982

### vs. MILWAUKEE

Alfredo Griffin	-SS
Al Woods	-LF
Lloyd Moseby	-CF
Willie Upshaw	-1B
John Mayberry	-DH
Jesse Barfield	-RF
Ernie Whitt	-C
Damaso Garcia	-2B
Rance Mulliniks	-3B
Mark Bombard	-P
Bobby Cox	-MGR

## 1986

### at TEXAS

Lloyd Moseby	-CF
Tony Fernandez	-SS
Rance Mulliniks	-3B
Willie Upshaw	-1B
George Bell	-LF
Jesse Barfield	-RF
Ernie Whitt	-C
Cecil Fielder	-DH
Damaso Garcia	-2B
Dave Stieb	-P
Jimmy Williams	-MGR

## 1990

### at TEXAS

Tony Fernandez	-SS
Mookie Wilson	-CF
Kelly Gruber	-3B
George Bell	-LF
Fred McGriff	-1B
John Olerud	-DH
Greg Myers	-C
Nelson Liriano	-2B
Junior Felix	-RF
Todd Stottlemire	-P
Cito Gaston	-MGR

## 1979

### at KANSAS CITY

Alfredo Griffin	-SS
Bob Bailor	-RF
Roy Howell	-3B
Rico Carty	-DH
John Mayberry	-1B
Rick Bosetti	-CF
Bobby Brown	-LF
Dave McKay	-2B
Rick Cerone	-C
Tom Underwood	-P
Roy Hartsfield	-MGR

## 1983

### at BOSTON

Damaso Garcia	-2B
Dave Collins	-LF
Willie Upshaw	-1B
Cliff Johnson	-DH
Jesse Barfield	-RF
Ernie Whitt	-C
Lloyd Moseby	-CF
Rance Mulliniks	-3B
Alfredo Griffin	-SS
Dave Stieb	-P
Bobby Cox	-MGR

## 1987

### vs. CLEVELAND

Tony Fernandez	-SS
Rance Mulliniks	-3B
Lloyd Moseby	-CF
George Bell	-LF
Jesse Barfield	-RF
Willie Upshaw	-1B
Ernie Whitt	-C
Fred McGriff	-DH
Mike Sharperson	-2B
Jimmy Key	-P
Jimmy Williams	-MGR

## 1991

### vs. BOSTON

Devon White	-CF
Roberto Alomar	-2B
Kelly Gruber	-3B
Joe Carter	-RF
John Olerud	-1B
Rance Mulliniks	-DH
Greg Myers	-C
Manuel Lee	-SS
Mookie Wilson	-LF
Dave Stieb	-P
Cito Gaston	-MGR

## 1980

### at SEATTLE

Alfredo Griffin	-SS
Bob Bailor	-RF
John Mayberry	-1B
Otto Velez	-DH
Roy Howell	-3B
Barry Bonnell	-LF
Rick Bosetti	-CF
Damaso Garcia	-2B
Ernie Whitt	-C
Dave Lemanczyk	-P
Bob Mattick	-MGR

## 1984

### at SEATTLE

Damaso Garcia	-2B
Rance Mulliniks	-3B
Lloyd Moseby	-CF
Willie Upshaw	-1B
Cliff Johnson	-DH
George Bell	-LF
Jesse Barfield	-RF
Ernie Whitt	-C
Alfredo Griffin	-SS
Jim Clancy	-P
Bobby Cox	-MGR

## 1988

### at KANSAS CITY

Nelson Liriano	-2B
Lloyd Moseby	-LF
Tony Fernandez	-SS
George Bell	-DH
Rance Mulliniks	-3B
Ernie Whitt	-C
Jesse Barfield	-RF
Fred McGriff	-1B
Sil Campusano	-CF
Jimmy Key	-P
Jimmy Williams	-MGR

## 1992

### at DETROIT

Devon White	-CF
Roberto Alomar	-2B
Joe Carter	-RF
Dave Winfield	-DH
Kelly Gruber	-3B
John Olerud	-1B
Derek Bell	-LF
Pat Borders	-C
Manuel Lee	-SS
Jack Morris	-P
Cito Gaston	-MGR



## 1993

## at SEATTLE

Devon White	-CF
Roberto Alomar	-2B
Paul Molitor	-DH
Joe Carter	-LF
Darrin Jackson	-RF
Domingo Martinez	-1B
Ed Sprague	-3B
Pat Borders	-C
Dick Schofield	-SS
Jack Morris	-P
Cito Gaston	-MGR

## 1997

## vs. CHICAGO

Otis Nixon	-CF
Carlos Garcia	-2B
Orlando Merced	-RF
Joe Carter	-1B
Ed Sprague	-3B
Carlos Delgado	-DH
Benito Santiago	-C
Shawn Green	-LF
Alex Gonzalez	-SS
Pat Hentgen	-P
Cito Gaston	-MGR

## 2001

## vs. TEXAS (Puerto Rico)

Shannon Stewart	-LF
Alex Gonzalez	-SS
Raul Mondesi	-RF
Carlos Delgado	-1B
Brad Fullmer	-DH
Tony Batista	-3B
Darrin Fletcher	-C
Jose Cruz Jr.	-CF
Homer Bush	-2B
Esteban Loaiza	-P
Buck Martinez	-MGR

## 2005

## at TAMPA BAY

Frank Catalanotto	-LF
Orlando Hudson	-2B
Vernon Wells	-CF
Corey Koskie	-3B
She Hillenbrand	-DH
Eric Hinske	-1B
Gregg Zaun	-C
Gabe Gross	-RF
Russ Adams	-SS
Roy Halladay	-P
John Gibbons	-MGR

## 1994

## vs. CHICAGO

Devon White	-CF
Roberto Alomar	-2B
Paul Molitor	-DH
Joe Carter	-RF
John Olerud	-1B
Carlos Delgado	-LF
Ed Sprague	-3B
Pat Borders	-C
Alex Gonzalez	-SS
Juan Guzman	-P
Cito Gaston	-MGR

## 1998

## vs. MINNESOTA

Shannon Stewart	-LF
Tony Fernandez	-2B
Shawn Green	-RF
Jose Canseco	-DH
Mike Stanley	-1B
Darrin Fletcher	-C
Ed Sprague	-3B
Jose Cruz Jr.	-CF
Alex Gonzalez	-SS
Roger Clemens	-P
Tim Johnson	-MGR

## 2002

## at BOSTON

Shannon Stewart	-DH
Eric Hinske	-3B
Raul Mondesi	-RF
Carlos Delgado	-1B
Jose Cruz Jr.	-LF
Darrin Fletcher	-C
Vernon Wells	-CF
Homer Bush	-2B
Felipe Lopez	-SS
Chris Carpenter	-P
Buck Martinez	-MGR

## 2006

## vs. MINNESOTA

Reed Johnson	-LF
Alex Rios	-RF
Vernon Wells	-CF
Troy Glaus	-3B
Lyle Overbay	-1B
Shea Hillenbrand	-DH
Bengie Molina	-C
Aaron Hill	-2B
Russ Adams	-SS
Roy Halladay	-P
John Gibbons	-MGR

## 1995

## vs. OAKLAND

Devon White	-CF
Alex Gonzalez	-SS
Paul Molitor	-DH
Joe Carter	-LF
John Olerud	-1B
Roberto Alomar	-2B
Shawn Green	-RF
Ed Sprague	-3B
Lance Parrish	-C
David Cone	-P
Cito Gaston	-MGR

## 1999

## at MINNESOTA

Shannon Stewart	-LF
Homer Bush	-2B
Shawn Green	-RF
Dave Hollins	-DH
Carlos Delgado	-1B
Tony Fernandez	-3B
Jose Cruz Jr.	-CF
Darrin Fletcher	-C
Alex Gonzalez	-SS
Pat Hentgen	-P
Jim Fregosi	-MGR

## 2003

## vs. NEW YORK

Shannon Stewart	-LF
Frank Catalanotto	-RF
Vernon Wells	-CF
Carlos Delgado	-1B
Josh Phelps	-DH
Eric Hinske	-3B
Orlando Hudson	-2B
Chris Woodward	-SS
Ken Huckaby	-C
Roy Halladay	-P
Carlos Tosca	-MGR

## 2007

## at DETROIT

Reed Johnson	-LF
Lyle Overbay	-1B
Vernon Wells	-CF
Frank Thomas	-DH
Troy Glaus	-3B
Alex Rios	-RF
Aaron Hill	-2B
Gregg Zaun	-C
Royce Clayton	-SS
Roy Halladay	-P
John Gibbons	-MGR

## 1996

## at OAKLAND (Las Vegas)

Otis Nixon	-CF
Domingo Cedenio	-2B
Joe Carter	-LF
John Olerud	-DH
Ed Sprague	-3B
Carlos Delgado	-1B
Shawn Green	-RF
Sandy Martinez	-C
Alex Gonzalez	-SS
Erik Hanson	-P
Cito Gaston	-MGR

## 2000

## vs. KANSAS CITY

Shannon Stewart	-LF
Homer Bush	-2B
Raul Mondesi	-RF
Carlos Delgado	-1B
Brad Fullmer	-DH
Tony Batista	-3B
Darrin Fletcher	-C
Jose Cruz Jr.	-CF
Alex Gonzalez	-SS
David Wells	-P
Jim Fregosi	-MGR

## 2004

## vs. DETROIT

Reed Johnson	-RF
Frank Catalanotto	-LF
Vernon Wells	-CF
Carlos Delgado	-1B
Josh Phelps	-DH
Eric Hinske	-3B
Orlando Hudson	-2B
Chris Woodward	-SS
Kevin Cash	-C
Roy Halladay	-P
Carlos Tosca	-MGR

## 2008

## at NEW YORK

David Eckstein	-SS
Shannon Stewart	-LF
Alex Rios	-RF
Vernon Wells	-CF
Frank Thomas	-DH
Lyle Overbay	-1B
Aaron Hill	-2B
Marco Scutaro	-3B
Gregg Zaun	-C
Roy Halladay	-P
John Gibbons	-MGR



**2009****vs. DETROIT**

Marco Scutaro	-SS
Aaron Hill	-2B
Alex Rios	-RF
Vernon Wells	-CF
Adam Lind	-DH
Scott Rolen	-3B
Lyle Overbay	-1B
Rod Barajas	-C
Travis Snider	-LF
Roy Halladay	-P
Cito Gaston	-MGR

**2013****vs. CLEVELAND**

Jose Reyes	-SS
Melky Cabrera	-LF
Jose Bautista	-RF
Edwin Encarnacion	-1B
Adam Lind	-DH
J.P. Arencibia	-C
Colby Rasmus	-CF
Maicer Izturis	-3B
Emilio Bonifacio	-2B
R.A. Dickey	-P
John Gibbons	-MGR

**2017****at BALTIMORE**

Devon Travis	-2B
Josh Donaldson	-3B
Jose Bautista	-RF
Kendrys Morales	-DH
Troy Tulowitzki	-SS
Russell Martin	-C
Steve Pearce	-1B
Kevin Pillar	-CF
Ezequiel Carrera	-LF
Marco Estrada	-P
John Gibbons	-MGR

**2010****at TEXAS**

Jose Bautista	-RF
Aaron Hill	-2B
Adam Lind	-DH
Vernon Wells	-CF
Lyle Overbay	-1B
John Buck	-C
Edwin Encarnacion	-3B
Alex Gonzalez	-SS
Travis Snider	-LF
Shaun Marcum	-P
Cito Gaston	-MGR

**2014****at TAMPA BAY**

Jose Reyes	-SS
Melky Cabrera	-LF
Jose Bautista	-RF
Edwin Encarnacion	-1B
Dioner Navarro	-DH
Brett Lawrie	-3B
Colby Rasmus	-CF
Maicer Izturis	-2B
Josh Thole	-C
R.A. Dickey	-P
John Gibbons	-MGR

**2018****vs. NEW YORK (AL)**

Devon Travis	-2B
Josh Donaldson	-3B
Justin Smoak	-1B
Curtis Granderson	-LF
Kendrys Morales	-DH
Randal Grichuk	-RF
Russell Martin	-C
Kevin Pillar	-CF
Aledmys Diaz	-SS
J.A. Happ	-P
John Gibbons	-MGR

**2011****vs. MINNESOTA**

Rajai Davis	-CF
Yunel Escobar	-SS
Jose Bautista	-RF
Adam Lind	-1B
Aaron Hill	-2B
Edwin Encarnacion	-3B
Travis Snider	-LF
Juan Rivera	-DH
J.P. Arencibia	-C
Ricky Romero	-P
John Farrell	-MGR

**2015****at NEW YORK**

Jose Reyes	-SS
Russell Martin	-C
Jose Bautista	-RF
Edwin Encarnacion	-1B
Josh Donaldson	-3B
Dioner Navarro	-DH
Dalton Pompey	-CF
Kevin Pillar	-LF
Devon Travis	-2B
Drew Hutchison	-P
John Gibbons	-MGR

**2019****vs. DETROIT**

Brandon Drury	-3B
Randal Grichuk	-RF
Teoscar Hernandez	-LF
Justin Smoak	-1B
Lourdes Gurriel Jr.	-2B
Kevin Pillar	-CF
Rowdy Tellez	-DH
Danny Jansen	-C
Freddy Galvis	-SS
Marcus Stroman	-P
Charlie Montoyo	-MGR

**2012****at CLEVELAND**

Yunel Escobar	-SS
Kelly Johnson	-2B
Jose Bautista	-RF
Adam Lind	-1B
Edwin Encarnacion	-DH
Brett Lawrie	-3B
Eric Thames	-LF
J.P. Arencibia	-C
Colby Rasmus	-CF
Ricky Romero	-P
John Farrell	-MGR

**2016****at TAMPA BAY**

Kevin Pillar	-CF
Josh Donaldson	-3B
Jose Bautista	-RF
Edwin Encarnacion	-DH
Troy Tulowitzki	-SS
Chris Colabello	-1B
Michael Saunders	-LF
Russell Martin	-C
Ryan Goins	-2B
Marcus Stroman	-P
John Gibbons	-MGR

**200 HOME RUNS**

The Blue Jays have had 11 seasons in which they hit at least 200 home runs. Toronto hit a club-record 257 home runs in 2010 to lead the Majors.

Season	Home Runs
2010	257
2019	247
2000	244
2015	232
2017	222
2016	221
1998	221
2018	217
1987	215
1999	212







## NATIONAL BASEBALL HALL OF FAME AND MUSEUM

25 Main Street, Cooperstown, New York 13326

**Phone:** (607) 547-7200

**Public Relations: (607) 547-0215**

**E-mail address:** [info@baseballhall.org](mailto:info@baseballhall.org)

**Website:** [baseballhall.org](http://baseballhall.org)

**Summer Hours:** Memorial Day Weekend - Labor Day Weekend: 9 a.m. to 9 p.m.

**Regular Hours:** 9 a.m. to 5 p.m.

**Holiday Closings:** Thanksgiving Day, Christmas Day, and New Year's Day.

**DIRECTORY:** Roy Forbes Clark (Chairman), Joe Morgan (Vice Chairman), Tim Lincecum (President), Jeff Jones (Senior Vice President of Finance and Administration), Sean Gahagan (Vice President, Retail Merchandising & Licensing), Erik Strohl (Vice President, Exhibitions and Collections), Ken Meifert (Vice President, Sponsorship & Development)

**RESEARCH AND LIBRARY CONTACTS:** Jim Gates (Librarian)

**PR CONTACTS:** Jon Shestakofsky (Vice President, Communications & Education) and Craig Muder (Comm. Director)

### HALL OF FAME WEEKEND 2020: July 24-27

**Class of 2020:** Derek Jeter, Marvin Miller, Ted Simmons and Larry Walker

**Awards Presentation:** Sat. July 25, 4:30 p.m. ET **Induction:** Sun. July 26, 1:30 p.m. ET, Clark Sports Center

### BLUE JAYS IN THE HALL OF FAME

With the election of Roy Halladay in 2019, a total of eight former players, one manager and one executive in the Hall of Fame spent some of their professional careers with the Toronto Blue Jays. Halladay pitched for the Blue Jays from 1998-2009, earning six All-Star Game selections and the 2003 AL Cy Young Award. Bobby Cox managed the Blue Jays from 1982-85 and Frank Thomas played for the Blue Jays from 2007-08. Roberto Alomar spent five seasons (1991-1995) with the Blue Jays and was the first player to enter the Hall of Fame (in 2011) wearing a Blue Jays cap, while 2011 electee Pat Gillick joined the team's front office in 1978 and led the Jays to World Series titles in 1992 and 1993. Others with Jays ties include Rickey Henderson (1993), Paul Molitor (1993-1995), Jack Morris (1992-93), Phil Niekro (1987) and Dave Winfield (1992). For more information on Blue Jays in the Hall of Fame, visit the "Hall of Famers" team pages at [www.baseballhall.org](http://www.baseballhall.org).

### NOTABLE BLUE JAYS ARTIFACTS IN COOPERSTOWN

- Batting gloves worn by Cavan Biggio on Sept. 17, 2019, when he hit for the cycle.
- Jersey worn by Russell Martin on Canada Day 2017.
- Cap worn by Yan Gomes on May 17, 2012 when he became the first Brazilian to appear in an MLB game.
- Jersey worn by Frank Thomas to hit his 500<sup>th</sup> HR on June 28, 2007.
- Bat used by Carlos Delgado to hit four home runs in one game on Sept. 25, 2003.
- Bat used by Cliff Johnson to set a record for most career pinch hit home runs (19).
- Ball from Roger Clemens' 200<sup>th</sup> career win against the New York Yankees on May 21, 1997.
- Bat used by Joe Carter to hit his game-winning home run in Game 6 of the 1993 World Series against the Philadelphia Phillies.



### A LOOK AHEAD TO 2021

Ballots for the 2021 Hall of Fame/BBWAA election will be distributed following the 2020 season with results from the voting scheduled to be announced in January 2021. A partial list of first-year candidates for election includes Mark Buehrle, Tim Lincecum, Torii Hunter and Aramis Ramirez. Historical information on past BBWAA elections and the election process can be accessed at [www.baseballhall.org](http://www.baseballhall.org) or by contacting the Hall of Fame Communications department.

**Batting gloves worn by Cavan Biggio on Sept. 17, 2019, when he hit for the cycle.**

### CONNECT TO COOPERSTOWN

- For up-to-the-minute news from Cooperstown, visit at [www.baseballhall.org](http://www.baseballhall.org). Stay up-to-date on all the activity at the Hall of Fame's official site and through social networking on Facebook, Instagram, Twitter and YouTube.
- If you would like to receive interesting stories and timely news items direct from the Hall of Fame and get the inside track on the latest happenings in Cooperstown, sign up for *Inside Pitch*. There's no cost to receive our weekly electronic newsletter in your e-mail box at home or work and it's easy to enroll: Just log on to [www.baseballhall.org/media/museum-facts](http://www.baseballhall.org/media/museum-facts).
- If you have an interest in receiving *Around The Horn*, the Hall's monthly media newsletter, please send an e-mail to [info@baseballhall.org](mailto:info@baseballhall.org). Be sure to include your name, name of organization and e-mail address. Or visit [www.baseballhall.org/media-info](http://www.baseballhall.org/media-info).

### RESEARCH ASSISTANCE

The Hall of Fame is pleased to provide assistance in baseball research and members of the media are encouraged to utilize this valuable baseball resource whenever necessary by calling the Public Relations department at (607) 547-0215, or the Library Reference desk at (607) 547-0330.



# ***TORONTO BLUE JAYS RECORDS***

---

**RANDAL GRICHUK**

# SEASON RECORDS

## CLUB STATISTICS

### YEAR-BY-YEAR RECORD

YEAR	WON-LOST	PCT	HOME	PCT	ROAD	PCT	POS	GB	MANAGER	
1977	54-107	.335	25-55	.313	29-52	.358	7th	45.5	Roy Hartsfield	
1978	59-102	.366	37-44	.457	22-58	.275	7th	50.0	Roy Hartsfield	
1979	53-109	.327	32-49	.395	21-60	.259	7th	50.5	Roy Hartsfield	
1980	67-95	.414	35-46	.432	32-49	.395	7th	36.0	Bob Mattick	
1981	16-42	.276	(1st half) (2nd half)	17-36	.320	20-33	.377	7th	19.0	Bob Mattick
	21-27	.438					7th	7.5	Bob Mattick	
1982	78-84	.481	44-37	.543	34-47	.420	T6th	17.0	Bobby Cox	
1983	89-73	.549	48-33	.593	41-40	.506	4th	9.0	Bobby Cox	
1984	89-73	.549	49-32	.605	40-41	.494	2nd	15.0	Bobby Cox	
1985	99-62	.615	54-26	.675	45-36	.556	1st	+2.0	Bobby Cox	
1986	86-76	.531	42-39	.519	44-37	.543	4th	9.5	Jimmy Williams	
1987	96-66	.593	52-29	.642	44-37	.543	2nd	2.0	Jimmy Williams	
1988	87-75	.537	45-36	.556	42-39	.519	T3rd	2.0	Jimmy Williams	
1989	89-73	.549	46-35	.568	43-38	.531	1st	+2.0	Williams/Gaston	
1990	86-76	.531	44-37	.543	42-39	.519	2nd	2.0	Cito Gaston	
1991	91-71	.562	46-35	.568	45-36	.556	1st	+7.0	Gaston/Tenace	
1992	96-66	.593	53-28	.654	43-38	.531	1st	+4.0	Cito Gaston	
1993	95-67	.586	48-33	.593	47-34	.580	1st	+7.0	Cito Gaston	
1994	55-60	.478	33-26	.559	22-34	.393	3rd	16.0	Cito Gaston	
1995	56-88	.389	29-43	.403	27-45	.375	5th	31.0	Cito Gaston	
1996	74-88	.457	35-46	.432	39-42	.481	4th	18.0	Cito Gaston	
1997	76-86	.469	42-39	.519	34-47	.420	5th	22.0	Gaston/Queen	
1998	88-74	.543	51-30	.630	37-44	.457	3rd	26.0	Tim Johnson	
1999	84-78	.519	40-41	.494	44-37	.543	3rd	14.0	Jim Fregosi	
2000	83-79	.512	45-36	.556	38-43	.469	3rd	4.5	Jim Fregosi	
2001	80-82	.493	40-42	.488	40-40	.500	3rd	16.0	Buck Martinez	
2002	78-84	.481	42-39	.519	36-45	.444	3rd	25.5	Martinez/Tosca	
2003	86-76	.530	41-40	.506	45-36	.556	3rd	15.0	Carlos Tosca	
2004	67-94	.416	40-41	.494	27-53	.338	5th	33.5	Tosca/Gibbons	
2005	80-82	.494	43-38	.531	37-44	.457	3rd	15.0	John Gibbons	
2006	87-75	.537	50-31	.617	37-44	.457	2nd	10.0	John Gibbons	
2007	83-79	.512	49-32	.605	34-47	.420	3rd	13.0	John Gibbons	
2008	86-76	.531	47-34	.580	39-42	.481	4th	11.0	Gibbons/Gaston	
2009	75-87	.463	44-37	.543	31-50	.383	4th	28.0	Cito Gaston	
2010	85-77	.525	45-33	.577	40-44	.476	4th	11.0	Cito Gaston	
2011	81-81	.500	42-39	.519	39-42	.481	4th	16.0	John Farrell	
2012	73-89	.451	41-40	.506	32-49	.395	4th	22.0	John Farrell	
2013	74-88	.457	40-41	.494	34-47	.420	5th	23.0	John Gibbons	
2014	83-79	.512	46-35	.568	37-44	.457	3rd	13.0	John Gibbons	
2015	93-69	.574	53-28	.654	40-41	.494	1st	+6.0	John Gibbons	
2016	89-73	.549	46-35	.568	43-38	.531	T2nd	4.0	John Gibbons	
2017	76-86	.469	42-39	.519	29-52	.420	4th	17.0	John Gibbons	
2018	73-89	.451	40-41	.494	33-48	.407	4th	35.0	John Gibbons	
2019	67-95	.414	35-46	.432	32-49	.395	4th	36.0	Charlie Montoyo	
TOTAL	3383-3458	.495	1818-1602	.532	1565-1856	.459				

BIOGRAPHIES

LAST SEASON

HISTORY

RECORDS

OPPONENTS

PLAYER DEV.

MEDIA & MISC.







P.O. Box 1838  
386 Church St. S.  
St. Marys, ON N4X 1C2

Web site: [www.baseballhalloffame.ca](http://www.baseballhalloffame.ca)

E-mail: [baseball@baseballhalloffame.ca](mailto:baseball@baseballhalloffame.ca)

Phone: (519) 284-1838 Fax: (519) 284-1234

#### Hours:

See: [www.baseballhalloffame.ca](http://www.baseballhalloffame.ca)

#### DIRECTOR OF OPERATIONS

Scott Crawford

#### BOARD CHAIR

Adam Stephens

#### 2020 INDUCTION WEEKEND OPENING RECEPTION

Thursday, June 18, 2020

#### 2020 CELEBRITY GOLF CLASSIC AND BANQUET

Friday, June 19, 2020

#### 2020 HALL OF FAME INDUCTION CEREMONY

Saturday, June 20, 2020

Induction ceremony:

- Duane Ward
- John Olerud
- Justin Morneau
- Jacques Doucet

#### TORONTO BLUE JAYS HALL-OF-FAMERS

- 1985 - Ron Taylor
- 1986 - Bobby Prentice
- 1997 - Pat Gillick
- 1999 - Bobby Mattick
- 2000 - Jim Fanning
- 2001 - Dave McKay
- 2002 - Paul Beeston, Cito Gaston,  
Don McDougall
- 2003 - Joe Carter
- 2004 - N.E. (Peter) Hardy
- 2005 - Dave Stieb
- 2008 - Tony Fernandez, Peter  
Widdington
- 2009 - Ernie Whitt
- 2010 - Roberto Alomar, Paul Quantrill
- 2011 - Tom Henke
- 2013 - George Bell, Rob Ducey,  
Tom Cheek
- 2014 - Jim Ridley
- 2015 - Carlos Delgado, Corey Koskie,  
Matt Stairs
- 2016 - Pat Hentgen, Howard Starkman,  
Tony Kubek
- 2017 - Roy Halladay
- 2018 - Lloyd Moseby
- 2019 - Gord Ash
- 2020 - Duane Ward, John Olerud,  
Jacques Doucet

#### NOTABLE BLUE JAYS ARTIFACTS AT THE HALL

- Photo from 1st pitch in Blue Jays history
- 1992 & 1993 - World Series Rings
- Joe Carter's helmet from '93 World Series home run...SkyDome's homeplate from World Series...World Series MVP trophy from Paul Molitor
- Roy Halladay 2003 All-Star jersey, hat and cleats
- Russell Martin 2015 catching gear
- Matt Stairs game used bat
- Brett Lawrie game used bat
- Mark Teahen's cleats
- Roger Clemens Jersey
- Pitching rubber and seats from Exhibition Stadium
- Tom Cheek's microphone
- Dave Stieb's Jersey and spikes
- Paul Quantrill game used glove and jersey
- Brett Lawrie game used bat
- Jose Reyes signed jersey
- Carlos Delgado bat
- Brett Lawrie game used bat
- Tony Fernandez World Series glove
- John Olerud '93 All-Star game bat
- Mike Timlin '92 World Series jersey



# CLINCHING/ELIMINATION DATES (DIVISION WINNER)

YEAR	DATE	GP	ELIMINATED BY	H/A	TOR-OPP	WINNER	GBL
1977	Aug. 30	129 a	Did not play	—	—	New York	33.0
1978	Aug. 29	133 b	Texas	A	4-1	New York	30.5
1979	Aug. 19	123	California	A	2-4	Baltimore	41.0
1980	Sept. 7	137 c	Chicago	H	7-6	New York	27.0
+1981	May 17	34 d	Cleveland	A	0-1	New York	10.0
	Sept. 22	39	Oakland	H	2-4	Milwaukee	5.5
1982	Sept. 14	143 e	Did not play	—	—	Milwaukee	19.0
1983	Sept. 21	153	Seattle	H	4-3	Baltimore	11.0
1984	Sept. 18	151	Boston	H	10-3	Detroit	13.0
1985	Oct. 5	160	New York	H	5-1	Toronto	+2.0
1986	Sept. 28	156	Boston	A	3-12	Boston	9.0
1987	Oct. 4	162	Detroit	A	0-1	Detroit	2.0
1988	Sept. 25	156	Cleveland	A	3-4	Boston	7.5
1989	Sept. 30	161	Baltimore	H	4-3	Toronto	+2.0
1990	Oct. 3	162	Baltimore	A	2-3	Boston	2.0
1991	Oct. 2	159	California	H	6-5	Toronto	+7.0
1992	Oct. 3	161	Detroit	H	3-1	Toronto	+3.0
1993	Sept. 27	156	Milwaukee	A	2-0	Toronto	+6.5
1994	SEASON ENDED DUE TO PLAYER STRIKE						
1995	Sept. 3	118	Chicago	A	5-6	Boston	24.5
1996	Sept. 13	147	New York	H	1-4	New York	16.5
1997	Sept. 9	144 f	Anaheim	H	2-0	Baltimore	20.0
1998	Aug. 28	136 g	New York	H	7-6	New York	29.0
1999	Sept. 19	150	Chicago	H	2-3	New York	13.5
2000	Sept. 28	159	Baltimore	A	1-23	New York	4.5
2001	Sept. 21	147	Tampa Bay	H	4-7	New York	16.0
2002	Sept. 3	138	Chicago	H	4-5	New York	25.5
2003	Sept. 13	148 h	Baltimore	H	6-1	New York	16.0
2004	Sept. 4	136	Oakland	H	5-9	New York	27.5
2005	Sept. 20	150 i	Baltimore	H	6-4	New York	15.0
2006	Sept. 19	151	New York	H	3-6	New York	13.0
2007	Sept. 14	147 j	Baltimore	H	2-6	Boston	13.0
2008	Sept. 19	154	Boston	H	3-4	Tampa Bay	11.0
2009	Sept. 7	137	Minnesota	H	3-6	New York	28.0
2010	Sept. 18	148 k	Baltimore	A	4-3	Tampa Bay	11.0
2011	Sept. 13	148	Boston	A	6-18	New York	16.0
2012	Sept. 19	146	New York	A	2-4 (GM 1)	New York	22.0
2013	Sept. 7	142 l	Boston	A	11-2	Boston	23.0
2014	Sept. 16	150	Baltimore	A	2-8	Baltimore	13.0
2015	Sept. 30	156	Baltimore	A	15-2	Toronto	+6.0
2016	Sept. 28	158	Baltimore	H	2-3	Boston	4.0
2017	Sept. 15	148 m	Boston	A	4-3	Boston	17.0
2018	Aug. 28	132	Baltimore	A	5-12	Boston	35.0
2019	Aug. 23	131	Seattle	A	4-7	New York	36.0

- a New York defeated Seattle, 6-5, to eliminate Blue Jays
- b Boston (leader on Aug. 29) defeated Seattle, 10-5, to eliminate Blue Jays
- c New York defeated California, 4-1, to eliminate Blue Jays, 2nd game of DH
- d 1st game of DH
- + Split-Season
- e Milwaukee defeated Detroit, 6-3, to eliminate Blue Jays
- f Baltimore defeated Detroit, 16-6, to eliminate Blue Jays
- g Baltimore defeated Cleveland, 9-3, to eliminate Blue Jays
- h New York defeated Tampa Bay in Gm #1 of double header, 6-5, to eliminate Blue Jays.
- i Yankees defeated Orioles, 12-9, to eliminate Blue Jays
- j Yankees defeated Orioles, 2-1, to eliminate Blue Jays
- k Yankees defeated Orioles, 11-3, to eliminate Blue Jays
- l Red Sox defeated Yankees, 13-9, to eliminate Blue Jays
- m Red Sox defeated Rays, 13-6, to eliminate Blue Jays



## ALL-TIME WON-LOST BREAKDOWN

Year	Home	Road	vs East	vs Cent	vs West	vs NL	1-Run	Extra Inn's	DH's W-L-S
1977	25-55	29-52	31-58	—	23-49	—	17-27	4-11	1-7-8
1978	37-44	22-58	28-61	—	31-41	—	23-30	7-8	3-8-6
1979	32-49	21-60	22-56	—	31-53	—	19-28	2-10	0-3-7
1980	35-46	32-49	28-50	—	39-45	—	23-21	10-8	5-1-4
1981	17-36	20-33	15-27	—	22-42	—	10-17	1-8	0-5-0
1982	44-37	34-47	33-45	—	45-39	—	28-30	10-5	3-3-2
1983	48-33	41-40	39-39	—	50-34	—	25-20	11-6	1-1-4
1984	49-32	40-41	37-41	—	52-32	—	34-25	6-12	2-4-1
1985	54-26	45-36	44-33	—	55-29	—	26-21	12-5	2-0-1
1986	42-39	44-37	42-36	—	44-40	—	22-25	10-13	1-2-1
1987	52-29	44-37	44-34	—	52-32	—	27-24	10-7	0-1-0
1988	45-36	42-39	47-31	—	40-44	—	21-17	6-6	0-0-0
1989	46-35	43-38	46-32	—	43-41	—	25-22	13-4	1-0-0
1990	44-37	42-39	42-36	—	44-40	—	24-27	4-8	0-0-0
1991	46-35	45-36	46-32	—	45-39	—	28-20	8-10	0-0-0
1992	53-28	43-38	45-33	—	51-33	—	28-20	7-2	0-0-2
1993	48-33	47-34	50-28	—	45-39	—	23-22	6-3	0-0-0
1994	33-26	22-34	13-22	24-25	18-13	—	13-15	3-6	0-0-1
1995	29-43	27-45	18-34	22-31	16-23	—	16-23	5-13	0-0-2
1996	35-46	39-42	22-30	30-32	22-26	—	19-22	7-10	0-0-0
1997	42-39	34-47	23-25	29-26	20-24	4-11	29-30	5-9	0-1-1
1998	51-30	37-44	27-21	28-26	24-20	9-7	28-17	8-8	0-1-0
1999	40-41	44-37	24-25	34-20	17-24	9-9	26-18	6-3	0-0-0
2000	45-36	38-43	28-21	28-25	18-24	9-9	21-19	2-6	0-0-0
2001	40-42	40-40	37-39	19-13	16-20	8-10	28-21	10-6	1-0-0
2002	42-39	36-45	41-35	16-16	12-24	9-9	23-21	4-8	0-0-0
2003	41-40	45-36	37-39	22-14	17-15	10-8	14-23	4-4	0-0-0
2004	40-41	27-53	29-46	13-19	17-19	8-10	17-22	4-7	0-1-1
2005	43-38	37-44	38-36	15-19	19-17	8-10	16-31	4-6	0-0-0
2006	50-31	37-44	43-31	18-17	17-18	9-9	20-10	7-1	0-0-0
2007	49-32	34-47	36-36	19-18	18-17	10-8	29-25	8-9	0-0-0
2008	47-34	39-42	37-35	24-12	17-19	8-10	24-32	6-9	0-0-0
2009	44-37	31-50	22-46	23-15	19-15	7-11	21-28	7-13	0-1-0
2010	45-33	40-44	39-33	22-19	17-14	7-11	24-28	4-6	0-0-1
2011	42-39	39-42	33-39	18-15	22-17	8-10	29-28	13-4	0-0-0
2012	41-40	32-49	29-43	21-16	14-21	9-9	15-25	7-6	0-0-1
2013	40-41	34-47	30-46	16-16	17-17	11-9	20-29	8-9	0-0-0
2014	46-35	37-44	39-37	16-16	15-19	13-7	15-20	5-8	0-0-0
2015	53-28	40-41	42-34	20-14	19-13	12-8	15-28	8-6	1-0-1
2016	46-35	43-38	40-36	18-15	18-15	13-7	21-25	4-9	0-0-0
2017	42-39	34-47	33-43	13-18	21-14	9-11	26-27	5-14	0-1-0
2018	40-41	33-48	30-46	18-15	12-21	13-7	23-17	10-6	1-0-1
2019	35-46	32-49	33-43	17-18	14-17	3-17	18-32	7-8	0-0-0

## DOUBLEHEADER

The Blue Jays have played 107 doubleheaders in franchise history and have a 22-40-45 record...The Blue Jays last played back-to-back doubleheaders on July 28 & 29, 1997 in Milwaukee and lost all four games...Toronto has played 10 back-to-back twin bills and are 2-6-2, including four straight doubleheaders over six days in 1978 from June 11-16...Have played nine split gate doubleheaders (split DH do not count as doubleheaders)...In 1980, the Blue Jays posted their best doubleheader record at 5-1-4, while in 1978 they lost a franchise high eight, winning three and splitting six.

### DOUBLEHEADER SHUTOUTS

Did you know that the Blue Jays have never shut out opponents in both ends of a doubleheader? Conversely, the Blue Jays have been shut out in both ends of a doubleheader twice, losing 8-0 and 6-0 to Boston at Toronto on September 5, 1977, and 15-0 and 2-0 to New York at Toronto on September 25, 1977.

### DOUBLEHEADER VS. EACH CLUB

TORONTO vs.	DH		
	W	L	S
Baltimore	2	8	4
Boston	1	2	6
Chicago (A)	3	1	6
Cleveland	5	3	11
Detroit	2	1	2
Kansas City	1	3	0
Los Angeles (A)	1	0	1
Milwaukee	1	9	2
Minnesota	1	3	1
New York (A)	2	5	4
Oakland	1	2	3
Seattle	1	1	1
St. Louis	0	1	0
Tampa Bay	0	0	0
Texas	1	1	4
<b>TOTALS</b>	<b>22</b>	<b>40</b>	<b>45</b>





## STANDING BY MONTH

Year	May 1st (GB)	June 1st (GB)	July 1st (GB)	Aug. 1st (GB)	Sept. 1st (GB)
1977	5 (-3.0)	7 (-9.0)	7 (-13.5)	7 (-23.0)	7 (-32.5)
1978	7 (-6.5)	7 (-16.0)	7 (-25.5)	7 (-27.0)	7 (-30.5)
1979	6 (-7.0)	7 (-19.0)	7 (-30.5)	7 (-39.5)	7 (-45.0)
1980	1 (+1.0)	3 (-5.5)	7 (-14.0)	7 (-18.5)	7 (-24.0)
*1981	7 (-5.0)	7 (-14.0)	—	—	6 (-3.0)
1982	5 (-5.0)	7 (-9.0)	7 (-11.0)	7 (-10.0)	7 (-17.5)
1983	6 (-2.0)	1 (+0.5)	1 (+2.0)	4 (-2.5)	5 (-7.5)
1984	2 (-6.0)	2 (-5.5)	2 (-10.0)	2 (-12.0)	2 (-9.5)
1985	1 (+0.5)	1 (+4.0)	1 (+3.5)	1 (+7.5)	1 (+5.0)
1986	7 (-5.0)	7 (-10.0)	5 (-10.5)	4 (-5.5)	2 (-3.5)
1987	3 (-5.5)	2 (-2.0)	2 (-2.0)	2 (-2.5)	2 (-1.0)
1988	6 (-7.0)	6 (-12.0)	T5 (-9.0)	6 (-11.5)	5 (-10.5)
1989	7 (-3.5)	7 (-7.5)	4 (-7.0)	2 (-3.0)	T1
1990	3 (-1.5)	1 (+0.5)	2 (-3.5)	T1	2 (-6.5)
1991	2 (-0.5)	T1	1 (+4.5)	1 (+6.0)	1 (+3.5)
1992	1 (+2.0)	1 (+1.0)	1 (+1.0)	1 (+4.5)	1 (+1.5)
1993	4 (-2.5)	T2 (-2.5)	1 (+2.0)	T1	1 (+1.5)
1994	4 (-3.0)	4 (-10.0)	5 (-15.5)	4 (-15.5)	—
1995	3 (-0.5)	3 (-6.5)	5 (-10.0)	5 (-10.0)	4 (-21.5)
1996	3 (-3.0)	3 (-6.5)	3 (-11.5)	3 (-15.0)	4 (-13.5)
1997	4 (-5.0)	3 (-10.0)	3 (-13.5)	3 (-17.0)	4 (-21.0)
1998	5 (-8.5)	3 (-11.5)	3 (-17.5)	4 (-25.5)	3 (-28.0)
1999	2 (-2.5)	3 (-8.0)	3 (-9.5)	2 (-6.0)	3 (-12.5)
2000	4 (-4.5)	3 (-4.0)	1 (+3.0)	3 (-4.5)	3 (-5.5)
2001	T1	3 (-4.0)	T4 (-8.5)	3 (-15.5)	3 (-14.0)
2002	5 (-8.5)	4 (-18.0)	4 (-15.5)	4 (-20.5)	4 (-25.5)
2003	4 (-11.5)	3 (-2.0)	3 (-6.5)	3 (-13.0)	3 (-16.5)
2004	4 (-8.5)	4 (-9.0)	4 (-16.5)	5 (-21.0)	5 (-27.5)
2005	3 (-4.0)	3 (-3.5)	3 (-6.0)	3 (-6.0)	3 (-11.5)
2006	T2 (-1.0)	3 (-2.5)	3 (-4.0)	3 (-6.5)	3 (-11.5)
2007	2 (-3.5)	3 (-11.5)	2 (-10.5)	3 (-11.0)	3 (-11.5)
2008	5 (-5.5)	3 (-4.0)	5 (-10.0)	4 (-9.5)	4 (-14.5)
2009	1 (+1.0)	3 (-2.0)	4 (-7.0)	4 (-12.0)	4 (-24.5)
2010	3 (-5.5)	3 (-3.5)	4 (-8.0)	4 (-12.5)	4 (-13.0)
2011	3 (-3.5)	4 (-3.0)	4 (-9.5)	4 (-12.0)	4 (-15.5)
2012	4 (-3.0)	T4 (-3.0)	5 (-8.5)	5 (-10.0)	5 (-16.0)
2013	5 (-8.5)	5 (-9.5)	5 (-8.5)	5 (-14.0)	5 (-18.5)
2014	3 (-2.5)	1 (+3.5)	1 (+1.0)	2 (-2.5)	3 (-10.0)
2015	5 (-2.5)	4 (-3.5)	4 (-1.0)	T2 (-6.0)	1 (+1.5)
2016	3 (-3.5)	3 (-4.0)	3 (-5.5)	T2 (-1.0)	1 (+1.0)
2017	5 (-8.0)	5 (-6.5)	5 (-8.5)	5 (-8.5)	5 (-15.0)
2018	3 (-5.0)	4 (-14.0)	4 (-16.0)	4 (-25.5)	4 (-31.0)
2019	3 (-5.5)	4 (-16.5)	4 (-24.0)	4 (-26.5)	4 (-34.0)

\* Split-Season

## IN FIRST PLACE

(BEFORE GAMES ON THE 1ST)

MAY 1st	JUNE 1st	JULY 1st	AUG. 1st	SEPT. 1st	OCT. 1st
1981	1983	1983	1985	1985	1987
1985	1985	1985	1991	1989	1989
1992	1991 (T)	1991	1992	1991	1991
2001 (T)	1992	1992	1993	1992	1992
	2014	1993		1993	1993
		2000		2015	2015
		2014		2016	



# PLAYING STATISTICS

## BATTING

YEAR	AVG	G	AB	R	H	TB	2B	3B	HR			BB	SO	SH-SF	HBP	SB-CS	SLG	OBP
									T	H	-A							
1977	.252	161	5418	605	1367	2099	230	41	100	45	-55	499	819	81-34	23	65-55	.365	.316
1978	.250	161	5430	590	1358	1947	217	39	98	50	-48	448	645	77-37	23	28-52	.359	.308
1979	.251	162	5423	613	1362	1968	253	34	95	50	-45	448	663	65-38	36	75-56	.363	.311
1980	.251	162	5571	624	1398	2131	249	53	126	56	-70	448	813	63-34	33	67-72	.383	.309
1981	.226	106	3521	329	797	1163	137	23	61	34	-27	284	556	44-18	20	66-57	.330	.286
1982	.262	162	5526	651	1447	2117	262	45	106	62	-44	415	749	48-50	28	118-81	.383	.314
1983	.277	162	5581	795	1546	2431	268	58	167	101	-66	510	810	36-54	32	131-72	.436	.338
1984	.273	163	5687	750	1555	2395	275	68	143	59	-84	460	816	35-49	52	193-67	.421	.331
1985	.269	161	5508	759	1482	2343	281	53	158	75	-83	503	807	21-44	30	143-77	.425	.331
1986	.269	163	5716	809	1540	2438	285	35	181	87	-94	496	848	24-49	33	110-59	.427	.329
1987	.269	162	5635	845	1514	2512	277	38	215	101	-114	555	970	30-35	38	126-50	.446	.336
1988	.268	162	5557	763	1491	2330	271	47	158	78	-80	521	935	34-50	31	107-36	.419	.332
1989	.260	162	5581	731	1449	2220	265	40	142	64	-78	521	923	30-53	31	144-58	.398	.323
1990	.265	162	5589	767	1479	2343	263	50	167	93	-74	526	970	18-62	28	111-52	.419	.328
1991	.257	162	5489	684	1412	2196	295	45	133	75	-58	499	1043	56-65	58	148-53	.400	.322
1992	.263	162	5536	780	1458	2292	265	40	163	79	-84	561	933	26-54	47	129-39	.414	.333
1993	.279	162	5579	847	1556	2434	317	42	159	90	-69	588	861	46-54	52	170-49	.436	.350
1994	.269	115	3962	566	1064	1679	210	30	115	63	-52	387	691	30-44	38	79-26	.424	.336
1995	.260	144	5036	642	1309	2058	275	27	140	67	-73	492	906	33-45	44	75-16	.409	.328
1996	.259	162	5599	766	1451	2354	302	35	177	87	-90	529	1105	38-37	92	116-38	.420	.331
1997	.244	162	5473	654	1333	2131	275	41	147	68	-79	487	1138	38-52	59	134-50	.389	.310
1998	.266	163	5580	816	1482	2499	316	19	221	112	-109	564	1132	43-49	87	184-81	.448	.340
1999	.280	162	5642	883	1580	2581	337	14	212	96	-116	578	1077	28-45	76	119-48	.457	.352
2000	.275	162	5677	861	1562	2664	328	21	244	134	-110	526	1026	29-34	60	89-34	.469	.341
2001	.263	162	5663	767	1489	2433	287	36	195	94	-101	470	1094	34-43	74	156-55	.430	.325
2002	.261	162	5581	813	1457	2399	305	38	187	102	-85	522	1142	17-57	53	71-18	.430	.327
2003	.279	162	5661	894	1580	2573	357	33	190	94	-96	546	1081	11-56	90	37-25	.455	.349
2004	.260	161	5531	719	1438	2231	290	34	145	80	-65	513	1083	20-42	71	58-31	.403	.328
2005	.265	162	5581	775	1480	2273	307	39	136	76	-60	486	955	21-56	89	72-35	.407	.331
2006	.284	162	5596	809	1591	2590	348	27	199	121	-78	514	906	16-52	63	65-33	.463	.348
2007	.259	162	5536	753	1434	2321	344	24	165	90	-75	533	1044	33-48	47	57-22	.419	.327
2008	.264	162	5503	714	1453	2198	303	32	126	69	-57	521	938	48-56	59	80-27	.399	.331
2009	.266	162	5696	798	1516	2508	339	13	209	104	-105	548	1028	24-49	45	73-23	.440	.333
2010	.248	162	5495	755	1364	2496	319	21	257	146	-111	471	1164	16-34	55	58-20	.454	.312
2011	.249	162	5559	743	1384	2295	285	34	186	103	-83	525	1184	31-47	48	131-52	.413	.317
2012	.245	162	5487	716	1346	2231	247	22	198	102	-96	473	1251	33-45	55	123-41	.407	.309
2013	.252	162	5537	712	1398	2274	273	24	185	95	-90	510	1123	29-38	38	112-41	.411	.318
2014	.259	162	5549	723	1435	2296	282	24	177	98	-79	502	1151	35-40	41	78-21	.414	.323
2015	.269	162	5509	891	1480	2518	308	17	232	123	-109	570	1151	36-62	54	88-23	.457	.340
2016	.248	162	5479	759	1358	2333	276	18	221	107	-114	632	1362	26-40	55	54-24	.426	.330
2017	.240	162	5499	693	1320	2265	269	5	222	105	-117	542	1327	25-35	51	53-24	.412	.312
2018	.244	162	5477	709	1336	2339	320	16	217	115	-102	499	1387	5-37	58	47-30	.427	.312
2019	.236	162	5493	726	1299		270	21	247	136	-111	509	1514	14-28	45	51-20	.428	.305

## SWITCH-HITTERS (55)

Roberto Alomar	IF	Maicer Izturis	IF	Jarrod Saltalamacchia	C
Alan Ashby	C	Bobby Kielty	OF	David Segui	IF/DH
Emilio Bonifacio	IF	Chris Latham	OF	Ruben Sierra	OF
Bobby Brown	OF	Manny Lee	IF	Brian Simmons	OF
Melky Cabrera	OF	Nelson Liriano	IF	Justin Smoak	IF
Domingo Cedenio	IF	Felipe Lopez	IF	Yangervis Solarte	IF
Dave Collins	OF	Lee Mazzilli	OF/DH	Darrell Sweeney	IF
Felipe Crespo	IF	Dave McKay	IF	Richard Urena	IF
Jose Cruz Jr.	OF	Brian McRae	OF	Breyvic Valera	IF
Junior Felix	OF	Kendrys Morales	DH	Ormar Vizquel	IF
Tony Fernandez	IF	Dioner Navarro	C	Turner Ward	OF
Luis Figueroa	IF	Otis Nixon	OF	Mitch Webster	OF
Freddy Galvis	IF	Ray Olmedo	IF	Devon White	OF
Alfredo Griffin	IF	Jimmy Paredes	IF/OF	Mark Whiten	OF
Alen Hanson	IF	Cliff Pennington	IF	Ted Wilborn	OF
John Hattig	IF	Tomas Perez	IF	Mookie Wilson	OF
Dave Hollins	DH	Tony Phillips	OF	Gregg Zaun	C
Orlando Hudson	IF	Dalton Pompey	OF		
Cesar Izturis	IF	Jose Reyes	SS		



## PITCHING

YEAR	W-L	ERA	G	CG	SHO	SV	IP	H	R	ER	HR	HB	BB	SO	WP
1977	54-107	4.57	161	40	3	20	1428.1	1538	822	726	152	20	623	771	62
1978	59-102	4.54	161	35	5	23	1429.1	1529	775	721	149	22	614	758	47
1979	53-109	4.82	162	44	7	11	1417.0	1537	862	759	165	40	594	613	64
1980	67-95	4.19	162	39	9	23	1466.0	1523	762	683	135	28	635	705	41
1981	37-69	3.81	106	20	4	18	953.1	908	466	404	72	36	377	451	41
1982	78-84	3.95	162	41	13	25	1443.2	1428	701	633	147	25	493	776	38
1983	89-73	4.12	162	43	8	32	1445.1	1434	726	662	145	42	517	835	25
1984	89-73	3.86	163	34	10	33	1464.0	1433	696	628	140	34	528	875	42
1985	99-62	3.31	161	18	9	47	1448.0	1312	588	529	147	26	484	823	36
1986	86-76	4.08	163	16	12	44	1476.0	1467	733	669	164	45	487	1002	38
1987	96-66	3.74	162	18	8	43	1454.0	1323	655	605	158	22	567	1064	56
1988	87-75	3.80	162	16	17	47	1449.0	1404	680	611	143	59	528	904	48
1989	89-73	3.58	162	12	12	38	1467.0	1408	651	584	99	45	478	849	58
1990	86-76	3.84	162	6	9	48	1454.0	1434	661	620	143	37	445	892	43
1991	91-71	3.50	162	10	16	60	1462.2	1301	622	569	121	43	523	971	55
1992	96-66	3.91	162	18	14	49	1440.2	1346	682	626	124	45	541	954	66
1993	95-67	4.21	162	11	11	50	1441.1	1441	742	674	134	32	620	1023	83
1994	55-60	4.70	115	13	4	26	1025.0	1053	579	535	127	32	482	832	54
1995	56-88	4.88	144	16	8	22	1292.2	1336	777	701	145	51	654	894	73
1996	74-88	4.57	162	19	7	35	1445.2	1476	809	734	187	36	610	1033	61
1997	76-86	3.92	162	19	16	34	1442.2	1453	694	628	167	39	497	1150	54
1998	88-74	4.28	163	10	11	47	1465.0	1443	768	697	169	45	587	1154	34
1999	84-78	4.92	162	14	9	39	1439.0	1582	862	787	191	53	575	1009	55
2000	83-79	5.14	162	15	4	37	1437.1	1615	908	821	195	64	560	978	37
2001	80-82	4.28	162	7	10	41	1462.2	1553	753	696	165	76	490	1041	33
2002	78-84	4.80	162	6	6	41	1438.1	1504	828	767	177	71	590	991	57
2003	86-76	4.69	162	14	6	36	1435.0	1560	826	748	184	57	485	984	56
2004	67-94	4.91	161	6	11	37	1421.0	1505	823	775	181	58	608	956	60
2005	80-82	4.06	162	9	8	35	1447.0	1475	705	653	185	68	444	958	39
2006	87-75	4.37	162	6	6	42	1428.1	1447	754	694	185	59	504	1076	53
2007	83-79	4.00	162	11	9	44	1448.2	1383	699	644	157	55	479	1067	42
2008	86-76	3.49	162	15	13	44	1446.2	1330	610	561	134	67	467	1184	51
2009	75-87	4.47	162	10	10	25	1451.0	1509	771	720	181	58	551	1181	43
2010	85-77	4.22	162	5	11	45	1440.2	1407	728	676	150	60	539	1184	69
2011	81-81	4.32	162	7	10	33	1458.2	1433	761	700	179	77	540	1169	73
2012	73-89	4.64	162	5	11	29	1443.2	1439	784	745	204	55	574	1142	56
2013	74-88	4.25	162	4	11	39	1452.0	1451	756	685	195	65	500	1208	54
2014	83-79	4.00	162	3	16	45	1443.0	1400	686	642	151	57	490	1199	43
2015	93-69	3.80	162	7	10	34	1441.0	1353	670	609	173	59	397	1117	62
2016	89-73	3.78	162	0	10	43	1459.1	1340	666	613	183	59	461	1314	50
2017	76-86	4.42	162	2	6	45	1465.0	1460	784	720	203	48	549	1372	53
2018	73-89	4.85	162	0	3	39	1433.2	1476	832	772	208	67	551	1298	71
2019	67-95	4.79	162	1	7	33	1440.1	1450	828	767	228	69	604	1332	70

## WINNING THE GAME AFTER GETTING OUTHIT BY 9 OR MORE

The Blue Jays have won two games in Club history when being outhit by at least nine:

Oct. 2, 1977 vs. CLE (outhit by 9, won 11-2)

Sept. 24, 2010 vs. BAL (outhit by 11, won 16-5)



# BLUE JAYS PITCHERS WHOSE MLB DEBUT CAME AS A STARTER

\*TEAM RECORD IS 20-27 IN THESE CONTESTS

Pitcher	Date	Opp.	Dec./Line	Final Score
Jerry Garvin	April 10, 1977	CWS	W, 8.0, 6H, ER, 4BB, 2K	W, 3-1
Jeff Byrd	June 20, 1977	CLE	ND, 5.0, 5H, 3ER, 5BB, 4K	L, 8-5
Jim Clancy	July 26, 1977	TEX	L, 2.0, 5H, 5ER, 3BB, K	L, 14-0
Mike Darr	Sept. 6, 1977	BOS	L, 1.1, 3H, 5ER, 4BB, K, HR	L, 11-2
Phil Huffman	April 10, 1979	at CWS	W, 6.0, 7H, ER, 3K	W, 10-2
Dave Stieb	June 29, 1979	at BAL	L, 6.0, 6H, 5ER, 2BB, 5K, 2HR	L, 6-1
Butch Edge	Aug. 13, 1979	at OAK	W, 6.2, 6H, ER, 2BB, 5K	W, 4-2
Luis Leal	May 25, 1980	NYN	W, 7.2, 12H, 3ER, 4BB, HR	W, 9-6
Mark Eichhorn	Aug. 30, 1982	BAL	L, 4.2, 6H, 5ER, 3BB, 5K, HR	L, 6-3
Matt Williams	Aug. 2, 1983	NYN	W, 5.0, 5H, 5ER, 4BB, 3K, 3HR	W, 13-6
David Wells	June 30, 1987	NYN	L, 4.0, 9H, 4ER, 2BB, 4K	L, 4-0
Alex Sanchez	May 23, 1989	MIN	ND, 6.0, 5H, ER, 5BB, K	W, 2-1
Mauro Gozzo	Aug. 8, 1989	TEX	W, 8.0, 3H, 3BB, 4K	W, 7-0
Denis Boucher	April 12, 1991	MIL	ND, 5.1, 5H, 3ER, BB, K, 2HR	W, 5-4
Juan Guzman	June 7, 1991	at BAL	L, 4.2, 6H, 4ER, 3BB, 4K	L, 5-3
Scott Brow	April 28, 1993	KC	L, 6.0, 5H, 4ER, 2BB, 2K	L, 5-3
Giovanni Carrara	July 29, 1995	OAK	W, 5.0, 7H, 5ER, 5BB, 2K, HR	W, 18-11
Jeff Ware	Sept. 2, 1995	at CWS	L, 1.1, 7H, 6ER, 3BB, K	L, 10-4
Chris Carpenter	May 12, 1997	at MIN	L, 3.0, 8H, 5ER, 3BB, 5K	L, 12-2
Roy Halladay	Sept. 20, 1998	at TB	ND, 5.0, 8H, 2ER, 2BB, 5K, HR	W, 7-5
Pasqual Coco	July 17, 2000	NYM	ND, 4.0, 5H, 4ER, 5BB, 2K, HR	L, 7-5
Brandon Lyon	Aug. 4, 2001	BAL	W, 7.1, 4H, ER, BB, 4K	W, 2-1
Mike Smith	April 26, 2002	at ANA	L, 4.0, 7H, 4ER, 2BB, K	L, 4-0
David Bush	July 2, 2004	at MON	L, 5.2, 4H, ER, BB, 4K	L, 2-0
Gustavo Chacin	Sept. 20, 2004	at NYN	W, 7.0, 4H, 3ER, 3BB, 2K	W, 6-3
Dustin McGowan	July 30, 2005	TEX	ND, 5.0, 2H, ER, 3BB, 6K	L, 3-2
Casey Janssen	April 27, 2006	BAL	ND, 4.0, 3H, 2ER, 3BB	L, 7-5
Ty Taubenheim	May 20, 2006	at COL	L, 5.0, 5H, 3ER, 3BB, 3K, HR	L, 5-1
Jesse Litch	May 15, 2007	BAL	W, 8.2, 4H, ER, 3BB, K	W, 2-1
David Purcey	April 18, 2008	DET	ND, 4.1, 2H, ER, 7BB, 3K	L, 8-4
Scott Richmond	July 30, 2008	TB	L, 5.1, 7H, 3ER, 4K, HR	L, 3-2
Ricky Romero	April 9, 2009	DET	W, 6.0, 7H, 2ER, 2BB, 5K, HR	W, 6-2
Robert Ray	May 2, 2009	BAL	ND, 5.2, 4H, 3ER, 4BB, 2K, HR	W, 5-4
Brett Cecil	May 5, 2009	CLE	ND, 6.0, 6H, ER, 6K	W, 10-6
Brad Mills	June 18, 2009	at PHI	ND, 3.2, 6H, 4ER, 4BB, 2K, 2HR	W, 8-7
Marc Rzepczynski	July 7, 2009	at TB	ND, 6.0, 2H, ER, 4BB, 7K	L, 3-1
Kyle Drabek	Sept. 15, 2010	at BAL	L, 6.0, 9H, 3ER, 3BB, 5K	L, 3-1
Zach Stewart	June 16, 2011	at BAL	ND, 7.0, 7H, 2ER, BB, 4K, HR	L, 4-3
Henderson Alvarez	Aug. 10, 2011	OAK	ND, 5.2, 8H, 3ER, BB, 4K, HR	W, 8-4
Drew Hutchison	April 21, 2012	at KC	W, 5.1, 8H, 5ER, 3BB, 4K, 2HR	W, 9-5
Sean Nolin	May 24, 2013	BAL	L, 1.1, 7H, 6ER, BB, HR	L, 10-6
Matt Boyd	June 27, 2015	TEX	L, 6.2, 9H, 4ER, 7K, 3HR	L, 4-0
Chris Rowley	Aug. 12, 2017	PIT	W, 5.1, 5H, 1ER, BB, 3K	W, 7-2
Ryan Borucki	June 26, 2018	at HOU	L, 6.0, 6H, 2ER, 4BB, 3K	L, 0-7
Sean Reid-Foley	Aug. 13, 2018	at KC	L, 5.0, 6H, 3ER, 3BB, 3K	L, 1-3
Trent Thornton	March 31, 2019	DET	ND, 5.0, 2H, 0R, 0BB, 8K	L, 3-4
Anthony Kay	Sept. 7, 2019	at TB	ND, 5.2, 4H, 2ER, 3BB, 8K	L, 3-5

BIOGRAPHIES

LAST SEASON

HISTORY

RECORDS

OPPONENTS

PLAYER DEV.

MEDIA & MISC.



## BLUE JAYS HITTING – TEAM

**BACK-TO-BACK HOME RUNS:** Brandon Drury and Jonathan Davis, Sept. 23, 2019 vs. BAL (2nd inn.)

**BACK-TO-BACK-TO-BACK HOME RUNS:** Colby Rasmus, Jose Bautista and Edwin Encarnacion, June 19, 2012 at MIL (6th inn.)

**THREE HOME RUNS, ONE INNING:** Danny Jansen (3R), Lourdes Gurriel Jr. (2R), and Justin Smoak (1R), Sept. 20, 2018 vs. TB (9th inn.)

**FOUR HOME RUNS, ONE INNING:** Jeff Frye (2R), Jose Cruz Jr. (1R), Shannon Stewart (1R) and Carlos Delgado (1R), Aug. 17, 2001 vs. TEX (6th inn.)

**TWO GRAND SLAMS, ONE GAME:** None

**HOME RUNS BY FIRST TWO BATTERS OF A GAME:** Curtis Granderson and Lourdes Gurriel Jr., July 27, 2018 at CWS

**20 or MORE HITS, ONE GAME:** Aug. 12, 2019 vs. TEX (21)

**THREE CONSECUTIVE 10-RUN GAMES:** May 12-15, 2013

**5 or MORE STOLEN BASES:** June 6, 2015 vs. HOU

**NO STRIKEOUTS, BATTING:** May 5, 2016 vs. TEX

**10 OR MORE RUNS, ONE INNING:** 10 runs, 6th inning, Aug. 31, 2010 at TB

**HOME RUN BY PITCHER:** Marcus Stroman, May 18, 2017 at ATL

## BLUE JAYS HITTING – INDIVIDUAL

**LEADOFF HOME RUN:** Teoscar Hernandez, Sept. 28, 2019 vs. TB

**INSIDE-THE-PARK HOME RUN:** Ezequiel Carrera, May 6, 2017 at TB

**GRAND SLAM HOME RUN:** Randal Grichuk, Sept. 18, 2019 at BAL

**PINCH-HIT HOME RUN:** Rowdy Tellez, Sept. 2, 2019 at ATL

**PINCH-HIT GRAND SLAM:** Justin Smoak, Aug. 31, 2018 at MIA

**WALK-OFF HOME RUN:** Anthony Alford, Sept. 23, 2019 vs. BAL (15th inn.)

**TWO HOME RUNS, ONE GAME:** Rowdy Tellez, Sept. 25, 2019 vs. BAL

**THREE HOME RUNS, ONE GAME:** Kendrys Morales, Aug. 31, 2017 at BAL

**FOUR HOME RUNS, ONE GAME:** Carlos Delgado, Sept. 25, 2003 vs. TB

**TWO PLAYERS, MULTI-HR GAME, SAME GAME:** Brandon Drury and Teoscar Hernandez, July 27, 2019 vs. TB

**TWO HOME RUNS, SAME INNING:** Edwin Encarnacion, July 26, 2013 vs. HOU (7th inn.)

**HOME RUNS FROM BOTH SIDES OF THE PLATE, ONE GAME:** Justin Smoak, July 13, 2018 at BOS

**HOME RUN, FIRST MAJOR LEAGUE AT-BAT:** J.P. Arencibia, Aug. 7, 2010 vs. TB

**HOME RUN, FIRST MAJOR LEAGUE HIT:** Devon Travis, April 6, 2015 at NYY

**MULTI-HR GAME, MLB DEBUT:** J.P. Arencibia, Aug. 7, 2010 vs. TB (2-HR)

**HIT, FIRST MAJOR LEAGUE PLATE APPEARANCE:** Bo Bichette, July 29, 2019 at KC (1B)

**HOME RUN INTO ROGERS CENTRE FIFTH DECK:** Josh Donaldson, May 30, 2017 vs. CIN

**SIX HITS, ONE GAME:** Frank Catalanotto, May 1, 2004 at CWS (GM #2)

**TWO HITS, SAME INNING (two or more players):** Alex Rios and Vernon Wells, July 9, 2008 vs. BAL (4th inning)

**HOME RUN IN FIRST TWO INNINGS:** Lyle Overbay, June 30, 2006 vs. PHI

**THREE TRIPLES (ONE INNING, TEAM):** Eric Thames, Rajai Davis and Jayson Nix, June 1, 2011 vs. CLE

**FOUR OR MORE STEALS, ONE GAME:** Rajai Davis, July 28, 2013 vs. HOU (4)

**STEAL OF HOME:** Devon Travis, Sept. 11, 2018 at BOS

**STRAIGHT STEAL OF HOME:** Lourdes Gurriel Jr., April 9, 2019 at BOS

**MULTI-HIT GAME BY PITCHER:** Trent Thornton (2), May 14, 2019 at SF

**BATTING FOR THE CYCLE:** Cavan Biggio, Sept. 17, 2019 at BAL



**BLUE JAYS PITCHING – TEAM****NO-HITTER:** Sept. 2, 1990 at CLE**ONE-HITTER:** July 24, 2016 vs. SEA**SHUTOUT:** Sept. 17, 2018 at BAL**BACK-TO-BACK SHUTOUTS:** March 29-30, 2019 vs. DET**BACK-TO-BACK-TO-BACK SHUTOUTS:** May 21-23, 1983 (vs. BAL, BAL & DET)**BACK-TO-BACK 1-0 SHUTOUTS:** June 12, 1991 at CLE and June 13, 1991 at CLE**1-0 GAME, WIN:** May 3, 2019 at TEX**1-0 GAME, LOSS:** Aug. 11, 2019 vs. NYY**BLUE JAYS PITCHING – INDIVIDUAL****NO-HITTER:** Dave Stieb, Sept. 2, 1990 at CLE**ONE-HITTER:** Shaun Marcum, Aug. 16, 2010 at OAK**TEN OR MORE STRIKEOUTS:** Aaron Sanchez, July 28, 2019 vs. TB (10)**SHUTOUT:** Mark Buehrle, June 3, 2015 at WAS**BACK-TO-BACK COMPLETE GAMES:** Mark Buehrle, May 29, 2015 at MIN and June 3, 2015 at WAS**BACK-TO-BACK COMPLETE GAME WINS:** Mark Buehrle, May 29, 2015 at MIN and June 3, 2015 at WAS**FOUR CONSECUTIVE COMPLETE GAMES:** Roy Halladay, April 12, 2008 at TEX, April 17, 2008 vs. TEX, April 23, 2008 at TB and April 29, 2008 at BOS**BACK-TO-BACK SHUTOUTS:** Roy Halladay, Sept. 25, 2009 vs. SEA and Sept. 30, 2009 at BOS**10+ INNINGS PITCHED:** Roy Halladay, April 13, 2007 vs. DET**SIX STRIKEOUTS TO START A GAME:** Aaron Sanchez, July 28, 2019 vs. TB (club record)**POSITION PLAYER PITCHING:** Richard Urena, Aug. 20, 2019 at LAD**PITCHER PLAYING POSITION:** Dave Stieb, Aug. 29, 1980 vs. MIN (left field)**BLUE JAYS MISCELLANEOUS – TEAM****TRIPLE PLAY:** April 20, 2012 at KC**TURNUED FIVE OR MORE DOUBLE PLAYS:** April 9, 2011 at LAA (13.2 innings)**FOUR-GAME SWEEP:** June 7-10, 2018 vs. BAL**TIE GAME:** April 26, 1998 at CWS (5-5)**FOUR CONSECUTIVE EXTRA-INNING GAMES:** Sept. 16-20, 1991**SUSPENDED GAME:** July 23, 2008 at BAL (7th inning due to rain), completed July 24, 2008 (won 5-1)**RAIN-SHORTENED GAME:** May 19, 2019 at CWS (5.0 inn, lost 4-1)**GAME POSTPONED:** April 16, 2018 vs. KC**DOUBLEHEADER:** May 3, 2018 at CLE**DOUBLEHEADER SWEEP:** April 17, 2018 vs. KC**SPLIT DOUBLEHEADER:** April 27, 2017 at STL**PLAYER EJECTION:** Vladimir Guerrero Jr., Aug. 30, 2019 vs. HOU**MANAGER EJECTION:** Charlie Montoyo, Sept. 6, 2019 at TB**POSITION PLAYERS WHO PITCHED FOR THE BLUE JAYS**

Player	Position	Year	W-L	ERA	G	IP	H	ER	BB	SO
Kusick, Craig	1B	1979	0-0	4.91	1	3.2	3	2	0	0
Bailor, Bob	IF/OF	1980	0-0	7.71	3	2.1	4	2	1	0
Leach, Rick	1B/OF	1984	0-0	27.00	1	1.0	2	3	2	0
Menechino, Frank	IF	2004	0-0	0.00	1	0.1	2	0	0	0
McCoy, Mike	IF/OF	2011	0-0	0.00	1	1.0	0	0	0	0
Mathis, Jeff	C	2012	0-0	9.00	2	2.0	4	2	1	0
Tolleson, Steve	IF	2014	0-0	0.00	2	1.0	1	0	0	1
Pennington, Cliff**	IF	2015	0-0	0.00	1	0.2	2	0	0	0
Goins, Ryan#	IF	2016	0-0	0.00	1	1.0	2	0	1	0
Barney, Darwin#	IF	2016	0-1	9.00	1	1.0	1	1	0	1
Morales, Kendrys	DH	2018	0-0	0.00	1	1.0	0	0	1	0
Maile, Luke	C	2019	0-0	0.00	2	2.0	1	0	0	3
Urena, Richard	IF	2019	0-0	36.00	1	1.0	4	4	1	0

\*\*playoff game

#Appeared in same game





**OPPONENTS HITTING – TEAM****BACK-TO-BACK HOME RUNS:** Jonathan Villar and Austin Hays, Sept. 23, 2019 vs. BAL (5th inn.)**BACK-TO-BACK-TO-BACK HOME RUNS:** Matt Holliday, Starlin Castro, Didi Gregorius, June 3, 2017 vs. NYY (8th inn.)**THREE HOME RUNS, ONE INNING:** Jonathan Villar, Austin Hays, Rio Ruiz, Sept. 23, 2019 vs. BAL (5th inn.)**FOUR HOME RUNS, ONE INNING:** Brett Gardner, Matt Holliday, Starlin Castro, Didi Gregorius, June 3, 2017 vs. NYY (8th inn.)**SIX or MORE HOME RUNS, ONE GAME:** May 25, 2019 vs. SD (7)**TWO GRAND SLAMS, ONE GAME:** Ramon Hernandez and Miguel Tejada, Aug. 24, 2003 vs. OAK**HOME RUNS BY FIRST TWO BATTERS OF A GAME:** Brett Gardner and Aaron Judge, July 7, 2018 vs. NYY**20 or MORE HITS, ONE GAME (9-inning game):** May 25, 2019 vs. SD (20)**THREE CONSECUTIVE 10-RUN GAMES:** April 14-16, 2000**OPPONENTS HITTING – INDIVIDUAL****LEADOFF HOME RUN:** Mookie Betts, Sept. 10, 2019 vs. BOS**INSIDE-THE-PARK HOME RUN:** Avisail Garcia, May 28, 2019 at TB**GRAND SLAM HOME RUN:** Michael Chavis, July 15, 2019 at BOS**PINCH-HIT HOME RUN:** Mike Ford, Sept. 14, 2019 vs. NYY at BOS**PINCH-HIT GRAND SLAM:** Gregg Zaun, Aug. 16, 2009 at TB**WALK-OFF HOME RUN:** Max Muncy, Aug. 21, 2019 at LAD**TWO HOME RUNS, ONE GAME:** Austin Hays, Sept. 23, 2019 vs. BAL**THREE HOME RUNS, ONE GAME:** Byron Buxton, Aug. 27, 2017 vs. MIN**HOME RUNS FROM BOTH SIDES OF THE PLATE, ONE GAME:** Ozzie Albies, July 11, 2018 at ATL**HOME RUN INTO ROGERS CENTRE FIFTH DECK:** Austin Meadows and Brandon Lowe, April 12, 2019 vs. TB**FIVE HITS, ONE GAME:** Trey Mancini, Sept. 24, 2019 vs. BAL**FOUR OR MORE STEALS, ONE GAME:** Michael Taylor, June 17, 2018 vs. WAS (4)**STRAIGHT STEAL OF HOME:** Erick Aybar, Sept. 20, 2011 vs. LAA**BATTING FOR THE CYCLE:** Rajai Davis, July 2, 2016 at CLE**OPPONENTS PITCHING – TEAM****PERFECT GAME:** May 15, 1981 at CLE**NO-HITTER:** Sept. 1, 2019 vs. HOU**ONE-HITTER:** July 24, 2019 vs. CLE**SHUTOUT:** Sept. 6, 2019 at TB**BACK-TO-BACK SHUTOUTS:** May 6, 2019 vs. MIN and May 6, 2019 vs. CLE**BACK-TO-BACK 1-0 SHUTOUTS:** Aug. 25, 1990 vs. BOS and Aug. 26, 1990 vs. BOS**OPPONENTS PITCHING – INDIVIDUAL****PERFECT GAME:** Len Barker, May 15, 1981 at CLE**NO-HITTER:** Justin Verlander, Sept. 1, 2019 vs. HOU**ONE-HITTER:** Shane Bieber, July 24, 2019 vs. CLE**TEN OR MORE STRIKEOUTS:** Charlie Morton, Sept. 7, 2019 at TB (10)**15 OR MORE STRIKEOUTS:** Chris Sale, May 11, 2018 vs. BOS (15)**SHUTOUT:** Justin Verlander, Sept. 1, 2019 vs. HOU**BACK-TO-BACK SHUTOUTS:** Mike Mussina, Sept. 26, 1995 vs. BAL and Scott Erickson, Sept. 27, 1995 vs. BAL**OPPONENTS MISCELLANEOUS – TEAM****TRIPLE PLAY:** Sept. 8, 2017 vs. DET**TURNED FIVE OR MORE DOUBLE PLAYS:** April 18, 2016 at BOS**FOUR-GAME SWEEP:** Sept. 5-8, 2019 at TB**FIVE-GAME SWEEP:** July 1-4, 2002 at BOS

# ATTENDANCE RECORDS

## 2019 ATTENDANCE

### BLUE JAYS

AMERICAN LEAGUE CLUB			AT ROGERS CENTRE		ON THE ROAD		
CLUB	DATES	TOTAL	AVERAGE	DATES	TOTAL	AVERAGE	
BALTIMORE	9	139,099	15,455	10	124,916	12,492	
BOSTON	10	203,229	20,323	9	324,974	36,108	
NEW YORK	10	257,305	25,731	9	384,293	42,699	
TAMPA BAY	9	196,501	21,833	10	103,065	10,307	
CHICAGO	3	69,187	23,062	4	78,710	19,678	
CLEVELAND	3	69,866	23,289	4	58,949	14,737	
DETROIT	4	104,629	26,157	3	77,844	25,948	
KANSAS CITY	4	94,371	23,593	3	51,165	17,055	
MINNESOTA	3	40,703	13,568	4	49,080	12,270	
HOUSTON	3	75,807	25,269	3	114,905	38,302	
LOS ANGELES	4	74,261	18,565	3	111,943	37,314	
OAKLAND	3	69,499	23,166	3	62,283	20,761	
SEATTLE	3	66,521	22,174	3	98,642	32,881	
TEXAS	3	74,116	24,705	3	88,900	29,633	
<b>AL TOTALS</b>	<b>71</b>	<b>1,535,094</b>	<b>21,621</b>	<b>71</b>	<b>1,729,669</b>	<b>24,362</b>	

NATIONAL LEAGUE CLUB			AT ROGERS CENTRE		ON THE ROAD		
CLUB	DATES	TOTAL	AVERAGE	DATES	TOTAL	AVERAGE	
ARIZONA	3	59,170	19,723	-	-	-	
ATLANTA	2	47,690	23,845	2	54,414	27,207	
COLORADO	-	-	-	3	104,876	34,959	
LOS ANGELES	-	-	-	3	145,932	48,644	
SAN DIEGO	3	68,154	22,718	-	-	-	
SAN FRANCISCO	2	40,036	20,018	2	63,058	31,529	
<b>NL TOTALS</b>	<b>10</b>	<b>215,050</b>	<b>21,505</b>	<b>10</b>	<b>368,280</b>	<b>36,828</b>	
<b>TOTALS</b>	<b>81</b>	<b>1,750,144</b>	<b>21,607</b>	<b>81</b>	<b>2,097,949</b>	<b>25,901</b>	

### AMERICAN LEAGUE

CLUB	TOTAL	HOME AVERAGE	DATES	TOTAL	ROAD AVERAGE	DATES
NEW YORK	3,304,404	41,828	79	2,460,744	30,759	80
LOS ANGELES	3,019,012	37,272	81	2,174,808	26,849	81
BOSTON	2,924,627	36,107	81	2,270,192	28,027	81
HOUSTON	2,857,367	35,276	81	2,104,192	26,302	80
MINNESOTA	2,294,152	28,323	81	1,880,403	23,505	80
TEXAS	2,132,994	26,333	81	2,128,065	26,601	80
SEATTLE	1,791,863	22,122	81	2,150,464	26,549	81
TORONTO	1,750,144	21,607	81	2,097,949	25,901	81
CLEVELAND	1,738,642	22,008	79	2,020,473	24,944	81
OAKLAND	1,662,211	20,521	81	2,236,950	27,617	81
CHICAGO	1,649,775	21,426	77	1,975,272	24,386	81
DETROIT	1,501,430	18,768	80	1,961,280	24,826	79
KANSAS CITY	1,479,659	18,496	80	2,025,919	25,011	81
BALTIMORE	1,307,807	16,348	80	1,987,773	25,484	78
TAMPA BAY	1,178,735	14,734	80	2,059,373	26,068	79



# ALL-TIME ATTENDANCE

## RECORDS

### (REGULAR SEASON)

Largest Home (Rogers Centre)	50,560	Fri., April 8/05	Boston
Largest Home (Exhibition)	47,828	Wed. July 1/87	New York (AL)
Smallest Home (Exhibition)	10,074	Tues., April 17/79	Chicago
Smallest Rogers Centre	10,314	Mon. April 19/10	Kansas City
Largest Opening Day	50,560	Fri., April 8/05	Boston
Largest Day Game	50,533	Fri., April 9/93	Cleveland
Smallest Day Game	10,074	Tuesday., April 17/79	Chicago
Largest Night Game	61,340	Fri., May 23/86	at Cleveland
Smallest Night Game	7,053	Thur., Sept. 6/79	at Baltimore
Doubleheader (Day) – Home (Rogers Centre)	48,641	Mon., July 17/89	California
Doubleheader (TN) – Home (Exhibition)	45,102	Tues., Aug. 2/83	New York (AL)
Series, Four Dates (Home)	202,093	July 29-Aug. 1/93 (4 Games)	Detroit
Series, Four Dates (Road)	214,510	Sept. 12-15/85 (4 Games)	New York (AL)
Series, Three Dates (Home)	151,584	Sept. 21-23/93 (3 Games)	Boston
Series, Three Dates (Road)	161,793	Sept. 29, 30, Oct. 1/06 (3 Games)	New York (AL)
Series, Two Dates (Home)	101,036	July 27,28/93 (2 Games)	Baltimore
Series, Two Dates (Road)	91,522	July 16, 17/97 (2 Games)	Texas
Largest Road	61,340	Fri., May 23/86	Cleveland
Smallest Road	746	Wed., April 9/97	Chicago
Season, Home	4,057,947	1993	
Season, Road	2,549,438	1993	
Season, Home & Road	6,607,385	1993	

## OPPONENTS IN TORONTO

	LARGEST		SMALLEST	
BALTIMORE	50,528	June 25/94	11,080	Sept. 13/79
BOSTON	50,560	April 8/05	10,428	April 23/82
CHICAGO (AL)	47,171	June 17/17	10,074	April 17/79
CLEVELAND	50,533	April 9/93	10,173	April 20/83
DETROIT	50,532	July 31/93	10,087	April 13/82
HOUSTON (AL)	47,505	Aug. 13/16	13,123	April 8/14
KANSAS CITY	50,531	July 16/93	10,169	April 17/78
LOS ANGELES (AL)	50,529	Sept. 11/93 & May 29/94	11,295	May 15/78
MILWAUKEE (AL)	50,517	Aug. 6/93	10,127	April 14/83
MINNESOTA	50,530	Aug. 10/93	10,155	May 1/79
NEW YORK (AL)	50,530	June 11/94	13,306	April 19/78
OAKLAND	50,529	Sept. 8/93	11,339	May 9/78
SEATTLE	50,527	Aug. 20/93	10,213	June 11/79
TAMPA BAY	48,414	April 13/15	13,002	June 3/02
TEXAS	50,529	July 23/94	10,101	April 27/82
ARIZONA	46,967	June 22/16	14,259	June 11/04
ATLANTA	45,563	June 20/18	16,885	June 11/01
CHICAGO (NL)	40,738	June 15/08	16,879	Sept.8/14
CINCINNATI	44,058	May 31/17	25,129	June 26/08
COLORADO	33,910	June 24/07	20,032	June 7/02
HOUSTON (NL)	21,494	May 21/11	15,478	May 20/11
LOS ANGELES (NL)	47,156	May 7/16	22,763	June 19/07
MIAMI	44,106	June 10/15	17,582	June 8/15
MILWAUKEE (NL)	48,456	April 11/17	17,615	June 17/05
MONTREAL	50,436	July 1/97	20,074	July 6/01
NEW YORK (NL)	37,252	July 1/98	23,129	July 17/00
PHILADELPHIA	45,512	July 1/11	16,446	May 7/14
PITTSBURGH	46,179	Aug. 12/17	14,090	June 10/03
SAN DIEGO	47,301	July 27/16	19,480	May 25/19
SAN FRANCISCO	32,863	May 15/13	18,081	June 10/02
ST. LOUIS	45,726	June 8/14	20,032	June 13/05
WASHINGTON	41,677	June 13/12	17,067	June 28/06



## BLUE JAYS ON THE ROAD

AT	LARGEST		SMALLEST	
BALTIMORE	47,900	June 27/97	7,053	Sept. 6/79
BOSTON	38,347	May 21/09	7,542	April 16/82
CHICAGO (AL)	42,796	July 25/91	746	April 9/97
CLEVELAND	61,340	May 23/86	2,724	April 28/77
DETROIT	52,528	April 7/78	6,210	Sept. 22/80
HOUSTON (AL)	42,174	June 16/19	15,777	May 14/15
KANSAS CITY	41,086	April 8/85	9,593	April 27/09
LOS ANGELES (AL)	61,292	July 4/95	10,239	June 7/77
MILWAUKEE (AL)	53,852	May 6/79	5,298	April 21/82
MINNESOTA	53,067	April 8/88	2,830	Sept. 20/82
NEW YORK (AL)	55,367	May 27/78	8,848	Sept. 8/03
OAKLAND	46,770	July 4/85	1,289	Aug. 14/79
SEATTLE	56,120	April 6/93	4,113	June 1/79
TAMPA BAY	41,546	April 3/01	5,786	May 28/19
TEXAS	48,336	May 19/01	6,819	May 13/82
ARIZONA	39,062	June 22/02	16,155	Sept. 4/13
ATLANTA	48,338	June 27/98	15,178	Sept. 16/15
CHICAGO (NL)	41,814	Aug. 18/17	38,086	June 8/05
CINCINNATI	42,530	June 21/14	28,277	June 6/03
COLORADO	38,412	June 29/16	26,011	May 19/06
MIAMI	27,888	June 24/12	10,242	June 16/06
HOUSTON (NL)	34,925	June 11/05	28,607	June 10/05
LOS ANGELES (NL)	52,173	June 8/07	24,977	June 20/02
MILWAUKEE	42,221	Aug. 19/14	26,607	May 24/17
MONTREAL	22,489	July 9/00	7,015	June 17/01
NEW YORK (NL)	34,203	July 16/01	14,513	Sept. 3/97
PHILADELPHIA	44,958	June 16/09	18,279	July 13/01
PITTSBURGH	31,439	May 3/14	22,983	June 22/08
SAN DIEGO	40,511	June 18/04	20,380	June 2/13
SAN FRANCISCO	41,981	June 5/13	37,574	June 12/07
ST. LOUIS	40,289	June 25/11	28,840	June 4/03
WASHINGTON	39,859	June 25/05	20,860	June 19/09

## TWENTY LARGEST HOME CROWDS

ATTENDANCE	DATE	OPPONENT
50,560*	Friday, April 8, 2005	Boston
50,533*	Friday, April 9, 1993	Cleveland
50,532	Saturday, July 31, 1993	Detroit
50,532	Wednesday, Sept. 22, 1993	Boston
50,531	Friday, July 16, 1993	Kansas City
50,530	Tuesday, Aug. 10, 1993	Minnesota
50,530	Saturday, June 11, 1994	New York (AL)
50,529	Thursday, Sept. 8, 1993	Oakland
50,529	Saturday, Sept. 10, 1993	California
50,529	Sunday, May 29, 1994	California
50,529	Saturday, July 23, 1994	Texas
50,528	Thursday, June 17, 1993	Boston
50,528	Thursday, July 29, 1993	Detroit
50,528	Thursday, July 23, 1993	Boston
50,528	Saturday, June 25, 1994	Baltimore
50,527	Thursday, Aug. 12, 1993	Minnesota
50,527	Friday, Aug. 20, 1993	Seattle
50,527	Saturday, Sept. 25, 1993	New York (AL)
50,527	Tuesday, Aug. 9, 1994	Cleveland
50,525	Thursday, July 8, 1993	Texas
50,525	Wednesday, Aug. 11, 1993	Minnesota
50,525	Wednesday, Aug. 25, 1993	Cleveland

\*Home Opener



## HOW THEY HAVE DRAWN

### ATTENDANCE RECAP 1977-2019

#### AMERICAN LEAGUE

RANK	CLUB	DATES	ATTENDANCE	AVERAGE
1	NEW YORK	318	11,154,406	35,077
2	BOSTON	323	10,264,827	31,780
3	BALTIMORE	322	9,319,059	28,941
4	DETROIT	217	7,094,235	32,692
5	OAKLAND	209	6,244,648	29,879
6	TEXAS*	208	6,023,534	28,959
7	CLEVELAND	201	5,984,836	29,775
8	LOS ANGELES	209	5,923,220	28,341
9	KANSAS CITY	202	5,894,198	29,179
10	SEATTLE	208	5,887,780	28,307
11	CHICAGO	203	5,796,198	28,553
12	MINNESOTA	194	5,785,893	29,824
13	TAMPA BAY	195	4,903,447	25,146
14	MILWAUKEE	132	4,287,402	32,480
15	HOUSTON	23	710,244	30,880
<b>AL TOTALS</b>		<b>3,164</b>	<b>95,424,926</b>	<b>30,169</b>

\* Includes game in Puerto Rico to start 2001 season

\*\* Milwaukee moved over to the NL in 1998

#### NATIONAL LEAGUE

RANK	CLUB	DATES	ATTENDANCE	AVERAGE
1	PHILADELPHIA*	30	933,952	31,132
2	ATLANTA	23	687,479	29,890
3	MONTREAL	23	653,451	28,411
4	NEW YORK	16	474,994	29,687
5	MIAMI	15	371,609	24,774
6	WASHINGTON	15	385,723	25,715
7	LOS ANGELES	12	361,376	30,115
8	CHICAGO	9	247,188	27,465
9	CINCINNATI	9	246,457	27,384
10	ST. LOUIS	9	246,009	27,334
11	PITTSBURGH	9	234,559	26,062
12	COLORADO	12	226,002	18,834
13	SAN FRANCISCO	10	224,831	22,483
14	MILWAUKEE	7	221,108	31,587
15	ARIZONA	8	215,349	26,919
16	SAN DIEGO	6	202,453	33,742
<b>NL TOTALS</b>		<b>213</b>	<b>5,932,540</b>	<b>27,852</b>
<b>GRAND TOTALS</b>		<b>3,377</b>	<b>101,357,466</b>	<b>30,014</b>

\*Three home games with the Phillies on June 25-27, 2010 were played in Philadelphia due to G20 Summit in Toronto

## TOP ALL-TIME ATTENDANCE MARKS

#### FOUR MILLION CLUB

1.	Colorado Rockies	4,483,350	1993
2.	New York Yankees	4,287,132	2008
3.	New York Yankees	4,271,083	2007
4.	New York Yankees	4,248,067	2006
5.	New York Yankees	4,090,696	2005
6.	<b>Toronto Blue Jays</b>	<b>4,057,947</b>	<b>1993</b>
7.	New York Mets	4,042,045	2008
8.	<b>Toronto Blue Jays</b>	<b>4,028,318</b>	<b>1992</b>
9.	<b>Toronto Blue Jays</b>	<b>4,001,526</b>	<b>1991</b>



## ATTENDANCE YEAR-BY-YEAR

	HOME	DATES	AVG.	AWAY	DATES	AVG.	TOTAL
1977	1,794,651	72	23,626	1,101,763	73	14,183	2,736,396
1978	1,562,509	73	21,405	1,295,456	71	17,816	2,827,525
1979	1,431,659	77	18,593	1,269,208	75	16,813	2,692,651
1980	1,400,327	75	18,671	1,286,412	77	16,694	2,685,736
1981	755,083	51	14,806	814,447	50	16,287	1,569,448
1982	1,275,908	77	16,571	1,392,288	77	18,082	2,668,279
1983	1,930,277	77	25,070	1,689,278	81	21,152	3,643,717
1984	2,110,009	79	26,709	1,705,196	77	22,197	3,819,181
1985	2,468,925	78	31,653	1,842,189	81	22,744	4,311,203
1986	2,455,477	78	31,480	1,717,280	81	21,188	4,171,720
1987	2,778,459	81	34,302	1,959,124	81	24,189	4,737,709
1988	2,595,275	81	32,039	1,972,366	81	24,356	4,568,040
1989	3,376,693	80	42,199	1,975,238	81	24,330	5,346,594
1990	3,884,384	81	47,966	2,032,629	81	25,182	5,925,056
1991	4,001,526	81	49,402	2,250,718	81	27,695	6,244,862
1992	4,028,318	81	49,732	2,300,904	81	28,408	6,329,330
1993	4,057,747	81	50,098	2,548,538	81	31,480	6,607,845
1994	2,907,949	59	49,287	1,775,803	55	32,288	4,683,762
1995	2,826,445	72	39,257	1,770,309	70	25,293	4,597,024
1996	2,559,910	81	31,600	1,979,945	81	24,449	4,539,970
1997	2,589,317	81	31,967	2,117,614	81	26,149	4,707,327
1998	2,454,303	81	30,300	2,197,232	81	26,719	4,618,537
1999	2,163,486	81	26,709	2,187,457	81	26,683	4,324,750
2000	1,819,883	81	22,468	2,207,931	81	27,258	4,027,817
2001*	1,915,438	81	23,694	2,225,390	80	27,749	4,115,455
2002	1,637,900	81	20,209	2,088,408	81	25,760	3,723,439
2003	1,799,458	81	22,216	2,120,100	81	26,179	3,919,930
2004	1,900,041	81	23,457	2,127,243	78	27,272	4,027,284
2005	2,014,995	81	24,876	2,421,873	81	29,901	4,436,937
2006	2,302,212	81	28,422	2,311,125	81	28,560	4,615,612
2007	2,360,648	81	29,144	2,529,543	81	31,229	4,890,191
2008	2,400,416	81	29,635	2,421,897	80	30,119	4,809,928
2009	1,876,129	81	23,162	2,198,842	80	27,486	4,074,971
2010	1,625,555	81	20,069	2,249,636	81	27,773	3,875,191
2011	1,818,103	81	22,446	2,238,867	81	27,659	4,058,457
2012	2,099,663	81	25,922	2,326,019	80	29,075	4,425,682
2013	2,536,562	81	31,316	2,271,147	81	28,039	4,807,709
2014	2,375,525	81	29,327	2,406,394	81	29,709	4,781,919
2015	2,794,891	81	34,505	2,193,264	79	27,763	4,988,155
2016	3,392,099	81	41,878	2,435,293	81	30,065	5,827,392
2017	3,203,886	81	39,554	2,422,909	81	29,912	5,626,758
2018	2,325,281	80	29,066	2,012,169	80	25,152	4,337,450
2019	1,750,144	81	21,607	2,097,949	81	25,901	3,848,093
<b>TOTAL</b>	<b>101,357,466</b>	<b>3,377</b>	<b>30,014</b>	<b>86,487,393</b>	<b>3,369</b>	<b>25,672</b>	<b>187,844,859</b>

\* Includes game played in Puerto Rico on April 1, 2001 vs. Texas (19,891).

## HOME SELLOUT STREAKS – REGULAR SEASON

### DATES

60 — May 18, 1990 to April 8, 1991 (Opening Day)

50 — June 9, 1993 to April 4, 1994 (Opening Day)

46 — May 27, 1992 to September 15, 1992

39 — July 4, 1991 to April 11, 1992 (2nd game)

38 — July 13, 1989 to April 10, 1990 (Opening Day)





## ATTENDANCE AT THE BREAK

YEAR	W-L	PCT.	POS.	GBL	HOME ATTENDANCE
1977	34-58	.370	7th	-19.0	1,020,152
1978	32-53	.376	7th	-26.0	804,890
1979	29-64	.312	7th	-31.5	785,030
1980	33-43	.434	7th	-17.0	675,556
1981*	16-42	.276	7th	-19.0	426,795
1982	37-47	.440	7th	-11.5	637,057
1983	43-33	.566	1st	+1.0	786,503
1984	50-34	.595	2nd	-7.0	1,247,799
1985	53-35	.602	1st	+2.5	1,123,502
1986	47-43	.522	5th	-10.5	1,442,158
1987	51-36	.586	2nd	-3.0	1,413,455
1988	42-46	.477	6th	-11.5	1,473,480
1989	42-45	.483	T4th	-7.0	1,559,163
1990	47-38	.553	2nd	-0.5	2,288,900
1991	49-34	.590	1st	+5.5	2,090,001
1992	53-34	.609	1st	+4.0	2,416,036
1993	49-40	.551	1st	+0.5	2,340,240
1994	38-48	.442	5th	-12.5	2,116,873
1995*	27-40	.403	5th	-11.5	1,295,643
1996	38-49	.437	3rd	-15.0	1,289,964
1997	40-43	.482	T3rd	-14.0	1,547,513
1998	46-42	.523	3rd	-18.5	1,319,694
1999	47-43	.522	3rd	-7.0	1,181,546
2000	48-41	.539	2nd	0.0	816,825
2001	42-46	.477	3rd	-11.0	1,041,822
2002	34-52	.395	4th	-20.5	766,790
2003	49-46	.516	3rd	-9.0	1,087,864
2004	39-49	.443	4th	-17.0	913,198
2005	44-44	.500	4th	-5.5	910,866
2006	49-39	.557	3rd	-4.5	1,186,106
2007	43-44	.494	T2nd	-10.0	1,194,984
2008	47-48	.495	4th	-9.0	1,293,270
2009	44-46	.489	4th	-11.0	982,117
2010	44-45	.494	4th	-12.5	783,773
2011	44-45	.494	4th	-12.5	913,846
2012	43-43	.500	T4th	-9.5	1,107,908
2013	45-49	.479	5th	-11.5	1,445,173
2014	49-47	.510	2nd	-4.0	1,249,746
2015	45-46	.495	4th	-4.5	1,232,303
2016	51-40	.560	3rd	-2.0	1,845,707
2017	41-47	.466	5th	-8.5	1,823,669
2018	43-52	.453	4th	-23.5	1,422,954
2019	34-57	.374	4th	-24.5	994,511

\* Strike Season

### DOME DOUBLEHEADERS

Since moving into the SkyDome on June 3, 1989, the Jays have played three doubleheaders at home:

- Won 6-4 and 5-4 on July 17, 1989 vs. CAL
- Took both games by scores of 5-0 and 4-3 on Oct. 5, 2001 vs. CLE
- Swept another doubleheader on April 7, 2018 vs. KC, winning 11-3 and 5-4



# INDIVIDUAL RECORDS

## BLUE JAYS CAREER GAMES BY POSITION

### GAMES BY POSITION (TOP 5)

<b>CATCHERS</b>	<b>(79)</b>
ERINE WHITT	1159
PAT BORDERS	691
DARRIN FLETCHER	516
GREGG ZAUN	483
BUCK MARTINEZ	442

<b>FIRST BASEMEN</b>	<b>(114)</b>
CARLOS DELGADO	1168
WILLIE UPSHAW	950
JOHN OLERUD	766
LYLE OVERBAY	703
JUSTIN SMOAK	595

<b>SECOND BASEMEN</b>	<b>(98)</b>
DAMASO GARCIA	869
AARON HILL	746
ROBERTO ALOMAR	695
ORLANDO HUDSON	454
MANUEL LEE	345

<b>SHORTSTOPS</b>	<b>(82)</b>
TONY FERNANDEZ	1104
ALFREDO GRIFFIN	907
ALEX GONZALEZ	874
MANUEL LEE	363
JOHN McDONALD	362

<b>THIRD BASEMEN</b>	<b>(120)</b>
KELLY GRUBER	830
ED SPRAGUE	814
RANCE MULLINIKS	726
GARTH IORG	559
ROY HOWELL	489

<b>OUTFIELDERS</b>	<b>(196)</b>
VERNON WELLS	1357
LLOYD MOSEBY	1326
GEORGE BELL	1060
JOSE BAUTISTA	992
JESSE BARFIELD	966

<b>PITCHERS</b>	<b>(432)</b>
JASON FRASOR	505
DUANE WARD	452
TOM HENKE	446
DAVE STIEB	439
CASEY JANSSEN	389

### HOME RUN RECORDS BY POSITION (SEASON)

POSITION	PLAYER	HR	YEAR
1B	Carlos Delgado	41	2000
2B	Aaron Hill	36	2009
3B	Tony Batista	41	2000
SS	Tony Batista	26	1999
LF	George Bell	45	1987
CF	Vernon Wells	33	2003
RF	Shawn Green	42	1999
C	J.P. Arencibia	23	2011
DH	Brad Fullmer	32	2000

BIOGRAPHIES

LAST SEASON

HISTORY

RECORDS

OPPONENTS

PLAYER DEV.

MEDIA &amp; MISC.



# BATTING LEADERS

\* League Leader

Bold = Club Record

Year	AVG (350 AB)	AB	R	H	2B
1977	R. Howell .316	B. Bailor 496	B. Bailor 62	B. Bailor 154	R. Fairly 24
1978	R. Carty .284	B. Bailor 621	B. Bailor 74	B. Bailor 164	B. Bailor 29
1979	A. Griffin .287	A. Griffin 624	A. Griffin 81	A. Griffin 179	R. Bosetti 35
1980	A. Woods .300	A. Griffin 653	A. Griffin 63	A. Griffin 166	D. Garcia 30
1981	L. Moseby .233	A. Griffin 388	L. Moseby 36	L. Moseby 88	A. Griffin 19
1982	D. Garcia .310	D. Garcia 597	D. Garcia 89	D. Garcia 185	D. Garcia 32
1983	B. Bonnell .318	W. Upshaw 579	L. Moseby 104	W. Upshaw 177	R. Mulliniks 34
1984	D. Collins .308	D. Garcia 633	L. Moseby 97	D. Garcia 180	G. Bell 39
1985	R. Mulliniks .295	G. Bell 607	J. Barfield 94	D. Garcia 169	J. Barfield 34
1986	T. Fernandez .310	<b>T. Fernandez 687</b>	J. Barfield 107	T. Fernandez 213	G. Bell 38
1987	T. Fernandez .322	G. Bell 610	G. Bell 111	G. Bell 188	G. Bell 32
1988	M. Lee .291	T. Fernandez 648	F. McGriff 100	T. Fernandez 186	T. Fernandez 41
1989	G. Bell .297	G. Bell 613	F. McGriff 98	G. Bell 182	G. Bell 41
1990	F. McGriff .300	T. Fernandez 635	K. Gruber 92	T. Fernandez 175	K. Gruber 36
					M. Wilson 36
1991	R. Alomar .295	D. White 642	D. White 110	R. Alomar 188	J. Carter 42
1992	R. Alomar .310	D. White 641	R. Alomar 105	R. Alomar 177	D. Winfield 32
1993	<b>J. Olerud .363*</b>	P. Molitor 636	P. Molitor 121	P. Molitor 211*	J. Olerud 54*
1994	P. Molitor .341	P. Molitor 454	P. Molitor 86	P. Molitor 155	P. Molitor 30
1995	R. Alomar .300	J. Carter 558	E. Sprague 77	R. Alomar 155	J. Olerud 32
1996	O. Nixon .286	J. Carter 625	E. Sprague 88	J. Carter 158	J. Carter 35
					E. Sprague 35
1997	S. Green .287	J. Carter 612	C. Delgado 79	J. Carter 143	C. Delgado 42
1998	T. Fernandez .321	S. Green 630	S. Green 106	S. Green 175	C. Delgado 43
1999	T. Fernandez .328	S. Green 614	<b>S. Green 134</b>	S. Green 190	S. Green 45*
2000	C. Delgado .344	T. Batista 620	C. Delgado 115	C. Delgado 196	<b>C. Delgado 57*</b>
2001	S. Stewart .316	S. Stewart 640	S. Stewart 103	S. Stewart 202	S. Stewart 44
2002	S. Stewart .303	V. Wells 608	C. Delgado 103	S. Stewart 175	E. Hinske 38
			S. Stewart 103		S. Stewart 38
2003	V. Wells .317	V. Wells 678	V. Wells 118	<b>V. Wells 215*</b>	V. Wells 49*
2004	A. Rios .286	E. Hinske 570	V. Wells 82	V. Wells 146	V. Wells 34
2005	F. Catalanotto .301	V. Wells 620	S. Hillenbrand 91	S. Hillenbrand 173	S. Hillenbrand 36
2006	R. Jonhson .319	V. Wells 611	T. Glaus 105	V. Wells 185	L. Overbay 46
2007	A. Rios .297	A. Rios 643	A. Rios 114	A. Rios 191	A. Hill 47
2008	V. Wells .300	A. Rios 635	A. Rios 91	A. Rios 185	A. Rios 47
2009	A. Lind .305	A. Hill 682	A. Hill 103	A. Hill 195	A. Lind 46
2010	J. Buck .281	V. Wells 590	J. Bautista 109	V. Wells 161	V. Wells 44
2011	J. Bautista .302	J. Bautista 513	J. Bautista 105	J. Bautista 155	E. Encarnacion 36
		Y. Escobar 513			
2012	E. Encarnacion .280	C. Rasmus 565	E. Encarnacion 93	E. Encarnacion 152	B. Lawrie 26
2013	A. Lind .288	E. Encarnacion 530	E. Encarnacion 90	E. Encarnacion 144	E. Encarnacion 29
2014	M. Cabrera .301	J. Reyes 610	J. Bautista 101	J. Reyes 175	M. Cabrera 35
2015	J. Donaldson .297	J. Donaldson 620	J. Donaldson 122*	J. Donaldson 184	J. Donaldson 41
2016	J. Donaldson .284	E. Encarnacion 601	J. Donaldson 122	J. Donaldson 164	K. Pillar 35
2017	J. Donaldson .270	J. Bautista 587	J. Bautista 92	J. Smoak 151	K. Pillar 37
		K. Pillar 587			
2018	A. Diaz .263	K. Pillar 512	T. Hernandez 67	K. Pillar 129	K. Pillar 40
			J. Smoak 67		
2019	V. Guerrero Jr. .272	R. Grichuk 586	R. Grichuk 75	R. Grichuk 136	R. Grichuk 29

BIOGRAPHIES

LAST SEASON

HISTORY

RECORDS

OPPONENTS

PLAYER DEV.

MEDIA & MISC.



Year	3B		HR		RBI		BB		SO	
1977	S. Staggs	6	R. Fairly	19	R. Fairly	64	O. Velez	65	O. Velez	87
					D. Ault	64				
1978	D. McKay	8	J. Mayberry	22	J. Mayberry	70	J. Mayberry	61	D. McKay	90
1979	A. Griffin	10	J. Mayberry	21	J. Mayberry	74	J. Mayberry	69	R. Howell	91
1980	A. Griffin	15*	J. Mayberry	30	J. Mayberry	82	J. Mayberry	77	R. Howell	92
1981	A. Griffin	6	J. Mayberry	17	J. Mayberry	43	O. Velez	55	L. Moseby	86
					L. Moseby	43				
1982	L. Moseby	9	W. Upshaw	21	W. Upshaw	75	W. Upshaw	52	L. Moseby	106
1983	A. Griffin	9	J. Barfield	27	W. Upshaw	104	C. Johnson	67	J. Barfield	110
			W. Upshaw	27						
1984	D. Collins	15*	G. Bell	26	L. Moseby	92	L. Moseby	78	L. Moseby	122
	L. Moseby	15*								
1985	T. Fernandez	10	G. Bell	28	G. Bell	95	L. Moseby	76	J. Barfield	143
1986	T. Fernandez	9	J. Barfield	40*	J. Barfield	108	W. Upshaw	78	J. Barfield	146
					G. Bell	108				
1987	T. Fernandez	8	G. Bell	47	G. Bell	134*	L. Moseby	70	J. Barfield	141
1988	L. Moseby	7	F. McGriff	34	G. Bell	97	F. McGriff	79	F. McGriff	149
1989	T. Fernandez	9	F. McGriff	36*	G. Bell	104	F. McGriff	119	F. McGriff	132
<b>1990</b>	<b>T. Fernandez</b>	<b>17*</b>	F. McGriff	35	K. Gruber	118	F. McGriff	94	F. McGriff	108
1991	R. Alomar	11	J. Carter	33	J. Carter	108	J. Olerud	68	D. White	135
1992	R. Alomar	8	J. Carter	34	J. Carter	119	R. Alomar	87	D. White	133
1993	T. Fernandez	9	J. Carter	33	J. Carter	121	J. Olerud	114	D. White	127
1994	D. White	6	J. Carter	27	J. Carter	103	J. Olerud	61	D. White	95
1995	R. Alomar	7	J. Carter	25	J. Carter	76	J. Olerud	84	A. Gonzalez	114
1996	J. Carter	7	E. Sprague	36	J. Carter	107	O. Nixon	71	E. Sprague	146
1997	S. Stewart	7	C. Delgado	30	J. Carter	102	C. Delgado	64	C. Delgado	133
1998	S. Green	4	J. Canseco	46	C. Delgado	115	C. Delgado	73	J. Canseco	159*
1999	H. Bush	4	C. Delgado	44	C. Delgado	134	C. Delgado	86	C. Delgado	141
2000	J. Cruz	5	T. Batista	41	C. Delgado	137	C. Delgado	123	J. Cruz	129
	T. Stewart	5	C. Delgado	41						
2001	S. Stewart	7	C. Delgado	39	C. Delgado	102	C. Delgado	111	A. Gonzalez	149
2002	S. Stewart	6	C. Delgado	33	C. Delgado	108	C. Delgado	102	E. Hinske	138
2003	F. Catalanotto	6	C. Delgado	42	<b>C. Delgado</b>	<b>145*</b>	C. Delgado	109	C. Delgado	137
	O. Hudson	6								
2004	O. Hudson	7	C. Delgado	32	C. Delgado	99	C. Delgado	69	C. Delgado	115
	A. Rios	7								
2005	R. Johnson	6	V. Wells	28	V. Wells	97	G. Zaun	73	E. Hinske	121
	A. Rios	6								
2006	A. Rios	6	T. Glaus	38	V. Wells	106	T. Glaus	86	T. Glaus	134
2007	A. Rios	7	F. Thomas	26	F. Thomas	95	F. Thomas	81	A. Rios	103
2008	A. Rios	8	V. Wells	20	A. Rios	79	L. Overbay	74	L. Overbay	116
2009	J. Bautista	3	A. Hill	36	A. Lind	114	M. Scutaro	90	A. Lind	110
	V. Wells	3								
2010	F. Lewis	5	<b>J. Bautista</b>	<b>54*</b>	J. Bautista	124	J. Bautista	100	A. Lind	144
2011	R. Davis	6	J. Bautista	43*	J. Bautista	103	<b>J. Bautista</b>	<b>132*</b>	J. Arencibia	133
2012	C. Rasmus	5	E. Encarnacion	42	E. Encarnacion	110	E. Encarnacion	84	K. Johnson	159
2013	A. Gose	5	E. Encarnacion	36	E. Encarnacion	104	E. Encarnacion	82	J. Arencibia	148
	M. Kawasaki	5								
2014	J. Reyes	4	J. Bautista	35	J. Bautista	103	J. Bautista	104	C. Rasmus	124
2015	R. Goins	4	J. Donaldson	41	J. Donaldson	123*	J. Bautista	110*	J. Donaldson	133
2016	J. Donaldson	5	E. Encarnacion	42	E. Encarnacion	127	J. Donaldson	109	M. Saunders	157
2017	5 Players	1	J. Smoak	38	J. Smoak	90	J. Bautista	84	<b>J. Bautista</b>	<b>170</b>
2018	T. Hernandez	7	R. Grichuk	25	J. Smoak	77	J. Smoak	83	T. Hernandez	163
			J. Smoak	25						
2019	R. Grichuk	5	R. Grichuk	31	R. Grichuk	80	J. Smoak	79	R. Grichuk	163

Year	SLG %	OBP %	SB	SH	SF
1977 R. Fairly	.465	R. Howell .386	B. Bailor 15	A. Ashby 10	O. Velez 6
1978 R. Carty	.481	R. Carty .340	R. Bosetti 6	<b>L. Gomez</b> 19	J. Mayberry 7
1979 J. Mayberry	.461	J. Mayberry .372	A. Griffin 21	A. Griffin 16	R. Bosetti 7
1980 O. Velez	.487	O. Velez .365	A. Griffin 18	A. Griffin 10	A. Griffin 5
				L. Moseby 10	R. Howell 5
1981 L. Moseby	.357	L. Moseby .278	D. Garcia 13	A. Woods 8	L. Moseby 4
1982 W. Upshaw	.443	B. Bonnell .345	D. Garcia 54	A. Griffin 11	G. Iorg 7
1983 W. Upshaw	.515	L. Moseby .376	D. Collins 31	A. Griffin 11	W. Upshaw 7
			D. Garcia 31		
1984 C. Johnson	.507	C. Johnson .390	<b>D. Collins</b> 60	A. Griffin 13	B. Martinez 9
1985 J. Barfield	.536	R. Mulliniks .383	L. Moseby 37	T. Fernandez 7	G. Bell 8
1986 J. Barfield	.559	J. Barfield .368	L. Moseby 32	T. Fernandez 5	R. Leach 7
					L. Moseby 7
1987 G. Bell	.605	T. Fernandez .379	L. Moseby 39	G. Iorg 6	G. Bell 9
1988 F. McGriff	.552	F. McGriff .376	L. Moseby 31	K. Gruber 5	G. Bell 8
				N. Liriano 5	
1989 F. McGriff	.525	F. McGriff .399	L. Moseby 24	N. Liriano 10	<b>G. Bell</b> 14
1990 F. McGriff	.530	F. McGriff .400	T. Fernandez 26	M. Wilson 6	K. Gruber 13
1991 J. Carter	.503	R. Alomar .354	R. Alomar 53	R. Alomar 16	J. Olerud 10
1992 J. Carter	.498	R. Alomar .405	R. Alomar 49	M. Lee 8	J. Carter 13
1993 J. Olerud	.599	<b>J. Olerud</b> .473*	R. Alomar 55	P. Borders 7	J. Carter 10
1994 J. Carter	.524	P. Molitor .410	P. Molitor 20	D. Schofield 8	J. Carter 13
1995 S. Green	.509	J. Olerud .398	R. Alomar 30	A. Gonzalez 9	R. Alomar 7
					E. Sprague 7
1996 E. Sprague	.496	J. Olerud .382	O. Nixon 54	D. Cedeno 7	C. Delgado 8
				A. Gonzalez 7	
1997 C. Delgado	.528	O. Merced .352	O. Nixon 47	A. Gonzalez 11	J. Carter 9
1998 C. Delgado	.592	T. Fernandez .387	S. Stewart 51	A. Gonzalez 13	D. Fletcher 7
1999 S. Green	.588	T. Fernandez .427	S. Stewart 37	H. Bush 8	C. Delgado 7
<b>2000 C. Delgado</b>	<b>.664</b>	C. Delgado .470	R. Mondesi 22	A. Gonzalez 16*	B. Fullmer 6
2001 C. Delgado	.540	C. Delgado .408	J. Cruz Jr. 32	A. Gonzalez 7	A. Gonzalez 10
2002 C. Delgado	.549	C. Delgado .406	S. Stewart 14	D. Berg 4	3 players tied 8
2003 C. Delgado	.593	C. Delgado .426	E. Hinske 12	K. Cash 5	S. Stewart 8
					V. Wells 8
2004 C. Delgado	.535	C. Delgado .372	A. Rios 15	4 Players 3	C. Delgado 11
2005 V. Wells	.463	F. Catalanotto .367	A. Rios 14	F. Catalanotto 4	R. Adams 8
				K. Huckaby 4	V. Wells 8
2006 V. Wells	.542	R. Johnson .390	V. Wells 17	J. McDonald 6	A. Rios 10
2007 M. Stairs	.549	F. Thomas .377	A. Rios 17	J. McDonald 12	A. Rios 7
2008 V. Wells	.496	L. Overbay .358	A. Rios 32	D. Eckstein 9	M. Scutaro 7
2009 A. Lind	.562	M. Scutaro .379	A. Rios 19	J. Bautista 6	3 Players 7
2010 J. Bautista	.617	J. Bautista .378	F. Lewis 17	Y. Escobar 7	J. Buck 6
2011 J. Bautista	.608*	J. Bautista .447	R. Davis 34	C. Patterson 6	A. Lind 8
2012 E. Encarnacion	.557	E. Encarnacion .384	R. Davis 46	Y. Escobar 7	E. Encarnacion 7
2013 E. Encarnacion	.534	E. Encarnacion .370	R. Davis 45	M. Kawasaki 10	E. Encarnacion 5
2014 E. Encarnacion	.547	J. Bautista .403	J. Reyes 30	M. Kawasaki 8	J. Bautista 6
					D. Navarro 6
2015 J. Donaldson	.568	J. Bautista .377	K. Pillar 25	R. Goins 7	J. Donaldson 10
					E. Encarnacion 10
2016 J. Donaldson	.549	J. Donaldson .404	K. Pillar 14	E. Carrera 7	E. Encarnacion 8
2017 J. Donaldson	.559	J. Donaldson .385	K. Pillar 15	R. Goins 5	J. Bautista 7
2018 R. Grichuk	.502	J. Smoak .350	K. Pillar 14	R. Urena 2	K. Pillar 6
2019 T. Hernandez	.472	C. Biggio .364	C. Biggio 14	E. Sogard 3	4 Players 3
				R. Urena 3	



Year	IBB		Pinch-Hits		Hitting Streaks	
1977	R. Fairly	11	S. Ewing	10	R. Howell (May 10-25)	15
1978	R. Carty	5	O. Velez	8	D. McKay (May 19-June 2)	16
1979	J. Mayberry	7	O. Velez	5	A. Griffin (Aug. 28-Sept. 12)	14
1980	J. Mayberry	9	S. Braun	9	A. Griffin (Aug. 13-Sept. 1)	19
					J. Mayberry (May 31-June 18)	11
1981	A. Woods	5	W. Upshaw	4	D. Garcia (May 29-June 9)	11
1982	W. Upshaw	8	W. Nordhagen	11	D. Garcia (Aug. 4-21)	20
1983	C. Johnson	8	R. Mulliniks	10	D. Garcia (June 21-July 16)	21*
	W. Upshaw	8			L. Moseby (July 27-Aug. 16)	21*
1984	W. Upshaw	14	C. Johnson	11	D. Garcia (April 15-May 1)	14
1985	E. Whitt	9	R. Mulliniks	9	J. Barfield (May 8-26)	16
					D. Garcia (July 23-Aug. 10)	16
1986	J. Barfield	5	G. Iorg	10	D. Garcia (June 15-July 8)	8
			R. Leach	10		
1987	G. Bell	7	R. Mulliniks	8	T. Fernandez (Aug. 23-Sept. 18)	18
1988	J. Barfield	6	R. Mulliniks	6	K. Gruber (June 22-July 4)	12
	L. Moseby	6				
1989	F. McGriff	12	B. Brenly	6	G. Bell (Aug. 8-31)	22*
1990	F. McGriff	12	R. Mulliniks	8	T. Fernandez (April 10-25)	15
					K. Gruber (Sept. 10-25)	15
1991	J. Carter	12	P. Tabler	9	R. Alomar (May 24-June 9)	15
1992	J. Olerud	11	J. Olerud	4	D. Winfield (April 22-May 9)	17
<b>1993</b>	<b>J. Olerud</b>	<b>33</b>	T. Ward	2	J. Olerud (May 26-June 22)	26*
1994	J. Olerud	12	M. Huff	3	J. Carter (April 12-28)	15
1995	J. Olerud	10	M. Huff	4	R. Alomar (Aug. 5-21)	19
1996	J. Olerud	6	R. Perez	5	O. Nixon (June 4-July 6)	13
1997	C. Delgado	9	C. Delgado	4	C. Delgado (Sept. 11-28)	16
1998	C. Delgado	13	F. Crespo	2	C. Delgado (May 21-June 9)	19
			D. Fletcher	2		
			J. Samuel	2		
1999	T. Fernandez	11	W. Greene	6	<b>S. Green (June 29-July 31)</b>	<b>28*</b>
2000	C. Delgado	18	D. Fletcher	4	C. Delgado (June 4-29)	22
			T. Greene	4		
2001	C. Delgado	22	<b>T. Fernandez</b>	<b>16</b>	J. Cruz Jr. (April 4-27)	19
2002	C. Delgado	18	D. Fletcher	4	V. Wells (June 7-26)	13
					S. Stewart (May 24-June 6)	13
2003	C. Delgado	23	T. Wilson	7	M. Bordick (July 18-Aug. 13)	20
					R. Johnson (Aug. 30-Sept. 23)	20
					V. Wells (June 6-28)	20
2004	C. Delgado	12	C. Gomez	4	V. Wells (May 8-26)	17
2005	E. Hinske	4	R. Adams	5	A. Hill (June 27-July 15)	13
			O. Hudson	5		
2006	L. Overbay	7	F. Catalanotto	5	B. Molina (May 23-June 20)	17
2007	G. Zaun	8	M. Stairs	7	A. Hill (Sept. 14-end of season)	15
					F. Thomas (Aug. 20-Sept. 5)	15
2008	M. Stairs	9	M. Stairs	5	A. Rios (Aug. 30-Sept. 11)	12
2009	A. Lind	7	R. Barajas	3	S. Rolen (June 8-July 8)	25
2010	L. Overbay	7	4 Players	1	A. Lind (July 1-22)	14
					V. Wells (May 21-June 6)	14
2011	J. Bautista	24*	10 Players tied	1	E. Encarnacion (July 31-Aug. 14)	13
2012	E. Encarnacion	12	D. Cooper	4	3 players tied	10
2013	E. Encarnacion	7	A. Lind	7	B. Lawrie (July 29-Aug. 9)	11
2014	J. Bautista	11	A. Lind	5	M. Cabrera (March 31-April 15)	14
			D. Navarro	5		
2015	Encarnacion	5	J. Smoak	6	E. Encarnacion (July 26-Aug. 31)	26*
2016	J. Donaldson	6	D. Barney	3	D. Travis (Sept. 3-20)	17
			J. Smoak	3		
2017	J. Bautista	3	E. Carrera	6	D. Travis (May 14-29)	13
	J. Smoak	3				
2018	K. Morales	5	C. Granderson	6	J. Smoak (July 25-Aug. 9)	13
2019	J. Smoak	3	B. McKinney	2	B. Bichette (July 29-Aug. 8)	11
	R. Tellez	3	R. Tellez	2	Randal Grichuk (Sept. 6-19)	11



# PITCHING LEADERS

\* League Leader      Bold = Club Record

Year	W	L	L	ERA (MIN 162 INN)	G	
1977	D. Lemanczyk	13	J. Garvin	18	J. Garvin 4.19	P. Vuckovich 53
1978	J. Clancy	10	J. Jefferson	16	J. Clancy 4.09	T. Murphy 50
1979	T. Underwood	9	P. Huffman	18	T. Underwood 3.69	T. Buskey 44
1980	J. Clancy	13	J. Clancy	16	J. Clancy 3.30	J. Garvin 61
1981	D. Stieb	11	L. Leal	13	D. Stieb 3.19	J. McLaughlin 40
1982	D. Stieb	17	L. Leal	15	D. Stieb 3.25	D. Murray 56
1983	D. Stieb	17	J. Gott	14	D. Stieb 3.04	J. McLaughlin 50
1984	D. Alexander	17	J. Clancy	15	D. Stieb 2.83	J. Key 63
1985	D. Alexander	17	D. Stieb	13	D. Stieb 2.48*	G. Lavelle 69
1986	J. Clancy	14	J. Clancy	14	J. Key 3.57	M. Eichhorn 69
	J. Key	14				
	M. Eichhorn	14				
1987	J. Key	17	J. Clancy	11	J. Key 2.76*	M. Eichhorn 89
1988	D. Stieb	16	J. Clancy	13	D. Stieb 3.04	D. Ward 64
		M. Flanagan	13			
1989	D. Stieb	17	J. Key	14	J. Cerutti 3.07	D. Ward 66
1990	D. Stieb	18	T. Stottlemyre	17	D. Stieb 2.93	D. Ward 73
1991	J. Key	17	J. Key	12	J. Key 3.05	D. Ward 81
1992	J. Morris	21	J. Key	13	J. Guzman 2.64	D. Ward 79
1993	P. Hentgen	19	T. Stottlemyre	12	P. Hentgen 3.87	D. Ward 71
		J. Morris	12			
1994	P. Hentgen	13	J. Guzman	11	P. Hentgen 3.40	T. Castillo 41
1995	A. Leiter	11	J. Guzman	14	A. Leiter 3.64	T. Castillo 55
		P. Hentgen	14			
1996	P. Hentgen	20	E. Hanson	17	J. Guzman 2.93*	M. Timlin 59
1997	R. Clemens	21*	W. Williams	14	R. Clemens 2.05*	P. Quantrill 77
1998	R. Clemens	20*	J. Guzman	12	R. Clemens 2.65*	P. Quantrill 82
1999	D. Wells	17	P. Hentgen	12	P. Hentgen 4.74	G. Lloyd 74
2000	D. Wells	20*	K. Escobar	15	D. Wells 4.11	B. Koch 68
						P. Quantrill 68
2001	C. Carpenter	11	C. Carpenter	11	C. Carpenter 4.09	P. Quantrill 80*
	E. Loaiza	11	E. Loaiza	11		
	P. Quantrill	11				
2002	R. Halladay	19	E. Loaiza	10	R. Halladay 2.93	K. Escobar 76
2003	R. Halladay	22*	C. Lidle	15	R. Halladay 3.25	T. Miller 79*
2004	T. Lilly	12	M. Batista	13	T. Lilly 4.06	J. Frasor 63
2005	G. Chacin	13	J. Towers	12	R. Halladay 2.41	S. Schoeneweis 80
	J. Towers	13				
2006	R. Halladay	16	T. Lilly	13	R. Halladay 3.19	B.J. Ryan 65
2007	R. Halladay	16	D. McGowan	10	R. Halladay 3.71	S. Downs 81*
		J. Towers	10			
2008	R. Halladay	20	R. Halladay	11	R. Halladay 2.78	J. Carlson 69
2009	R. Halladay	17	S. Richmond	11	R. Halladay 2.79	J. Carlson 73
2010	B. Cecil	15	R. Romero	9	S. Marcum 3.64	S. Camp 70
2011	R. Romero	15	3 players	11	R. Romero 2.92	S. Camp 67
2012	B. Morrow	10	H. Alvarez	14	H. Alvarez 4.85	C. Janssen 62
		R. Romero	14			D. Oliver 62
2013	R. Dickey	14	R. Dickey	13	M. Buehrle 4.15	A. Loup 64
2014	R. Dickey	14	R. Dickey	13	M. Buehrle 3.39	A. Loup 71
		D. Hutchison	13			
2015	M. Buehrle	15	R. Dickey	11	M. Estrada 3.13	R. Osuna 68
2016	J. Happ	20	R. Dickey	15	A. Sanchez 3.00*	R. Osuna 72
2017	M. Stroman	13	J. Biagini	13	M. Stroman 3.09	R. Tepera 73
2018	J.A. Happ	10	M. Estrada	14	None	T. Clippard 73
2019	3 Players	6	A. Sanchez	14	None	T. Mayza 68

BIOGRAPHIES

LAST SEASON

HISTORY

RECORDS

OPPONENTS

PLAYER DEV.

MEDIA & MISC.



Year	GS		CG		SV		SHO	
1977	J. Garvin	34	J. Garvin	12	P. Vuckovich	8	3 pitchers	1
	D. Lemanczyk	34						
1978	3 Players	30	J. Jefferson	9	V. Cruz	9	J. Jefferson	2
1979	T. Underwood	32	T. Underwood	12	T. Buskey	7	D. Lemanczyk	3
1980	J. Clancy	34	J. Clancy	15	J. Garvin	8	D. Steib	4
1981	D. Stieb	25	D. Stieb	11	J. McLaughlin	10	D. Steib	2
1982	<b>J. Clancy</b>	<b>40*</b>	<b>D. Stieb</b>	<b>19</b>	D. Murray	11	<b>D. Steib</b>	<b>5</b>
1983	D. Stieb	36	D. Stieb	14	R. Moffitt	10	D. Steib	4
1984	J. Clancy	36*	D. Alexander	11	R.L. Jackson	10	3 tied at	2
			D. Stieb	11	J. Key	10		
1985	D. Alexander	36	D. Stieb	8	B. Caudill	14	D. Steib	2
	D. Stieb	36						
1986	J. Key	35	J. Clancy	6	T. Henke	27	J. Clancy	3
1987	J. Clancy	37	J. Key	8	T. Henke	34*	3 pitchers	1
1988	M. Flanagan	34	D. Stieb	8	T. Henke	25	D. Steib	4
1989	D. Stieb	33	J. Key	5	T. Henke	20	D. Steib	2
	J. Key	33						
1990	D. Stieb	33	T. Stottlemyre	4	T. Henke	32	D. Steib	2
	T. Stottlemyre	33						
1991	T. Stottlemyre	34	T. Candiotti	3	T. Henke	32	J. Key	2
1992	J. Morris	34	J. Morris	6	T. Henke	34	J. Key	2
			T. Stottlemyre	6			T. Stottlemyre	2
1993	J. Guzman	33	J. Morris	4	<b>D. Ward</b>	<b>45</b>	4 pitchers	1
1994	J. Guzman	25	P. Hentgen	6	D. Hall	17	P. Hentgen	3
1995	P. Hentgen	30	D. Cone	5	T. Castillo	13	D. Cone	2
1996	E. Hanson	35	P. Hentgen	10	M. Timlin	31	P. Hentgen	3
	P. Hentgen	35						
1997	P. Hentgen	35	R. Clemens	9*	K. Escobar	14	R. Clemens	3*
			P. Hentgen	9*			P. Hentgen	3*
1998	R. Clemens	33	R. Clemens	5	R. Myers	28	R. Clemens	3
1999	P. Hentgen	34	D. Wells	7*	B. Koch	31	3 pitchers	1
	D. Wells	34						
2000	D. Wells	35*	D. Wells	9*	B. Koch	33	3 pitchers	1
2001	C. Carpenter	34	C. Carpenter	3	B. Koch	36	C. Carpenter	2
2002	R. Halladay	34	E. Loaiza	3	K. Escobar	38	R. Halladay	1
							E. Loaiza	1
2003	R. Halladay	36*	R. Halladay	9*	A. Lopez	14	R. Halladay	2*
2004	T. Lilly	32	T. Lilly	2	J. Frasor	17	4 pitchers	1
			M. Batista	2				
2005	G. Chacin	34	R. Halladay	5	M. Batista	31	R. Halladay	2
2006	R. Halladay	32	R. Halladay	4	B.J. Ryan	38	A.J. Burnett	1
	T. Lilly							
2007	R. Halladay	31	R. Halladay	7*	J. Accardo	30	R. Halladay	1
							D. McGowan	1
2008	A. Burnett	34	R. Halladay	9*	B.J. Ryan	32	R. Halladay	2
							J. Lisch	2
2009	R. Halladay	32	R. Halladay	9*	J. Frasor	11	R. Halladay	4*
2010	R. Romero	32	R. Romero	3	K. Gregg	37	B. Morrow	1
							R. Romero	1
2011	R. Romero	32	R. Romero	4	F. Francisco	17	R. Romero	2
2012	R. Romero	32	B. Morrow	3	C. Janssen	22	B. Morrow	3
2013	R. Dickey	34	R. Dickey	3	C. Janssen	34	R. Dickey	1
							M. Buehrle	1
2014	R. Dickey	34	3 players	1	C. Janssen	25	D. Hutchison	1
							M. Stroman	1
2015	R. Dickey	33	M. Buehrle	4	R. Osuna	20	M. Buehrle	1
							D. Hutchison	1
2016	J. Happ	32	None		R. Osuna	36	None	
	M. Stroman	32						
2017	M. Estrada	33	M. Stroman	2	R. Osuna	39	None	
	M. Stroman	33						
2018	M. Estrada	28	None		K. Giles	14	None	
2019	T. Thornton	29	R. Feierabend	1	K. Giles	23	None	



Year	IP	SO	BB			
1977	D. Lemanczyk	252.0	J. Garvin	127	D. Lemanczyk	87
1978	J. Jefferson	211.2	T. Underwood	139	J. Clancy	91
1979	T. Underwood	227.0	T. Underwood	127	T. Underwood	95
1980	J. Clancy	250.2	J. Clancy	152	<b>J. Clancy</b>	<b>128</b>
1981	D. Steib	183.2	D. Steib	89	J. Clancy	64
1982	<b>D. Steib</b>	<b>288.1</b>	D. Steib	141	L. Leal	79
1983	D. Steib	278.0	D. Steib	187	D. Stieb	83
1984	D. Steib	267.0	D. Steib	198	Clancy/Stieb	88
1985	D. Steib	265.0	D. Steib	167	D. Stieb	96
1986	J. Key	232.0	M. Eichhorn		D. Stieb	87
1987	J. Key	261.0	J. Clancy	180	D. Stieb	87
1988	M. Flanagan	211.0	D. Steib	147	M. Flanagan	80
1989	J. Key	216.0	D. Ward	122	D. Stieb	76
1990	D. Steib	208.2	D. Steib	125	T. Stottlemyre	69
1991	T. Stottlemyre	219.0	D. Ward	132	T. Stottlemyre	75
1992	J. Morris	240.2	J. Guzman	165	J. Morris	80
1993	J. Guzman	221.0	J. Guzman	194	J. Guzman	110
1994	P. Hentgen	174.2	P. Hentgen	147	J. Guzman	76
1995	P. Hentgen	202.2	A. Leiter	153	A. Leiter	108
1996	P. Hentgen	265.2	P. Hentgen	177	E. Hanson	102
1997	R. Clemens	264.0	<b>R. Clemens</b>	<b>292*</b>	P. Hentgen	71
	P. Hentgen	264.0				
1998	R. Clemens	234.2	R. Clemens	271*	R. Clemens	88
1999	D. Wells	231.2	D. Wells	169	K. Escobar	81
2000	D. Wells	229.2	D. Wells	166	K. Escobar	85
2001	C. Carpenter	215.2	C. Carpenter	157	C. Carpenter	75
2002	R. Halladay	239.1	R. Halladay	168	J. Miller	66
2003	R. Halladay	266.0*	R. Halladay	204	K. Escobar	78
2004	M. Batista	198.2	T. Lilly	168	M. Batista	96
2005	J. Towers	208.2	G. Chacin	121	G. Chacin	70
2006	R. Halladay	220.0	T. Lilly	160	T. Lilly	81
2007	R. Halladay	225.1	A. Burnett	176	A. Burnett	66
2008	R. Halladay	246.0*	A. Burnett	231*	A. Burnett	86
2009	R. Halladay	239.0	R. Halladay	208	R. Romero	79
2010	R. Romero	210.0	B. Morrow	178	R. Romero	82
2011	R. Romero	225.0	B. Morrow	203	R. Romero	80
2012	H. Alvarez	187.1	R. Romero	124	R. Romero	105*
2013	R. Dickey	224.2	R. Dickey	177	R. Dickey	71
2014	R. Dickey	215.2	D. Hutchison	184	R. Dickey	74
2015	R. Dickey	214.1	M. Estrada	131	R. Dickey	61
2016	M. Stroman	204.0	M. Stroman	166	M. Estrada	65
2017	M. Stroman	201.0	M. Estrada	176	M. Estrada	71
2018	M. Estrada	143.2	J.A. Happ	130	A. Sanchez	58
2019	T. Thornton	154.1	T. Thornton	149	T. Thornton	61

## BLUE JAYS, PITCHERS 40+ YEARS OLD TO WIN GAME – ALL-TIME

GAME DATE	PITCHER	OPP	AGE
5/4/2015	R.A. Dickey	vs. Yankees	40 years, 187 days
6/22/2013	Darren Oliver	vs. Orioles	42 years, 259 days
5/11/2013	Darren Oliver	at Red Sox	42 years, 217 days
5/6/2013	Darren Oliver	at Rays	42 years, 212 days
8/27/2012	Darren Oliver	at Yankees	41 years, 326 days
6/23/2012	Darren Oliver	at Marlins	41 years, 261 days
6/19/2012	Darren Oliver	at Brewers	41 years, 257 days
4/20/2002	Dan Plesac	at Yankees	40 years, 75 days
8/29/1998	Dave Stieb	vs. Twins	41 years, 38 days



## FIELDING PERCENTAGE – LEAGUE LEADERS

YEAR	PLAYER	POSITION	FLD%
1984	Rance Mulliniks	3B	.968
1985	Rance Mulliniks	3B	.971
1986	Rance Mulliniks	3B	.975
	Tony Fernandez	SS	.983
1988	Fred McGriff	1B	1.000
1989	Tony Fernandez	SS	.992
1990	Manuel Lee	2B	.993
1991	Devon White	CF	.998
1995	Roberto Alomar	2B	.994
1997	Alex Gonzalez	SS	.986
2004	Vernon Wells	CF	.997
	Eric Hinske	3B	.978
2005	Vernon Wells	CF	1.000
2009	Lyle Overbay	1B	.998
2010	Vernon Wells	CF	1.000
2018	Justin Smoak	1B	.999

19 Blue Jays pitchers have led or tied for league lead in fielding (min. 35 chances).

## SHUTOUTS

The Blue Jays have played 102 games that have resulted in a 1-0 decision and are 54-48 in those contests.

Year by Year	W	L	Year by Year	W	L
1977	3	15	1999	9	8
1978	5	19	2000	4	7
1979	7	15	2001	10	9
1980	9	12	2002	6	6
1981	4	20	2003	6	5
1982	13	9	2004	11	12
1983	8	8	2005	8	14
1984	10	4	2006	6	6
1985	9	4	2007	9	4
1986	12	6	2008	13	12
1987	8	10	2009	10	5
1988	17	3	2010	11	8
1989	12	7	2011	10	8
1990	9	10	2012	11	9
1991	16	9	2013	11	8
1992	14	10	2014	16	11
1993	11	1	2015	10	5
1994	4	4	2016	10	8
1995	8	10	2017	6	9
1996	7	9	2018	3	11
1997	16	11	2019	7	12
1998	11	4	<b>Total</b>	<b>400</b>	<b>377</b>



## SINGLE SEASON

## BATTING DEPARTMENTS

BATTING AVERAGE  
(450PA)

1. John Olerud	1993 .363
2. Carlos Delgado	2000 .344
3. Paul Molitor	1994 .341
4. Paul Molitor	1993 .332
5. Tony Fernandez	1999 .328
6. Roberto Alomar	1993 .326
7. Tony Fernandez	1987 .322
8. Tony Fernandez	1998 .321
9. Homer Bush	1999 .320
10. Shannon Stewart	2000 .319

## GAMES

1. Tony Fernandez	1986 163
2. Carlos Delgado	2001 162
Carlos Delgado	2000 162
Cruz Cruz	2000 162
Joe Carter	1991 162
Alfredo Griffin	1983 162
Alfredo Griffin	1982 162
Rick Bosetti	1979 162
9. 8 Players	161

## HITS

1. Vernon Wells	2003 215
2. Tony Fernandez	1986 213
3. Paul Molitor	1993 211
4. Shannon Stewart	2001 202
5. John Olerud	1993 200
6. George Bell	1986 198
7. Carlos Delgado	2000 196
8. Aaron Hill	2009 195
9. Roberto Alomar	1993 192
10. Alex Rios	2007 191

## AT-BATS

1. Tony Fernandez	1986 687
2. Aaron Hill	2009 682
3. Vernon Wells	2003 678
4. Alfredo Griffin	1980 653
5. Tony Fernandez	1988 648
6. Alex Rios	2007 643
7. Devon White	1991 642
8. Devon White	1992 641
George Bell	1986 641
10. Shannon Stewart	2001 640

## RUNS

1. Shawn Green	1999 134
2. Josh Donaldson	2015 122
Josh Donaldson	2016 122
4. Paul Molitor	1993 121
5. Vernon Wells	2003 118
6. Carlos Delgado	2003 117
7. Devon White	1993 116
8. Carlos Delgado	2000 115
9. Alex Rios	2007 114
10. Carlos Delgado	1999 113

## DOUBLES

1. Carlos Delgado	2000 57
2. John Olerud	1993 54
3. Vernon Wells	2003 49
4. Aaron Hill	2007 47
Alex Rios	2008 47
6. Lyle Overbay	2006 46
Adam Lind	2009 46
8. Eric Hinske	2003 45
Shawn Green	1999 45
10. Shannon Stewart	2001 44
Vernon Wells	2010 44

## TRIPLES

1. Tony Fernandez	1990 17
2. Dave Collins	1984 15
Lloyd Moseby	1984 15
Alfredo Griffin	1980 15
5. Roberto Alomar	1991 11
6. Devon White	1991 10
Tony Fernandez	1985 10
Alfredo Griffin	1979 10
9. 8 Players	9

## HOME RUNS

1. Jose Bautista	2010 54
2. George Bell	1987 47
3. Jose Canseco	1998 46
4. Carlos Delgado	1999 44
5. Jose Bautista	2011 43
6. Carlos Delgado	2003 42
Edwin Encarnacion	2012 42
Edwin Encarnacion	2016 42
Shawn Green	1999 42
10. Carlos Delgado	2000 41
Tony Batista	2000 41
Josh Donaldson	2015 41

## TOTAL BASES

1. Carlos Delgado	2000 378
2. Vernon Wells	2003 373
3. George Bell	1987 369
4. Shawn Green	1999 361
5. Josh Donaldson	2015 352
6. Jose Bautista	2010 351
7. George Bell	1986 341
8. Aaron Hill	2009 340
9. Carlos Delgado	2003 338
10. Vernon Wells	2006 331

## RUNS BATTED IN

1. Carlos Delgado	2003 145
2. Carlos Delgado	2000 137
3. Carlos Delgado	1999 134
George Bell	1987 134
5. Edwin Encarnacion	2016 127
6. Jose Bautista	2010 124
7. Shawn Green	1999 123
Josh Donaldson	2015 123
9. Joe Carter	1993 121
10. Joe Carter	1992 119

## TIMES ON BASE

1. Carlos Delgado	2000 334
2. John Olerud	1993 321
3. Carlos Delgado	2003 300
4. Jose Bautista	2011 293
5. Paul Molitor	1993 291
6. Carlos Delgado	2001 287
7. Josh Donaldson	2016 282
8. Roberto Alomar	1993 277
9. Fred McGriff	1989 271
Jose Bautista	2014 271

## STOLEN BASES

1. Dave Collins	1984 60
2. Roberto Alomar	1993 55
3. Otis Nixon	1996 54
Damaso Garcia	1982 54
5. Roberto Alomar	1991 53
6. Shannon Stewart	1998 51
7. Roberto Alomar	1992 49
8. Otis Nixon	1997 47
9. Damaso Garcia	1984 46
Rajai Davis	2012 46

## BASE ON BALLS

1. Jose Bautista	2011 132
2. Carlos Delgado	2000 123
3. Fred McGriff	1989 119
4. John Olerud	1993 114
5. Carlos Delgado	2001 111
6. Jose Bautista	2015 110
7. Carlos Delgado	2003 109
Josh Donaldson	2016 109
8. Jose Bautista	2014 104
9. Carlos Delgado	2002 102
10. Jose Bautista	2010 100

## IBB

1. John Olerud	1993 33
2. Jose Bautista	2011 24
3. Carlos Delgado	2003 23
4. Carlos Delgado	2001 22
5. Carlos Delgado	2002 18
Carlos Delgado	2000 18
7. Willie Upshaw	1984 14
8. Carlos Delgado	1998 13
9. 5 Players	12

## HBP

1. Shea Hillenbrand	2005 22
2. Reed Johnson	2006 21
3. Reed Johnson	2003 20
4. Carlos Delgado	2003 19
5. Josh Phelps	2003 17
Charlie O'Brien	1996 17
7. Carlos Delgado	2001 16
Reed Johnson	2005 16
9. Carlos Delgado	2000 15
Carlos Delgado	1999 15
Shannon Stewart	1998 15
Ed Sprague	1995 15

## SLUGGING PCT (450PA)

1. Carlos Delgado	2000 .664
2. Jose Bautista	2010 .617
3. Jose Bautista	2011 .608
4. George Bell	1987 .605
5. John Olerud	1993 .599
6. Carlos Delgado	2003 .593
7. Carlos Delgado	1998 .592
8. Shawn Green	1999 .588
9. Carlos Delgado	1999 .571
10. Josh Donaldson	2015 .568

## ON BASE PCT (450PA)

1. John Olerud	1993 .473
2. Carlos Delgado	2000 .470
3. Jose Bautista	2011 .447
4. Tony Fernandez	1999 .427
5. Carlos Delgado	2003 .426
6. Paul Molitor	1994 .410
7. Roberto Alomar	1993 .408
Carlos Delgado	2001 .408
9. Carlos Delgado	2002 .406
10. Roberto Alomar	1992 .405

## OPS (450PA)

1. Carlos Delgado	2000 1.134
2. John Olerud	1993 1.072
3. Jose Bautista	2011 1.056
4. Carlos Delgado	2003 1.019
5. Jose Bautista	2010 .995
6. Carlos Delgado	1998 .978
7. Shawn Green	1999 .972
8. George Bell	1987 .957
9. Carlos Delgado	2002 .955
10. Josh Donaldson	2016 .953

## HITTING STREAKS (G)

1. Shawn Green	1999 28
2. John Olerud	1993 26
Shannon Stewart	1999 26
Edwin Encarnacion	2015 26
4. Scott Rolen	2009 25
5. George Bell	1989 22
Carlos Delgado	2000 22
7. Damaso Garcia	1983 21
Lloyd Moseby	1983 21
Dave Martinez	2000 21
Socrates Brito	2019 21

## HITLESS STREAKS (AB)

1. Ed Sprague	1994 35
2. Alex Gonzalez	1996 33
3. Buck Martinez	1985 32
4. Mike Stanley	1998 30
5. Carlos Delgado	1998 29
Devon Travis	2017 29
Kendrys Morales	2018 29
8. Tomas Perez	1997 28
Russ Adams	2005 28
9. Tony Batista	2000 27
Troy Glaus	2007 27
J.P. Arencibia	2013 27



## PITCHING DEPARTMENTS

### ERA (Min. 162IP)

1. Roger Clemens	1997	2.05
2. Dave Stieb	1985	2.48
3. Juan Guzman	1992	2.64
4. Roger Clemens	1998	2.65
5. Jimmy Key	1987	2.76
6. Roy Halladay	2008	2.78
7. Roy Halladay	2009	2.79
8. Dave Stieb	1984	2.83
9. Ricky Romero	2011	2.92
10. Juan Guzman	1996	2.93
Dave Stieb	1990	2.93
Roy Halladay	2002	2.93

### WINS

1. Roy Halladay	2003	22
2. Roger Clemens	1997	21
Jack Morris	1992	21
4. David Wells	2000	20
Roger Clemens	1998	20
Pat Hentgen	1996	20
Roy Halladay	2008	20
J.A. Happ	2016	20
9. Roy Halladay	2002	19
Pat Hentgen	1993	19

### LOSSES

1. Phil Hufman	1979	18
Jerry Garvin	1977	18
3. Erik Hanson	1996	17
Todd Stottlemyre	1990	17
Jesse Jefferson	1977	17
6. Jim Clancy	1980	16
Tom Underwood	1979	16
Jesse Jefferson	1978	16
Dave Lemanczyk	1977	16
10. 6 players tied	15	

### GAMES PITCHED

1. Mark Eichhorn	1987	89
2. Paul Quantrill	1998	82
3. Duane Ward	1991	81
Scott Downs	2007	81
5. Paul Quantrill	2001	80
S. Schoeneweis	2005	80
7. Trevor Miller	2003	79
Duane Ward	1992	79
9. Dan Plesac	1998	78
10. Paul Quantrill	1997	77

### GAMES STARTED

1. Jim Clancy	1982	40
2. Luis Leal	1982	38
Dave Stieb	1982	38
4. Jim Clancy	1987	37
5. Roy Halladay	2003	36
Jimmy Key	1987	36
Doyle Alexander	1985	36
Dave Stieb	1985	36
Jim Clancy	1984	36
Dave Stieb	1983	36

### COMPLETE GAMES

1. Dave Stieb	1982	19
2. Jim Clancy	1980	15
3. Dave Stieb	1983	14
Dave Stieb	1980	14
5. Tom Underwood	1979	12
Jerry Garvin	1977	12
7. Doyle Alexander	1984	11
Dave Stieb	1984	11
Jim Clancy	1983	11
Jim Clancy	1982	11
Dave Stieb	1981	11
Dave Lemanczyk	1979	11
Dave Lemanczyk	1977	11

### SHUTOUTS

1. Dave Stieb	1982	5
2. Dave Stieb	1988	4
Dave Stieb	1983	4
Dave Stieb	1980	4
Roy Halladay	2009	4
5. Brandon Morrow	2012	3
Roger Clemens	1998	3
Roger Clemens	1997	3
Pat Hentgen	1997	3
Pat Hentgen	1996	3
Pat Hentgen	1994	3
Jim Clancy	1986	3
Jim Clancy	1982	3
Dave Lemanczyk	1979	3

### SAVES

1. Duane Ward	1993	45
2. Roberto Osuna	2017	39
3. B.J. Ryan	2006	38
Kelvinn Escobar	2002	38
5. Kevin Gregg	2010	37
6. Billy Koch	2001	36
Roberto Osuna	2016	36
8. Tom Henke	1992	34
Tom Henke	1987	34
Casey Janssen	2013	34

### SV PCT

(Min. 20 SVO)

1. Ken Giles	2019	95.8 (23-24)
2. Casey Jansen	2013	94.4 (34-36)
3. Tom Henke	1992	91.9 (34-37)
4. Tom Henke	1991	91.4 (32-35)
5. BJ Ryan	2006	90.5 (38-42)
6. BJ Ryan	2008	88.9 (32-36)
7. Billy Koch	1999	88.6 (31-35)
8. Duane Ward	1993	88.2 (45-51)
9. Casey Jansen	2012	88.0 (22-25)
10. Roberto Osuna	2015	87.0 (20-23)

### INNINGS PITCHED

1. Dave Stieb	1982	288.1
2. Dave Stieb	1983	278.0
3. Dave Stieb	1984	267.0
4. Jim Clancy	1982	266.2
5. Roy Halladay	2003	266.0
6. Pat Hentgen	1996	265.2
7. Dave Stieb	1985	265.0
8. Roger Clemens	1997	264.0
Pat Hentgen	1997	264.0
10. Doyle Alexander	1984	261.2

### BASE ON BALLS

1. Jim Clancy	1980	128
2. Juan Guzman	1993	110
3. Al Leiter	1995	108
4. Ricky Romero	2012	105
5. Erik Hanson	1996	102
6. Miguel Batista	2005	96
Dave Stieb	1985	96
8. Tom Underwood	1979	95
9. Pat Hentgen	1996	94
10. Dave Stieb	1983	93

### STRIKEOUTS

1. Roger Clemens	1997	292
2. Roger Clemens	1998	271
3. A.J. Burnett	2008	231
4. Roy Halladay	2009	208
5. Roy Halladay	2008	206
6. Roy Halladay	2003	204
7. Brandon Morrow	2011	203
8. Dave Stieb	1984	198
9. Juan Guzman	1993	194
10. Dave Stieb	1983	187

### W-L PCT

(Min. 15 decisions)

1. Aaron Sanchez	2016	.882 (15-2)
2. JA Happ	2016	.833 (20-4)
3. Juan Guzman	1993	.824 (14-3)
4. Jack Morris	1992	.778 (21-6)
5. Roger Clemens	1998	.769 (20-6)
6. Roy Halladay	2006	.762 (16-5)
Juan Guzman	1992	.762 (16-5)
8. Roy Halladay	2003	.759 (22-7)
9. Dave Stieb	1990	.750 (18-6)
Roy Halladay	2005	.750 (12-4)
Roger Clemens	1997	.750 (21-7)

### WINS BY RELIEVER

1. Mark Eichhorn	1986	14
2. Jeff Musselman	1987	12
3. Paul Quantrill	2001	11
Dennis Lamp	1985	11
5. Mark Eichhorn	1987	10
Mike Timlin	1991	10
7. Tom Henke	1986	9
Duane Ward	1988	9
Billy Koch	2000	9
10. 5 Players	8	





## ALL-TIME

## BATTING DEPARTMENTS

## GAMES

1. Tony Fernandez	1450
2. Carlos Delgado	1423
3. Vernon Wells	1393
4. Lloyd Moseby	1392
5. Jose Bautista	1235
6. Ernie Whitt	1218
7. George Bell	1181
8. Rance Mulliniks	1115
Willie Upshaw	1115
10. Joe Carter	1039

## AT-BATS

1. Vernon Wells	5470
2. Tony Fernandez	5335
3. Lloyd Moseby	5124
4. Carlos Delgado	5008
5. George Bell	4528
6. Jose Bautista	4364
7. Joe Carter	4093
8. Willie Upshaw	3710
9. Edwin Encarnacion	3645
10. Shannon Stewart	3625

## RUNS

1. Carlos Delgado	889
2. Jose Bautista	790
4. Vernon Wells	789
4. Lloyd Moseby	768
5. Tony Fernandez	704
6. George Bell	641
7. Shannon Stewart	595
8. Edwin Encarnacion	593
9. Joe Carter	578
10. Willie Upshaw	538

## HITS

1. Tony Fernandez	1583
2. Vernon Wells	1529
3. Carlos Delgado	1413
4. Lloyd Moseby	1319
5. George Bell	1294
6. Jose Bautista	1103
7. Shannon Stewart	1082
8. Joe Carter	1051
9. Damaso Garcia	1028
10. Willie Upshaw	982

## DOUBLES

1. Carlos Delgado	343
2. Vernon Wells	339
3. Tony Fernandez	291
4. Lloyd Moseby	242
5. George Bell	237
6. Shannon Stewart	222
7. Jose Bautista	219
8. Joe Carter	218
9. John Olerud	213
10. Rance Mulliniks	204

## TRIPLES

1. Tony Fernandez	72
2. Lloyd Moseby	60
3. Alfredo Griffin	50
4. Willie Upshaw	42
5. Roberto Alomar	36
Alex Rios	36
7. Devon White	34
Shannon Stewart	34
9. George Bell	32
10. Vernon Wells	30

## HOME RUNS

1. Carlos Delgado	336
2. Jose Bautista	288
3. Edwin Encarnacion	239
4. Vernon Wells	223
5. Joe Carter	203
6. George Bell	202
7. Jesse Barfield	179
8. Lloyd Moseby	149
9. Adam Lind	146
10. Ernie Whitt	131

## EXTRA BASE HITS

1. Carlos Delgado	690
2. Vernon Wells	592
3. Jose Bautista	519
4. George Bell	471
5. Lloyd Moseby	451
6. Joe Carter	449
7. Edwin Encarnacion	445
8. Tony Fernandez	423
9. Jesse Barfield	368
10. Adam Lind	354

## RUNS BATTED IN

1. Carlos Delgado	1058
2. Vernon Wells	813
3. Jose Bautista	766
4. George Bell	740
5. Joe Carter	736
6. Edwin Encarnacion	679
7. Lloyd Moseby	651
8. Tony Fernandez	613
9. Jesse Barfield	527
10. Adam Lind	519

## SACRIFICE HITS

1. Alfredo Griffin	74
2. Alex Gonzalez	64
3. Roberto Alomar	39
4. Lloyd Moseby	38
5. Tony Fernandez	34
John McDonald	34
7. Al Woods	31
8. Manuel Lee	28
9. Damaso Garcia	27
Willie Upshaw	27

## SACRIFICE FLIES

1. Joe Carter	65
2. Carlos Delgado	61
3. George Bell	59
4. Vernon Wells	56
5. Jose Bautista	44
Tony Fernandez	44
7. Edwin Encarnacion	41
8. Lloyd Moseby	40
9. Ernie Whitt	36
10. Kelly Gruber	35
John Olerud	35

## STOLEN BASES

1. Lloyd Moseby	255
2. Roberto Alomar	206
3. Damaso Garcia	194
4. Tony Fernandez	172
5. Shannon Stewart	166
6. Devon White	126
7. Rajai Davis	125
8. Alex Rios	112
9. Otis Nixon	101
10. Dave Collins	91

## WALKS

1. Carlos Delgado	827
2. Jose Bautista	803
3. Lloyd Moseby	547
4. John Olerud	514
5. Edwin Encarnacion	477
6. Tony Fernandez	439
7. Rance Mulliniks	416
8. Vernon Wells	406
8. Ernie Whitt	403
10. Willie Upshaw	390

## INTENTIONAL WALKS

1. Carlos Delgado	128
2. John Olerud	87
3. Jose Bautista	49
4. Willie Upshaw	46
5. Ernie Whitt	42
6. Lloyd Moseby	41
7. Joe Carter	39
8. George Bell	37
9. Edwin Encarnacion	36
10. Tony Fernandez	32

## HIT BY PITCH

1. Carlos Delgado	122
2. Reed Johnson	80
3. Ed Sprague	68
4. Shannon Stewart	57
5. Jose Bautista	52
6. Lloyd Moseby	50
7. Joe Carter	49
8. Tony Fernandez	48
9. Edwin Encarnacion	39
10. George Bell	35
Kelly Gruber	35

## TOTAL BASES

1. Carlos Delgado	2786
2. Vernon Wells	2597
3. Jose Bautista	2210
4. George Bell	2201
5. Tony Fernandez	2198
6. Lloyd Moseby	2128
7. Joe Carter	1934
8. Edwin Encarnacion	1904
9. Jesse Barfield	1672
10. Shannon Stewart	1594

BATTING AVERAGE  
(Min. 3000 PA)

1. Roberto Alomar	.307
2. Shannon Stewart	.298
3. Tony Fernandez	.297
4. John Olerud	.293
5. Damaso Garcia	.288
6. George Bell	.286
7. Alex Rios	.285
8. Carlos Delgado	.282
9. Rance Mulliniks	.280
10. Vernon Wells	.280

ON-BASE PERCENTAGE  
(Min. 3000 PA)

1. John Olerud	.395
2. Carlos Delgado	.392
3. Roberto Alomar	.382
4. Jose Bautista	.372
5. Rance Mulliniks	.365
6. Shannon Stewart	.365
7. Edwin Encarnacion	.355
8. Tony Fernandez	.353
9. Willie Upshaw	.336
10. Alex Rios	.335

SLUGGING PERCENTAGE  
(Min. 3000 PA)

1. Carlos Delgado	.556
2. Edwin Encarnacion	.522
3. Jose Bautista	.506
4. George Bell	.486
5. Jesse Barfield	.483
6. Vernon Wells	.475
7. Joe Carter	.473
8. John Olerud	.471
9. Adam Lind	.466
10. Roberto Alomar	.451

OPS  
(Min. 3000 PA)

1. Carlos Delgado	.949
2. Jose Bautista	.878
3. Edwin Encarnacion	.878
4. John Olerud	.866
5. Roberto Alomar	.833
6. Jesse Barfield	.817
7. George Bell	.811
8. Shannon Stewart	.805
9. Vernon Wells	.804
10. Adam Lind	.794



## PITCHING DEPARTMENTS

ERA (Min. 1000IP)	WINS	LOSSES	GAMES	GAMES STARTED
1. Dave Stieb 3.42	1. Dave Stieb 175	1. Jim Clancy 140	1. Jason Frasor 505	1. Dave Stieb 408
2. Jimmy Key 3.42	2. Roy Halladay 148	2. Dave Stieb 134	2. Duane Ward 452	2. Jim Clancy 345
3. Roy Halladay 3.43	3. Jim Clancy 128	3. Pat Hentgen 85	3. Tom Henke 446	3. Roy Halladay 287
4. David Wells 4.06	4. Jimmy Key 116	4. Jimmy Key 81	4. Dave Stieb 439	4. Jimmy Key 250
5. Juan Guzman 4.07	5. Pat Hentgen 107	5. Roy Halladay 76	5. Casey Janssen 389	5. Pat Hentgen 238
6. Jim Clancy 4.10	6. David Wells 84	6. Todd Stottlemyre 70	6. Paul Quantrill 386	6. Juan Guzman 195
7. Pat Hentgen 4.28	7. Juan Guzman 76	7. Juan Guzman 62	7. Aaron Loup 369	7. Todd Stottlemyre 175
8. Todd Stottlemyre 4.39	8. Todd Stottlemyre 69	8. Luis Leal 58	8. Jim Clancy 352	8. Luis Leal 151
	9. J.A. Happ 59	9. Jesse Jefferson 56	9. Scott Downs 347	9. David Wells 138
	10. Kelvim Escobar 58	10. Kelvim Escobar 55	10. Brett Cecil 330	10. Chris Carpenter 135
		David Wells 55		

COMPLETE GAMES	SHUTOUTS	SAVES	INNINGS PITCHED	BASE ON BALLS
1. Dave Stieb 103	1. Dave Stieb 30	1. Tom Henke 217	1. Dave Stieb 2873.0	1. Dave Stieb 1020
2. Jim Clancy 73	2. Roy Halladay 15	2. Duane Ward 121	2. Jim Clancy 2204.2	2. Jim Clancy 814
3. Roy Halladay 49	3. Jim Clancy 11	3. Roberto Osuna 104	3. Roy Halladay 2046.2	3. Pat Hentgen 599
4. Pat Hentgen 31	4. Jimmy Key 10	4. Billy Koch 100	4. Jimmy Key 1695.2	4. Juan Guzman 546
5. Jimmy Key 28	5. Pat Hentgen 9	5. Casey Janssen 90	5. Pat Hentgen 1636.0	5. Roy Halladay 455
6. Luis Leal 27	6. Roger Clemens 6	6. B.J. Ryan 75	6. Juan Guzman 1215.2	6. Todd Stottlemyre 414
7. Doyle Alexander 25	7. Chris Carpenter 5	7. Kelvim Escobar 58	7. David Wells 1148.2	7. Jimmy Key 404
8. Dave Lemanczyk 25	8. Jesse Jefferson 4	8. Mike Timlin 52	8. T. Stottlemyre 1139.0	8. Kelvim Escobar 394
9. Jesse Jefferson 21	Todd Stottlemyre 4	9. Kevin Gregg 37	9. Luis Leal 946.0	9. Ricky Romero 354
10. Tom Underwood 19	Brandon Morrow 4	10. Ken Giles 37	10. Chris Carpenter 870.2	10. Chris Carpenter 331

STRIKEOUTS	WIN-LOSS PCT (Min. 100 DEC.)
1. Dave Stieb 1658	1. Roy Halladay .661
2. Roy Halladay 1495	2. David Wells .604
3. Jim Clancy 1237	3. J.A. Happ .590
4. Juan Guzman 1030	4. Jimmy Key .589
5. Pat Hentgen 1028	5. Dave Stieb .566
6. Jimmy Key 944	6. Pat Hentgen .557
7. David Wells 784	7. Juan Guzman .551
8. Kelvim Escobar 744	8. Kelvim Escobar .513
9. J.A. Happ 691	9. Todd Stottlemyre .496
10. Duane Ward 671	10. R.A. Dickey .485

## PERFECT STARTS TO A SEASON

Following is a list of Blue Jays starters to begin a season perfectly (min. 5-0)

YEAR	PITCHER	RECORD
1997	Roger Clemens	11-0
1985	Tom Filer	7-0
1984	Luis Leal	6-0
1992	Juan Guzman	6-0
1977	Jerry Garvin	5-0
1993	Juan Guzman	5-0
2016	J.A. Happ	5-0



## CONSECUTIVE WINS IN CONSECUTIVE GAME STARTS

(MINIMUM 6 WINS)

Roy Halladay	11	May 1-June 22, 2003
Roger Clemens	8	April 30-June 6, 1997
Doyle Alexander	7	Aug. 27-Oct. 1, 1983
Pat Hentgen	6	July 6-Aug. 6, 1996
David Wells	6	April 19-May 14, 2000
A.J. Burnett	6	July 3-Aug. 19, 2008
J.A. Happ	6	June 11-July 8, 2016

## CONSECUTIVE WINNING STREAKS BY PITCHERS

(MINIMUM 10 WINS)

### WINS

WINS	PITCHER
15	Roger Clemens
15	Roy Halladay
11	Dennis Lamp
11	Roger Clemens
11	J.A. Happ
10	Aaron Sanchez
10	Juan Guzman

### DATES

June 3- Sept. 21, 1998
May 1- July 27, 2003
April 26- Sept. 23, 1985
April 2- June 6, 1997
June 11-Aug. 17, 2016
April 29-July 25, 2016
June 22- Oct. 1, 1991



# MISCELLANEOUS STATISTICS

## PITCHING

### 15-GAME WINNERS

YEAR	PITCHER	W	L	YEAR	PITCHER	W	L	YEAR	PITCHER	W	L	YEAR	PITCHER	W	L
1982	Dave Stieb	17	14	1989	Dave Stieb	17	8	1998	Roger Clemens	20	6	2009	Roy Halladay	17	10
	Jim Clancy	16	14	1990	Dave Stieb	18	6	1999	David Wells	17	10	2010	Brett Cecil	15	7
1983	Dave Stieb	17	12	1991	Jimmy Key	16	12	2000	David Wells	20	8	2011	Ricky Romero	15	11
	Jim Clancy	15	11		Todd Stottlemyre	15	8	2002	Roy Halladay	19	7	2015	Mark Buehrle	15	8
1984	Doyle Alexander	17	6		David Wells	15	10	2003	Roy Halladay	22	7	2016	J.A. Happ	20	4
	Dave Stieb	16	8	1992	Juan Guzman	16	5	2006	Roy Halladay	16	5		Aaron Sanchez	15	2
1985	Doyle Alexander	17	10		Jack Morris	21	6		Ted Lilly	15	13				
1987	Dave Stieb	17	8	1993	Pat Hentgen	19	9	2007	Roy Halladay	16	7				
	Jim Clancy	15	11	1996	Pat Hentgen	20	10	2008	Roy Halladay	20	11				
1988	Dave Stieb	16	8	1997	Roger Clemens	21	7		A.J. Burnett	18	10				
					Pat Hentgen	15	10								

### PITCHERS WITH OVER 9 INNINGS IN ONE GAME

PITCHER	DATE	OPPONENT	INNINGS	W-L	SCORE
Jerry Garvin	May 25/77	OAK	9.2	L	L5-6 (10)
Dave Lemanczyk	July 13/77	at CWS (2nd)	11.0	W	W5-3 (11)
Dave Lemanczyk	July 17/77	at DET (2nd)	10.1	L	L6-7 (11)
Dave Lemanczyk	Oct. 2/77	CLE (1st)	11.0	W	W2-1 (11)
Jesse Jefferson	May 23/78	BOS	12.0	W	W2-1 (12)
Tom Underwood	Sept. 3/79	at BAL (1st)	10.0	ND	L1-2 (11)
Jesse Jefferson	May 16/80	OAK	11.0	W	W1-0 (11)
Dave Stieb	May 17/80	OAK	12.0	ND	L2-4 (14)
Dave Stieb	Aug. 9/80	KC	10.0	ND	W4-3 (14)
Jim Clancy	June 19/82	at OAK	10.0	W	W2-1 (12)
Jim Gott	July 31/82	at DET	10.0	W	W1-0 (10)
Dave Stieb	Sept. 16/82	CAL	11.0	ND	W2-1 (12)
Jim Clancy	Sept. 22/82	at MIN	10.0	W	W3-2 (10)
Dave Stieb	May 11/83	at CWS	10.0	W	W3-1 (10)
Dave Stieb	May 16/83	at MIL	10.0	W	W2-1 (11)
Jim Gott	Aug. 26/83	at DET	9.2	L	L3-4 (10)
Dave Stieb	Sept. 4/83	DET	10.0	W	W6-3 (10)
Jim Clancy	Sept. 24/83	at OAK	9.1	L	L1-2 (10)
Dave Stieb	May 4/84	KC	10.0	W	W4-3 (10)
Jimmy Key	June 6/85	DET	10.0	ND	W2-0 (12)
Jimmy Key	June 17/86	at MIL	10.0	ND	W2-1 (12)
Jimmy Key	July 27/86	at OAK	10.0	ND	L0-1 (15)
Mike Flanagan	Oct. 3/87	at DET	11.0	ND	L2-3 (12)
John Cerutti	April 30/89	at CAL	10.0	ND	L0-1 (11)
Tom Candiotti	July 16/91	at KC	9.1	L	L1-2 (10)
Roy Halladay	Sept. 6/03	DET	10.0	W	W1-0 (10)
Roy Halladay	April 13/07	DET	10.0	W	W2-1 (10)

### BLUE JAYS—10 WINS

#### AT HOME

PITCHER	HOME WINS	YEAR
Doyle Alexander	12	1984
Dave Stieb	12	1988
Roger Clemens	12	1998
Roy Halladay	11	2007
Dave Stieb	11	1983
Doyle Alexander	11	1985
Jack Morris	11	1992
Drew Hutchison	11	2015
JA Happ	11	2016
Jimmy Key	10	1985
Jimmy Key	10	1987
Jeff Musselman	10	1987
Roger Clemens	10	1997
Roy Halladay	10	2002
Roy Halladay	10	2003
Roy Halladay	10	2008
A.J. Burnett	10	2008
Roy Halladay	10	2009

#### ON ROAD

PITCHER	ROAD WINS	YEAR
Pat Hentgen	12	1993
Roy Halladay	12	2003
Pat Hentgen	11	1996
Pat Hentgen	11	1996
Roger Clemens	11	1997
David Wells	11	2000
Dave Stieb	10	1989
Roy Halladay	10	2008
Roy Halladay	10	2008
Jack Morris	10	1992



## BLUE JAYS WITH 10-OR-MORE STRIKEOUTS IN A GAME

18 STRIKEOUTS	LAST	AGAINST	10 STRIKEOUTS	LAST	AGAINST
Roger Clemens	08/25/98	KC	Roger Clemens <b>x9</b>	07/17/98	NYN
<b>17 STRIKEOUTS</b>			Juan Guzman <b>x6</b>	07/30/95	@OAK
Brandon Morrow	08/08/10	TB	A.J. Burnett <b>x6</b>	07/28/08	TB
<b>16 STRIKEOUTS</b>			Pat Hentgen <b>x5</b>	05/04/97	MIN
Roger Clemens	07/12/97	@BOS	Roy Halladay <b>x5</b>	07/24/09	TB
<b>15 STRIKEOUTS</b>			Dave Stieb <b>x4</b>	08/31/84	MIN
Roger Clemens <b>x2</b>	09/21/98	BAL	Kelvin Escobar <b>x4</b>	09/24/03	TB
<b>14 STRIKEOUTS</b>			Jim Clancy <b>x3</b>	09/09/87	@MIL
Roger Clemens <b>x3</b>	08/02/98	@MIN	Ted Lilly <b>x3</b>	04/13/06	@BOS
Pat Hentgen	05/03/94	KC	Brandon Morrow <b>x3</b>	05/09/12	@OAK
Roy Halladay	06/02/09	LAA	J.A. Happ <b>x3</b>	05/16/18	@NYM
<b>13 STRIKEOUTS</b>			Jimmy Key <b>x2</b>	04/24/89	@OAK
A.J. Burnett <b>x2</b>	08/19/08	NYN	Shaun Marcum <b>x2</b>	07/30/10	CLE
Roger Clemens	08/12/97	MIN	Drew Hutchison <b>x2</b>	09/10/14	CHC
Ted Lilly	08/23/04	BOS	R.A. Dickey <b>x2</b>	07/28/14	@BOS
Marcus Stroman	08/01/16	@HOU	Francisco Liriano <b>x2</b>	04/13/17	BAL
<b>12 STRIKEOUTS</b>			Marco Estrada <b>x2</b>	05/21/17	@BAL
Ricky Romero <b>x3</b>	06/15/11	BAL	Sean Reid-Foley <b>x2</b>	09/15/18	@NYN
Brandon Morrow <b>x2</b>	08/17/11	@SEA	Aaron Sanchez <b>x2</b>	07/28/19	TB
Roger Clemens <b>x2</b>	06/16/97	ATL	Jerry Garvin	04/13/77	DET
Pete Vuckovich	06/26/77	@BAL	Jesse Jefferson	05/16/80	OAK
Jim Clancy	04/19/88	KC	Luis Leal	08/24/84	@MIN
Dave Stieb	08/22/88	CWS	Todd Stottlemyre	09/21/93	BOS
Tom Candiotti	09/09/91	DET	Dave Stewart	04/25/94	@KC
Chris Carpenter	09/04/01	NYN	David Cone	07/08/95	@OAK
Ted Lilly	06/10/06	DET	Al Leiter	09/17/95	@MIL
A.J. Burnett	06/01/07	CWS	Chris Carpenter	07/16/98	CWS
Dustin McGowan	09/07/07	@TB	David Wells	04/19/00	ANA
J.A. Happ	08/07/14	BAL	Cory Lidle	09/26/03	CLE
Aaron Sanchez	06/07/16	@DET	David Purcey	04/12/09	@CLE
Marco Estrada	05/21/17	@BAL	Scott Richmond	08/22/09	LAA
<b>11 STRIKEOUTS</b>			Brett Cecil	05/03/10	@CLE
Roger Clemens <b>x6</b>	09/26/98	DET	Ricky Romero	04/24/11	TB
Juan Guzman <b>x4</b>	05/10/98	@SEA	Josh Johnson	06/17/13	COL
A.J. Burnett <b>x4</b>	09/24/08	NYN	Todd Redmond	07/28/13	HOU
Brandon Morrow <b>x2</b>	10/03/12	MIN	Mark Buehrle	09/24/14	SEA
Jim Clancy <b>x2</b>	07/12/87	KC	Marcus Stroman	04/28/17	TB
Dave Stieb <b>x2</b>	08/04/89	NYN	Joe Blagini	08/02/17	@CWS
David Wells <b>x2</b>	07/26/00	CLE	Trent Thornton	09/01/17	@BAL
J.A. Happ <b>x2</b>	07/30/16	BAL		05/24/19	SD
Doyle Alexander	07/23/85	SEA			
Jose Nunez	07/09/87	KC			
Al Leiter	07/23/94	TEX			
David Cone	06/28/95	@BOS			
Kelvin Escobar	08/22/98	@ANA			
Esteban Loaiza	09/08/00	DET			
Chris Carpenter	04/05/01	@TB			
Roy Halladay	09/19/01	BAL			
Dave Bush	10/01/04	NYN			
Scott Downs	09/02/05	TB			
David Purcey	08/27/08	@TB			
Scott Richmond	06/17/09	@PHI			
R.A. Dickey	09/22/13	@BOS			
Mark Buehrle	04/02/14	@TB			
Drew Hutchison	09/16/14	BAL			
David Price	08/03/15	MIN			
Aaron Sanchez	05/12/19	CWS			



## LOW HIT GAMES BY BLUE JAYS (INDIVIDUAL/COMBINED)

### NO-HITTER (1)

Sept. 2/90 – Dave Stieb, Toronto-3 at Cleveland-0

### ONE-HIT GAMES (27)

April 24/79 – Dave Lemanczyk (9.0 IP), Toronto-2 at Texas-0, Putnam single in the 3rd inn  
 Aug. 27/79 – Phil Huffman (9.0 IP), Oakland-0 at Toronto-7, Essian single in the 6th inn  
 May 30/82 – Jim Gott (6.0 IP), Roy Lee Jackson (3.0 IP) Toronto-6 at Baltimore-0, Dempsey single in the 5th inn  
 Sept. 28/82 – Jim Clancy (9.0 IP), Minnesota-0 at Toronto-3, Bush bloop single in 9th inn to break up perfect game  
 May 14/83 – Luis Leal (5.0 IP), Roy Lee Jackson (4.0 IP) Toronto-8 at Cleveland-1, Bando single in the 8th inn  
 May 22/86 – Jimmy Key (9.0 IP), Toronto-5 at Chicago (AL)-0, Guillen single in the 5th inn  
 May 31/88 – Dave Stieb (9.0 IP), Milwaukee-0 at Toronto-9, Surhoff single in the 4th inn  
 Sept. 24/88 – Dave Stieb (9.0 IP), Toronto-1 at Cleveland-0, Franco single in the 9th inn with two out  
 Sept. 30/88 – Dave Stieb (9.0 IP), Baltimore-0 at Toronto-4, Traber single in the 9th inn with two out  
 April 10/89 – Dave Stieb (9.0 IP), Toronto-8 at New York (AL)-0, Quirk single in 5th inn  
 Aug. 26/89 – Dave Stieb (9.0 IP), Milwaukee-0 at Toronto-7, Yount single in 6th inn  
 Aug. 26/92 – Todd Stottlemyre (9.0 IP), Toronto-9 at Chicago (AL)-0, Pasqua double with one out in the 8th inn  
 Aug. 2/95 – Paul Menhart (8.0 IP), Toronto-0 at Baltimore-1, Baines home run in the 2nd inn  
 May 2/98 – Roger Clemens (7.0 IP), Paul Quantrill (2.0 IP), Toronto-7 at Oakland-0, Grieve single in the 7th inn  
 Sept. 27/98 – Roy Halladay (9.0 IP), Detroit-1 at Toronto-2, Higginson homerun with two out in the 9th inn  
 May 21/00 – Frank Castillo (7.0 IP), Pedro Borbon (1.0 IP), Billy Koch (1.0 IP), Toronto-1 vs. Chicago (AL)-2, Johnson single in the 3rd inn  
 June 24/07 – Dustin McGowan (9.0 IP), Colorado-0 at Toronto-5, Baker leadoff single in the 9th inn  
 Sept. 4/09 – Roy Halladay (9.0 IP), New York (AL)-0 at Toronto-6, Pena doubled in the 6th inn with one out  
 April 13/10 – Ricky Romero (8.0 IP), Kevin Gregg (1.0 IP), Chicago (AL)-2 at Toronto-4, Rios home run with one out in the 8th inn  
 Aug. 8/10 – Brandon Morrow (9.0 IP), Tampa Bay-0 at Toronto-1, Longoria single with two outs in the 9th inn  
 Aug. 16/10 – Shaun Marcum (9.0 IP), Toronto-3 at Oakland-1, Jackson home run with none out in the 7th inn  
 April 2/11 – Kyle Drabek (7.0 IP), Shawn Camp (1.0 IP), Marc Rzepczynski (1.0 IP), Minnesota-1 at Toronto-6, Span singled in the 6th inning  
 Aug. 21/11 – Luis Perez (6.0 IP), Casey Janssen (3.0 IP), Toronto-1 at Oakland-0, Weeks singled in the 6th inning  
 July 24/14 – Marcus Stroman (7.0 IP), Todd Redmond (1.0 IP), Rob Rasmussen (1.0), Boston-0 at Toronto-8, Victorino singled in the 7th inning  
 Aug. 6/14 – Drew Hutchison (8.2 IP), Casey Janssen (0.1 IP), Baltimore-1 at Toronto-5, Davis homered in the 2nd inning  
 Aug. 30/14 – Drew Hutchison (7.0 IP), Aaron Sanchez (2.0 IP), New York (AL)-0 at Toronto-2, Teixeira doubled in the 4th inning  
 July 24/16 – J.A. Happ (6.0 IP), Brett Cecil (1.0 IP), Jason Grilli (1.0 IP), Roberto Osuna (1.0 IP), Mariners-0 at Toronto-2, Martin singled in the 3rd inning

## ARBITRATION CASES

Baseball arbitration was born out of the Basic Agreement settlement of 1972, though it was not actually put into place until before the 1974 season and was not used in 1976 and 1977.

The following is the list of Blue Jays who have gone to arbitration:

YEAR	PLAYER	OFFERED	ASKED	CLUB W/L
1980	Dave Lemanczyk-RHP	\$130,000	\$165,000	WON
	Roy Howell-INF	\$110,000	\$133,000	LOST
1982	Dave Stieb-RHP	\$250,000	\$325,000	WON
1983	Damaso Garcia-INF	\$300,000	\$400,000	LOST
	Roy Lee Jackson-RHP	\$155,000	\$225,000	WON
1988	Tom Henke-RHP	\$725,000	\$1,025,000	WON
1991	Roberto Alomar-INF	\$825,000	\$1,250,000	LOST
1997	Bill Risle-RHP	\$380,000	\$550,000	WON
2015	Danny Valencia-INF	\$1,200,000	\$1,675,000	LOST
	Josh Donaldson-INF	\$4,300,000	\$5,750,000	WON
2016	Jesse Chavez-RHP	\$3,600,000	\$4,000,000	LOST
2017	Marcus Stroman-RHP	\$3,100,000	\$3,400,000	LOST
2018	Roberto Osuna-RHP	\$5,300,000	\$5,800,000	WON
	Marcus Stroman-RHP	\$6,500,000	\$6,900,000	WON
2019	Ryan Tepera-RHP	\$1,525,000	\$1,800,000	WON





## BATTING

### .300 HITTERS (502 OR MORE PA)

YEAR	PLAYER	AVG	YEAR	PLAYER	AVG	YEAR	PLAYER	AVG	YEAR	PLAYER	AVG
1977	Bob Bailor	.310	1990	Fred McGriff	.300	1999	Tony Fernandez	.328	2006	Reed Johnson	.319
1980	Al Woods	.300	1992	Roberto Alomar	.310		Shawn Green	.309		Lyle Overbay	.312
1982	Damaso Garcia	.310	1993	John Olerud	.363		Shannon Stewart	.304		Vernon Wells	.303
1983	Damaso Garcia	.307		Paul Molitor	.332	2000	Carlos Delgado	.344	2009	Adam Lind	.305
	Lloyd Moseby	.315		Roberto Alomar	.326		Shannon Stewart	.319	2011	Jose Bautista	.302
1986	Willie Upshaw	.306	1994	Paul Molitor	.341	2001	Shannon Stewart	.316	2014	Melky Cabrera	.301
	George Bell	.309		Roberto Alomar	.306	2002	Shannon Stewart	.303			
1987	Tony Fernandez	.322	1995	Roberto Alomar	.300	2003	Carlos Delgado	.302			
	George Bell	.308	1998	Tony Fernandez	.321		Vernon Wells	.317			

### 100 RBI

YEAR	PLAYER	RBI	YEAR	PLAYER	RBI	YEAR	PLAYER	RBI	YEAR	PLAYER	RBI
1983	Willie Upshaw	104	1994	Joe Carter	103	2001	Carlos Delgado	102	2012	Edwin Encarnacion	110
1986	Jesse Barfield	108	1996	Joe Carter	107	2002	Carlos Delgado	108	2013	Edwin Encarnacion	104
	George Bell	108		Ed Sprague	101		Vernon Wells	100	2014	Jose Bautista	103
1987	George Bell	134	1997	Joe Carter	102	2003	Carlos Delgado	145	2015	Josh Donaldson	123
1989	George Bell	104	1998	Carlos Delgado	115		Vernon Wells	117		Jose Bautista	114
1990	Kelly Gruber	118		Jose Canseco	107	2006	Vernon Wells	106		Edwin Encarnacion	111
1991	Joe Carter	108		Shawn Green	100		Troy Glaus	104	2016	Edwin Encarnacion	127
1992	Joe Carter	119	1999	Carlos Delgado	134	2009	Adam Lind	114			
	Dave Winfield	108		Shawn Green	123		Aaron Hill	108			
1993	Joe Carter	121	2000	Carlos Delgado	137	2010	Jose Bautista	124			
	Paul Molitor	111		Tony Batista	114	2011	Jose Bautista	103			
	John Olerud	107		Brad Fullmer	104						

### 30 HOME RUNS

YEAR	PLAYER	HR's	YEAR	PLAYER	HR's	YEAR	PLAYER	HR's	YEAR	PLAYER	HR's
1980	John Mayberry	30	1997	Carlos Delgado	30	2003	Carlos Delgado	42	2014	Jose Bautista	35
1986	Jesse Barfield	40	1998	Jose Canseco	46		Vernon Wells	33		Edwin Encarnacion	34
	George Bell	31		Carlos Delgado	38	2004	Carlos Delgado	32	2015	Josh Donaldson	41
1987	George Bell	47		Shawn Green	35	2006	Troy Glaus	38		Jose Bautista	40
1988	Fred McGriff	34	1999	Carlos Delgado	44		Vernon Wells	32		Edwin Encarnacion	39
1989	Fred McGriff	36		Shawn Green	42	2009	Aaron Hill	36	2016	Edwin Encarnacion	42
1990	Kelly Gruber	31	2000	Tony Batista	41		Adam Lind	35		Josh Donaldson	37
	Fred McGriff	35		Carlos Delgado	41	2010	Jose Bautista	54	2017	Justin Smoak	38
1991	Joe Carter	33		Brad Fullmer	32		Vernon Wells	31		Josh Donaldson	33
1992	Joe Carter	34		Jose Cruz Jr.	31	2011	Jose Bautista	43	2019	Randal Grichuk	31
1993	Joe Carter	33	2001	Carlos Delgado	39	2012	Edwin Encarnacion	42			
1996	Ed Sprague	36		Jose Cruz Jr.	34	2013	Edwin Encarnacion	36			
	Joe Carter	30	2002	Carlos Delgado	33						

### 30 STOLEN BASES

YEAR	PLAYER	SB	YEAR	PLAYER	SB	YEAR	PLAYER	SB	YEAR	PLAYER	SB
1982	Damaso Garcia	54	1988	Lloyd Moseby	31	1998	Shannon Stewart	51	2014	Jose Reyes	30
1983	Dave Collins	31	1991	Roberto Alomar	53		Shawn Green	35			
	Damaso Garcia	31		Devon White	33	1999	Shannon Stewart	37			
1984	Dave Collins	60	1992	Roberto Alomar	49		Homer Bush	32			
	Damaso Garcia	46		Devon White	37	2001	Jose Cruz Jr.	32			
	Lloyd Moseby	39	1993	Roberto Alomar	55		Raul Mondesi	30			
1985	Lloyd Moseby	37		Devon White	34	2008	Alex Rios	32			
1986	Lloyd Moseby	32	1995	Roberto Alomar	30	2011	Rajai Davis	34			
1987	Lloyd Moseby	39	1996	Otis Nixon	54	2012	Rajai Davis	46			
	Tony Fernandez	32	1997	Otis Nixon	47	2013	Rajai Davis	45			



# SEASON RECORDS – INDIVIDUAL

\* – League Leader

## BATTING

Highest Average (502 PA).....	*.363.....	John Olerud-'93
Most Games.....	*163.....	Tony Fernandez-'86
Most At-Bats.....	687.....	Tony Fernandez-'86
Most Runs.....	134.....	Shawn Green-'99
Most Hits.....	*215.....	Vernon Wells-'03
Most Total Bases.....	*378.....	Carlos Delgado-'00
Highest SLG %.....	.664.....	Carlos Delgado-'00
Highest OBP %.....	.473.....	John Olerud-'93
Most Extra Base Hits.....	*99.....	Carlos Delgado-'00
Most Doubles.....	*57.....	Carlos Delgado-'00
Most Triples.....	17.....	Tony Fernandez-'90
Most Home Runs.....	*54.....	Jose Bautista-'10
Most Home Runs-Home.....	*33.....	Jose Bautista-'10
Most Home Runs-Road.....	28.....	George Bell-'87
Most Grand Slam Home Runs.....	3.....	Carlos Delgado-'97; Darrin Fletcher-'00
Most Runs Batted In.....	*145.....	Carlos Delgado-'03
Most Base On Balls.....	132.....	Jose Bautista-'11
Most Intentional Base on Balls.....	33.....	John Olerud-'93
Most Times Striking Out.....	170.....	Jose Bautista-'17
Most Sacrifice Bunts.....	19.....	Luis Gomez-'78
Most Sacrifice Flies.....	14.....	George Bell-'89
Most Times Hit by Pitch.....	22.....	Shea Hillenbrand-'05

## PITCHING

Most Wins.....	*22.....	Roy Halladay-'03
Most Home Wins.....	12.....	Doyle Alexander-'84; Dave Stieb-'88; Roger Clemens-'98
Most Road Wins.....	12.....	Pat Hentgen-'93; *Roy Halladay-'03
Most Losses.....	18.....	Phil Huffman-'79; Jerry Garvin-'77; Jimmy Key-'86
Most Home Losses.....	10.....	Jesse Jefferson-'77; Dave Stieb-'80
Most Road Losses.....	12.....	Luis Leal-'82
Most Decisions.....	31.....	Dave Stieb-'82; Roy Halladay-'08
Highest Winning Pct (15 decisions).....	.882.....	Aaron Sanchez (15-2)-'16
Lowest ERA (162 IP).....	*2.05.....	Roger Clemens-'97
Most Appearances.....	89.....	Mark Eichhorn-'87
Most Games Started.....	40.....	Jim Clancy-'82
Most Complete Games.....	19.....	Dave Stieb-'82
Most Shutouts.....	5.....	Dave Stieb-'82
Most Innings Pitched.....	288.1.....	Dave Stieb-'82
Most Hits Allowed.....	278.....	Dave Lemanczyk-'77
Most Earned Runs Allowed.....	129.....	Erik Hanson-'96
Most Home Runs Allowed.....	36.....	Woody Williams-'98
Most Bases on Balls.....	128.....	Jim Clancy-'80
Most Strikeouts.....	*292.....	Roger Clemens-'97
Most Hit Batsmen.....	16.....	Chris Carpenter-'01
Most Balks.....	6.....	Mark Eichhorn-'88
Most Wild Pitches.....	*26.....	Juan Guzman-'93
Most Relief Wins.....	14.....	Mark Eichhorn-'86
Most Relief Losses.....	10.....	Tom Buskey-'79; Duane Ward-'89
Most Saves.....	*45.....	Duane Ward-'93
Most Decisions in Relief.....	20.....	Mark Eichhorn-'86
Innings Pitched In Relief.....	157.0.....	Mark Eichhorn-'86

BIOGRAPHIES

LAST SEASON

HISTORY

RECORDS

OPPONENTS

PLAYER DEV.

MEDIA & MISC.



## MISCELLANEOUS

Most Consecutive Wins .....	15	Roger Clemens .....	June 3-Sept. 21/98
Most Consecutive Wins (Starter) .....	15	Roy Halladay .....	May 1-July 27/03
Most Consecutive Wins (Reliever) .....	15	Roger Clemens .....	June 3-Sept. 21/98
Most Consecutive Losses (Season) .....	15	Roy Halladay .....	May 1-July 27/03
Most Consecutive Losses .....	11	Dennis Lamp .....	April 6-Oct. 6/85
Most Consecutive Shutouts .....	13	Ricky Romero .....	June 27-Sept. 12/12
Most Consecutive Complete Games .....	13	Tom Underwood .....	Aug. 28/78 – June 10/79
Most Consecutive Scoreless Innings .....	13	Ricky Romero .....	June 27-Sept. 12/12
Most Consecutive Scoreless IP to begin TOR career .....	13	Aaron Sanchez .....	May 2-July 17/13
Most Consecutive Games, one or more RBI's .....	8	Dave Stieb .....	Sept. 18-24-30/88
Most Consecutive Games, Extra-base Hits .....	3	Roger Clemens .....	Aug. 20-30/98
Most Consecutive Hits .....	7	Dave Stieb .....	June 18-July 21/80
Most Consecutive Times Reached Base .....	33.0	Roger Clemens .....	Aug. 20-Sept. 5/98
Most Consecutive Games, Reached Base Safely .....	22.0	Juan Perez .....	May 29-July 23/13
Most Consecutive Innings, No Earned Runs .....	8	Willie Upshaw .....	Sept. 11-20/83
Most Saves, Consecutive Opportunities .....	8	Carlos Delgado .....	April 16-23/00
Most Saves, Consecutive Appearances .....	8	Matt Stairs .....	Aug. 28-Sept. 3/07
Most Home Runs, One Inning .....	11	Edwin Encarnacion .....	Aug. 22-30/15
Home Runs in Consecutive AB's .....	8	Jesse Barfield .....	Aug. 17-27/85
Most Consecutive Stolen Bases .....	8	Rance Mulliniks .....	Aug. 24-27/84
Most Runs, One Inning .....	8	Paul Molitor .....	Aug. 26-27/95
Most Hits, One Inning .....	8	Tony Fernandez .....	May 6-11/99
Most Consecutive Errorless Games .....	12	Adam Lind .....	June 3-4/09
Most Errors, Game .....	44	Lyle Overbay .....	May 22-25/08
Most Double Plays, Game .....	41.0	Edwin Encarnacion .....	July 21-Sept. 17/15
Most Innings, Home .....	25	Roy Halladay .....	Sept. 1-Sept. 22/03
Most Innings, Road .....	12	Tom Henke .....	April 9-Aug. 7/91
Longest Game, Time, Home (9.0 inning) .....	12	Casey Janssen .....	Aug. 25-Sept. 24/13
Longest Game, Time, Road (9.0 inning) .....	12	Roberto Osuna .....	May 21-June 14/17
Shortest Game, Time, Home .....	4	vs. Texas (6th inning) .....	Aug. 17/01
Shortest Game, Time, Road .....	4	Carlos Delgado .....	Sept. 25/03
Hitting Streak .....	23	Joe Carter .....	1993-1995
Most Consecutive Times Shutout .....	11	vs. Seattle (A) (9th inning) .....	July 20/84
Most Consecutive Scoreless Innings .....	11	vs. Oakland (H) (2nd inning) .....	April 26/95
Most Consecutive Complete Games .....	11	vs. Minnesota (H) (6th inning) .....	July 25/07
Most Consecutive Shutout Games .....	11	vs. Seattle (A) (9th inning) .....	July 20/84
Most Consecutive Shutout Innings-Pitchers .....	15	vs. Seattle (A) (9th inning) .....	Aug. 19-Sept. 4/08
Most Consecutive Games Played .....	6	at Texas .....	May 13/82
Most Years, Pitcher .....	6	vs. Detroit .....	Aug. 12/06
Most Years, Non-Pitcher .....	6	at Minnesota .....	July 25/07
Longest Road Trip .....	19	vs. Detroit .....	Aug. 10/14
	19	vs. Cleveland .....	July 1/16
	19	at Boston .....	Sept. 5/17
	4:15	vs. New York (AL) .....	April 11/88
	4:12	at Detroit .....	Sept. 15/93
	4:12	at Boston .....	April 1/02
	6:37	vs. Detroit .....	Aug. 10/14 (19.0)
	6:00	at Boston .....	Sept. 5/17 (19.0)
	1:33	vs. Minnesota .....	Sept. 28/82
	1:39	at Detroit .....	June 16/77
	28	Shawn Green .....	June 29-July 31, 1999
	3	.....	May 13-15/81
	33.0	.....	May 12-16/81
	4	.....	Sept. 20, 21, 23, 24/83
	3	.....	May 21, 22, 23/83
	28	.....	June 4, 5, 6, 7/85
	432	Carlos Delgado .....	April 3/00-Aug. 4/02
	15	Dave Stieb .....	1979-92, 1998
	12	Ernie Whitt .....	1977-78, 1980-89
	12	Tony Fernandez .....	1983-90, 1993, 1998-99, 2001
	12	Vernon Wells .....	1999-2010
	15	Games .....	1978, 1984, 1995



## FIELDING SEASON RECORDS

Based on 108 games

### PITCHERS

Category	Record	Player, Year
Games, Most.....	89	Mark Eichhorn, 1987
Putouts, Most.....	34	Dave Stieb, 1985; Jim Clancy, 1986
Assists, Most.....	66	Jerry Garvin, 1977
Errors, Most.....	8	Jesse Jefferson, 1977
Total Chances, Most.....	92	Dave Stieb, 1985
Double Plays, Most.....	8	Dave Stieb, 1980
Best Percentage (35 or more chances).....	1.000	Done 23x; last: Marcus Stroman, 2018

### CATCHERS

Category	Record	Player, Year
Games, Most.....	138	Pat Borders, 1993
Putouts, Most.....	989	Russell Martin, 2016
Assists, Most.....	88	Pat Borders, 1992
Errors, Most.....	13	Rick Cerone, 1979; Pat Borders, 1993
Passed Balls, Most.....	19	Russell Martin, 2015
Total Chances, Most.....	1048	Russell Martin, 2016
Double Plays, Most.....	12	Pat Borders, 1993
Best Percentage.....	.997	Darrin Fletcher, 1999; Benito Santiago, 1997; Bengie Molina, 2006

### FIRST BASEMEN

Category	Record	Player, Year
Games, Most.....	162	Carlos Delgado, 2000
Putouts, Most.....	1518	Carlos Delgado, 2001
Assists, Most.....	155	Lyle Overbay, 2008
Errors, Most.....	21	Willie Upshaw, 1983
Total Chances, Most.....	1630	Carlos Delgado, 2001
Double Plays, Most.....	166	Carlos Delgado, 2001
Best Percentage.....	.999	Justin Smoak, 2018

### SECOND BASEMEN

Category	Record	Player, Year
Games, Most.....	160	Roberto Alomar, 1991; Aaron Hill, 2007
Putouts, Most.....	333	Roberto Alomar, 1991
Assists, Most.....	560	Aaron Hill, 2007
Errors, Most.....	16	Damaso Garcia, 1980
Total Chances, Most.....	818	Aaron Hill, 2007
Double Plays, Most.....	129	Aaron Hill, 2009
Best Percentage.....	.994	Roberto Alomar, 1995

### THIRD BASEMEN

Category	Record	Player, Year
Games, Most.....	156	Kelly Gruber, 1988
Putouts, Most.....	137	Josh Donaldson, 2015
Assists, Most.....	349	Kelly Gruber, 1988
Errors, Most.....	22	Roy Howell, 1978; Kelly Gruber, 1989; Eric Hinske, 2003
Total Chances, Most.....	477	Kelly Gruber, 1988
Double Plays, Most.....	37	Troy Glaus, 2006
Best Percentage.....	.978	Eric Hinske, 2004

### SHORTSTOP

Category	Record	Player, Year
Games, Most.....	163	Tony Fernandez, 1986
Putouts, Most.....	319	Alfredo Griffin, 1982
Assists, Most.....	509	Alex Gonzalez, 2001
Errors, Most.....	37	Alfredo Griffin, 1980
Total Chances, Most.....	824	Alfredo Griffin, 1982
Double Plays, Most.....	126	Alfredo Griffin, 1980
Best Percentage.....	.992	Tony Fernandez, 1989

### OUTFIELDERS

Category	Record	Player, Year
Games, Most.....	162	Rick Bosetti, 1979; Jose Cruz, 2000
Putouts, Most.....	473	Lloyd Moseby, 1984
Assists, Most.....	22	Jesse Barfield, 1985
Errors, Most.....	15	George Bell, 1988
Total Chances, Most.....	497	Rick Bosetti, 1979
Double Plays, Most.....	8	Jesse Barfield, 1985 & 1986
Best Percentage.....	1.000	Vernon Wells, 2005 & 2010; Frank Catalanotto, 2005



# GAME RECORDS – INDIVIDUAL

## BATTING

Category	Record	Player	Opponent	Date
At-Bats.....	9	Alfredo Griffin (17 inn.) Jose Reyes (19 inn.)	Boston (A), GM1 Detroit (H)	Oct. 4/80 Aug. 10/14
Runs.....	5	Carlos Delgado Shannon Stewart	Seattle (A) Tampa Bay (A)	May 3/99 June 25/02
	5	Orlando Hudson	Boston (H)	May 13/04
	5	Josh Donaldson	Chicago-AL (H)	May 26/15
Hits.....	6	Frank Catalanotto	Chicago-AL (A), GM2	May 1/04
Doubles.....	4	Damaso Garcia Shannon Stewart	New York-NL (A) New York-NL (H)	June 27/86 July 18/00
		Alex Rios	Boston (A)	Aug. 17/08
Triples.....	2	13x, 11 players, last: Dalton Pompey	Baltimore (H)	Sept. 26/14
Home Runs.....	4	Carlos Delgado	Tampa Bay (H)	Sept. 25/03
Extra-Base Hits.....	4	11x, 10 players, last: Yunel Escobar	New York-AL (A)	Aug. 29/12
RBI's.....	9	Roy Howell Edwin Encarnacion	New York-AL (A) Detroit (H)	Sept. 10/77 Aug. 29/15
Sacrifice Flies.....	3	George Bell	Chicago-AL (A)	Aug. 14/90
Strikeouts.....	6	Alex Gonzalez (13 inn.)	Cleveland (H)	Sept. 9/98
Walks.....	4	20x, 17 players, last: Jose Bautista	Texas (A)	Aug. 26/15
	5	Melky Cabrera (19 inn.)	Detroit (H)	Aug. 10/14
Stolen Bases.....	4	Damaso Garcia Dave Collins	Oakland (H) Baltimore (A)	April 25/84 Aug. 5/84
		Roberto Alomar	Baltimore (A)	June 8/91
		Otis Nixon	Boston (H)	Aug. 14/96
		Rajai Davis	Houston (H)	July 28/13
Hit By Pitch.....	3	Reed Johnson Reed Johnson Reed Johnson	Texas (A) Tampa Bay (H) New York-AL (A)	April 16/05 April 7/06 April 29/06

## “BIG” RBI GAMES

(6 OR MORE)

RBI	PLAYER	DATE	OPPONENT
9	Roy Howell	Sept. 10, 1977	NY Yankees
9	Edwin Encarnacion	Aug. 29, 2015	Detroit
8	Adam Lind	Aug. 31, 2009	TEXAS
8	Michael Saunders	June 17, 2016	BALTIMORE
7	John Mayberry	June 26, 1978	BALTIMORE
7	Otto Velez	May 4, 1980	CLEVELAND G1
7	George Bell	May 9, 1987	TEXAS
7	Josh Phelps	July 7, 2004	SEA
7	Lyle Overbay	Aug. 20, 2010	BOS
7	Kendrys Morales	Aug. 31, 2017	BAL
6	Roy Howell	July 3, 1979	DET
6	Barry Bonnell	May 3, 1980	CLE
6	Lloyd Moseby	Aug. 19, 1981	KC
6	Damaso Garcia	May 10, 1985	SEA
6	Jesse Barfield	May 18, 1986	CLE
6	George Bell	June 11, 1987	BAL
6	Ernie Whitt	Sept. 12, 1987	NY Yankees
6	Ernie Whitt	Sept. 27, 1988	BAL
6	Kelly Gruber	April 16, 1989	KC
6	George Bell	June 8, 1990	MIL
6	Charlie O'Brien	May 14, 1997	DET
6	Carlos Delgado	June 7, 2000	ATL
6	Raul Mondesi	May 4, 2001	SEA
6	Raul Mondesi	June 29, 2001	BOS
6	Jose Cruz Jr.	June 25, 2002	TB
6	Carlos Delgado	Sept. 25, 2003	TB
6	Reed Johnson	July 1, 2005	BOS
6	Adam Lind	April 6, 2009	DET
6	J.P. Arencibia	May 18, 2012	NY Yankees
6	Adam Lind	Sept. 7, 2013	MIN
6	Edwin Encarnacion	June 20, 2014	CIN
6	Josh Donaldson	Aug. 22, 2015	LAA
6	Edwin Encarnacion	May 5, 2016	TEX
6	Justin Smoak	April 1, 2018	NY Yankees
6	Yangervis Solarte	May 3, 2018	CLE G1
6	Curtis Granderson	June 10, 2018	BAL



## PITCHING

Category	Record	Player	Opponent	Date
Innings.....	12	Jesse Jefferson	Boston (H)	May 23/78
		Dave Stieb	Oakland (H)	May 17/80
Most Innings, Reliever.....	7.1	Mike Willis	Boston (H), 1st g	Sept. 27/77
Hits.....	14	Josh Towers	Minnesota (H)	May 27/05
Runs.....	13	David Wells	Milwaukee (A)	Aug. 20/92
Earned Runs.....	13	David Wells	Milwaukee (A)	Aug. 20/92
Home Runs.....	5	Pat Hentgen	Cleveland (H)	May 26/95
		Pat Hentgen	Boston (H)	June 25/97
		Brett Cecil	Boston (A)	May 20/10
Strikeouts.....	18	Roger Clemens	Kansas City (H)	Aug. 25/98
Walks.....	9	Jesse Jefferson	Baltimore (H)	June 18/77
		Jim Clancy	Chicago-AL (A)	Aug. 30/84
		Pat Hentgen	Seattle (A)	July 15/95
		Chris Carpenter	Seattle (H)	Aug. 16/99
Hit Batsmen.....	3	8x, last: Mike Bolsinger	Atlanta (H)	May 15/17
Wild Pitches.....	4	John Cerutti	Boston (A)	July 3/86
		Edwin Hurtado	Cleveland (A)	Aug. 31/95
		Al Leiter	Boston (A)	Sept. 23/95
		Kyle Drabek	Kansas City (A)	June 7/11

## FIELDING

### PITCHERS

Category	Record	Player	Opponent	Date
Most Putouts.....	5	Roy Halladay	Detroit (A)	June 2/02
Most Assists.....	8	Jim Clancy	Seattle (A)	April 4/84
Most Errors.....	3	Juan Guzman	Anaheim (H)	May 23/97
Most Double Plays.....	3	Dave Lemanczyk	Boston (H)	Sept. 7/77
Most Total Chances.....	8	Jim Clancy	Seattle (A)	April 4/84

### CATCHERS

Category	Record	Player	Opponent	Date
Most Putouts.....	19	Miguel Montero	Minnesota (H)	Aug. 27/17
Most Assists.....	5	Jose Molina	Tampa Bay (A)	April 25/10
		J.P. Arencibia	Baltimore (A)	July 13/13
		Russell Martin	Chicago-AL (H)	April 2/18
Most Errors.....	2	13x, last: Miguel Montero	Los Angeles-AL (H)	July 30/17
Most Double Plays.....	2	16x, last: Luke Maile	Detroit (H)	July 2/18
Most Passed Balls.....	3	2x, last: Russell Martin	Boston (A)	June 13/15
Most Total Chances.....	20	Miguel Montero	Minnesota (H)	Aug. 27/17

### FIRST BASEMEN

Category	Record	Player	Opponent	Date
Most Putouts.....	22	Edwin Encarnacion (18 inn.)	Texas (H)	June 8/13
Most Assists.....	4	31x, last: Edwin Encarnacion	Cleveland (A)	May 2/15
Most Errors.....	3	Willie Upshaw	Boston (A)	July 1/86
		Fred McGriff (12.0 inn.)	Boston (A)	June 4/89
		John Olerud	Texas (A)	May 5/93
Most Double Plays.....	6	Lyle Overbay	Minnesota (A)	Aug. 12/06
Most Total Chances.....	24	Carlos Delgado (17 inn.)	New York-AL (H)	April 19/01

### SECOND BASEMEN

Category	Record	Player	Opponent	Date
Most Putouts.....	12	Tomas Perez (14 inn.)	Kansas City (A)	Aug. 20/96
Most Assists.....	10	5x, last: Darwin Barney (19 inn.)	Cleveland (H)	July 1/16
Most Errors.....	3	Garth Iorg	California (A)	April 28/78
		Hector Torres	Baltimore (A)	June 24/77
		Emilio Bonifacio	Boston (H)	April 5/13
Most Double Plays.....	5	Roberto Alomar (11 inn.)	New York-AL (H)	May 10/95
		Tilson Brito	Detroit (H)	April 16/96
		Aaron Hill	Minnesota (A)	Aug. 12/06
Most Total Chances.....	15	Damaso Garcia	Kansas City (H)	May 7/82
		Emilio Bonifacio (16.2 inn.)	San Diego (A)	May 31/13
		Tomas Perez (14 inn.)	Kansas City (A)	Aug. 20/96





**THIRD BASEMEN**

Category	Record	Player	Opponent	Date
Most Putouts.....	6	Kelly Gruber Ed Sprague Matt Dominguez	Milwaukee (H) Cleveland (A) Boston (A)	Aug. 27/92 June 15/94 June 5/16
Most Assists.....	9	Roy Howell	Milwaukee (H), 2nd g	June 14/78
Most Errors.....	3	Dave Baker Kelly Gruber Kelly Gruber	Oakland (H), 2nd g Baltimore (A) Chicago-AL (A)	Sept. 15/82 June 27/89 May 23/92
Most Double Plays.....	3	4x, last: Eric Hinske	Texas (H)	Aug. 8/03
Most Total Chances.....	11	Roy Howell Ed Sprague	Milwaukee (H) Seattle (H)	April 17/80 July 1/91

**SHORTSTOPS**

Category	Record	Player	Opponent	Date
Most Putouts.....	8	Alfredo Griffin Alex Gonzalez	Texas (A) Cleveland (H) Minnesota (H)	Sept. 2/81 May 16/97 Aug. 2/01
Most Assists.....	13	Alex Gonzalez	Cleveland (H)	April 26/96
Most Errors.....	3	Alfredo Griffin Luis Sojo	Texas (A) Cleveland (A)	May 13/82 Aug. 31/90
Most Double Plays.....	5	Alfredo Griffin Alex Gonzalez Marco Scutaro	California (A) Chicago-AL (A) Tampa Bay (H)	May 7/80 April 24/98 Sept. 6/08
Most Total Chances.....	16	John McDonald (13.2 inn.) Alex Gonzalez Marco Scutaro (13 inn.)	Los Angeles-AL (A) Cleveland (H) Tampa Bay (H)	April 9/11 April 26/96 Sept. 6/08

**OUTFIELDERS**

Category	Record	Player	Opponent	Date
Most Putouts.....	10	Lloyd Moseby (10 inn.) Shannon Stewart (11 inn.) Jose Cruz Jr. Raul Mondesi	New York-AL (H) 1st g Boston (H) Cleveland (A) Montreal (A)	Aug. 2/83 Sept. 3/98 Oct. 1/99 July 8/00
Most Assists.....	3	Steve Bowling Rick Bosetti	Oakland (H) Detroit (H)	Aug. 27/77 May 28/79
Most Errors.....	2	20x, last: Ezequiel Carrera	Detroit (A)	July 3/15
Most Double Plays.....	2	4x, last: Dewayne Wise	Chicago-AL (A)	Aug. 6/02
Most Total Chances.....	10	Lloyd Moseby (10 inn.) Shannon Stewart (11 inn.) Jose Cruz Jr. Raul Mondesi	New York-AL (H) 1st g Boston (H) Cleveland (A) Montreal (A)	Aug. 2/83 Sept. 3/98 Oct. 1/99 July 8/00

**LONGEST RAIN DELAYS****AT EXHIBITION STADIUM**

- 3:34 delay to start game vs. CLE, Aug. 2, 1987 (W 11-5)... Game started at 5:09 pm and ended at 7:55 pm (time of game-2:46)
- 3:18 delay to start game vs. BOS, Sept. 26, 1985 (L 4-1)... Game started at 1:53 pm and ended at 1:02 am (time of game-2:09)
- 3:16 delay in bottom of 5th inning vs. BOS, June 22, 1985 (L 5-3)... Game started at 1:39 pm and ended at 7:47 pm (time of game-2:25)
- 3:01 delay vs. BOS, June 17, 1984 (W 5-3)... 1:33 delay to start game and 1:28 delay at start of bottom of the 5th inning... Game started at 3:08 pm and ended 7:47 pm (time of game-2:48)

**AT ROGERS CENTRE**

- 0:26 delay on July 26, 2003 vs. the Chicago White Sox
- 0:14 delay on Aug. 10, 1991 vs. the Boston Red Sox

**LONGEST RAIN DELAYS ON THE ROAD**

- 3:47 delay in the 5th inning at CLE, April 10, 2009...
- Game started at 4:08 pm and ended at 11:20 pm
- 3:32 delay to start the game at NYY, Aug. 22, 2013... Game started at 4:37 pm and ended at 7:44 pm
- 3:05 delay to start game at CIN, June 8, 2003... Game started at 1:15 pm and ended at 3:37 pm
- 2:41 delay to start game at COL, June 28, 2016 (W, 14-9)... Game started at 9:21 pm and ended at 1:30 am

**LATEST ENDING GAMES**

- 1:30 am at COL, June 28, 2016 (time of game-3:51), W 14-9
- 1:25 am at BAL, June 19, 1998 (time of game-5:49), L 7-4 in 15 innings
- 1:06 am at BOS, May 3, 1996 (time of game-3:20), L 8-7... Suspended game after 6 innings, resumed next day.
- 1:05 am vs. NYY, Apr. 19, 2001 (at SkyDome, time of game-5:57), L 6-5 in 17 innings
- 1:02 am vs. BOS, Sept. 26, 1985 vs. BOS (time of game-2:09), L 4-1... 3:18 delay to start game.
- 1:02 am at BAL, Aug. 3, 1984 (time of game-2:45), W 5-2... 2:07 rain delay in top of 4th inning.

**SUSPENDED GAMES**

The Blue Jays have played four suspended games in their history.

- 1) Aug. 28, 1980 vs. MIN (L 7-5 in 15 innings)... Game was suspended after 14 innings due to 5 pm Canadian National Exhibition curfew.
- 2) Sept. 17, 1980 at NYY (L 8-7 in 13 innings)... Game was completed the next day after the contest had been halted the night before with the Jays batting in the 10th inning.
- 3) May 3, 1996 at BOS (L 8-7)... Play was stopped at 1:06 am after 6 innings due to 1:00 am curfew... The game was completed the next day.
- 4) July 23, 2008 at BAL (W 5-1)... Contest was suspended in the 6th inning due to rain with the Jays leading by a score of 2-1... The game was continued the next day on July 24.



# MONTHLY RECORDS – INDIVIDUAL

## PITCHING

Category	Record	Player	Date
Games .....	18	Mark Eichhorn .....	June '87
Wins .....	6	4x 4 players, last: Roy Halladay .....	May '03
Losses .....	7	Jesse Jefferson .....	Aug. '80
Strikeouts .....	68	Roger Clemens .....	Aug. '98
Innings Pitched .....	60.2	Doyle Alexander .....	Sept. '84
Saves .....	11	Billy Koch .....	July '99
		Kelvim Escobar .....	Sept. '02
ERA (Starters) .....	0.89	Roger Clemens .....	July '97
Complete Games .....	5	Tom Underwood .....	June '79
		Pat Hentgen .....	Aug. '96
		Roy Halladay .....	Sept. '03
Starts .....	8	Luis Leal .....	Aug. '82
SHO .....	3	Dave Stieb .....	Sept. '88
		Roger Clemens .....	Aug. '98

## BATTING

Category	Record	Player	Date
At-Bats .....	134	Lloyd Moseby .....	Aug. '83
Hits .....	47	Lloyd Moseby .....	Aug. '83
Runs .....	31	Shawn Green .....	Aug. '98
Doubles .....	19	Carlos Delgado .....	July '00
Triples .....	5	Alfredo Griffin .....	May '79
	5	Lloyd Moseby .....	June '84
	5	Orlando Hudson .....	Aug. '02
Home Runs .....	16	Edwin Encarnacion .....	May '14
Runs Batted In .....	35	Josh Donaldson/Edwin Encarnacion .....	Aug. '15
Extra-Base Hits .....	24	Carlos Delgado .....	July '00
Walks .....	30	Fred McGriff .....	Aug. '8
		Jose Bautista .....	March/April '14
Stolen Bases .....	18	Dave Collins .....	Aug. '84
AVG .....	.450	John Olerud .....	April '93
SLG % .....	.919	Edwin Encarnacion .....	Aug. '15
OBP % .....	.550	Frank Catalanotto .....	April '06

## HOME RUN TRIVIA

### PLAYER WHO HOMERED IN THEIR FINAL MAJOR LEAGUE AT-BAT

**WILLIE AIKENS**, April 27, 1985. He came to bat for last time, pinch-hitting at Texas in the 9th inning. Batting for Tony Fernandez against Tommy Boggs, Aikens crushed a dramatic game-tying, two-run homer and Toronto went on to win 9-8. Three days later, Aikens was "designated for assignment" winding up in the minor leagues.

### TWO IN ONE INNING, BATTER

**JOE CARTER** was the first Blue Jay to hit two home runs in one inning. He had his two on Oct. 3, 1993 at Baltimore in the 2nd inning.

**EDWIN ENCARNACION** became just the 2nd player in club history to hit two home runs in one inning. He had his two on July 26, 2013 vs. Houston in the 7th inning.

### 40 HOME RUN SEASONS

In 1999, **CARLOS DELGADO** with 44 home runs and **SHAWN GREEN** with 42 home runs, became the first Blue Jays tandem to each hit 40 or more home runs in the same season. In 2000, the Blue Jays again had two players, **CARLOS DELGADO** and **TONY BATISTA**, each hit 40 plus homers in a season. In 2015, **JOSH DONALDSON** hit 41 home runs while teammate **JOSE BAUTISTA** hit 40, marking the 3rd time in club history in which two teammates each hit 40. Overall the Blue Jays have had nine different players, done 12 times, hit 40 or more home runs in a season. **JOSE BAUTISTA** hit a club-record 54 HR in 2010 and became just the 2nd Jay to collect 40+ HR in back-to-back

seasons, the first since **CARLOS DELGADO** (1999-2000). **CARLOS DELGADO** is the only Blue Jay player to hit 40 or more home runs in a season three times (1999, 2000, 2003).

### HOME RUNS BY THE FIRST TWO BATTERS OF GAME

**DEVON WHITE** and **ROBERTO ALOMAR** on August 18, 1991 at Detroit accomplished this feat for the first time in Blue Jays history. The second time occurred on June 14, 2006 vs. Baltimore when **ALEX RIOS** and **FRANK CATALANOTTO** did so. The third such start came on May 22, 2016 at MIN, via homers from **JOSE BAUTISTA** and **JOSH DONALDSON**. The most recent occurrence came on July 27, 2018 at CWS, when **CURTIS GRANDERSON** and **LOURDES GURRIEL JR.** accomplished the feat.

### MOST PLAYERS WITH 30 OR MORE HOME RUNS

The 2000 Blue Jays had four players hit 30-or-more home runs, which tied the MLB record at the time (MIN - five in 2019). It was then just the second time the feat had been accomplished in the AL as the Anaheim Angels also had four players hit 30-plus homers in the 2000 season.

### 20 HOME RUNS AT THE ALL-STAR BREAK

The 2000 Blue Jays became the first team in Major League history to have four players hit 20-or-more home runs at the All-Star Break. **CARLOS DELGADO** hit 28, **TONY BATISTA** hit 24, **RAUL MONDESI** hit 22 and **JOSE CRUZ Jr.** hit 20.



# CLUB RECORDS

## TORONTO'S BEST WON/LOST RECORDS

BIOGRAPHIES

LAST SEASON

HISTORY

RECORDS

OPPONENTS

PLAYER DEV.

MEDIA & MISC.



G	BEST		WORST		YEAR
	W-L	YEAR	W-L	YEAR	
1	1-0	21 times	0-1	22 times	
2	2-0	13 times	0-2	7 times	
3	3-0	92/96	0-3	79/03/04	
4	4-0	92	1-3	7 times	
5	5-0	92	1-4	78/04/17	
6	6-0	92	1-5	04/17	
7	6-1	92/94	1-6	17	
8	7-1	92	1-7	17	
9	8-1	92	1-8	17	
10	9-1	92	1-9	17	
11	9-2	92	2-9	17	
12	10-2	92	2-10	17	
13	10-3	92	2-11	17	
14	11-3	92	3-11	04/17	
15	12-3	92	3-12	17	
16	12-4	92/99	4-12	04/17	
17	13-4	92	4-13	17	
18	14-4	92	5-13	17	
19	15-4	92	5-14	17	
20	15-5	92	6-14	79/17	
21	15-6	92	6-15	17	
22	16-6	92	6-16	17	
23	16-7	92	6-17	17	
24	16-8	92/01	7-17	79/17	
25	16-9	92/01/09	7-18	79	
26	17-9	92/01/09	8-18	78/79/04	
27	18-9	92/09	8-19	79	
28	19-9	92	8-20	79	
29	20-9	92	8-21	79	
30	21-9	92	8-22	79	
31	21-10	92	8-23	79	
32	21-11	87/92	8-24	79	
33	22-11	92	9-24	79	
34	23-11	92	9-25	79	
35	24-11	92	9-26	79	
36	25-11	92	9-27	79	
37	25-12	92	10-27	79	
38	25-13	92	10-28	79	
39	25-14	84/85/92/09	10-29	79	
40	26-14	84/85/09	10-30	79	
41	27-14	84/85/09	10-31	79	
42	28-14	84/85	11-31	79	
43	29-14	84/85	11-32	79	
44	30-14	84/85	11-33	79	
45	31-14	84/85	12-33	79	
46	31-15	84/85	12-34	79	
47	32-15	84	12-35	79	
48	33-15	84	12-36	79	
49	34-15	84	12-37	79	
50	34-16	84/85	12-38	79	
51	35-16	85	12-39	79	
52	36-16	85	13-39	79	
53	36-17	84/85	13-40	79	

G	BEST		WORST		YEAR
	W-L	YEAR	W-L	YEAR	
54	36-18	84/85	13-41	79	
55	36-19	84/85	13-42	79	
56	37-19	85	14-42	79	
57	38-19	85	15-42	79	
58	38-20	85/87	16-42	79/81	
59	39-20	87	16-43	79	
60	39-21	87	17-43	79	
61	39-22	84/85/87	17-44	79	
62	40-22	84	18-44	79	
63	41-22	84/87	18-45	79	
64	41-23	84/87	18-46	79	
65	41-24	84/87	19-46	79	
66	42-24	84	20-46	79	
67	42-25	84/87	21-46	78/79	
68	43-25	84	22-46	78/79	
69	43-26	84/85/87	22-47	78/79	
70	44-26	87	23-47	78/79	
71	44-27	85/87	23-48	79	
72	45-27	85/87	23-49	79	
73	45-28	85/87	23-50	79	
74	46-28	85	23-51	79	
75	46-29	85	24-51	79	
76	46-30	85/93	24-52	79	
77	47-30	85/93	24-53	79	
78	48-30	93	24-54	79	
79	48-31	85/92/93	24-55	79	
80	49-31	92	24-56	79	
81	50-31	92	24-57	79	
82	51-31	92	25-57	79	
83	52-31	92	26-57	79	
84	53-31	92	26-58	79	
85	53-32	85/92	27-58	79	
86	53-33	85/92	27-59	79	
87	53-34	85/92	27-60	79	
88	54-34	92	28-60	79	
89	54-35	92	28-61	79	
90	55-35	92	28-62	79	
91	56-35	92	28-63	79	
92	56-36	92	29-63	79	
93	57-36	92	29-64	79	
94	57-37	85/92	29-65	79	
95	58-37	85/92	29-66	79	
96	59-37	85	29-67	79	
97	60-37	85	29-68	79	
98	61-37	85	29-69	79	
99	62-37	85	29-70	79	
100	63-37	85	30-70	79	
101	63-38	85	31-70	79	
102	64-38	85	31-71	79	
103	65-38	85	32-71	79	
104	66-38	85	32-72	79	
105	67-38	85	32-73	79	
106	67-39	85	32-74	79	
107	68-39	85	32-75	79	
108	69-39	85	32-76	79	

G	BEST		WORST		YEAR
	W-L	YEAR	W-L	YEAR	
109	69-40	85	33-76	79	
110	69-41	85	33-77	79	
111	70-41	85	33-78	79	
112	70-42	85	34-78	79	
113	71-42	85	34-79	79	
114	72-42	85	34-80	79	
115	72-43	85	35-80	79	
116	72-44	85	35-81	79	
117	73-44	85	36-81	79	
118	73-45	85	37-81	79	
119	74-45	85	38-81	79	
120	74-46	85	38-82	79	
121	75-46	85	39-82	79	
122	76-46	85	39-83	79	
123	77-46	85	39-84	79	
124	77-47	85	39-85	79	
125	78-47	85	39-86	79	
126	79-47	85	39-87	79	
127	79-48	85	40-87	79	
128	80-48	85	40-88	79	
129	81-48	85	41-88	79	
130	81-49	85	42-88	79	
131	82-49	85	42-89	79	
132	82-50	85	42-90	79	
133	83-50	85	42-91	79	
134	84-50	85	43-91	79	
135	84-51	85	43-92	79	
136	85-51	85	44-92	79	
137	86-51	85	44-93	79	
138	87-51	85	44-94	79	
139	88-51	85	44-95	79	
140	88-52	85	44-96	79	
141	89-52	85	44-97	79	
142	90-52	85	44-98	79	
143	91-52	85	45-98	79	
144	91-53	85	46-98	79	
145	91-54	85	46-99	79	
146	92-54	85	47-99	79	
147	93-54	85	48-99	79	
148	93-55	85	49-99	79	
149	94-55	85	50-99	79	
150	95-55	85	50-100	79	
151	95-56	85	50-101	79	
152	95-57	85	50-102	79	
153	96-57	85	51-102	79	
154	97-57	85	52-102	77/79	
155	98-57	85	52-103	77/79	
156	98-58	85	52-104	77/79	
157	98-59	85	52-105	77	
158	98-60	85	53-105	77/79	
159	98-61	85	53-106	77/79	
160	99-61	85	53-107	79	
161	99-62	85	53-108	79	
162	96-66	87/92	53-109	79	

# BLUE JAYS MONTHLY RECORDS

		MARCH/ APRIL W-L	MAY W-L	JUNE W-L	JULY W-L	AUG. W-L	SEPT./ OCT. W-L	PRE ALL-STAR W-L	POST ALL-STAR W-L	TOTAL W-L
1977	H	6-4	5-10	3-9	5-10	3-8	3-14	18-27	7-28	25-55
	A	4-7	3-7	7-8	2-11	7-10	6-9	16-31	13-21	29-52
	T	10-11	8-17	10-17	7-21	10-18	9-23	34-58	20-49	54-107
1978	H	4-7	7-7	6-8	7-7	10-3	3-12	19-23	18-21	37-44
	A	4-6	2-11	3-9	6-11	6-11	1-10	13-30	9-28	22-58
	T	8-13	9-18	9-17	13-18	16-14	4-22	32-53	27-49	59-102
1979	H	3-8	3-15	6-5	5-6	6-8	9-7	14-32	18-17	32-49
	A	4-7	2-8	6-14	3-11	5-9	1-11	15-32	6-28	21-60
	T	7-15	5-23	12-19	8-17	11-17	10-18	29-64	24-45	53-109
1980	H	3-1	8-9	7-7	5-10	6-8	6-11	18-19	17-27	35-46
	A	6-6	5-5	3-10	6-7	5-12	7-9	15-24	17-25	32-49
	T	9-7	13-14	10-17	11-17	11-20	13-20	33-43	34-52	67-95
1981	H	2-7	5-10	0-5	—	4-8	6-6	7-22	10-14	17-36
	A	5-5	4-10	0-5	—	5-2	6-11	9-20	11-13	20-33
	T	7-12	9-20	0-10	—	9-10	12-17	16-42	21-27	37-69
1982	H	5-6	6-5	7-10	9-4	7-8	10-4	19-24	25-13	44-37
	A	3-6	7-9	5-4	6-8	6-12	7-8	18-23	16-24	34-47
	T	8-12	13-14	12-14	15-12	13-20	17-12	37-47	41-37	78-84
1983	H	4-4	12-6	6-3	8-8	7-6	11-6	23-15	25-18	48-33
	A	4-6	6-3	10-9	7-4	8-13	6-5	20-18	21-22	41-40
	T	8-10	18-9	16-12	15-12	15-19	17-11	43-33	46-40	89-73
1984	H	5-5	15-2	9-5	7-6	6-5	7-9	34-15	15-17	49-32
	A	8-4	4-4	4-11	7-8	12-7	5-7	16-19	24-22	40-41
	T	13-9	19-6	13-16	14-14	18-12	12-16	50-34	39-39	89-73
1985	H	5-4	9-2	11-5	10-4	5-3	12-8	26-13	28-13	54-26
	A	8-3	8-6	5-8	8-6	12-7	6-6	27-22	18-24	45-36
	T	13-7	17-8	16-13	18-10	17-10	18-14	53-35	46-37	99-62
1986	H	4-7	7-5	10-8	5-5	11-5	5-9	26-25	16-14	42-39
	A	5-4	7-10	7-3	10-6	7-5	8-9	21-18	23-19	44-37
	T	9-11	14-15	17-11	15-11	18-10	13-18	47-43	39-33	86-76
1987	H	7-4	7-3	8-7	12-4	5-6	13-5	28-16	24-13	52-29
	A	5-4	9-8	9-4	3-8	12-6	6-7	23-20	21-17	44-37
	T	12-8	16-11	17-11	15-12	17-12	19-12	51-36	45-30	96-66
1988	H	4-9	6-5	10-4	4-8	7-7	14-3	23-24	22-12	45-36
	A	5-4	7-11	7-7	8-6	7-7	8-4	19-22	23-17	42-39
	T	9-13	13-16	17-11	12-14	14-14	22-7	42-46	45-29	87-75
1989	H	4-5	8-9	6-5	6-8	14-4	8-5	20-23	26-12	46-35
	A	5-11	3-6	11-5	9-4	6-5	9-6	22-22	21-16	43-38
	T	9-16	11-15	17-10	15-12	20-9	17-11	42-45	47-28	89-73
1990	H	9-4	5-9	6-8	9-5	5-8	10-3	26-23	18-14	44-37
	A	3-5	9-5	9-5	5-7	8-8	8-9	21-15	21-24	42-39
	T	12-9	14-14	15-13	14-12	13-16	18-12	47-38	39-38	86-76
1991	H	8-3	8-5	8-7	8-6	6-8	8-6	27-16	19-19	46-35
	A	4-6	7-7	8-5	7-5	9-6	10-7	22-18	23-18	45-36
	T	12-9	15-12	16-12	15-11	15-14	18-13	49-34	42-37	91-71
1992	H	11-4	8-6	4-5	11-4	7-4	12-5	31-18	22-10	53-28
	A	5-3	7-6	10-7	5-6	7-12	9-4	22-16	21-22	43-38
	T	16-7	15-12	14-12	16-10	14-16	21-9	53-34	43-32	96-66
1993	H	9-4	8-6	10-3	7-9	7-6	7-5	28-19	20-14	48-33
	A	4-6	8-6	9-6	5-5	10-6	11-5	21-21	26-13	47-34
	T	13-10	16-12	19-9	12-14	17-12	18-10	49-40	46-27	95-67
1994	H	9-2	10-8	3-8	9-4	2-4	—	24-19	9-7	33-26
	A	5-8	0-8	5-10	8-6	4-2	—	14-29	8-5	22-34
	T	14-10	10-16	8-18	17-10	6-6	—	38-48	17-12	55-60
1995	H	3-2	7-8	6-5	5-8	5-8	3-12	16-17	13-26	29-43
	A	—	4-8	3-11	10-6	6-10	4-10	11-23	16-22	27-45
	T	3-2	11-16	9-16	15-14	11-18	7-22	27-40	29-48	56-88
1996	H	5-9	8-5	5-6	7-7	5-9	5-10	19-22	16-24	35-46
	A	6-5	5-10	7-9	6-7	9-6	6-5	19-27	20-15	39-42
	T	11-14	13-15	12-15	13-14	14-15	11-15	38-49	36-39	74-88
1997	H	5-7	7-8	5-11	8-4	8-6	9-3	20-29	22-10	42-39
	A	6-5	8-5	6-4	5-11	7-9	2-13	20-14	14-33	34-47
	T	11-12	15-13	11-15	13-15	15-15	11-16	40-43	36-43	76-86
1998	H	5-8	8-6	8-5	9-4	11-5	10-2	25-20	26-10	51-30
	A	5-8	10-5	6-9	3-11	6-5	7-6	21-22	16-22	37-44
	T	10-16	18-11	14-14	12-15	17-10	17-8	46-42	42-32	88-74
1999	H	9-1	4-12	13-5	9-5	2-10	3-8	29-19	11-22	40-41
	A	4-10	7-5	2-8	10-2	10-6	11-6	18-24	26-13	44-37
	T	13-11	11-17	15-13	19-7	12-16	14-14	47-43	37-35	84-78
2000	H	7-7	8-8	7-3	6-7	8-3	9-8	22-18	23-18	45-36
	A	5-7	8-4	9-7	5-9	7-8	4-8	26-23	12-20	38-43
	T	12-14	16-12	16-10	11-16	15-11	13-16	48-41	35-38	83-79

BIographies

LAST SEASON

HISTORY

RECORDS

OPPONENTS

PLAYER DEV.

MEDIA & MISC.



		MARCH/ APRIL W-L	MAY W-L	JUNE W-L	JULY W-L	AUG. W-L	SEPT./ OCT. W-L	PRE ALL-STAR W-L	POST ALL-STAR W-L	TOTAL W-L
2001	H	11-5	2-8	7-11	4-7	7-5	9-6	22-27	18-15	40-42
	A	5-4	8-10	5-4	7-9	9-7	6-6	20-19	20-21	40-40
	T	16-9	10-18	12-15	11-16	16-12	15-12	42-46	38-36	80-82
2002	H	3-8	5-12	9-4	8-3	7-9	10-3	17-24	25-15	42-39
	A	5-8	5-5	6-8	5-11	6-8	9-5	17-28	19-17	36-45
	T	8-16	10-17	15-12	13-14	13-17	19-8	34-52	44-32	78-84
2003	H	4-10	9-4	9-1	3-11	4-6	12-4	23-24	18-16	41-40
	A	6-8	12-4	6-10	5-6	9-9	7-3	26-22	19-14	45-36
	T	10-18	21-8	15-11	8-17	13-15	19-7	49-46	37-30	86-76
2004	H	1-8	13-6	6-6	7-5	5-10	8-6	23-23	17-18	40-41
	A	6-7	2-8	6-9	4-9	4-10	5-10	16-26	11-27	27-53
	T	7-15	15-14	12-15	11-14	9-20	13-16	39-49	28-45	67-94
2005	H	5-6	9-6	6-4	10-6	6-6	7-10	22-17	21-21	43-38
	A	8-6	6-6	6-11	3-6	7-9	7-6	22-27	15-17	37-44
	T	13-12	15-12	12-15	13-12	13-15	14-16	44-44	36-38	80-82
2006	H	8-6	11-5	9-5	7-5	6-6	9-4	29-17	21-14	50-31
	A	4-5	6-7	7-6	5-9	6-11	9-6	20-22	17-22	37-44
	T	12-11	17-12	16-11	12-14	12-17	18-10	49-39	38-36	87-75
2007	H	7-7	8-5	9-6	7-2	9-7	9-5	26-19	23-13	49-32
	A	6-5	4-11	5-7	7-10	6-6	6-8	17-25	17-22	34-47
	T	13-12	12-16	14-13	14-12	15-13	15-13	43-44	40-35	83-79
2008	H	5-7	10-4	8-7	9-4	7-6	10-5	27-20	20-14	47-34
	A	6-10	10-6	2-9	4-7	9-6	6-5	20-28	19-14	39-42
	T	11-17	20-10	10-16	13-11	16-12	16-10	47-48	39-28	86-76
2009	H	7-3	11-4	6-11	5-5	5-9	10-5	25-18	19-19	44-37
	A	8-6	3-11	6-3	3-11	5-7	6-12	19-28	12-22	31-50
	T	15-9	14-15	12-14	8-16	10-16	16-17	44-46	31-41	75-87
2010	H	6-9	9-2	5-6	7-4	8-6	10-6	23-20	22-13	45-33
	A	6-3	10-8	4-11	7-7	7-7	6-8	21-25	19-19	40-44
	T	12-12	19-10	9-17	14-11	15-13	16-14	44-45	41-32	85-77
2011	H	6-5	9-8	3-7	10-6	5-8	9-5	19-22	23-17	42-39
	A	7-9	6-5	9-8	5-5	8-7	4-8	26-25	13-17	39-42
	T	13-14	15-13	12-15	15-11	13-15	13-13	45-47	36-34	81-81
2012	H	6-7	9-3	6-6	7-7	5-7	8-10	23-19	18-21	41-40
	A	6-4	6-10	7-8	4-7	4-12	5-8	20-24	12-25	32-49
	T	12-11	15-13	13-14	11-14	9-19	13-18	43-43	30-46	73-89
2013	H	6-8	8-8	8-1	6-11	7-5	5-8	25-21	15-20	40-41
	A	4-9	5-7	9-8	4-5	5-12	7-6	20-28	14-19	34-47
	T	10-17	13-15	17-9	10-16	12-17	12-14	45-49	29-39	74-88
2014	H	5-7	12-6	6-8	7-2	7-8	9-4	25-21	21-14	46-35
	A	7-8	9-3	6-7	8-9	2-9	5-8	24-26	13-18	37-44
	T	12-15	21-9	12-15	15-11	9-17	14-12	49-47	34-32	83-79
2015	H	5-5	9-7	11-5	6-3	12-4	10-4	26-18	27-10	53-28
	A	6-7	3-10	7-4	6-10	9-2	9-8	19-28	21-13	40-41
	T	11-12	12-17	18-9	12-13	21-6	19-12	45-46	48-23	93-69
2016	H	5-7	8-7	6-4	13-6	8-4	6-7	27-20	19-15	46-35
	A	6-7	9-5	9-8	3-2	9-7	7-9	24-20	19-18	43-38
	T	11-14	17-12	15-12	16-8	17-11	13-16	51-40	38-33	89-73
2017	H	4-8	11-4	5-8	7-6	8-8	7-5	22-24	20-15	42-39
	A	4-9	7-6	6-7	5-9	5-7	7-9	19-23	15-24	34-47
	T	8-17	18-10	11-15	12-15	13-15	14-14	41-47	35-39	76-86
2018	H	9-7	3-10	10-3	5-8	7-5	6-8	24-25	16-16	40-41
	A	7-5	6-9	4-9	4-7	6-10	6-8	19-27	14-21	33-48
	T	16-12	9-19	14-12	9-15	13-15	12-16	43-52	30-37	73-89
2019	H	7-8	3-10	5-8	5-8	7-7	8-5	18-30	17-16	35-46
	A	7-7	4-11	5-9	7-6	5-8	4-8	16-27	16-22	32-49
	T	14-15	7-21	10-17	12-14	12-15	12-13	34-57	33-38	67-95



# MISCELLANEOUS STATISTICS

## BEST/WORST HOMESTANDS AND ROADTRIPS

### (MINIMUM 6 GAMES)

#### UNDEFEATED HOMESTANDS

PCT.	W-L	DATES	OPPONENTS
1.000	6-0	Sept. 24-29, 2002	Baltimore, Detroit
1.000	6-0	Sept. 2-7, 2008	Minnesota, Tampa Bay
1.000	6-0	June 17-23, 2013	Colorado, Baltimore
1.000	6-0	June 5-10, 2015	Houston, Miami

#### UNDEFEATED ROADTRIPS

None

#### WINLESS HOMESTANDS

.000	0-6	Sept. 26-Oct. 1, 1980	Boston, Detroit
.000	0-6	June 20-26, 1994	Boston, Baltimore
.000	0-6	Aug. 13-18, 1999	Oakland, Seattle
.000	0-6	May 8-13, 2001	Oakland, Seattle
.000	0-6	May 24-29, 2002	Cleveland, Boston

#### WINLESS ROADTRIPS

.000	0-6	Sept. 3-9, 1979	Baltimore, Cleveland
.000	0-6	May 1-6, 2007	Cleveland, Texas
.000	0-9	May 19-27, 2009	Boston, Atlanta, Baltimore
.000	0-6	May 27-June 2, 2019	Tampa Bay, Colorado
.000	0-6	Sept. 2-8, 2019	Atlanta, Tampa Bay

## LONGEST WINNING STREAKS (10 OR MORE)

11	1987	June 2-13	SEA 2, BAL 3, NYY 3, BAL 3
11	1998	Aug. 27-Sept. 7	KC 1, MIN 3, KC 2, BOS 4, CLE 1
11	2013	June 11-23	CWS 1, TEX 4, COL 3, BAL 3
11	2015	June 2-14	WSH 2, HOU 3, MIA 3, BOS 3
11	2015	Aug. 2-13	KC 1, MIN 4, NYY 3, OAK 3
10	2008	Aug. 30-Sept. 9	NYN 2, MIN 3, TB 3, CWS 2

## LONGEST LOSING STREAKS (10 OR MORE)

12	1981	May 31-Aug. 10	OAK 1, CAL 3, TEX 3, CWS 2, KC 2, DET 1
11	1977	Aug. 26-Sept. 6	OAK 3, MIN 2, SEA 3, BOS 3
10	1994	June 18-28	DET 2, BOS 3, BAL 3, MIL 2

## LONGEST HOME WINNING STREAKS

10	1985	July 21-Aug. 3	OAK 1, SEA 3, CAL 4, TEX 2
9	1984	May 21-June 2	MIN 3, CLE 4, NYY 2
9	1994	July 9-24	KC 2, MIN 3, TEX 4
9	1998	Aug. 27-Sept. 7	KC 1, MIN 3, BOS 4, CLE 1
9	2015	June 5-19	HOU 3, MIA 3, NYM 2, BAL 1

## LONGEST ROAD WINNING STREAKS

9	1993	Sept. 14-30	DET 2, MIN 3, MIL 3, BAL 1
7	1985	April 14-May 1	BAL 1, TEX 3, OAK 2, CAL 1
7	1987	May 25-June 13	SEA 1, NYY 3, BAL 3
7	1996	Aug. 18-24	MIN 1, KC 3, CWS 3

## LONGEST HOME LOSING STREAKS

11	1977	Aug. 15-Sept. 6	CAL 2, OAK 3, SEA 3, BOS 3
9	1999	Aug. 13-29	OAK 3, SEA 3, TEX 3
8	1999	Sept. 14-26	NYN 2, CHW 3, CLE 3
8	2004	April 15-21	DET 3, BAL 3, BOS 2

## LONGEST ROAD LOSING STREAKS

12	1979	July 7-Aug. 11	TEX 2, MIL 2, MIN 4, KC 3, CWS 1
11	1979	Aug. 18-Sept. 9	CAL 1, SEA 3, BAL 3, CLE 3
9	1994	April 30-May 25	MIN 2, BAL 3, BOS 2, NYY 2
9	2009	May 19-27	BOS 3, ATL 3, BAL 3

BIOGRAPHIES

LAST SEASON

HISTORY

RECORDS

OPPONENTS

PLAYER DEV.

MEDIA & MISC.





## LONGEST WINNING & LOSING STREAKS

YEAR	WON	LOST	YEAR	WON	LOST	YEAR	WON	LOST	YEAR	WON	LOST
1977	3	11	1988	6	6	1999	8	7	2010	6	5
1978	5	9	1989	6	4	2000	5	6	2011	6	4
1979	4	7	1990	6	6	2001	4	6	2012	4	7
1980	6	8	1991	6	7	2002	7	9	2013	11	7
1981	4	12	1992	8	5	2003	6	6	2014	9	6
1982	6	6	1993	9	6	2004	6	6	2015	11	5
1983	5	6	1994	8	10	2005	4	5	2016	7	7
1984	7	6	1995	4	8	2006	5	7	2017	5	5
1985	9	5	1996	5	7	2007	10	7	2018	5	5
1986	11	7	1997	11	4	2008	6	9	2019	5	7
1987			1998			2009					

## WINNING AND LOSING STREAKS – HOME AND ROAD

	HOME		ROAD			HOME		ROAD	
	WIN	LOSS	WIN	LOSS		WIN	LOSS	WIN	LOSS
1977	3	11	6	5	2000	6	5	3	7
1978	5	7	3	9	2001	5	7	4	4
1979	4	7	3	12	2002	6	6	5	8
1980	3	6	6	6	2003	7	6	6	4
1981	3	6	4	7	2004	6	8	3	6
1982	6	4	4	7	2005	6	5	3	6
1983	5	3	4	6	2006	5	3	3	5
1984	9	4	3	6	2007	8	4	3	7
1985	10	3	7	6	2008	6	6	4	7
1986	7	4	5	4	2009	6	4	3	9
1987	7	4	7	5	2010	5	4	6	5
1988	4	5	5	5	2011	4	5	5	4
1989	6	5	4	6	2012	4	4	4	8
1990	6	6	6	4	2013	7	6	5	7
1991	5	5	6	3	2014	7	4	6	7
1992	8	5	5	5	2015	9	2	5	5
1993	5	5	9	4	2016	7	5	4	4
1994	9	7	2	5	2017	5	5	3	5
1995	4	7	5	7	2018	7	6	4	7
1996	3	5	7	4	2019	3	7	5	7
1997	6	7	6	7					
1998	9	5	4	4					
1999	8	9	5	5					

### 10 CONSECUTIVE HITS

The Toronto Blue Jays tied an American League record September 4, 1992 at SkyDome by collecting 10 consecutive hits in an eight-run 2nd inning against the Minnesota Twins.

The Blue Jays tied the mark set by the Boston Red Sox on June 2, 1901 and equalled by the Detroit Tigers on September 20, 1983.

The Major League record of 12 straight hits was set by the St. Louis Cardinals in 1920 and equalled by the Brooklyn Dodgers in 1930.

With one out in the 2nd, Toronto's Kelly Gruber reached on an infield single against Twins' starter Kevin Tapani. Singles by Pat Borders and Manuel Lee scored Gruber to cut Minnesota's lead to 3-1.

Devon White doubled in a run and Roberto Alomar followed with a two-run single to give the Blue Jays a 4-3 lead. Joe Carter tripled home Alomar and scored on Dave Winfield's single off reliever Tom Edens. Winfield was thrown out at second for the inning's second out, but John Olerud singled and scored on Candy Maldonado's triple to open a 7-3 cushion. Gruber's bloop double to right-center scored Maldonado for the 10th straight hit.

Borders then flied to center to end the inning.

Toronto's previous club record was nine consecutive hits, set against California on July 3, 1992.



## BIGGEST INNINGS

### BLUE JAYS

INN.	RUNS	H/A	DATE	OPP.	SCORE	WINNER	LOSER
1st	8	H	July 14, 2011	NYN	16-7	Reyes	Colon
2nd	11	H	April 26, 1995	OAK	13-1	Cone	Stewart
3rd	8	H	July 23, 2006	NYN	13-5	Marcum	Ponson
	8	H	July 14, 2012	CLE	11-9	Laffey	Jimenez
4th	10	A	June 10, 1990	MIL	13-5	Wells	Navarro
5th	9	A	Aug. 24, 2005	NYN	9-5	Bush	Mussina
6th	11	H	July 25, 2007	MIN	13-1	Litsch	Silva
7th	10	A	May 24, 1999	DET	12-6	Wells	Moehler
8th	8	A	May 28, 1986	MIN	14-8	Clancy	Blyleven
	8	H	July 1, 1998	NYM	15-10	Plesac	Rojas
	8	H	June 9, 2006	DET	10-5	Frasor	Jones
9th	11	A	July 20, 1984	SEA	12-7	Acker	Mirabella
10th	6	A	Aug. 3, 1995	BAL	8-2	Jordan	Clark
11th	6	A	May 14, 2011	MIN	9-3	Rauch	Perkins
12th	4	A	Aug. 27, 2007	OAK	6-2	Accardo	Embree
13th	5	A	July 9, 1985	SEA	9-4	Musselman	Vande Berg
14th	5	A	April 29, 1981	MIL	5-0	Leal	Easterly
	5	A	June 21, 1989	CAL	6-1	Henke	Minton
15th	3	A	June 12, 1983	CLE	6-5	Clarke	Brown
16th	3	A	April 5, 2012	CLE	7-4	Perez	Ascencio
17th	1	A	Oct. 4, 1980	BOS	7-6	Leal	Stanley
18th	1	H	July 28, 2005	ANA	2-1	Walker	Shields
19th	1	H	Aug. 10, 2014	DET	6-5	Jenkins	Porcello

### OPPONENTS

INN.	RUNS	H/A	DATE	OPP.	SCORE	WINNER	LOSER
1st	10	H	June 21, 1994	BOS	1-13	Sele	Cornett
2nd	9	H	April 5, 1979	KC	2-11	Leonard	Underwood
3rd	10	A	July 3, 2010	NYN	3-11	Pettitte	Romero
4th	10	A	Sept. 28, 2000	BAL	1-23	Rapp	Carpenter
5th	8	H	Sept. 17, 1988	CLE	3-12	Swindell	Key
6th	9	H	April 6, 2000	KC	3-9	Durbin	Escobar
7th	11	H	Aug. 6, 1979	KC	12-16	Mingori	Stieb
8th	8	H	June 30, 1977	NYN	5-11	Hunter	Garvin
	8	A	July 4, 2003	BAL	5-8	Driskill	Lopez
9th	9	H	Aug. 28, 2004	NYN	6-18	Brown	Lilly
10th	5	H	July 24, 2013	LAD	3-8	League	J. Perez
	5	H	Aug. 7, 2018	BOS	7-10	Kimbrel	Giles
11th	7	H	Aug. 26, 2014	BOS	7-11	Tazawa	Janssen
12th	5	H	July 1, 1987	NYN	1-6	Clements	Musselman
13th	6	H	June 2, 1982	NYN	6-12	Rawley	McLaughlin
14th	4	H	Aug. 8, 1991	DET	0-4	Gibson	Henke
15th	4	H	Sept. 15, 1995	MIL	1-5	Kiefer	Robinson
17th	1	A	June 8, 1998	FLA	3-4	Edmondson	Hanson
	1	H	April 19, 2001	NYN	5-6	Choate	File
19th	1	H	July 1, 2016	CLE	1-2	Bauer	Barney
	1	A	Sept. 5, 2017	BOS	2-3	Velazquez	Rowley

### NO SWEEPS

The 1992, the Toronto Blue Jays became only the 6th team in Major League history to complete a season without being swept in a series, joining the 1904 New York Giants, 1905 Philadelphia Athletics, 1910 Chicago Cubs, 1921 Cleveland Indians and the 1943 St. Louis Cardinals.



## COMEBACKS

### TRAILING BY THREE OR MORE RUNS AFTER EIGHT INNINGS AND WINNING THE GAME

Date	Inning	Opponent	Previous Score	Final Score	Runs Down
July 27, 2019	Bottom 9th	vs. TB	L 5-9	W 10-9 (12 inn.)	4
Sept. 20, 2018	Bottom 9th	vs. TB	L 2-8	W 9-8	6
July 30, 2017	Bottom 9th	vs. LAA	L 4-10	W 11-10	6
May 26, 2013	Bottom 9th	vs. BAL	L 2-5	W 6-5	3
April 5, 2012	Top 9th	at CLE	L 1-4	W 7-4 (16 inn.)	3
Aug. 12, 2010	Bottom 9th	vs. BOS	L 2-5	W 6-5	3
June 5, 2007	Bottom 9th	vs. TB	L 6-11	W 12-11	5
April 27, 2003	Bottom 9th	vs. KC	L 4-9	W 10-9	5
June 29, 2002	Bottom 10th	vs. MTL	L 1-4	W 5-4	3
April 14, 2001	Bottom 9th	vs. KC	L 1-4	W 5-4	3
Aug. 1, 1995	Top 9th	at BAL	L 6-10	W 12-10	4
May 7, 1992	Top 9th	at SEA	L 3-7	W 8-7	4
June 4, 1989	Top 12th	at BOS	L 6-10	W 13-11	4
April 20, 1987	Top 10th	at CLE	L 2-6	W 8-7	4
July 18, 1978	Top 10th	at SEA	L 6-9	W 13-12	3

## LARGEST LEAD CHANGES

### (7 RUNS OR MORE)

#### DEFICITS OVERCOME IN A VICTORY:

10 runs – June 4, 1989 at BOS (W 13-11, 11 inn.)  
 8 runs – June 20, 2014 at CIN (W, 14-9)  
 7 runs – July 27, 2019 vs. TB (W, 10-9)  
 7 runs – June 12, 2015 at BOS (W, 13-10)  
 7 runs – May 6, 2013 at TB (W, 8-7)  
 7 runs – June 5, 2007 vs. TB (W 12-11)  
 7 runs – April 27, 2003 vs KC (W 10-9)  
 7 runs – April 23, 1990 vs. CLE (W 12-9)

#### LEADS SURRENDERED IN A LOSS:

8 runs – July 25, 2009 vs TB (L 10-9 in 12 inn.)  
 8 runs – Aug. 21, 2006 vs OAK (L 12-10)  
 8 runs – June 4, 1995 at CLE (L 9-8)  
 8 runs – Sept. 7, 1979 at CLE (L 9-8)  
 7 runs – July 28, 2019 vs. TB (L 10-9)  
 7 runs – April 11, 2011 at SEA (L 8-7)  
 7 runs – Aug. 2, 2002 vs BAL (L 9-8)  
 7 runs – July 2, 1995 vs BAL (L 9-7)  
 7 runs – April 15, 1994 at CAL (L 14-13)

## TRIPLE PLAYS

### BLUE JAYS (4)

Inn.	Date	Opp.	Pitcher	Batter	Putout
T2	4/22/78	CWS	J. Clancy	J. Moore	P-1B-SS
B8	9/7/79	at CLE	P. Huffman	T. Cox	3B-2B-1B
T7	9/21/79	NYN	T. Underwood	D. Garcia	2B-1B-SS
B3	4/20/12	at KC	K. Drabek	E. Hosmer	1B-SS

### OPPONENTS (9)

Inn.	Date	Opp.	Pitcher	Batter	Putout
B6	9/9/78	BAL	S. McGregor	R. Cerone	3B-2B-1B
B5	9/10/91	SEA	B. Holman	J. Carter	3B-2B-1B
T9	7/13/95	at SEA	T. Belcher	S. Martinez	P-SS-2B
T4	7/28/97 (GM 2)	at MIL	J. Adamson	A. Gonzalez	3B-2B-1B
B5	9/13/02	TB	D. Brazelton	K. Huckaby	2B-SS-1B
T5	5/12/08 (GM 2)	at CLE	C. Lee	L. Overbay	2B
B6	6/6/14	STL	S. Maness	J. Bautista	2B-SS/SS-1B
T4	7/26/15	at SEA	T. Walker	R. Goins	1B-SS-C
B6	9/8/17	DET	D. VerHagen	K. Pillar	3B-2B-1B



# HIGHEST SCORING GAMES

## BY BLUE JAYS (15 OR MORE RUNS SCORED)

			BLUE JAYS PITCHER OF RECORD				BLUE JAYS PITCHER OF RECORD
DATE	OPPONENT	SCORE		DATE	OPPONENT	SCORE	
June 26, 1978	vs. Baltimore	24-10	Tom Underwood	June 22, 1986	vs. New York	15-1	Jimmy Key
June 25, 2002	at Tampa Bay	20-11	Pete Walker	May 9, 1987	at Texas	15-4	Dave Stieb
Sept. 10, 1977	at New York	19-3	Jim Clancy	June 19, 1987	vs. Milwaukee	15-6	Jeff Musselman
June 26, 1983	at Seattle	19-7	Jim Acker	Aug. 7, 1987	at Cleveland	15-1	Dave Stieb
Aug. 9, 1999	at Texas	19-4	Joey Hamilton	June 15, 1988	vs. Cleveland	15-3	Dave Stieb
Aug. 12, 2019	vs. Texas	19-4	Brock Stewart	Sept. 27, 1988	at Boston	15-9	Mike Flanagan
Sept. 14, 1987	vs. Baltimore	18-3	Jim Clancy	April 16, 1989	vs. Kansas City	15-8	David Wells
July 29, 1995	vs. Oakland	18-11	Giovanni Carrara	Aug. 6, 1992	at Detroit	15-11	Jack Morris
May 16, 2003	at Kansas City	18-1	Mark Hendrickson	July 19, 1993	at Chicago	15-7	Dave Stewart
Aug. 31, 2009	at Texas	18-10	Brett Cecil	June 30, 1996	vs. Milwaukee	15-2	Erik Hanson
April 11, 1988	vs. New York	17-9	David Wells	July 6, 1996	at Detroit	15-0	Pat Hentgen
April 20, 1990	vs. Kansas City	17-6	Todd Stottlemyre	July 13, 1996	at Milwaukee	15-7	Pat Hentgen
Aug. 7, 2010	vs. Tampa Bay	17-11	Brian Tallet	July 1, 1998	vs. New York-NL	15-10	Dan Plesac
July 3, 2016	vs. Cleveland	17-1	J.A. Happ	Sept. 7, 1998	vs. Cleveland	15-1	Kelvin Escobar
May 29, 2017	vs. Cincinnati	17-2	Marcus Stroman	Aug. 10, 2000	at Kansas City	15-7	Chris Carpenter
Sept. 11, 1983	vs. Oakland	16-6	Jim Gott	May 6, 2003	vs. Texas	15-5	Roy Halladay
May 14, 1987	at Minnesota	16-4	Dave Stieb	April 25, 2004	at Baltimore	15-3	Roy Halladay
June 8, 1992	at New York	16-3	Todd Stottlemyre	June 12, 2004	vs. Arizona	15-4	Roy Halladay
June 22, 1992	at Texas	16-7	Jack Morris	July 1, 2005	at Boston	15-2	Ted Lilly
Sept. 4, 1992	vs. Minnesota	16-5	David Cone	Aug. 8, 2007	at New York	15-4	Roy Halladay
April 22, 1996	at Seattle	16-7	Tony Castillo	Aug. 17, 2008	at Boston	15-4	Shaun Marcum
Aug. 19, 1998	at Seattle	16-2	Pat Hentgen	July 22, 2012	at Boston	15-7	Henderson Alvarez
May 3, 1999	at Seattle	16-10	David Wells	Aug. 22, 2015	at LAA	15-3	Marco Estrada
Sept. 19, 2000	vs. New York	16-3	Steve Trachsel	Aug. 29, 2015	vs. Detroit	15-1	Drew Hutchison
May 14, 2010	vs. Texas	16-10	Josh Roenicke	Sept. 30, 2015	at Baltimore	15-2	Marcus Stroman
Aug. 20, 2010	at Boston	16-2	Brett Cecil	Aug. 26, 2016	vs. Minnesota	15-8	Francisco Liriano
July 14, 2011	vs. New York	16-7	Jo-Jo Reyes	April 18, 2018	vs. Kansas City	15-5	J.A. Happ

## BY OPPONENTS (15 OR MORE RUNS SCORED)

DATE	OPPONENT	SCORE	BLUE JAYS PITCHER OF RECORD	DATE	OPPONENT	SCORE	BLUE JAYS PITCHER OF RECORD
Aug. 25, 1979	vs. California	2-24	Balor Moore	June 30, 1992	vs. Texas	13-16	David Wells
Sept. 28, 2000	at Baltimore	1-23	Chris Carpenter	Aug. 20, 1992	at Milwaukee	3-16	David Wells
Aug. 28, 1992	vs. Milwaukee	2-22	Jimmy Key	April 18, 2000	vs. Anaheim	10-16	Frank Castillo
April 16, 2000	vs. Seattle	7-19	Chris Carpenter	June 13, 2000	at Detroit	3-16	Clayton Andrews
June 24, 2004	vs. Tampa Bay	13-19	Ted Lilly	April 8, 2001	at New York	5-16	Steve Parris
July 9, 2017	vs. Houston	1-19	J.A. Happ	July 2, 2001	vs. Boston	4-16	Esteban Loaiza
May 25, 2019	vs. San Diego	4-19	Edwin Jackson	April 8, 2002	vs. New York	3-16	Luke Prokopec
Sept. 24, 1999	vs. Cleveland	4-18	Peter Munro	April 29, 2003	vs. Texas	11-16	Mark Hendrickson
June 20, 2000	vs. Detroit	6-18	Chris Carpenter	June 11, 2011	vs. Boston	4-16	Brandon Morrow
Aug. 28, 2004	vs. New York	6-18	Ted Lilly	July 25, 2012	vs. Oakland	0-16	Ricky Romero
Sept. 13, 2011	at Boston	6-18	Brandon Morrow	Aug. 4, 2017	at Houston	7-16	Cesar Valdez
June 3, 1981	vs. California	6-17	Jim Clancy	Aug. 20, 2019	at Los Angeles (NL)	3-16	Sean Reid-Foley
July 11, 1982	vs. Chicago	7-16	Jim Clancy	Sept. 25, 1977 (GM1)	vs. New York	0-15	Jerry Garvin
May 6, 1986	vs. Oakland	3-17	Jimmy Key	April 9, 1982	vs. Milwaukee	4-15	Luke Prokopec
April 28, 1996	vs. Cleveland	3-17	Frank Viola	June 3, 1984	vs. New York	2-15	Jim Clancy
April 17, 1999	at Anaheim	1-17	Roy Halladay	June 29, 1987	vs. New York	14-15	Tom Henke
April 15, 2000	vs. Seattle	6-17	Roy Halladay	May 27, 1997	vs. Texas	5-15	Robert Person
Aug. 24, 2003	vs. Oakland	2-17	Kelvin Escobar	July 5, 2000	at Cleveland	7-15	Paul Quantrill
Aug. 21, 2005	at Detroit	6-17	Dustin McGowan	May 16, 2002	vs. Seattle	2-15	Luke Prokopec
April 29, 2006	at New York	6-17	Josh Towers	Aug. 19, 2006	at Baltimore	0-15	Shaun Marcum
May 8, 1979	at Minnesota	6-16	Mike Willis	May 14, 2014	vs. Cleveland	4-15	Dustin McGowan
Aug. 6, 1979	vs. Kansas City	12-16	Dave Stieb	July 2, 2017	vs. Boston	1-15	Joe Biagini
July 31, 1983	vs. Cleveland	11-16	Jim Acker	Sept. 20, 2017	at Kansas City	5-15	Brett Anderson
Aug. 15, 1984 (GM1)	at Cleveland	1-16	Luis Leal	June 14, 2019	at Houston	2-15	Aaron Sanchez
June 27, 1989	at Baltimore	6-16	Mike Flanagan				



## 20 OR MORE HITS

HITS	DATE	OPPONENT	BLUE JAYS- OPP. SCORE
25	Aug. 9, 1999	at Texas	19-4
24	June 26, 1978	Baltimore	24-10
23	May 29, 2017	Cincinnati	17-2
22	Sept. 29, 1985	at Milwaukee	13-5
22	Sept. 22, 1999	at Boston	14-9
22	May 16, 2003	at Kansas City	18-1
22	June 24, 2008	Cincinnati	14-1
22	Aug. 17, 2008	at Boston	15-14
21	June 26, 1983	at Seattle	19-7
21	Sept. 14, 1987	Baltimore	18-3
21	June 8, 1992	at New York	16-3
21	Sept. 4, 1992	Minnesota	16-5
21	July 19, 1993	at Chicago	15-7
21	Aug. 24, 1997	at KC (13 inn.)	11-8
21	Aug. 19, 1998	at Seattle	16-2
21	Apr. 24, 2009	at Chicago	14-0
21	Aug. 12, 2019	vs. Texas	19-4

HITS	DATE	OPPONENT	BLUE JAYS- OPP. SCORE
20	July 9, 1985	at SEA (13 inn.)	9-4
20	May 14, 1987	at Minnesota	16-4
20	April 11, 1988	New York	17-9
20	June 22, 1992	at Texas	16-7
20	Aug. 13, 2000	at Minnesota	13-3
20	Aug. 6, 2002	Seattle	14-12
20	June 23, 2003	vs Baltimore	13-4
20	July 1, 2004	at Tampa Bay	14-0
20	Aug. 8, 2005	Detroit (12 inn.)	8-9
20	Aug. 7, 2010	Tampa Bay	17-11
20	Aug. 6, 2002	at Boston	16-2
20	July 14, 2011	New York	16-7
20	Aug. 31, 2011	at Baltimore	13-0
20	Aug. 22, 2015	at Los Angeles	15-3

## MARATHONS IN BLUE JAYS HISTORY

### (15 OR MORE INNINGS)

Date	Opponent	H/A	Inn	Score	Winner	Loser
Aug. 10/14	Detroit	H	19	6-5	Jenkins	Porcello
July 1/16	Cleveland	H	19	1-2	Bauer	Barney
Sept. 5/17	Boston	A	19	2-3	Velazquez	Rowley
July 28/05	Los Angeles	H	18	2-1	Walker	Shields
June 8/13	Texas	H	18	4-3	Loup	Wolf
Oct. 4/80	Boston (G1)	A	17	7-6	Leal	Stanley
June 8/98	Florida	A	17	3-4	Edmondson	Hanson
April 19/01	New York	H	17	5-6	Choate	File
May 31/13	San Diego	A	17	3-4	Richard	Redmond
July 3/88	Oakland	H	16	8-9	Burns	Cerutti
Sept. 9/89	Cleveland	A	16	7-5	Willis	Kaiser
+April 5/12	Cleveland	A	16	7-4	Perez	Ascencio
*Aug. 28/80	Minnesota	H	15	5-7	Verhoeven	Jefferson
May 23/81	Oakland	A	15	2-3	Jones	Leal
June 12/83	California	A	15	6-5	Clarke	Brown
July 27/86	Oakland	A	15	0-1	Leiper	Clarke
June 22/90	New York	H	15	7-8	Cadaret	Blair
Sept. 15/95	Milwaukee	H	15	1-5	Kiefer	Robinson
June 19/98	Baltimore	A	15	4-7	Charlton	Risley
May 3/01	Oakland	A	15	2-3	Bradford	Borbon
Aug. 3/12	Oakland	A	15	4-5	Blackley	Loup
July 18/17	Boston	A	15	4-5	Velazquez	Bolsinger
Sept. 23/19	Baltimore	H	15	11-10	Adam	Eades

\* Suspended game, due to CNE curfew – completed on August 29

# Suspended game, due to rain – completed on September 18

+ Longest Opening Day game – MLB history (measured by innings)



# SEASON RECORDS – CLUB

## GENERAL

Category	Record	Year
Doubleheaders, Most Played.....	17	1978
Doubleheaders, Best Record.....	5-1-4	1980
Doubleheaders, Most Wins.....	5	1980
Doubleheaders, Most Losses.....	8	1978
Doubleheaders, Most Split.....	8	1977
Extra Innings, Most Wins.....	13	1989, 2011
Extra Innings, Most Losses.....	14	2017
Extra Innings, Most Played.....	23	1986
Extra Innings, Fewest Played.....	8	2000, 2003, 2006
Games.....	163	1984, 1986, 1998
Games Won.....	99	1985
Games Lost.....	109	1979
Games Won, Consecutively.....	11	5x, last: Aug. 2-13, 2015
Games Lost, Consecutively.....	12	May 31-June 11 & Aug. 10, 1981
Home Wins, Consecutive.....	10	July 21-28, Aug. 2-3, 1985
Home Losses, Consecutive.....	11	Aug. 15-16, 26-28, Sept. 2-6 1977
Road Wins, Consecutive.....	9	Sept. 14-30, 1993
Road Losses, Consecutive.....	12	July 7-Aug. 11, 1979
Games Won, Highest Percentage.....	.615	(99-62) 1985
One-Run Games, Most.....	59	1984, 1997
One-Run Games, Most Wins.....	34	1984
One-Run Games, Most Losses.....	31	1978, 1982, 1997, 2005
One-Run Games, Fewest Wins.....	14	2003
One-Run Games, Fewest Losses.....	10	2006
InterLeague, Most Wins.....	13	2014, 2016, 2018
InterLeague, Most Losses.....	17	2019
Players Used, Most.....	63	2018
Players Used, Fewest.....	33	1983, 1984
Pitchers Used, Most.....	39	2019
Pitchers Used, Fewest.....	13	1982, 1984
Shutouts, Both Teams, Most.....	27	1997, 2014
Shutouts, Most Wins.....	16	1991, 1997, 2014
Shutouts, Most Losses.....	20	1981
Shutouts, Fewest Won.....	3	1977, 2018
Shutouts, Fewest Lost.....	2	1993
Winning Margin, Highest.....	17	at Kansas City, May 16, 2003
Winning Margin, Highest by Opponent.....	22	vs. California, Aug. 25, 1979 and at Baltimore, Sept. 28, 2000

## MILESTONE VICTORIES

VICTORY #	DATE	OPPONENT	SCORE	WINNER	LOSER
1	April 7/77	vs. Chicago	9-5	Jerry Johnson	Ken Brett
500	Aug. 5/84	at Baltimore	4-3	Jimmy Key	Tippy Martinez
625	*Oct. 5/85	vs. New York	5-1	Doyle Alexander	Joe Cowley
983	*Sept. 30/89	vs. Baltimore	4-3	Frank Wills	Mark Williamson
1000	May 9/90	vs. Chicago	4-3	Frank Wills	Wayne Edwards
1158	*Oct. 2/91	vs. California	6-5	Mike Timlin	Bryan Harvey
1255	*Oct. 3/92	vs. Detroit	3-1	Juan Guzman	David Haas
ALCS	**Oct. 14/92	vs. Oakland	9-2	Juan Guzman	Mike Moore
WS	#Oct. 24/92	vs. Atlanta	4-3	Jimmy Key	Charlie Leibrandt
1347	*Sept. 27/93	at Milwaukee	2-0	Pat Hentgen	Cal Eldred
ALCS	**Oct. 12/93	at Chicago	6-3	Dave Stewart	Alex Fernandez
WS	#Oct. 23/93	vs. Philadelphia	8-6	Duane Ward	Mitch Williams
1500	July 6/96	at Detroit	15-0	Pat Hentgen	Omar Olivares
2000	Aug. 19/02	vs. Kansas City	2-0	Pete Walker	Paul Byrd
2500	Sept. 3/08	vs. Minnesota	5-4	Jesse Carlson	Eddie Guardado
3000	May 8/15	vs. Boston	7-0	Aaron Sanchez	Wade Miley
3077	*Sept. 30/15 (G1)	at Baltimore	15-2	Marcus Stroman	Miguel Gonzalez
DIV	#Oct. 14/15	vs. Texas	6-3	Aaron Sanchez	Cole Hamels
3167	%Oct. 2/16	at Boston	2-1	Aaron Sanchez	Brad Ziegler
WC	\$Oct. 4/16	vs. Baltimore	5-2	Francisco Liriano	Ubaldo Jimenez
DIV	#Oct. 9/16	vs. Texas	7-6	Roberto Osuna	Matt Bush

\* AL East Pennant Clincher #Division Series Clincher \*\* AL Pennant Clincher # World Series Clincher %Clinched wild-card spot \$Wild-Card Clincher





## BATTING

Category	Record	Year (Not including strike-shortened seasons '81, '94, '95)
At-Bats, Most .....	5716	1986
Batting Average, Highest .....	.284	2006
Batting Average, Lowest .....	.236	2019
Hit By Pitch, Most .....	92	1996
Hit By Pitch, Fewest .....	23	1977, 1978
Hits, Most .....	1591	2006
Hits, Fewest .....	1299	2019
Home Runs, Most .....	257	2010
Home Runs, Fewest .....	95	1979
Home Runs, Home Most .....	146	2010
Home Runs, Home Fewest .....	45	1977
Home Runs, Road Most .....	117	2017
Home Runs, Road Fewest .....	44	1982
Grand Slams, Most .....	9	2000
Inside-The-Park, Most .....	4	1983
Doubles, Most .....	357	2003
Doubles, Fewest .....	217	1978
Triples, Most .....	68	1984
Triples, Fewest .....	5	2017
Most Extra-Base Hits .....	597	2010
Pinch-Hit Home Runs, Most .....	9	2014
Runs Scored, Most .....	894	2003
Runs Scored, Fewest .....	590	1978
Sacrifice Flies, Most .....	65	1991
Stolen Bases, Most Stolen .....	193	1984
Stolen Bases, Times Caught .....	81	1982, 1998
Stolen Bases, Fewest Stolen .....	28	1978
Strikeouts, Most .....	1514	2019
Strikeouts, Fewest .....	645	1978
Total Bases, Most .....	2664	2000
Total Bases, Fewest .....	1947	1978
Walks, Most .....	632	2016
Walks, Fewest .....	415	1982
On-Base Percentage, Highest .....	.352	1999
On-Base Percentage, Lowest .....	.308	1978
Slugging Percentage, Highest .....	.469	2000
Slugging Percentage, Lowest .....	.358	1978

## FIELDING

Category	Record	Year
Assists, Most .....	1939	1980
Assists, Fewest .....	1447	2018
Chances Total, Most .....	6470	1980
Chances Total, Fewest .....	5849	2018
Double Plays, Most .....	205	1980
Double Plays, Fewest .....	107	1992
Errors, Most .....	164	1977
Errors, Fewest .....	76	2009
Fielding Percentage, Highest .....	.988	2009
Fielding Percentage, Lowest .....	.974	1977
Passed Balls, Most .....	31	1995
Passed Balls, Fewest .....	3	1985
Putouts, Most .....	4428	1986
Putouts, Fewest .....	4251	1979
Triple Plays .....	2	1979
Most Errorless Games .....	110	2008
Most Consecutive Errorless Games .....	15	2008



## PITCHING

Category	Record	Year
Complete Games, Most.....	44	1979
Complete Games, Fewest .....	0	2016, 2018
Earned Run Average, Lowest .....	3.31	1985
Earned Run Average, Highest.....	5.14	2000
Hit Batsmen, Most.....	77	2011
Hit Batsmen, Fewest .....	20	1977
Hits, Most.....	1615	2000
Hits, Fewest .....	1301	1991
Home Runs, Most .....	228	2019
Home Runs, Fewest .....	99	1989
Home Runs, Home Most .....	134	2019
Home Runs, Home Fewest.....	50	1989
Home Runs, Road Most.....	104	2017
Home Runs, Road Fewest.....	49	1989, 1991
One-Hit Games .....	3	1988, 2010, 2014
Runs, Most.....	908	2000
Runs, Fewest .....	588	1985
Earned Runs, Most.....	821	2000
Earned Runs, Fewest .....	532	1985
Relief Appearances, Most .....	583	2018
Relief Appearances, Fewest.....	187	1977
Saves, Most .....	60	1991
Saves, Fewest .....	11	1979
Strikeouts, Most .....	1372	2017
Strikeouts, Fewest .....	613	1979
Walks, Most .....	654	1995
Walks, Fewest .....	397	2015
Wild Pitches, Most.....	83	1993
Wild Pitches, Fewest .....	25	1983
Shutouts, Most.....	17	1988
Shutouts, Fewest.....	3	1977, 2018
1-0 Games, Won, Most .....	5	1980
1-0 Games, Lost, Most.....	3	1979, 1992, 2005, 2008

## PITCHERS, TOP DUOS BY WINS (TOP 5)

38	2008	Roy Halladay (20) – A.J. Burnett (18)
37	1992	Jack Morris (21) – Juan Guzman (16)
36	1997	Roger Clemens (21) – Pat Hentgen (15)
35	2003	Roy Halladay (22) – Kelvim Escobar (13)
35	2016	JA Happ (20) – Aaron Sanchez (15)

## TEAMMATES WITH 30+ HR, 30+ 2B & 100+ RBI (ONE SEASON)

Year	Player 1	HR	2B	RBI	Player 2	HR	2B	RBI
2015	Josh Donaldson	41	41	123	Edwin Encarnacion	39	31	111
2009	Adam Lind	35	46	114	Aaron Hill	36	37	108
2003	Carlos Delgado	42	38	145	Vernon Wells	33	49	117
2000	Carlos Delgado	41	57	137	Tony Batista	41	32	114
1999	Carlos Delgado	44	39	134	Shawn Green	42	45	123
1998	Carlos Delgado	38	43	115	Shawn Green	35	33	100
1996	Joe Carter	30	35	107	Ed Sprague	36	35	101
1986	Jesse Barfield	40	35	108	George Bell	31	38	108



## MOST WINS VS. LOSSES BY A PITCHER

(10 OR MORE)

+16	J.A. Happ	2016	20-4	+11	Doyle Alexander	1984	17-6
+15	Jack Morris	1992	21-6		Dennis Lamp	1985	11-0
	Roy Halladay	2003	22-7		Juan Guzman	1992	16-5
+14	Roger Clemens	1997	21-7		Juan Guzman	1993	14-3
	Roger Clemens	1998	20-6		Roy Halladay	2006	16-5
+13	Aaron Sanchez	2016	15-2	+10	Pat Hentgen	1993	19-9
+12	Dave Stieb	1990	18-6		Pat Hentgen	1996	20-10
	David Wells	2000	20-8				
	Roy Halladay	2002	19-7				

## CONSECUTIVE BATTERS RETIRED

### BATTERS RETIRED IN ORDER

Dave Stieb	26	Aug. 4, 1989
Jim Clancy	25	Sept. 22-28, 1982
Jimmy Key	25	June 13-19, 1991
David Cone	25	June 17, 1995
Casey Janssen	25	April 13-May 7, 2013
Brett Cecil	25	May 31-June 17, 2013

### CONSECUTIVE BATTERS FACED WITHOUT ALLOWING A HIT

Brett Cecil	40	May 28-June 21, 2013
David Cone	36	June 11-17, 1995
Roy Halladay	35	Sept. 1-6, 2003
Ken Robinson	34	Aug. 1-18, 1995
Shaun Marcum	34	May 8-19, 2007



# GAME RECORDS – CLUB

## BATTING

Category	Record	Opponent	Date
Runs.....	24	Baltimore (H).....	June 26/78
Hits.....	25	Texas (A).....	Aug. 9/99
Doubles.....	10	Boston (A).....	Aug. 17/08
Triples.....	4	4x: Last- Seattle (H).....	July 5/84
Home Runs.....	10	Baltimore (H).....	Sept. 14/87
Total Bases.....	53	Baltimore (H).....	Sept. 14/87
Runs Batted In.....	23	Baltimore (H).....	June 26/78
Extra Base Hits.....	14	Texas (H).....	Aug. 12/19
Strikeouts.....	23	Boston (A) (19 inn.).....	Sept. 5/17
	22	Houston (A) (14 inn.).....	Aug. 1/16
	20	Cleveland (H) (11 inn.).....	Sept. 7/18
	19	California (A).....	June 8/77
	19	New York-AL (H).....	April 19/01
	19	Boston (H).....	May 11/18
Base On Balls.....	14	Detroit (19 inn.).....	Aug. 10/14
	13	Chicago-AL (H).....	April 16/79
	13	Texas (A).....	June 29/92
	13	Milwaukee (A).....	May 13/95
Stolen Bases.....	7	Baltimore (A).....	Aug. 5/84
Sacrifice Hits.....	4	Cleveland (A).....	Sept. 17/77
	4	Cleveland (A).....	Oct. 2/77
Sacrifice Flies.....	4	Chicago-AL (A).....	Aug. 14/90
	4	Baltimore (A).....	April 10/15
	4	Baltimore (H).....	June 11/16
Hit by Pitch.....	4	Boston (A).....	April 1/02
	4	Baltimore (A).....	June 19/03
	4	Boston (H).....	Sept. 7/11
	4	Baltimore (H).....	Sept. 23/19
GIDP.....	6	Minnesota (A) (10 inn.).....	Aug. 29/77 (G1)
	6	Kansas City.....	April 30/09
Best Shutout Victory.....	15-0	Detroit (A).....	July 6/96
Worst Shutout Defeat.....	0-16	Oakland (H).....	July 25/12
Best Winning Margin.....	17	Kansas City (A) (Tor 18, KC 1).....	May 16/03
Worst Losing Margin.....	22	California (H) (Tor-2, Cal-24).....	Aug. 25/79
	22	Baltimore (A) (Tor-1, Bal-23).....	Sept. 28/00
Most Consecutive Games, One or More Home Runs.....	23	(44 home runs).....	May 31-June 25/00
Most Consecutive Games, No Home Runs.....	11	(3-8 record).....	Aug. 18-28/90
Most Consecutive Strikeouts, Batters.....	7	Boston (A) (Nomo).....	May 25/01
Most Consecutive Strikeouts, Batters to Start a Game.....	6	Cleveland (H) (Colon).....	July 26/00
Most Consecutive Strikeouts, In a Game.....	7	California (A) (Ryan).....	June 8/77
	7	Boston (A) (Nomo).....	May 25/01

## PITCHING

Category	Record	Opponent	Date
Most Runs.....	24	California (H).....	Aug. 25/79
Most Earned Runs.....	22	Milwaukee (H).....	Aug. 28/92
Most Hits.....	31	Milwaukee (H).....	Aug. 28/92
Most Home Runs.....	8	Boston (A).....	July 4/77
	8	Detroit (H).....	June 20/00
Most Strikeouts.....	21	Detroit (H) (14 inn.).....	Aug. 8/91
	18	Kansas City (H).....	Aug. 25/98
Most Walks.....	16	Seattle (A) 9 (11 inn.).....	May 9/02
	15	Baltimore (A).....	June 27/89
Most Wild Pitches.....	5	Texas (A).....	April 8/10
Most Hit Batsmen.....	5	Atlanta (H).....	May 15/17
Longest 1-0 game, won.....	12 inn.	Boston (A).....	Sept. 26/86
	12 inn.	Tampa Bay (A).....	June 24/15
	12 inn.	Texas (A).....	May 3/19
Longest 1-0 game, lost.....	15 inn.	Oakland (A).....	July 27/86

## FIELDING

Category	Record	Opponent	Date
Most Errors.....	6	Texas (A).....	May 13/82
Most Double Plays.....	6	Detroit (H).....	April 16/96
	6	Minnesota (A).....	Aug. 12/06
Stolen Bases Allowed.....	8	Milwaukee (H).....	Aug. 29/92

BIOGRAPHIES

LAST SEASON

HISTORY

RECORDS

OPPONENTS

PLAYER DEV.

MEDIA & MISC.



# MONTHLY RECORDS – CLUB

Category	Record	Year
Wins.....	21	May '03; May '14; Aug. '15
Losses.....	23	May '79
AVG.....	.314	Aug. '00
SLG %.....	.513	Aug. '00/June '03
OBP %.....	.376	April '99
Runs.....	193	May '03
Hits.....	324	Aug. '83
2B.....	78	April '03
3B.....	16	June '84/July '84
HR.....	54	May '10
RBI.....	185	May '03
SB.....	47	Aug. '84
CG.....	11	June '79
SHO.....	6	Sept '88
HR Allowed.....	48	May '19
ERA (Low).....	2.62	Sept. '92
ERA-Bullpen (Low).....	1.16	June, '13
ERA (High).....	6.69	April '02
Best Record (winning %)	.778 (21-6)	Aug. '15
Worst Record (winning %)	.160 (4-21)	Sept. '78

## NEAR NO-HITTERS SPOILED IN THE 9TH INNING

Pitcher	Date	Opposition	Outs	Final	Details
Jim Clancy	Sept. 28/82 (G1)	Minnesota (H)	0	3-0 win	Bush single
Dave Stieb	Aug. 24/85	Chicago (A)	0	6-3 win	Law home run
Dave Stieb	Sept. 24/88	Cleveland (A)	2	1-0 win	Franco single
Dave Stieb	Sept. 30/88	Baltimore (H)	2	4-0 win	Traber single
Dave Stieb	Aug. 4/89	New York (H)	2	2-1 win	Kelly double, Sax single
David Cone	June 17/95	Texas (H)	1	4-3 win	Gil single
Roy Halladay	Sept. 27/98	Detroit (H)	2	2-1 win	Higginson home run
Dustin McGowan	June 24/07	Colorado (H)	0	5-0 win	Baker single
Brandon Morrow	Aug. 8/10	Tampa Bay (H)	2	1-0 win	Longoria single

## CONSECUTIVE GAMES WITH AT LEAST 1 RBI (MINIMUM 7 GAMES)

PLAYER	GAMES	RBI	DATES
Willie Upshaw	8	15	September 11-20, 1983
John Olerud	8	10	September 3-14, 1991
Carlos Delgado	8	11	April 16-23, 2000
Carlos Delgado	8	17	June 4-12, 2003
Matt Stairs	8	13	Aug. 28-Sept. 8, 2007
Edwin Encarnacion	8	24	Aug. 22-30, 2015
Jesse Barfield	7	13	Aug. 29-Sept. 2, 1983
Roberto Alomar	7	10	April 19-25, 1992
Devon White	7	8	July 1-8, 1992
Devon White	7	9	May 9-15, 1995
Jacob Brumfield	7	15	Aug. 3-16, 1996
Carlos Delgado	7	16	June 4-11, 2000
Jose Cruz Jr.	7	11	July 4-13, 2001
Jose Cruz Jr.	7	13	Sept. 29-Oct. 5 (G2), 2001
Jose Bautista	7	13	Sept. 25-Oct 2, 2009
Edwin Encarnacion	7	15	June 9-16, 2016
Russell Martin	7	10	June 9-16, 2016
Kendrys Morales	7	13	Aug. 19-26, 2018



# BLUE JAYS ROOKIES

## HIGHS & LOWS

### TEAM

Category	Record	Year
Rookies on 25-man roster, Opening Day .....	9	1977
Rookies on Opening Day starting lineup .....	4	1977
Rookies to appear during season .....	25	2018
Major League debuts .....	13	2017, 2018
Youngest rookie .....	Brian Milner	18 yrs, 218 days
Oldest rookie .....	Pete Walker	33 yrs, 28 days
Total number of at-bats by rookies .....	2,477	1977
Total number of hits by rookies .....	649	1977
Total number of innings pitched by rookies .....	557	1977
Games started by rookies .....	68	1977
Games won by rookies .....	31	1986, 2009

### BATTING

Category	Record	Year
Greatest number of rookies in starting lineup, game .....	7	Many times in 1977 and Aug. 22, 2019
Highest average (502 plate appearances) .....	.310	Bob Bailor, 1977
Most games .....	153	Alfredo Griffin, 1979
Most at-bats .....	624	Alfredo Griffin, 1979
Most hits .....	179	Alfredo Griffin, 1979
Most runs .....	99	Eric Hinske, 2002
Most total bases .....	272	Eric Hinske, 2002
Most extra-base hits .....	64	Eric Hinske, 2002
Most doubles .....	38	Eric Hinske, 2002
Most triples .....	10	Alfredo Griffin, 1979
Most home runs .....	24	Eric Hinske, 2002
Most runs batted in .....	84	Eric Hinske, 2002
Most bases on balls .....	77	Eric Hinske, 2002
Most times striking out .....	138	Eric Hinske, 2002
Highest slugging percentage .....	.481	Eric Hinske, 2002
Highest on-base percentage .....	.365	Eric Hinske, 2002
Most stolen bases .....	21	Alfredo Griffin, 1979
Most stolen base attempts .....	37	Alfredo Griffin, 1979
Longest hitting streak .....	20	Reed Johnson, 2003
Longest hitting streak, start of career .....	11	Bo Bichette, 2019

### PITCHING

Category	Record	Year
Most wins .....	14	Mark Eichhorn, 1986
Most losses .....	18	Jerry Garvin, 1977; Phil Huffman, 1979
Most decisions .....	28	Jerry Garvin, 1977
Most games .....	72	Aquilino Lopez, 2003
Most games started .....	34	Jerry Garvin, '77; Gustavo Chacin, '05
Most relief appearances .....	72	Aquilino Lopez, 2003
Most saves .....	31	Billy Koch, 1999
Lowest ERA (162 IP) .....	3.72	Gustavo Chacin, 2005
Most innings pitched .....	244.2	Jerry Garvin, 1977
Most ER allowed .....	114	Jerry Garvin, 1977
Most home runs allowed .....	33	Jerry Garvin, 1977
Most bases on balls .....	85	Jerry Garvin, 1977
Most strikeouts .....	166	Mark Eichhorn, 1986
Most hit batsmen .....	12	Chris Michalak, 2001
Most wild pitches .....	11	Edwin Hurtado, 1995, Kyle Drabek, 2011
Most balks .....	5	Chris Michalak, 2001
Most pickoffs .....	23	Jerry Garvin, 1977

## AN EARLY START

Below is a list of the youngest starting pitchers to appear in a game in club history.

Age as of 1st start for Blue Jays:

Jeff Byrd	20 yrs, 221 days	Mike Darr	21 yrs, 167 days
Phil Huffman	20 yrs, 294 days	Jerry Garvin	21 yrs, 171 days
Henderson Alvarez	21 yrs, 114 days	Jim Clancy	21 yrs, 220 days
Roy Halladay	21 yrs, 129 days	Drew Hutchison	21 yrs, 243 days





# ROOKIES YEAR BY YEAR

BIOGRAPHIES

LAST SEASON

HISTORY

RECORDS

OPPONENTS

PLAYER DEV.

MEDIA & MISC.

**1977** (16): Doug Ault, Bob Bailor, Steve Bowling, Tom Bruno, \*Jeff Byrd, Rick Cerone, \*Jim Clancy, \*Mike Darr, \*Dennis DeBar, Sam Ewing, \*Jerry Garvin, \*Steve Staggs, Ernie Whitt, \*Mike Willis, \*Al Woods, Gary Woods, \*ML debut (8).

**1978** (7): \*Butch Alberts, Rick Bosetti, \*Victor Cruz, \*Garth Iorg, \*Brian Milner, \*Willie Upshaw, Dave Wallace, \*ML debut (5).

**1979** (9): \*Dan Ainge, \*Bobby Brown, J.J. Cannon, \*Butch Edge, Alfredo Griffin, \*Pedro Hernandez, \*Phil Huffman, \*Dave Stieb, \*Ted Wilborn, \*ML Debut (7).

**1980** (8): Damaso Garcia, \*Paul Hodgson, \*Pat Kelly, \*Luis Leal, Mike Macha, \*Lloyd Moseby, Domingo Ramos, \*Ken Schrom, \*ML debut (5).

**1981** (5): \*Jesse Barfield, \*George Bell, \*Fred Manrique, \*Greg Wells, Dan Whitmer, \*ML debut (4).

**1982** (9): \*Dave Baker, Jesse Barfield, \*Mark Eichhorn, \*Jim Gott, Pedro Hernandez, Anthony Johnson, \*Geno Petralli, Ken Schrom, \*Steve Senteney, \*ML debut (5).

**1983** (6): \*Jim Acker, \*Stan Clarke, \*Tony Fernandez, Geno Petralli, \*Mitch Webster, \*Matt Williams, \*ML debut (5).

**1984** (7): Tony Fernandez, \*Kelly Gruber, \*Toby Hernandez, \*Jimmy Key, Fred Manrique, \*Ron Shepherd, Mitch Webster, \*ML debut (4).

**1985** (10): \*John Cerutti, Stan Clarke, \*Steve Davis, \*Cecil Fielder, Kelly Gruber, \*Jeff Hearn, \*Manny Lee, Ron Shepherd, \*Lou Thornton, Mitch Webster, \*ML debut (6).

**1986** (13): \*Luis Aquino, John Cerutti, Stan Clarke, Steve Davis, Mark Eichhorn, Cecil Fielder, \*Don Gordon, Kelly Gruber, Jeff Hearn, Joe Johnson, \*Fred McGriff, \*Jeff Musselman, Duane Ward, \*ML debut (4).

**1987** (12): \*Jeff DeWitt, \*Rob Ducey, \*Alexis Infante, \*Nelson Lirano, Fred McGriff, \*Jeff Musselman, \*Greg Myers, \*Jose Nunez, \*Mike Sharperson, \*Matt Stark, Duane Ward, \*David Wells, \*ML debut (9).

**1988** (7): \*Tony Castillo, David Wells, \*Todd Stottlemyre, \*Pat Borders, Alexis Infante, \*Silvestre Campuzano, Rob Ducey, \*ML debut (4).

**1989** (12): \*Kevin Batiste, \*Francisco Cabrera, Tony Castillo, \*Steve Cummings, \*Junior Felix, \*Mauro Gozto, \*Xavier Hernandez, \*Glenallen Hill, Alexis Infante, Greg Myers, \*John Olerud, \*Alex Sanchez, \*ML debut (9).

**1990** (11): \*Willie Blair, Steve Cummings, \*Carlos Diaz, Glenallen Hill, Rick Lueken, \*Bob MacDonald, Greg Myers, John Olerud, \*Tom Quinlan, \*Luis Sojo, \*Mark Whiten, \*ML debut (6).

**1991** (15): \*Derek Bell, \*Denis Boucher, \*Ray Giannelli, \*Juan Guzman, \*Pat Hentgen, \*Vince Horsman, \*Randy Knorr, \*Bob MacDonald, \*Ed Sprague, \*Mike Timlin, Turner Ward, \*David Weathers, Mickey Weston, Mark Whiten, \*Eddie Zosky, \*ML debut (11).

**1992** (11): Derek Bell, Pat Hentgen, \*Jeff Kent, Randy Knorr, \*Doug Linton, \*Mike Malsudian, Domingo Martinez, Tom Quinlan, \*Rick Trileck, David Weathers, Eddie Zosky, \*ML debut (6).

**1993** (11): \*Scott Brow, \*Rob Butler, \*Willie Canate, \*Domingo Ceden, \*Carlos Delgado, \*Huck Flener, \*Shawn Green, Randy Knorr, Doug Linton, Domingo Martinez, \*Woody Williams, \*ML debut (8).

**1994** (11): Scott Brow, Rob Butler, Domingo Ceden, \*Brad Cornett, Carlos Delgado, \*Alex Gonzalez, Shawn Green, \*Darren Hall, \*Robert Perez, \*Aaron Small, \*Paul Spolaric, \*ML debut (6).

**1995** (15): \*Howard Battle, Alex Gonzalez, Shawn Green, \*Sandy Martinez, Robert Perez, \*Tomas Perez, \*Shannon Stewart, \*Giovanni Carrara, \*Tim Crabtree, \*Edwin Hurtado, \*Ricardo Jordan, \*Paul Menhart, \*Ken Robinson, \*Jimmy Rogers, \*Jeff Ware, \*ML debut (12).

**1996** (13): Luis Andujar, \*Tilson Brito, \*Miguel Cairo, Giovanni Carrara, \*Felipe Crespo, Huck Flener, \*Marty Janzen, \*Julio Mosquera, Robert Perez, \*Jose Silva, Paul Spolaric, Shannon Stewart, Jeff Ware, \*ML debut (6).

**1997** (10): \*Carlos Almanzar, \*Rich Butler, \*Chris Carpenter, Felipe Crespo, Jose Cruz, Jr., \*Kelvin Escobar, \*Tom Evans, Julio Mosquera, Ken Robinson, Shannon Stewart, \*ML debut (5).

**1998** (9): Carlos Almanzar, Kevin Brown, Tom Evans, \*Roy Halladay, Nerio Rodriguez, \*Steve Sinclair, Ben Van Ryn, \*Shannon Withem, \*Kevin Witt, \*ML debut (4).

**1999** (14): \*John Bale, \*Casey Blake, \*Tom Davey, \*Gary Glover, Roy Halladay, \*Billy Koch, \*Pete Munro, Willis Otanez, \*Mike Romano, \*Anthony Sanders, Steve Sinclair, \*Vernon Wells, Kevin Witt, \*Chris Woodward, \*ML debut (10).

**2000** (13): \*Clayton Andrews, John Bale, \*Pasqual Coco, \*Darwin Cullinan, \*Matt DeWitt, \*Leo Estrella, Charlie Greene, Chad Mottola, \*Josh Phelps, \*Andy Thompson, Vernon Wells, \*Dewayne Wise, Chris Woodward, \*ML debut (8).

**2001** (12): \*Brian Bowles, Pasqual Coco, Matt DeWitt, \*Bob File, \*Ryan Freel, \*Cesar Izturis, \*Felipe Lopez, \*Luis Lopez, \*Brandon Lyon, Chris Michalak, Josh Phelps, Vernon Wells, \*ML debut (7).

**2002** (18): Brian Bowles, \*Kevin Cash, \*Scott Cassidy, Pasqual Coco, \*Mark Hendrickson, \*Eric Hinske, Ken Huckaby, \*Orlando Hudson, Jason Kershner, \*Joe Lawrence, \*Justin Miller, Josh Phelps, \*Mike Smith, Pedro Swann, \*Corey Thurman, Pete Walker, \*Jayson Werth, \*Scott Wiggins, \*ML debut (11).

**2003** (8): Brian Bowles, Kevin Cash, \*Vinnie Chulk, Howie Clark, Mark Hendrickson, \*Reed Johnson, \*Aquilino Lopez, Jayson Werth, \*ML debut (3).

**2004** (16): \*Russ Adams, \*Dave Bush, Kevin Cash, \*Gustavo Chacin, Vinnie Chulk, \*Eric Crozier, \*Jason Frasier, Kevin Frederick, \*Gabe Gross, \*Brandon League, Dave Maurer, Michael Nakamura, \*Adam Peterson, \*Simon Pond, \*Guillermo Quiroz, \*Alex Rios, \*ML debut (11).

**2005** (9): Russ Adams, Gustavo Chacin, \*John-Ford Griffin, Gabe Gross, \*Aaron Hill, Guillermo Quiroz, Brandon League, \*Shaun Marcum, \*Dustin McGowan, \*ML debut (4).

**2006** (10): Luis Figueroa, \*John Hattig, \*Casey Janssen, \*Adam Lind, Shaun Marcum, Dustin McGowan, \*Ryan Roberts, \*Davis Romero, \*Francisco Rosario, Brian Tallet, \*ML debut (6).

**2007** (11): \*Josh Banks, \*Jordan De Jong, John-Ford Griffin, \*Lee Gronkiewicz, Adam Lind, \*Jesse Litsch, Ryan Roberts, \*Curtis Thigpen, \*Jamie Vermilyea, \*Brian Wolfe, \*ML debut (7).

**2008** (7): \*Jesse Carlson, Buck Coats, \*David Purcey, \*Scott Richmond, \*Travis Snider, \*Randy Wells, \*Robinson Diaz, \*ML debut (6).

**2009** (13): Bryan Bullington, \*Brett Cecil, Dirk Hayhurst, \*Brad Mills, Bill Murphy, \*Kyle Phillips, \*Robert Ray, Scott Richmond, Rob Roenicke, \*Ricky Romero, Randy Ruiz, \*Mark Rzepczynski, Travis Snider, \*ML debut (6).

**2010** (7): \*J.P. Arencibia, \*Kyle Drabek, Jarrett Hoffpauir, \*Rommie Lewis Jr., Mike McCoy, Brad Mills, Robert Ray, \*ML debut (3).

**2011** (13): \*Henderson Alvarez, J.P. Arencibia, \*Chad Beck, \*Joel Carreno, \*David Cooper, Kyle Drabek, \*Jonathan Farquhar, \*Brett Lawrie, \*Darin Mastroianni, Brad Mills, \*Luis Perez, \*Zach Stewart, \*Eric Thames, \*ML debut (10).

**2012** (15): Chad Beck, Drew Carpenter, Joel Carreno, Roberto Coello, David Cooper, \*Evan Crawford, Steve Delabar, \*Sam Dyson, \*Yan Gomes, \*Anthony Gose, \*Adeiny Hechavarria, \*Drew Hutchison, \*Chad Jenkins, \*Aaron Loup, \*Moises Sierra, \*ML debut (9).

**2013** (8): \*Ryan Goins, Chad Jenkins, \*Sean Nolin, \*Kevin Pillar, Todd Redmond, Mickey Storey, Neil Wagner, Thad Weber, \*ML debut (3).

**2014** (11): Jonathan Diaz, \*Brad Glenn, Ryan Goins, \*Kendall Graveman, Sean Nolin, \*Daniel Norris, Kevin Pillar, \*Dalton Pompey, \*Rob Rasmussen, \*Aaron Sanchez, \*Marcus Stroman, \*ML debut (7).

**2015** (12): \*Matt Boyd, \*Miguel Castro, \*Scott Copeland, Jonathan Diaz, Daniel Norris, \*Roberto Osuna, Dalton Pompey, Rob Rasmussen, Aaron Sanchez, Bo Schultz, \*Ryan Tepera, \*Devon Travis, \*ML debut (6).

**2016** (8): \*Dustin Antolin, \*Joe Biagini, \*Chad Giron, \*Danny Barnes, \*Andy Burns, Pat Venditte, \*Matt Dermody, Arnold Leon, \*ML debut (6).

**2017** (19): \*Anthony Alford, Danny Barnes, Leonel Campos, \*Taylor Cole, Matt Dermody, Teoscar Hernandez, \*Casey Lawrence, Raffy Lopez, \*Tim Mayza, \*Mike Ohlman, \*Ian Parnley, \*Carlos Ramirez, \*Chris Rowley, \*Luis Santos, \*Chris Smith, \*Dwight Smith Jr., \*Glenn Sparkman, \*Richard Urena, Cesar Valdez, \*ML debut (13).

**2018** (25): Anthony Alford, \*Jon Berti, \*Ryan Borucki, \*Jonathan Davis, \*Jose Fernandez, \*Taylor Guerrieri, \*Lourdes Gurriel Jr., \*Mike Hauschild, \*Danny Jansen, Tim Mayza, Deck McGuire, \*Reese McGuire, Billy McKinney, Gift Ngoepe, \*Thomas Pannone, Carlos Ramirez, \*Sean Reid-Foley, Chris Rowley, Luis Santos, \*Justin Shafer, Dwight Smith Jr., \*Murphy Smith, Darnell Sweeney, \*Rowdy Tellez, Richard Urena, \*ML debut (13).

**2019** (22): Anthony Alford, \*Bo Bichette, \*Cavan Biggio, Jimmy Cordero, Jonathan Davis, \*Yennys Diaz, \*Vladimir Guerrero Jr., Danny Jansen, \*Anthony Kay, \*Elvis Luciano, Reese McGuire, Billy McKinney, Thomas Pannone, Sean Reid-Foley, \*Jordan Romano, Justin Shafer, Beau Taylor, Rowdy Tellez, \*Trent Thornton, Breyvic Valera, \*Jacob Waguespack, \*T.J. Zeuch, \*ML debut (10).



# TOP FIVE ROOKIES – ALL-TIME

## BATTING AVERAGE (502 PA)

1. Bob Bailor	.310	1977
2. Alfredo Griffin	.287	1979
3. Eric Hinske	.279	2002
4. Damaso Garcia	.278	1980
5. Vladimir Guerrero Jr.	.272	2019

## RUNS

1. Eric Hinske	99	2002
2. Alfredo Griffin	81	1979
3. Reed Johnson	79	2003
4. Russ Adams	68	2005
5. Cavan Biggio	66	2019

## TRIPLES

1. Alfredo Griffin	10	1979
2. Junior Felix	8	1989
3. Damaso Garcia	7	1980
Shannon Stewart	7	1997
Alex Rios	7	2004

## EXTRA-BASE HITS

1. Eric Hinske	64	2002
2. Shawn Green	50	1995
3. J.P. Arencibia	47	2011
4. Vladimir Guerrero Jr.	43	2019
5. Damaso Garcia	41	1980
Eric Thames	41	2011

## SACRIFICE HITS

1. Alfredo Griffin	16	1979
2. Lloyd Moseby	10	1980
3. Alex Gonzalez	9	1995
4. Dan Ainge	7	1979
5. 5 Players	6	

## BASE ON BALLS

1. Eric Hinske	77	2002
2. Cavan Biggio	71	2019
3. Fred McGriff	60	1987
4. John Olerud	57	1990
5. Russ Adams	50	2005

## WINS

1. Mark Eichhorn	14	1986
2. Gustavo Chacin	13	2005
Ricky Romero	13	2009
4. Jeff Musselman	12	1987
5. Mike Timlin	11	1991
Marcus Stroman	11	2014

## ERA (162 IP)

1. Gustavo Chacin	3.72	2005
2. Jerry Garvin	4.19	1977
3. Ricky Romero	4.30	2009
4. Phil Huffman	5.77	1979

## INNINGS

1. Jerry Garvin	244.2	1977
2. Gustavo Chacin	203.0	2005
3. Ricky Romero	178.0	2009
4. Phil Huffman	173.0	1978
5. Mark Hendrickson	158.1	2003

## GAMES

1. Alfredo Griffin	153	1979
2. Eric Hinske	151	2002
3. Damaso Garcia	140	1980
4. Jesse Barfield	139	1982
Russ Adams	139	2005

## MOST HITS

1. Alfredo Griffin	179	1979
2. Eric Hinske	158	2002
3. Bob Bailor	154	1977
4. Damaso Garcia	151	1980
5. Rick Bosetti	147	1978

## HOME RUNS

1. Eric Hinske	24	2002
2. J.P. Arencibia	23	2011
3. Rowdy Tellez	21	2019
4. Fred McGriff	20	1987
5. Jesse Barfield	18	1982

## TOTAL BASES

1. Eric Hinske	272	2002
2. Alfredo Griffin	227	1979
3. Damaso Garcia	207	1980
4. Vladimir Guerrero Jr.	201	2019
5. Bob Bailor	200	1977

## SACRIFICE FLIES

1. Russ Adams	8	2005
2. Eric Hinske	5	2002
3. 11 Players	4	

## STRIKEOUTS

1. Eric Hinske	138	2002
2. J.P. Arencibia	133	2011
3. Cavan Biggio	123	2019
4. Rowdy Tellez	116	2019
5. Alex Gonzalez	114	1995

## LOSSES

1. Jerry Garvin	18	1977
Phil Huffman	18	1978
3. Jeff Byrd	13	1977
4. Scott Richmond	11	2009
5. Jim Gott	10	1982
Casey Janssen	10	2006

## GAMES

1. Aquilino Lopez	72	2003
2. Mark Eichhorn	69	1986
Jesse Carlson	69	2008
4. Jeff Musselman	68	1987
Roberto Osuna	68	2015

## STRIKEOUTS

1. Mark Eichhorn	166	1986
2. Trent Thornton	149	2019
3. Ricky Romero	141	2009
4. Jerry Garvin	127	1977
5. Juan Guzman	123	1991

## AT-BATS

1. Alfredo Griffin	624	1979
2. Rick Bosetti	568	1978
3. Eric Hinske	566	2002
4. Damaso Garcia	543	1980
5. Bob Bailor	496	1977

## DOUBLES

1. Eric Hinske	38	2002
2. Shawn Green	31	1995
3. Damaso Garcia	30	1980
4. Russ Adams	27	2005
5. Vladimir Guerrero Jr.	26	2019

## RUNS BATTED IN

1. Eric Hinske	84	2002
2. J.P. Arencibia	78	2011
3. Vladimir Guerrero Jr.	69	2019
4. Doug Ault	64	1977
5. Russ Adams	63	2005

## STOLEN BASES

1. Alfredo Griffin	21	1979
2. Junior Felix	18	1989
3. Bob Bailor	15	1977
Alex Rios	15	2004
Anthony Gose	15	2012

## HIT BY PITCH

1. Reed Johnson	20	2003
2. Rowdy Tellez	7	2019
3. Jeff Kent	6	1992
4. 5 Players	5	

## SAVES

1. Billy Koch	31	1999
2. Roberto Osuna	20	2015
3. Darren Hall	17	1994
Jason Frasor	17	2004
5. Kelvin Escobar	14	1997
Aquilino Lopez	14	2003

## STARTS

1. Jerry Garvin	34	1977
Gustavo Chacin	34	2005
3. Phil Huffman	31	1978
4. Mark Hendrickson	30	2003
5. Ricky Romero	29	2009
Trent Thornton	29	2019

BIOGRAPHIES

LAST SEASON

HISTORY

RECORDS

OPPONENTS

PLAYER DEV.

MEDIA & MISC.



# HOME RUNS

## CLUB RECORDS

### HITTERS

Yr	Tot	H	A	Consec			1-inn			One-game										Batters					Totals					vs.	
				2	3	4	3	4	5	5	6	7	8	9	10	PH	LO	XN	IP	P	1	10	20	30	40	RHP	LHP				
77	100	45	55	3	0	0	1	0	0	0	0	0	0	0	0	5	1	2	1	0	15	5	0	0	0	65	35				
78	98	50	48	2	0	0	0	0	0	0	0	0	0	0	0	2	2	2	0	0	15	2	2	0	0	59	39				
79	95	50	45	2	0	0	0	0	0	0	0	0	0	0	0	4	1	2	2	0	15	4	1	0	0	67	28				
80	126	56	70	3	0	0	0	0	0	0	0	0	0	0	0	3	0	3	1	0	17	5	2	1	0	82	44				
81	61	34	27	2	0	0	0	0	0	0	0	0	0	0	0	1	1	0	1	0	12	2	0	0	0	31	30				
82	106	62	44	3	0	0	1	0	0	0	0	0	0	0	0	4	1	1	1	0	19	4	1	0	0	56	50				
83	167	101	66	10	0	0	2	0	0	1	0	0	0	0	0	5	2	4	4	0	16	9	3	0	0	106	60				
84	143	59	84	5	1	0	3	0	0	0	0	0	0	0	0	6	1	1	2	0	15	7	1	0	0	105	38				
85	158	75	83	6	0	0	0	0	0	1	0	0	0	0	0	4	2	8	0	0	16	6	2	0	0	102	56				
86	181	87	94	5	0	0	0	0	0	0	0	0	0	0	0	4	4	6	1	0	16	7	3	2	1	126	55				
87	215	101	114	8	1	0	3	0	0	3	0	0	0	0	1	3	0	4	0	0	18	9	4	1	1	152	63				
88	158	78	80	6	0	0	0	0	0	1	0	0	0	0	0	2	1	2	1	0	15	7	2	1	0	105	53				
89	142	64	78	4	0	0	0	0	0	0	0	0	0	0	0	3	4	3	1	0	17	6	1	1	0	106	36				
90	167	93	74	6	0	0	2	0	0	2	0	0	0	0	0	0	1	3	0	0	15	7	3	2	0	109	58				
91	133	75	58	1	0	0	0	0	0	0	0	0	0	0	0	1	6	5	1	0	17	4	2	1	0	86	47				
92	163	79	84	4	0	0	0	0	0	0	0	0	0	0	0	0	5	2	1	0	13	7	3	1	0	122	41				
93	159	90	69	7	0	0	0	0	0	2	0	0	0	0	0	1	6	0	1	0	15	6	3	1	0	121	38				
94	115	63	52	2	0	0	0	0	0	0	1	0	0	0	0	1	4	2	1	0	12	5	1	0	0	74	41				
95	140	73	67	5	0	0	1	0	0	0	0	0	0	0	0	1	3	1	1	0	16	7	1	0	0	104	36				
96	177	87	90	3	0	0	0	0	0	1	1	0	0	0	0	2	1	3	0	0	15	8	3	2	0	130	47				
97	147	68	79	5	0	0	0	0	0	0	0	0	0	0	0	1	0	1	0	0	15	7	2	1	0	109	38				
98	221	112	109	6	0	0	0	0	0	0	0	1	0	0	0	1	2	3	3	0	16	8	4	3	1	167	54				
99	212	96	116	11	0	0	3	0	0	3	1	0	0	0	0	4	3	3	0	0	23	7	3	2	2	170	42				
00	244	134	110	5	1	0	2	0	0	2	0	0	0	0	0	0	8	1	0	0	15	8	7	4	2	205	39				
01	195	94	101	8	1	0	2	1	0	4	0	0	0	0	0	2	4	5	1	0	19	8	3	2	0	150	45				
02	187	102	85	6	0	0	1	0	0	1	0	0	0	0	0	4	3	3	2	1	17	8	3	1	0	150	37				
03	190	94	96	6	0	0	0	0	0	1	0	0	0	0	0	0	6	3	1	1	18	7	3	2	1	150	40				
04	145	80	65	2	0	0	0	0	0	0	0	0	0	0	0	4	7	1	0	0	19	6	2	1	0	93	52				
05	136	76	60	3	1	0	1	0	0	0	0	0	0	0	0	3	1	0	0	0	14	7	1	0	0	94	42				
06	199	121	78	10	0	0	2	0	0	2	0	0	0	0	0	2	6	3	0	0	16	9	3	2	0	146	53				
07	165	90	75	6	0	0	2	0	0	0	0	0	0	0	0	4	5	3	0	0	17	9	4	0	0	121	44				
08	126	69	57	2	0	0	0	0	0	0	0	0	0	0	0	2	2	1	0	0	19	6	1	0	0	100	26				
09	209	104	105	5	0	0	1	0	0	2	1	0	0	0	0	2	3	4	0	0	16	9	2	2	0	156	53				
10	257	146	111	10	0	0	1	0	0	2	2	0	1	0	0	1	5	2	1	0	17	9	7	2	1	211	46				
11	186	103	83	7	0	0	2	0	0	0	0	0	0	0	0	0	1	7	0	0	22	6	3	1	1	137	49				
12	198	102	96	4	1	0	1	0	0	1	1	0	0	0	0	1	3	2	0	0	19	7	3	1	1	141	57				
13	185	95	90	4	0	0	1	0	0	3	0	0	0	0	0	2	3	1	0	0	18	7	5	1	0	141	44				
14	177	98	79	7	0	0	1	0	0	1	0	0	0	0	0	9	5	1	0	0	20	7	2	2	0	135	42				
15	232	123	109	8	0	0	0	0	0	2	0	0	0	0	0	3	4	5	0	0	18	7	4	3	2	180	52				
16	221	107	114	8	0	0	2	0	0	2	0	0	0	0	0	1	6	1	0	0	16	8	6	2	1	168	53				
17	222	105	117	7	0	0	1	0	0	1	1	0	0	0	0	1	4	4	1	1	21	7	4	2	0	177	45				
18	217	115	102	8	0	0	2	0	0	1	0	0	0	0	0	3	3	6	0	0	21	11	4	0	0	155	62				
19	247	136	111	14	0	0	1	0	0	3	1	0	0	0	0	2	7	6	0	0	19	13	5	1	0	174	73				

### HOME RUN SUMMARY (1977-2019)

<b>TOTAL</b>	<b>7322</b> (regular season)
HOME	3792 (Exhibition Stadium-817, Rogers Centre-2973, Puerto Rico-2)
AWAY	3530
3 in inning	39
4 in inning	1
5 in game	44
6 in game	9
7 in game	1 (Aug. 19, 1998 at Seattle)
8 in game	1 (Aug. 7, 2010 vs. Tampa Bay)
10 in game	1 (Sept. 14, 1987 vs Baltimore)
Bases Loaded	159
Inside-the-Park	30
Leadoff	137
Pinch-hit	105
Extra Innings	121
Off RH Pitcher	5339
Off LH Pitcher	1983
<b>Postseason</b>	<b>56</b>
Home	30 (28 at Rogers Centre)
Away	26



## PITCHERS

Yr	Tot	H	A	Consec			1-inn			One-game										Batters				Totals					RHB	LHB	vs.
				2	3	4	3	4	5	5	6	7	8	9	10	PH	LO	XN	IP	P	1	10	20	30	40						
77	152	94	58	4	1	0	0	2	0	2	0	0	0	1	0	0	6	0	4	3	0	15	5	3	1	0	93	59			
78	149	75	74	2	0	0	0	0	0	0	0	0	0	0	0	0	2	3	1	0	0	12	8	3	0	0	106	43			
79	165	74	91	6	0	0	1	0	0	2	0	0	0	0	0	0	1	2	3	3	0	17	8	2	0	0	103	62			
80	135	75	60	1	0	0	0	0	0	0	0	0	0	0	0	0	5	1	4	2	0	15	7	0	0	0	63	72			
81	72	41	31	1	0	0	0	0	0	0	0	0	0	0	0	0	2	2	2	1	0	12	3	0	0	0	42	30			
82	147	70	77	5	0	0	2	0	0	0	0	0	0	0	0	0	1	1	2	2	0	13	6	3	0	0	88	59			
83	145	84	61	5	0	0	1	0	0	1	0	0	0	0	0	0	2	3	3	2	0	14	6	3	0	0	85	60			
84	140	78	62	2	1	0	2	0	0	1	0	0	0	0	0	0	3	0	4	1	0	12	5	3	0	0	70	70			
85	147	78	69	5	1	0	1	0	0	0	0	0	0	0	0	0	4	1	2	1	0	15	5	3	0	0	78	69			
86	164	89	75	7	0	0	4	0	0	2	0	0	0	0	0	0	9	4	5	0	0	16	5	4	0	0	96	68			
87	158	83	75	2	0	0	0	0	0	1	0	0	0	0	0	0	4	3	1	3	0	13	8	3	1	0	101	57			
88	143	73	70	4	0	0	0	0	0	0	0	0	0	0	0	0	1	5	5	3	0	15	7	2	0	0	102	71			
89	99	50	49	1	0	0	0	0	0	0	0	0	0	0	0	0	2	2	1	0	0	17	5	0	0	0	70	29			
90	143	82	61	4	1	0	2	0	0	1	1	0	0	0	0	0	3	3	3	0	0	16	6	2	0	0	100	43			
91	121	72	49	2	0	0	0	0	0	0	0	0	0	0	0	0	5	2	5	0	0	16	4	2	0	0	80	41			
92	124	60	64	6	0	0	0	0	0	0	0	0	0	0	0	0	2	2	0	0	0	14	4	2	0	0	86	38			
93	134	81	53	4	0	0	0	0	0	1	0	0	0	0	0	0	1	1	1	1	0	13	5	2	0	0	75	59			
94	127	64	63	4	0	0	0	0	0	1	0	0	0	0	0	0	3	4	2	1	0	15	4	3	0	0	75	52			
95	145	79	66	2	0	0	1	0	0	1	0	0	0	0	0	0	1	2	8	0	0	19	7	1	0	0	74	71			
96	187	102	85	6	0	0	0	0	0	1	0	0	0	0	0	0	6	5	2	0	0	19	5	4	0	0	105	82			
97	167	72	95	7	0	0	4	0	0	3	0	0	0	0	0	0	4	4	3	1	0	20	4	2	2	0	91	76			
98	169	77	92	6	0	0	2	0	0	0	1	0	0	0	0	0	2	4	2	1	0	16	6	2	1	0	82	87			
99	191	93	98	4	0	0	0	0	0	1	0	0	0	0	0	0	2	4	1	0	0	20	7	2	2	0	111	80			
00	195	92	103	7	1	0	0	0	1	0	3	0	0	1	0	0	1	2	3	0	1	21	7	3	1	0	109	86			
01	165	84	81	5	0	0	0	0	0	5	0	0	0	0	0	0	5	0	1	0	0	18	5	2	0	0	89	76			
02	177	89	88	3	0	0	1	0	0	2	0	0	0	0	0	0	1	3	4	0	0	21	11	0	0	0	78	99			
03	184	107	77	6	0	0	1	0	0	0	1	0	0	0	0	0	2	1	0	2	0	21	8	3	0	0	108	76			
04	181	93	88	4	2	0	3	0	0	0	1	0	0	0	0	0	3	2	2	0	0	21	7	2	0	0	80	101			
05	185	103	82	9	0	0	0	0	0	3	0	0	0	0	0	0	2	6	1	2	0	17	8	4	0	0	119	66			
06	185	94	91	6	0	0	1	0	0	0	0	0	0	0	0	0	1	2	0	0	0	21	7	1	0	0	119	66			
07	157	83	74	6	0	0	1	0	0	0	0	0	0	0	0	0	3	3	3	0	0	20	7	2	0	0	75	82			
08	134	56	78	2	0	0	1	0	0	0	0	0	0	0	0	0	3	2	3	1	0	18	4	2	0	0	68	66			
09	181	90	91	7	0	0	1	0	0	1	0	0	0	0	0	0	3	6	4	0	0	21	5	3	0	0	95	86			
10	150	81	69	7	0	0	2	0	0	1	0	0	0	0	0	0	1	2	2	1	0	20	5	2	0	0	99	51			
11	179	95	84	5	0	0	0	0	0	0	0	0	0	0	0	0	2	1	1	1	1	24	8	3	0	0	115	64			
12	204	102	102	3	2	0	3	0	0	1	0	1	0	0	0	0	1	1	2	0	0	29	7	3	0	0	112	92			
13	195	119	76	11	1	0	1	0	0	2	1	0	0	0	0	0	3	2	4	0	0	29	7	3	1	0	100	95			
14	151	88	63	6	0	0	0	0	0	0	0	0	0	0	0	0	0	2	2	1	0	22	5	3	0	0	87	64			
15	173	80	93	2	0	0	0	0	0	0	0	0	0	0	0	0	3	6	3	0	0	26	4	4	0	0	89	84			
16	183	96	87	7	3	0	2	0	0	1	0	1	0	0	0	0	3	3	2	2	0	26	5	4	0	0	98	85			
17	203	99	104	8	1	0	4	1	0	3	0	0	0	0	0	0	3	6	1	0	0	30	6	2	1	0	138	65			
18	208	110	98	7	0	0	1	0	0	0	0	0	0	0	0	0	4	6	5	0	0	28	7	2	0	0	129	79			
19	228	134	94	8	0	0	4	0	0	4	0	7	0	0	0	0	5	4	7	1	0	35	8	1	0	0	120	108			

YOUNGEST POSITION PLAYERS TO APPEAR  
ON OPENING DAY FOR TORONTO

PLAYER	DATE	OPPONENT	AGE
Ted Wilborn	04/05/1979	KC	20 years, 110 days
Alex Gonzalez	04/04/1994	CWS	20 years, 361 days
Travis Snider	04/06/2009	DET	21 years, 63 days
Sil Campusano	04/04/1988	KC	21 years, 95 days
Lloyd Moseby	04/09/1981	DET	21 years, 155 days



# HOME RUNS AT ROGERS CENTRE

## REGULAR SEASON

### LEADING BLUE JAYS

1. Carlos Delgado	175
2. Jose Bautista	146
3. Vernon Wells	124
4. Joe Carter	121
5. Edwin Encarnacion	115
6. Adam Lind	73
7. Shawn Green	63
8. Josh Donaldson	61
Justin Smoak	61
10. Ed Sprague	58

### LEADING OPPONENTS

1. David Ortiz	41
2. Alex Rodriguez	36
3. Manny Ramirez	27
4. Jason Giambi	22
5. Chris Davis	21
6. Jose Canseco	18
7. Miguel Tejada	17
Adam Jones	17
Mark Teixeira	17
10. Juan Gonzalez	16
Cecil Fielder	16

## MOST IN ONE SEASON

#		BLUE JAYS
Club	146	2010
Individual	33	Bautista, 2010

#		OPPONENT
Club	119	2013
Individual	6	A. Soriano, 2002
	6	J. Giambi, 2003
	6	R. Devers, 2019

## POSTSEASON AT ROGERS CENTRE

### BLUE JAYS

Carter	5
Bautista	3
Donaldson	3
Encarnacion	3
Borders	2
Gruber	2
Maldonado	1
Molitor	1
Olerud	1
White	1
White	1
Winfield	1
Colabello	1
Goin	1
Tulowitzki	1
Martin	1
Saunders	1

## ROGERS CENTRE 500 LEVEL HOME RUNS

Player	Date	Visiting Team	Pitcher	
Jose Canseco*	Oct. 7, 1989	Oakland	Mike Flanagan	480 (LF)
Mark McGwire	July 25, 1996	Oakland	Huck Flener	488 (LF)
Joe Carter**	July 27, 1996	Oakland	John Wasdin	483 (LF)
Carlos Delgado**	July 19, 1998	New York (AL)	Andy Pettitte	467 (RF)
Jose Canseco**	Sept. 5, 1998	Boston	Bret Saberhagen	451 (LF)
Jose Canseco	April 12, 1999	Tampa Bay	Graeme Lloyd	459 (LF)
Shawn Green**	April 22, 1999	Anaheim	Tim Lincecum	449 (RF)
Manny Ramirez	June 3, 2001	Boston	Chris Carpenter	491 (LF)
Raul Mondesi**	April 17, 2002	Boston	Darren Oliver	456 (LF)
Josh Phelps**	Aug. 29, 2002	New York (AL)	Roger Clemens	455 (LF)
Josh Phelps**	July 7, 2004	Seattle	Julio Mateo	435 (LF)
Gary Sheffield	July 28, 2004	New York (AL)	Miguel Batista	440 (LF)
Vernon Wells**	Sept. 16, 2004	Baltimore	Rodriguez Lopez	445 (LF)
Jayson Werth	June 27, 2009	Philadelphia	Brad Mills	448 (LF)
Shelly Duncan	May 31, 2011	Cleveland	Jo-Jo Reyes	446 (LF)
Edwin Encarnacion**	April 30, 2013	Boston	Jon Lester	480 (LF)
Mike Napoli	Aug. 26, 2014	Boston	Sergio Santos	452 (LF)
Edwin Encarnacion**	April 21, 2015	Baltimore	Jason Garcia	460 (LF)
Alex Dickerson	July 25, 2016	San Diego	Bo Schultz	452 (RF)
Josh Donaldson**	May 30, 2017	Cincinnati	Asher Wojciechowski	435 (LF)
Austin Meadows	April 12, 2019	Tampa Bay	Trent Thornton	436 (RF)
Brandon Lowe	April 12, 2019	Tampa Bay	Trent Thornton	436 (RF)

\* Game 4 of the ALCS

\*\*done as a Blue Jay



## BLUE JAYS FIVE OR MORE HOME RUN GAMES (56)

DATE	OPP.	NO.	DATE	OPP.	NO.
Sept. 17, 1983	MIN	5	May 30, 2006	BOS	5
July 10, 1985	@SEA	5	July 23, 2006	NYN	5
May 22, 1987	@SEA	5	July 22, 2009	CLE	5
Aug. 30, 1987	OAK	5	Sept. 15, 2009	@NYN	5
Sept. 12, 1987	NYN	5	Sept. 29, 2009	@BOS	6
Sept. 14, 1987	BAL	10	May 14, 2010	TEX	5
May 23, 1988	@MIL	5	May 21, 2010	@ARI	6
April 20, 1990	KC	5	July 8, 2010	MIN	5
May 6, 1990	DET	5	Aug. 7, 2010	TB	8
May 16, 1993	@NYN	5	Sept. 30, 2010	@MIN	6
May 31, 1993	@CAL	5	May 18, 2012	NYM	5
July 5, 1994	@MIN	6	June 19, 2012	@MIL	6
July 6, 1996	@DET	6	April 4, 2013	CLE	5
July 13, 1996	@MIL	5	May 12, 2013	@BOS	5
Aug. 19, 1998	@SEA	7	July 26, 2013	HOU	5
April 30, 1999	@SEA	5	May 8, 2014	PHI	5
June 21, 1999	KC	5	April 17, 2015	ATL	5
July 8, 1999	@BAL	6	July 1, 2015	BOS	5
Aug. 10, 1999	@MIN	5	Sept. 11, 2015	@NYN	5
May 5, 2000	CLE	5	June 16, 2016	@PHI	5
Aug. 27, 2000	@TEX	5	June 17, 2016	@BAL	5
April 4, 2001	@TB	5	Aug. 23, 2017	@TB	6
April 20, 2001	@KC	5	Sept. 26, 2017	@BOS	5
May 6, 2001	@SEA	5	July 27, 2018	@CWS	5
Sept 18, 2001	BAL	5	June 16, 2019	@HOU	5
June 25, 2002	@TB	5	July 27, 2019	TB	6
May 6, 2003	@TEX	5	Aug. 1, 2019	@BAL	5
Sept. 25, 2003	TB	5	Sept. 23, 2019	BAL	5

## FOUR HOME RUNS IN ONE INNING

### BLUE JAYS (1)

DATE	OPPONENT	INNING	HITTERS	PITCHER(S)
Aug. 17, 2001	vs. TEX	6th	FRYE CRUZ JR. STEWART DELAGDO	MAHOMES MAHOMES MAHOMES

### OPPONENTS (5)

DATE	OPPONENT	INNING	HITTERS	PITCHER(S)
June 30, 1977	vs. NYN	8th	C. JOHNSON PINELLA MUNSON C. JOHNSON	GARVIN GARVIN J. JOHNSON J. JOHNSON
July 4, 1977	@BOS	8th	LYNN RICE YAZSTREMSKI	HARTENSTEIN HARTENSTEIN WILLIS
May 3, 2000	@CWS	6th	SCOTT JOHNSON VALENTIN THOMAS KONERKO	ESCOBAR ESCOBAR FRASCATORE FRASCATORE
May 20, 2009	@BOS	5th	ORTIZ BAY LOWELL VARITEK	CECIL CECIL CECIL GRILLI
June 3, 2017	vs. NYN	8th	GARDNER HOLLIDAY CASTRO GREGORIUS	GRILLI GRILLI GRILLI GRILLI

## BACK-TO-BACK-TO-BACK HOME RUNS

The Blue Jays have hit three consecutive home runs **six** times in their history:

- April 26, 1984 vs. Oakland A's (6th inning): Willie Upshaw (1R), George Bell, Jesse Barfield
- September 12, 1987 vs. New York Yankees (8th inning): Ernie Whitt (3R), Jesse Barfield, Kelly Gruber
- April 18, 2000 vs. Los Angeles Angels (6th inning): Craig Grebek (2R), Raul Mondesi, Carlos Delgado
- August 21, 2001 at Minnesota Twins (6th inning): Shannon Stewart (1R), Raul Mondesi, Carlos Delgado
- April 9, 2005 vs. Boston Red Sox (3rd inning): Vernon Wells (1R), Corey Koskie, Shea Hillenbrand
- June 19, 2012 at Milwaukee (6th inning): Colby Rasmus (1R), Jose Bautista, Edwin Encarnacion





## THREE HOME RUNS IN ONE INNING

## BLUE JAYS (39)

DATE	OPP	INNING
June 17, 1977	BAL	4
June 23, 1982	@SEA	9
May 23, 1983	DET	4
July 12, 1983	@KC	4
April 26, 1984	OAK	6
June 5, 1984	@DET	4
July 15, 1984	@OAK	4
Aug. 30, 1987	OAK	7
Sept. 12, 1987	NYN	8
Sept. 14, 1987	BAL	2
May 6, 1990	DET	4
May 22, 1990	OAK	6
May 17, 1995	@TEX	2
April 30, 1999	@SEA	3
June 21, 1999	KC	3
Oct. 2, 1999	@CLE	3
April 18, 2000	ANA	6
April 23, 2000	NYN	6
Aug. 11, 2001	@ANA	2
Aug. 21, 2001	@MIN	6
June 25, 2002	@TB	8
April 9, 2005	BOS	3
April 21, 2006	BOS	8
July 23, 2006	NYN	3
May 1, 2007	@CLE	1
May 20, 2007	@PHI	8
June 24, 2009	CIN	1
Aug. 7, 2010	TB	3
April 25, 2011	@TEX	5
July 3, 2011	PHI	8
June 19, 2012	@MIL	6
July 26, 2013	HOU	7
May 7, 2014	PHI	7
July 3, 2016	KC	3
May 30, 2017	CIN	4
Sept. 23, 2017	@TB	2
Aug. 21, 2018	BAL	5
Sept. 20, 2018	TB	9
June 5, 2019	NYN	8

## OPPONENTS (46)

DATE	OPP	INN
May 8, 1979	@MIN	7
May 5, 1982	@CWS	7
June 22, 1982	@SEA	4
Aug. 2, 1983	NYN	3
June 3, 1984	NYN	4
Sept. 18, 1984	BOS	6
Aug. 24, 1985	@CWS	9
May 6, 1986	OAK	3
May 10, 1986	@SEA	4
May 14, 1986	@OAK	7
June 4, 1986	MIN	7
July 14, 1990	@CAL	7
Aug. 7, 1990	DET	9
June 22, 1995	MIL	2
April 25, 1997	SEA	8
June 3, 1997	@SEA	6
June 23, 1997	BOS	7
Sept. 15, 1997	@SEA	5
July 14, 1998	@BAL	7
Sept. 25, 1998	DET	3
June 11, 2002	SF	5
Aug. 8, 2003	TEX	1
May 24, 2004	ANA	3
Aug. 25, 2004	@BOS	4
Aug. 28, 2004	NYN	9
June 4, 2006	@TB	3
April 24, 2007	TEX	3
June 6, 2008	BAL	8
Sept. 27, 2009	SEA	5
July 9, 2010	BOS	4
Aug. 24, 2010	NYN	3
May 26, 2012	@TEX	6
June 20, 2012	@MIL	2
Sept. 26, 2012	@BAL	5
June 24, 2013	@TB	3
June 12, 2016	BAL	3
June 25, 2016	@CWS	3
April 16, 2017	BAL	8
April 28, 2017	TB	8
June 3, 2017	NYN	8
July 9, 2017	HOU	2
Sept. 15, 2018	@NYY	7
May 25, 2019	SD	8
June 17, 2019	LAA	2
Aug. 6, 2019	@TB	4
Sept. 23, 2019	BAL	5

## CONSECUTIVE GAMES WITH AT LEAST ONE HOME RUN

## (MINIMUM 10 GAMES)

GAMES	DATE	HR	GAMES	DATE	HR
23	May 31-June 25, 2000	44	11	June 19-30, 1986	21
19	Aug. 29-Sept. 18, 2010	34	11	May 6-17, 1993	22
15	July 6-23, 2000	28	11	May 2-14, 1995	20
15	July 27-Aug. 10, 2019	39	11	Sept. 16-27, 1998	19
14	April 18-May 4, 1996	28	11	April 11-22, 1999	17
14	Sept. 11-26, 2002	23	11	May 3-15, 2001	25
13	May 19-June 2, 1985	17	11	Aug. 5-7, 2001	24
13	Sept. 1-15, 1999	22	11	July 14-26, 2002	19
13	May 6-19, 2003	24	11	Aug. 28-Sept. 9, 2007	18
13	July 3-10, 2010	28	11	Aug. 5-18, 2009	20
13	June 22-July 5, 2011	21	10	July 31-Aug. 11, 1984	12
13	July 27-Aug. 9, 2018	24	10	May 29-June 8, 1993	22
12	June 2-14, 1987	25	10	June 9-19, 1996	14
12	April 11-23, 2000	29	10	Sept. 27-Oct. 6, 2001	12
12	May 1-13, 2000	29	10	April 9-20, 2002	17
12	July 25-Aug. 6, 2004	19	10	May 29-June 8, 2002	15
12	Aug. 6-18, 2011	20	10	Aug. 25-Sept. 5, 2003	12
12	Aug. 26-Sept. 8, 2014	19	10	April 6-17, 2004	10
12	July 17-30, 2015	20	10	April 4-14, 2007	13
12	Aug. 1-13, 2015	22	10	July 25-Aug. 3, 2010	23
			10	May 17-27, 2014	20
			10	May 21-31, 2015	16



# INDIVIDUAL RECORDS

## YEARLY HOME RUN LEADERS

### AT HOME

YEAR	PLAYER	HR	YEAR	PLAYER	HR	YEAR	PLAYER	HR	YEAR	PLAYER	HR
1977	Ron Fairly	10	1988	Fred McGriff	18	2000	Carlos Delgado	30	2012	Edwin Encarnacion	23
1978	John Mayberry	12	1989	Fred McGriff	18	2001	Jose Cruz Jr.	15	2013	Jose Bautista	14
1979	John Mayberry	13	1990	Kelly Gruber	23	2002	Carlos Delgado	17		Colby Rasmus	14
1980	Otto Velez	12	1991	Joe Carter	23	2003	Carlos Delgado	24	2014	Edwin Encarnacion	19
1981	John Mayberry	10	1992	Joe Carter	21	2004	Carlos Delgado	18	2015	Josh Donaldson	24
1982	Jesse Barfield	11	1993	Joe Carter	21	2005	Vernon Wells	28	2016	Josh Donaldson	21
	Willie Upshaw	11	1994	Joe Carter	18	2006	Troy Glaus	25	2017	Justin Smoak	19
1983	Jesse Barfield	22	1995	Joe Carter	13	2007	Frank Thomas	19	2018	Randal Grichuk	17
1984	George Bell	12	1996	Ed Sprague	17	2008	Vernon Wells	11	2019	Randal Grichuk	19
1985	Jesse Barfield	15	1997	Carlos Delgado	17	2009	Aaron Hill	21			
1986	Jesse Barfield	16	1998	Jose Canseco	25	2010	Jose Bautista	33			
1987	George Bell	19	1999	Shawn Green	20	2011	Jose Bautista	20			

### ON THE ROAD

YEAR	PLAYER	HR	YEAR	PLAYER	HR	YEAR	PLAYER	HR	YEAR	PLAYER	HR
1977	3 players tied	9	1989	Fred McGriff	18	2001	Carlos Delgado	26	2013	Edwin Encarnacion	24
1978	2 players tied	10	1990	Fred McGriff	21	2002	Carlos Delgado	16	2014	Jose Bautista	17
1979	2 players tied	8	1991	Kelly Gruber	12	2003	Vernon Wells	20	2015	Edwin Encarnacion	21
1980	John Mayberry	20	1992	2 players tied	13	2004	Carlos Delgado	14	2016	Edwin Encarnacion	22
1981	John Mayberry	7	1993	John Olerud	15	2005	Vernon Wells	14	2017	Josh Donaldson	19
1982	Willie Upshaw	10	1994	Joe Carter	9	2006	Troy Glaus	13		Justin Smoak	19
1983	Cliff Johnson	12	1995	Joe Carter	12	2007	Matt Stairs	14	2018	Justin Smoak	14
1984	George Bell	14	1996	Ed Sprague	19	2008	Vernon Wells	9	2019	Randal Grichuk	12
1985	George Bell	18	1997	Carlos Delgado	13	2009	Adam Lind	21			
1986	Jesse Barfield	24	1998	Jose Canseco	21	2010	Jose Bautista	21			
1987	George Bell	28	1999	Carlos Delgado	27	2011	Jose Bautista	23			
1988	Fred McGriff	16	2000	3 Players	16	2012	Edwin Encarnacion	19			

## MOST HOME RUNS, ONE MONTH

MONTH	TEAM HIGH	INDIVIDUAL HIGH
March/April	43-2000	Carlos Delgado, 10—2001
April	43-2000	Carlos Delgado, 10—2001
May	54-2010	Edwin Encarnacion, 16—2014
June	48-2000/2019	Jose Bautista, 14—2012
July	44-2000	Shawn Green, 11—1999/Jose Bautista, 11—2010
August	51-2019	C. Delgado, 12—1999/J. Cruz Jr., 12—2001/J. Bautista, 12—2010/ J. Donaldson, 12—2017
September	52-2010	Carlos Delgado, 11—1998/Jose Bautista, 11—2010
Sept./Oct.	56-2010	Carlos Delgado, 11—1998/Jose Bautista, 11—2010

## HOME RUN TRIOS, ONE SEASON

TOTAL	YEAR	PLAYERS
120	2015	Donaldson – 41, Bautista – 40, Encarnacion – 39
119	1998	Canseco – 46, Delgado – 38, Green – 35
114	2000	Batista – 41, Delgado – 41, Fullmer – 32
112	1999	Delgado – 44, Green – 42, Batista – 26
111	2010	Bautista – 54, Wells – 31, Hill – 26
103	2016	Encarnacion – 42, Donaldson – 37, Saunders/Tulowitzki – 24
101	1987	Bell – 47, Barfield – 28, Moseby – 26
100	2001	Delgado – 39, Cruz Jr. – 34, Mondesi – 27

## HOME RUN DUOS, ONE SEASON

TOTAL	YEAR	PLAYERS
86	1999	Delgado-44, Green-42
85	2010	Bautista-54, Wells-31
84	1998	Canseco-46, Delgado-38
82	2000	Batista-41, Delgado-41
81	2015	Donaldson-41, Bautista-40



## MOST PLAYERS 10 OR MORE HOME RUNS IN A SEASON

13 –	2019 –	Bichette, Biggio, Drury, Galvis, Grichuk, Guerrero Jr., Gurriel Jr., Hernandez, Jansen, McKinney, Smoak, Sogard, Tellez
11 –	2018 –	Diaz, Granderson, Grichuk, Gurriel Jr., Hernandez, Martin, Morales, Pillar, Smoak, Solarte, Travis
9 –	1983 –	Barfield, Bonnell, Johnson, Martinez, Moseby, Mulliniks, Orta, Upshaw, Whitt
	1987 –	Barfield, Bell, Fielder, Gruber, McGriff, Moseby, Mulliniks, Upshaw, Whitt
	2006 –	Glaus, Hillenbrand, Hinske, Johnson, Molina, Overbay, Rios, Wells, Zaun
	2007 –	Thomas, Rios, Glaus, Wells, Stairs, Hill, Lind, Zaun, Overbay
	2009 –	Hill, Lind, Barajas, Overbay, Wells, Rios, Bautista, Scutaro, Ruiz
	2010 –	Bautista, Wells, Hill, Lind, Encarnacion, Buck, Overbay, Gonzalez, Snider
8 –	1996 –	Brumfield, Carter, Delgado, Gonzalez, Green, O'Brien, Olerud, Sprague
	1998 –	Canseco, Cruz Jr., Delgado, Gonzalez, Green, Sprague, Stanley, Stewart
	2000 –	Batista, Cruz Jr., Delgado, Fletcher, Fullmer, Gonzalez, Mondesi, Stewart
	2001 –	Batista, Cruz Jr., Delgado, Fletcher, Fullmer, Gonzalez, Stewart, Mondesi
	2002 –	Cruz Jr., Delgado, Hinske, Mondesi, Phelps, Stewart, Wells, Woodward
	2016 –	Encarnacion, Donaldson, Saunders, Tulowitzki, Bautista, Martin, Smoak, Travis

## FOUR HOME RUN GAMES

### BLUE JAYS (1)

PLAYER	DATE	H/A	OPPONENT	PITCHERS
CARLOS DELGADO	Sept. 25, 2003	H	Tampa Bay	Jorge Sosa (2), Joe Kennedy, Lance Carter

### OPPONENTS (0)

No opponent has ever hit four home runs in a game vs. the Blue Jays.

## THREE HOME RUN GAMES

### BLUE JAYS (20)

PLAYER	DATE	H/A	OPPONENT	PITCHERS
Otto Velez	May 4, 1980	H	Cleveland (G1)	Spillner, Garland, Monge
Ernie Whitt	Sept. 14, 1987	H	Baltimore	Dixon (2), Arnold
George Bell	April 4, 1988	A	Kansas City	Saberhagen (3)
Joe Carter	Aug. 23, 1993	H	Cleveland	Lopez (2), Hernandez
Darnell Coles	July 5, 1994	A	Minnesota	Mahomes, Casian (2)
Carlos Delgado	Aug. 4, 1998	A	Texas	Stottlemire, Gunderson, Patterson
Carlos Delgado	Aug. 6, 1999	A	Texas	Helling (2), Zimmerman
Darrin Fletcher	Aug. 27, 2000	A	Texas	Helling (3)
Carlos Delgado	April 4, 2001	A	Tampa Bay	Wilson, Creek, Hill
Carlos Delgado	April 20, 2001	A	Kansas City	Suzuki, Cogan, Hernandez
Chris Woodward	Aug. 7, 2002	H	Seattle	Piniero (2), Sasaki
Vernon Wells	May 30, 2006	H	Boston	Beckett (2), Riske
Frank Thomas	Sept. 17, 2007	H	Boston	Wakefield (2), Snyder
Adam Lind	Sept. 29, 2009	A	Boston	Buchholz (2), Saito
John Buck	April 29, 2010	H	Oakland	Duchscherer, Blevins, Breslow
Edwin Encarnacion	May 21, 2010	A	Arizona	Haren (2), Gutierrez
Jose Bautista	May 15, 2011	A	Minnesota	Duensing, Slowey (2)
Edwin Encarnacion	Aug. 29, 2015	H	Detroit	Farmer, Knudson, Wilson
Josh Donaldson	Aug. 28, 2016	H	Minnesota	Gibson, Light, Wimmers
Kendrys Morales	Aug. 31, 2017	A	Baltimore	Hellickson, Givens (2)

### OPPONENTS (19)

PLAYER	DATE	H/A	OPPONENT	PITCHERS
John Mayberry	June 1, 1977	H	Kansas City	Johnson, Willis, Bruno
Cliff Johnson	June 30, 1977	H	New York (AL)	Garvin (3)
Eddie Murray	Sept. 14, 1980	H	Baltimore	Todd (2), Barlow
Jim Rice	Aug. 29, 1983 (2nd g)	H	Boston	Acker (2), Moffitt
Jose Canseco	July 3, 1988	H	Oakland	Stottlemire (2), Henke
Cecil Fielder	May 6, 1990	H	Detroit	Key (2), Wells
Tom Brunansky	Sept. 29, 1990	A	Boston	Stottlemire, Ward, Leucken
Cecil Fielder	April 16, 1996	H	Detroit	Hanson, Carrara, Riskey
Ken Griffey, Jr.	April 25, 1997	H	Seattle	Clemens (2), Timlin
Manny Ramirez	Sept. 15, 1998	A	Cleveland	Stieb (2), Quantrill
Alex Rodriguez	April 16, 2000	H	Seattle	Carpenter (2), Borbon
Alex Rodriguez	Aug. 17, 2002	A	Texas	Parris (2), Thurman
Tony Clark	Aug. 28, 2004	H	New York (AL)	Lilly, Frasor, Ligtentberg
Jayson Werth	May 16, 2008	A	Philadelphia	Purcey (2), Litch
Jose Lopez	Sept. 22, 2010	H	Seattle	Drabek, Tallet, Camp
Chris Davis	Aug. 24, 2012	A	Baltimore	Villanueva (2), Delabar
Will Middlebrooks	April 6, 2013	H	Boston	Dickey (2), Bush
Josh Reddick	Aug. 9, 2013	H	Oakland	Rogers, Wagner, J. Perez
Byron Buxton	Aug. 27, 2017	H	Minnesota	Blagini, Dermody, Mayza



## MULTIPLE 20-PLUS HOME RUN SEASONS

### (4 OR MORE SEASONS)

- 9 – Carlos Delgado  
1996 (25), 1997 (30), 1998 (38), 1999 (44), 2000 (41), 2001 (39), 2002 (33), 2003 (42), 2004 (32)
- 8 – Jose Bautista  
2010 (54), 2011 (43), 2012 (27), 2013 (28), 2014 (35), 2015 (20), 2016 (22), 2017 (23)
- 7 – Joe Carter  
1991 (33), 1992 (34), 1993 (33), 1994 (27), 1995 (25), 1996 (30), 1997 (21)
- 7 – Vernon Wells  
2002 (23), 2003 (33), 2004 (23), 2005 (28), 2006 (32), 2008 (20), 2010 (31)

- 6 – George Bell  
1984 (26), 1985 (28), 1986 (31), 1987 (47), 1988 (24), 1990 (21)
- 6 – Edwin Encarnacion  
2010 (21), 2012 (42), 2013 (36), 2014 (34), 2015 (39), 2016 (42)
- 4 – Jesse Barfield  
1983 (27), 1985 (27), 1986 (40), 1987 (28)
- 4 – Fred McGriff  
1987 (20), 1988 (34), 1989 (36), 1990 (35)
- 4 – Adam Lind  
2009 (35), 2010 (23), 2011 (26), 2013 (23)

## CONSECUTIVE GAME HOME RUNS

In 2018, **KENDRYS MORALES** set a franchise record, homering in **SEVEN CONSECUTIVE GAMES** from Aug. 19-26, connecting for eight total home runs...The streak is tied for 4th longest all-time, one back of the leaders, and is the longest ever by a switch-hitter...Below is a list of Blue Jays who have homered in at least four consecutive games with at least one at-bat in the contest.

### SEVEN STRAIGHT GAMES

(With at least 1 AB in the contest)

Kendrys Morales – Aug. 19-26, 2018 (8 HR)

### SIX STRAIGHT GAMES

(With at least 1 AB in the contest)

Jose Cruz Jr. – Sept. 29-Oct. 5, 2001 (6 HR)

### FIVE STRAIGHT GAMES

(With at least 1 AB in the contest)

Jose Bautista – Aug. 26-31, 2014 (5 HR)

### FOUR STRAIGHT GAMES

(With at least 1 AB in the contest)

- George Bell – Aug. 23-26, 1985 (4 HR)  
Joe Carter – June 20-23, 1991 (5 HR)  
– June 14-18, 1996 (4 HR)  
– June 3, 5-7, 1997 (4 HR)  
Carlos Delgado – Aug. 8-11, 1999 (5 HR)  
Shawn Green – April 5, 7-9, 1998 (4 HR)  
Jose Canseco – Sept. 4-7, 1998 (4 HR)  
Vernon Wells – June 19-22, 2003 (5 HR)  
Josh Phelps – Aug. 29-Sept. 3, 2003 (4 HR)  
Jose Bautista – Sept. 28-Oct. 2, 2009 (4 HR)  
Edwin Encarnacion – Sept. 30-Oct. 3, 2010 (5 HR)  
– April 27-30, 2012 (4 HR)  
– April 23-26, 2013 (5 HR)  
– Sept. 28-Oct. 3, 2015 (4 HR)  
Adam Lind – June 14-17, 2011 (4 HR)  
Colby Rasmus – Sept. 13-18, 2013 (4 HR)  
Melky Cabrera – April 4-8, 2014 (4 HR)  
Josh Donaldson – May 25-29, 2015 (5 HR)  
Justin Smoak – Aug. 28-Sept. 1, 2018 (4 HR)

## MOST HOME RUNS IN A SEASON SERIES

### (8 OR MORE)

YEAR	NAME	OPPONENT	HR	YEAR	NAME	OPPONENT	HR
1980	John Mayberry	New York (AL)	8	2010	Jose Bautista	Boston	8
2000	Tony Batista	Baltimore	9		Jose Bautista	Baltimore	9
2001	Jose Cruz Jr.	New York (AL)	9		Vernon Wells	Texas	8
2002	Carlos Delgado	Tampa Bay	8	2014	Jose Bautista	New York (AL)	8
2003	Carlos Delgado	Tampa Bay	8	2017	Josh Donaldson	Tampa Bay	8
2006	Vernon Wells	Boston	8	2019	Randal Grichuk	New York (AL)	8

## ALL-TIME LONGEST HOMERLESS STRETCHES

### ORGANIZED BY AT-BATS

#### ALFREDO GRIFFIN

DATES OF HOME RUNS	PITCHER	SPAN OF DROUGHT
July 30, 1980 vs. Oakland	Langford	255 Games, 956 At Bats
July 26, 1982 at Boston	Eckersley	

#### BOB BAILOR

DATES OF HOME RUNS	PITCHER	SPAN OF DROUGHT
May 7, 1978 at Seattle	Pole	228 Games, 845 At Bats
Aug. 22, 1979 at Seattle	Honeycutt	

#### OTIS NIXON

DATES OF HOME RUNS	PITCHER	SPAN OF DROUGHT
Apr. 16, 1996 vs. Detroit	Gohr	205 Games, 806 At Bats
Aug. 1, 1997 at Detroit	Moehler	

#### MANNY LEE

DATES OF HOME RUNS	PITCHER	SPAN OF DROUGHT
June 17, 1990 at New York	Lapointe	245 Games, 804 At Bats
May 6, 1992 at Seattle	Acker	

#### GARTH IORG

DATES OF HOME RUNS	PITCHER	SPAN OF DROUGHT
Aug. 2, 1980 vs. California	Laroche	240 Games, 771 At Bats
Sept. 28, 1982 vs. Minnesota	Viola	



## LEADOFF HOME RUNS (TOR -137/OPP. – 119)

### BLUE JAYS (137)

PLAYER	TIMES	LAST DATE	LAST TEAM	PLAYER	TIMES	LAST DATE	LAST TEAM
Devon White	22	6/20/1995	@MIL	Rick Bosetti	2	9/21/1978	NYN
Shannon Stewart	15	11/7/2003	NYN	Frank Catalanotto	2	7/9/2003	DET
Alex Rios	9	5/15/2007	BAL	Josh Donaldson	2	5/19/2015	LAA
Damaso Garcia	7	5/25/1986	@CLE	Curtis Granderson	2	7/27/2018	@CWS
Jose Cruz Jr.	7	4/9/2001	NYN	Bo Bichette	2	9/5/2019	@TB
Reed Johnson	7	7/23/2007	MIN	Teoscar Hernandez	2	9/28/2019	TB
Jose Bautista	6	6/28/2017	BAL	Bob Bailor	1	4/27/1977	@CLE
Lloyd Mosbey	5	7/9/1989	@MIL	Alfredo Griffin	1	8/29/1979	OAK
Tony Fernandez	5	5/5/1990	DET	Rickey Henderson	1	1/9/1993	@OAK
Frank Menechino	4	5/8/2004	CLE	Alex Gonzalez	1	9/19/1995	@NYN
Fred Lewis	4	7/17/2010	@BAL	Jacob Brumfield	1	6/13/1996	@CAL
Jose Reyes	4	6/25/2014	NYN	Russ Adams	1	9/22/2004	@NYN
Devon Travis	4	8/6/2016	@KC	Brad Wilkerson	1	5/20/2008	LAA
Marco Scutaro	3	4/30/2009	@KC	Travis Snider	1	9/29/2010	NYN
Brett Lawrie	3	5/2/2013	BOS	Yunel Escobar	1	6/15/2011	BAL
Melky Cabrera	3	4/6/2014	NYN	Rajai Davis	1	7/30/2012	SEA
Eric Sogard	3	6/11/2019	@BAL	Ezequiel Carrera	1	7/30/2017	LAA
				Norichika Aoki	1	8/22/2017	@TB
				Steve Pearce	1	4/8/2018	@TEX
				Billy McKinney	1	9/25/2019	BAL

## LEADING OFF

The most leadoff home runs in one season:

**Six Times:** Devon White (1991)

**Five Times:** Devon White (1992), Devon White (1993)

**Four Times:** Devon White (1994), Shannon Stewart (2000), Jose Cruz Jr. (2001), Frank Menechino (2004), Alex Rios (2006, 2007), Fred Lewis (2010), Jose Bautista (2016)

## BLUE JAYS, HOME RUN ON FIRST PITCH OF GAME

**\*SINCE 1988 WHEN PITCH COUNTS BEGAN TO BE RECORDED**

Devon White	July 21, 1991 vs. TEX	Fred Lewis	July 17, 2010 vs. BAL
Devon White	May 24, 1993 vs. MIL	Brett Lawrie	July 22, 2012 vs. BOS
Devon White	May 12, 1995 vs. MIL	Jose Reyes	Aug. 6, 2013 vs. SEA
Jose Cruz Jr.	Aug. 19, 2001 vs. TEX	Jose Reyes	June 17, 2014 at NYN
Shannon Stewart	April 5, 2002 vs. MIN	Jose Reyes	June 25, 2014 vs. NYN
Alex Rios	April 13, 2007 vs. DET	Jose Bautista	Aug. 31, 2016 at BAL
Alex Rios	May 8, 2007 vs. BOS	Steve Pearce	April 8, 2018 at TEX
Jose Bautista	Sept. 29, 2009 vs. BOS		

## HOMERING FROM BOTH SIDES – BLUE JAYS (SAME GAME)

Date	Batter	Pitcher	OPP	Cty	In	On	Date	Batter	Pitcher	OPP	Cty	In	On
1	May 10/91 Roberto Alomar	Bobby Thigpen	CWS	TOR	9	0	6	July 28/14 Melky Cabrera	Clay Buchholz	BOS	BOS	1	1
		Scott Radinsky	CWS	TOR	11	0			Felix Doubront	BOS	BOS	6	2
2	June 1/92 Devon White	John Smiley	MIN	MIN	1	0	7	July 1/15 Justin Smoak	Rick Porcello	BOS	TOR	1	1
		Carl Willis	MIN	MIN	10	0			Robbie Ross	BOS	TOR	3	0
3	May 3/95 Roberto Alomar	Jim Abbott	CWS	TOR	3	0	8	July 7/17 Kendrys Morales	Sean Manaea	OAK	TOR	5	0
		Roberto Hernandez	CWS	TOR	9	0			Blake Treinen	OAK	TOR	9	0
4	Aug. 24/97 Jose Cruz Jr.	Ricky Bones	KC	KC	1	0	9	June 15/18 Yangervis Solarte	Gio Gonzalez	WAS	TOR	2	0
		Larry Casian	KC	KC	13	1			Justin Miller	WAS	TOR	7	1
5	Sept. 13/06 Gregg Zaun	Cha Seung Baek	SEA	SEA	2	0	10	July 13/18 Justin Smoak	Rick Porcello	BOS	BOS	3	0
		Jose Jimenez	SEA	SEA	4	3			Robby Scott	BOS	BOS	9	1



## BLUE JAYS (105)

Player	Number	Last Date	Last Team
Adam Lind	4	9/20/2013	@BOS
Jesse Barfield	4	7/3/1988	OAK
Ernie Whitt	4	8/1/1984	KC
Ezequiel Carrera	3	4/18/2017	BOS
Colby Rasmus	3	9/6/2014	@BOS
Willie Greene	3	9/5/1999	@KC
Cliff Johnson	3	6/13/1986	DET
Otto Velez	3	7/4/1979	@DET
Rowdy Tellez	2	9/2/2019	@ATL
Danny Valencia	2	6/26/2015	TEX
Rod Barajas	2	8/26/2009	TB
Alex Rios	2	4/14/2008	@BAL
Matt Stairs	2	8/29/2007	@OAK
Eric Hinske	2	8/19/2005	@DET
Chris Gomez	2	9/11/2004	@TE
Jose Cruz Jr	2	9/15/2002	TB
Kelly Gruber	2	6/13/1989	@MIL
Fred McGriff	2	5/23/1988	@MIL
Buck Martinez	2	6/14/1986	DET
Jeff Burroughs	2	9/25/1985	BOS
Rance Mulliniks	2	6/12/1985	@NYY
Willie Aikens	2	4/27/1985	@TEX
Doug Ault	2	8/7/1980	@CLE
Pico Carty	2	9/22/1979	NYY
Al Woods	2	4/21/1977	@NYY
Reese McGuire	1	9/29/2018	@TB
Justin Smoak	1	8/31/2018	@MIA
Kendrys Morales	1	6/24/2018	@LAA
Edwin Encarnacion	1	5/16/2015	@HOU
John Mayberry Jr.	1	9/14/2014	TB
Dioner Navarro	1	9/2/2014	@TB
Steve Tolleson	1	7/5/2014	@OAK
Juan Francisco	1	6/20/2014	@CIN
Erik Kratz	1	3/31/2014	@TB
Mark DeRosa	1	5/6/2013	@TB
Yan Gomes	1	6/11/2012	WSH
Lyle Overbay	1	5/18/2008	@PHI
Gregg Zaun	1	4/10/2007	KC
Shea Hillenbrand	1	6/9/2006	DET
Reed Johnson	1	7/1/2005	@BOS
Orlando Hudson	1	5/30/2005	@SEA
Russ Adams	1	9/29/2004	@BAL
Darrin Fletcher	1	6/23/2002	@ARI
Tom Wilson	1	5/24/2002	CLE
Dave Burg	1	4/5/2002	MIN
Tony Fernandez	1	9/4/2001	NYY
Jacob Brumfield	1	6/8/1999	@NYM
Juan Samuel	1	6/22/1998	MON
Robert Perez	1	6/13/1997	@PHI
John Olerud	1	6/1/1996	KC
Charlie O'Brien	1	5/12/1996	BOS
Carlos Delgado	1	5/23/1995	KC
Michael Huff	1	5/30/1994	OAK
Darnell Coles	1	5/21/1993	MIN
Pat Borders	1	9/20/1991	@OAK
Lee Mazzilli	1	9/9/1989	@CLE
Nelson Liriano	1	5/5/1989	CAL
Cecil Fielder	1	9/4/1987	SEA
Juan Beniquez	1	7/24/1987	MIN
Garth Iorg	1	6/15/1986	DET
Rick Leach	1	6/14/1986	DET
George Bell	1	8/14/1984	@CLE
Mickey Klutts	1	4/29/1983	CWS
Willie Upshaw	1	4/24/1981	@NYY
Bob Davis	1	6/14/1980	@CLE
Roy Howell	1	5/6/1980	@CAL
Sam Ewing	1	7/1/1978	CLE
John Mayberry	1	6/26/1978	BAL
Doug Rader	1	8/24/1977	@SEA

## PH HOME RUN LEADERS

The Blue Jays franchise has connected 105 times for pinch-hit home runs during regular season games...Jesse Barfield on April 24, 1982 vs. Boston at Exhibition Stadium hit the Blue Jays' first pinch-slam...Alvis Woods in Toronto's first ever game, on April 7, 1977 vs. the Chicago White Sox, hit the first pitch of his first Major League career at-bat for the Blue Jays' first pinch-hit home run...Ed Sprague has the only pinch-hit home run in the postseason, which came on Oct. 18, 1992, Game 2 of the World Series vs. Atlanta...On June 30, 1999 vs. the Orioles, Willie Greene became the 16th player in AL history to hit home runs in consecutive pinch-hit at-bats...In 2014, Colby Rasmus tied Willie Greene (1999) for the most PH-HR in a single season with three...The club record for most PH-HR in a single season is nine recorded in 2014...The nine PH-HR rank T-2nd most in AL history (record is 11 by BAL in 1982) and the most by any AL club since CAL in 1987.





# INSIDE-THE-PARK HOME RUNS (TOR – 30/OPP. – 36)

## BLUE JAYS (30)

HR	DATE	D/N	BATTER	POS	BAT ORD	PITCHER	OPP	H/A	IN	ON	OUT
1	Aug. 21/77	D	Doug Rader	DH	5	Frank Tanana	CAL	A	5	0	2
2	July 9/79	N	Al Woods	LF	6	Lary Sorensen	MIL	H	2	0	0
3	Aug. 28/79	D	Alfredo Griffin	SS	1	Rick Langford	OAK	H	5	1	2
4	Sept. 17/80	N	Roy Howell	3B	3	Tim Lollar	NYN	A	10	1	2
5	April 25/81	D	Lloyd Moseby	CF	1	Bill Castro	NYN	A	9	1	2
6	June 7/82	N	Willie Upshaw	1B	3	John Denny	CLE	H	3	1	2
7	April 14/83	D	Willie Upshaw	1B	7	Jerry Augustine	MIL	H	2	0	2
8	May 25/83	N	Jorge Orta	DH	4	Dan Petry	DET	H	4	0	0
9	May 30/83	N	Lloyd Moseby	CF	7	Dan Petry	DET	A	9	1	2
10	Sept. 14/83	N	Barry Bonnell	CF	5	Matt Young	SEA	A	2	0	0
11	June 6/84	N	George Bell	RF	6	Aurelio Lopez	DET	A	8	0	1
12	Aug. 10/84	N	Tony Fernandez	SS	9	Dennis Martinez	BAL	H	3	0	2
13	June 12/86	N	Kelly Gruber	2B	7	Bill Scherrer	DET	H	7	2	2
14	May 16/88	N	Kelly Gruber	3B	6	Jeff Bittiger	CWS	A	8	0	2
15	June 2/89	N	Junior Felix	RF	1	Bob Stanley	BOS	A	9	3	2
16	July 11/91	N	Rance Mulliniks	DH	5	Kevin Brown	TEX	H	8	0	2
17	June 1/92	N	Devon White	CF	1	Carl Willis	MIN	A	10	0	1
18	June 18/93	N	Roberto Alomar	2B	2	Tony Fossas	BOS	A	8	0	0
19	April 25/94	N	Paul Molitor	DH	3	David Cone	KC	A	1	0	2
20	June 17/95	D	Paul Molitor	DH	2	Kenny Rogers	TEX	H	5	0	2
21	July 28/98	N	Shannon Stewart	CF	3	Eric Gunderson	TEX	H	8	1	1
22	Sept. 7/98	D	Shannon Stewart	LF	1	Steve Karsay	CLE	H	3	2	2
23	Sept. 22/98	N	Tony Fernandez	3B	6	Mike Mussina	BAL	H	4	0	1
24	Aug. 6/99	N	Carlos Delgado	DH	5	Jeff Zimmerman	TEX	A	8	0	1
25	July 7/01	D	Cesar Izturis	2B	9	Guillermo Mota	MON	H	6	1	1
26	May 11/02	D	Raul Mondesi	RF	5	Barry Zito	OAK	A	6	0	2
27	July 17/02	N	Ken Huckaby	C	8	Jason Johnson	BAL	H	2	1	1
28	Sept. 13/03	D	Greg Myers	DH	5	Pat Hentgen	BAL	H	4	1	2
29	July 7/10	N	Jose Bautista	RF	3	Kevin Slowey	MIN	H	5	1	2
30	May 6/17	D	Ezequiel Carrera	LF	2	Jake Odorizzi	TB	A	1	0	1

## OPPONENTS (36)

	DATE	BATTER	TEAM	PITCHER	CITY	IN	ON
1	May 5/77	Cecil Cooper	MIL	Jerry Garvin	TOR	5	1
2	July 23/77	Alan Bannister	CWS	Dave Lemanczyk	TOR	3	0
3	July 25/77	Ron LeFlore	DET	Mike Willis	DET	6	0
4	April 7/79	Amos Otis	KC	Jim Clancy	KC	1	1
5	May 8/79	Ken Landreaux	MIN	Balor Moore	MIN	7	0
6	June 10/79	Jim Essian	OAK	Mike Willis	OAK	5	3
7	Aug. 15/80	George Brett	KC	Jesse Jefferson	KC	1	2
8	Aug. 20/80	Mike Cabbage	MIN	Jackson Todd	MIN	6	1
9	June 9/81	Wayne Nordhagen	CWS	Luis Leal	CWS	4	1
10	July 21/82	Willie Wilson	KC	Dale Murray	TOR	8	1
11	Sept. 30/82	Kent Hrbek	MIN	Luis Leal	TOR	1	1
12	May 25/83	Kirk Gibson	DET	Jim Gott	TOR	1	1
13	Sept. 27/83	Gary Pettis	CAL	Luis Leal	CAL	2	0
14	July 4/84	Rob Picciolo	CAL	Dave Stieb	TOR	3	0
15	Oct. 2/85	Kirk Gibson	DET	Dave Stieb	DET	6	0
16	June 29/87	Ron Kittle	NYA	John Cerutti	TOR	1	1
17	April 7/88	Kurt Stillwell	KC	Jim Clancy	KC	6	1
18	May 27/88	Ivan Calderon	CWS	Mike Flanagan	TOR	7	0
19	Sept. 4/88	Jim Sundberg	TEX	Frank Willis	TOR	4	0
20	July 17/93	Brian McRae	KC	Danny Cox	TOR	9	1
21	July 21/94	Rusty Greer	TEX	Pat Hentgen	TOR	2	0
22	May 24/97	Darin Erstad	ANA	Woody Williams	TOR	3	0
23	July 26/98	Nomar Garciaparra	BOS	Pat Hentgen	BOS	7	2
24	June 20/03	Endy Chavez	MON	Jeff Tam	MON	8	0
25	Aug. 26/03	Kevin Millar	BOS	Aquilino Lopez	BOS	9	0
26	April 6/05	Carl Crawford	TB	Josh Towers	TB	3	0
27	July 5/05	Bobby Crosby	OAK	Pete Walker	TOR	6	1
28	June 19/08	Prince Fielder	MIL	A.J. Burnett	MIL	5	0
29	July 4/10	Brett Gardner	NYN	Brandon Morrow	NYN	6	1
30	June 6/11	Drew Stubbs	CIN	Jo-Jo Reyes	CIN	6	0
31	Sept. 25/11	Ben Zobrist	TB	Brett Cecil	TB	1	0
32	Aug. 2/14	Jon Singleton	HOU	Brett Cecil	HOU	8	1
33	June 25/16	Brett Lawrie	CWS	RA Dickey	CWS	2	0
34	Aug. 19/16	Tyler Naquin	CLE	Roberto Osuna	CLE	9	0
35	June 21/17	Joey Gallo	TEX	Joe Biagini	TEX	5	0
36	May 28/19	Avisail Garcia	TB	Clayton Richard	TB	3	0



## BLUE JAYS (122)

PLAYER	TIMES	LAST DATE	OPP.	PLAYER	TIMES	LAST DATE	OPP.
George Bell	6	6/22/90	NY Yankees	Lloyd Moseby	1	5/10/86	@SEA
Ernie Whitt	5	9/5/88	@DET	Cecil Fielder	1	8/4/87	SEA
Jesse Barfield	4	6/6/87	BAL	Tony Fernandez	1	7/3/88	OAK
Jose Cruz Jr.	4	8/11/01	@ANA	Junior Felix	1	6/4/89	@BOS
Jose Bautista	4	4/21/17	@LAA	Mark Whitten	1	4/12/91	MIL
Otto Velez	3	5/4/80	CLE	Roberto Alomar	1	5/10/91	CWS
Fred McGriff	3	5/25/90	@SEA	Pat Borders	1	9/24/91	@CAL
Alex S. Gonzalez	3	7/25/01	@BOS	Rob Ducey	1	10/6/91	@MIN
Vernon Wells	3	7/20/06	NY Yankees	Devon White	1	6/1/92	@MIN
Aaron Hill	3	5/27/09	@BAL	Carlos Delgado	1	8/20/96	@KC
Edwin Encarnacion	3	6/10/16	BAL	Kevin Brown	1	8/15/98	ANA
Cliff Johnson	2	6/21/86	NY Yankees	Raul Mondesi	1	9/24/01	@CLE
John Olerud	2	9/17/92	CLE	Josh Phelps	1	4/5/03	@MIN
Ed Sprague	2	8/3/95	@BAL	Reed Johnson	1	6/15/03	CHC
Joe Carter	2	6/1/96	KC	Shea Hillenbrand	1	5/27/06	CWS
Jose Canseco	2	6/10/98	@FLA	Alex Gonzalez	1	5/7/10	@CWS
Tony Batista	2	7/26/99	@CWS	Yunel Escobar	1	4/4/11	OAK
Darrin Fletcher	2	6/1/02	@DET	John McDonald	1	4/22/11	TB
Eric Hinske	2	6/29/02	@MTL	Corey Patterson	1	5/28/11	CWS
Alex Rios	2	5/26/07	@MIN	Brett Lawrie	1	9/5/11	BOS
Gregg Zaun	2	9/6/08	TB	J.P. Arencibia	1	4/5/12	@CLE
Lyle Overbay	2	9/25/10	BAL	Mark DeRosa	1	6/2/13	@SD
Adam Lind	2	6/14/11	BAL	Colby Rasmus	1	9/4/14	@TB
Brett Lawrie	2	5/1/12	TEX	Russell Martin	1	6/13/15	@BOS
Josh Donaldson	2	6/7/17	@OAK	Chris Colabello	1	6/24/15	@TB
Kevin Pillar	2	9/7/18	CLE	Ryan Goins	1	9/1/15	CLE
Justin Smoak	2	6/7/17	@OAK	Steve Pearce	1	7/27/17	OAK
Doug Rader	1	7/13/77	@CWS	Curtis Granderson	1	4/24/18	BOS
Bob Bailor	1	7/15/77	DET	Yangelvis Solarte	1	5/3/18 (1)	@CLE
Dave McKay	1	8/26/78	MIN	Luke Maile	1	5/11/18	BOS
Craig Kuskick	1	8/31/79	SEA	Kendrys Morales	1	6/24/18	@LAA
Roy Howell	1	9/17/80	@NYY	Brandon Drury	1	4/28/19	OAK
Steve Braun	1	9/19/80	@BAL	Rowdy Tellez	1	4/28/19	OAK
John Mayberry	1	4/25/82	BOS	Billy McKinney	1	6/20/19	LAA
Barry Bonnell	1	8/25/83	@BAL	Teoscar Hernandez	1	7/27/19	TB
Willie Upshaw	1	5/10/84	@BAL	Bo Bichette	1	9/13/19	NY Yankees
Buck Martinez	1	6/6/85	DET	Anthony Alford	1	9/23/19	BAL
Rance Mulliniks	1	6/12/85	@NYY				
Damaso Garcia	1	7/29/85	@BAL				
Garth Iorg	1	8/11/85	@KC				
Al Oliver	1	8/11/85	@KC				
				<b>INNING</b>	<b># HIT</b>		
				10	62		
				11	29		
				12	15		
				13	9		
				14	4		
				15	2		
				16	1		

## FIRST MAJOR LEAGUE HIT AS A HOME RUN

There have been nine Blue Jays to have record a home run for their first Major League hit...They are as follows:

Devon Travis	— April 6, 2015 at NYY
J.P. Arencibia	— Aug. 7, 2010 vs. TB
Ryan Roberts	— Aug. 3, 2006 at NYY
Mark Hendrickson (pitcher)	— June 21, 2003 at MON
Junior Felix	— May 4, 1989 vs. CAL
Kelly Gruber	— Sept. 25, 1984 at BOS
Anthony Johnson	— May 24, 1982 vs. BAL
Steve Staggs	— July 1, 1977 vs. TEX
Al Woods	— April 7, 1977 vs. CWS

## HOME RUNS, FIRST MAJOR LEAGUE AT-BAT

When **AL WOODS** batted for Steve Bowling in the 5th inning on Apr. 7, 1977, he became the 11th player in Major League history to hit a home run as a pinch-hitter in his first at-bat.

**JUNIOR FELIX** became the 11th Major League player to homer on his first big-league pitch on May 4, 1989 vs. California's Kirk McCaskill (solo).

**J.P. ARENCIBIA** became the 3rd Blue Jay to homer in his first MLB plate appearance and 2nd to do so on the first pitch, on Aug. 7, 2010, off Tampa Bay's James Shields (2R)...Became the 5th player in MLB history to hit two homers in his first game and was the first catcher to do so.



## WALK-OFF HOME RUNS (TOR – 86/OPP. – 97)

The Toronto Blue Jays have recorded 86 total walk-off home runs in franchise history...On July 30, 2017 vs. LAA, Steve Pearce capped a dramatic 9th-inning comeback with a walk-off grand slam as the Blue Jays overcame a 10-4 deficit to earn an 11-10 victory...Pearce hit a walk-off grand slam three days earlier in the Jays' 8-4 win in 10 innings against OAK...That is the shortest span between walk-off grand slams by any player in Major League history, the previous shortest being 100 days by the Mariners' Jim Presley in 1986...Pearce, Presley, and Cy Williams for the 1926 Phillies are the only players to have hit two walk-off grand slams in the same season (*courtesy of Elias*)...There have been four walk-off grand slams in team history (Steve Pearce – 2x, 7/30/17 vs. LAA & 7/27/17 vs. OAK; Gregg Zaun – 9/6/08 vs. TB, 13th inning; George Bell – 9/4/88 vs. TEX, 9th inning)...On June 15, 2003 vs. CHC, Reed Johnson hit a leadoff home run and ended the game in the 10th inning with a walk-off blast, becoming then just the 4th player in MLB history to accomplish that feat...The most walk-off home runs hit in a single season by Toronto is six, accomplished in 2011 and again in 2019...In 2015, Josh Donaldson set an in club record with three walk-off home runs...Cecil Fielder is the only Blue Jay to hit a pinch-hit walk-off home run, which he accomplished on Sept. 4, 1987 vs. SEA (10th inning-solo HR).

### WALK-OFF HR (86)

PLAYER	TIMES	LAST DATE	OPP.	PLAYER	TIMES	LAST DATE	OPP.
Edwin Encarnacion	4	6/10/16	BAL	Anthony Alford	1	9/23/19	BAL
Justin Smoak	3	9/20/18	TB	Bo Bichette	1	9/13/19	NYN
Josh Donaldson	3	9/27/15	TB	Teoscar Hernandez	1	7/27/19	TB
Adam Lind	3	6/14/11	BAL	Danny Jansen	1	6/29/19	KC
Vernon Wells	3	7/20/06	NYN	Billy McKinney	1	6/20/19	LAA
Carlos Delgado	3	7/8/04	SEA	Brandon Drury	1	4/26/19	OAK
Joe Carter	3	7/25/96	OAK	Luke Maile	1	5/11/18	BOS
George Bell	3	5/28/89	CWS	Curtis Granderson	1	4/24/18	BOS
Jesse Barfield	3	6/6/87	BAL	Ryan Goins	1	9/1/15	CLE
Kevin Pillar	2	9/7/18	CLE	Corey Patterson	1	5/28/11	CWS
Steve Pearce	2	7/30/17	LAA	John McDonald	1	4/22/11	TB
Kendrys Morales	2	7/26/17	OAK	Yunel Escobar	1	4/5/11	OAK
Brett Lawrie	2	5/1/12	TEX	Gregg Zaun	1	9/6/08	TB
Lyle Overbay	2	9/25/10	BAL	Aaron Hill	1	9/15/06	TB
Reed Johnson	2	5/24/05	BOS	Shea Hillenbrand	1	5/27/06	CWS
Eric Hinske	2	7/14/02	BOS	Orlando Hudson	1	8/10/05	DET
Jose Cruz Jr.	2	8/14/01	OAK	Darrin Fletcher	1	6/30/99	BAL
Tony Batista	2	4/3/00	KC	Mike Stanley	1	5/14/98	ANA
Ernie Whitt	2	8/17/86	TEX	Jose Canseco	1	5/12/98	OAK
Buck Martinez	2	6/14/86	DET	Jacob Brumfield	1	6/25/99	SEA
Lloyd Moseby	2	4/19/83	CLE	Roberto Alomar	1	5/2/95	CWS
Otto Velez	2	5/4/80 (G1)	CLE	William Canate	1	7/18/93	KC
				John Olerud	1	9/17/92	CLE
				Mark Whitten	1	4/12/91	MIL
				Kelly Gruber	1	9/15/90	BAL
				Cecil Fielder	1	9/4/87	SEA
				Damaso Garcia	1	6/27/82	MIN
				Rick Bosetti	1	4/17/80	MIL
				Craig Kusick	1	8/31/79	SEA
				Roy Howell	1	5/26/79	BOS
				Dave McKay	1	8/26/78	MIN
				Bob Bailor	1	7/15/77	DET



## LEADERS

### CAREER RECORD

Carlos Delgado	9
George Bell	7
Edwin Encarnacion	6
Vernon Wells	5
Joe Carter	4
Darrin Fletcher	4

### SEASON RECORD

Carlos Delgado	3	1997
Darrin Fletcher	3	2000
Edwin Encarnacion	3	2015
Roy Howell	2	1979
George Bell	2	1985
George Bell	2	1987
Jesse Barfield	2	1988
Ed Sprague	2	1995
Joe Carter	2	1997
Carlos Delgado	2	1998
Tony Batista	2	2000
Carlos Delgado	2	2000
Brad Fullmer	2	2001
Raul Mondesi	2	2001
Carlos Delgado	2	2003
Vernon Wells	2	2003
Josh Phelps	2	2004
Vernon Wells	2	2006
Frank Thomas	2	2007
Jose Bautista	2	2010
Adam Lind	2	2011
Edwin Encarnacion	2	2013
Josh Donaldson	2	2016
Steve Pearce	2	2017
Ryan Goins	2	2017
Curtis Granderson	2	2018
Justin Smoak	2	2018
Vladimir Guerrero Jr.	2	2019
Rowdy Tellez	2	2019

### SINGLE SEASON

9	2000
8	1989
8	2019
7	1997
7	2006
7	2008
7	2017
7	2018



## FIRST HOME RUN AS A BLUE JAY TO BE A GRAND SLAM

Rick Bosetti  
Glenallen Hill  
Dick Schofield  
Chris Gomez  
Frank Thomas

May 7, 1978 vs. SEA  
Sept. 1, 1989 vs. MIN  
May 28, 1994 vs. CAL  
April 22, 2004 vs. BOS  
April 7, 2007 vs. TB

Joe Inglett  
Kevin Millar  
Yunel Escobar  
Kendrys Morales

June 19, 2008 vs. MIL  
April 16, 2009 vs. MIN  
July 18, 2010 vs. BAL  
April 6, 2017 vs. TB

## YOUNGEST BLUE JAYS TO HIT A GRAND SLAM, ALL-TIME

Vladimir Guerrero Jr.  
20 years, 126 days  
Vladimir Guerrero Jr.  
20 years, 136 days  
Brett Lawrie  
21 years, 204 days  
Junior Felix  
21 years, 242 days  
Jesse Barfield  
22 years, 177 days

July 20, 2019 at DET  
July 30, 2019 at KC  
Aug. 10, 2011 vs. OAK  
June 2, 1989 vs. BOS  
April 24, 1982 vs. BOS

Anthony Gose  
23 years, 31 days  
Rowdy Tellez  
24 years, 38 days  
Devon Travis  
24 years, 71 days  
Rowdy Tellez  
24 years, 88 days  
Vernon Wells  
24 years, 122 days

Sept. 10, 2013 vs. LAA  
April 23, 2019 vs. SF  
May 3, 2015 at CLE  
June 12, 2019 at BAL  
April 9, 2003 vs. BOS

## GRAND SLAM RECORD

### BLUE JAYS (159)

PLAYER	TIMES	LAST	TEAM	PLAYER	TIMES	LAST	TEAM
Carlos Delgado	9	9/28/2003	CLE	Randal Grichuk	1	9/18/2019	@BAL
George Bell	7	4/11/1990	TEX	Brandon Drury	1	8/12/2019	TEX
Edwin Encarnacion	6	8/29/2015	DET	Cavan Biggio	1	6/29/2019	KC
Vernon Wells	5	8/13/2008	@DET	Freddy Galvis	1	6/24/2019	@NYY
Darrin Fletcher	4	5/26/2000	@DET	Yangervis Solarte	1	5/3/2018 (G1)	@CLE
Joe Carter	4	7/23/1997	MIL	Kendrys Morales	1	4/6/2017	@TB
Justin Smoak	3	8/31/2018	@MIA	Anthony Gose	1	9/10/2013	LAA
Devon Travis	3	7/11/2018	@ATL	Aaron Hill	1	5/29/2011	CWS
Josh Donaldson	3	4/9/2018	@BAL	Yunel Escobar	1	7/18/2010	@BAL
Jose Bautista	3	8/5/2015	MIN	Kevin Millar	1	4/16/2009	@MIN
Adam Lind	3	8/13/2011	LAA	Joe Inglett	1	6/19/2008	@MIN
Gregg Zaun	3	9/6/2008	TB	Brad Wilkerson	1	5/24/2008	KC
Frank Thomas	3	4/6/2008	BOS	Russ Adams	1	9/19/2007	BOS
Tony Fernandez	3	9/9/2001	NYY	Bengie Molina	1	8/27/2006	@KC
Brad Fulmer	3	7/6/2006	MTL	Troy Glaus	1	7/29/2006	OAK
Tony Batista	3	7/3/2000	@BAL	John McDonald	1	7/25/2006	@SEA
Ed Sprague	3	7/3/1996	BAL	Lyle Overbay	1	5/10/2006	OAK
Lloyd Moseby	3	7/22/1989	@SEA	Reed Johnson	1	7/1/2005	@BOS
Ernie Whitt	3	6/4/1989	@BOS	Gabe Gross	1	9/5/2004	OAK
Jesse Barfield	3	9/13/1988	DET	Chris Woodward	1	8/20/2004	@BAL
Vladimir Guerrero Jr.	2	7/30/2019	@KC	Chris Gomez	1	4/22/2004	BOS
Rowdy Tellez	2	6/12/2019	@BAL	Eric Hinske	1	7/4/2003	@BAL
Curtis Granderson	2	8/15/2018	@KC	Jose Cruz Jr.	1	10/5/2001	CLE
Ryan Goins	2	9/22/2017	NYY	Marty Cordova	1	7/16/2000	NYM
Steve Pearce	2	7/30/2017	LAA	Jose Canseco	1	7/19/1998	NYY
Troy Tulowitzki	2	5/29/2017	CIN	Benito Santiago	1	8/11/1997	DET
Colby Rasmus	2	5/4/2014	@PIT	Charlie O'Brien	1	5/14/1997	@DET
Brett Lawrie	2	4/15/2014	@MIN	Devon White	1	8/25/1995	CWS
J.P. Arencibia	2	9/14/2012	@BAL	Paul Molitor	1	7/5/1994	@MIN
Rod Barajas	2	8/24/2009	TB	Dick Schofield	1	5/28/1994	CAL
Matt Stairs	2	5/14/2008	MIN	Roberto Alomar	1	8/29/1993	@SEA
Josh Phelps	2	7/7/2004	SEA	Dave Winfield	1	5/7/1992	@SEA
Raul Mondesi	2	6/29/2001	BOS	Fred McGriff	1	7/21/1989	@SEA
Shawn Green	2	7/19/1999	ATL	Pat Borders	1	7/7/1989	@DET
John Olerud	2	5/27/1996	CWS	Junior Felix	1	6/2/1989	@BOS
Kelly Gruber	2	9/1/1992	CWS	Rance Mulliniks	1	5/2/1989	OAK
Glenallen Hill	2	8/14/1990	@CWS	Buck Martinez	1	6/5/1983	@BAL
Willie Upshaw	2	6/23/1987	@DET	Otto Velez	1	5/4/1980	CLE
Barry Bonnell	2	5/1/1983	CWS	Rick Bosetti	1	5/7/1978	@SEA
Rico Carty	2	9/7/1979	@CLE	Hector Torres	1	6/27/1977	NYY
Roy Howell	2	8/27/1979	OAK				



# POSTSEASON AND ALL-STAR HOMERS

## BLUE JAYS (56 POSTSEASON)

### WORLD SERIES

DATE	BATTER	PITCHER	OPP	CITY	IN	ON	DATE	BATTER	PITCHER	OPP	CITY	IN	ON
1 Oct. 17/92	Joe Carter	Tom Glavine	ATL	ATL	4	0	7 Oct. 16/93	Devon White	Curt Schilling	PHI	TOR	5	0
2 Oct. 18/92	Ed Sprague	Jeff Reardon	ATL	ATL	9	1	8 Oct. 16/93	John Olerud	Curt Schilling	PHI	TOR	6	0
3 Oct. 20/92	Joe Carter	Steve Avery	ATL	TOR	4	0	9 Oct. 17/93	Joe Carter	Terry Mulholland	PHI	TOR	4	1
4 Oct. 20/92	Kelly Gruber	Steve Avery	ATL	TOR	8	0	10 Oct. 19/93	Paul Molitor	Danny Jackson	PHI	PHI	3	0
5 Oct. 21/92	Pat Borders	Tom Glavine	ATL	TOR	3	0	11 Oct. 23/93	Paul Molitor	Terry Mulholland	PHI	TOR	5	0
6 Oct. 24/92	Candy Maldonado	Steve Avery	ATL	ATL	4	0	12 Oct. 23/93	Joe Carter	Mitch Williams	PHI	TOR	9	2

### LEAGUE CHAMPIONSHIP SERIES

DATE	BATTER	PITCHER	OPP	CITY	IN	ON	DATE	BATTER	PITCHER	OPP	CITY	IN	ON
1 Oct. 11/85	Rance Mulliniks	Bret Saberhagen	KC	KCA	5	1	14 Oct. 12/92	Dave Winfield	Dave Stewart	OAK	OAK	4	0
2 Oct. 11/85	Jesse Barfield	Bret Saberhagen	KC	KCA	5	1	15 Oct. 14/92	Joe Carter	Mike Moore	OAK	TOR	1	1
3 Oct. 03/89	Ernie Whitt	Dave Stewart	OAK	OAK	4	0	16 Oct. 14/92	Candy Maldonado	Mike Moore	OAK	TOR	3	2
4 Oct. 08/89	Lloyd Moseby	Dave Stewart	OAK	TOR	8	0	17 Oct. 05/93	Paul Molitor	Jack McDowell	CWS	CWS	7	1
5 Oct. 08/89	George Bell	Dave Stewart	OAK	TOR	9	0	18 Oct. 12/93	Devon White	Scott Radinsky	CWS	CWS	9	0
6 Oct. 11/91	Joe Carter	Scott Erickson	MIN	TOR	1	0	19 Oct. 19/15	Troy Tulowitzki	Johnny Cueto	KC	TOR	3	2
7 Oct. 07/92	Pat Borders	Dave Stewart	OAK	TOR	5	0	20 Oct. 19/15	Josh Donaldson	Kris Medlen	KC	TOR	3	1
8 Oct. 07/92	Dave Winfield	Dave Stewart	OAK	TOR	6	0	21 Oct. 19/15	Ryan Goins	Kris Medlen	KC	TOR	5	0
9 Oct. 08/92	Kelly Gruber	Mike Moore	OAK	TOR	5	1	22 Oct. 21/15	Chris Colabello	Edinson Volquez	KC	TOR	2	0
10 Oct. 10/92	Roberto Alomar	Ron Darling	OAK	OAK	4	0	23 Oct. 23/15	Jose Bautista	Yordano Ventura	KC	KC	4	0
11 Oct. 10/92	Candy Maldonado	Ron Darling	OAK	OAK	5	0	24 Oct. 23/15	Jose Bautista	Ryan Madison	KC	KC	8	1
12 Oct. 11/92	John Olerud	Bob Welch	OAK	OAK	2	0	25 Oct. 17/16	Michael Saunders	Dan Otero	CLE	TOR	2	0
13 Oct. 11/92	Roberto Alomar	Dennis Eckersley	OAK	OAK	9	1	26 Oct. 18/15	Josh Donaldson	Corey Kluber	CLE	TOR	3	0

### LEAGUE DIVISION SERIES

DATE	BATTER	PITCHER	OPP	CITY	IN	ON	DATE	BATTER	PITCHER	OPP	CITY	IN	ON
1 Oct. 8/15	Jose Bautista	Keone Kela	TEX	TOR	6	0	9 Oct. 6/16	Jose Bautista	Jake Diekmann	TEX	TEX	9	2
2 Oct. 9/15	Josh Donaldson	Cole Hamels	TEX	TOR	1	0	10 Oct. 6/16	Melvin Upton	Cole Hamels	TEX	TEX	4	0
3 Oct. 11/15	Troy Tulowitzki	Chi Chi Gonzalez	TEX	TEX	6	2	11 Oct. 7/16	Troy Tulowitzki	Yu Darvish	TEX	TEX	2	1
4 Oct. 12/15	Josh Donaldson	Derek Holland	TEX	TEX	1	1	12 Oct. 7/16	Kevin Pillar	Yu Darvish	TEX	TEX	5	0
5 Oct. 12/15	Chris Colabello	Derek Holland	TEX	TEX	1	0	13 Oct. 7/16	Ezequiel Carrera	Yu Darvish	TEX	TEX	5	0
6 Oct. 12/15	Kevin Pillar	Derek Holland	TEX	TEX	2	0	14 Oct. 7/16	Edwin Encarnacion	Yu Darvish	TEX	TEX	5	0
7 Oct. 14/15	Edwin Encarnacion	Cole Hamels	TEX	TOR	6	0	15 Oct. 9/16	Edwin Encarnacion	Colby Lewis	TEX	TOR	1	1
8 Oct. 14/15	Jose Bautista	Sam Dyson	TEX	TOR	7	3	16 Oct. 9/16	Russell Martin	Colby Lewis	TEX	TOR	1	0

### WILD CARD GAME

DATE	BATTER	PITCHER	OPP	CITY	IN	ON	DATE	BATTER	PITCHER	OPP	CITY	IN	ON
1 Oct. 4/16	Jose Bautista	Chris Tillman	BAL	TOR	2	0	2 Oct. 4/16	Edwin Encarnacion	Ubaldo Jimenez	BAL	TOR	11	2

### ALL-STAR GAME

DATE	BATTER	PITCHER	PTM	CITY	IN	ON
1 July 13/93	Roberto Alomar	Andy Benes	SDN	BAL	3	0

### FIRST TO 100 HOME RUNS

In 2014, the Blue Jays became the first team in the Majors to reach 100 home runs in a season for the 3rd time in franchise history.

Year	Game	Date	Opponent
1990	75	June 28	Boston
2010	65	June 14	San Diego
2014	76	June 21	Cincinnati





## OPPONENTS (55 POSTSEASON)

### WORLD SERIES

DATE	BATTER	TM	PITCHER	CITY	IN	ON	DATE	BATTER	TM	PITCHER	CITY	IN	ON
1 Oct. 17/92	Damon Berryhill	ATL	Jack Morris	ATL	6	2	6 Oct. 19/93	Milt Thompson	PHI	Duane Ward	PHI	9	0
2 Oct. 22/92	David Justice	ATL	Jack Morris	TOR	4	0	7 Oct. 20/93	Lenny Dykstra	PHI	Todd Stottlemire	PHI	2	1
3 Oct. 22/92	Lonnie Smith	ATL	Jack Morris	TOR	5	3	8 Oct. 20/93	Lenny Dykstra	PHI	Al Leiter	PHI	5	1
4 Oct. 17/93	Jim Eisenreich	PHI	Dave Stewart	TOR	3	2	9 Oct. 20/93	Darren Daulton	PHI	Al Leiter	PHI	5	1
5 Oct. 17/93	Lenny Dykstra	PHI	Tony Castillo	TOR	7	0	10 Oct. 23/93	Lenny Dykstra	PHI	Dave Stewart	TOR	7	2

### LEAGUE CHAMPIONSHIP SERIES

DATE	BATTER	TM	PITCHER	CITY	IN	ON	DATE	BATTER	TM	PITCHER	CITY	IN	ON
1 Oct. 09/85	Willie Wilson	KC	Jimmy Key	TOR	3	1	21 Oct. 12/92	Ruben Sierra	OAK	David Cone	OAK	1	1
2 Oct. 09/85	Pat Sheridan	KC	Tom Henke	TOR	9	0	22 Oct. 09/93	Lance Johnson	CWS	Todd Stottlemire	TOR	2	1
3 Oct. 11/85	George Brett	KC	Doyle Alexander	KC	1	0	23 Oct. 09/93	Frank Thomas	CWS	Todd Stottlemire	TOR	6	0
4 Oct. 11/85	Jim Sundberg	KC	Doyle Alexander	KC	5	0	24 Oct. 10/93	Ellis Burks	CWS	Juan Guzman	TOR	5	0
5 Oct. 11/85	George Brett	KC	Doyle Alexander	KC	6	1	25 Oct. 10/93	Robin Ventura	CWS	Duane Ward	TOR	9	1
6 Oct. 15/85	George Brett	KC	Doyle Alexander	TOR	5	0	26 Oct. 12/93	Warren Newson	CWS	Duane Ward	CHA	9	0
7 Oct. 16/85	Pat Sheridan	KC	Dave Stieb	TOR	4	0	27 Oct. 16/15	Salvador Perez	KC	Marco Estrada	KC	4	0
8 Oct. 03/89	Dave Henderson	OAK	Dave Stieb	OAK	2	0	28 Oct. 19/15	Kendrys Morales	KC	Roberto Osuna	KC	9	1
9 Oct. 03/89	Mark McGwire	OAK	Dave Stieb	OAK	6	0	29 Oct. 20/15	Ben Zobrist	KC	R.A. Dickey	TOR	1	1
10 Oct. 04/89	Dave Parker	OAK	Todd Stottlemire	OAK	6	0	30 Oct. 20/15	Alex Rios	KC	R.A. Dickey	TOR	2	0
11 Oct. 06/89	Dave Parker	OAK	Jimmy Key	TOR	4	0	31 Oct. 21/15	Salvador Perez	KC	Marco Estrada	TOR	8	0
12 Oct. 07/89	Rickey Henderson	OAK	Mike Flanagan	TOR	3	1	32 Oct. 23/15	Ben Zobrist	KC	David Price	KC	1	0
13 Oct. 07/89	Jose Canseco	OAK	Mike Flanagan	TOR	3	0	33 Oct. 23/15	Mike Moustakas	KC	David Price	KC	2	0
14 Oct. 07/89	Rickey Henderson	OAK	Mike Flanagan	TOR	5	1	34 Oct. 14/16	Francisco Lindor	CLE	Marco Estrada	CLE	6	1
15 Oct. 11/91	Mike Pagliarulo	MIN	Mike Timlin	TOR	10	0	35 Oct. 15/16	Carlos Santana	CLE	JA Happ	CLE	2	0
16 Oct. 12/91	Kirby Puckett	MIN	Todd Stottlemire	TOR	4	0	36 Oct. 17/16	Mike Napoli	CLE	Marcus Stroman	TOR	4	0
17 Oct. 13/91	Kirby Puckett	MIN	Tom Candiotti	TOR	1	0	37 Oct. 17/16	Jason Kipnis	CLE	Marcus Stroman	TOR	6	0
18 Oct. 07/92	Mark McGwire	OAK	Jack Morris	TOR	2	1	38 Oct. 17/16	Carlos Santana	CLE	Marco Estrada	TOR	3	0
19 Oct. 07/92	Terry Steinbach	OAK	Jack Morris	TOR	2	0	39 Oct. 17/16	Coco Crisp	CLE	Marco Estrada	TOR	4	0
20 Oct. 07/92	Harold Baines	OAK	Jack Morris	TOR	9	0							

### LEAGUE DIVISION SERIES

DATE	BATTER	TM	PITCHER	CITY	IN	ON	DATE	BATTER	TM	PITCHER	CITY	IN	ON
1 Oct. 08/15	Robinson Chirinos	TEX	David Price	TOR	5	1	4 Oct. 9/16	Elvis Andrus	TEX	Aaron Sanchez	TOR	3	0
2 Oct. 08/15	Rounded Odor	TEX	David Price	TOR	7	0	5 Oct. 9/16	Rounded Odor	TEX	Aaron Sanchez	TOR	4	1
3 Oct. 14/15	Shin-Soo Choo	TEX	Marcus Stroman	TOR	3	0							

### WILD CARD GAME

DATE	BATTER	PITCHER	OPP	CITY	IN	ON
1 Oct. 4/16	Mark Trumbo	Marcus Stroman	BAL	TOR	4	1

### ALL-STAR GAME

DATE	BATTER	TM	PITCHER	CITY	IN	ON
1 July 10/84	Gary Carter	MON	Dave Stieb	SF	2	0
1 July 17/18	Joey Votto	CIN	J.A. Happ	MIA	10	0

### 2010 HOME RUN FACTS

- Led the Majors with a club-record 257 home runs
- Hit 46 more HR than the next best team (BOS - 211), The largest gap in the Majors since 1968
- The 257 HR ranks T-8th most in MLB history for a single season
- Hit a franchise-record 146 HR at home, which ranks as the 4th most by any club in the Majors
- Matched a team record (also 2000) with seven players recording at least 20+ HR in a season
- Were the 1st club in MLB history to have 20+ HR from each defensive position (including DH)
- Hit 257 HR and allowed 150 HR, making for a differential of +107 which represented the 2nd best mark in MLB history (1927 Yankees were +116)





**OPPONENTS**

**CAVAN BIGGIO**



# OPPONENTS

## LEADING OPPONENTS VS. BLUE JAYS

	2019	Record
Batting Average (30 AB)	.426 Rafael Devers, BOS	.541 Vladimir Guerrero, TEX-2010
Most Hits	32 DJ LeMahieu, NYY	34 Jacoby Ellsbury, BOS-2011
Most Doubles	8 Xander Bogaerts, BOS	11 Mike Lowell, BOS-2006
Most Home Runs	8 Rafael Devers, BOS	10 Aaron Judge, NYY-2017
	Austin Meadows, TB	
Most RBI	28 Rafael Devers, BOS	28 Rafael Devers, BOS-2019
Most Times Striking Out	28 Jackie Bradley Jr., BOS	33 Chris Davis, BAL-2017
Most Walks	18 Mookie Betts, BOS	19 Mickey Tettleton, DET-1992
		Jason Giambi, NYY-2003
		Alex Rodriguez, NYY-2005
Most Stolen Bases	5 Jose Ramirez, CLE	13 Rickey Henderson, NYY-1988
Most Wins	3 Ryan Yarbrough, TB	4 19 players, last: David Price, BOS and Luis Severino, NYY-2018
Most Losses	3 Gabriel Ynoa, BAL	4 6 players, last: Chris Tillman, BAL-2015
Most Appearances	13 Chaz Roe, TB	14 Alan Embree, BOS-NYY-2005
Most Complete Games	1 Four Players	4 Mike Flanagan, BAL-1978
		Mike Norris, OAK-1980
Most Saves	5 Aroldis Chapman, NYY	9 Craig Kimbrel, BOS-2018
Most Innings Pitched	25.0 Masahiro Tanaka, NYY	42.1 Jon Lester, BOS-2013
Most Hits Allowed	25 Chris Sale, BOS	43 Mike Flanagan, BAL-1978
Most Earned Runs Allowed	17 Yonny Chirinos, TB	33 Chris Tillman, BAL-2015
Most Home Runs Allowed	7 Gabriel Ynoa, BAL	10 Chris Tillman, BAL-2015
Most Strikeouts	28 Chris Sale, BOS	46 Hideo Nomo, BOS-2001
Most Base on Balls	10 Dylan Bundy, BAL	20 Nolan Ryan, CAL-1977
		Tanyon Sturtze, TB-2002



## LOW HIT GAMES VS. BLUE JAYS

### NO-HIT GAMES

May 15/81	— Len Barker, Toronto 0 at Cleveland 3 - Perfect Game
June 29/90	— Dave Stewart, Oakland 5 at Toronto 0
May 1/91	— Nolan Ryan, Toronto 0 at Texas 3
May 7/11	— Justin Verlander, Detroit 9 at Toronto 0
May 8/18	— James Paxton, Seattle 5 at Toronto 0
Sept. 1/19	— Justin Verlander, Houston 2 at Toronto 0

### ONE-HIT GAMES

Sept. 3/78	— Chris Knapp, California 3 at Toronto 1, Horton homer in 2nd
July 7/79	— Doc Medich (6.2 IP), Jim Kern (2.1 IP), Toronto 0 at Texas 2, Mayberry single in 2nd
April 30/80	— Larry Gura, Kansas City 3 at Toronto 0, Garcia single in 6th
June 6/80	— Geoff Zahn, Toronto 0 at Minnesota 5, Mayberry single in 7th
Sept. 26/80	— Dennis Eckersley, Boston 3 at Toronto 1, Mayberry home run in 5th
May 27/83	— John Tudor, Boston 2 at Toronto 0, Collins single in 4th
Aug. 13/84	— Mike Boddicker, Baltimore 2 at Toronto 1, Mulliniks double in 3rd
April 23/89	— Nolan Ryan, Texas 4 at Toronto 1, Liriano triple in 9th
April 28/89	— Kirk McCaskill, Toronto 0 at California 9, Liriano double in 9th
Sept. 30/92	— Frank Viola, Boston 1 at Toronto 0, White single in 9th
July 28/97	— Steve Woodard (8.0 IP), Mike Fetters (1.0 IP), Toronto 0 at Milwaukee 1 (G1), Otis Nixon single in 1st
May 25/01	— Hideo Nomo, Toronto 0 at Boston 4, Shannon Stewart double in 4th
June 15/05	— Chris Carpenter, Toronto 0 vs St. Louis 7, Alex Rios single in 2nd
May 10/13	— Jon Lester, Toronto 0 at Boston 5, Maicer Izturis double in 6th
July 24/19	— Shane Bieber, Cleveland 4 at Toronto 0, Eric Sogard double in 7th



# OPPONENTS ALL-TIME LEADERS VS. TORONTO

## RUNS

1. Derek Jeter.....	186
2. Rickey Henderson.....	164
3. Alex Rodriguez.....	160
4. David Ortiz.....	159
5. Johnny Damon.....	146

## HITS

1. Derek Jeter.....	341
2. Robin Yount.....	263
3. David Ortiz.....	258
4. Johnny Damon.....	250
5. Alex Rodriguez.....	248

## HOME RUNS

1. David Ortiz.....	62
2. Alex Rodriguez.....	58
3. Manny Ramirez.....	54
4. Chris Davis.....	42
5. Jose Canseco.....	41

## RBI

1. David Ortiz.....	192
2. Alex Rodriguez.....	178
3. Manny Ramirez.....	140
4. Harold Baines.....	131
5. Robin Yount.....	129
Cal Ripken.....	129

## WALKS

1. Rickey Henderson.....	149
2. David Ortiz.....	140
3. Wade Boggs.....	131
4. Manny Ramirez.....	112
Alex Rodriguez.....	112

## EXTRA BASE HITS

1. David Ortiz.....	134
2. Alex Rodriguez.....	108
3. George Brett.....	89
4. Manny Ramirez.....	85
5. Rafael Palmeiro.....	84

## STOLEN BASES

1. Rickey Henderson.....	110
2. Carl Crawford.....	53
3. Willie Wilson.....	48
4. Kenny Lofton.....	42
5. Paul Molitor.....	40

## BATTING AVERAGE (MIN. 100 GAMES)

1. Wally Joyner.....	.345
2. Valdimir Guerrero.....	.333
3. Robin Yount.....	.330
4. Wade Boggs.....	.327
5. Ichiro Suzuki.....	.325

## ON BASE PERCENTAGE (MIN. 100 GAMES)

1. Wade Boggs.....	.431
2. Wally Joyner.....	.417
3. Frank Thomas.....	.415
4. Rickey Henderson.....	.412
5. Mark McLemore.....	.406

## SLUGGING PERCENTAGE (MIN. 100 GAMES)

1. Ken Griffey Jr.....	.600
2. Jose Canseco.....	.595
3. Albert Belle.....	.593
4. Vladimir Guerrero.....	.569
5. Manny Ramirez.....	.558

## O' CANADA

The Blue Jays have posted an overall record of 15-26 in games which occur on Canada Day (July 1). The Jays are 13-17 at home (2-7 at Exhibition Stadium/11-10 at Rogers Centre) and are 2-9 on the road. Toronto did not play a game on Canada Day in 1981 and 1993.

The Blue Jays are 1-5 vs. BAL, 2-5 vs. BOS, 1-2 vs. CLE, 1-2 vs. DET, 1-1 vs. KC, 0-1 vs. LAA, 1-0 vs. MIL, 0-1 vs. MON, 1-0 vs. NYM, 0-2 vs. NYY, 2-1 vs. OAK, 1-1 vs. PHI, 1-4 vs. SEA, 2-0 vs. TB, and 1-1 vs. TEX on Canada Day.





## BALTIMORE ORIOLES

### Oriole Park at Camden Yards

333 West Camden St. Baltimore, MD 21201

**2019 Record, Finish:** 54-108, 5th in AL East (-49.0 games)

#### Blue Jays vs. Orioles

2019 vs. BAL	11-8
2019 at TOR	4-5
2019 at BAL	7-3

All-Time vs. BAL	352-305
All-Time at TOR	195-132
All-Time at BAL	157-173

at Exhibition Stadium	41-35
at Rogers Centre	154-97
at Camden Yards	118-115
at Memorial Stadium	39-58

#### Longest Winning Streaks

by Toronto ..... 13 games  
(April 11, 1999-May 10, 2000)

by Baltimore ..... 15 games  
(Sept. 8, 1978-Sept. 6, 1979)

#### Series Sweeps at Toronto

##### Last by Toronto

3-game	Aug. 20-22, 2018
4-game	June 7-10, 2018

##### Last by Baltimore

3-game	April 22-24, 2005
4-game	None

#### Series Sweeps at Baltimore

##### Last by Toronto

3-game	Sept. 17-19, 2019
4-game	June 26-29, 1997

##### Last by Baltimore

3-game	Aug. 27-29, 2018
4-game	June 29-July 1, 1979

#### Series Results, Last 10 Years

Year	Home	Road	Total
2019	4-5	7-3	11-8
2018	10-0	4-5	14-5
2017	4-6	3-6	7-12
2016	6-4	4-5	10-9
2015	6-3	5-5	11-8
2014	4-5	4-6	8-11
2013	6-4	3-6	9-10
2012	5-4	2-7	7-11
2011	6-3	6-3	12-6
2010	9-0	6-3	15-3



## BOSTON RED SOX

### Fenway Park

4 Jersey Street, Boston, MA 02215

**2019 Record, Finish:** 84-78, 3rd in AL East (-19.0 games)

#### Blue Jays vs. Red Sox

2019 vs. BOS	8-11
2019 at TOR	4-6
2019 at BOS	4-5

All-Time vs. BOS	290-364
All-Time at TOR	141-186
All-Time at BOS	149-178

at Exhibition Stadium	33-44
at Rogers Centre	108-142
at Fenway Park	149-178

#### Longest Winning Streaks

by Toronto ..... 8 games  
(Aug. 11, 1987-June 11, 1988)

by Boston ..... 11 games  
(April 16-July 11, 2002)

#### Series Sweeps at Toronto

##### Last by Toronto

3-game	April 4-6, 2008
4-game	Sept. 3-6, 1998

##### Last by Boston

3-game	Aug. 28-30, 2017
4-game	May 31-June 3, 2001

#### Series Sweeps at Boston

##### Last by Toronto

3-game	June 12-14, 2015
4-game	None

##### Last by Boston

3-game	Sept. 11-13, 2018
4-game	July 1-4, 2002 (5 games)

#### Series Results, Last 10 Years

Year	Home	Road	Total
2019	4-6	4-5	8-11
2018	3-6	1-9	4-15
2017	1-8	5-5	6-13
2016	4-5	6-4	10-9
2015	4-6	5-4	9-10
2014	5-5	7-2	12-7
2013	4-5	4-6	8-11
2012	4-5	7-2	11-7
2011	5-4	3-6	8-10
2010	2-7	4-5	6-12







## CHICAGO WHITE SOX

### Guaranteed Rate Field

333 West 35th St. Chicago, IL 60616

**2019 Record, Finish:** 72-89, 3rd in AL Central (-28.5 games)

### Blue Jays vs. White Sox

2019 vs. CWS ..... 3-4  
 2019 at TOR ..... 1-2  
 2019 at CWS ..... 2-2

All-Time vs. CWS ..... 210-196-1  
 All-Time at TOR ..... 113-92  
 All-Time at CWS ..... 97-104-1

at Exhibition Stadium ..... 40-33  
 at Rogers Centre ..... 73-59  
 at Guaranteed Rate Field ..... 54-64-1  
 at Comiskey Park ..... 43-40

### Longest Winning Streaks

by Toronto ..... 7 games  
 (2x, last: July 29-Sept. 9, 2008)

by Chicago ..... 6 games  
 (2x, last: July 8, 2015-June 24, 2016)

### Series Sweeps at Toronto

#### Last by Toronto

3-game ..... May 7-9, 2004  
 4-game ..... May 15-18, 2009

#### Last by Chicago

3-game ..... April 25-27, 2016  
 4-game ..... None

### Series Sweeps at Chicago

#### Last by Toronto

3-game ..... Sept. 4-6, 1989  
 4-game ..... None

#### Last by Chicago

3-game ..... Sept. 1-3, 1995  
 4-game ..... None

### Series Results, Last 10 Years

Year	Home	Road	Total
2019	1-2	2-2	3-4
2018	2-1	2-1	4-2
2017	1-2	2-1	3-3
2016	0-3	1-2	1-5
2015	2-1	1-3	3-4
2014	1-3	1-2	2-5
2013	2-2	1-2	3-4
2012	1-3	3-3	4-6
2011	3-1	1-2	4-3
2010	2-2	3-1	5-3



## CLEVELAND INDIANS

### Progressive Field

2401 Ontario St., Cleveland, OH 44115

**2019 Record, Finish:** 93-69, 2nd in AL Central (-8.0 games)

### Blue Jays vs. Indians

2019 vs. CLE ..... 1-6  
 2019 at TOR ..... 1-2  
 2019 at CLE ..... 0-4

All-Time vs. CLE ..... 210-214-2  
 All-Time at TOR ..... 113-99  
 All-Time at CLE ..... 97-115-2

at Exhibition Stadium ..... 44-34  
 at Rogers Centre ..... 69-65  
 at Progressive Field ..... 40-63  
 at Cleveland Stadium ..... 57-52-2

### Longest Winning Streaks

by Toronto ..... 13 games  
 (June 12, 1991-April 21, 1992)

by Cleveland ..... 7 games  
 (2x, last: Aug. 4, 2004-May 14, 2005)

### Series Sweeps at Toronto

#### Last by Toronto

3-game ..... Sept. 15-17, 1989  
 4-game ..... June 21-24, 1991

#### Last by Cleveland

3-game ..... Aug. 8-10, 2008  
 4-game ..... June 20-23, 1977

### Series Sweeps at Cleveland

#### Last by Toronto

3-game ..... May 3-5, 2010  
 4-game ..... Sept. 5-8, 1991

#### Last by Cleveland

3-game ..... July 21-23, 2017  
 4-game ..... April 4-7, 2019

### Series Results, Last 10 Years

Year	Home	Road	Total
2019	1-2	0-4	1-6
2018	2-2	2-1	4-3
2017	2-1	0-3	2-4
2016	2-2	1-2	3-4
2015	2-1	2-2	4-3
2014	2-1	2-1	4-2
2013	1-2	1-2	2-4
2012	2-1	2-1	4-2
2011	1-2	3-1	4-3
2010	1-2	3-4	4-6





## DETROIT TIGERS

### Comerica Park

2100 Woodward Ave., Detroit, MI 48201

**2019 Record, Finish:** 47-114, 5th in AL Central (-53.5 games)

### Blue Jays vs. Tigers

2019 vs. DET	4-3
2019 at TOR	2-2
2019 at DET	2-1

All-Time vs. DET	233-200
All-Time at TOR	126-93
All-Time at DET	107-107

at Exhibition Stadium	37-40
at Rogers Centre	89-53
at Tiger Stadium	71-75
at Comerica Park	36-32

### Longest Winning Streaks

by Toronto .....9 games  
(June 11-Sept. 25, 1989)

by Detroit .....6 games  
(Sept. 24, 1980-April 11, 1981)

### Series Sweeps at Toronto

#### Last by Toronto

3-game	Aug. 28-30, 2015
4-game	None

#### Last by Detroit

3-game	April 5-7, 2004
4-game	May 28-31, 1979

### Series Sweeps at Detroit

#### Last by Toronto

3-game	June 3-5, 2014
4-game	None

#### Last by Detroit

3-game	Aug. 21-23, 2012
4-game	None

### Series Results, Last 10 Years

Year	Home	Road	Total
2019	2-2	2-1	4-3
2018	2-2	1-2	3-4
2017	2-1	1-2	3-3
2016	3-1	1-2	4-3
2015	3-0	1-2	4-2
2014	2-1	3-0	5-1
2013	1-3	1-2	2-5
2012	2-1	0-3	2-4
2011	1-3	1-1	2-4
2010	2-2	2-2	4-4



## HOUSTON ASTROS

### Minute Maid Park

501 Crawford St., Houston, TX 77002

**2019 Record, Finish:** 107-55, 1st in AL West (+10.0 games)

### Blue Jays vs. Astros

2019 vs. HOU	2-4
2019 at TOR	1-2
2019 at HOU	1-2

All-Time vs. HOU	23-30
All-Time at TOR	15-11
All-Time at HOU	8-19

at Rogers Centre	15-11
at Minute Maid Park	8-19

### Longest Winning Streaks

by Toronto .....3 games  
(4x, last: Aug. 13, 2016-July 6, 2017)

by Houston .....7 games  
(Aug. 1, 2014-May 17, 2015)

### Series Sweeps at Toronto

#### Last by Toronto

3-game	June 5-7, 2015
4-game	None

#### Last by Houston

3-game	None
4-game	None

### Series Sweeps at Houston

#### Last by Toronto

3-game	None
4-game	None

#### Last by Houston

3-game	June 10-12, 2005
4-game	May 14-17, 2015

### Series Results, Last 10 Years

Year	Home	Road	Total
2019	1-2	1-2	2-4
2018	1-2	1-2	2-4
2017	2-2	1-2	3-4
2016	2-1	3-1	5-2
2015	3-0	0-4	3-4
2014	2-1	1-3	3-4
2013	3-1	1-2	4-3
2012	0-0	0-0	0-0
2011	1-2	0-0	1-2
2010	0-0	0-0	0-0





## KANSAS CITY ROYALS

### Kauffman Stadium

One Royal Way, Kansas City, MO 64129

**2019 Record, Finish:** 59-103, 4th in AL Central (-42.0 games)

### Blue Jays vs. Royals

2019 vs. KC .....	6-1
2019 at TOR .....	3-1
2019 at KC .....	3-0
All-Time vs. KC .....	211-194
All-Time at TOR .....	115-89
All-Time at KC .....	96-105
at Exhibition Stadium .....	37-35
at Rogers Centre .....	78-54
at Kauffman Stadium .....	96-105

### Longest Winning Streaks

by Toronto .....	5 games
(5x, last: Aug. 2, 2015-Aug. 5, 2016)	
by Kansas City .....	7 games
(2x, last: Aug. 10, 1980-Aug. 17, 1981)	

### Series Sweeps at Toronto

#### Last by Toronto

3-game .....	April 17(DH)-18, 2018
4-game .....	May 23-26, 2008

#### Last by Kansas City

3-game .....	None
4-game .....	None

### Series Sweeps at Kansas City

#### Last by Toronto

3-game .....	July 29-31, 2019
4-game .....	April 20-23, 2012

#### Last by Kansas City

3-game .....	July 2-4, 1993
4-game .....	July 23-25, 1984

### Series Results, Last 10 Years

Year	Home	Road	Total
2019	3-1	3-0	6-1
2018	3-0	2-2	5-2
2017	1-2	1-2	2-4
2016	3-0	1-2	4-2
2015	3-1	1-2	4-3
2014	2-2	1-2	3-4
2013	2-1	2-1	4-2
2012	2-2	4-0	6-2
2011	1-2	2-2	3-4
2010	2-1	1-2	3-3



## LOS ANGELES ANGELS OF ANAHEIM

### Angel Stadium of Anaheim

2000 Gene Autry Way, Anaheim, CA 92806

**2019 Record, Finish:** 72-90, 4th in AL West (-35.0 games)

### Blue Jays vs. Angels

2019 vs. LAA .....	1-6
2019 at TOR .....	1-3
2019 at LAA .....	0-3
All-Time vs. LAA .....	210-217
All-Time at TOR .....	114-99
All-Time at LAA .....	96-118
at Exhibition Stadium .....	36-37
at Rogers Centre .....	78-62
at Angel Stadium .....	96-118

### Longest Winning Streaks

by Toronto .....	7 games
(Sept. 8, 1997-Aug. 13, 1998)	
by Los Angeles .....	7 games
(2x, last: July 20, 1988-May 6, 1989)	

### Series Sweeps at Toronto

#### Last by Toronto

3-game .....	July 26-28, 2005
4-game .....	July 3-6, 1992

#### Last by Los Angeles

3-game .....	Sept. 10-12, 2013
4-game .....	None

### Series Sweeps at Los Angeles

#### Last by Toronto

3-game .....	Aug. 21-23, 2015
4-game .....	None

#### Last by Los Angeles

3-game .....	April 30-May 2, 2019
4-game .....	None

### Series Results, Last 10 Years

Year	Home	Road	Total
2019	1-3	0-3	1-6
2018	1-2	2-2	3-4
2017	1-2	2-2	3-4
2016	1-2	2-2	3-4
2015	2-2	3-0	5-2
2014	1-3	1-2	2-5
2013	0-3	1-3	1-6
2012	2-2	2-2	4-4
2011	4-3	1-2	5-5
2010	0-3	3-3	3-6





## MINNESOTA TWINS

### Target Field

1 Twins Way, Minneapolis, MN 55415

**2019 Record, Finish:** 101-61, 1st in AL Central (+8.0 games)

### Blue Jays vs. Twins

2019 vs. MIN.....	3-4
2019 at TOR.....	0-3
2019 at MIN.....	3-1

All-Time vs. MIN.....	223-173
All-Time at TOR.....	116-79
All-Time at MIN.....	107-94

at Exhibition Stadium.....	40-30
at Rogers Centre.....	76-49
at Target Field.....	23-12
at Metrodome.....	79-62
at Metropolitan Stadium.....	5-20

### Longest Winning Streaks

by Toronto.....10 games  
(2x, last: July 23, 2007-April 13, 2009)

by Minnesota.....8 games  
(July 15, 1979-June 8, 1980)

### Series Sweeps at Toronto

#### Last by Toronto

3-game.....	Aug. 26-28, 2016
4-game.....	Aug. 3-6, 2015

#### Last by Minnesota

3-game.....	May 6-8, 2019
4-game.....	None

### Series Sweeps at Minnesota

#### Last by Toronto

3-game.....	Sept. 6-8, 2013
4-game.....	None

#### Last by Minnesota

3-game.....	July 26-28, 2002
4-game.....	July 21-23, 1979

### Series Results, Last 10 Years

Year	Home	Road	Total
2019	0-3	3-1	3-4
2018	0-3	2-1	2-4
2017	1-2	2-2	3-4
2016	3-0	3-1	6-1
2015	4-0	1-2	5-2
2014	1-2	1-2	2-4
2013	2-1	3-0	5-1
2012	3-0	2-2	5-2
2011	2-1	3-0	5-1
2010	3-2	3-1	6-3



## NEW YORK YANKEES

### Yankee Stadium

1 East 161st St., Bronx, NY 10451

**2019 Record, Finish:** 103-59, 1st in AL East (+7.0 games)

### Blue Jays vs. Yankees

2019 vs. NYY.....	8-11
2019 at TOR.....	6-4
2019 at NYY.....	2-7

All-Time vs. NYY.....	291-360
All-Time at TOR.....	156-168
All-Time at NYY.....	135-192

at Exhibition Stadium.....	31-48
at Rogers Centre.....	125-120
at Yankee Stadium.....	35-68
at Original Yankee Stadium.....	100-124

### Longest Winning Streaks

by Toronto.....10 games  
(April 14-Sept. 25, 1992)

by New York.....13 games  
(May 10, 1995-June 4, 1996)

### Series Sweeps at Toronto

#### Last by Toronto

3-game.....	May 30-June 1, 2016
4-game.....	None

#### Last by New York

3-game.....	March 31-April 2, 2003
4-game.....	None

### Series Sweeps at New York

#### Last by Toronto

3-game.....	Aug. 7-9, 2015
4-game.....	May 22-25, 2003

#### Last by New York

3-game.....	June 24-26, 2019
4-game.....	Aug. 20-22, 2013

### Series Results, Last 10 Years

Year	Home	Road	Total
2019	6-4	2-7	8-11
2018	3-6	3-7	6-13
2017	6-4	4-5	10-9
2016	8-2	4-5	12-7
2015	5-4	8-2	13-6
2014	5-4	3-7	8-11
2013	5-4	0-10	5-14
2012	5-4	2-7	7-11
2011	5-4	2-7	7-11
2010	6-3	4-5	10-8





## OAKLAND ATHLETICS

### Oakland Coliseum

7000 Coliseum Way, Oakland, CA 94621

**2019 Record, Finish:** 97-65, 2nd in AL West (-10.0 games)

### Blue Jays vs. Athletics

2019 vs. OAK	6-0
2019 at TOR	3-0
2019 at OAK	3-0
All-Time vs. OAK	201-224
All-Time at TOR	99-112
All-Time at OAK	102-112
at Exhibition Stadium	32-41
at Rogers Centre	67-71
at Oakland Coliseum	100-112

### Longest Winning Streaks

by Toronto	8 games (June 18-Sept. 15, 1982)
by Oakland	9 games (July 22, 1980-May 24, 1981)

### Series Sweeps at Toronto

#### Last by Toronto

3-game	April 19-21, 2019
4-game	July 24-27, 2017

#### Last by Oakland

3-game	April 8-10, 2008
4-game	May 17-20, 2018

### Series Sweeps at Oakland

#### Last by Toronto

3-game	April 26-28, 2019
4-game	None

#### Last by Oakland

3-game	July 30-Aug. 1, 2018
4-game	July 3-6, 2014

### Series Results, Last 10 Years

Year	Home	Road	Total
2019	3-0	3-0	6-0
2018	0-4	0-3	0-7
2017	4-0	1-2	5-2
2016	2-1	1-2	3-3
2015	3-0	2-1	5-1
2014	3-0	0-4	3-4
2013	1-3	2-1	3-4
2012	1-2	3-3	4-5
2011	3-3	2-2	5-5
2010	3-1	1-2	4-3



## SEATTLE MARINERS

### T-Mobile Park

1250 First Ave. South, Seattle, WA 98134

**2019 Record, Finish:** 68-94, 5th in AL West (-39.0 games)

### Blue Jays vs. Mariners

2019 vs. SEA	2-4
2019 at TOR	1-2
2019 at SEA	1-2
All-Time vs. SEA	213-193
All-Time at TOR	113-94
All-Time at SEA	100-99
at Exhibition Stadium	41-29
at Rogers Centre	72-65
at T-Mobile Park	30-43
at Kingdome	70-56

### Longest Winning Streaks

by Toronto	9 games (May 10-July 24, 1985)
by Seattle	8 games (Aug. 16, 1999-April 16, 2000)

### Series Sweeps at Toronto

#### Last by Toronto

3-game	July 19-21, 2011
4-game	May 11-14, 2017

#### Last by Seattle

3-game	May 11-13, 2001
4-game	None

### Series Sweeps at Seattle

#### Last by Toronto

3-game	July 5-7, 1991
4-game	None

#### Last by Seattle

3-game	Aug. 11-13, 2014
4-game	None

### Series Results, Last 10 Years

Year	Home	Road	Total
2019	1-2	1-2	2-4
2018	1-2	3-1	4-3
2017	4-0	2-1	6-1
2016	1-2	2-1	3-3
2015	1-2	1-2	2-4
2014	3-1	0-3	3-4
2013	1-2	2-1	3-3
2012	3-3	0-3	3-6
2011	3-0	3-3	6-3
2010	2-1	1-1	3-2





## TAMPA BAY RAYS

### Tropicana Field

One Tropicana Drive, St. Petersburg, FL 33705

**2018 Record, Finish:** 96-66, 2nd in AL East (-7.0 games)

### Blue Jays vs. Rays

2019 vs. TB	6-13
2019 at TOR	4-5
2019 at TB	2-8
All-Time vs. TB	179-211
All-Time at TOR	103-92
All-Time at TB	76-119
at Rogers Centre	103-92
at Tropicana Field	76-116
at Ballpark at Disney	0-3

### Longest Winning Streaks

by Toronto	5 games (2x, last: July 19-Oct. 2, 2015)
by Tampa Bay	6 games (May 15-Aug. 5, 2003)

### Series Sweeps at Toronto

#### Last by Toronto

3-game	Sept. 25-27, 2015
4-game	None

#### Last by Tampa Bay

3-game	May 16-18, 2016
4-game	None

### Series Sweeps at Tampa Bay

#### Last by Toronto

3-game	Sept. 2-4, 2014
4-game	None

#### Last by Tampa Bay

3-game	May 27-29, 2019
4-game	Sept. 5-8, 2019

### Series Results, Last 10 Years

Year	Home	Road	Total
2019	4-5	2-8	6-13
2018	4-6	2-7	6-13
2017	6-3	4-6	10-9
2016	3-6	5-5	8-11
2015	6-4	3-6	9-10
2014	5-4	6-4	11-8
2013	4-5	4-6	8-11
2012	3-6	1-8	4-14
2011	3-6	3-6	6-12
2010	5-4	3-6	8-10



## TEXAS RANGERS

### Globe Life Park

734 Stadium Drive, Arlington, TX 76011

**2019 Record, Finish:** 78-84, 3rd in AL West (-29.0 games)

### Blue Jays vs. Rangers

2019 vs. TEX	3-3
2019 at TOR	2-1
2019 at TEX	1-2
All-Time vs. TEX	218-212
All-Time at TOR	123-88
All-Time at TEX	95-124
at Exhibition Stadium	46-24
at Rogers Centre	76-64
at Globe Life Park	49-69
at Arlington Stadium	46-55

### Longest Winning Streaks

by Toronto	9 games (Aug. 10-1986-May 9, 1987)
by Texas	10 games (April 24, 2002-April 30, 2003)

### Series Sweeps at Toronto

#### Last by Toronto

3-game	May 14-16, 2010
4-game	July 21-24, 1994

#### Last by Texas

3-game	April 30-May 2, 2002
4-game	July 8-11, 1993

### Series Sweeps at Texas

#### Last by Toronto

3-game	April 11-13, 2008
4-game	June 13-16, 2013

#### Last by Texas

3-game	May 25-27, 2012
4-game	None

### Series Results, Last 10 Years

Year	Home	Road	Total
2019	2-1	1-2	3-3
2018	1-2	2-1	3-3
2017	2-1	2-2	4-3
2016	3-1	1-2	4-3
2015	2-1	2-1	4-2
2014	2-1	2-1	4-2
2013	2-1	4-0	6-1
2012	3-3	0-3	3-6
2011	2-1	4-3	6-4
2010	5-2	2-1	7-3







## INTERLEAGUE OPPONENT

## CHICAGO CUBS

## Wrigley Field

1060 West Addison, Chicago, IL 60613

2019 Record, Finish: 84-78, 3rd in NL Central (-7.0 games)

## Blue Jays vs. Cubs

2019 vs. CHC	0-0
2019 at TOR	0-0
2019 at CHC	0-0
All-Time vs. CHC	8-7
All-Time at TOR	6-3
All-Time at CHC	2-4
at Rogers Centre	6-3
at Wrigley Field	2-4

## Longest Winning Streaks

by Toronto	3 games
(2x, last: Sept. 8-10, 2014)	
by Chicago	3 games
(Aug. 18-20, 2017-current)	

## Series Sweeps at Toronto

## Last by Toronto

3-game	Sept. 8-10, 2014
4-game	None

## Last by Chicago

3-game	None
4-game	None

## Series Sweeps at Chicago

## Last by Toronto

3-game	None
4-game	None

## Last by Chicago

3-game	Aug. 18-20, 2017
4-game	None

## Series Results, All-Time

Year	Home	Road	Total
2017	0-0	0-3	0-3
2014	3-0	0-0	3-0
2008	1-2	0-0	1-2
2005	0-0	2-1	2-1
2003	2-1	0-0	2-1



## INTERLEAGUE OPPONENT

## CINCINNATI REDS

## Great American Ball Park

100 Joe Nuxhall Way, Cincinnati, OH 45202-4109

2019 Record, Finish: 75-87, 4th in NL Central (-16.0 games)

## Blue Jays vs. Reds

2019 vs. CIN	0-0
2019 at TOR	0-0
2019 at CIN	0-0
All-Time vs. CIN	12-6
All-Time at TOR	7-2
All-Time at CIN	5-4
at Rogers Centre	7-2
at Great American Ball Park	5-4

## Longest Winning Streaks

by Toronto	3 games
(2x, last: May 29, 2017-current)	
by Cincinnati	2 games
(June 21-22, 2014)	

## Series Sweeps at Toronto

## Last by Toronto

3-game	May 29-31, 2017
4-game	None

## Last by Cincinnati

3-game	None
4-game	None

## Series Sweeps at Cincinnati

## Last by Toronto

3-game	None
4-game	None

## Last by Cincinnati

3-game	None
4-game	None

## Series Results, All-Time

Year	Home	Road	Total
2017	3-0	0-0	3-0
2014	0-0	1-2	1-2
2011	0-0	2-1	2-1
2009	2-1	0-0	2-1
2008	2-1	0-0	2-1
2003	0-0	2-1	2-1





## INTERLEAGUE OPPONENT MILWAUKEE BREWERS

### Miller Park

One Brewers Way, Milwaukee, WI 53214

**2019 Record, Finish:** 89-73, 2nd in NL Central (-2.0 games)

### Blue Jays vs. Brewers

2019 vs. MIL.....	0-0
2019 at TOR.....	0-0
2019 at MIL.....	0-0

All-Time vs. MIL.....	121-163
All-Time at TOR.....	65-79
All-Time at MIL.....	56-84

at Exhibition Stadium.....	34-46
at Rogers Centre.....	31-33
at Miller Park.....	4-6
at Milwaukee County Stadium.....	52-78

### Longest Winning Streaks

by Toronto.....	6 games
(Sept. 23, 1985-June 17, 1986)	

by Milwaukee.....	8 games
(Aug. 7, 1977-June 14, 1978)	

### Series Sweeps at Toronto

#### Last by Toronto

3-game.....	July 22-24, 1997
4-game.....	None

#### Last by Milwaukee

3-game.....	June 20-22, 1995
4-game.....	None

### Series Sweeps at Milwaukee

#### Last by Toronto

3-game.....	Sept. 27-29, 1993
4-game.....	None

#### Last by Milwaukee

3-game.....	June 17-19, 2008
4-game.....	July 28 (DH)-29 (DH), 1997

### Series Results, Interleague Only

Year	Home	Road	Total
2017	0-2	2-0	2-2
2014	2-0	1-1	3-1
2012	0-0	1-2	1-2
2008	0-0	0-3	0-3
2005	1-2	0-0	1-2



## INTERLEAGUE OPPONENT PHILADELPHIA PHILLIES

### Citizens Bank Park

1 Citizens Bank Way, Philadelphia, PA 19148

**2019 Record, Finish:** 81-81, 4th in NL East (-16.0 games)

### Blue Jays vs. Phillies

2019 vs. PHI.....	0-0
2019 at PHI.....	0-0
2019 at PHI.....	0-0

All-Time vs. PHI.....	34-23
All-Time at TOR.....	15-12
All-Time at PHI.....	19-11

at Rogers Centre.....	15-12
at Citizens Bank Park.....	14-7
at Veterans Stadium.....	5-4

### Longest Winning Streaks

by Toronto.....	8 games
(July 3, 2011-May 8, 2014)	

by Philadelphia.....	3 games
(June 27, 2010-July 2, 2011)	

### Series Sweeps at Toronto

#### Last by Toronto

3-game.....	June 15-17, 2012
4-game.....	None

#### Last by Philadelphia

3-game.....	None
4-game.....	None

### Series Sweeps at Philadelphia

#### Last by Toronto

3-game.....	June 16-18, 2009
4-game.....	None

#### Last by Philadelphia

3-game.....	None
4-game.....	None

### Series Results, All-Time

Year	Home	Road	Total
2018	2-1	2-1	4-2
2016	1-1	2-0	3-1
2015	1-1	1-1	2-2
2014	2-0	2-0	4-0
2012	3-0	0-0	3-0
2011	1-2	0-0	1-2
2010	0-0	1-2	1-2
2009	1-2	3-0	4-2
2008	0-0	2-1	2-1
2007	0-0	1-2	1-2
2006	2-1	0-0	2-1
2001	0-0	2-1	2-1
2000	1-2	0-0	1-2
1999	0-0	1-2	1-2
1998	1-2	0-0	1-2
1997	0-0	2-1	2-1





## INTERLEAGUE OPPONENT

## PITTSBURGH PIRATES

## PNC Park

115 Federal Street, Pittsburgh, PA 15212

2019 Record, Finish: 69-93, 5th in NL Central (-22.0 games)

## Blue Jays vs. Pirates

2019 vs. PIT.....	0-0
2019 at TOR.....	0-0
2019 at PIT.....	0-0
All-Time vs. PIT.....	8-7
All-Time at TOR.....	6-3
All-Time at PIT.....	2-4
at Rogers Centre.....	6-3
at PNC Park.....	2-4

## Longest Winning Streaks

by Toronto.....	3 games
(June 10-12, 2003)	
by Pittsburgh.....	3 games
(June 30, 2011-May 3, 2014)	

## Series Sweeps at Toronto

## Last by Toronto

3-game.....	June 10-12, 2003
4-game.....	None

## Last by Pittsburgh

3-game.....	None
4-game.....	None

## Series Sweeps at San Diego

## Last by Toronto

3-game.....	None
4-game.....	None

## Last by Pittsburgh

3-game.....	None
4-game.....	None

## Series Results, All-Time

Year	Home	Road	Total
2017	2-1	0-0	2-1
2014	0-0	1-2	1-2
2011	1-2	0-0	1-2
2008	0-0	1-2	1-2
2003	3-0	0-0	3-0



## INTERLEAGUE OPPONENT

## ST. LOUIS CARDINALS

## Busch Stadium

700 Clark Street, St. Louis, MO 63102

2019 Record, Finish: 91-71, 1st in NL Central (+2.0 games)

## Blue Jays vs. Cardinals

2019 vs. STL.....	0-0
2019 at TOR.....	0-0
2019 at STL.....	0-0
All-Time vs. STL.....	8-10
All-Time at TOR.....	4-5
All-Time at STL.....	4-5
at Rogers Centre.....	4-5
at Busch Stadium.....	4-2
at Busch Stadium II.....	0-3

## Longest Winning Streaks

by Toronto.....	5 games
(June 24, 2010-June 6, 2014)	
by St. Louis.....	3 games
(June 3-5, 2003)	

## Series Sweeps at Toronto

## Last by Toronto

3-game.....	None
4-game.....	None

## Last by St. Louis

3-game.....	None
4-game.....	None

## Series Sweeps at St. Louis

## Last by Toronto

3-game.....	June 24-26, 2011
4-game.....	None

## Last by St. Louis

3-game.....	June 3-5, 2003
4-game.....	None

## Series Results, All-Time

Year	Home	Road	Total
2017	0-0	1-2	1-2
2014	1-2	0-0	1-2
2011	0-0	3-0	3-0
2010	1-2	0-0	1-2
2005	2-1	0-0	2-1
2003	0-0	0-3	0-3



# CONSECUTIVE WINS AND LOSSES AGAINST AMERICAN LEAGUE OPPONENTS

## vs. Baltimore

Most Consecutive Home Wins:	16	Aug. 8, 2009 – June 15, 2011
Most Consecutive Home Losses:	6	July 1, 1995 – July 2, 1996
Most Consecutive Road Wins:	6	2x, last: April 9 – July 18, 2010
Most Consecutive Road Losses:	19	Sept. 15, 1978 – May 2, 1981

## vs. Boston

Most Consecutive Home Wins:	6	Sept. 17, 2007 – April 6, 2008
Most Consecutive Home Losses:	12	May 20, 1980 – April 25, 1982
Most Consecutive Road Wins:	15	Aug. 11, 1987 – Aug. 16, 1989
Most Consecutive Road Losses:	9	April 10, 2004 – April 18, 2005

## vs. Chicago

Most Consecutive Home Wins:	10	June 2, 2007 – May 18, 2009
Most Consecutive Home Losses:	7	June 3, 1999 – May 21, 2000
Most Consecutive Road Wins:	6	May 19 – Sept. 6, 1989
Most Consecutive Road Losses:	5	Sept. 1, 1995 – May 22, 1996

## vs. Cleveland

Most Consecutive Home Wins:	8	Sept. 23, 1990 – April 21, 1992
Most Consecutive Home Losses:	5	Oct. 7, 2001 – Sept. 26, 2003
Most Consecutive Road Wins:	7	June 12, 1991 – June 26, 1992
Most Consecutive Road Losses:	9	Aug. 28, 2006 – May 12, 2008

## vs. Detroit

Most Consecutive Home Wins:	8	Sept. 1, 2001 – Sept. 7, 2003
Most Consecutive Home Losses:	6	2x, last: Sept. 29, 1980 – April 18, 1981
Most Consecutive Road Wins:	6	Aug. 17, 1991 – Aug. 6, 1992
Most Consecutive Road Losses:	8	June 14, 1977 – April 7, 1978

## vs. Houston

Most Consecutive Home Wins:	3	3x, last: Aug. 13, 2016 – July 6, 2017
Most Consecutive Home Losses:	3	July 9, 2017 – Sept. 25, 2018
Most Consecutive Road Wins:	3	Aug. 2-4, 2016
Most Consecutive Road Losses:	8	Aug. 1, 2014 – Aug. 1, 2016

## vs. Kansas City

Most Consecutive Home Wins:	6	2x, last: April 11, 2007 – June 5, 2009
Most Consecutive Home Losses:	4	3x, last: July 27, 1997 – Aug. 24, 1998
Most Consecutive Road Wins:	7	July 30, 2002 – May 10, 2004
Most Consecutive Road Losses:	8	Aug. 5, 1978 – Aug. 1, 1979

## vs. Los Angeles Angels

Most Consecutive Home Wins:	8	Aug. 16, 1998 – April 17, 2000
Most Consecutive Home Losses:	7	July 1, 2012 – May 11, 2014
Most Consecutive Road Wins:	5	Aug. 21, 2015 – Sept. 16, 2016
Most Consecutive Road Losses:	6	2x, last: July 6, 1995 – June 15, 1996

## vs. Minnesota

Most Consecutive Home Wins:	10	May 21, 1984 – Sept. 6, 1985
Most Consecutive Home Losses:	7	2x, last: Aug. 27, 2017 – May 8, 2019
Most Consecutive Road Wins:	6	2x, last: June 15, 1993 – April 29, 1994
Most Consecutive Road Losses:	9	May 7, 1979 – June 8, 1980

## vs. New York

Most Consecutive Home Wins:	8	April 13 – Sept. 25, 2016
Most Consecutive Home Losses:	7	May 10, 1995 – June 11, 1996
Most Consecutive Road Wins:	7	April 9 – Sept. 12, 2015
Most Consecutive Road Losses:	17	Sept. 19, 2012 – July 25, 2014

## vs. Oakland

Most Consecutive Home Wins:	6	2x, last: April 23, 2016 – July 27, 2017
Most Consecutive Home Losses:	7	3x, last: Aug. 23, 2006 – April 10, 2008
Most Consecutive Road Wins:	6	2x, last: May 29, 1993 – April 11, 1994
Most Consecutive Road Losses:	8	July 22, 1980 – Sept. 30, 1981



vs. Seattle

Most Consecutive Home Wins:	6	May 10 – July 24, 1985
Most Consecutive Home Losses:	7	Aug. 16, 1999 – Sept. 5, 2000
Most Consecutive Road Wins:	5	June 10, 2017 – Aug. 4, 2018
Most Consecutive Road Losses:	5	2x, last: Aug. 7, 2013 – July 24, 2015

vs. Tampa Bay

Most Consecutive Home Wins:	7	May 19, 1998 – April 12, 1999
Most Consecutive Home Losses:	5	May 15 – Sept. 22, 2003
Most Consecutive Road Wins:	4	2x, last: May 13 – June 3, 2006
Most Consecutive Road Losses:	8	May 22 – Sept. 23, 2012

vs. Texas

Most Consecutive Home Wins:	9	Aug. 15, 1986 – July 8, 1987
Most Consecutive Home Losses:	8	Sept. 12, 1995 – Sept. 10, 1996
Most Consecutive Road Wins:	6	June 13, 2013 – May 17, 2014
Most Consecutive Road Losses:	6	July 16 – Sept. 12, 2004

PITCHERS AT THE PLATE

In 1997, with the introduction of Interleague play, Blue Jays pitchers took their turn hitting. **Woody Williams** became the first Blue Jays pitcher to come to bat and also had the first hit, a single, in his second at-bat off Curt Schilling on June 13, 1997.

On June 21, 2003 at Montreal, **Mark Hendrickson** became the first Blue Jay pitcher to hit a home run in Interleague play (1R off Sunny Kim).

**Marcus Stroman** made his mark as the only other Toronto pitcher to go deep, hitting a solo home run off Julio Teheran in Atlanta on May 18, 2017. The home run followed up a blast by catcher Luke Maile, forming the first back-to-back home runs by battery mates in the post-DH era (courtesy *Elias*).

Regular

Season	AVG	AB	R	H	2B	3B	HR	RBI	SH-SF	HBP	BB	SO	SB	SLG	OBP
1977-96	.000	1	0	0	0	0	0	0	0-0	0	0	0	0	.000	.000
1997	.118	17	1	2	1	0	0	0	0-0	0	2	5	0	.176	.211
1998	.100	20	0	2	0	0	0	0	2-0	0	1	4	0	.100	.143
1999	.053	19	0	1	0	0	0	0	2-0	0	1	10	0	.053	.100
2000	.071	28	0	2	0	0	0	0	0-0	0	1	14	0	.071	.103
2001	.188	16	0	3	1	1	0	1	5-0	0	0	6	0	.375	.188
2002	.100	20	1	2	0	0	0	0	2-0	0	0	5	0	.100	.100
2003	.214	28	5	6	1	0	1	3	0-0	0	0	8	0	.357	.214
2004	.000	20	0	0	0	0	0	0	3-0	0	0	10	0	.000	.000
2005	.000	18	1	0	0	0	0	0	1-0	0	0	7	0	.000	.000
2006	.105	19	1	2	0	0	0	0	0-0	0	0	8	0	.105	.105
2007	.211	19	0	4	0	0	0	1	0-0	0	1	7	0	.211	.250
2008	.000	16	0	0	0	0	0	0	3-0	0	0	5	0	.000	.000
2009	.000	20	0	0	0	0	0	0	2-0	0	0	13	0	.000	.000
2010	.111	18	1	2	1	0	0	1	1-0	0	1	10	0	.167	.158
2011	.091	22	1	2	0	0	0	2	0-0	0	1	10	0	.091	.130
2012	.150	20	2	3	0	0	0	0	1-0	0	0	8	0	.150	.150
2013	.095	21	3	2	1	0	0	1	3-0	0	2	6	0	.143	.174
2014	.080	25	2	2	0	0	0	0	1-0	0	0	13	0	.080	.080
2015	.143	21	0	3	0	0	0	0	2-0	0	2	7	0	.143	.217
2016	.071	28	3	2	0	0	0	0	4-0	0	1	0	0	.071	.103
2017	.048	21	1	1	0	0	1	2	2-0	0	0	11	0	.190	.048
2018	.208	24	2	5	1	0	0	0	0-0	0	1	15	0	.250	.240
2019	.118	17	2	2	0	0	0	0	0-0	0	1	10	0	.118	.167
Totals	.103	478	25	49	6	1	2	11	34-0	0	15	202	0	.132	.130





# **PLAYER DEVELOPMENT**

**NATE PEARSON**



# PLAYER DEVELOPMENT

BIOGRAPHIES

LAST SEASON


HISTORY

RECORDS

OPPONENTS

PLAYER DEV.

MEDIA & MISC.



## GIL KIM

### DIRECTOR, PLAYER DEVELOPMENT

Gil Kim is entering his fourth season with the Blue Jays after being named as Director, Player Development on January 23, 2016. He spent seven years (2009-2015) in the Rangers organization, the last two years as the club's Director, International Scouting. Kim served in scouting roles within the Texas organization, focused both in Mexico and the Dominican Republic. He originally joined the Rangers front office following a three-year playing career that saw him make stops in the Netherlands, China, Australia, Spain and Venezuela. In his role, Kim oversees the commitment of Player Development leaders and staff to include each player in the process of creating and realizing their physical, mental and fundamental goals.



## CHARLIE WILSON

### DIRECTOR, MINOR LEAGUE OPERATIONS

Born and raised in Toronto, Charlie Wilson graduated from Trinity College School in Port Hope, Ontario, in 1992. There he was a member of the school's football, rugby and downhill skiing teams, and also played amateur baseball in Toronto in the summers. He then attended Bishops University in Lennoxville, Quebec. Wilson first joined the organization working the summer seasons in the Public Relations Department between 1993-1996, while continuing his post-secondary studies at Bishops University. Shortly after his graduation from Bishops, he joined the club's Baseball Operations Department as a Baseball Assistant, working specifically in player development and scouting, and was promoted to the position of Scouting Coordinator in December, 2000. Wilson worked in that capacity until August 20, 2003, when he was elevated to the position of Manager, Minor League Operations. On October 9, 2009, he was appointed to his current position where he oversees the day-to-day operations of the Blue Jays' farm system. Wilson was honoured with the 2015 Howard Starkman Award, granted annually to the Employee of the Year for the Toronto Blue Jays Baseball Club who best exemplifies the values of integrity, innovation, accountability, team work and a passion for winning. Residing in Toronto, he is married and has four children.



## MATT BUSCHMANN

### DIRECTOR, PITCHING DEVELOPMENT

Matt Buschmann begins his first year as Director, Pitching Development. He also serves as the team's Bullpen Coach, a role he was named to on November 27, 2018. Buschmann held his first player development position in 2018 when he was Assistant Director of Player Development - Run Prevention for the San Francisco Giants. The native of St. Louis, MO, earned All-State accolades as a pitcher in high school before playing four seasons at Vanderbilt University. After a 15th-round selection by the San Diego Padres in 2006, Buschmann spent 11 seasons in the minors and made his Major League debut at 32 years of age while with the Arizona Diamondbacks in 2016. He lives in Nashville with his wife, Sara Walsh, and their boy-girl three-year-old twins, Brees and Hutton.



## JOE SCLAFANI

### ASSISTANT DIRECTOR, PLAYER DEVELOPMENT

Joe Scalfani is entering his fifth season overall as well as second season as Assistant Director, Player Development with the Blue Jays. He joined the organization after playing four years (2012-2016) in the Houston Astros organization, culminating in a Triple-A national championship in 2015. Scalfani participated in the Arizona Fall League in 2014, helping the team to the AFL championship. He was also a member of Team USA in the fall of 2015, taking home a silver medal in the inaugural Premier 12 tournament in Taiwan and Japan. In 2018, he was inducted into the "Wearers of the Green", Dartmouth College's Athletic Hall of Fame. In his current role, Scalfani helps drive the creation and implementation of development plans for each player as well as oversees the growth of the hitting development program.



## CASEY CANDAELE

### FIELD COORDINATOR

Casey Candaele is entering his first season as Field Coordinator, having spent the last two seasons as Manager for Advanced-A Dunedin (2018) and Class-A Vancouver (2019). He was also named as the Blue Jays' Practice Design/Skill Development Coordinator for the 2019 campaign. Candaele began his coaching career holding various positions at San Luis Obispo High School, as well as in various summer leagues throughout that area. In 2011, he became the Infield and Baserunning Coordinator for the Texas Rangers, and was promoted to Field Coordinator in 2015, a position he held for one year before the Seattle Mariners hired him to be their First Base Coach in the Major Leagues. The former utility man played at the University of Arizona where he helped the team win the National Championship in 1980. He was signed by the Expos as an undrafted free agent in 1982 and played parts of nine seasons in the Major Leagues with the Expos, Astros and Indians, combining to bat .250 with 11 home runs and 139 RBI over 754 games.





**RYAN MITTLEMAN**  
**DIRECTOR, PROFESSIONAL SCOUTING**

Ryan Mittleman joined the organization in 2005 as Manager of Baseball Information in the communications department. He then moved into the scouting department in 2006 and spent the next five seasons as the Coordinator of Amateur Scouting. Mittleman became Assistant Scouting Director in 2011 before spending 2012 as a Pro Scout, and spent 2013-2014 as Coordinator of Advance Scouting and Video. Mittleman served as Major League Advance Scouting Coordinator from 2015-2016, providing advance scouting and handling in-game replay operations, and was named to his current position on January 4, 2017, where he oversees the direction of all professional scouts in the organization. Born in Providence, Rhode Island, he has resided in Toronto since 1985. Mittleman excelled in hockey, playing on the US under-17 and

under-18 teams, winning silver medals with both squads while leading the under-17 club in goals. He attended Boston College, and played Division I hockey for the Eagles from 1995-1997.



**SHANE FARRELL**  
**DIRECTOR, AMATEUR SCOUTING**


Shane Farrell is entering his first season with the organization, having joined the Blue Jays in January. He will work with Tony Lacava to oversee the Amateur Scouting process and will also collaborate with the High Performance, Research & Development, and Player Development departments to advance information streams and help integrate players into the Blue Jays Minor League system. Farrell previously worked for the Chicago Cubs as a West Coast Crosschecker. He started in the Cubs' front office in 2012 as an Amateur Scouting Assistant before becoming an Area Scout in 2017. Farrell was raised in a baseball family – his father, John, is a former Blue Jays Manager; his older brother, Jeremy, is a Minor League Field Coordinator with the Cubs; his younger brother, Luke, is on the Texas Rangers' Major League Roster; and Shane was drafted by the Blue Jays in the 46th round of the 2011 Draft. He currently resides in Phoenix, AZ, with his wife, Elizabeth, and daughter, Payton.



**JOSE "SANDY" ROSARIO**  
**DIRECTOR, INTERNATIONAL OPERATIONS**

Jose Sandy Rosario Valdez, born in Santo Domingo, Dominican Republic on August 11, 1973 and is now married with three children. He played as an amateur in the Parallel League and served as a bullpen catcher for the DSL Pirates in 1994. He studied engineering at the University Autonoma de Santo Domingo and completed his degree in 2000. Rosario worked with the Montreal Expos from February, 2002 until October, 2006 as Director of Scouting and Development in the Dominican. He then went to the Mets as an Area Scout in November, 2006 until October, 2011. Rosario joined the Toronto Blue Jays as Director of Scouting, Dominican Republic in November of 2011, served as Director, Latin America Operations from February of 2016 until he was promoted to his current role of Director, International Operations on

November 19, 2018. He has participated in the signings of players such as: Atahualpa Severino, Michael Martinez, Henry Mejia, Juerys Familia, Armando Rodriguez, Juan Jaime, Miguel Castro, Lourdes Gurriel Jr., Richard Urena, Jose Fernandez, Yimi Cordero, and Vladimir Guerrero Jr.



**LORENZO PEREZ**  
**DOMINICAN SCOUTING SUPERVISOR**

Lorenzo Antonio Pérez was born on February 1, 1979 in Salcedo, Dominican Republic. He studied Business at OIM University and played amateur baseball. He has been an International Scout for 15 years, covering México, Colombia, Venezuela and Panamá, and was integral in the signing of Adeiny Hechavarria.



**JOSE CONTRERAS**  
**VENEZUELAN SCOUTING SUPERVISOR**

José Aurelio Contreras Molina was signed by the Montreal Expos in 2001 and played in Montreal's system for five years, reaching the A-ball level. He also played in the St. Louis Cardinals' system in 2007 and joined the Quebec Capitals of the Can-Am League in 2008. Contreras worked as a scout and infield coach for the New York Mets from 2010-2011 before joining the Blue Jays in 2012 as a scout and coach in Latin America. He served as a First Base Coach for the Guaira Sharks in the Venezuelan professional league in 2016. Contreras was promoted to his current position in January of 2018 and now lives with his wife and daughter in Caracas, Venezuela.



## **AARON ACOSTA**

### **MEXICAN SCOUTING SUPERVISOR**

Aaron Acosta played 20 years of professional baseball in the Mexican (summer) Baseball League (LMB) and 13 years in the Mexican (Winter) Pacific League (LMP). Acosta appeared in two all-star games in the LMB and one all-star game in the LMP. He was named Pitcher of the Year while with the Venados of Mazatlán in 1994. He played in the Caribbean Series in 1995 with San Juan, Puerto Rico and 1998 with Puerto La Cruz, Venezuela. Acosta retired as a player in 2010 and started working with the Venados of Mazatlán as a scout. He went on to work for the Tampa Bay Rays as a scout from 2013 to 2016. Acosta studied mechanical electrical engineering at the University of Veracruzana. He was named to his current position with the Blue Jays in 2016.



## **HARRY EINBINDER**

### **MANAGER, AMATEUR & INTERNATIONAL SCOUTING**

Harry Einbinder was promoted to his current position in 2017. He originally joined the Blue Jays in the ticket sales department in 2005 and moved into Baseball Operations as an intern in 2008 before being appointed to Assistant, Baseball Research in 2009. Einbinder became Scouting Coordinator in 2010 and remained in that role until 2015, when he served as Coordinator, Advance Scouting and Video. In 2007, he worked at the Mexican Baseball Academy in El Carmen, Nuevo Leon, Mexico. Born in New York, NY, Einbinder graduated from Cornell and earned his MBA at the University of Toronto. He holds dual citizenship and lives in Toronto with his wife and daughter.



## **DAVID HAYNES**

### **MANAGER, BASEBALL OPERATIONS & PROFESSIONAL SCOUTING**

David Haynes is entering his eighth season with the Blue Jays and third in his current role where he is responsible for working closely with the front office and professional scouting department to support the decision-making process for all player acquisitions and Major League transactions. Haynes started with the Blue Jays as an intern in 2013. Following his internship, he was hired full-time as Coordinator, Professional Scouting in 2014. Prior to joining the Blue Jays, he had internships with the Washington Nationals, Atlanta Braves and MLB Commissioner's Office. Haynes graduated from University of Massachusetts Amherst with a degree in Sports Management in 2012.



## **KORY LAFRENIERE**

### **MANAGER, AMATEUR SCOUTING**

Kory Lafreniere is entering his seventh season with the Blue Jays in Toronto. He was promoted to his current role after spending the previous four seasons as Scouting Coordinator. He works closely with the amateur scouting staff and front office in preparation for the amateur draft. Additionally, this is his third season overseeing scouting efforts in Canada as Canadian Area Supervisor. Prior to joining the Blue Jays in Toronto, Lafreniere interned with two Blue Jays affiliates, Vancouver and Bluefield, and the Toronto Raptors. Born and raised in Sault Ste. Marie, ON, Lafreniere graduated from Laurentian University in 2013 with an Honours Bachelor of Commerce in Sports Administration.



## MAJOR LEAGUE SCOUTS



**Sal Butera**  
*Major League Scout*



**Jim Skaalen**  
*Major League Scout*

## PROFESSIONAL SCOUTS



**Matt Anderson**  
*Professional Scout*



**Blake Bentley**  
*Professional Scout*



**John Babocsi**  
*Player Personnel Analyst*



**Kevin Briand**  
*Professional Scout*



**Carson Cistulli**  
*Player Personnel Coordinator*



**Justin Coleman**  
*Professional Scout*



**Tommy Farah**  
*Pro Scouting Analyst*



**Jon Lalonde**  
*Player Personnel Coordinator*



**Mitch Leeds**  
*Professional Scout*



**Marc Lippman**  
*Professional Scout*



**Nick Manno**  
*Player Personnel Coordinator*



**David May Jr.**  
*Professional Scout*



**Tim Rooney**  
*Professional Scout*



**Hideaki Sato**  
*Pacific Rim Scout*



**Brent Urcheck**  
*Player Personnel Coordinator*



**Stephen Yoo**  
*Pro Scouting Fellow*



## AMATEUR SCOUTS



**Matt Bishoff**  
*Regional  
Crosschecker*



**Russ Bove**  
*Special Assignment  
Scout*



**Dean Decillis**  
*Special Assignment  
Scout*



**Blake Crosby**  
*National Supervisor*



**C.J. Ebarb**  
*Regional  
Crosschecker*



**Kyle Fleming**  
*Video  
Coordinator*



**Brian Johnston**  
*Amateur &  
International  
Crosschecker*



**Jamie Lehman**  
*Regional  
Crosschecker*



**Chirag Nanavati**  
*Video  
Coordinator*



**Paul Tinnell**  
*Amateur  
Crosschecker*




**Gerald Turner**  
*Scout*



**Michael Youngberg**  
*Regional  
Crosschecker*





**Adam Arnold**  
Phoenix, AZ



**Joey Aversa**  
Fountain Valley, CA



**Coulson Barbiche**  
Midlothian, VA



**Jason Beverlin**  
Greensboro, NC



**Brandon Bishoff**  
Tampa, FL



**Dallas Black**  
Springdale, AR



**Tom Burns**  
Harrisburg, PA



**Chris Curtis**  
Houston, TX



**Ryan Fox**  
Yakima, WA



**Pete Holmes**  
Boston, MA



**Matt Huck**  
Chicago, IL



**Randy Kramer**  
Aptos, CA



**Jim Lentine**  
San Clemente, CA



**Nate Murrie**  
Bowling Green, KY



**Don Norris**  
Hoover, AL



**Matt O'Brien**  
Clermont, FL



**Manny Padron**  
Miami, FL



**Wes Penick**  
Clive, IA



**Max Semler**  
Dallas, TX



**Bud Smith**  
Lakewood, CA



**Mike Tidick**  
Statesboro, GA



# 2020 MINOR LEAGUE INSTRUCTORS

## AARDSMA, David

### Rehab Pitching Coordinator

- Enters his first season as Rehab Pitching Coordinator, and his second with the organization... Spent 2019 as the club's Player Development Coordinator.
- Pitched in the Majors for a total of nine seasons, spending time with the Giants (2004), Cubs (2006), White Sox (2007), Red Sox (2008), Mariners (2009-2010), Yankees (2012), Mets (2013) and Braves (2015)...Compiled a 16-18 record with a 4.27 ERA across 331 career appearances... Was selected by San Francisco in the 1st round (22nd overall) of the 2003 First-Year Player Draft...Was a 1999 State Champion and a 2003 Rice National Champion...Named to the Cape Cod Hall of Fame in 2010, and the Rice University Hall of Fame in 2013.

### MANAGERIAL/COACHING CAREER

2018-19	Player Development Coordinator, Toronto Blue Jays
2020-	Rehab Pitching Coach, Toronto Blue Jays



## MENSE, Hunter

### Hitting Coordinator

- Begins his second season as Toronto's Minor League Hitting Coordinator after spending the 2018 season as Hitting Coach for Double-A New Hampshire...Spent six seasons as an assistant coach at the University of Missouri before joining the San Diego Padres in 2017 as the Hitting Coach at short season Tri-City...Was an outfielder at Missouri and was drafted in 2006 by the Florida Marlins...Following his playing career, he returned to University of Missouri to finish his degree and begin his coaching career.
- Played five seasons in the minors with the Marlins, reaching as high as Triple-A...More recently, he achieved his Master's in Sports Psychology from Missouri in 2016...Currently resides in Liberty, MO.

### MANAGERIAL/COACHING CAREER

2017	Hitting Coach, Tri-City, Northwest League (Padres)
2018	Hitting Coach, New Hampshire, Eastern League (Blue Jays)
2019-	Hitting Coordinator, Toronto Blue Jays



## SOLANO, Danny

### Infield Coordinator

- Joined the coaching ranks, assisting with the Blue Jays Extended Spring Training program at the end of the 2007 season, before becoming a coach with the Gulf Coast squad...In 2012, assisted Chad Mottola with hitting coach duties at Triple-A Las Vegas...Spent 2015-2016 as Minor League Infield Coach before assuming the role of Infield Coordinator in 2017.
- Signed as an undrafted free agent by Texas in 1996...Then signed with Toronto in May of 2002... Played nine seasons in the minors, reaching Triple-A while with Syracuse from 2004-2006...In 861 career games, posted a .248 average with 32 home runs and 292 RBI...Played 99 games at 2B, 198 at 3B and 529 at SS.

### MANAGERIAL/COACHING CAREER

2007-11	Coach, Gulf Coast League (Blue Jays)
2012	Assistant Hitting Coach, Las Vegas (Blue Jays)
2013-14	Coach, Gulf Coast League (Blue Jays)
2015-16	Minor League Infield Coach, (Blue Jays)
2017-	Infield Coordinator (Blue Jays)



- Entering his first season in the role of Short-Season Coordinator, in which he will primarily work with the Bluefield, GCL and DSL affiliates, and will focus on team environment, competitive culture, team fundamentals, in-game strategies and base running...2020 marks his 11th season with the organization, have served as a Hitting Coach, Manager, Hitting Coordinator and Latin American Field Coordinator...Also spent five years coaching within the Astros' system, from 2004-2008.
- Attended the University of Florida and played seven Minor League seasons with the Mets and Astros, reaching as high as Triple-A.

**MANAGERIAL/COACHING CAREER**

2004	Position Coach, Carolina League (Astros)
2005-08	Hitting Coach, Corpus Christi, Texas League (Astros)
2010-11	Hitting Coach, Lansing, Midwest League (Blue Jays)
2012-14	Manager, Lansing, Midwest League (Blue Jays)
2015	Hitting Coach, Dunedin, Florida State League (Blue Jays)
2016	Manager, Vancouver, Midwest League (Blue Jays)
2017-18	Manager, DSL Blue Jays (Blue Jays)
2019	Latin American Field Coordinator, Toronto Blue Jays
2020	Short-Season Coordinator, Toronto Blue Jays

**McPHERSON, Dallas****Skill Development Coordinator**

- Taking on the role of Skill Development Coordinator for the 2020 season...Spent 2019 as Manager of Class-A Lansing...Managed Class-A (short) Vancouver in 2018, his first season as a professional coach/manager...Previously served as Varsity Head Coach at King's Ridge Christian School in Alpharetta, GA.
- Selected in the 2nd Round of the 2001 Major League Baseball First-Year Player Draft and was twice named Minor League Baseball Player of the Year (2002, 2004) before making his Major League debut in September of 2004 with the Anaheim Angels...Played in parts of five Major League seasons before retiring with the Chicago White Sox in 2011...Combined to hit .241 with 18 home runs and 45 RBI across 139 Major League games.

**MANAGERIAL/COACHING CAREER**

2018	Manager, Vancouver, Northwest League (Blue Jays)
2019	Manager, Lansing, Midwest League (Blue Jays)
2020-	Skill Development Coordinator, Toronto Blue Jays

**AT THE ALL-STAR BREAK****(TOP 5)****BATTING LEADERS****AVERAGE**

1993	J. Olerud	.395
1999	T. Fernandez	.372
2006	C. Delgado	.363
1994	P. Molitor	.342
2000	S. Stewart	.339

**RUNS**

2016	J. Donaldson	80
2003	C. Delgado	76
2003	V. Wells	75
2000	C. Delgado	74
2011	J. Bautista	73
2000	R. Mondesi	73

**HITS**

2003	V. Wells	121
1993	J. Olerud	120
1986	T. Fernandez	118
2001	S. Stewart	118
2014	M. Cabrera	117

**HOME RUNS**

2011	J. Bautista	31
1987	G. Bell	29
2000	C. Delgado	28
2003	C. Delgado	28
2012	J. Bautista	27

**RBI**

2003	C. Delgado	97
2003	V. Wells	84
1994	J. Carter	80
2000	C. Delgado	80
2016	J. Donaldson	80

**STOLEN BASES**

1997	O. Nixon	37
1999	S. Stewart	29
1993	R. Alomar	28
1984	D. Garcia	27
1991	R. Alomar	27

**PITCHING LEADERS****ERA**

1997	R. Clemens	1.69
1985	D. Stieb	1.87
1992	J. Guzman	2.11
1991	J. Key	2.23
2005	R. Halladay	2.41

**WINS**

2000	D. Wells	15
1997	R. Clemens	13
2003	R. Halladay	13
2005	R. Halladay	12
2006	R. Halladay	12
2016	J. Happ	12

**SAVES**

2006	B. Ryan	24
1993	D. Ward	22
1998	R. Myers	22
2017	R. Osuna	22
2000	B. Koch	20
2010	K. Gregg	20

**STRIKEOUTS**

1997	R. Clemens	140
2008	A. Burnett	126
1992	J. Guzman	122
2008	R. Halladay	121
1998	R. Clemens	120

# MINOR LEAGUE AFFILIATES

## BUFFALO BISON

### AAA - INTERNATIONAL

#### Sahlen Field

One James D. Griffin Plaza, Buffalo, NY 14203

Phone .....	(716) 846-2000
Fax .....	(716) 852-6530
Website .....	www.buffalobisons.com
Email .....	info@bisons.com
Owner/President .....	Robert E. Rich Jr.
President Rich Entertainment Group .....	Melinda R. Rich
Vice President, Chief Operating Officer ..	Joseph W. Segarra
President, Rich Baseball Operations/	
General Manager .....	Michael Buczkowski
Assistant General Manager .....	Anthony Sprague
Vice President, Secretary .....	William G. Gisel Jr.
Vice President, Food Service Operations ..	Robert Free
Corporate Counsel .....	Jill K. Bond, William E. Grieshaber Jr.
Executive Assistant .....	Tina Leshner
Director, Corporate Sales .....	Jim Harrington
Director, Marketing & Public Relations ..	Brad Bisbing
Director, Sales .....	Geoff Lundquist
Director, Stadium Operations .....	Tom Sciarino
Director, Ticket Office Operations .....	Mike Poreda
Manager, Entertainment and Promotions ..	Mike Simoncelli
Manager, Merchandise .....	Theresa Cerabone
Broadcaster/Manager, Media Relations ..	Pat Malacaro
General Manager, Food Service Operations ..	Sean Regan
Supervisor, Food Service Operations .....	Curt Anderson
Coordinator, Sponsorship and	
Social Media .....	Bethany Sickler
Community Relations/Receptionist .....	Gail Hodges
Senior Accountant .....	Chas Fiscella
Accountant .....	Amy Delaney, Tori Dwyer
Payroll Administrator .....	Kate Fisher
Purchasing/Office Manager .....	Margaret Russo

Account Executive .....	Mark Gordon
Account Executive .....	Nicholas Iacona
Account Executive .....	Kim Milleville
Account Executive .....	Burt Mirti
Account Executive .....	Shaun O'Leary
Account Manager .....	Bryce Adrian
Sales Coordinator .....	Rachel Szymanski
Chief Custodian .....	Jeffrey Wightman
Chief Engineer .....	Jerry Hamilton
Chief of Security .....	Joe Petronella
Engineers .....	Mark Becht, David Wheeler
Head Groundskeeper .....	Danny Keene
Home Clubhouse/Baseball Operations .....	Scott Leshner
Visiting Clubhouse Manager .....	Steve Morris
Team Photographer .....	James P. McCoy
Manager .....	Ken Huckaby
Hitting Coach .....	Corey Hart
Pitching Coach .....	Jeff Ware
Position Coach .....	Devon White
Development Coach .....	Jake McGuiggan
Development Coach .....	David Howell
Trainer .....	Bob Tarpey
Strength and Conditioning Coach .....	Aaron Spano
Mental Performance Coach .....	Rob DiBernardo
Mental Performance Coach .....	John Lannan
Affiliate Dietitian .....	Lauren Poole
Stadium .....	Sahlen Field
Seating Capacity .....	16,907
Outfield Distances .....	LF-325, CF-404, RF-325, LCF-371, RCF-367

## NEW HAMPSHIRE FISHER CATS

### AA - EASTERN

#### Delta Dental Stadium

One Line Drive, Manchester, NH 03101

Phone .....	(603) 641-2005
Fax .....	(603) 641-2055
Website .....	www.nhfishercats.com
Email .....	info@nhfishercats.com
Ownership .....	Operated by DSF Sports
Owner .....	Arthur P. Solomon
President .....	Mike Ramshaw
General Manager .....	Jim Flavin
Vice President, Stadium Operations .....	Tim Hough
Vice President, Sales .....	Jeff Tagliaferro
Vice President, Business Development ..	Erik Lesniak
Executive Director, Ticket Sales .....	Jenna Lembo
Director, Hospitality and Special Events ..	Stephanie Fournier
Director, Promotions & Entertainment .....	Tyler Zickel
Manager, Box Office .....	Tara Leeth
Manager, Broadcasting and Media Relations ..	Tyler Murray
Manager, Corporate Sales .....	Tom Devarenne
Manager, Facility Operations .....	D.J. Peer
Manager, Marketing .....	Sarah Lenua
Manager, Merchandise .....	Samantha Stawarz
Manager, Production .....	Evan O'Brien
Manager, Sports Turf .....	Greg Nigrello

Coordinator, Corporate Sales	
and Promotions .....	Andrew Marais
Senior Ticket Sales Account Executive .....	Jay Evans
Senior Ticket Sales Account Executive .....	Nate Newcombe
Ticket Sales Account Executive .....	Andrew Larson
Radio Broadcasters .....	Bob Lipman, Tyler Murray, Tyler Zickel
Manager .....	Cesar Martin
Hitting Coach .....	Matt Young
Pitching Coach .....	Jim Czajkowski
Position Coach .....	Chris Schaeffer
Development Coach .....	Harry Roberson
Trainer .....	Caleb Daniel
Strength and Conditioning Coach .....	Brian Pike
Mental Performance Coach .....	Rob DiBernardo
Affiliate Dietitian .....	Kat Mangieri
Home Clubhouse Manager .....	Jim Billington
Stadium .....	Delta Dental Stadium
Capacity .....	6,500
Outfield Distances .....	LF-326, CF-400, RF-306

BIOGRAPHIES

LAST SEASON

HISTORY

RECORDS

OPPONENTS

PLAYER DEV.

MEDIA & MISC.



## DUNEDIN BLUE JAYS

**A - FLORIDA STATE (ADVANCED)**

**TD Ballpark**

**373 Douglas Ave., Dunedin, FL 34698**

Phone .....	(727) 733-9302
Fax .....	(727) 734-7661
Website .....	www.dunedinbluejays.com
Email .....	dunedin@bluejays.com
Director, Florida Operations .....	Shelby Nelson
General Manager, Dunedin Blue Jays .....	Mike Liberatore
Accounting Manager .....	Gayle Gentry
Project Manager .....	Katie DiGirolamo
Manager, Community Relations and Retail Sales .....	Kathi Beckman
Assistant Retail Manager .....	Michael Klingbeil
Supervisor, Ticket and Box Office Operations .....	Craig Ball
Manager, Ticket and Box Office Operations .....	Nolan Bialek
Ticket Sales Representative .....	David Baugher
Coordinator, Media Relations .....	Andrew Thriffler
Coordinator, Community Relations and Fan Engagement .....	Matthew Woak
Coordinator, Entertainment .....	David Evans

## LANSING LUGNUTS

**A - MIDWEST**

**Cooley Law School Stadium**

**505 E. Michigan Avenue, Lansing, MI 48912**

Phone .....	(517) 485-4500
Fax .....	(517) 485-4518
Website .....	www.lansinglugnuts.com
Email .....	info@lansinglugnuts.com
Principal Owner .....	Tom Dickson
Co-Owner .....	Sherrie Myers
General Manager .....	Tyler Parsons
VP of Business Development .....	Steve Malliet
Director, Food & Beverage .....	Anthony Hilla
Assistant Director, Food & Beverage .....	April Landon
Catering Coordinator .....	Erika Witte
Director, Retail .....	Matt Hicks
Director, Finance .....	Brianna Pfeil
Director of Human Resources & Business Operations .....	Angela Sees
Business Assistant .....	Jonathan Peliot
Director, Stadium Operations .....	Dennis Busse
Stadium Operations Manager .....	Jake Beczkiewicz
Corporate Partnerships Manager .....	Ashley Loudan
Director, Sales .....	Ross Combs
Senior Manager, Sales & Tickets Services .....	Eric Plonk

## VANCOUVER CANADIANS

**A - NORTHWEST LEAGUE (SHORT)**

**Scotiabank Field at Nat Bailey Stadium**

**4601 Ontario Street, Vancouver, BC V5V 3H4**

Phone .....	(604) 872-5232
Fax .....	(604) 872-1714
Website .....	www.canadiansbaseball.com
Email .....	staff@canadiansbaseball.com
Operated By .....	Vancouver Professional Baseball LLP
Principal Owner and Managing General Partner .....	Jake Kerr
Partner .....	Jeff Mooney
President .....	Andy Dunn
General Manager .....	JC Fraser
Financial Controller .....	Brenda Chmiliar
Assistant General Manager, Ticket Operations .....	Allan Bailey
Vice President, Sales and Marketing .....	Graham Wall
Director, Communications and Broadcaster .....	Rob Fai
Manager, Community Relations .....	Lori Stankiewicz
Manager, Group Sales & Social Media .....	Stephani Ellis
Manager, Ballpark Operations and Home Clubhouse .....	John Stewart
Manager, Sales and Game Day Operations .....	Michael Richardson
Manager, Sales and Marketing Services .....	Lindsay Scharf

Digital Media Specialist .....	Allasyn Lieneck
Administrative Assistant .....	Dea Jones
Stadium Operations Supervisor .....	Zac Phelps
Head Superintendent .....	Patrick Skunda
Assistant Head Superintendent .....	Brian Cox
Manager .....	Donnie Murphy
Hitting Coach .....	Matt Hague
Pitching Coach .....	Antonio Caceres
Position Coach .....	George Carroll
Development Coach .....	Taylor Hill
Trainer .....	Luke Greene
Strength and Conditioning Coach .....	Justin Batcher
Mental Performance Coach .....	John Lannan
Affiliate Dietitian .....	Leila Hughel-Deeds
Stadium .....	TD Ballpark
Capacity .....	8,500
Outfield Distances .....	LF-328, CF-400, RF-328

Corporate Account Executive .....	Josh Arendsen
Corporate Account Executive .....	Kyle England
Corporate Account Executive .....	Austin Rakestraw
Group Sales Representative .....	Dylan Meyer
Box Office Manager .....	Keith Schwartz
Marketing Manager .....	Bill Getschman
Production Manager .....	Terry Alapert
Radio Broadcaster .....	Jesse Goldberg-Strassler
Head Groundskeeper .....	Paul Kuhna
Manager .....	Luis Hurtado
Hitting Coach .....	Ryan Wright
Pitching Coach .....	Phil Cundari
Position Coach .....	Dave Pano
Development Coach .....	Drew Hayes
Trainer .....	Hiroki Yoshimoto
Strength and Conditioning Coach .....	Casey Callison
Mental Performance Coach .....	Rafael Dubois
Affiliate Dietitian .....	Kara Terry
Stadium .....	Cooley Law School Stadium
Capacity .....	10,000
Outfield Distances .....	LF-305, CF-412, RF-305

Manager, Ticket Operations .....	Reilly Simmonds
Coordinator, Sales & Game Operations .....	Jordan Skavinsky
Coordinator, Sales & Marketing Services .....	Chelsea Jenner
Head Groundskeeper .....	Ross Baron
Manager .....	Brent Lavallee
Hitting Coach .....	Andy Fermin
Pitching Coach .....	Demetre Kokoris
Position Coach .....	Danny Canellas
Trainer .....	Brandon Hammerstrom
Strength and Conditioning Coach .....	Matt Hunter
Mental Performance Coach .....	Rafael Dubois
Affiliate Dietitian .....	Michael Moh
Clubhouse Manager .....	John Stewart
Stadium .....	Scotiabank Field at Nat Bailey Stadium
Capacity .....	6,413
Outfield Distances .....	LF-320, CF-385, RF-335

BIOGRAPHIES

LAST SEASON

HISTORY

RECORDS

OPPONENTS

PLAYER DEV.

MEDIA & MISC.



## BLUEFIELD BLUE JAYS

### ROOKIE ADVANCED - APPALACHIAN LEAGUE

**Bowen Field at Peters Park**  
**2003 Stadium Drive, Bluefield, WV 24701**

Phone ..... (304) 324-1326  
 Fax ..... (304) 324-1318  
 Website ..... [www.bluefieldbluejays.com](http://www.bluefieldbluejays.com)  
 Email ..... [babybirds1@comcast.net](mailto:babybirds1@comcast.net)  
 Operated By ..... Bluefield Baseball Club Inc.  
 President ..... George McGonagle  
 General Manager ..... Rocky Malamisura  
 Director, Field Operations and Grounds ..... Mike White  
 Manager ..... Jose Mayorga

## GULF COAST BLUE JAYS

### ROOKIE - GULF COAST LEAGUE

**Toronto Blue Jays Player Development Complex**  
**1700 Solon Avenue, Dunedin, FL 34698**

Phone ..... (727) 734-8007  
 Fax ..... (727) 734-8162  
 Manager ..... Dennis Holmberg  
 Hitting Coach ..... Michel Abreu  
 Pitching Coach ..... Cory Popham  
 Assistant Pitching Coach ..... Matt Tracy

## DSL BLUE JAYS

### ROOKIE - DOMINICAN SUMMER LEAGUE

Phone ..... (809) 307-1777  
 Academy Administrator ..... Aldo Reyes  
 Administrator Baseball Operations ..... Luz Polanco  
 Lead Scouting Assistant ..... Luis Rodriguez  
 Field Coordinator ..... Pablo Cruz  
 Admin/Driver ..... Ramon Marte  
 Manager ..... Dane Fujinaka  
 Hitting Coach ..... Petr Stribrcky  
 Pitching Coach ..... Yoel Hernandez  
 Position Coach ..... Jose Mateo

Hitting Coach ..... Paul Elliott  
 Pitching Coach ..... Rafael Lozo  
 Position Coach ..... Aaron Mathews  
 Trainer ..... Roelvis Vargas  
 Strength and Conditioning Coach ..... Tommy LaBriola  
 Mental Performance Coach ..... Rafael Dubois  
 Affiliate Dietitian ..... Michael Moh  
 Home Field ..... Bowen Field

Trainer ..... Jon Woodworth  
 Strength and Conditioning Coach ..... Taylor Haslinger  
 Mental Performance Coach ..... Rafael Dubois  
 Affiliate Dietitian ..... Michael Moh  
 Home Field ..... Player Development Complex

Assistant Coach ..... Jesus Figueroa  
 Trainer ..... Alain Pacheco  
 Assistant Trainer ..... Ysidro Reyes  
 Strength and Conditioning Coach ..... Imbawer Alvarez  
 Assistant Strength and  
 Conditioning Coach ..... Roswell Del Rosario  
 Clubhouse Manager ..... Santo Pimentel  
 Clubhouse Assistants ..... Justo Pozo, Wellington Trinidad  
 Field Maintenance ..... Antonio Milano





## HUCKABY, Ken - Manager

- Entering his first season as Manager for the Bisons...Also spent two previous campaigns as a Manager, one with Lansing in 2015 and one with Dunedin in 2016...Held the role of Catching Coordinator from 2017-2019, overseeing all catchers in the Minor League system...Spent two seasons as Hitting Coach with Gulf Coast in 2013 and Lansing in 2014.
- Had a six-year Major League career with Arizona, Toronto, Texas, Baltimore and Boston...In 161 career games, batted .222 with three home runs and 31 RBI...Appeared in a career-high 88 games for the Blue Jays in 2002.

### RECORD AS MANAGER

	W-L	PCT
CAREER TOTALS	149-125	.544



## WARE, Jeff

### Pitching Coach

- Returning this season to the position of Pitching Coach, his first at Triple-A, having spent the last three years as the organization's Pitching Coordinator...Joined the Blue Jays organization for the first time in 2014 as Pitching Coach for Vancouver...Spent the 2015 and 2016 seasons coaching in Lansing...Spent seven seasons in the Yankees organization, including three as Pitching Coach for the Tampa Yankees (2011-2013)...Landed at Staten Island (2007) and Charleston (2008-2010) as well...Began his coaching career as Pitching Coach for the North Shore Spirit in the Can-Am League.
- Selected in the 1st round by the Blue Jays in 1991 (35th overall)...Made stops in the Milwaukee, Anaheim, White Sox and Blue Jays organizations, reaching the Majors for 18 games with Toronto in 1995-1996...Was a member of Team USA and won bronze at the 1991 Pan American games.



## HART, Corey - Hitting Coach

- This year marks his fifth season in the Blue Jays' system and his third as a Hitting Coach with Buffalo...Served in the same role in the previous two seasons with Dunedin...Spent six seasons (2010-2015) in the Miami Marlins' system, including four (2012-2015) as the Hitting Coach for the Advanced-A Jupiter Hammerheads...Prior to joining the Marlins organization, he spent four years coaching in the Milwaukee Brewers' Minor League system.
- The former infielder played eight Minor League seasons with Kansas City (1998-2004) and Milwaukee (2005) after being selected in the 23rd round of the 1998 First-Year Player Draft by the Royals.



## WHITE, Devon - Position Coach

- Made his Blue Jays coaching debut as Hitting Coach with the Buffalo Bisons in 2017 and became Position Coach in 2018...Previously served as outfield and baserunning coordinator for Washington (2008-2010) and baserunning coordinator for the Chicago White Sox (2011-2012).
- Was selected by the Angels in the 6th round of the 1981 draft...Won three World Series championships, two with the Blue Jays (1992, 1993) and one with Florida (1997)...Was a seven-time Gold Glove winner in center field, while also earning three All-Star Game appearances (1989, 1993, 1998)...On September 9, 1989, he became one of the few players in baseball history to get on first base and then score by stealing second base, third base, and home.





# NEW HAMPSHIRE FISHER CATS

**EASTERN LEAGUE (AA)**



## MARTIN, Cesar – Manager

- Enters his first season as Manager in New Hampshire...Spent 2019 managing Advanced-A Dunedin to a first-place finish with an 80-55 record, and was named the Florida State League Manager of the Year...After the season, managed the Scottsdale Scorpions in the Arizona Fall League...Served the previous two years managing Class-A Lansing...Was the Gulf Coast (Rookie) Manager from 2015-2016...In his initial season as Manager, led the GCL club to a Northwest Division title...Lost the GCL Championship 2-0 to the GCL Red Sox...Spent 2014 as Bluefield's Hitting Coach...Spent 2003-2013 with the DSL team, starting as a coach before taking over managerial duties in final seasons in the Dominican...In 2013, he led the DSL team to a 41-29 record.
- Signed with the Blue Jays as a Minor League player on July 2, 1998...Started his playing career in the DSL in 1999...Had his best season in 2000, hitting .274 in the Dominican with 15 doubles and 52 RBIs...Moved up to Rookie-level Medicine Hat in 2001 and played his final season in Class-A (short) Auburn in 2002.



## RECORD AS MANAGER

	W-L	PCT
CAREER TOTALS	301-224	.573

## CZAJKOWSKI, Jim – Pitching Coach

- Entering his second stint with New Hampshire, having spent last year with Advanced-A Dunedin...Joined the Blue Jays in 2011 and will serve as a Pitching Coach for a 10th season, already putting in six campaigns in Vancouver, one prior in New Hampshire, and two in Dunedin...Spent 15 seasons in the Braves organization...During his 11 years as a Pitching Coach in Atlanta's system, did so with only two clubs: Rookie-level Danville and Class-A Rome.
- In his only season in the Major Leagues, appeared in five games for Colorado in their inaugural season...Was a three-time All-Star in the minors over 12 seasons...Was a member of six organizations, including Atlanta, Pittsburgh, Milwaukee, Chicago (NL), Colorado and Toronto.



## YOUNG, Matt – Hitting Coach

- Entering his first season with New Hampshire after serving as Advanced-A Dunedin's Hitting Coach a season ago...Made his professional coaching debut in 2018 as Hitting Coach for Class-A Lansing.
- Attended Plano East Senior High School and the University of New Mexico before signing with the Atlanta Braves in 2004...Played parts of two seasons in the Major Leagues with the Braves and the Tigers, and enjoyed a nine-year professional career playing with the Atlanta, Detroit, St. Louis and Los Angeles (AL) organizations as an outfielder and second baseman.
- After working in insurance for several years following his playing career, became the General Manager at Top Prospect Academy in Grapevine, TX, where he offered private hitting instruction.



## SCHAEFFER, Chris – Position Coach

- The former catcher is in his third season as a Position Coach, his first at the Double-A level...Served the last two years in the same role for Rookie-level Bluefield.
- The product of North Carolina State signed a Minor League deal with the Blue Jays in 2011 and played in Toronto's system for four years, reaching as high as Double-A in 2013, combining for a total of four home runs and 43 RBI across 103 career games.





### **MURPHY, Donnie – Manager**

- Making his debut as Manager for Dunedin this season...Was Double-A New Hampshire's Hitting Coach for the 2019 campaign and spent 2018 as Hitting Coach for the D-Jays...Served as Class-A Lansing's Hitting Coach in 2016.
- Was drafted by Kansas City in the 5th round of the 2002 MLB First-Year Player Draft and put together a 14-year professional career...Spent time in the Kansas City, Oakland, Miami, Chicago (NL), Texas, Cincinnati, Atlanta and Milwaukee organizations before retiring in 2015...Made his Major League debut on September 18, 2004 while with Kansas City...In 335 career Major League games, hit .212 with 33 home runs and 119 RBI.



### **CACERES, Antonio Gonzalez – Pitching Coach**

- Entering his first year as Dunedin's Pitching Coach, after spending the last two seasons with Class-A Lansing, which followed seven years with Rookie-level Bluefield...Began his coaching career as the Pitching Coach with the Blue Jays of the Dominican Summer League in 2001...Led an Auburn club to a league lead in strikeouts and finished second in ERA in 2006...Returns for his 21st year coaching in the Blue Jays organization.
- Signed as a non-drafted free agent by the Blue Jays on February 2, 1995...Played four seasons in the minors (1995-1998), all within the Blue Jays' system.



### **HAGUE, Matt – Hitting Coach**

- Entering his first season as a Hitting Coach...Served as a Pro Scouting Fellow for the Blue Jays in 2019 and spent the season developing as an evaluator with a focus on swing mechanics.
- Played three seasons at the University of Washington before transferring to Oklahoma State University for his senior season...Drafted by the Pittsburgh Pirates in the 9th round of the 2008 First-Year Player Draft...Played for the Pirates organization from 2008-2014, playing at the Major League level in 2012 and 2014...Also reached the Majors for 10 games while playing for the Blue Jays in 2015...Rounded out his career with time in the Minnesota, Seattle and Washington organizations from 2017-2018.



### **CARROLL, George – Position Coach**

- Joining the D-Jays for the first time...The former catcher and first baseman spent the last three seasons with GCL Blue Jays, starting as a player in 2017 before transitioning to Position Coach for the following two campaigns...He has also served as Catching Coach and Hitting Coach for IMG in Bradenton, FL, in 2014, and has served as an Instructor at Baseball Factory since 2015.
- The New York Institute of Technology grad signed with Toronto in 2011 and played for Rookie-level Bluefield for two seasons...He signed another Minor League deal with the club in 2017 and was assigned to Advanced-A Dunedin but did not play.



# LANSING LUGNUTS

## MIDWEST LEAGUE (A)



### HURTADO, Luis – Manager

- Making his Lansing managerial debut this season as serving as Rookie-level Bluefield's Manager in 2019...Spent the prior two seasons as Manager with the GCL Blue Jays, following a lengthy catching career.
- Played seven seasons in the Blue Jays' system, reaching Triple-A Las Vegas in 2011-2012... Posted a .229 average in 129 career contests.

#### RECORD AS MANAGER

	W-L	PCT
CAREER TOTALS	90-90	.500



### CUNDARI, Phil – Pitching Coach

- Entering his first season as a Pitching Coach in the Blue Jay's system...Spent the last two years at Rutgers University, on the heels of 17 seasons at Seton Hall...Was named 2011 National Pitching Coach of the Year...Worked for CPC Behavioral Healthcare from 1990-2001...Also ran a Sports Performance Coaching Private Practice from 1995-2010.
- Selected in the 4th round of the 1985 Draft...Played four seasons in the minors, all within Oakland's system...Went 17-21 with a 4.30 ERA over 61 games.



### WRIGHT, Ryan – Hitting Coach

- Making his Minor League coaching debut this season...Began his coaching career at Capital High School in Boise, Idaho, in 2015-2016...Was a Graduate Assistant at California State University Northridge in 2016...Now joins the organization from Montana State University Billings where he was on staff since 2017...Most recently served as the Hitting Coach & Recruiting Coordinator at MSUB...Has also managed the Spearfish Sasquatch Baseball Club in Spearfish, SD (2018-2019) and the Kelowna Falcons Baseball Club in Kelowna, BC (2019).
- Played collegiately at the University of Utah, Treasure Valley Community College, and Oklahoma City University.



### PANO, Dave – Position Coach

- Led St. Petersburg Junior College to the Sun Coast Conference title in both the 2001 and 2002 seasons...Made his professional debut, joining the Blue Jays organization as a coach with Class-A Auburn of the New York-Penn League in 2002 and remained there through 2004...Managed Rookie-level Pulaski from 2005-2006, then spent 2007 as Hitting Coach with the Gulf Coast Blue Jays...In 2008, managed the organization's Gulf Coast entry...Served as the Hitting Coach of the GCL Blue Jays again from 2009-2010...2020 will represent his 19th season with the Blue Jays and his third with Lansing, after spending the previous seven years with Class-A (short) Vancouver.

#### RECORD AS MANAGER

	W-L	PCT
CAREER TOTALS	95-98	.492





### **LAVALLEE, Brent – Manager**

- Serving as a Manager for the first time this season...Played at LSU Shreveport until 2009 and joined their coaching staff as a Graduate Assistant in 2010...Started as a full-time assistant in 2012 and was named the Head Coach in 2016...Through three seasons as Head Coach, his teams produced with an overall record of 126-57 and claimed the last two conference championships.
- The North Delta, British Columbia, native is the first BC-born Manager in the history of the Canadians...Played for LSU for five seasons, including a medical red-shirt campaign...Played a total of 200 games and earned 2009 1st Team All-Canada while runner up for Canadian College Baseball Player of the Year.



### **KOKORIS, Demetre – Pitching Coach**

- This year marks his second as a professional coach, both for the C's...Spent 2017 and 2018 as Pitching Coach for the Point Loma Sea Lions (NCAA D2).
- The native of San Marino, CA, has also been on coaching staffs at the University of Oregon, Santa Barbara City College and the University of South Carolina.



### **FERMIN, Andy – Hitting Coach**

- Enters his fourth season as a coach in the organization, his first as a Hitting Coach...Held the role of Position Coach for Double-A New Hampshire from 2017-2019.
- Had a seven-year playing career exclusively in the Blue Jays' Minor League system...Was drafted in the 32nd round in 2010 out of Chipola College in Florida...Posted a .262 average in 338 Minor League games, appearing primarily as a second and third basemen...Won a Northwest League Championship while with Vancouver in 2013.
- His father, Felix, played mainly shortstop over 903 MLB games from 1987-1996 while with the Pirates, Indians, Mariners and Cubs.



### **CANELLAS, Danny – Position Coach**

- The 25-year-old is entering his second season as a coach, having served in the same capacity for Vancouver last year.
- The former catcher and relief pitcher played Rookie-level baseball for the Los Angeles Dodgers in 2014 and 2015...He also signed as a free agent with the Blue Jays on October 9, 2017 and was assigned to the GCL, Lansing and Dunedin at various parts of the 2018 season.



# BLUEFIELD BLUE JAYS

APPALACHIAN LEAGUE (RK+)



## MAYORGA, Jose – Manager

- The 27-year-old from Pueblo Nuevo, Panama, is entering his first season as Manager for Bluefield...Managed the DSL Blue Jays to a 35-35 record during the 2019 season...Served as Bullpen Catcher for the Phillies in 2016...Coached with the Class-A (short) Vancouver Canadians in 2017 and 2018.
- Was signed by Philadelphia as a 17-year-old on April 8, 2010...Played in six Minor League seasons, reaching as high as Advanced-A Clearwater in 2015.

### RECORD AS MANAGER

	W-L	PCT
CAREER TOTALS	35-35	.500



## LAZO, Rafael – Pitching Coach

- The 2020 season marks his second straight with Bluefield...Spent the 2018 campaign with the GCL Blue Jays after serving the previous four seasons as Pitching Coach with the Dominican Summer League entry.
- Played in Venezuela from 1997-1999...Made his North American pro debut with the Rookie-level Kingsport Mets as a 20-year-old in 2000...That season, threw 24.2 innings of relief over 15 outs while posting an ERA of 2.92 and recording 30 strikeouts.



## ELLIOTT, Paul – Hitting Coach

- Returns to Bluefield for a second consecutive campaign, after spending 2018 with the Gulf Coast League Blue Jays...Was a coach for the Australian National Team in the 2004 Olympics, 2006 World Baseball Classic, 2006 Intercontinental Cup, 2007 Baseball World Cup and 2009 World Baseball Classic...Joined the Blue Jays organization in 1996 as a coach for the Rookie-level Medicine Hat Blue Jays...Has coached in the Blue Jays' system since that time, including stops with Dunedin, New Hampshire, and the club's Gulf Coast team.
- Played with the Australian Senior baseball team in Korea, Japan, the Philippines, Taiwan and Holland from 1984 to 1987.

### RECORD AS MANAGER

	W-L	PCT
CAREER TOTALS	200-233	.462



## MATHEWS, Aaron – Position Coach

- Entering his fifth season in the coaching ranks as he returns to Bluefield for the first time since 2016...2020 marks his first year as a Position Coach...Served his last two years as Hitting Coach for Class-A (short) Vancouver...Was the Hitting Coach with Triple-A Buffalo in 2017 and with Bluefield from 2015-2016...Spent the 2014-2015 college seasons as an Undergraduate Assistant Coach at Oregon State University where he also played prior to being drafted.
- Played seven seasons at all levels in the Blue Jays' Minor League system...Drafted by Toronto in 2004, he posted a .282 career average with a .744 OPS...Played all three outfield positions and reached as high as Triple-A Las Vegas in both 2009 and 2010.





## HOLMBERG, Dennis – Manager

- Has been with the Blue Jays for all but one of his 42 seasons as a coach/manager...Has led his teams to a postseason berth on 11 occasions, including six of the nine at Class-A Auburn... Culminated with a championship at Auburn in 2007...Led Dunedin towards a FSL record 53-14 in the first half of 1990 season (.791 winning percentage, a league record for a half season)... Made his Major League debut as the Bullpen Coach with Toronto in 1994 and 1995...In 2003, Auburn posted a record of 56-18 which fell just two wins short of the best mark in the history of the New York Penn League...Managed the Blue Jays new entry at Rookie-level Bluefield in the Appalachian League in 2011 to a playoff berth with a 40-28 mark...Picked up his first Manager of the Year award for his efforts...Was inducted into the Columbus, GA, Sports Hall of Fame on February 21, 2015...Returns to Toronto's Gulf Coast entry for a second year after spending eight seasons with Rookie-level Bluefield.
- Was drafted by the Brewers in the 5th round in 1970...Played eight seasons in the minors... Played every position except first base, and also pitched in three games...On February 21, 2015, was inducted into the Chattahoochee Valley Sports Hall of Fame.



## RECORD AS MANAGER

	W-L	PCT
CAREER TOTALS	1558-1425	.522

## POPHAM, Cory – Pitching Coach

- Will serve as Pitching Coach for the first time, while also handling the role of Pitching Programs Coordinator for the 2020 season...Spent his 2019 campaign with Dominican Summer League squad as an Assistant Pitching Coach...Was Pitching Coach for the NCAA Division II Post Eagles in 2018.
- Pitched for two seasons (2013 and 2015) at the University of the Pacific in Stockton, CA.



## ABREU, Michel – Hitting Coach

- 2020 marks his second year as Hitting Coach for the Gulf Coast League team...Spent the prior two seasons as Position Coach for Advanced-A Dunedin, his first coaching assignment after a lengthy playing career in Mexico, Cuba, Japan and the United States.
- Spent four seasons in the Mets' system, from 2006-2009...In 2006, was named to the Eastern League's All-Star game and led the league in batting average (.332) and on-base percentage (.404)...Played domestically in Cuba from 1999-2003...In 2002, he won the Triple Crown in the Cuban National Series, as he led all Cuban players with a .356 batting average, 23 home runs and 78 runs batted in...Was named the Series' Most Valuable Player that season...Played in the Mexican League from 2010-2013...Signed with the Hokkaido Nippon Ham Fighters of Nippon Professional Baseball for the 2013 season, where he led NPB's Pacific League with 31 home runs.



## TRACY, Matt – Assistant Pitching Coach

- Named Assistant Pitching Coach for the GCL Blue Jays and also will serve as the organization's Pitching Analysis Coordinator for the 2020 season.
- Drafted out of the University of Mississippi by the New York Yankees in the 24th round in 2011... Pitched in one Major League game for the Yankees in 2015...Made 165 Minor League appearances, including 111 starts, while going 33-42 with a 3.91 ERA...Signed with the Blue Jays in 2018 for his final pro season and pitched in 11 games for Triple-A Buffalo (2.40 ERA).





# 2020 MINOR LEAGUE PLAYERS

AS OF FEBRUARY 24, 2020

NAME	POS.	D.O.B.	BIRTH PLACE	B	T	HT	WT
Abbadessa, Dom E	OF	12/08/1997	United States	R	R	5' 10	184
Acosta, Juan F	RHS	04/05/2000	Guasave, Mexico	R	R	6' 2	185
Acosta, Pedro L	RHS	12/21/2001	Santo Domingo Este, Dominican Republic	R	R	6' 2	155
Adams, Riley K	C	06/26/1996	San Diego, United States	R	R	6' 5	230
Aiello, John M	3B	02/14/1997	Abington, United States	R	R	6' 2	200
Allgeyer, Nick J	LHS	02/03/1996	United States	L	L	6' 3	223
Alvarado, Wilgenis J	LHS	05/18/2000	Venezuela	L	L	6' 1	160
Ammons, Justin R	CF	03/16/1998	Beaufort, United States	L	R	5' 10	185
Aquino, Brayann J	RHS	11/20/2000	Santo Domingo Este, Dominican Republic	R	R	6' 0	179
Araujo, Amin A	OF	09/22/2000	Santo Domingo Centro, Dominican Republic	R	R	6' 1	180
Arias, Michael A	SS	11/15/2001	Santo Domingo Centro, Dominican Republic	R	R	6' 0	155
Arias, Victor G	CF	08/24/2003	Venezuela	L	L	5' 11	150
Arnaez, Jean C	IF	08/22/2002	Aguadulce, Panama	R	R	5' 10	160
Astudillo, Wilfrann C	UTL	08/05/2001	Venezuela	R	R	5' 10	165
Aumont, Phillippe	RHR	01/07/1989	Canada	L	R	6' 7	220
Ayala, Cesar D	RHS	02/17/2003	Venezuela	R	R	6' 2	180
Baker, Bryan S	RHR	12/02/1994	Fort Walton Beach, United States	R	R	6' 6	245
Barger, Addison J	SS	11/12/1999	United States	L	R	6' 0	175
Barreto, Delferson A	IF	05/19/1995	Los Teques, Venezuela	R	R	5' 9	190
Bec, Chris	C	12/30/1995	United States	R	R	5' 11	205
Bergen, Travis M	LHR	10/08/1993	Gwinnett, United States	L	L	6' 0	213
Bernal, Jonatan A	RHS	06/29/2002	Mazatlán, Mexico	R	R	6' 1	194
Berroa, Steward	UTL	06/05/1999	Santo Domingo Centro, Dominican Republic	S	R	5' 10	178
Bouchey, Brayden J	RHR	09/20/1995	Richmond, Canada	L	R	6' 5	225
Bradley, Scotty A	1B	04/06/1997	Princeton, United States	L	R	6' 2	210
Brazoban, Amell	OF	10/09/2001	Dominican Republic	R	R	6' 2	170
Brito, Peniel	OF	12/20/2002	Guaymate, Dominican Republic	R	R	6' 1	185
Brito, Ronny R	SS	03/22/1999	San Francisco De Macoris, Dominican Republic	S	R	6' 0	165
Brodtt, Jake G	1B	01/23/1996	United States	R	R	6' 4	220
Brown, Dasan M	CF	09/25/2001	Oakville, Canada	R	R	6' 0	185
Buffo, Maverik S	RHS	09/15/1995	Payson, United States	R	R	6' 2	210
Bullon, Luis A	C	12/14/2001	Venezuela	L	R	5' 9	165
Burns, Andrew D	UTL	08/07/1990	Greenville, United States	R	R	6' 1	200
Caballero, Elixon S	RHR	07/09/2000	Maracay, Venezuela	R	R	5' 9	160
Callez, Leonel D	UTL	01/25/2001	Venezuela	R	R	5' 11	165
Camacho, Angel L	3B	06/13/1997	Orlando, United States	R	R	6' 3	205
Cantwell, Patrick F	C	04/10/1990	United States	R	R	6' 2	205
Capra, Vinny J	SS	07/07/1996	Melbourne, United States	R	R	5' 8	160
Caracci, Parker W	RHR	09/13/1996	Jackson, United States	R	R	6' 0	205
Cardona, Hugo E	SS	09/05/1999	La Sabana, Venezuela	R	R	5' 11	145
Carmona, Alexis J	RHS	03/24/2001	Villa de Cura, Venezuela	R	R	6' 4	160
Caruci, Sergio D	RHS	10/12/2002	Barquisimeto, Venezuela	R	R	6' 2	155
Case, Andrew P	RHR	01/06/1993	Saint John, Canada	R	R	6' 1	222
Casimiri, Jorgeny A	RHS	07/12/2001	s-Gravenhage, Netherlands	R	R	6' 3	202
Castaneda, Felipe	RHS	01/04/2000	Tecuala, Mexico	R	R	6' 1	216
Castillo, Maximo A	RHS	05/04/1999	Caracas, Venezuela	R	R	6' 3	250
Castro, Christopher J	LHS	08/17/2002	San Francisco De Macoris, Dominican Republic	L	L	6' 1	150
Castro, Edgar E	RHS	02/07/2002	Venezuela	R	R	6' 1	165
Castro, Juanfer R	RHS	07/22/2001	Santo Domingo Este, Dominican Republic	R	R	6' 1	175
Chacon, Fernando A	RHS	11/16/2001	Venezuela	R	R	5' 10	160
Civit, Marc	LHS	06/23/2002	Barcelona, Spain	L	L	6' 0	150
Clarke, Philip A	C	03/24/1998	Atlanta, United States	L	R	5' 11	190
Clemens, Kacy A	1B	07/27/1994	Houston, United States	L	R	6' 2	205
Cole, A.J.	RHS	01/05/1992	United States	R	R	6' 5	224
Cole, A.J.	RHS	01/05/1992	United States	R	R	6' 5	224
Concepcion, Jol F	RHS	09/17/1998	Santo Domingo Centro, Dominican Republic	R	R	6' 5	230
Conine, Griffin	OF	07/11/1997	United States	L	R	6' 1	200
Contreras, Mc Gregory	JLF	08/30/1998	Tucacas, Venezuela	R	R	6' 1	170
Copping, Corey D	RHS	01/11/1994	Pasadena, United States	R	R	6' 1	175
Correa, Leo A	RHS	08/22/2001	Venezuela	R	R	6' 1	170
Cruz, Darwin D	RHR	09/11/2001	Bonao, Dominican Republic	R	R	6' 0	190
Daniels, DJ A	OF	12/17/1997	Wilson, United States	R	R	6' 1	220
Danner, Hagen J	C	09/30/1998	Newport, United States	R	R	6' 2	205
David, Gary E	C	11/23/2001	Venezuela	R	R	6' 0	170
De Castro, Rikelbin A	IF	01/23/2003	Dominican Republic	R	R	6' 0	150
De La Rosa, Marcos E	SS	01/28/2002	Santo Domingo Norte, Dominican Republic	S	R	5' 11	160
De Los Santos, Luis A	SS	06/09/1998	Bajos De Haina, Dominican Republic	R	R	6' 1	170
De Paula, Juan F	RHS	09/22/1997	Santo Domingo Centro, Dominican Republic	R	R	6' 3	165
DeGraaf, Josh D	RHR	01/28/1993	United States	R	R	6' 2	202
Del Rosario, Angel J	IF	01/11/2003	Dominican Republic	R	R	6' 0	160
Diaz, Juan I	LHS	06/19/1998	Santiago de los Caballeros, Dominican Republic	L	L	6' 0	175

BIOGRAPHIES

LAST SEASON

HISTORY

RECORDS

OPPONENTS

PLAYER DEV.

MEDIA & MISC.



DiCesare, Jared M	RHS	04/21/1998	Fairfax, United States	R	R	5' 11	185
Dillon, Justin B	RHS	09/05/1993	Sacramento, United States	R	R	6' 3	225
D'Orazio, Javier J	C	12/28/2001	Venezuela	R	R	6' 1	185
Dull, Ryan C	RHS	10/02/1989	Winston Salem, United States	R	R	5' 9	175
Dykstra, James A	RHS	11/22/1990	San Diego, United States	L	R	6' 3	207
Eden, Cameron R	SS	03/31/1998	Yuba City, United States	R	R	6' 2	180
Eisert, Brandon M	LHR	01/19/1998	Portland, United States	L	L	6' 1	205
Ellenbest, Mike	RHS	08/20/1994	Parma, United States	R	R	6' 4	220
Estrada, Lázaro A	RHS	04/24/1999	Ciudad Habana, Cuba	R	R	5' 10	180
Fajardo, Francisco A	UTL	05/26/2000	San Pedro De Macoris, Dominican Republic	S	R	5' 10	173
Feliz, Cristian R	OF	09/07/2002	Santo Domingo Este, Dominican Republic	L	L	6' 4	190
Ferrer, Jose M	C	03/01/1999	Carora, Venezuela	R	R	5' 11	175
Fields, Roemon C	OF	11/28/1990	Seattle, United States	L	L	5' 9	181
Finck, Cre H	RHS	06/26/1996	Martin County, United States	S	R	5' 11	185
Fishman, Jake L	LHS	02/08/1995	Sharon, United States	L	L	6' 1	199
Fisk, Conor B	RHS	04/04/1992	Evansville, United States	R	R	6' 2	207
Fraze, Nick A	RHS	10/24/1997	Dallas, United States	R	R	6' 4	200
Garcia, Andres M	RHS	07/30/2002	Bonao, Dominican Republic	R	R	5' 10	165
Garcia, Endri D	IF	11/09/2002	Maracaibo, Venezuela	R	R	6' 0	163
Garcia, Jose M	RHS	05/03/2000	Santo Domingo Centro, Dominican Republic	R	R	6' 5	207
Garcia, Winder E	RHS	10/11/2001	Caracas, Venezuela	R	R	5' 10	165
Gaston, William V	RHS	05/19/1996	La Habana, Cuba	R	R	6' 5	190
Gillingham, Luke H	LHS	03/04/1994	Coronado, United States	L	L	6' 3	200
Gold, Ryan D	C	10/10/1997	LaHabra, United States	L	R	5' 11	215
Gold, Ryan D	C	10/10/1997	LaHabra, United States	L	R	5' 11	215
Gomez, George G	RHS	01/05/2003	Venezuela	R	R	6' 4	190
Gonzalez, Edisson A	RHR	10/02/1999	Aguadulce, Panama	R	R	5' 10	160
Gonzalez, Jorman E	RHS	10/10/2001	Uputa, Venezuela	R	R	6' 3	183
Gonzalez, William F	RHS	01/08/1999	Tepic, Mexico	R	R	5' 9	165
Govea, Ronald A	RHS	10/10/2000	Santa Barbara, Venezuela	R	R	6' 3	175
Groshans, Jordan L	SS	11/10/1999	United States	R	R	6' 3	205
Guerra, Andres M	C	06/03/1997	Valencia, Venezuela	R	R	5' 11	176
Guerrero, Gabriel	OF	12/11/1993	Loma De Cabrera, Dominican Republic	R	R	6' 3	190
Guillotte, Andrew	UTL	03/30/1993	United States	R	R	5' 9	175
Gunter, Matthew	LHS	02/07/1995	Sacramento, United States	L	L	6' 2	190
Gutierrez, Gustavo G	UTL	04/17/2002	Venezuela	R	R	5' 8	150
Gutierrez, Omar E	C	09/21/2002	Santa Barbara, Venezuela	R	R	6' 0	209
Guzman, Junior A	LHS	07/19/1999	Caracas, Venezuela	L	L	5' 11	185
Harris, Hobie	RHS	06/23/1993	United States	R	R	6' 3	200
Harris, Jon R	RHS	10/16/1993	St. Louis, United States	R	R	6' 4	210
Harris, Matthew	RHR	07/10/1994	United States	R	R	6' 0	185
Havestkost, Austin J	RHS	07/22/1996	United States	R	R	6' 3	215
Hernandez, Adrian U	RHS	01/22/2000	Escuinapa de Hidalgo, Mexico	R	R	5' 10	168
Hernandez, Jesus D	C	10/30/1999	Carupano, Venezuela	R	R	6' 0	187
Hernandez, Roither D	RHS	03/05/1998	Bonao, Dominican Republic	R	R	6' 5	230
Hiatt, Josh L	RHS	03/27/1997	United States	R	R	5' 11	175
Hinojosa, Yuniur M	RHS	12/21/1999	San Cristobal, Dominican Republic	R	R	6' 2	190
Hiraldo, Miguel A	SS	09/05/2000	Dominican Republic	R	R	5' 11	170
Hissey, Ryan S	C	04/08/1994	Phoenixville, United States	L	R	6' 0	215
Horwitz, Spencer E	1B	11/14/1997	Timonium, United States	L	R	6' 0	200
Huckaby, Kyle G	LHR	06/16/1996	Albuquerque, United States	R	L	5' 10	190
Huffman, Grayson C	LHS	05/06/1995	Fort Worth, United States	L	L	6' 0	207
Hurtado, Pedro P	IF	06/29/2000	Dominican Republic	R	R	5' 10	178
Jackson, Zach G	RHR	12/25/1994	Berryhill, United States	R	R	6' 4	235
Jacob, David T	1B	06/19/1995	Springfield, United States	L	R	6' 3	220
James, Mac M	C	06/02/1993	San Marcos, United States	R	R	6' 1	195
Jimenez, Emerson A	RHS	12/16/1994	Not in System, Dominican Republic	L	R	6' 1	160
Jimenez, Geyber V	C	01/17/2001	Venezuela	S	R	5' 11	170
Jimenez, Leonardo J	SS	05/17/2001	Chitré, Panama	R	R	6' 0	190
Jimenez, Yoison M	OF	01/09/2001	Pedro Santana, Dominican Republic	R	R	6' 1	180
Johnson, Cobi N	RHS	11/06/1995	United States	R	R	6' 4	195
Johnston, Kyle J	RHS	07/17/1996	United States	R	R	6' 0	205
Jones, Bradley C	UTL	06/12/1995	Greenville, United States	R	R	6' 1	220
Jones, Matt A	C	04/14/1992	Wheat Ridge, United States	R	R	6' 0	195
Joseph, Caleb M	C	06/18/1986	Nashville, United States	R	R	6' 3	200
Kirk, Alejandro	C	11/06/1998	Tijuana, Mexico	R	R	5' 9	220
Kirwer, Tanner	OF	03/15/1996	Canada	R	R	6' 0	180
Kivlehan, Pat A	OF	12/22/1989	Nyack, United States	R	R	6' 2	211
Kloffenstein, Adam J	RHS	08/25/2000	United States	R	R	6' 5	225
Knight, Nash R	UTL	09/20/1992	Denton, United States	S	R	6' 1	200
La Prise, John D	3B	08/24/1993	Doylestown, United States	L	R	6' 2	187
Lantigua, Rafael	IF	04/28/1998	Puerto Plata, Dominican Republic	R	R	5' 8	153
Lara, Yuniur S	RHS	01/28/2001	Peravia, Dominican Republic	R	R	6' 1	150
Large, Cullen B	2B	01/22/1996	Henrico, United States	S	R	6' 1	190
Larkins, Turner A	RHS	11/06/1995	Fort Worth, United States	R	R	6' 3	205
Law, Connor M	RHR	04/27/1994	Chatham, United States	R	R	6' 4	210
Laws, Colton K	RHS	11/20/1995	Salisbury, United States	R	R	6' 7	215

BIOGRAPHIES

LAST SEASON

HISTORY

RECORDS

OPPONENTS

PLAYER DEV.

MEDIA &amp; MISC.



Lebrón, Jackxarel J	RHR	09/08/2000	Humacao, Puerto Rico	R	R	6' 3	175
Logue, Zach M	LHS	04/23/1996	Cincinnati, United States	L	L	6' 0	195
Lopez, Jean L	RHS	10/18/2002	San Pedro De Macoris, Dominican Republic	R	R	6' 0	170
Lopez, Jesus F	SS	10/05/1996	Chinandega, Nicaragua	S	R	5' 11	170
Lopez, Otto A	SS	10/01/1998	Santo Domingo, Dominican Republic	R	R	5' 10	180
Lopez, Otto A	SS	10/01/1998	Santo Domingo, Dominican Republic	R	R	5' 10	180
Lundquist, Brock H	OF	01/23/1996	Garden Grove, United States	L	R	6' 0	205
Machado, Estiven J	SS	10/04/2002	Venezuela	S	R	5' 10	170
Maese, Justin A	RHS	10/24/1996	El Paso, United States	R	R	6' 3	202
Manoah, Alek I	RHS	01/09/1998	Miami, United States	R	R	6' 6	260
Martinez, Gabriel A	CF	07/24/2002	Maracaibo, Venezuela	R	R	6' 0	170
Martinez, Juan M	RHS	06/19/1999	San Pedro De Macoris, Dominican Republic	R	R	6' 3	178
Martinez, Orelvis M	SS	11/19/2001	Santo Domingo Centro, Dominican Republic	R	R	6' 1	170
Martinez, Soenni	LHS	05/26/2001	Bonao, Dominican Republic	L	L	6' 0	180
Masson, J-C	OF	08/22/2002	Lévis, Canada	L	R	6' 3	195
Mayza, Tim G	LHR	01/15/1992	Allentown, United States	L	L	6' 2	215
McAffer, Will H	RHS	05/30/1997	Canada	R	R	6' 2	185
McClelland, Jackson G	RHR	07/19/1994	United States	R	R	6' 4	250
McGuire, Andy S	RHR	12/02/1994	Rabat, Morocco, United States	R	R	6' 1	210
McInvale, Andrew L	RHS	11/03/1996	Austin, United States	R	R	6' 2	210
McKown, Mitch	RHS	05/21/1996	Sanford, United States	R	R	6' 2	194
Medina, Frank J	RHR	10/28/2000	San Pedro De Macoris, Dominican Republic	R	R	5' 11	164
Medrano, Elieser	RHS	08/17/1998	San Pedro De Macoris, Dominican Republic	R	R	6' 2	180
Mejia, Brayan J	RHS	06/01/2000	La Romana, Dominican Republic	R	R	6' 2	165
Melean, Alejandro J	RHS	10/11/2000	Maracaibo, Venezuela	R	R	6' 0	175
Mercedes, Francis J	RHS	03/05/2000	Santo Domingo Este, Dominican Republic	R	R	5' 11	200
Mesia, Victor R	C	01/18/2003	San Juan de los Morros, Venezuela	R	R	5' 9	175
Meza, Bejardi A	RHS	11/16/2000	Nicaragua	R	R	5' 11	145
Miller, Justin R	RHR	06/13/1987	United States	R	R	6' 3	175
Miller, Justin R	RHR	06/13/1987	United States	R	R	6' 3	175
Miller, Troy C	RHS	02/13/1997	Santa Cruz, United States	R	R	6' 4	210
Miller, Troy C	RHS	02/13/1997	Santa Cruz, United States	R	R	6' 4	210
Molina, Jonelvy A	C	03/18/1997	Bonao, Dominican Republic	S	S	6' 0	200
Monsion, Rafael A	LHS	08/16/1999	Guayana, Venezuela	L	L	6' 3	185
Montero, Adrian A	IF	08/23/2001	Panama	R	R	5' 9	150
Morales, Anthony L	C	11/13/1998	Aibonito, Puerto Rico	S	R	6' 0	175
Moran, Brian W	RHR	09/30/1988	Port Chester, United States	L	L	6' 3	185
Moreno, Gabriel J	C	02/14/2000	Barquisimeto, Venezuela	R	R	5' 11	160
Moreno, Santos E	RHS	02/17/2000	Hermosillo, Mexico	R	R	5' 9	165
Morris, P.K.	1B	11/30/1998	United States	L	L	5' 11	185
Morris, Tanner A	SS	09/13/1997	Charlottesville, United States	L	R	6' 2	185
Murray, Joey J	RHS	09/23/1996	United States	L	R	6' 2	195
Navarro, Jesus N	SS	01/13/1998	San Pedro De Macoris, Dominican Republic	R	R	5' 11	154
Neal, DJ K	OF	01/11/1997	Lithonia, United States	R	R	6' 3	207
Neal, Nick J	1B	10/04/2001	High Point, NC, United States	R	R	6' 6	285
Nittoli, Michael V	RHS	11/11/1990	Tempe, United States	R	R	6' 2	210
Noda, Ryan A	1B	03/30/1996	Waukegan, United States	L	L	6' 2	234
Nolan, Alex J	RHS	03/21/1996	Burlington, Canada	R	R	6' 4	225
Nunez, Anderson H	RHR	12/23/1997	Esperanza, Dominican Republic	R	R	6' 1	176
Nunez, Juan D	RHS	01/23/1996	Santo Domingo, Dominican Republic	R	R	6' 0	211
Nunez, Rainer J	SS	12/04/2000	Dominican Republic	R	R	6' 3	218
Obeso, Norberto	OF	07/09/1995	Hermosillo, Mexico	L	R	6' 0	200
Oliva, Daniel J	OF	09/14/2001	San Pedro De Macoris, Dominican Republic	R	R	6' 0	180
Olivo, Miguel E	RHS	11/19/1999	San Juan de los Morros, Venezuela	R	R	6' 4	188
Orimoloye, Demi O	OF	01/06/1997	Nigeria	R	R	6' 4	225
Ortiz, Willy	RHS	07/20/1995	San Pedro De Macoris, Dominican Republic	R	R	6' 3	210
Ouellette, William V	RHS	06/30/1993	Fullerton, United States	R	R	6' 1	219
Ovando, Aldo A	RHR	04/06/1997	San Pedro De Macoris, Dominican Republic	R	R	6' 5	195
Palacios, Joshua J	CF	07/30/1995	Brooklyn, United States	L	R	6' 0	183
Panik, Joe M	2B	10/30/1990	Yonkers, United States	L	R	6' 1	199
Pardinho, Eric E	RHS	01/05/2001	São Paulo, Brazil	R	R	5' 10	201
Paulino, Naswell G	LHS	04/17/2000	San Cristobal, Dominican Republic	L	L	5' 11	180
Pearson, Nate A	RHS	08/20/1996	Tomball, United States	R	R	6' 6	240
Pentecost Jr., Max G	C	03/10/1993	Athens, United States	R	R	6' 1	206
Perdomo, Yañer M	LHS	08/16/2001	Venezuela	L	L	5' 10	160
Perez, Carlos J	LHS	07/02/2003	Venezuela	L	L	6' 2	145
Perez, Kelvin E	RHS	09/09/2000	Venezuela	R	R	6' 3	175
Perez, Nathanael	RHS	06/05/1998	Azua, Dominican Republic	R	R	6' 1	160
Perez, Nathanael	RHS	04/02/2001	Payita, Dominican Republic	R	R	5' 10	159
Perez, Wilder J	UTL	01/08/2002	Venezuela	R	R	5' 9	185
Perez, Yhon A	IF	05/05/2000	Ciudad Bolivar, Venezuela	R	R	5' 9	150
Petricka, Jake S	RHR	06/05/1988	Northfield, United States	R	R	6' 5	210
Pizarro, Juan J	CF	01/18/2002	Colombia	L	L	5' 11	150
Podkul, Nick J	2B	04/11/1997	Munster, United States	R	R	6' 1	198
Polonia, Joneivy	RHS	03/30/2002	Bonao, Dominican Republic	R	R	5' 11	160
Ponce, Gabriel E	RHS	04/29/1999	Yuma, United States	R	R	6' 2	190
Pruitt, Reggie	CF	05/07/1997	United States	R	R	6' 1	185
Pulido, Joey L	RHR	09/25/1995	United States	R	R	5' 10	180



Quinones, Luis S	RHS	07/02/1997	Arecibo, Puerto Rico	R	R	6' 0	205
Quintana, Jose A	RHS	03/19/2002	Cagua, Venezuela	R	R	6' 1	160
Rackoski, Sean D	RHS	05/12/1995	Mesa, United States	R	R	6' 7	230
Ramos, Adrian J	CF	06/18/1998	United States	R	R	5' 10	160
Ramos, Junior A	C	10/05/2001	Bonao, Dominican Republic	R	R	6' 0	170
Ravel, Andy M	RHS	10/12/1994	Reading, United States	R	R	6' 2	183
Rees, Jackson W	RHS	07/30/1994	United States	R	R	6' 4	205
Reyes, Marcus J	LHR	03/10/1995	Denville, United States	L	L	5' 11	188
Rivas, Jose M	SS	09/05/2000	Barquisimeto, Venezuela	R	R	5' 9	172
Rivera, Eric R	CF	09/19/1997	Pembroke Pines, United States	R	R	6' 0	185
Robberse, Sem	RHS	10/12/2001	Zeist, Netherlands	R	R	6' 1	160
Robbins, Jimmy B	LHS	12/22/1997	Orlando, United States	L	L	6' 3	175
Robertis, Robert M	OF	11/29/2002	Venezuela	L	L	5' 11	188
Robertson, Will W	RF	12/26/1997	Loose Creek, United States	L	L	6' 2	210
Robson, Thomas M	RHS	06/27/1993	Richmond, Canada	R	R	6' 4	209
Rodning, Brody O	LHS	01/14/1996	Mankato, United States	R	L	6' 1	195
Rodriguez, Alberto	OF	10/06/2000	Cotui, Dominican Republic	L	L	5' 11	180
Rodriguez, Christopher	RHS	04/21/2001	Payita, Dominican Republic	R	R	5' 10	160
Rodriguez, Yorman A	C	07/23/1997	Maracay, Venezuela	R	R	5' 10	214
Rosario, Tony	RHR	12/14/1997	Dominican Republic	R	R	6' 4	192
Ruiz, Francisco A	C	01/29/2000	Bayamon, Puerto Rico	R	R	6' 0	195
Ryan, Sam T	RHS	09/22/1998	Fairfax, United States	R	R	6' 3	205
Sanchez, Emmanuel	SS	05/30/2001	Santo Domingo Centro, Dominican Republic	R	R	6' 0	170
Sanchez, Yeuri D	LHS	01/03/2002	Dominican Republic	L	L	5' 11	186
Sanderson, Blake A	RHS	11/01/1995	Orlando, United States	R	R	6' 0	180
Santiago, Glenn L	SS	12/14/2000	Yauco, Puerto Rico	R	R	6' 0	165
Santos, Dahian A	RHS	02/26/2003	Venezuela	R	R	5' 11	160
Santos, Wildaniel	OF	08/15/2001	Dominican Republic	L	L	6' 3	180
Saucedo, Tayler A	LHS	06/18/1993	Oahu, United States	L	L	6' 5	185
Schneider, Davis	3B	01/26/1999	Voorhees, United States	R	R	5' 10	180
Schwecke, Trevor J	SS	12/18/1997	Marshfield, United States	R	R	6' 2	190
Sellers, Donnie D	RHS	07/26/1995	High Point, United States	R	R	5' 11	200
Shannon, Matt K	RHS	05/31/1995	Pleasanton, United States	R	R	6' 3	220
Silva, Luis A	SS	06/30/1995	Valencia, Venezuela	R	R	5' 11	170
Sloniger, Ryan J	C	03/20/1997	Punxsutawney, United States	L	R	5' 10	200
Sloniger, Ryan J	C	03/20/1997	Punxsutawney, United States	L	R	5' 10	200
Smith, Kevin	SS	07/04/1996	Troy, United States	R	R	6' 0	195
Smith, Ridge D	C	04/26/1995	Cordova, United States	R	R	5' 10	190
Snead, Kirby	LHR	10/10/1994	United States	L	L	6' 0	200
Solarte, Jhon A	CF	12/09/2000	Venezuela	S	R	6' 0	200
Sopko, Andrew P	RHS	08/07/1994	Missoula, United States	R	R	6' 2	205
Spraker, Graham F	RHS	03/19/1995	Green Bay, United States	R	R	6' 3	195
Squires, Troy A	C	12/06/1994	United States	L	R	6' 0	200
Stadler, Fitz M	RHS	04/02/1997	United States	R	R	6' 9	250
Steinmetz, Hunter P	CF	12/13/1996	United States	L	L	5' 9	175
Taylor, Curtis W	RHS	07/25/1995	Canada	R	R	6' 6	240
Taylor, Samad J	2B	07/11/1998	Beverly Hills, United States	R	R	5' 10	170
Tejada, Ruben D	IF	10/27/1989	Veraguas, Panama	R	R	5' 11	194
Thomas, Jake	RF	07/21/1993	United States	L	R	5' 8	184
Tice, Ty C	RHR	07/04/1996	Fayetteville, United States	L	R	5' 9	176
Tolhurst, Anders W	RHS	09/13/1999	San Diego, United States	R	R	6' 4	190
Townsend, Grant J	RHR	08/09/1997	United States	R	R	6' 0	190
Valdez, Julian J	RHS	12/13/1998	Santo Domingo Centro (D.N.), Dominican Republic	R	R	6' 2	208
Valdez, Wamel R	LHR	03/16/1999	Bonao, Dominican Republic	L	L	5' 11	172
Vargas, Stephen A	RHR	02/12/2002	Venezuela	R	R	5' 10	168
Veracierta, Francisco G	IF	01/29/2002	Guatire, Venezuela	R	R	5' 11	160
Viana, Rafael M	RHS	10/08/2002	Mogi Guacu, Brazil	R	R	6' 1	185
Vicuna, Kevin A	SS	01/14/1998	Puerto La Cruz, Venezuela	R	R	6' 0	144
Vicuna, Kevin A	SS	01/14/1998	Puerto La Cruz, Venezuela	R	R	6' 0	144
Villasamil, Guillermo A	RHS	09/13/2002	Maracaibo, Venezuela	R	R	5' 10	160
Vizcaino, Emanuel E	RHS	08/24/1999	Santo Domingo Centro (D.N.), Dominican Republic	R	R	6' 6	192
Walding, Mitchell S	SS	09/10/1992	Lodi, United States	L	R	6' 3	190
Wall, Forrest A	OF	11/20/1995	Orlando, United States	L	R	6' 0	176
Warmoth, Logan B	SS	09/06/1995	Orlando, United States	R	R	5' 11	195
Watson, Troy D	RHS	06/11/1997	United States	R	R	6' 2	185
Weatherly, Kyle A	RHS	10/03/1994	Garland, United States	R	R	6' 3	198
Williams, Christian D	1B	09/14/1994	Stuart, United States	L	R	6' 2	210
Williams, Kendall A	RHS	08/24/2000	Memphis, United States	R	R	6' 6	205
Wilson, Brad B	RHS	08/15/1996	United States	R	R	6' 1	250
Winckowski, Josh	RHS	06/28/1998	United States	R	R	6' 3	190
Woods Richardson, Simeon	RHS	09/27/2000	United States	R	R	6' 3	210
Wymer, Sean J	RHS	03/19/1997	United States	R	R	6' 1	190
Young, Chavez	CF	08/08/1997	Freeport, Bahamas	S	R	6' 0	205
Zepeda, Jose O	IF	10/01/2000	Santiago Ixcuintla, Mexico	R	R	5' 11	192
Zulueta, Yosver J	RHS	01/23/1998	Remedios, Cuba	R	R	6' 1	190

# 2020 ORGANIZATIONAL COMPOSITE SCHEDULE

BIographies

LAST SEASON

HISTORY

RECORDS

OPPONENTS

PLAYER DEV.

MEDIA & MISC.



MARCH/APRIL 2020						
SUN	MON	TUE	WED	THU	FRI	SAT
				26	27	28
				BOS	BOS	BOS
TOR BOS NH DUN LAN EXT BLU GC						
29	30	31	1	2	3	4
BOS	CIN	CIN	CIN	NY		NY
TOR BOS NH DUN LAN EXT BLU GC						
5	6	7	8	9	10	11
NY	PHI	PHI		KC	KC	KC
TOR BOS NH DUN LAN EXT BLU GC				SWB REA CLR WM	SWB REA CLR WM	SWB REA CLR WM
12	13	14	15	16	17	18
KC SWB	MIN PAW TRN LAK SB	MIN PAW TRN LAK SB	MIN PAW TRN LAK SB	PAW HFD JUP DAY	TB ROC HFD JUP DAY	TB ROC HFD JUP DAY
TOR BOS NH DUN LAN EXT BLU GC						
19	20	21	22	23	24	25
TB ROC HFD JUP DAY	SWB TRN FTM SB	BOS SWB TRN FTM SB	BOS SWB TRN FTM SB	BNG FTM BG	BAL ROC BNG DAY BG	BAL ROC BNG DAY BG
TOR BOS NH DUN LAN EXT BLU GC						
MAY 2020						
SUN	MON	TUE	WED	THU	FRI	SAT
APR. 26	APR. 27	APR. 28	APR. 29	APR. 30	1	2
BAL ROC BNG DAY BG	BOS DUR HFD LAK KC	BOS DUR HFD LAK KC	BOS DUR HFD LAK KC	DUR LAK KC	NY LOU BNG CLR QC	NY LOU BNG CLR QC
TOR BOS NH DUN LAN EXT BLU GC						
3	4	5	6	7	8	9
NY LOU BNG CLR QC	BAL IND REA BRD WIS	BAL IND REA BRD WIS	BAL IND REA BRD WIS	IND BNG CLR BEL	OAK LOU BNG CLR BEL	OAK LOU BNG CLR BEL
TOR BOS NH DUN LAN EXT BLU GC						
10	11	12	13	14	15	16
OAK LOU BNG	TEX PAW POR BRD WM	TEX PAW POR BRD WM	TEX PAW POR BRD WM	CHW PAW BNG TAM SB	CHW LHV BNG TAM SB	CHW LHV BNG TAM SB
TOR BOS NH DUN LAN EXT BLU GC						
17	18	19	20	21	22	23
CHW LHV BNG TAM WM	HOU SWB REA FLO WM	HOU SWB REA FLO WM	HOU SWB REA FLO WM	BAL SWB REA FLO DAY	BAL LHV TRN FTM GL	BAL LHV TRN FTM GL
TOR BOS NH DUN LAN EXT BLU GC						
24	25	26	27	28	29	30
BAL LHV TRN FTM GL	LHV TRN FLO LC	TB SWB FLO LC	TB SWB FLO LC	TB SWB FLO LC	BAL ROC HFD DAY FW	BAL ROC HFD DAY FW
TOR BOS NH DUN LAN EXT BLU GC						

JUNE 2020						
SUN	MON	TUE	WED	THU	FRI	SAT
MAY 31	1	2	3	4	5	6
TOR BOS NH DUN LAN EXT BLU GC	STL ROC HFD DAY FW	STL NOR ERI JUP SB	STL NOR ERI JUP SB	TEX NOR ERI JUP SB	TEX IND RIC TAM FW	TEX IND RIC TAM FW
7	8	9	10	11	12	13
TEX IND RIC TAM FW	LAK GL	SEA NOR ERI LAK GL	SEA NOR ERI LAK GL	SEA NOR ERI PMB DAY	DET DUR ALT PMB DAY	DET DUR ALT PMB DAY
TOR BOS NH DUN LAN EXT BLU GC						
14	15	16	17	18	19	20
DET DUR ALT PMB DAY	SWB AKR DAY LC	SWB AKR DAY LC	SWB AKR DAY LC	TB PAW CLR EUG	PIT PAW CLR EUG	PIT PAW CLR EUG
TOR BOS NH DUN LAN EXT BLU GC						
21	22	23	24	25	26	27
PIT PAW CLR EUG	MIL LHV POR A.S. Break EVE PRN	MIL LHV POR A.S. Break EVE PRN	MIL LHV POR A.S. Break EVE PRN	LAA PAW PMB DAY LC	LAA PAW PMB DAY LC	LAA PAW PMB DAY LC
TOR BOS NH DUN LAN EXT BLU GC						
28	29	30				
LAA PAW HFD DAY SK PUL	LHV HFD STL WM PUL	CHW LHV POR STL WM PUL	CHW LHV POR STL WM PUL			
TOR BOS NH DUN LAN EXT BLU GC						
JULY 2020						
WED	THU	FRI	SAT			
1	2	3	4			
CHW LHV POR STL WM SPO PRN PHI W	CHW SYR POR STL GL SPO PRN PHI W	NY SYR POR STL GL SPO PRN PHI W	NY SYR POR STL GL SPO PRN PHI W			
TOR BOS NH DUN LAN EXT BLU GC						
5	6	7	8	9	10	11
NY SYR REA FLO GL HIL BUR	BOS SWB HFD LAK WM HIL PRN DET W	BOS SWB HFD LAK WM HIL PRN DET W	BOS SWB HFD LAK WM HIL PRN DET W	MIN SWB HFD LAK WM HIL PRN DET W	MIN SWB HFD LAK WM HIL PRN DET W	MIN SWB HFD LAK WM HIL PRN DET W
TOR BOS NH DUN LAN EXT BLU GC						
12	13	14	15	16	17	18
MIN A.S. Break ROC FTM SB SK DAN	A.S. Break A.S. Break A.S. Break FTM SB SK DAN	A.S. Break A.S. Break A.S. Break FTM SB SK DAN	A.S. Break A.S. Break A.S. Break FTM SB SK DAN	PEO TRI BRS DET W	PHI TRI BRS DET W	PHI TRI BRS DET W
TOR BOS NH DUN LAN EXT BLU GC						
19	20	21	22	23	24	25
CLE SYR POR CHA CR HIL GRN	BOS COL HBG TAM BUR HIL GRN	BOS COL HBG TAM BUR HIL GRN	BOS COL HBG TAM BUR HIL GRN	SEA TOL REA CHA CLJ TRI ELZ PHI E	SEA TOL REA CHA CLJ TRI ELZ PHI E	SEA TOL REA CHA CLJ TRI ELZ PHI E
TOR BOS NH DUN LAN EXT BLU GC						
26	27	28	29	30	31	
SEA TOL REA CHA CLJ ELZ	LAA GWN BRD SB BOI BUR PHI W	LAA GWN BRD SB BOI BUR PHI W	LAA GWN BRD SB BOI BUR PHI W	LAA GWN PMB BOI PUL DET W	LAA GWN PMB BOI PUL DET W	
TOR BOS NH DUN LAN EXT BLU GC						

## AUGUST 2020

	SUN	MON	TUE	WED	THU	FRI	SAT 1
TOR							BAL
BUF							TOL
NH							HGB
DUN							PMB
LAN							GL
VAN							BOI
BLU							PUL
GC							PHI E
DS							ARI 1
	2	3	4	5	6	7	8
TOR	BAL	TB	TB	TB	HOU	HOU	HOU
BUF	TOL	ROC	ROC	ROC	SYR	SYR	SYR
NH	HGB		BOW	BOW	AKR	AKR	AKR
DUN	PMB		CLR	CLR	LAK	LAK	LAK
LAN	GL		BG	BG	WM	WM	WM
VAN	BOI	A.S. Break	A.S. Break	A.S. Break	SHP	SPO	SPO
BLU		PRN	PRN	BRS	BRS	BRS	PHI E
GC		NYW	PHI W	DET E	NYW E		
	9	10	11	12	13	14	15
TOR	HOU	TB	TB	TB	CHC	CHC	CHC
BUF	SYR	CHA	CHA	CHA	COL	COL	COL
NH	AKR	RIC	RIC	RIC	BOW	BOW	BOW
DUN	LAK	FTM	FTM	FTM	CHA	CHA	CHA
LAN	WM	LC	LC	LC	WM	WM	WM
VAN	EVE	EVE	EVE	EUG	EUG	EUG	EUG
BLU	ELZ	ELZ	JC	JC	JC	GRN	GRN
GC		PHI E	NYW	PHI W	DET E	NYW E	
	16	17	18	19	20	21	22
TOR	CHC		STL	STL	NYW	NYW	NYW
BUF	GWN		CHA	CHA	GWN	GWN	GWN
NH	ALT		BNG	BNG	ALT	ALT	ALT
DUN	BRD	STL	STL	STL	BRD	BRD	BRD
LAN	DAY	FW	FW	FW	DAY	DAY	DAY
VAN	BOI	JC	EVE	EVE	BOI	BOI	BOI
BLU	JC		KNG	KNG	JC	JC	JC
GC		DET W	PHI E	NYW	PHI W	DET E	NYW E
	23	24	25	26	27	28	29
TOR	NYW	KC	KC	KC	OAK	OAK	OAK
BUF	GWN		LHV	LHV	ROC	ROC	ROC
NH	ALT	BNG	BNG	BNG	POR	POR	POR
DUN	BRD	FLO	FLO	FLO	STL	STL	STL
LAN	DAY	DAY	LC	LC	FW	FW	FW
VAN	BOI	BOI	BOI	SPO	SPO	SPO	TRI
BLU	JC	DAN	DAN	BUR	BUR	BUR	DET E
GC		DET W	PHI E	NYW	PHI W	DET E	

## SEPTEMBER 2020

	SUN AUG. 30	MON AUG. 31	TUE 1	WED 2	THU 3	FRI 4	SAT 5
TOR	OAK		DET	DET	DET	TB	TB
BUF	ROC	PAW	PAW	PAW	SYR	SYR	ROC
NH	POR	TRN	TRN	TRN	TRN	POR	POR
DUN	STL	CHA	CHA	CHA	TAM	TAM	TAM
LAN	FW	FW	SB	SB	GL	CL	CL
VAN	TRI	TRI	TRI	TRI	TRI		EVE
BLU	KNG		KNG				
GC		NYW E		DET W	PHI E	NYW	PHI W
	6	7	8	9	10	11	12
TOR	TB		BAL	BAL	BAL	NYW	NYW
BUF	ROC	ROC					
NH	POR						
DUN	TAM						
LAN	GL						
VAN	EVE	GL					
BLU		EVE					
GC							
	13	14	15	16	17	18	19
TOR	NYW		PHI	PHI		NYW	NYW
BUF							
NH							
DUN							
LAN							
VAN							
BLU							
GC							
	20	21	22	23	24	25	26
TOR	NYW		BOS	BOS	BOS	CLE	CLE
BUF							
NH							
DUN							
LAN							
VAN							
BLU							
GC							
	27	28	29	30			
TOR	CLE						
BUF							
NH							
DUN							
LAN							
VAN							
BLU							
GC							

## KEY TO ABBREVIATIONS

## BUFFALO

BUF	BUFFALO BISONS
CHA	CHARLOTTE KNIGHTS
COL	COLUMBUS CLIPPERS
DUR	DURHAM BULLS
GWN	GWINNETT STRIPERS
IND	INDIANAPOLIS INDIANS
LHV	LEHIGH VALLEY IRONPIGS
LOU	LOUISVILLE BATS
NOR	NORFOLK TIDES
PAW	PAWTUCKET RED SOX
ROC	ROCHESTER RED WINGS
SWB	SCRANTON/WILKES-BARRE RAILRIDERS
SYR	SYRACUSE CHIEFS
TOL	TOLEDO MUD HENS

## NEW HAMPSHIRE

AKR	AKRON RUBBERDUCKS
ALT	ALTOONA CURVE
BNG	BINGHAMTON METS
BOW	BOWIE BAYSOX
ERI	ERIC SEAWOLVES
HGB	HARRISBURG SENATORS
HFD	HARTFORD YARD GOATS
NH	NEW HAMPSHIRE FISHER CATS
POR	PORTLAND SEA DOGS
REA	READING FIGHTIN' PHILS
RIC	RICHMOND FLYING SQUIRRELS
TRN	TRENTON THUNDER

## DUNEDIN

BRD	BRADENTON MARAUDERS
CHA	CHARLOTTE STONE CRABS
CLR	CLEARWATER THRESHERS
DAY	DAYTONA TORTUGAS
DUN	DUNEDIN BLUE JAYS
FLA	FLORIDA FIRE FROGS
FTM	FORT MYERS MIRACLE
JUP	JUPITER HAMMERHEADS
LAK	LAKELAND FLYING TIGERS
PMB	PALM BEACH CARDINALS
STL	ST. LUCIE METS
TAM	TAMPA YANKEES

## LANSING

BEL	BELOIT SNAPPERS
BG	BOWLING GREEN HOT RODS
BR	BURLINGTON BEES
CR	CEDAR RAPIDS KERNELS
CLJ	CLINTON LUMBERKINGS
DAY	DAYTON DRAGONS
FW	FORT WAYNE TIN CAPS
GL	GREAT LAKES LOONS
KC	KANE COUNTY COUGARS
LAN	LANSING LUGNUTS
LC	LAKE COUNTY CAPTAINS
PEO	PEORIA CHIEFS
QC	QUAD CITY RIVER BANDITS
SB	SOUTH BEND CUBS
WIS	WISCONSIN TIMBER RATTTLERS
WM	WEST MICHIGAN WHITECAPS

## VANCOUVER

BOI	BOISE HAWKS
EUG	EUGENE EMERALDS
EVE	EVERETT AQUASOX
HIL	HILLSBORO HOPS
SK	SALEM-KEIZER VOLCANOES
SPO	SPOKANE INDIANS
TRI	TRI CITY DUST DEVILS
VAN	VANCOUVER CANADIANS

## BLUEFIELD

BLU	BLUEFIELD BLUE JAYS
BRS	BRISTOL PIRATES
BUR	BURLINGTON ROYALS
DAN	DANVILLE BRAVES
ELZ	ELIZABETH TOWNS
GRN	GREENVILLE ASTROS
JC	JOHNSON CITY CARDINALS
KNG	KINGSFORD METS
PRN	PRINCETON RAYS
PUL	PULASKI YANKEES

## GULF COAST

ATL	ATLANTA BRAVES
DET	DETROIT TIGERS
HOU	HOUSTON ASTROS
NYW	NEW YORK YANKEES
PIT	PITTSBURGH PIRATES
PHI	PHILADELPHIA PHILLIES
TOR	TORONTO BLUE JAYS





# 2019 FIRST-YEAR PLAYER DRAFT

RD	PICK	PLAYER	SCHOOL	CITY	BIRTHDATE	POS	B	T	HT	WT	SCOUT
1	11	Manoah, Alek	West Virginia U	Morgantown, WV	1998-01-09	RHS	R	R	6'6"	278	Coulson Barbiche
2	52	Williams, Kendall	IMG Academy	Bradenton, FL	2000-08-24	RHS	R	R	6'6"	205	Brandon Bischoff
3	88	Brown, Dasan**	Abbey Park HS	Oakville, ON	2001-09-25	CF	R	R	6'1"	180	Kory Lafreniere
4	117	Robertson, Will	Creighton U	Omaha, NE	1997-12-26	OF	L	L	6'2"	215	Wes Penick
5	147	Morris, Tanner	U Virginia	Charlottesville, VA	1997-09-13	SS	L	R	6'2"	190	Coulson Barbiche
6	177	Tallen, Cameron	UC Berkeley	Berkeley, CA	1998-03-31	SS	R	R	6'2"	180	Randy Kramer
7	207	Edley, J.J.	U Georgia	Athens, GA	1997-05-07	2B	L	R	6'2"	203	Mike Tidick
8	237	Camacho, Angel	Jacksonville U	Jacksonville, FL	1997-06-13	3B	R	R	6'3"	210	Matt O'Brien
9	267	Clarke, Phil	Vanderbilt U	Nashville, TN	1998-03-24	C	L	R	5'11"	190	Nate Murrie
10	297	Santiago, Glenn	International Baseball Academy	Ceiba, P.R.	2000-12-14	SS	R	R	6'1"	180	Matt O'Brien
11	327	Niel, Nick	Randleman HS	Randleman, NC	2001-10-04	1B	R	R	6'6"	290	Jason Beverlin
12	357	Ryan, Sam	Virginia Commonwealth U	Richmond, VA	1998-09-22	RHS	R	R	6'3"	208	Coulson Barbiche
13	387	Schwecke, Trevor	U Wisconsin Milwaukee	Milwaukee, WI	1997-12-18	SS	R	R	6'1"	185	Wes Penick
14	417	Rivera, Eric	Florida Atlantic U	Boca Raton, FL	1997-09-19	OF	R	R	6'0"	175	Matt O'Brien
15	447	Dominguez, Michael	Jefferson HS	Tampa, FL	2000-08-17	RHS	R	R	5'10"	175	Brandon Bischoff
16	477	Lebron, Jackxarel	International Baseball Academy	Ceiba, P.R.	2000-09-08	RHS	R	R	6'3"	175	Matt O'Brien
17	507	DiCesare, Jared	George Mason U	Fairfax, VA	1998-04-21	RHS	R	R	5'11"	200	Coulson Barbiche
18	537	Eisert, Brandon	Oregon St U	Corvallis, OR	1998-01-19	LHP	L	L	6'1"	210	Ryan Fox
19	567	Sosa, Gustavo	Tottenville HS	Staten Island, NY	2001-07-17	C	R	R	6'2"	180	Peter Holmes
20	597	Robbins, Jimmy	Rollins Col	Winter Park, FL	1997-12-22	LHS	L	L	6'2"	170	Matt O'Brien
21	627	Caracci, Parker	U Mississippi	Oxford, MS	1996-09-13	RHR	R	R	6'0"	200	Don Norris
22	657	Fraze, Nicholas	Texas St U	San Marcos, TX	1997-10-24	RHS	R	R	6'4"	200	Chris Curtis
23	687	Tolhurst, Anders	Grossmont Col	El Cajon, CA	1999-09-13	RHS	R	R	6'3"	190	Jim Lentine
24	717	Holhurst, Spencer	Radford U	Radford, VA	1997-11-14	1B	L	R	6'0"	195	Coulson Barbiche
25	747	Larue, Nate	McGill-Toolen HS	Mobile, AL	2001-07-27	C	R	R	6'3"	205	Don Norris
26	777	Mason, J.C.**	Ecole Point-Levy	Quebec City, QC	2002-08-22	LF	L	R	6'4"	185	Kory Lafreniere
27	807	Garcia, Roel	Rice U	Houston, TX	1998-11-21	RHS	R	R	6'4"	220	Chris Curtis
28	837	Ponce, Gabriel	Arizona Western Col	Yuma, AZ	1999-04-29	RHS	R	R	6'2"	205	Darold Brown
29	867	DiCesare, Owen**	A.N. Myer SS	Niagara Falls, ON	2001-08-17	C	L	R	6'3"	210	Kory Lafreniere
30	897	Myers, Noah**	Wabash Valley Col	Mt. Carmel, IL	1999-11-11	OF	L	R	6'3"	195	Jason Beverlin
31	927	Sanderson, Blake	Florida Atlantic U	Boca Raton, FL	1995-11-01	RHS	R	R	6'0"	185	Matt O'Brien
32	957	Halladay, Braden**	Calvary Christian HS	Clearwater, FL	2000-08-14	RHS	B	R	6'3"	150	Brandon Bischoff
33	987	Batcher, Daniel	George Jenkins HS	Lakeland, FL	2000-09-15	LHP	L	L	6'4"	165	Brandon Bischoff
34	1017	Quinones, Luis	San Jacinto Col North	Houston, TX	1997-07-02	RHS	R	R	6'0"	205	Chris Curtis
35	1047	Phillips, Connor	Magnolia West HS	Magnolia, TX	2001-05-04	RHS	R	R	6'2"	190	Max Semler
36	1077	Bradley, Scotty	Indiana U	Bloomington, IN	1997-04-06	IF	L	R	6'2"	205	Matt Huck
37	1107	McInville, Andrew	Liberty U	Lynchburg, VA	1996-11-03	RHS	R	R	6'1"	210	Coulson Barbiche
38	1137	Sloniger, Ryan	Penn St U	University Park, PA	1997-03-20	C	L	R	5'11"	200	Tom Burns
39	1167	Corona, Octavio	Otay Ranch HS	Chula Vista, CA	2000-09-05	RHP	R	R	6'0"	160	Randy Kramer
40	1197	Obeso, Miguel	Cowley County CC	Arkansas City, KS	1999-09-03	RHP	R	R	6'3"	265	Dallas Black

Players in bold were signed by the club

\*\*Indicates player is Canadian

## 2019 INTERNATIONAL SIGNINGS

PLAYER	POS	B/T	COUNTRY	BIRTHDATE	SCOUT	SUPERVISOR
De Castro, Rikelbin	SS	R/R	Dominican Republic	01/23/2003	Luis Natera	Lorenzo Perez
Machado, Estiven	SS	S/R	Venezuela	10/04/2003	Oscar Delgado	Jose Contreras
Robertis, Robert	CF	L/L	Venezuela	11/29/2002	Miguel Leal	Jose Contreras
Brito, Peniel	3B	R/R	Dominican Republic	12/20/2002	Alexis De La Cruz	Lorenzo Perez
Ayala, Cesar	RHS	R/R	Venezuela	02/17/2003	Miguel Leal	Jose Contreras
Garcia, Endri	IF	R/R	Venezuela	11/09/2002	Alirio Ledezma	Jose Contreras
Feliz, Cristian	OF	L/L	Dominican Republic	09/07/2002	Alexis De La Cruz	Lorenzo Perez
Mesia, Victor	C	R/R	Venezuela	01/18/2003	Miguel Leal	Jose Contreras
Santos, Dahian	RHS	R/R	Venezuela	02/26/2003	Francisco Plascencia	Jose Contreras
Castro, Christopher	LHS	R/R	Dominican Republic	08/17/2002	Eric Ramirez	Lorenzo Perez
Villasini, Guillermo	RHS	R/R	Venezuela	09/13/2002	Alirio Ledezma	Jose Contreras
Del Rosario, Angel	SS	R/R	Dominican Republic	01/11/2003	Luis Natera	Lorenzo Perez
Beltre, Starlin	OF	R/R	Dominican Republic	02/20/2003	Luis Natera	Lorenzo Perez
Arias, Victor	CF	L/L	Venezuela	08/24/2003	Miguel Leal	Jose Contreras
Lopez, Jean	RHS	R/R	Dominican Republic	10/17/2002	Luis Natera	Lorenzo Perez
Ozoria, Julio	OF	R/R	Dominican Republic	11/06/2002	Luis Natera	Lorenzo Perez
Gomez, George	RHS	R/R	Venezuela	01/05/2003	Alirio Ledezma	Jose Contreras
Bullon, Luis	C	L/R	Venezuela	12/14/2001	Francisco Plascencia	Jose Contreras
Caruci, Sergio	RHS	R/R	Venezuela	10/12/2002	Francisco Plascencia	Jose Contreras
Linarez, Darlington	OF	L/L	Dominican Republic	05/25/2002	Alexis De La Cruz	Lorenzo Perez
Ramirez, Jorge	RHS	R/R	Mexico	08/02/2002	Aaron Acosta	Aaron Acosta
Perez, Nathanael	RHS	R/R	Dominican Republic	04/02/2001	Luis Natera	Lorenzo Perez
Jimenez, Brahim	LHS	R/R	Dominican Republic	12/10/2002	Alexis De La Cruz	Lorenzo Perez
Veracierto, Francisco	IF	R/R	Venezuela	01/29/2002	Miguel Leal	Jose Contreras
Medina, Frank	RHR	R/R	Dominican Republic	10/28/2000	Luis Natera	Jose Contreras
Mordan, Yeireth	OF	R/R	Dominican Republic	04/23/2003	Alexis De La Cruz	Lorenzo Perez
Arnaez, Jean	IF	R/R	Panama	08/22/2002	Alex Zapata	Francisco Plascencia
Valdez, Yoicel	RHR	R/R	Dominican Republic	03/11/2002	Eric Ramirez	Lorenzo Perez
Yeje, Leifar	CF	S/R	Dominican Republic	07/15/2002	Alexis De La Cruz	Lorenzo Perez
Gutierrez, Omar	UTL	R/R	Venezuela	09/21/2002	Alirio Ledezma	Jose Contreras
Correa, Leo	RHS	R/R	Venezuela	08/22/2001	Miguel Leal	Jose Contreras
Perez, Carlos	LHS	R/R	Venezuela	07/02/2003	Francisco Plascencia	Jose Contreras
Sanchez, Yeuri	LHS	L/L	Dominican Republic	01/03/2002	Alexis De La Cruz	Lorenzo Perez
Perez, Wilder	UTL	R/R	Venezuela	01/08/2002	Miguel Leal	Jose Contreras
Vargas, Stephen	RHR	R/R	Venezuela	02/12/2002	Oscar Delgado	Jose Contreras
Viana Ohashi, Rafael	RHS	R/R	Brazil	10/08/2002	Francisco Plascencia	Francisco Plascencia
Araujo, Amin	OF	R/R	Dominican Republic	09/22/2000	Alexis De La Cruz	Lorenzo Perez
Perez, Kelvin	RHS	R/R	Venezuela	09/09/2000	Francisco Plascencia	Jose Contreras
Rodriguez, Christopher	RHS	R/R	Dominican Republic	04/21/2001	Alexis De La Cruz	Lorenzo Perez
Herrera, Jefferson	RHS	R/R	Dominican Republic	06/02/1999	Luciano Del Rosario	Lorenzo Perez
Santos, Wladimir	OF	L/L	Dominican Republic	08/15/2001	Alexis De La Cruz	Lorenzo Perez
Cruz, Darwin	RHR	R/R	Dominican Republic	11/11/2001	Eric Ramirez	Lorenzo Perez
Concepcion, Yohan	RHS	R/R	Dominican Republic	02/05/2001	Luis Natera	Lorenzo Perez





## ***MEDIA & MISCELLANEOUS***

**HAZEL MAE AND SHI DAVIDI**

# TORONTO BLUE JAYS™

## MEDIA SERVICES

**TORONTO BLUE JAYS BASEBALL MEDIA  
ROGERS CENTRE  
ONE BLUE JAYS WAY, SUITE 3200  
TORONTO, ONTARIO M5V 1J1  
OFFICE: (416) 341-1301/1302/1303**

**CREDENTIALS:** To obtain media credentials to cover Toronto Blue Jays 2020 home games, please log on to <http://credentials.mlb.com>. Credential requests for individual games must be submitted at least 48 hours in advance of the requested game date, subject to the discretion of the Toronto Blue Jays.

We will respond to your request as soon as possible. If you are not contacted by someone from our office, please call at least one day in advance, to confirm that you have credentials before arriving at the ballpark.

Credentials will be issued only to members of the working media 18 years of age and older. No spouses, guests or children of members of the media will be issued passes.

Media passes are not transferable. Media passes must be visible at all times and will be checked by stadium security.

Any violation of these guidelines will result in immediate revocation of the credential and future access. Only credentials issued by the Toronto Blue Jays, Major League Baseball or the BBWAA will be honoured.

**SEASON CREDENTIAL APPLICATIONS:** The Blue Jays will issue full-season credentials to those media members who cover the club on a regular basis throughout the season. Media will be asked to submit their requests for Blue Jays season media credentials through the MLB credential system under Toronto Blue Jays 2020 Season Credentials (RC only). All requests for season credentials must be submitted by March 1, 2020.

**CREDENTIAL PICKUP:** Members of the media can pick up approved daily credentials inside Gate 9 at Rogers Centre, photo identification is required. Using the Gate 9 elevator, the media centre is located on the 300 level and the broadcast booths are located on the 400 level. Press Gate opens 4 hours prior to game time.

**CLUBHOUSE ACCESS:** The clubhouse is open to media with proper credentials for working purposes 3 ½ hours prior to each game and closes at the start of batting practice. The clubhouse will re-open no later than 10 minutes following the final out of each game. Access to the visiting clubhouse is subject to the visiting club's guidelines.

**FIELD ACCESS:** Only credentialed media with field access will be allowed onto the field prior to the game. No media will be allowed in fair territory or beyond the first and third base bags. All non-uniformed personnel must clear the field at the conclusion of visitors batting practice unless that individual has credentials expressly for in-game field privileges (photo passes, pre-game ceremonies, etc.)

**LIVE TRANSMISSIONS:** Television and radio stations not holding broadcast rights for Blue Jays games will be allowed to transmit live reports prior to and after Blue Jays games. All live television shots will be done on the field. No live shots will be permitted from the clubhouses. No live transmissions inside the stadium by non-rights holders will be permitted while the rights holders are on the air or the game is in progress. Radio stations will be permitted to provide "scene setters" and score updates between innings but these reports may not continue once an inning is underway. Any violations of these policies will result in revocation of credentials.

**AUTOGRAPHS:** No member of the media may use their access to solicit autographs or equipment from players or staff of either participating team. Any autograph needs should be directed to the Baseball Media Department. Failure to do so will result in the revocation of credential privileges and forfeiture of any items obtained.

**NOTES & STATISTICS:** Game information is available in the media centre two hours prior to first pitch, as well, this information is available at [www.mlbpressbox.com](http://www.mlbpressbox.com) and [www.bluejayspressbox.com](http://www.bluejayspressbox.com).

**MEDIA GUIDES:** Media Guides are available upon request in the baseball media centre. As well, all MLB club media guides are available at [www.mlbpressbox.com](http://www.mlbpressbox.com).

**POST GAME PROCEDURES:** Manager Charlie Montoyo will be available to the media immediately after the game in the Interview room adjacent to the Blue Jays clubhouse. Post-game interviews with the manager and players, conducted by the media with deadlines should be related to game comments.

**FREELANCE:** The Toronto Blue Jays do not credential freelance writers or photographers.

An exception can be made if, and only if, the writer or photographer is on assignment with a specific news organization, and all photographs taken are to be used for newsgathering purposes or official licensed products. It is the responsibility of the requesting affiliation to confirm receipt, and subsequent approval/denial of access to the game requested.

**PHOTO CREDENTIALS:** Credentials will be issued to those photographers on assignment for legitimate newsgathering organizations and those representatives of companies licensed by Major League Baseball.

**INTERNET MEDIA/WEBSITES:** Due to the growth of on-line services and our limited number of press box seats, the Blue Jays will only issue daily credentials to those websites affiliated with a recognized news gathering organization.

**LOST CREDENTIALS:** Those members of the media who lose their Blue Jays Credential will be asked to make a \$50.00 donation to the Jays Care Foundation prior to being issued a replacement credential.

**TELEPHONES:** As a courtesy, charge-a-call phones are available for media use in the press box. To order a dedicated phone line at a specific press box location, please contact the Blue Jays Baseball Media Department at (416) 341-1303.

**INTERNET CONNECTION:** We are pleased to offer both wireless and hard wire internet connections in the media centre and wireless connection in the photo dugouts. Please contact a member of the Baseball Media Department for assistance.

**MEDIA DINNING:** Located on the 300 Level of the Media Centre, there is a \$13.00 CDN or \$12.00 US charge per meal. Media dining is open for service two-and-a-half hours prior to first pitch to accredited members of the media.

**MAJOR LEAGUE BASEBALL DRESS GUIDELINES:** Clothing should be appropriate for a business casual work environment. No flip-flops, no t-shirts bearing offensive, disrespectful or inappropriate messages and no ripped jeans are permitted. Clothing bearing MLB club logos should not be worn in press areas. Sheer or see-through clothing, excessively short skirts, dresses or shorts are not permitted. Tank tops, muscle shirts, one-shouldered or strapless shirts as well as clothing exposing bare midriffs or visible undergarments are not permitted.





# 2020 REGULAR SEASON CLUB/MEDIA REGULATIONS

The following are Major League Baseball's regulations for Club/Media Relations. They are to be observed by all parties:

1. All accredited press, radio and TV representatives shall have pre-game access to the clubhouse from three hours and 30 minutes prior to game time until one hour prior to game time, except that: (a) the media shall not have access to the clubhouse when the club is on the field for batting practice; and (b) the media may not return to the home clubhouse once the home club has taken batting practice. No Club may provide pre-game access prior to three hours and 30 minutes prior to game time. The media shall have access (outside of the clubhouse) to the home Club's manager, players or coaches after home batting practice to discuss developments (such as lineup changes, injuries, and workouts) that occur after the clubhouse closes.
2. Absent unusual circumstances that require a team meeting immediately following a game, the working media shall have access to both clubhouses no later than 10 minutes following the final out of each game (including doubleheaders and day/night split admission games). When such unusual circumstances exist, and such instances are expected to be rare, the working media shall have access to the clubhouse no later than 20 minutes following the final out of the game. The Commissioner's Office reserves the right to require access to the clubhouse 10 minutes following the final out of all games if the "team meeting" exception is abused.
3. The working media's access following a game shall be for a period no longer than one hour unless reasonable access to players is not provided during that time; provided, however, that card-carrying members of the Baseball Writers Association of America ("BBWAA") will have unlimited access after the post-game opening of the clubhouse. If reasonable access is not provided, the clubhouse must remain open. Members of the media, other than BBWAA members, may make arrangements with the club PR Director for extended access.
4. Media credentials are not transferable.
5. Clubhouses, the dugouts and the field are off-limits except to appropriate club, Commissioner's Office personnel and media bearing appropriate credentials. Club credentials are not to be issued to unauthorized personnel. The Commissioner's Office reserves the right to revoke inappropriately issued credentials.
6. Players will be available to the media before and after games for interviews. These periods should not be limited except for the pre-game period described in #1 above, and the post-game period described in #2 above. Upon request by the media, players who had key roles in the first game of a doubleheader are to be made available for a time between games.
7. The trainer's room and players' lounge are off-limits to the media, but each club controls these areas, and it is vital these areas not be used as a sanctuary for players seeking to avoid the media. It is very important to our game that ALL players are available to the media for reasonable periods and it is the player's responsibility to cooperate.
8. Ropes or other restraining barriers are not permitted to bar the media.
9. A general code is to be observed by the media so uniformed personnel may do their work unimpeded. Media are to be allowed in foul territory, in an unrestricted manner, in an area that is to be not less than the territory between first and third bases, and which territory includes the area around the batting cage, except the dirt area around the batting cage.

10. Under no circumstances shall any club discriminate in any fashion against an accredited member of the media based upon race, creed, sex or national origin.

11. Physical abuse or threats directed to members of the media (and/or official scorers) by baseball personnel will not be tolerated. Disciplinary action, including fines and suspensions, will be considered in any cases that arise.

12. Visitors in the clubhouse, including accredited media members, should conduct themselves in a professional manner. There shall be no seeking of autographs, no touching or removing of equipment or personal items from lockers, and no sampling of players' food spreads. Clubhouses are work places. Clubhouse business should be conducted as expeditiously as possible with a minimum of disruption of regular game routines. Members of the media should not excessively linger in the clubhouse when not interviewing players. Members of the media who violate the code of conduct set forth in this paragraph shall be subject to sanctions, including the loss of their accreditation as provided for in paragraph 17 below.

While in the clubhouse, members of the media are expected to be doing business. Members of the media are expected to conduct themselves in a professional manner and to respect the privileges and environment of restricted areas and working press areas at all times. Any media member in violation of this conduct policy is subject to revocation of his or her privileges and may be subject to immediate ejection.

13. Live TV and/or radio interviews with uniformed personnel during the course of a game are not authorized or permitted, nor is attaching a microphone to any uniformed personnel permitted without approval from the Commissioner's Office. Microphones may not be placed in or adjacent to dugouts and/or bullpens in a manner that will allow uniformed personnel's remarks or conversations to be overheard during the course of a game without the prior approval of the Commissioner's Office.

14. Live telephone interviews are not allowed from the clubhouse or the field without prior approval of the club. Mobile telephones with digital photography capabilities are prohibited.

15. Telephones from both dugouts to the press box are to be maintained in working order for the purpose of providing information regarding special circumstances to the media during the course of a game. Explanations of injuries should be made as soon as possible (to both the media and fans in the stadium).

16. Any club whose personnel violate these regulations will be disciplined. Any member of the media who violates these regulations will lose his or her accreditation.

17. BBWAA members are not required to sign in for clubhouse or other restricted area access but may be logged in by club personnel, subject to individual club policies. Other accredited media may be required to sign in for clubhouse access, subject to individual club policies.

BIOGRAPHIES

LAST SEASON

HISTORY

RECORDS

OPPONENTS

PLAYER DEV.


MEDIA & MISC.





**BUCK MARTINEZ**  
**PLAY-BY-PLAY ANNOUNCER**

Buck Martinez returns for an 11th season in the broadcast booth after returning to the Blue Jays for the first time since managing the club in 2002. The 71-year-old brings with him 53 years of baseball experience, including 20 years as a player, 38 years in broadcasting, and two as a manager. Beginning in 1967 when he was signed by the Philadelphia Phillies, Martinez spent 20 years as a catcher in professional baseball with the Kansas City Royals, Milwaukee Brewers and his final six seasons with the Blue Jays. He appeared in the postseason with Kansas City in 1976, batting .333 in the five-game ALCS against the New York Yankees. Has written three books about his experiences with the Blue Jays, "From Worst to First" (1985), "The Last Out" (1986), and "Change-up" (2016). Among his 14 seasons associated with the Blue Jays, he served as manager for Toronto in 2001 and part of the 2002 season, compiling a 100-115 record. In 2006, he managed the United States team in the inaugural World Baseball Classic. He then took part in the next three WBC's as a colour commentator. Martinez' first experience with broadcasting came in 1982 when he covered the American League Championship Series, the World Series and the All-Star Game for the Telemedia Radio Network. His television broadcast career began in 1987 as a colour commentator for the Toronto Blue Jays on TSN. He began his work with ESPN radio and television in 1992, and in 1995, Martinez was awarded a Sports EMMY Award for his work on ESPN's coverage of Cal Ripken's 2,131st consecutive game. He worked as a television analyst for the Baltimore Orioles from 2003-2009, for which he won another EMMY, and has also served as a co-host of XM Radio's Baseball This Morning show on the MLB Home Plate channel. Martinez contributed colour commentary for Sunday afternoon games on TBS, as well as for the network's postseason coverage. Most recently, he has worked the All-Star game and the World Series over the last four seasons for MLB International and will do so again this fall. This year, he also takes over as President of the Baseball Assistance Team (B.A.T.), which is dedicated to confidentially assisting members of the baseball family. A California native, Martinez attended Sacramento City College, Sacramento State University, and Central Missouri State University. He and his wife, Arlene, have been married for 45 years and now reside in New Port Richey, FL. They have one son, Casey, a 47th round pick by Toronto in the 2000 First-Year Player Draft.



**DAN SHULMAN**  
**PLAY-BY-PLAY ANNOUNCER**

Dan Shulman returned to the Toronto Blue Jays broadcast booth in 2016 after a 15-year absence. The Toronto native began his broadcasting career locally in 1990 at CKBB in Barrie before moving to the FAN 1430 (now Sportsnet 590 The FAN) in 1991, where he hosted a number of shows, including Prime Time Sports, The Major League Report and Baseball Today. He began serving as the Blue Jays' play-by-play commentator in 1995 alongside current Blue Jays play-by-play announcer, Buck Martinez. Following his departure from Toronto's broadcast booth in 2001, he joined ESPN full-time after having worked for the network part-time beginning in 1995. The graduate of Western University was the voice of Wednesday Night Baseball (2002-2007), Monday Night Baseball (2008-2010) and served as ESPN's Sunday Night Baseball play-by-play announcer from 2011-2017. In addition, Shulman has called ESPN Radio's MLB postseason since 1998, including the World Series since 2011. He has been a play-by-play voice for NCAA basketball for ESPN since 1995, including the network's signature Saturday Primetime games since 2007. Shulman has received several honours and accolades for his work, including being named the 2011 NSMA National Sportscaster of the Year in the US. Additionally, he is the first two-time winner of the Sports Media Canada Broadcaster of the Year award (2000, 2007).



**PAT TABLER**  
**COLOUR COMMENTATOR**

Pat Tabler brings a wealth of experience to Rogers Sportsnet as the network's baseball colour commentator. A former Major Leaguer, Tabler started as a studio analyst on TSN Baseball Tonight in 1993. In 2001, Tabler became the network's full-time analyst on Blue Jays telecasts. The native of Cincinnati, OH, began his Major League career with the Chicago Cubs in 1981 before stops in Cleveland, Kansas City, New York and eventually Toronto, where he won a World Series in 1992. An All-Star in 1987, Tabler was perhaps best known to baseball fans as one of the game's greatest career clutch hitters, batting nearly .500 in bases-loaded situations. Tabler was a 1st round pick of the New York Yankees in the 1976 amateur draft and had a career batting average of .282 over 12 Major League seasons.



## **JAMIE CAMPBELL** **HOST, BLUE JAYS CENTRAL**

Jamie Campbell got his start in sports broadcasting at CBC Sports in 1987. He was a sports anchor at CBC Edmonton from 1993 to 1997 before moving on to CJOH Ottawa for a year. In 1998, he became one of Sportsnet's original broadcasters and co-hosted the first edition of Sportscentral (now Sportsnet Central). He's hosted coverage of the Grey Cup, Super Bowl, NHL Draft, MLB All-Star Game and MLB post-season. He called play-by-play for the Toronto Phantoms of the Arena Football League from 2002-2003, the CFL on Sportsnet in 2004, and was the play-by-play voice of the Toronto Blue Jays from 2005 to 2009. In 2010, at the Olympic Winter Games in Vancouver, millions of Canadians were watching when Campbell announced the country's historic first gold medal won in Canada by Alexandre Bilodeau. He also called the play-by-play for cycling at the London Olympics in 2012. Campbell has been part of the Blue Jays' broadcast team since 2005 and is in his 10th season as host of Blue Jays Central.



## **JOE SIDDALL** **ANALYST**

Entering his 7th season with Sportsnet, Joe Siddall was a member of the Blue Jays radio team for four years before moving to television in 2018 as an analyst on Blue Jays Central along side Jamie Campbell. He spent the previous 12 years assisting the Detroit Tigers with batting practice for home games. Signed as a free agent by the Montreal Expos in 1987, Siddall played 13 years professionally as a catcher with Expos, Marlins, Tigers and Red Sox (1988-2000), spending parts of four seasons in the Major Leagues with Montreal (1993, 1995), Florida, (1996) and Detroit (1998). He hit his lone Major League home run on August 7, 1998 off Seattle LHP Jeff Fassero at Tiger Stadium in Detroit. Born and raised in Windsor, Siddall attended Assumption High School before accepting a football scholarship to Central Michigan University as a quarterback. Joe and his wife (Dr. Tamara Siddall) have four children - Brooke, Brett, Mackenzie and Kevin (deceased).

# **RADIO**

## **THE SPORTSNET RADIO NETWORK**



## **BEN WAGNER** **PLAY-BY-PLAY ANNOUNCER**

In his third season as the radio voice of the Toronto Blue Jays, Ben Wagner spent the previous 11 seasons with the club's Triple-A affiliate, the Buffalo Bisons (2007-2017), handling broadcast duties on radio and television. The native of New Paris, Indiana, started his professional career in baseball with the Lakewood BlueClaws (2004-2006). Wagner attended Indiana State University where he was the sports director at WISU for three years and broadcasted baseball, football and basketball. Away from the ballpark, he enjoys broadcasting college basketball, volunteering in the community and being active outdoors.



## **MIKE WILNER** **PLAY-BY-PLAY ANNOUNCER**

In his 18th season as a member of the Blue Jays' broadcast crew - and 30th year on the Blue Jays beat - Mike Wilner joins broadcast partner Ben Wagner for their second season as the full-time radio crew. The first Blue Jays radio play-by-play broadcaster who was born and raised in Toronto, Ontario, Mike hosted the pre- and post-game (BlueJaysTalk) shows from 2002-2018, while moving into a full-time play-by-play role in 2013. A graduate of the University of Toronto in 1994 (B.Sc. Psychology; Ethics, Society and Law), he began his radio career with University of Toronto Radio in 1988, where covering the Blue Jays was among his duties. Mike was named Sports Director in 1989, and did play-by-play of U of T hockey, football and basketball. He started his professional play-by-play career at age 19 with the Single-A Welland Pirates, later broadcasting for the Single-A Watertown Indians and Double-A Hardware City (New Britain) Rock Cats. Mike is also the fiercely proud father of two teenage daughters.





## LE BASEBALL DES BLUES JAYS



### JACQUES DOUCET

#### PLAY-BY-PLAY ANNOUNCER (FRENCH)

For 33 years on CKAC, Jacques Doucet was the voice of the Montreal Expos. Followed suit with the play-by-play calls for the Capitales de Québec of the Can-Am league. Inducted into the Québec (2002) and Canadian (2003) Baseball Hall of Fame, he met again with his long-time friend Rodger Brulotte to put together again the celebrity duo that is so synonymous with the Montreal Expos, but is now the French-speaking voice of the Toronto Blue Jays. Doucet was the recipient of the Jack Graney Award in 2004.



### RODGER BRULOTTE

#### PLAY-BY-PLAY ANNOUNCER (FRENCH)

Rodger Brulotte's association with the Expos began in 1969 as a member of the club's scouting department. The following year he was named administrative assistant to the director of scouting and player personnel, Mel Didier. Brulotte had also been in public relations and marketing as well as serving as the team's traveling secretary from 1977-1978. He spent 17 seasons with Jacques Doucet on the Expos' French radio network. For his work on television, more than 20 years at RDS analyzing Expos games, Major League baseball games, All-Star games and postseason games, he and his partner, Denis Casavant, were nominated twice for a Géméaux Award for sports broadcasting. In 2013, Brulotte was honoured with the Jack Graney Award joining Jacques Doucet, Jerry Howarth and Tom Cheek as members of this elite group. As of August 2012, he joined TVA Sports Network as an analyst on the Blue Jays' French broadcasts. His hobbies are golf, books and movies.

## 2020 BLUE JAYS RADIO STATION LIST

### BRITISH COLUMBIA

CKFR	Kelowna	1150 AM
CISL	Vancouver	650 AM

### ALBERTA

CFAC/Sportsnet 960		
The FAN	Calgary	960 AM
CFRN	Edmonton	1260 AM

### SASKATCHEWAN

CJSL	Estevan	1150 AM
CFYM	Kindersley	1210 AM
CJYM	Rosetown	1330 AM
CFSL	Weyburn	1190 AM

### MANITOBA

CFRW	Winnipeg	1290 AM
------	----------	---------

### ONTARIO

CKWS	Kingston	104.3 FM
CKGL	Kitchener	570 AM
CFPL	London	980 AM
CKAT	North Bay	600 AM
CIWW	Ottawa	1310 AM
CJMB	Peterborough	90.5 FM
CHOK	Samia	1070 AM
CJCS	Stratford	1240 AM
CJCL/Sportsnet 590		
The FAN	Toronto	590 AM
CKNX	Wingham	920 AM

### QUEBEC

CKGM	Montreal	690 AM
------	----------	--------

### NOVA SCOTIA

CJNI	Halifax	95.7 FM
------	---------	---------



As the only sports and entertainment venue of its size and design in Canada, Rogers Centre is one of the most dynamic and versatile entertainment facilities in the world. From music and sport to trade and community events, some of the most iconic rock stars, entertainers, athletes, religious figures, and inspirational leaders have all delighted audiences under the dome.

Since its spectacular opening on **June 3, 1989**, Rogers Centre has achieved the highest honours in the stadium entertainment industry. Formerly known as SkyDome, the venue was renamed Rogers Centre on February 2, 2005. Structurally, Rogers Centre remains much the same today as it was when it opened in 1989, with the exception of several impactful cosmetic changes the building has undergone over the past few years, including widened concourses; updated suites; and new video and broadcast technology as part of an extensive \$20 million rejuvenation project.

One of the unique features of Rogers Centre is that it can be transformed to meet the needs of any event by converting between two primary modes: baseball and football. The 100 Level seats sit on a railway track system that rotates between each mode within hours. In addition, Rogers Centre has a fully retractable roof that enables the venue to convert into an open-air facility and rotate back in less than a half-hour, ensuring that no event needs to be cancelled due to inclement weather. The roof system features a series of three moveable panels and one stationary panel, which takes approximately 25 minutes to open or close fully. The roof weighs 11,000 tons and covers an area of 339,343 square feet, with the highest point standing 282 feet above field level.

Architects Rod Robbie and Michael Allen designed the building and patented its retractable roof system. Preparation of the site began in April 1986, with ground-breaking in October of that same year. The last exterior concrete was poured in November 1988 and the first test of the moveable roof panels was performed in January 1989. More than 10,000 person-years of employment were created with the construction of Rogers Centre.

Rogers Centre is home to impressive technology including the video and ribbon boards located in the north end and around the circumference of the 300 Level. Purchased in 2005 from Daktronics, the screen is one of the industry's leading with PROSTAR® VIDEOPLUS which uses state of the art LED technology. Measuring 110 feet wide by 33 feet high, the video board is capable of projecting 4.3 trillion colours.

The Blue Jays saw significant changes to the Rogers Centre playing surface at the start of the 2016 season. After extensive offseason research, a decision was made to retrofit the infield from its original state (four separate concrete pits filled with dirt forming home, 1st, 2nd and 3rd base) to an all dirt infield. The new dirt infield allows for greater material depth, which ensures the best quality infield surface and more consistency with Major League Baseball. Now approximately 12,000 square feet, the infield is made up of five distinct layers starting with the under fill – the existing sand and gravel base below the concrete floor – then a two-inch layer of pea gravel, which provides an area for excess water to drain. Above the pea gravel is a four-inch layer of sub-angular sand, which is an important part of the moisture management system. The remaining six-inches is filled with baseball dirt – a product made up of 60% sand, 20% clay, and 20% silt, processed specifically for baseball fields. Sitting on top of the baseball dirt is the top layer, also known as “top dressing,” which is a loose layer of calcined and vitrified clay material.

The remainder of the field is a roll up synthetic turf system, made up of the AstroTurf 3DXtreme 60 product, installed for the 2015 season. This product is a blend of monofilament and slit-film face fibres combined with a texturized thatch and reinforced backing that looks, feels, and plays more like a natural grass field. The 3DXtreme product differs from past surfaces in the type of infill required between the turf fibres.

The field is comprised of 85 panels for the baseball configuration. The largest roll is 52 metres (170 feet) long by 4.5 metres (15 feet) wide with a roll diameter of 1.4 metres (4.5 feet). With a symmetrical layout in baseball mode, the field measures 328 feet down the foul lines, 375 feet to the power alleys and 400 feet to dead center field. The diamond is centred two degrees off perfect north with a 10-foot-high outfield wall, fully padded for the protection of the players. The pitcher's mound is constructed on a fibreglass dish that is lowered and raised by a hydraulic system.

Aramark is the exclusive food and beverage supplier of Rogers Centre.

Conveniently located in the heart of Toronto's vibrant downtown community, at the base of the CN Tower and close to the Entertainment and Financial Districts, the stadium is easily accessible via the TTC and GO Transit

## ROGERS CENTRE INTERESTING FACTS

- The entire *Rogers Centre* complex spans 12.7 acres (5.14 hectares). The building itself takes up 11.5 acres (4.66 hectares).
- The diameter of the building is 700 feet while the volume inside the stadium with the roof closed is 56.5 million cubic feet (1.6 million cubic meters).
- On average, it takes approximately 40 hours to convert the field from baseball to football mode.
- Seating Capacity: approximately 54,000 (depending on layout of event)
- **Baseball Capacity: 49,286**
- Suites: 151 suites are conveniently located on the 300 and 400 levels of the venue.
- The Toronto Blue Jays 1993 World Series Title was won on home turf at *Rogers Centre* (Saturday, October 23 vs. Philadelphia; 8-6)
- On March 17, 2002 *Rogers Centre* set a venue attendance record when it hosted 68,237 fans for WrestleMania X8.
- The names of workers who helped build *Rogers Centre* can be found in a permanent tribute located in the north end of the 100L concourse.

## ROGERS CENTRE MARQUEE DATES

- Official Groundbreaking: October 3, 1986
- Opening Ceremony: June 3, 1989
- Firsts:
 

Baseball:	June 5, 1989
Concert:	Rod Stewart – June 8, 1989
Football:	June 29, 1989 (pre-season)
	July 12, 1989 (regular season)



## SKYDOME/ROGERS CENTRE FIRSTS

**GAME** – Monday June 5, 1989  
(Blue Jays-3, Milwaukee Brewers-5)

**WIN** – Wednesday, June 7, 1989  
(Blue Jays-4, Milwaukee-2)

**ATTENDANCE** – 48,378

**TIME/TEMP** – 2:43/18°C

**PITCHER** – Jimmy Key, Toronto

**BATTER** – Paul Molitor, Milwaukee (doubled)

**PLATE UMPIRE** – Rocky Roe

**PITCH** – Fastball, called strike

**HIT** – Double by Paul Molitor in 1st inning

**RUN** – Paul Molitor in 1st inning

**SINGLE** – Kelly Gruber, Toronto, 1st inning

**DOUBLE** – Paul Molitor, 1st inning

**HOME RUN** – Fred McGriff, Toronto, 2nd inning

**RBI** – Gary Sheffield, Milwaukee, 1st inning

**WINNING PITCHER** – Don August, Milwaukee

**BLUE JAYS WINNING PITCHER** – John Cerutti

**LOSING PITCHER** – Jimmy Key, Toronto

**SAVE** – Dan Plesac, Milwaukee

**PUTOUT** – Nelson Liriano, Toronto

**ASSIST** – Kelly Gruber, Toronto

**STOLEN BASE** – Fred McGriff, 6th inning

**WALK** – George Bell, Toronto, 2nd inning

## FIRST GAME PLAYED AT EXHIBITION STADIUM

The Blue Jays slugged their way to a 9-5 triumph over the Chicago White Sox in their April 7, 1977, debut.

Despite snow flurries before the game and near-freezing temperatures, 44,649 fans witnessed the exciting contest, which featured 16 hits by the Blue Jays and 15 by Chicago.

The Blue Jays played 968-games from April 7, 1977-May 28, 1989 at Exhibition Stadium posting a record of 492-476 with 23,213,567 fans passing through the turnstiles.

## EXHIBITION STADIUM FIRSTS

**GAME** – Thurs. April 7, 1977  
(Blue Jays 9, Chicago White Sox 5)

**ATTENDANCE** – 44,649

**TIME/TEMP.** – 3:22/0°C. (32°F)

**PITCHER** – Bill Singer, Toronto

**BATTER** – Ralph Garr, Chicago (walked)

**PLATE UMPIRE** – Nestor Chylak

**PITCH** – Called strike

**HIT** – Home run by Richie Zisk, first inning, none on

**RUN** – Ralph Garr (scored on sacrifice fly by Jorge Orta)

**SINGLE** – Jim Spencer, Chicago, April 7, 1977, first inning

**DOUBLE** – Richie Zisk, Chicago, April 7, 1977, second inning

**TRIPLE** – Ron LeFlore, Detroit, April 12, 1977, fifth inning

**HOME RUN** – Richie Zisk, April 7, 1977, first inning

**FIRST RBI** – Jorge Orta, Chicago, April 7, 1977, 1st inning

**INSIDE-THE-PARK HOME RUN** – Cecil Cooper, Milwaukee, May 5, 1977 (fifth inning)

**GRAND SLAM HOME RUN** – Hector Torres vs. New York, June 27, 1977 (fifth inning, off Ron Guidry)

**TWO HOME-RUN GAME** – Doug Ault, Toronto, April 7, 1977

**THREE HOME-RUN GAME** – John Mayberry, K.C., June 1, 1977

**PINCH-HIT HOME RUN** – Al Woods, Toronto, April 7, 1977 (fifth inning)

**WINNING PITCHER** – Jerry Johnson, Toronto (in relief), April 7, 1977

**LOSING PITCHER** – Ken Brett, Chicago (starter), April 7, 1977

**SAVE** – Pete Vuckovich, Toronto, April 7, 1977

**PUTOUT** – Steve Bowling, Toronto (fly ball to right field) April 7, 1977

**ASSIST** – Hector Torres, Toronto (ground ball to shortstop) April 7, 1977

**ERROR** – Rick Cerone, Toronto, April 7, 1977

**SHUTOUT** – Ferguson Jenkins, Boston, Sun. April 24, 1977 (9-0)

**COMPLETE GAME** – Dave Lemanczyk, Toronto vs. Chicago, April 9, 1977

**WALK** – Ralph Garr by Bill Singer, April 7, 1977 (first inning)

**STRIKEOUT** – John Scott by Ken Brett, April 7, 1977 (first inning)

**FORFEIT** – Baltimore, Thurs. September 15, 1977 (Blue Jays 9, Baltimore 0)

**NIGHT GAME** – Mon., May 2, 1977 vs. Milwaukee (Brewers 3, Blue Jays 1)

**STOLEN BASE** – Ralph Garr, Chicago, April 7, 1977 (first inning)

**TRIPLE PLAY** – Clancy to Mayberry to Gomez, April 22, 1978 (sixth inning)

**BALK** – Balor Moore, Toronto vs. Seattle, May 13, 1978

**ONE-HITTER** – Chris Knapp, California, September 3, 1978 (Angels 3, Blue Jays 1)

**NO-HITTER** – Never happened

## EXHIBITION STADIUM LASTS

**GAME** – May 28, 1989 (Blue Jays 7, Chicago White Sox 5), 10 innings

**ATTENDANCE** – 46,120

**TIME/TEMP.** – 3:19/20°C. (68°F)

**PITCHER** – Bobby Thigpen, Chicago

**BATTER** – George Bell, Toronto, home run

**PLATE UMPIRE** – Dan Morrison

**HIT** – Home Run by George Bell, 10th inning

**RUN** – George Bell on home run

**DOUBLE** – Kelly Gruber, Toronto 10th inning

**HOME RUN** – George Bell, 10th inning

**RBI** – George Bell, 10th inning

**WINNING PITCHER** – Tom Henke

**LOSING PITCHER** – Bobby Thigpen

**PUTOUT** – Fred McGriff, Toronto, 10th inning

**ASSIST** – Nelson Liriano, Toronto, 10th inning



# BLUE JAYS AT ROGERS CENTRE AND EXHIBITION STADIUM

	AT EXHIBITION W-L	AT ROGERS CENTRE W-L	OPEN W-L	CLOSED W-L	CLOSED DURING GAME W-L
1977	25-55				
1978	37-44				
1979	32-49				
1980	35-46				
1981	17-36				
1982	44-37				
1983	48-33				
1984	49-32				
1985	54-26				
1985 ALCS	2-2				
1986	42-39				
1987	52-29				
1988	45-36				
1989	12-14	34-21	23-21	9-0	2-0
1989 ALCS		1-2	-	1-2	-
1990		44-37	12-18	29-17	3-2
1991		46-35	26-22	19-10	1-3
1991 ALCS		0-3	-	0-3	-
1992		53-28	19-11	31-16	3-1
1992 ALCS		2-1	-	2-1	-
1992 WS		2-1	-	2-1	-
1993		48-33	15-14	30-17	3-2
1993 ALCS		1-2	-	1-2	-
1993 WS		2-1	-	2-1	-
1994		33-26	11-12	16-11	6-3
1995		29-43	17-26	12-16	0-1
1996		35-46	18-25	14-16	3-5
1997		42-39	20-20	18-16	4-3
1998		51-30	33-12	16-13	2-5
1999		40-41	18-34	18-5	4-2
2000		45-36	26-12	16-21	3-3
2001		39-42	20-19	18-22	1-1
2002		42-39	30-22	11-17	1-0
2003		41-40	21-17	19-20	1-4
2004		40-41	28-26	12-14	0-1
2005		43-38	27-24	13-13	3-1
2006		50-31	24-19	24-12	2-0
2007		49-32	32-19	15-13	2-0
2008		47-34	26-20	19-10	2-4
2009		44-37	17-20	22-15	5-2
2010		45-33	29-19	10-14	6-0
2011		42-39	29-30	12-9	1-0
2012		41-40	22-24	15-14	4-2
2013		40-41	23-20	15-20	2-1
2014		46-35	25-19	19-15	1-1
2015		53-28	38-14	11-14	4-0
2015 ALDS		1-2	-	1-2	-
2015 ALCS		2-1	-	2-1	-
2016		46-35	34-16	11-18	1-1
2016 ALWC		1-0	1-0	-	-
2016 ALDS		1-0	-	1-0	-
2016 ALCS		1-2	-	1-2	-
2017		42-39	22-18	20-14	0-7
2018		40-41	21-19	19-21	0-1
2019		35-46	12-20	21-25	2-1
<b>OVERALL</b>	<b>492-476</b>	<b>1325-1126</b>	<b>718-611</b>	<b>535-458</b>	<b>72-57</b>
<b>POSTSEASON</b>	<b>2-2</b>	<b>14-15</b>	<b>1-0</b>	<b>13-15</b>	<b>—</b>

All time regular season home wins 1818 + All time postseason home wins 16 = 1834

All time regular season home losses 1602 + All time postseason home losses 17 = 1619

\* Games played against Philadelphia in June 2010 are considered away games in W-L records but home games in attendance records.

BIOGRAPHIES

LAST SEASON

HISTORY

RECORDS

OPPONENTS

PLAYER DEV.

MEDIA & MISC.



## GAME DELAYS AT ROGERS CENTRE

DATE	TEAM	REASON	DURATION
June 7, 1989	Milwaukee	Rain	6 minutes
August 27, 1990	Milwaukee	Bugs	35 minutes
August 10, 1991	Boston	Rain	14 minutes
July 21, 1994	Texas	Rain	7 minutes
June 18, 1997	Atlanta	Fog	14 minutes
July 26, 2003	Chicago (A)	Rain	26 minutes

## GROUND RULES – ROGERS CENTRE

1. Ball hitting any portion of fence or screen in back of home plate—in play.
2. Ball going into camera booth behind home plate: thrown by pitcher from rubber—one base; any other thrown ball—two bases.
3. Ball hitting padding and bouncing over fence—two bases.
4. A fairly batted or thrown ball lodged in the padding—two bases.
5. A fairly batted or thrown ball that goes into the dugout or strikes equipment on the dugout steps is considered in the dugout.
6. Ball hitting padding on outfield fence to foul or seating side of foul line—dead ball.

## HOME POSTPONEMENTS

1. April 22, 1977, vs. Boston (Friday-Day)
2. April 23, 1977, vs. Boston (Saturday-Day)
3. September 24, 1977, vs. New York (Saturday-Day)
4. September 30, 1977, vs. Cleveland (Friday-Night)
5. October 1, 1977, vs. Cleveland (Saturday-Day)
6. April 20, 1978, vs. New York (Thursday-Day)
7. May 8, 1978, vs. Oakland (Monday-Night)
8. May 14, 1978, vs. Seattle (Sunday-Day)
9. June 12, 1978, vs. Minnesota (Monday-Night)
10. May 25, 1979, vs. Boston (Friday-Night)
11. April 14, 1980, vs. Milwaukee (Monday-Opening Day)
12. April 28, 1980, vs. Kansas City (Monday-Night)
13. May 13, 1980, vs. Seattle (Tuesday-Night)
14. June 19, 1980, vs. Chicago (Thursday-Night)
15. May 5, 1981, vs. Cleveland (Tuesday-Night) - Fog
16. August 30, 1981, vs. Kansas City (Sunday-Day)
17. September 21, 1981, vs. Oakland (Monday-Night)
18. June 5, 1982, vs. Cleveland (Saturday-Day)
19. June 25, 1982, vs. Minnesota (Friday-Night)
20. September 14, 1982, vs. Oakland (Tuesday-Night)
21. April 30, 1983, vs. Chicago (Saturday-Day)
22. May 29, 1983, vs. Boston (Sunday-2nd Game-DH)
23. July 4, 1983, vs. Seattle (Monday-Night)
24. April 30, 1984, vs. Texas (Monday-Night) - winds
25. April 16, 1986, vs. Baltimore (Wednesday-Day)
26. September 10, 1986, vs. New York (Wednesday-Night)
27. October 4, 1986, vs. Milwaukee (Saturday-Day)
28. April 15, 1988, vs. Minnesota (Friday-Night) (Cold)
29. May 17, 1989, vs. California (Sunday-Day)
30. April 12, 2001, vs. Kansas City (Thursday-Night) - unsafe roof
31. April 16, 2018, vs. Kansas City (Monday-Night) - unsafe roof

## ROGERS CENTRE FIELD MEASUREMENTS

Left Foul Line: 328 feet  
 Left-center Field Alley: 375 feet  
 Center Field: 400 feet  
 Right-center Field Alley: 375 feet  
 Right Foul Line: 328 feet

## ROGERS CENTRE ADDRESS

1 Blue Jays Way  
 Toronto, Ontario  
 M5V 1J1



# ROGERS CENTRE ROOF OPENINGS

## FIRST OPENING DATE OF EACH SEASON

YEAR	DATE OPENED	OPPONENT	FINAL SCORE	W-L	TEMPERATURE & WIND
1989	Monday June 5	Milwaukee Brewers	Blue Jays 3 – Brewers 5	0-1	18°C/64°F, 6KM
1990	Thursday April 26	Cleveland Indians	Blue Jays 3 – Indians 4	0-2	29°C/84°F, 20KM
1991	Saturday April 27	Detroit Tigers	Blue Jays 2 – Tigers 4	0-3	20°C/68°F, 9KM
1992	Saturday May 16	Seattle Mariners	Blue Jays 6 – Mariners 7	0-4	21°C/70°F, 17KM
1993	Thursday May 6	Baltimore Orioles	Blue Jays 10 – Orioles 8	1-4	19°C/66°F, 30KM
1994	Saturday May 7**	Milwaukee Brewers	Blue Jays 3 – Brewers 7	2-4	11°C/52°F, 15KM
1995	Friday May 26	Cleveland Indians	Blue Jays 4 – Indians 7	2-5	20°C/68°F, 20KM
1996	Saturday May 25	Minnesota Twins	Blue Jays 4 – Twins 6	2-6	15°C/59°F, 18KM
1997	Saturday April 26	Seattle Mariners	Blue Jays 4 – Mariners 3	3-6	15°C/59°F, 17KM
1998	Wednesday May 13	Oakland Athletics	Blue Jays 2 – Athletics 4	3-7	20°C/68°F, 10KM
1999	Tuesday May 4	Oakland Athletics	Blue Jays 4 – Athletics 13	3-8	21°C/70°F, 15KM
2000	Friday May 5	Cleveland Indians	Blue Jays 11 – Indians 10	4-8	26°C/79°F, 30KM
2001	Wednesday June 6	Tampa Bay Rays	Blue Jays 2 – Rays 6	4-9	22°C/72°F, 20KM
2002	Wednesday April 16	Boston Red Sox	Blue Jays 3 – Red Sox 14	4-10	27°C/81°F, 29KM
2003	Monday May 26	Chicago White Sox	Blue Jays 11 – White Sox 5	5-10	17°C/63°F, 15KM
2004	Thursday May 13	Boston Red Sox	Blue Jays 12 – Red Sox 6	6-10	17°C/63°F, 10KM
2005	Friday May 6	Chicago White Sox	Blue Jays 3 – White Sox 5	6-11	17°C/63°F, 17KM
2006	Wednesday April 19	New York Yankees	Blue Jays 1 – Yankees 3	6-12	17°C/63°F, 11KM
2007	Sunday April 29	Texas Rangers	Blue Jays 7 – Rangers 3	7-12	17°C/63°F, 10KM
2008	Thursday April 17	Texas Rangers	Blue Jays 1 – Rangers 4	7-13	21°C/70°F, 19KM
2009	Thursday May 14	New York Yankees	Blue Jays 2 – Yankees 3	7-14	21°C/70°F, 35KM
2010	Wednesday April 21	Kansas City Royals	Blue Jays 3 – Royals 4	7-15	14°C/57°F, 15KM
2011	Saturday May 7	Detroit Tigers	Blue Jays 0 – Tigers 9	7-16	13°C/55°F, 13KM
2012	Thursday April 19	Tampa Bay Rays	Blue Jays 4 – Rays 9	7-17	16°C/61°F, 11KM
2013	Thursday May 2	Boston Red Sox	Blue Jays 1 – Red Sox 3	7-18	16°C/61°F, 22KM
2014	Saturday May 24	Oakland Athletics	Blue Jays 5 – Athletics 2	8-18	16°C/61°F, 8KM
2015	Wednesday May 6	New York Yankees	Blue Jays 5 – Yankees 1	9-18	16°C/61°F, 8KM
2016	Friday May 27	Boston Red Sox	Blue Jays 7 – Red Sox 5	10-18	20°C/68°F, 8KM
2017	Sunday May 28	Texas Rangers	Blue Jays 1 – Rangers 3	10-19	16°C/60°F, 23KM
2018	Wednesday May 9	Seattle Mariners	Blue Jays 5 – Mariners 2	11-19	17°C/62°F, 19KM
2019	Thursday June 6	New York Yankees	Blue Jays 2 – Yankees 6	11-20	19°C/66°F, 8KM

\*\* – indicates roof was closed during game





# BLUE JAYS SPRING TRAINING DIRECTORY

## SITE

### MINOR LEAGUE COMPLEX

Toronto Blue Jays Player Development Complex  
1700 Solon Ave.  
Dunedin, Florida 34698

### TD BALLPARK

373 Douglas Avenue  
Dunedin, Florida 34698

All home games will be played at TD Ballpark

### MAILING ADDRESS:

TORONTO BLUE JAYS  
373 Douglas Avenue  
Dunedin, Florida 34698

### TELEPHONES:

TD BALLPARK OFFICE.....	(727) 733-9302
TD BALLPARK TICKETS.....	(727) 733-0429
MEDIA RELATIONS OFFICE.....	(727) 733-9302
FAX – TD BALLPARK.....	(727) 734-7661
PRESS BOX.....	(727) 738-7040

### TICKET DATA:

Ticket Office at: TD Ballpark, 373 Douglas Avenue, Dunedin, FL  
Monday to Friday 8:00am – 6:00pm, Saturday and Sunday 10:00am – 2:00pm for phone orders ..... 1-888-525-5297  
In Person: Starting in January (Monday-Friday; 9:00 am – 5:00 pm; Saturday and Sunday; 10:00 am – 2:00 pm)

**Media Parking:** Limited available.

**Trainer's Room:** Trainer's room is not accessible to media at any time.



## TD BALLPARK

The Blue Jays are the only Major League Baseball team to have remained in the same Spring Training location throughout franchise history. Located at the corner of Douglas Avenue and Beltrees Street in Dunedin, Florida, TD Ballpark has been the Spring Training home for the Toronto Blue Jays since the club's first season in 1977. It is also home to the Dunedin Blue Jays of the Florida State League (Class-A Advanced affiliate).

From 1977 to 1989, the Blue Jays played at Grant Field. The first ever Blue Jays game played there was on March 11, 1977 with the Blue Jays defeating the New York Mets by a score of 3-1. In 1990, the City of Dunedin built Dunedin Stadium at Grant Field for the Blue Jays, increasing the seating capacity from 3,417 to 6,106. The project cost of approximately \$2.4 million, designed by the architect firm Johnston Dana Associates and built by Case Contracting Company.

On September 8, 2000, the City of Dunedin and the Blue Jays reached an agreement to keep the team in Dunedin for a minimum of 15 years. Under the new agreement, major renovations were made to Dunedin Stadium and a new Minor League facility was constructed. The \$12.5 million renovation was shared between the State of Florida, Pinellas County, the City of Dunedin, and the Blue Jays. The renovations to Dunedin Stadium began in February 2002 and were designed by the architectural firm HOK Sports + Venue + Event and built by J.A. Jones Construction. The changes to Dunedin Stadium included a new two-story building beyond the right field wall, which holds the Blue Jays clubhouse, training room, and weight room on the ground floor, with office space for the Major League club on the second floor. The visiting clubhouse was located on the third-base line and the bleacher seats along the right-field foul line were removed in favour of permanent seating. The dimensions of the stadium increased from 315 to 327 feet with a capacity of 5,509.

Construction on the Minor League facility was completed for the 2003 season. The Bobby Mattick Training Center was located on the same grounds of the Englebert Complex. Until 2018, the facility featured clubhouses, offices, a weight room, five full fields, and one half field.

In December of 2018, the Blue Jays announced a partnership between the City of Dunedin, Pinellas County, and the State of Florida for a \$102 million overhaul of the ballpark and Minor League facilities, keeping Dunedin as the Spring Training home of the Blue Jays for another 25 years. The renovation to the ballpark expanded capacity to 8,500 (including standing room only) and featured a brand-new Jays Shop, renovated suites, an air-conditioned bar, a family area, a 360° boardwalk linking each side of the ballpark, an enhanced videoboard and speaker system, and refreshed concession stands and restrooms. On November 4, 2019, the Blue Jays officially renamed the newly renovated stadium TD Ballpark, building on a five-year sponsor relationship announced in early 2019. The grand opening of TD Ballpark took place on February 24, 2020 versus the Atlanta Braves.

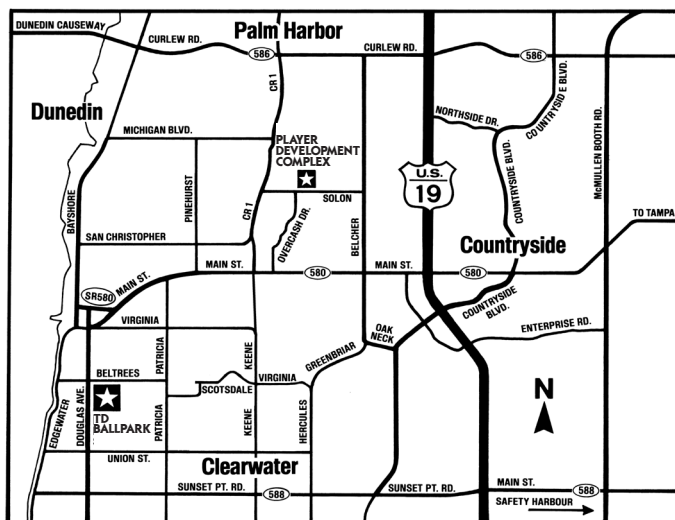
The second major piece of the investment included a revolutionary Player Development Complex, featuring three new diamonds, a 10,000 square foot weight room, dedicated Major and Minor League clubhouses, pitching and hitting labs, a 3,000 square foot kitchen, variable depth pools, a sprint hill, and covered agility field. The new facility will open in the fall of 2020, at which point the Bobby Mattick Complex will be turned over to the City of Dunedin.

The largest ever spring exhibition game crowd in Dunedin prior to 2020 was 6,218, on Tuesday, March 27, 1990 between the Blue Jays and the Kansas City Royals, and on Wednesday, March 13, 1985 between the Blue Jays and the New York Mets. However, that mark was eclipsed during the 2020 Home Opener at TD Ballpark, as 6,335 fans entered on February 24 to see the Blue Jays take on the Atlanta Braves in their newly renovated park.

## DIMENSIONS

Left-field line	328 ft/100.0 m
Left-centre	373 ft/113.7 m
Centre field	400 ft/121.9 m
Right-centre	353 ft/107.6 m
Right-field line	328 ft/100.0 m

Fence – 16 feet high  
Warning track – 20 ft/6.1 m  
Capacity – 8,500



## SPRING TRAINING RECORD


YEAR	HOME W-L-T	ROAD W-L-T	OTHER W-L-T	OVERALL W-L-T	PCT
1977	5-8-0	3-8-0	0-0-0	8-16-0	.333
1978	3-8-0	5-9-0	0-0-0	8-17-0	.320
1979	6-6-0	6-6-0	0-0-0	12-12-0	.500
1980	5-4-0	5-3-0	0-0-0	10-7-0	.588
1981	7-6-0	6-7-1	0-0-0	13-13-1	.481
1982	7-7-0	8-5-1	0-0-0	15-12-1	.536
1983	9-4-0	7-6-0	1-1-0	17-11-0	.607
1984	8-6-0	5-10-0	2-2-0	15-18-0	.456
1985	11-4-0	8-5-1	1-2-0	20-11-1	.625
1986	10-3-0	5-9-0	0-0-0	15-12-0	.556
1987	5-5-1	4-6-1	0-0-1	9-11-3	.391
1988	9-5-0	9-5-2	1-1-0	19-11-2	.594
1989	12-4-0	9-6-0	0-0-0	21-10-0	.677
1990	1-5-0	3-5-0	0-0-0	4-10-0	.286
1991	6-10-0	3-9-2	1-2-0	10-21-2	.303
1992	12-4-0	1-14-0	1-3-0	14-21-0	.400
1993	8-8-0	3-11-0	2-2-0	13-21-0	.382
1994	7-10-0	5-8-1	0-4-0	12-22-1	.342
1995	4-2-1	1-3-1	0-1-0	5-6-2	.385
1996	6-8-1	3-14-0	0-3-0	9-25-1	.257
1997	12-4-0	5-10-1	0-0-0	17-14-1	.531
1998	7-10-0	9-6-0	2-0-0	18-16-0	.529
1999	8-9-0	4-11-0	0-0-0	12-20-0	.375
2000	12-5-1	6-7-0	2-2-1	20-14-2	.556
2001	8-5-0	4-11-0	0-1-0	12-17-0	.414
2002	7-5-2	6-8-1	0-0-0	13-13-3	.448
2003	8-4-2	5-6-2	0-0-0	13-10-4	.481
2004	7-8-1	6-7-1	0-0-0	13-15-2	.433
2005	9-6-0	7-4-2	0-2-0	16-12-2	.533
2006	5-10-0	7-8-0	0-0-0	12-18-0	.400
2007	6-7-2	6-7-2	0-0-0	12-14-4	.400
2008	7-7-0	6-9-0	2-0-0	15-16-0	.484
2009	7-8-1	6-9-2	1-0-1	14-17-4	.400
2010	4-6-1	8-8-0	1-1-0	13-15-1	.448
2011	8-7-0	8-7-1	0-0-0	16-14-1	.516
2012	13-3-1	11-4-0	0-0-0	24-7-1	.750
2013	8-7-1	8-10-0	2-0-0	18-17-1	.500
2014	9-7-0	7-6-0	2-0-0	18-13-0	.581
2015	9-7-0	10-6-0	1-1-0	20-14-0	.588
2016	11-1-2	5-6-1	0-2-0	16-9-3	.571
2017	4-11-1	7-7-1	1-0-1	12-18-3	.364
2018	7-7-1	6-10-0	1-1-0	14-18-1	.424
2019	6-6-2	7-8-0	1-1-0	13-14-2	.448
<b>Total</b>	<b>323-267-21</b>	<b>253-324-24</b>	<b>25-32-4</b>	<b>600-622-49</b>	<b>.472</b>



## SPRING TRAINING ATTENDANCE

YEAR	HOME	ROAD	OTHER	TOTAL
1977	21,728	22,093	—	43,821
1978	20,009	36,334	—	56,343
1979	21,420	26,496	—	47,916
1980	15,377	18,499	—	33,876
1981	24,180	33,391	—	57,571
1982	26,442	37,237	—	63,679
1983	27,662	31,590	28,871	88,123
1984	32,869	53,900	110,990	197,759
1985	39,022	45,268	67,007	151,297
1986	43,263	62,936	—	106,199
1987	35,101	38,383	16,620	90,104
1988	42,673	73,234	39,570	155,477
1989	54,270	77,284	—	131,554
1990	21,410	27,695	—	49,105
1991	80,461	96,300	70,471	247,232
1992	84,356	102,651	103,952	290,959
1993	73,195	89,701	172,919	335,815
1994	80,310	83,782	141,465	305,557
1995	17,059	17,775	22,533	57,367
1996	54,158	83,311	18,232	155,701
1997	61,827	89,998	—	151,825
1998	48,313	78,940	31,523	158,776
1999	54,485	79,371	—	133,856
2000	48,450	77,416	35,198	161,064
2001	52,080	75,978	15,870	143,928
2002	46,530	80,262	—	126,792
2003	48,291	68,132	—	116,423
2004	58,840	82,037	—	140,877
2005	53,620	72,979	20,007	146,606
2006	53,930	82,153	—	136,083
2007	62,591	94,742	—	157,333
2008	64,444	84,835	56,257	205,536
2009	68,674	100,606	—	169,280
2010	52,550	93,019	45,257	190,826
2011	68,195	115,359	—	183,554
2012	77,108	111,493	—	188,601
2013	78,529	124,458	72,975	275,962
2014	67,830	92,035	96,350	256,215
2015	69,101	109,966	96,545	275,612
2016	72,661	87,495	106,102	266,258
2017	78,739	120,350	98,604	297,693
2018	68,927	111,098	51,151	231,176
2019	63,814	110,740	46,984	221,538
<b>TOTALS</b>	<b>2,234,494</b>	<b>3,201,322</b>	<b>1,565,453</b>	<b>7,001,269</b>

\* Other venues are not included in home and road.



# GLOSSARY OF MEDICAL TERMS

BIographies

LAST SEASON

HISTORY

RECORDS

OPPONENTS

PLAYER DEV.

MEDIA & MISC.

**ABDUCT** – Movement of any extremity away from the midline of the body. This action is achieved by an abductor muscle.

**AC JOINT** – Acromioclavicular joint; joint of the shoulder where acromion process of the scapula and the distal end of the clavicle meet; most shoulder separations occur at this point.

**ADDUCT** – Movement of any extremity towards the midline of the body. This action is achieved by an adductor muscle.

**ANTERIOR** – In front of; the front surface of.

**ANTERIOR CRUCIATE LIGAMENT (ACL)** – A primary stabilizing ligament within the center of the knee joint that prevents hyperextension and excessive rotation of the joint. A complete tear of the ACL necessitating reconstruction could require up to 12 months of rehabilitation.

**ANTI-INFLAMMATORY** – Any agent which prevents inflammation, such as aspirin or ibuprofen.

**ARTHROGRAM** – X-ray technique for joints using air and/or dye injected into the affected area; useful in diagnosing meniscus tears of the knee and rotator cuff tears of the shoulder.

**ARTHROSCOPY** – A surgical examination of the internal structures of a joint by means of viewing through an arthroscope. An arthroscopic procedure can be used to remove or repair damaged tissue or as a diagnostic procedure in order to inspect the extent of any damage or confirm a diagnosis.

**BONE SCAN** – An imaging procedure in which a radioactive-labeled substance is injected into the body to determine the status of a bone injury. If the radioactive substance is taken up by the bone at the injury site, the injury will show as a "hot spot" on the scan image. The bone scan is particularly useful in the diagnosis of stress fractures.

**CARTILAGE** – Smooth, slippery substance preventing two ends of bones from rubbing together.

**CAT SCAN** – Use of a computer to produce a cross-sectional view of the anatomical part being investigated from x-ray data.

**CHARLEY HORSE** – A contusion or bruise to any muscle resulting in intramuscular bleeding.

**CONCUSSION** – Jarring injury of the brain resulting in dysfunction. It can be graded as mild, moderate or severe depending on loss of consciousness, amnesia and loss of equilibrium.

**CONTUSION** – An injury to muscle and tissues cause by a blow from a blunt object.

**DEBRIDEMENT** – Removal of non-healthy tissues and foreign material from a wound or burn to prevent infection and permit healing.

**DELTOID MUSCLE** – Muscles at the top of the arm, just below the shoulder, responsible for shoulder motions to the front, side and back.

**DISC** – A flat, rounded plate between each vertebrae of the spine. The disc consists of a thick fibering which surrounds a soft gel-like interior. It functions as a cushion for the spinal column.

**FEMUR** – Thigh bone; largest bone in the body.

**FIBULA** – Smaller of the two bones in the lower leg; runs from the knee to the ankle along the outside of the lower leg.

**FRACTURE** – Breach in continuity of a bone. Types of fractures include simple, compound, comminuted, greenstick, incomplete, impacted, longitudinal, oblique, stress or transverse.

**GADOLINIUM MRI** – The chemical gadolinium is injected into the joint being studied so as to enhance the diagnosis of the structure under investigation.

**GLENOID** – Cavity of the scapula into which the head of the humerus fits to form the shoulder girdle.

**GRADE ONE INJURY** – A mild injury in which ligament, tendon, or other musculoskeletal tissue may have been stretched or confused, but not torn or otherwise disrupted.

**GRADE TWO INJURY** – A moderate injury when musculoskeletal tissue has been partially, but not totally torn which causes appreciable limitation in function of the injured tissue.

**GRADE THREE INJURY** – A severe injury in which tissue has been significant, and in some cases totally, torn or otherwise disrupted causing a virtual total loss of function.

**GROIN** – Junction of the thigh and abdomen; location of muscles that rotate, flex and adduct the hip.

**HEMATOMA** – Tumor-like mass produced by an accumulation of coagulated blood in a cavity.

**HYPEREXTENSION** – Extreme extension of a limb or body part.

**IMPINGEMENT SYNDROME** – Pinching together of the supraspinatus muscle and other soft tissue in the shoulder. The most common (throwing) arm injury, which represents many pathologies and generally involves supraspinatus overuse.

**INFLAMMATION** – The body's natural response to injury in which the injury site might display various degrees of pain, swelling, heat, redness and/or loss of function.

**LABRUM (Labrum Glenoidale)** – The cartilage of the glenoid cavity in the shoulder. A lip-edge or lip-like structure.

**LATERAL** – To the outside of the body.

**LIGAMENT** – Band of fibrous tissue that connects bone to bone, or bone to cartilage and supports and strengthens joints.

**MAGNETIC RESONANCE IMAGING (MRI)** – Imaging procedure in which a radio frequency pulse causes certain electrical elements of the injured tissue to react to this pulse and through this process a computer display and permanent film establish a visual image. MRI does not require radiation and is very useful in the diagnosis of soft tissue, disc, and meniscus injuries.

**MEDIAL** – To the inside of the body.

**MEDIAL COLLATERAL LIGAMENT (MCL)** – Ligament of knee along the medial aspect that connects the femur to the joint.

**MENISCUS** – Crescent shaped cartilage, usually pertaining to the knee joint, also known as "cartilage." There are two menisci in the knee, medial and lateral. These work to absorb weight within the knee and provide stability.

**METACARPALS** – Five long bones of the hand running from the wrist to the fingers.

**METATARSALS** – Five long bones of the foot, running from the ankle to the toes.

**POSTERIOR** – At the back part, or rear of the body.

**POSTERIOR CRUCIATE LIGAMENT (PCL)** – A primary stabilizing ligament of the knee that provides significant stability and prevents displacement of the tibia backward within the knee joint. A complete tear of this ligament necessitating reconstruction could require up to 12 months of rehabilitation.

**QUADRICEP MUSCLES "QUADS"** – A group of four muscles of the front thigh that run from the hip and form a common tendon at the patella; they are responsible for knee extension.

**ROTATOR CUFF** – Comprised of four muscles in the shoulder area that can be irritated by overuse. The muscles are the supraspinatus (most commonly injured), infraspinatus, teres minor and subscapularis.

**ROTATOR CUFF IMPINGEMENT SYNDROME** – A microtrauma or overuse injury caused by stress. The four stages are: 1) tendonitis with temporary thickening of the bursa and rotator cuff 2) fiber dissociation in the tendon with permanent thickening of the bursa and scar formation 3) a partial rotator cuff tear of less than 1 cm and 4) a complete tear of 1 cm or more.

**SHIN SPLINT** – A catch-all syndrome describing pain in the shin that is not a fracture or tumor, and cannot be defined otherwise.

**SPRAIN** – Injury resulting from the stretch or twist of the joint and causes various degrees of stretch or tear of a ligament or other soft tissue at the joint.

**STRAIN** – Injury resulting from a pull or torsion to the muscle or tendon that causes various degrees of stretch or tear to the muscle or tendon tissue.

**STRESS FRACTURE** – A hair-line type of break in a bone caused by overuse.

**SYNOVITIS** – Inflammation of the synovial lining of a joint.

**TENDINITIS** – Inflammation of the tendon and/or tendon sheath, caused by chronic overuse or sudden injury.

**TENDON** – Tissue that connects muscle to bone.

**TIBIA** – Larger of the two bones of the lower leg and is the weight-bearing bone of the shin.

**ULNAR NERVE** – Nerve in the elbow commonly irritated from excessive throwing.

**ULTRASOUND** – An electrical modality that transmits a sound wave through an applicator into the skin to the soft tissue in order to heat the local area for relaxing the injured tissue and/or disperse edema.

**NOTE:** This list is not meant to be all inclusive, nor should it be used as a substitute for a physician's diagnosis and/or description of an injury or illness.





# DETAILED TABLE OF CONTENTS

Toronto Blue Jays	2
Baseball Club	3
Jays Care Foundation	3
Toronto Blue Jays	6
Baseball Club & Rogers Centre	10
Club Officers	10
Mark Shapiro	10
Ross Atkins	10
Roberto Alomar	11
Sandy Alomar Sr.	11
Carlos Delgado	11
Pat Hentgen	11
Paul Quantrill	11
Tim Lincecum	11
Business Operations	12
Bryan Blew	12
Anuk Karunaratne	12
Marnie Starkman	12
Mario R. Coutinho	13
Mark Dittmars	13
Justin Hay	13
Matthew Shuber	13
Baseball Operations	14
Tony Lacava	14
Andrew Tinnish	14
Joe Sheehan	14
Mike Muraw	15
Mike Shaw	15
Heather Connolly	15
Sanjay Choudhury	15
Jeremy Ressor	15
High Performance	16
Angus Mugford	16
Debra Harris	16
Pat Chasse	16
Phillip Dimino	16
Michael Rendon	17
Scott Peters	17
Ben Freakeley	17
Sam Lima	17
Jeremy Chiang	17
Stephanie Wilson	18
Steve Rassel	18
Brandon Stone	18
Jose Julian Ministral	18
Voon Chong	18
John Biggar	19
Drew MacDonald	19
Dr. John Theodoropoulos	19
Dr. David Lawrence	19
Todd Earl	19
Jimmy VanOstrand	20
Jamey Rice	20
Andrew Pocsai	20
Scott Weberg	20
Jeremy Tract	21
Jason Dowse	21
Behind The Scenes	22
Kevin Malloy	22
Scott Blinn	22
Mustafa (Moose) Hassan	22
Alex Andreopoulos	22
Nevin Ashley	22
Theron Simpson	23
Robert Baumander	23
Eric Slotter	23

## MANAGER AND COACHES

Charlie Montoyo	26
Mark Budzinski	28
Butt Buschmann	29
Dave Hudgens	30
Gil Kim	31
Guillermo Martinez	32
Luis Rivera	33
John Schneider	34
Pete Walker	35

## 2020 TORONTO BLUE JAYS

2020 Toronto Blue Jays 40-Man Roster	163
2020 Toronto Blue Jays Spring Roster	167
How The 2020 Blue Jays Were Built	168
40-Man Roster	168

## 2019 SEASON IN REVIEW

2019 Season In Review	170
2019 Major League Standings	173
2019 Day-by-day Results	174
2019 Season Highs & Lows	176
2019 Toronto Blue Jays	178
Final Statistics	178
2019 Pre All-Star Break	180
2019 Post All-Star Break	181
2019 Miscellaneous Statistics	182

## BLUE JAYS HISTORY

History of the Toronto Blue Jays	184
History of the Logo	192
History of the Uniform	193
Toronto Blue Jays in the Postseason	195
1985	195
1989	195
1991	196
1992	196
1993	198
2015	200
2016	201
Player History	202
All-Time Roster	202
The Original Blue Jays	204
All-Time Uniform Numbers	205
1977-2019	209
Player Transactions	209
Blue Jays Trades	209
Players With Most Seasons	225
as a Blue Jay	225
Free Agency For Players on the	216
40-Man Roster	216
Major League Rule 5 Draft,	217
1977-2017	217
Awards	219
National Baseball Hall of Fame	219
Retired Numbers	220
Level of Excellence	221
League Awards	224
Baseball Writers Association	224
of America Awards	224
Hank Aaron Award	224
Edgar Martinez Award	224
Silver Slugger Award	224
Leland S. MacPhail Jr. Award	224
(MVP of ALCS)	224
World Series Most Valuable Player	224
Toronto Blue Jays All-Star Game	225
Selections	225
Rawlings Gold Glove	226
American League Player and	227
Pitcher Honours	227
Player of the Week	227
Player of the Month	228
Rookie of the Month	228
Pitcher of the Month	228
Media Awards	229
Toronto Chapter BBWAA	229
Award Winners	229
The Sporting News Awards	230
Baseball Man of the Year in Canada	230
Baseball America	230
Minor League Player of the Year	231
Player and Pitcher of the Month	231
Player of the Month	231
Pitcher of the Month	232
Blue Jays & Cy Young Voting	232
Blue Jays and the AL Manager	233
of the Year Voting	233
Rookie-of-the-Year	233
Blue Jays and the MVP Voting	234
Club Awards	235
Bobby Mattick and	235
Al Lamachia Awards	235
Howard Starkman Award	235
R. Howard Webster Awards	236
Opening Day	237
Season Openers	237
Home Openers	238
Season Opening Day	238
Records	238
Lineups	239

## BLUE JAYS RECORDS

Season Records	244
Club Statistics	244
Year-by-Year Record	244
Clinching/Elimination Dates	246
(Division Winner)	246
All-Time Won-Lost Breakdown	247
Doubleheader	247
Standing by Month	248
In First Place	248
Playing Statistics	249
Batting	249
Switch-Hitters	249
Pitching	250
Blue Jays Pitchers Whose MLB Debut	251
Came as a Starter	251
The Last Time	252
Position Players Who Pitched	253
for the Blue Jays	253

Attendance Records	255
2019 Attendance	255
Blue Jays	255
American League	255
All-Time Attendance	256
Records	256
Opponents in Toronto	256
Blue Jays on the Road	257
Twenty Largest Home Crowds	257
How They Have Drawn	258
Top All-Time Attendance Marks	258
Attendance Year-by-Year	259
Home Sellout Streaks	259
Regular Season	259
Attendance At The Break	261
Individual Records	261
Blue Jays Career Games by Position	261
Home Run Records by Position (Season)	261
Batting Leaders	262
Pitching Leaders	266
Fielding Percentage - League Leaders	269
Shutouts	269
Top Ten	270
Single Season	270
Batting Departments	270
Pitching Departments	271
All Time	272
Batting Departments	272
Pitching Departments	273
Perfect Starts to a Season	273
Consecutive Wins in	274
Consecutive Game Starts	274
Consecutive Winning Streaks	274
by Pitchers	275
Miscellaneous Statistics	275
Pitching	275
15-Game Winners	275
Pitchers With Over 9 Innings	275
In One Game	275
Blue Jays - 10 Wins	275
Blue Jays With 10 or More	276
Strikeouts in a Game	276
Low Hit Games by Blue Jays	277
(Individual/Combined)	277
Batting	278
300 Hitters (502 or More PA)	278
100 RBI	278
30 Home Runs	278
30 Stolen Bases	278
Season Records - Individual	279
Batting	279
Pitching	279
Miscellaneous	280
Fielding Season Records	281
Game Records - Individual	282
Batting	282
"Big" RBI Games	282
Pitching	283
Fielding	283
Monthly Records - Individual	285
Pitching	285
Batting	285
Club Records	286
Toronto's Best Won/Lost Records	286
Blue Jays Monthly Records	287
Miscellaneous Statistics	289
Best/Worst Homestands and Roadtrips	289
Longest Winning Streaks (10 or More)	289
Longest Losing Streaks (10 or More)	289
Longest Home Winning Streaks	289
Longest Road Winning Streaks	289
Longest Home Losing Streaks	289
Longest Road Losing Streaks	289
Winning and Losing Streaks	290
- Home and Road	290
Longest Winning and Losing Streaks	290
Biggest Innings	291
Comebacks	292
Largest Lead Changes	292
Triple Plays	292
Highest Scoring Games	293
20 or More Hits	294
Marathons in Blue Jays History	294
Season Records - Club	295
General	295
Milestone Victories	295
Batting	296
Teammates With 30+ HR, 30+ 2B	296
& 100+ RBI (One Season)	296
Fielding	297
Pitching	297
Pitchers, Top Duos by Wins (Top 5)	297
Most Wins vs. Losses by a Pitcher	298





Consecutive Batters Retired.....	298
Game Records – Club.....	299
Batting.....	299
Pitching.....	299
Fielding.....	299
Monthly Records – Club.....	300
Near No-Hitters Spoiled in the.....	300
9th Inning.....	300
Consecutive Games With.....	300
At Least 1 RBI.....	301
Blue Jays Rookies.....	301
Highs & Lows.....	301
An Early Start.....	301
Rookies Year by Year.....	302
Top Five Rookies – Through 2018.....	303
Home Runs.....	304
Club Records.....	304
Hitters.....	304
Home Run Summary (1977-2017).....	304
Pitchers.....	305
Home Runs At Rogers Centre.....	306
Rogers Centre 500 Level Home Runs.....	306
Blue Jays Five or More.....	307
Home Run Games.....	307
Four Home Runs in One Inning.....	307
Back-to-Back-to-Back Home Runs.....	307
Three Home Runs in One Inning.....	308
Consecutive Games With at.....	308
Least One Home Run.....	309
Individual Records.....	309
Yearly Home Run Leaders.....	309
Most Home Runs, One Month.....	309
Home Run Trios, One Season.....	309
Home Run Duos, One Season.....	309
Most Players 10 or More Home Runs.....	310
Four Home Run Games.....	310
Three Home Run Games.....	310
Multiple 20-Plus Home Run Seasons.....	311
Consecutive Game Home Runs.....	311
Most Home Runs in a Season Series.....	311
All-Time Longest Homerless Stretches.....	311
Leading Off.....	312
Blue Jays, Home Run on.....	312
First Pitch of Game.....	312
Leadoff Home Runs.....	312
Homering From Both Sides.....	312
– Blue Jays (Same Game).....	312
Pinch-Hit Home Runs.....	313
PH Home Run Leaders.....	313
Inside-the-Park Home Runs.....	314
Extra-Inning Home Runs.....	315
First Major League Hit as a Home Run.....	315
Home Runs, First Major League at Bat.....	316
Walk-Off Home Runs.....	316
Grand Slam Home Runs.....	317
Leaders.....	317
First Home Run as a Blue Jay to be a.....	318
Grand Slam.....	318

Youngest Blue Jays to Hit a.....	318
Grand Slam, All Time.....	318
Grand Slam Record.....	319
Postseason and All-Star Homers.....	319
Blue Jays.....	319
World Series.....	319
League Championship Series.....	319
League Division Series.....	319
Wild Card Game.....	319
All-Star Game.....	319
Opponents.....	320
World Series.....	320
League Championship Series.....	320
League Division Series.....	320
Wild Card Game.....	320
All-Star Game.....	320

<b>OPPONENTS</b> .....	<b>321</b>
Opponents.....	322
Leading Opponents vs. Blue Jays.....	322
Low Hit Games vs. Blue Jays.....	323
Opponents All-Time Leaders vs. Toronto.....	324
Consecutive Wins and Losses vs.....	324
American League Opponents.....	335
Pitchers at the Plate.....	336

<b>PLAYER DEVELOPMENT</b> .....	<b>337</b>
Player Development.....	338
Gil Kim.....	338
Charlie Wilson.....	338
Matt Buschmann.....	338
Joe Scalfani.....	338
Casey Candaele.....	338
Scouting.....	339
Ryan Mittleman.....	339
Shane Farrell.....	339
Jose “Sandy” Rosario.....	339
Lorenzo Perez.....	339
Jose Contreras.....	339
Aaron Acosta.....	340
Harry Embinder.....	340
David Haynes.....	340
Kory LaFreniere.....	340
Major League Scouts.....	341
Professional Scouts.....	341
Amateur Scouts.....	342
Area Scouts.....	343
2020 Minor League Instructors.....	344
Aardsma, David.....	344
Mense, Hunter.....	344
Solano, Danny.....	344
Tamargo Jr., John.....	345
McPherson, Dallas.....	345
Minor League Affiliates.....	336
Huckaby, Jeff.....	349
Ward, Ken.....	349
White, Devon.....	349
Hart, Corey.....	349
Martin, Cesar.....	350
Czajkowski, Jim.....	350

Young, Matt.....	350
Schaeffer, Chris.....	350
Murphy, Donnie.....	351
Caceres, Antonio Gonzalez.....	351
Hague, Matt.....	351
Carroll, George.....	351
Hurtado, Luis.....	352
Cundari, Phil.....	352
Wright, Ryan.....	352
Pano, Dave.....	352
Lavallee, Brent.....	353
Kokoris, Demetre.....	353
Fermin, Andy.....	353
Canellas, Danny.....	353
Mayorga, Jose.....	354
Lazo, Rafael.....	354
Elliott, Paul.....	354
Mathews, Aaron.....	354
Holmberg, Dennis.....	355
Worrell, Mark.....	355
Abreu, Michel.....	355
Carroll, George.....	356
2020 Minor League Players.....	360
2020 Organizational Composite Schedule.....	360
June 2019 First-Year Player Draft.....	362
2019 International Signings.....	362
<b>MEDIA &amp; MISCELLANEOUS</b> .....	<b>363</b>
Media Services.....	364
2019 Regular Season.....	365
Club/Media Regulations.....	365
Broadcasting.....	366
Television.....	366
Buck Martinez.....	366
Dan Shulman.....	366
Pat Tabler.....	366
Jamie Campbell.....	367
Joe Siddall.....	367
Radio.....	367
The Fan Radio Network.....	367
Ben Wagner.....	367
Mike Wilner.....	367
Le Baseball des Blues Jays.....	368
Jacques Doucet.....	368
Rodger Brulotte.....	368
2020 Blue Jays Radio Station List.....	368
Blue Jays at Rogers Centre and Exhibition.....	371
Stadium.....	371
Game Delays at Rogers Centre.....	372
Ground Rules – Rogers Centre.....	372
Home Postponements.....	372
Rogers Centre Field Measurements.....	372
Rogers Centre Address.....	372
Rogers Centre Roof Openings.....	373
Blue Jays.....	374
Spring Training Directory.....	374
TD Ballpark.....	375
Spring Training Record.....	376
Spring Training Attendance.....	377
Glossary of Medical Terms.....	378

2-0 in World Series Play.....	224
10 Consecutive Hits.....	290
10 Home Run Game.....	215
20 Wins in a 25-Game Span, Club History.....	38
200 Home Runs.....	241
1991 All-Star Game.....	218
2010 Home Run Facts.....	320
Age When Managers Took Over.....	24
Their First Game.....	24
Arbitration Cases.....	277
At the All-Star Break.....	345
Back to Back Home Runs More Than Once.....	69
In the Same Game, Toronto.....	69
Blue Jays, Most Consecutive Games.....	58
With 1+ Double – All-Time.....	58
Blue Jays, Pitchers 40+ Years Old to.....	268
Win Game – All-Time.....	268
Blue Jays With 2 Extra-Base Hits.....	63
In a Single Inning – All-Time.....	233
Call it a Draw.....	233
Canadian Baseball Hall of Fame.....	245
and Museum.....	245
Canadians in the System.....	134

Dome Doubleheaders.....	260
First to 100 Home Runs.....	319
First Trip Lucky.....	182
First-Year Player Draft.....	217
1st Round Selections.....	217
Grand Slams Hit by a Toronto Rookie.....	179
All-Time.....	179
Hitting for the Cycle.....	148
Home Run Trivia.....	285
How Long Did It Take.....	144
Longest Consecutive Batters.....	61
Retired Streaks (Blue Jay History).....	284
Longest Rain Delays.....	154
Longest Scoreless Innings Streaks by a.....	25
Toronto Reliever Within A Season.....	117
Managers.....	117
Most Consecutive Games With Starting Pitcher.....	66
Allowing 3ER or Less, Toronto, All-Time.....	119
Most Consecutive Outings Without Allowing.....	119
a Run to Start Career With Blue Jays.....	119
– All-Time.....	119
Most Home Runs Hit in a Series.....	119
Most Strikeouts in First Start For Blue Jays.....	101

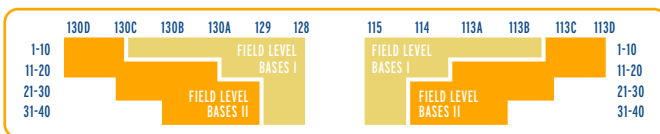
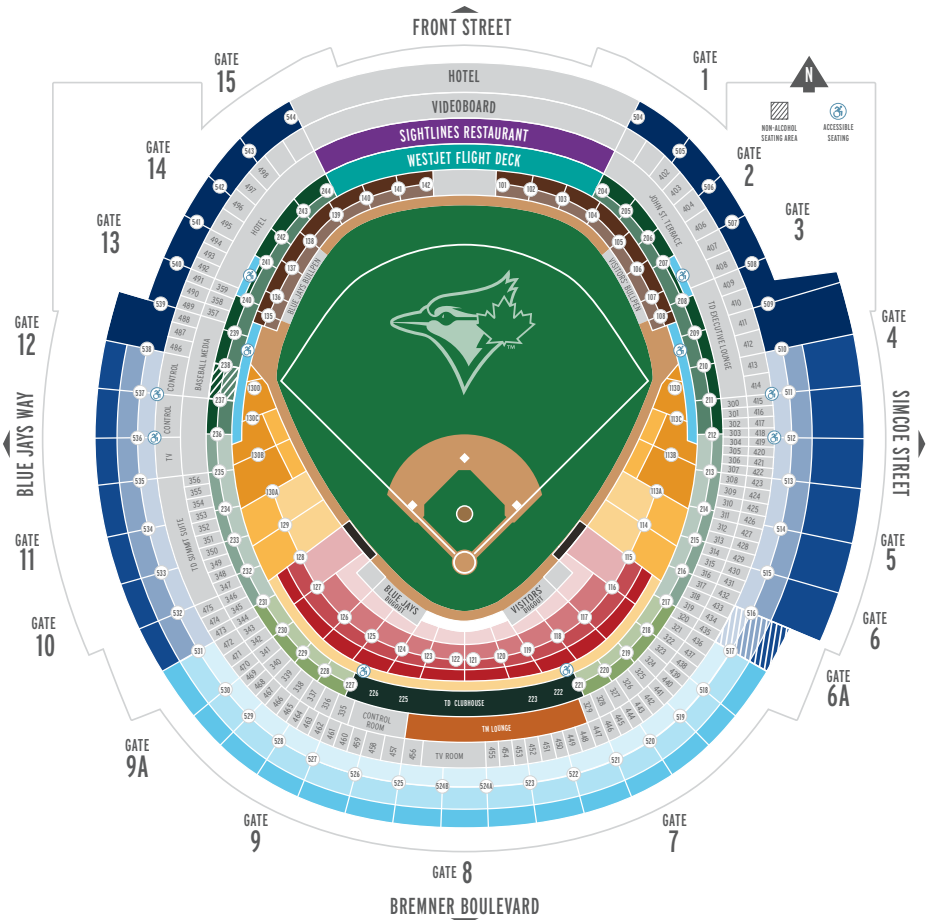
Name the Team Contest.....	12
No Sweeps.....	291
O’ Canada.....	324
Oldest & Youngest Blue Jays.....	43
Opening Up.....	237
Over Under.....	162
Seasons in Which Toronto Was the.....	40
1st Team To Score 500 Runs.....	156
Steb’s No-Hitter.....	10
Toronto Blue Jays Ownership.....	125
Toronto, Youngest Pitchers MLB Debut.....	102
Toronto, Youngest To Hit First Home Run.....	250
Winning the Game After Getting.....	23
Out-Hit by 9 or More.....	178
World Series/LCS Shares.....	158
Youngest Blue Jays to Record.....	145
First Multi-Home Game.....	145
Youngest Opening Day Starters.....	305
Toronto, All-Time.....	305
Youngest Position Players to Appear.....	305
On Opening Day for Toronto.....	305

Copyright © 2020 by the Toronto Blue Jays Baseball Club. All rights reserved. The use of any part of this publication reproduced, transmitted in any form or by any means, electronic, mechanical, photocopying, recording, or otherwise or stored in a retrieval system, without the prior written consent of the publisher – or in the case of photocopying or other reprographic copying, a license from the Canadian Reprography Collective – is an infringement of copyright law. All information is current to February 24, 2020. Entire contents are the property of the Toronto Blue Jays Baseball Club and cannot be reprinted in whole or in part without the permission of the Blue Jays Communications Department.

Printed and bound in Canada by: **Astley Gilbert Limited, Toronto, ON**



# SEATING MAP



## SECTION

- TM LOUNGE
- IN THE ACTION SEATS
- TD CLUBHOUSE
- PREMIUM DUGOUT
- PREMIUM INFIELD
- FIELD LEVEL INFIELD
- FIELD LEVEL BASES I
- FIELD LEVEL BASES II
- 100 LEVEL OUTFIELD
- 200 LEVEL BASES
- 200 LEVEL OUTFIELD
- 500 LEVEL LOWER I
- 500 LEVEL LOWER II
- 500 LEVEL LOWER III
- SIGHTLINES RESTAURANT
- WESTJET FLIGHT DECK

# 2020 SEASON SCHEDULE

## MARCH/APRIL

SUN	MON	TUE	WED	THU	FRI	SAT
				26 BOS 3:37PM	27 BOS 7:07PM	28 BOS 3:07PM
29 BOS 1:07PM	30 CIN 7:07PM	31 CIN 7:07PM	1 CIN 4:07PM	2 NYY 1:05PM	3	4 NYY 1:05PM
5 NYY 1:05PM	6 PHI 7:05PM	7 PHI 7:05PM	8	9 KC 7:07PM	10 KC 7:07PM	11 KC 3:07PM
12 KC 1:07PM	13 MIN 7:07PM	14 MIN 7:07PM	15 MIN 7:07PM	16	17 TB 7:10PM	18 TB 6:10PM
19 TB 1:10PM	20	21 BOS 7:10PM	22 BOS 7:10PM	23 BOS 7:10PM	24 BAL 7:05PM	25 BAL 4:05PM
26 BAL 1:05PM	27 BOS 7:07PM	28 BOS 7:07PM	29 BOS 7:07PM	30		

## MAY

SUN	MON	TUE	WED	THU	FRI	SAT
					1 NYY 7:07PM	2 NYY 3:07PM
3 NYY 1:07PM	4 BAL 7:07PM	5 BAL 7:07PM	6 BAL 12:37PM	7	8 OAK 10:07PM	9 OAK 9:07PM
10 OAK 4:07PM	11 TEX 8:05PM	12 TEX 8:05PM	13 TEX 8:05PM	14 CWS 8:10PM	15 CWS 8:10PM	16 CWS 7:10PM
17 CWS 2:10PM	18 HOU 4:07PM	19 HOU 7:07PM	20 HOU 7:07PM	21 BAL 7:07PM	22 BAL 7:07PM	23 BAL 3:07PM
24 BAL 1:07PM	25	26 TB 7:10PM	27 TB 7:10PM	28 TB 1:10PM	29 BAL 7:05PM	30 BAL 4:05PM
31 BAL 1:05PM						

## JUNE

SUN	MON	TUE	WED	THU	FRI	SAT
	1 STL 8:15PM	2 STL 8:15PM	3	4 TEX 7:07PM	5 TEX 7:07PM	6 TEX 3:07PM
7 TEX 1:07PM	8	9 SEA 7:07PM	10 SEA 7:07PM	11 SEA 12:37PM	12 DET 7:10PM	13 DET 4:10PM
14 DET 1:10PM	15	16 TB 7:07PM	17 TB 7:07PM	18 TB 7:07PM	19 PIT 7:05PM	20 PIT 4:05PM
21 PIT 1:35PM	22 MIL 8:10PM	23 MIL 8:10PM	24 MIL 2:10PM	25	26 LAA 7:07PM	27 LAA 3:07PM
28 LAA 1:07PM	29	30 CWS 7:07PM				

## JULY

SUN	MON	TUE	WED	THU	FRI	SAT
			1 CWS 1:07PM	2 CWS 7:07PM	3 NYY 7:07PM	4 NYY 3:07PM
5 NYY 1:07PM	6 BOS 7:10PM	7 BOS 7:10PM	8 BOS 7:10PM	9 MIN 8:10PM	10 MIN 8:10PM	11 MIN 2:10PM
12 MIN 2:10PM	13	14	15	16	17 CLE 7:07PM	18 CLE 3:07PM
19 CLE 1:07PM	20 BOS 7:07PM	21 BOS 7:07PM	22 BOS 4:07PM	23	24 SEA 10:10PM	25 SEA 4:10PM
26 SEA 4:10PM	27 LAA 10:07PM	28 LAA 10:07PM	29 LAA 8:07PM	30	31 BAL 7:07PM	

## AUGUST

SUN	MON	TUE	WED	THU	FRI	SAT
						1 BAL 3:07PM
2 BAL 1:07PM	3 TB 3:07PM	4 TB 7:07PM	5 TB 12:37PM	6 HOU 8:10PM	7 HOU 8:10PM	8 HOU 7:10PM
9 HOU 2:10PM	10 TB 7:10PM	11 TB 7:10PM	12 TB 7:10PM	13 TB 1:10PM	14 CHC 7:07PM	15 CHC 3:07PM
16 CHC 1:07PM	17	18 STL 7:07PM	19 STL 7:07PM	20 NYY 7:05PM	21 NYY 7:05PM	22 NYY 1:05PM
23 NYY 1:05PM	24 KC 8:05PM	25 KC 8:05PM	26 KC 8:05PM	27 OAK 7:07PM	28 OAK 7:07PM	29 OAK 3:07PM
30 OAK 1:07PM	31					

## SEPTEMBER

SUN	MON	TUE	WED	THU	FRI	SAT
		1 DET 7:07PM	2 DET 7:07PM	3 DET 7:07PM	4 TB 7:07PM	5 TB 3:07PM
6 TB 1:07PM	7	8 BAL 6:35PM	9 BAL 6:35PM	10 BAL 6:35PM	11 NYY 7:05PM	12 NYY 1:05PM
13 NYY 1:05PM	14	15 PHI 7:10PM	16 PHI 7:07PM	17	18 NYY 7:07PM	19 NYY 3:07PM
20 NYY 1:07PM	21	22 BOS 7:10PM	23 BOS 7:10PM	24 BOS 7:10PM	25 CLE 7:10PM	26 CLE 6:10PM
27 CLE 3:10PM	28	29	30			

HOME

AWAY

All times are Eastern (Toronto) time. Times, opponents and dates are subject to change. Schedule as of January 7, 2020.

™TORONTO BLUE JAYS and all related marks and designs are trademarks and/or copyright of Rogers Blue Jays Baseball Partnership. ©2020