

A T L A N T A
B R A V E S



2021 MEDIA GUIDE

Braves





HANK AARON

DON SUTTON

PHIL NIEKRO

BILL BARTHOLOMAY

TABLE OF CONTENTS

FRONT OFFICE

BASEBALL OPERATIONS

Directory	23-24
Executive Bios	25-28
Special Assistant Bios.	29-30

EXECUTIVES

Terry McGuirk	12
Derek Schiller	13
Mike Plant	14
Alex Anthopoulos	15
Greg Heller	16
Jill Robinson	17
Chip Moore	18
DeRetta Rhodes, PhD	19
John Schuerholz	20
Bobby Cox	21
Front Office Directory	7-10
Trust Park	5-6

MANAGER & STAFF

Brian Snitker	32-33
José Castro	34
Sal Fasano	35-36
Drew French	37
Chipper Jones	38-40
Rick Kranitz	41
Bobby Magallanes	42
Kevin Seitzer	43-44
Ron Washington	45-47
Walt Weiss	47-48
Eric Young Sr.	49-50
Jimmy Leo	51
Tomás Pérez	51
José Yépez	51
Clubhouse Staff	56-58
Grounds Crew	58
Medical & Strength Staff	52-55

PLAYERS

40-Man Roster	60
Non-Roster Invitees	61
Player Bios	62-242

2020 SEASON REVIEW

2020 Day-by-Day	244-245
2020 Year-End Notes	246-256

PLAYER DEVELOPMENT & SCOUTING

Player Development Staff	258
Roving Coordinators	259-261
2019 MiLB Award Winners	262
Full-Season Affiliates	263-264

MINOR LEAGUE

2019 Standings	258
Players	265-305
2019 Batting Leaders	307
2019 Pitching Leaders	308

SCOUTING

Scouting Staff	309
No. 1 Draft Picks	310

BRAVES HISTORY

ALL-STAR GAME

All-Star Selectees	341
--------------------------	-----

ATTENDANCE

Detailed Attendance Highs	385
Records	384
Year-by-Year Attendance	383
Award Winners	338-340

BALLPARKS

Atlanta-Fulton Ct. Stadium	386
Turner Field	387

BATTING RECORDS

Atlanta Career Top 10	352
Franchise Career Top 10	353
Atlanta Season Top 10	354
Franchise Season Top 10	355
Franchise Season Feats	350
Year-By-Year Totals	351
Clinch Dates	315

CLUB RECORDS

Atlanta (Since 1966)	360-365
Franchise Records	366-373

DIVISION SERIES

Braves in the DS	318
Doubleheader History	377

FIELDING

Individual Leaders	359
Yearly Team Totals	358

HALL OF FAME

Braves in Cooperstown	320
Braves HOF Inductees	321

HOME RUNS

From Both Sides of Plate	356
Inside-the-Park	356
Misc. Leaders	357
Last Time It Happened	393

LEAGUE CHAMPIONSHIP SERIES

Braves in the LCS	317
-------------------------	-----

OPENING DAY

Lineups	390-391
Records/Starts	392
Results	388-389
Pennant Winners	315

2021 ATLANTA BRAVES MEDIA GUIDE

The 2021 Atlanta Braves Media Guide was produced by the Braves Baseball Communications Department, under the direction of Beth Marshall. Primary contributors were Jared Burleyson, Franco Garcia, Matt Grilli and Jonathan Kerber, with editorial assistance by Tom Schott and Kara Zoellner. Cover design by Braves Creative Director Insung Kim.

Interior photos by: Kevin Liles, Pouya Dianat, Patrick Duffy, Logan Riely, Isaac Green, Gene Fruth, Tony Firriolo, Sean Kernan, Milo Stewart Jr. & Gene Fruth (National Baseball Hall of Fame), Kyle Christy, Tom DiPace, Kelly Gavin (MLB Photos), Chris Hamilton, Edward M. Pio Roda, Tom Priddy, Paul O'Mara, Joe Sebo, Bill Settiff, J. Stoll, Lucas Stevenson, Miles Kennedy, Cristobal Zelaya, Karl L. Moore (Gwinnett Strippers), Tate Nations (Mississippi Braves), Jordan Trotter (Augusta GreenJackets), Turner Image Management, Getty Images, and Topps.

Statistical information is courtesy of the Elias Sports Bureau, MLB Information System, Stathead Baseball (Baseball-Reference), STATS LLC, TruMedia Networks and David Vincent (SABR).

Copyright 2021 Atlanta National League Baseball Club, Inc. All rights reserved. Reproduction of the Braves Media Guide in whole or part without the permission of the Atlanta National League Baseball Club, Inc. is strictly prohibited. All information is as of March 15, 2021.

braves.com bravesbeisbol.com [Twitter: @braves](https://twitter.com/braves) [Instagram: @braves](https://www.instagram.com/braves) [Facebook.com/braves](https://www.facebook.com/braves)

TABLE OF CONTENTS

PITCHING RECORDS

Atlanta Career Top 10	344
Franchise Career Top 10	345
Atlanta Season Top 10	346
Franchise Season Top 10	347
Retired Numbers	321
Hank Aaron	322-323
Bobby Cox	324-325
Tom Glavine	326-327
Chipper Jones	328-329
Greg Maddux	330-331
Eddie Mathews	332
Dale Murphy	333
Phil Niekro	334
John Smoltz	335-336
Warren Spahn	337
Pitching Feats	342-343
Year-by-Year Totals	348

ROSTERS

Atlanta All-Time	395-399
Atlanta Coaches	399
Bos./Mil. All-Time	400-404
Series Sweeps	376
Trades - Recent by Club	394

WON-LOSS RECORDS

Best by Game	378
Worst by Game	388
Monthly	380-382
vs. A.L. Opponents	375
vs. N.L. Opponents	374
Yearly Finishes	312-314

WILD CARD GAME

Braves in the WC Round	319
------------------------------	-----

WORLD SERIES

Braves in the WS	316
------------------------	-----

OPPONENTS

A.L.	413-420
N.L.	406-412

MISC. INFORMATION

Communications Staff	423
Media Information	422

BROADCASTERS

Chip Caray	424
Jeff Francoeur	424
Tom Glavine	425
Ben Ingram	425
Jim Powell	426
Joe Simpson	426
Radio Affiliates	427
Regulation Game	429
Rules of Interest	428

SPRING TRAINING

Information	430
Community	432-437

BRAVES BOXES OF INTEREST INDEX**ATLANTA BRAVES**

Atlanta Braves Ownership	12
Braves General Managers	15
Braves Team Doctors	54
Pronunciation Guide	59
BBWAA Brave of the Year Award Winners	183
BBWAA Atlanta Chapter	423
Pre-Game Timings Chart	429

HISTORICAL

Winningest Managers	315
League Champ. Series Home Run Leaders	317
Top Winning Percentage by a Pitcher	342
Best Pitching Starts	343
Single-Game Batting Feats	350
Assist Records (Fielding)	359
Longest Braves Game by Inning	360
Franchise Single-Season Batting Leaders	367
Fulton County Home Runs	386
Spring Training Results	430

2020 NOTES

Hitting Streaks of 10-or-More Games	71
Major League Debuts	101
Starts by Batting Order	137
By Day & Month	143
Bullpen Bits	147
Home Run Breakdown	150
Pinch Hitters	155
Starts by Position	180
Injured & Inactive List	191
Starting Pitcher Stats	207
Monthly Batting & Pitching Totals	214
Walk-off Wins	219
Delays & Postponements	226
Shutouts	240

FARM SYSTEM

2019 Minor League Team MVPs	262
2021 Top Prospects	305
2020 First-Year Player Draft	307
2019 Pitchers and Players of the Month	308

TRUIST PARK

TRUIST PARK

755 Battery Avenue, SE
Atlanta, GA 30339-3017
(404) 522-7630

YEAR OPENED: 2017

CAPACITY: 41,184

LARGEST CROWD: 43,619 (August 17, 2019 vs. Los Angeles-NL)

TIMELINE TO BUILD: 30 months (Sept., 2014 to Feb., 2017)

SIZE: 1,114,400 square feet

ELEVATION: 965 feet above mean sea level

SURFACE: Seashore Paspalum, Platinum TE grass

LIGHTS: LED Sports lights

BRAVES DUGOUT: First Base

VISITOR DUGOUT: Third Base

BRAVES BULLPEN: Right-Centerfield

VISITORS BULLPEN: Left Field Corner

FIELD DIMENSIONS

Left Field Corner: 335'

Left Field Power Alley: 385'

Centerfield: 400'

Right Field Power Alley: 375'

Right Field Corner: 325'

WALL HEIGHT

Left Field Corner: 6'-0"

Left Field: 8'-8"

Centerfield: 8'-8"

Right Field: 16'-0"


Right Field Corner: 16'-0"




ATLANTA BRAVES BALLPARKS



Fulton County Stadium
• 1966-1996



Turner Field
• 1997-2016



Truist Park
• 2017-present

TRUIST PARK FIRSTS

FIRST GAME: April 14, 2017 vs. San Diego Padres

ATTENDANCE: 41,149 (Sellout)

TOG: 2:57

Score: 5-2, Braves

WP: Julio Teheran **LP:** Jhoulys Chacin

SAVE: Jim Johnson

FIRST PITCH: Julio Teheran, ATL, 7:53 p.m. (strike)

FIRST BATTER: Manuel Margot, SD (fly out)

FIRST BRAVES BATTER: Ender Inciarte, ATL

FIRST HIT: Ender Inciarte, ATL (infield single)

FIRST DOUBLE: Freddie Freeman, ATL

FIRST HOME RUN: Ender Inciarte, ATL

FIRST RBI: Nick Markakis, ATL

FIRST RUN SCORED: Ender Inciarte, ATL

FIRST STRIKEOUT: Adonis Garcia, ATL (by J. Chacin)

FIRST WALK: Travis Jankowski, SD (by J. Teheran)

FIRST BRAVES STEAL:

Brandon Phillips

(4/16/17 vs. SD)

FIRST WALK-OFF HIT:

Dansby Swanson

(4/17/17 vs. SD)

FIRST BRAVES ERROR:

Arodys Vizcaino

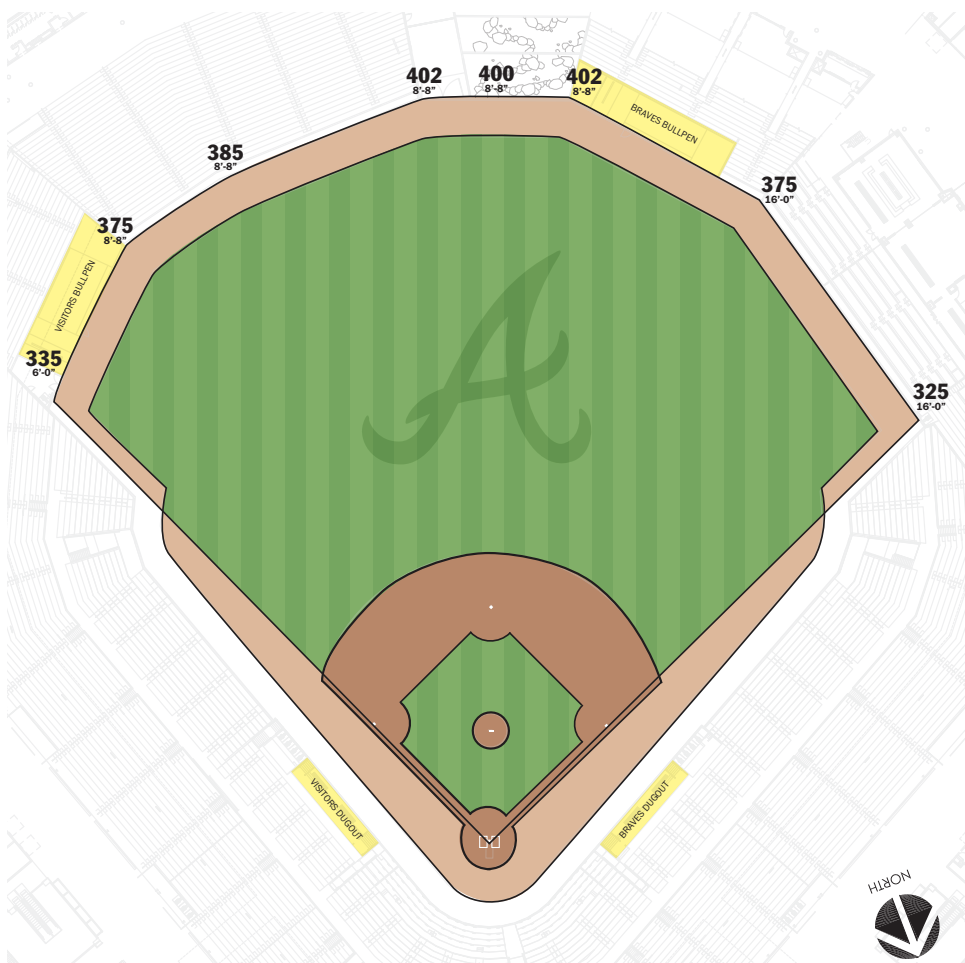
(4/17/17 vs. SD)

FIRST TRIPLE:

Emilio Bonifacio, ATL

(5/3/17 vs. NYM)

TRUIST PARK DIMENSIONS



EXECUTIVES & OFFICERS

Terry McGuirk.....	Chairman
Derek Schiller.....	President & CEO, Atlanta Braves
Mike Plant.....	President & CEO, Braves Development Company
Alex Anthopoulos.....	President, Baseball Operations and General Manager
Greg Heller.....	Executive Vice President, Chief Legal Officer
Jill Robinson.....	Executive Vice President, Chief Financial Officer
Chip Moore.....	Executive Vice President, Minor League Affiliates & Strategic Planning
DeRetta Rhodes, PhD.....	Executive Vice President, Chief People Capital Officer
John Schuerholz.....	Vice Chairman, Emeritus

2021 FRONT OFFICE DIRECTORY

BASEBALL OPERATIONS

Dana Brown.....	Vice President, Scouting
Mike Fast.....	Vice President, Baseball Development
Jason Paré.....	Assistant General Manager, Research & Development
Ben Sestanovich.....	Assistant General Manager, Player Development
Dixie Keller.....	Senior Director, Baseball Administration
Adam Sonabend.....	Director, Baseball Operations
Ron Knight.....	Assistant Director, Minor League Operations
Jonathan Schuerholz.....	Assistant Director, Professional Scouting
Ronit Shah.....	Assistant Director, Amateur Scouting
Doug Wachter.....	Manager, Major League Operations
Garrett Wilson.....	Manager, Baseball Systems
Rob Smith.....	Manager, Baseball Video Operations
Colin Wyers.....	Manager, Player Development Analytics
Jonathan Cruz.....	Manager, Latin American Operations
Gerald Milanes.....	Manager, International Scouting Administration
Rafael Becerra.....	Manager, Family Relations
Caelan Collins.....	Analyst, Major League Operations
Nick Coppola.....	Analyst, Major League Operations
Kenny Dorian.....	Analyst, Major League Operations
Dylan Mortimer.....	Analyst, Major League Operations
Tom O'Donnell.....	Analyst, Major League Operations
Scott Rapponotti.....	Analyst, Research & Development
Kyle Sargent.....	Analyst, Research & Development
Kevin Song, PhD.....	Machine Learning Engineer
Evan Tucker, PhD.....	Data Scientist
Mike Copeland.....	Developer and Data Analyst, Baseball Systems
Dana Bennett.....	Developer, Baseball Systems
Isaac Lee.....	Developer, Baseball Systems
Josh Malek.....	Coordinator, Research & Development
Kyle Clements.....	Minor League Video Coordinator
Fernando Piñeres.....	Cultural Development Coordinator
Dylan Quantz.....	Assistant, Player Development
Seth Heizer.....	Assistant, Family Relations
Will Rich.....	Administrative Assistant, Amateur Scouting
Evan Olawsky.....	Trainee, Research & Development
Matt Winn.....	Trainee, Advance Scouting
Jeremy Dorsey.....	Bill Lucas Apprentice

CLUBHOUSE

Calvin Minasian.....	Director, Equipment and Clubhouse Services
Jim Lovell.....	Director of Team Travel
Fred Stone.....	Visiting Clubhouse Manager
Eric Durban.....	Assistant Equipment & Clubhouse Services Manager
Chris Hunter.....	Assistant Equipment & Clubhouse Services Manager

MEDICAL & PERFORMANCE STAFF

Dr. Joe Chandler.....	Director Medical Services Emeritus
Dr. Tim Griffith.....	Head Team Physician
George C. Poulis.....	Director of Player Health/Head Athletic Trainer
Jeff Porter.....	Senior Advisor, Athletic Training
Mike Frostad.....	Assistant Athletic Trainer
Jeff Stevenson.....	Assistant Athletic Trainer
Brad Scott.....	Head Strength and Conditioning Coach
Jordan Wolf.....	Assistant Strength and Conditioning Coach
Pete Cicinelli.....	Major League Head Physical Therapist
Nick Valencia.....	Major League Assistant Physical Therapist
Nate Leet.....	Massage Therapist

ACCOUNTING & FINANCE

ACCOUNTING

Kimberly Childress.....	Senior Vice President, Controller
Shannon Gabriel.....	Vice President, Controller
Ben Phanco.....	Senior Director, Technical Accounting & Treasury
Nikia Brown.....	Senior Manager, Accounting
Kelly Young.....	Manager, Payroll
Sylvia Berrocal.....	Manager, Accounts Payable
Shannon Avery.....	Senior Accountant
Sarah Davis.....	Senior Accountant
Matt Eaves.....	Senior Accountant
Michelle Thompson.....	Senior Accountant
Stephen DeGuenther.....	Staff Accountant II
Dan Gallman.....	Staff Accountant II
JéLena Parks.....	Staff Accountant I
Miranda Jones.....	Accounting Assistant II
Suwanna Pankam.....	Coordinator, Accounts Payable

FINANCE

Roxanne Porch Vice President, Finance
 Terrence Willoughby Senior Financial Analyst, Baseball
 Ian Sullivan Sr. Financial Analyst, Braves Development Company

CORPORATE & PREMIUM PARTNERSHIPS

Jim Allen Sr. Vice President, Corporate & Premium Partnerships
 Brad Jones Senior Director, Partner & Premium Services
 Paige Graham Administrative Assistant, Corporate Partnerships

CORPORATE PARTNERSHIPS

Trey Workman Senior Director, Corporate Partnerships
 Mark Lehman Senior Manager, Corporate Partnerships
 Chad Clarke Manager, Corporate Partnerships
 Hank Cobb Manager, Corporate Partnerships
 Derek Houston Manager, Corporate Partnerships
 Drew King Manager, Corporate Partnerships
 Kenny Tracy Manager, Partnership Services
 Laura Guest Senior Coordinator, Partnership Services
 James Cooper Coordinator, Partnership Services
 Elliott Kiadli Coordinator, Partnership Services
 Katie Stephenson Coordinator, Partnership Services

PREMIUM PARTNERSHIPS

BJ Mitchell Director, Premium Memberships
 John Farrell Manager, Premium Memberships
 Michael Stiles Manager, Premium Memberships
 Jason Webber Manager, Premium Memberships
 Alex Ingle Senior Account Manager, Premium Memberships
 Taylor Calderon Coordinator, Premium Memberships

EXECUTIVE SERVICES

Mindy Petzer Senior Executive Assistant to Terry McGuirk
 Natalie McWright Executive Assistant to Derek Schiller
 Christina Huff Executive Assistant to Mike Plant
 Elizabeth Terán Executive Assistant to Alex Anthonopoulos
 Eve Porter Executive Assistant to Greg Heller
 Debra Cody Executive Assistant to Jill Robinson
 Erica Daniel Executive Assistant to DeRetta Rhodes
 Susan Bailey Executive Assistant to Henry Aaron
 Crystal Digby Executive Assistant to Adam Zimmerman
 Christine Ramirez Executive Assistant to Jeremy Strife

FACILITY OPERATIONS & ENGINEERING

Eric Perestuk Senior Vice President, Facility Operations

GROUNDS CREW

Ed Mangan Senior Director, Field Operations
 Anthony De Feo Field Manager
 Tyler Lenz Field Manager
 Mike Bradberry Assistant, Grounds Crew

FACILITY OPERATIONS & ENGINEERING

Mitch Norton Director, Engineering
 Dawn Gepfer Director, Facilities
 Aaron Holloway Manager, Shipping & Receiving
 Ried Prestwood Projects Manager
 Rory Martin Assistant Manager, Facility Operations
 James Stovall Locksmith Lead
 Scott Sheppard Electrical Lead
 James Jackson Electrical Technician
 Bradley West Electrical Technician
 Christopher Johnson HVAC Lead
 Pablo Rodriguez HVAC Technician
 Steven Hill HVAC II Technician
 Paul Iltitzky HVAC II Technician
 Chris Colquitt General Maintenance Lead
 Kenneth Banks General Maintenance Technician
 Brian Bernard General Maintenance Technician
 Miguel Borjas General Maintenance Technician
 Joseph Burgess General Maintenance Technician
 Brett Parr General Maintenance Technician

GUEST OPERATIONS & STRATEGY

Hannah Basinger Vice President, Guest Operations & Strategy
 Mary Elizabeth Woodward Project Mgr., Guest Ops. & Strategy

BALLPARK TOURS

Carolyn Serra... Sr. Dir., Ballpark Tours, Braves Heritage & Hall of Fame
 Sam Wallace Mgr., Ballpark Tours, Braves Heritage & Hall of Fame

GUEST SERVICES

Chandler Faccento Director, Guest Services
 Lamar Lewis Senior Coordinator, Guest Services
 Anna Matthews Senior Coordinator, Guest Services
 Michael Nolan Coordinator, Guest Services
 Leah Teach Coordinator, Guest Services Operations
 Katie Hearn Coordinator, Digital Services Representative

EVENT OPERATIONS

Alan Hearn Director, Event Operations & Procurement
 Kaitlyne Grice Manager, Event Operations
 Ron Rodriguez Manager, Event Logistics
 Jamiya Brinson Coordinator, Event Operations
 Haley Paakaula Coordinator, Event Operations

SPECIAL EVENTS

Dawn Truemper Senior Director, Event Sales
 Alex Raymond Manager, Event Sales

INFORMATION TECHNOLOGY

Scott Waid Senior Vice President, Information Technology
 Chip Graham Director, AV Technical Services
 Brian Howell Senior Manager, IT Engineering
 Beth Vinson... Sr. Mgr., Application Development & Database Admin.
 John Baxley Senior Systems Engineer
 Michael Lothamer Senior Systems Analyst
 Mark Phipps Senior Display Systems Engineer
 Andrew Tanguay AV Engineer
 Casey Comeaux IPTV Engineer
 Carl Cox Application Developer
 Paul Lupcke Application Developer
 Brian Tansy Database Administrator

LEGAL

Jason Domir Vice President & Deputy General Counsel
 Robyn Farmer Vice President & Deputy General Counsel
 Jonathan Smith Vice President & Deputy General Counsel
 Heather Metzger Senior Manager, Legal Services
 Amy Wall Senior Manager, Legal Services

MARKETING

Adam Zimmerman Senior Vice President, Marketing

ALUMNI RELATIONS

Greg McMichael Director, Alumni Relations

COMMUNICATIONS

Beth Marshall Vice President, Communications
 Jonathan Kerber Director, Baseball Communications
 Jared Burleyson Manager, Baseball Communications
 Franco Garcia Bilingual Coordinator, Baseball Communications
 Matt Grilli Coordinator, Baseball Communications
 Kara Zoellner Coordinator, Corporate Communications

DIVERSITY & COMMUNITY MARKETING

Adrian Williams Senior Director, Diversity & Community Marketing
 Danielle Bedasse Dir., Comm. Affairs & Exec. Dir., Braves Foundation
 Kathryn Worsham Mgr., Braves Care & Atlanta Braves Foundation
 Marcus Momon Coordinator, Diversity Marketing
 Tyler Holley Coordinator, Braves Care & Atlanta Braves Foundation

FAN EXPERIENCE

Scott Cunningham Vice President, Fan Experience
 Matt Montemayor Director, Production
 Geoffrey Schmidt Director, Entertainment & Events
 Cameron Carter Manager, Production
 Jessie Powell Manager, Fan Experience
 Rick Chestnutt Senior Editor
 Jacob Mosella Coordinator, Mascot
 Allison Parrish Editor
 Jacob Mosella Coordinator, Mascot

MARKETING

Greg Mize Senior Director, Marketing & Innovation
 Justin Watkins Senior Director, Business Intelligence
 Brad Meriwether Senior Director, Marketing
 Insung Kim Senior Director, Creative
 Crystal Digby Senior Manager, Marketing Operations
 Jori Palmer Manager, Marketing & Advertising
 Justin Haffad Manager, Business Intelligence
 Ashley Allphin Manager, Graphic Design & Creative Services
 Cole Alford Senior Business Analytics Specialist
 Hannah Weiker Coordinator, Digital Marketing
 Jon Moses Coordinator, Marketing and Advertising
 Daniel Easley Graphic Designer

PEOPLE CAPITAL

Arthur Evans Senior Director, Talent Management
 Meghan Pogue Senior Manager, People Capital
 Ashley Guy Generalist/Business Partner, People Capital

RETAIL

Lisa Williams Director, Retail
 Kathy Hakiki Senior Manager, Retail Buying Operations
 Anton Huber Senior Manager, Retail Operations
 Alyse Costa Manager, Retail Authenticity/Marketing
 Stephen Jeffers... Mgr., Distribution Centers & Inventory Management
 Allen Sandberg Manager, Braves Clubhouse Store
 Zach Wilson Manager, Retail Operations
 Jon Vazquez Assistant Manager, Braves Clubhouse Store
 Zac Leshner Senior Coordinator, Retail Buying
 Bryan LaFlash Coordinator/Assistant Buyer, Retail Buying
 Bart Sepulveda Coordinator, Distribution Center
 Megan Chatellier Coordinator, Retail Operations
 Krystin Robinson Coordinator, Retail Operations
 Erin Smith Coordinator, Retail Merchandising

STADIUM OPERATIONS & SECURITY

Vernon Nix Director, Security
 Nate Kelsey Senior Manager, Stadium Operations & Security
 Pam McIver Manager, Security
 Barbara Middlebrooks Senior Coordinator, Security Operations
 Juwuan Tolbert Coordinator, Stadium Operations
 Sylvester Dunn Senior Supervisor, Security
 John Alvarez Supervisor, Security
 Azelarabe Essoufi Supervisor, Security
 Kevin Frazer Supervisor, Security
 Louis Jackman Supervisor, Security
 Todd Lepkofker Supervisor, Security
 Robert Touchstone Supervisor, Security

TICKET OPERATIONS

Anthony Esposito.....	Vice President, Ticket Operations
Jessica Lee.....	Senior Manager, Ticket & Financial Operations
Cory Dalin.....	Manager, Ticket Operations
Taylor Guy.....	Senior Coordinator, Ticket Operations
Gloria Wickham.....	Senior Coordinator, Ticket Operations
Dawn Dzierzynski.....	Coordinator, Ticket Operations
Kathleen Jackson.....	Coordinator, Ticket Operations
Hunter Tomko.....	Coordinator, Ticket Operations

TICKET SALES

Paul Adams.....	Senior Vice President, Ticket Sales
Joel Vece.....	Senior Director, Ticket Sales & Service

GROUP SALES

Seth Condra.....	Manager, Group & Hospitality Sales
Stacey Nicely.....	Manager, New Ticket Initiatives
Rick Coller.....	Senior Account Executive, Group & Hospitality Sales
Daniel Ingold.....	Senior Account Executive, Group & Hospitality Sales
Celeste Mercer.....	Senior Account Executive, New Ticket Initiatives
Evan Avery.....	Account Executive, Group & Hospitality Sales
Nandi Hall.....	Account Executive, Group & Hospitality Sales
Robert Lotspeich.....	Account Executive, Group & Hospitality Sales
Travis Alston.....	Account Executive, New Ticket Initiatives

MEMBERSHIP SALES


Richard Thornton.....	Senior Manager, Ticket Sales
Dan Eanes.....	Senior Manager, Membership Sales
Nick Hefley.....	Team Lead, Membership Sales
Bobby Lindsey.....	Senior Account Executive, Membership Sales
Cody Dewrell.....	Account Executive, Membership Sales
AJ McKinney.....	Account Executive, Membership Sales
Ashley Mixon.....	Account Executive, Membership Sales
Jon Snowden.....	Account Executive, Membership Sales
Emily DeVito.....	Associate, Ticket Sales
Andrea Doud.....	Associate, Ticket Sales
Audie Franza.....	Associate, Ticket Sales
Will McConnell.....	Associate, Ticket Sales
Carly Zabow.....	Associate, Ticket Sales


MEMBERSHIP SERVICES

Andrew Walters.....	Director, Membership Sales & Service
Danson Smith.....	Mgr., Membership Service & Engagement Programs
Stacy Condra.....	Senior Account Executive, Membership Services
James Sherrill.....	Senior Account Executive, Membership Services
Nabil Yang.....	Senior Account Executive, Membership Services
Madison Beeler.....	Account Executive, Membership Services
Danielle Brumbeloe.....	Account Executive, Membership Services
Isabelle Lasa.....	Account Executive, Membership Services
Cory Hawkins.....	Account Executive, Membership Services
Andrew Vinci.....	Account Executive, Membership Services

BRAVES DEVELOPMENT COMPANY

Jeremy Strife.....	Executive VP, Braves Development Company
Lauren Abernethy.....	Senior Director, BDC Marketing
Billy Rowland.....	Senior Director, BDC Operations
John Thursby.....	Director, Leasing & Business Development
Dale Bolenbaugh.....	Director, BDC Security
Kacey Fitzpatrick.....	Manager, BDC Marketing
Matt Wolfenbarger.....	Manager, BDC Operations
Mia Bolton.....	Coordinator, Events & Partnership
Kylie Guckian.....	Office and Marketing Coordinator, BDC
Todd Ayers.....	Maintenance Technician
Matt Jackson.....	Maintenance Technician
Justin White.....	Maintenance Technician





BRAVES EXECUTIVES

BRAV



TERRY McGUIRK

Chairman

Terry McGuirk is Chairman & CEO of Braves Holdings, LLC, the parent company of the Atlanta Braves and Braves Development Company. In his role as Chairman and Control Person of the Atlanta Braves, McGuirk maintains executive oversight of all aspects of the Braves franchise including all team and player personnel operations, business operations, Truist Park and representation of the Braves at Major League Baseball ownership meetings. McGuirk is also the Chairman of Braves Development Company, the Braves real estate development entity that owns and operates The Battery Atlanta mixed use development adjacent to Truist Park.

McGuirk spent 35 years at Turner Broadcasting System, Inc. (TBS), beginning in 1972 as an account executive with WTCCG, which later became TBS Superstation. In 1973, he assumed the same role at TBS-owned WRET in Charlotte, N.C. McGuirk returned to Atlanta in 1975 as director of cable relations, where he was instrumental in the launch of TBS Superstation and played a key role in the launch of every Turner network through 2001.

In 1978, McGuirk was named director of special projects for TBS, Inc. and in 1979, was appointed vice president of TBS, Inc. From 1987 to 1991, he served as president of Turner Network Sales and CNN International Sales, Ltd., where he set up the company's international sales and distribution operations. He was elected to the TBS, Inc. board of directors in July 1987. Concurrently, McGuirk was president of Turner Sports where, during his tenure, he was instrumental in securing coverage of the Olympics for cable television for the first time and oversaw the resurgence of the winningest team in baseball, the Atlanta Braves.

As executive vice president, McGuirk served as the company's second in command from 1991 to 1996. When TBS, Inc. merged with Time Warner Inc. in 1996, he succeeded R.E. (Ted) Turner as chairman, president and CEO.

He served as chairman and chief executive officer of the company until March 2001. From that point through December 2003, McGuirk was vice chairman of Turner Broadcasting System Inc., along with being chief executive officer of the company-owned Atlanta sports teams, including the Major League Baseball Braves, the National Basketball Association Hawks and the National Hockey League Thrashers.

McGuirk has served on the board of many cable industry-related groups and the International Olympic Committee's Radio and Television Commission. He was the 1989 recipient of the NCTA Vanguard Award for Young Leadership and was inducted into the fellowship of Cable Television Pioneers at the 1996 NCTA Convention.

A native of Bayshore, N.Y., McGuirk is a graduate of Portsmouth Abbey School and holds a bachelor of arts degree in American history from Middlebury College.

McGuirk is on the MLB Executive Council and is Chairman of the Board of Major League Baseball's Business and Media Committee, the successor to MLB Advanced Media (MLBAM). He also serves on the MLB Ownership Committee and chairs the MLB Audit Committee. McGuirk is the former chairman of the Major League Baseball Media Committee.

He is a Trustee Emeritus of both Piedmont Healthcare and The Westminster Schools. McGuirk was the 2000 recipient of the Anti-Defamation League's Stewart Lewengrub Torch of Liberty Award. In 2006, he received the Governors Award from the southeastern chapter of the National Academy of Television Arts & Sciences and, in 2010, he entered the Cable Television Hall of Fame.

Terry and his wife, Nancy, live in Atlanta and have four children.

ATLANTA BRAVES OWNERSHIP

Liberty Media Corporation officially acquired the Atlanta Braves on May 16, 2007, when Baseball Commissioner Allan H. ("Bud") Selig announced that Major League Baseball ownership had approved Turner Broadcasting and Time Warner's sale of the team.

Based in Englewood, Colo., Liberty Media owns interests in a broad range of electronic retailing, media, communications, sports and entertainment businesses. Liberty's Chairman is John Malone and its President and CEO is Greg Maffei.



DEREK SCHILLER

President and CEO, Atlanta Braves

In his 18th season with the Atlanta Braves, President and Chief Executive Officer Derek Schiller manages all business and ballpark functions of the

team. Schiller oversees revenue-driven areas including corporate partnerships, ticket sales, broadcasting, licensing, special events, retail merchandise, and concessions, plus all service-driven departments including client services, guest services, ticket operations, alumni relations, communications, community relations, marketing, people capital, and ballpark operations. As part of his role, Schiller sets the strategic vision for the Atlanta Braves, guides the Braves brand, champions innovation across all areas of the business, and manages the wide array of talented Braves employees.

Outside of the ballpark, Schiller and the executive team have guided the philosophy behind The Battery Atlanta to ensure a seamless integration with Truist Park, in both an aesthetic and strategic capacity. This new approach to adding a massive real estate development as part of a new ballpark has been recognized around the world.

Schiller has been a key factor in guiding the front office to further increase sales and visibility, improve customer service, and become an industry leader with innovations within the business of professional sports, particularly with business analytics and processes, fan engagement, and mobile ticketing and ordering. He also oversaw the addition of the team's diversity and inclusion marketing department, the first team in Major League Baseball to have a defined department within the diversity engagement space.

Under Schiller's direction, the Braves have introduced many technical developments including digital ticketing, variable and dynamic pricing, and a Customer Relationship Management system that has enhanced customer service and data management for both corporate partners and ticket holders. During his tenure, the organization has also placed a focus on expanding fan outreach by creating engaging content on all social media platforms.

Schiller works closely and collaboratively with Braves Chairman Terry McGuirk, President of Baseball Operations Alex Anthopoulos and President of Braves Development Company Mike Plant.

Additionally, Schiller oversees all broadcasting relationships, which include Braves television partner Bally Sports South and Bally Sports Southeast, as well as the team's radio partner, Dickey Broadcasting, and the Braves Radio Network of affiliates across the Southeast.

As part of the Braves' executive leadership team, Schiller was instrumental in securing plans for Truist Park and The Battery Atlanta and played a pivotal role throughout the design and execution phases of the project. Collaborating with Truist Park planners and architects, Schiller and the executive team tailored the ballpark to authentically represent the organization and its rich history, while creating unique gameday experiences for fans and visitors. Schiller's emphasis on innovation was the driving force behind many of these enhancements, along with technology partnerships that made Truist Park the most technologically advanced venue in all of sports.

Schiller joined the Braves in November 2003 as senior vice president of sales and marketing and was promoted to executive vice president of sales and marketing in August 2007. He came to the Braves after serving as vice president of sales and marketing for the Atlanta Thrashers hockey team since 1998. In that position, he led the development of the Thrashers as an expansion franchise in the National Hockey League, which included the management of all business operations and marketing.

Before joining the Thrashers, Schiller served as vice president of business development for the New York Yankees from 1996 to 1997. While there, he was responsible for all revenue-producing and related functions, including sponsorship sales, marketing, ticket and suite sales, publications, concessions and merchandising, fan services and licensing. He was instrumental in putting together one of the largest sponsorship deals in sports between the Yankees and Adidas.

Schiller earned a degree in engineering from Vanderbilt University. He is on the board of directors of the Metro Atlanta Chamber of Commerce, serves as an executive board member of the Atlanta Convention and Visitors Bureau, and is a board member of the Atlanta Sports Council, the Cobb Chamber of Commerce, and the Jack and Jill Late Stage Cancer Foundation. He also serves on the Truist Atlanta Advisory Council and a number of MLB committees. Schiller is an alumnus of Leadership Atlanta and supports several metro Atlanta charities. Schiller and his wife, Kristin, live in Atlanta and have two children, Luke and Carson.



MIKE PLANT

President and CEO, Braves Development Company

Mike Plant is in his 18th season with the Braves, including his third as President and Chief Executive Officer, Braves Development Company. Plant joined the

organization as executive vice president of business operations in November of 2003.

In his role, Plant oversees the Braves real estate and development holdings including The Battery Atlanta, its development and project management teams, design, financing, construction and leasing activities. Braves and Battery security, life safety, parking and government relations are all consolidated under Plant's leadership. He also works with key Braves executives managing all Minor League Team operations and the new Spring Training complex in North Port, Florida.

As part of the Braves executive leadership team, Plant was instrumental in the Braves' efforts to secure and plan Truist Park and the adjacent mixed-use development, The Battery Atlanta, which opened in Cobb County in April 2017. The creative and innovative approach Plant led since the project's inception has been recognized as a leading example of how to structure a successful Public/Private partnership now generating substantial returns for multiple government entities. Plant's oversight and direct responsibility for managing all aspects of design, project management, financing, leasing and construction led to delivering approximately 2.5MM square feet in less than 36 months.

A \$300MM, 800,000 square foot phase 2 of The Battery Atlanta has begun under Plant's guidance. The hallmark of this phase is led by thyssenkrupp, the Global leader in urban mobility, creating a new North American headquarters at The Battery Atlanta.

Plant joined the Braves after having served as executive vice president of Turner Sports since February 2002. In that position, he was in charge of the day-to-day operations of the division, a \$500-million acquisition, promotion and production company that at the time broadcast approximately 1,200 hours of sports programming on various Turner networks.

Before becoming executive vice president of Turner Sports, Plant was president of Ted Turner's multi-sport event, The Goodwill Games, and vice president of events for Turner Sports. He was responsible for the overall direction and management of The Goodwill Games, as well as all sports properties acquired by Turner Sports.

Prior to joining Turner Sports, Plant was president of Medalist Sports, a full-service sports marketing company he founded in 1988. Medalist Sports created and operated premier professional cycling events in the United States and China. In addition, Plant was the associate executive director of the United States Cycling Federation in Colorado Springs, Colo., from 1986 to 1988 and the executive director of the Canoe and Kayak Team from 1985 to 1986.

Plant was a member of the 1980 U.S. Olympic Speedskating team in Lake Placid, NY, and a six-time member of the U.S. World Championship speedskating teams. Since 1980, he has been appointed to numerous committees and boards for the U.S. Olympic Committee (USOC), U.S. Speedskating, International Cycling Federation, and USA Cycling. Plant served on the Atlanta Committee for the 1996 Olympic Games (ACOG) Board of Directors and the Board of Trustees for the Salt Lake City Olympic Bid Committee for the 2002 Winter Games.

Plant served two eight-year terms on the USOC's Board of Directors and Executive Committee (1984-1992 and 2003-2011). He was chairman of the USOC Athletes Council, and chairman of the Athlete Performance Group (1992-1996). Plant was president of USA Cycling, the National Governing Body for Olympic cycling, from 1995 to 2002, and president of U.S. Speedskating from 2013 to 2018.

Internationally, Plant served almost 20 years on the International Cycling Federation's (UCI) Executive Committee, and was president of three different commissions. In 2009, Plant was elected U.S. Olympic Chef de Mission for the Olympic team for the 2010 Vancouver Olympic Games.

He and his wife, Mary, have two daughters, Erika and Maddie, and a son, Drew.



ALEX ANTHOPOULOS

President, Baseball Operations and General Manager

Alex Anthopoulos is in his fourth season with the Braves. He joined the club in November 2017 as the executive vice president and general manager. In February 2020, Anthopoulos was promoted to president, baseball operations and general manager, and received a contract extension.

The Braves have won the National League East in each of his first three seasons leading Atlanta's baseball operations department.

He is the 12th Braves general manager since the franchise moved to Atlanta in 1966.

Anthopoulos, who reports to Chairman Terry McGuirk, oversees all aspects of the club's baseball operations. He came to the Braves after spending the 2016 and 2017 seasons as the Los Angeles Dodgers' vice president of baseball operations.

Anthopoulos joined the Dodgers in January 2016 following six seasons as the Toronto Blue Jays' general manager, which culminated in an American League East title in 2015 to snap Toronto's 22-year postseason drought.

Anthopoulos began his baseball career with the Montreal Expos as a media relations intern in 2000 before transitioning to international scouting and serving as Montreal's coordinator for amateur and professional scouting for the 2002 and 2003 seasons. The Expos expanded his duties in 2003, adding the title of Scouting Supervisor for Canada.

He joined Toronto following the 2003 season as a scouting coordinator and earned a promotion to vice president, baseball operations and assistant general manager on January 8, 2006. On October 3, 2009, he accepted the position of senior vice president, baseball operations and general manager.

In voting by his peers, Anthopoulos was selected as *Sporting News'* MLB Executive of the Year at the conclusion of the 2015 campaign.

Born May 25, 1977, Anthopoulos is a native of Montreal, Quebec. He is fluent in English and French, and he also speaks some Spanish and Greek. With his Greek descent, he lent his services to the Greek National baseball team around the 2003 European Championships before helping to assemble the Greek national team for the 2004 Olympics in Athens.

Anthopoulos attended Lower Canada College and Marianopolis College before majoring in economics at McMaster University in Hamilton, Ontario.

He and his wife, Cristina, have a daughter, Julia, and a son, John.



BRAVES GENERAL MANAGERS

Alex Anthopoulos is the 12th general manager in club history. Bill Lucas, who is listed below, never received the title of general manager, but performed all the duties of the position.

John Quinn.....	1945-58
John McHale.....	1958-66
Paul Richards.....	1966-72
Eddie Robinson.....	1972-76
John Alevizos.....	1976
Bill Lucas.....	1976-79
John Mullen.....	1979-85
Bobby Cox.....	1986-90
John Schuerholz.....	1990-2007
Frank Wren.....	2007-14
John Hart.....	2014-15
John Coppolella.....	2015-17
Alex Anthopoulos.....	2017-present



GREG HELLER

Executive Vice President, Chief Legal Officer

The 2021 season marks Greg Heller's 21st as legal counsel to the Braves. As Executive Vice President and Chief Legal Officer, Heller manages and oversees all legal affairs for the

Braves and its wholly-owned minor league affiliates which include the Gwinnett Stripers, the Mississippi Braves and the Rome Braves. Heller also has ultimate oversight for all legal issues related to Truist Park, The Battery Atlanta and for the Braves' new spring training facility, CoolToday Park, and had ultimate oversight for all legal matters related to the negotiation, planning and development of all three projects for the Braves organization.

Heller's responsibilities and duties include providing guidance and counsel on baseball operations matters, sales and marketing, broadcasting, stadium and business operations, intellectual property, corporate governance, legislative affairs, employment and litigation.

Prior to serving as Executive Vice President and Chief Legal Officer of the Braves, Heller spent nearly seven years with the TBS sports legal group which included the Braves, the Atlanta Hawks, the Atlanta Thrashers, Philips Arena, the Goodwill Games, the Turner Sports television group (and its NBA, NASCAR, PGA, British Open and MLB properties), and the Turner Sports new media group (and its NASCAR, PGA and PGA TOUR and ACC Select properties).


Heller began his career in sports law as an undergraduate at Indiana University where he graduated cum laude with a Bachelor of Science degree in Sports Marketing/Management. While at Indiana, Heller completed internships with the Peoria Chiefs, a minor league affiliate of the Chicago Cubs, and with the Indiana University athletic department.

Upon graduating from IU, Heller entered law school at Marquette University. While at Marquette, Heller was an active participant in the sports law program, including serving as a member and Student Articles Editor of the Marquette Sports Law Journal, serving as a member of the Sports Law Society, authoring a law review article on the NCAA enforcement process and completing internships with the National Sports Law Institute, Harley Davidson, the Milwaukee Brewers and Reece & Lang PC, the legal division of an Atlanta-based sports management firm.

Upon graduating from Marquette, Heller became an Associate Attorney with the Atlanta firm of Powell Goldstein Frazer & Murphy (now part of Bryan Cave) where he concentrated his practice on general corporate, mergers and acquisitions, securities and sports and entertainment law matters from 1996 to 1997. In the Fall of 1997, Heller joined the Chicago law firm of Horwood Marcus & Berk and continued his practice in general corporate, mergers and acquisitions and sports and entertainment law matters before joining TBS in the Fall of 2000.

Heller serves on Advisory Boards at Marquette University Law School, Indiana University, Blessed Trinity Catholic High School, Kennesaw State Athletics Association, and is an adjunct professor at University of Georgia Law School. In 2004, Heller was named by Marquette University as its Sports Law Alumnus Of The Year. In 2017, Heller was named the W.W. Patty Distinguished Alumnus by the Indiana University School of Public Health.

Heller and his wife, Krista, live in Roswell with their four children, Madelyn, Charlie, John and Elizabeth.





JILL ROBINSON

Executive Vice President, Chief Financial Officer

Jill Robinson is in her fourth season with the Braves after joining the organization in April 2018 as chief financial officer and executive vice president.

In her role, Robinson oversees the Braves' entire accounting and finance operations, leading a team of 25 finance and accounting professionals. Robinson also manages the Braves' financial interests in The Battery Atlanta, the world-class mixed used real estate development located around Truist Park.

Prior to joining the Braves, Robinson worked for McKesson Corporation for 16 years in both San Francisco, Calif., and Atlanta, Ga., serving in a variety of roles for the Fortune 5 company. At the time of her departure, Robinson was the chief financial officer and senior vice president for McKesson Technology Solutions, a \$3 billion healthcare technology company.

She began her career at McKesson in 2001 as a director in the procurement finance department, managing a team that provided all accounting and finance functions for the pharmaceutical purchasing organization. Robinson moved to a director's role in Investor Relations in April 2004, before she was promoted to Vice President of Internal Audit in November 2005.

In March 2010, Robinson became the chief financial officer and vice president of RelayHealth Pharmacy, growing a three-person department to a team of 35 during her tenure.

In November 2011, Robinson became the chief financial officer and senior vice president for McKesson Provider Technology, a company worth over \$2 billion. Her team of 250 supported several acquisitions and subsequent integration efforts, while also sponsoring a major legal entity streamlining process.


She was named chief financial officer and senior vice president of McKesson Technology Solutions in February of 2013, and oversaw a team of over 350 for the next four-plus years until joining the Braves.

Robinson began her professional career in 1992 in Indianapolis with Deloitte & Touche, before serving as Controller for Tambourine, Inc., an independent record label, in San Francisco from 2000 to 2001.

A native of Naperville, Ill., Robinson graduated from the University of Illinois with a degree in accountancy in 1992. She became a certified public accountant in November of that year.

Jill has always had a passion for career development and supporting women in the workforce, and has served as a founder and executive sponsor of McKesson women's employee resource groups, OWNIT-Bay Area and OWNIT-Georgia, and a founder and executive sponsor of the McKesson Career Development Council – Bay Area & Atlanta. Robinson was also a steering committee member on McKesson's Finance Rotational Development Program. She currently serves on the Advisory Board for the Atlanta CFO Forum, and is also on the Atlanta Area Council of the Boy Scouts of America Board of Directors, the Board of Directors of ArtsNow, and the Southeast Board of Trustees for the Boys and Girls Club of America.

Robinson lives in Johns Creek with her husband, Rob, and their two children, daughter, Chloe, and son, Tyler.





CHIP MOORE

Executive VP of Minor League Affiliates & Strategic Planning

The 2021 season marks Chip Moore's 44th with the Braves organization. Moore, executive vice president of minor league affiliates and strategic planning, assists the Braves'

executive board with long-term planning and oversees the club's minor league affiliates, spring training facility and Florida operations. Moore spent nine years (2009-17) as the Braves' chief financial officer, after spending 12 seasons (1997-2008) as senior vice president and controller. He was named to his current position on February 5, 2018.

Moore was instrumental in the Braves' efforts to secure Truist Park and the club's mixed-use development, The Battery Atlanta, both of which opened in 2017. He has long been a leader in the business side of the Braves Minor League ownership. Moore played an important role in lease negotiations, relocation, design and construction of minor league ballparks in Rome, Ga., Pearl, Miss., and Gwinnett, Ga.

For over 25 years, Moore led the Braves finance and accounting function and played a key role in Braves successes both on and off the field. This included managing financial tasks associated with Braves post-season runs, MLB's 2000 All-Star Game in Atlanta and the many challenges associated with the moves from Atlanta-Fulton County Stadium to Turner Field and finally to Truist Park.

In addition, Moore was an instrumental figure in the lease negotiation, design and construction of the Braves' spring training complex in North Port, Fla., in Sarasota County.


Moore steadily moved up through the organization during his tenure. He began as an usher at Atlanta-Fulton County Stadium before working nine seasons as a member of the Braves grounds crew. In 1985, he joined the Braves accounting department and rose to assistant controller in 1988 and controller in 1992 before becoming chief financial officer in 2009 and named to his current position in 2018.

Moore also worked on the establishment of the Braves charitable entity, the Atlanta Braves Foundation, and has served on its Board of Directors since inception.

Moore graduated from Oglethorpe University in 1985 with a degree in business administration, majoring in accounting.

Moore serves on the Board of Directors for the Atlanta Braves Foundation. He served on the Minor League Baseball Board of Trustees for 14 years and on the Board of Directors of the South Atlantic League of Professional Baseball for 29 years, including 20 years as its vice president. In 2006, Moore was inducted into the South Atlantic League Hall of Fame for his contributions to the Rome Braves and the SAL. Additionally, Moore has served on the Board of Directors for the International League and Southern League of Professional Baseball. He currently serves as a member of Major League Baseball's Non-Uniformed Personnel Pension Committee. Locally, he serves on the Board of Atlanta Area Council of Boy Scouts.

Chip and his wife, Anne, reside in Kennesaw, Ga., with their two children, Jordan and Will.





DERETTA RHODES, PH.D.

Executive Vice President, Chief People Capital Officer

DeRetta Rhodes, Ph.D. is in her third season with the Braves after arriving in January 2019. She joined the organization as Senior Vice President of Human Resources before getting elevated to her current role, Executive Vice President, Chief People Capital Officer, in January 2021.

Dr. Rhodes, who oversees people capital initiatives for the organization's Major League, Minor League and The Battery Atlanta operations, has left a lasting impact in her short time with the Braves.

She has transformed the people capital department, expanded the culture of the organization with training programs and employee resource groups and created an internal diversity, equity and inclusion council. She also managed the organizational changes which became necessary due to the pandemic.

Prior to joining the Braves, Dr. Rhodes was the Executive Vice President/Chief Human Resources Officer of the YMCA of Metro Atlanta, Vice President of Human Resources at First Data, Vice President of Human Resources for Turner Broadcasting and held leadership positions at Ernst & Young, ADP, HomeGrocer.com and YUM Brand.

Dr. Rhodes received her undergraduate degree from the University of Georgia, her Master's in Business Administration from Clark Atlanta University and her Ph.D. in adult education from the University of Georgia. She is a certified facilitator for the Benchmark 360 assessment by the Center for Creative Leadership, DISC coach and facilitator, qualified facilitator for the Myers-Briggs Type Indicator (MBTI), HOGAN Assessment and HOGAN 360.

A Kansas City native, Dr. Rhodes has also served in the Metro Atlanta community, in various board member roles and activities, most recently: Human Resource Leadership Forum (HRLF), Goodwill of North Georgia, 21st Century Leaders, Woodruff Arts Center and TedX UGA Speaker (March 2018).

She was also recognized as 100 Women of Influence by the Atlanta Business League.

Dr. Rhodes lives in Atlanta, Ga. with her husband, Leon, and her three sons, Cole, Austin and Jordan.





JOHN SCHUERHOLZ

Vice Chairman, Emeritus

Named Vice Chairman Emeritus by the Braves in 2018, John Schuerholz is in his 56th year in professional baseball and his 31st season

in Atlanta. He served as club president for eight and-a-half years before being named vice chairman in March 2016.

As president and then as vice chairman, Schuerholz was instrumental in the planning and building of Truist Park and the mixed-use development, The Battery Atlanta, which opened in April 2017.

Schuerholz received the game's highest honor in December 2016, when he was elected to the National Baseball Hall of Fame. He was formally inducted into the illustrious club at Cooperstown, N.Y., on July 30, 2017.

Following 26 years as a Major League general manager, from 1982 to 2007, Schuerholz stepped aside as GM after the 2007 season and was named president of the Braves on October 11, 2007. He spent 17 seasons as the Braves' executive vice president and general manager, from 1991 to 2007.

Schuerholz came to the Braves from the Kansas City Royals in October 1990. Under his leadership and guidance as a GM, the Braves achieved unprecedented success, compiling the best record in baseball over those 17 seasons from 1991 to 2007 (1,594-1,092; .593). The Braves established an American professional sports record by winning 14 consecutive division titles from 1991 to 2005 (the 1994 season was not played to completion).

The Braves won five National League pennants, one World Series and several organization of the year awards. The club won 100-or-more games six times under Schuerholz, including five times in seven seasons from 1997 to 2003.

During his career with Baltimore, Kansas City and Atlanta, Schuerholz has been associated with three World Champions (1966, 1985 and 1995), eight pennant winners and 20 division crowns. In 2004, to honor his nearly 40 years of success at the major league level, *Baseball America* named him the recipient of the prestigious Lifetime Achievement Award. Atlanta's overall success in 2005 also helped the Braves earn *Baseball America's* prestigious Organization of the Year award.

When the Braves won the 1995 World Series, Schuerholz became the first executive to be general manager of world championship teams in both the American and National Leagues. In his 26 years as a general manager with Kansas City and Atlanta, his teams totaled an amazing 2,348 wins.

During Schuerholz's time with Kansas City, the Royals won one World Championship, two American League pennants and six division crowns. The *Sporting News* selected him as the Major League Executive of the Year in 1985, when Kansas City won the World Series.

Schuerholz was inducted into the Braves Hall of Fame in August 2016 and the Georgia Sports Hall of Fame in February 2015. In January 2014, he was honored with the Outstanding Achievement in Baseball Award by the Professional Baseball Scouts Foundation. He was inducted into the Atlanta Sports Hall of Fame in 2008 and the Negro Leagues Baseball Museum recognized John as the National League Executive of the Year with its Andrew "Rube" Foster Award in 2001, 2002 and 2005. After the Braves' 1991 worst-to-first performance, Schuerholz was named the Executive of the Year by UPI, the Boston Writers Association and the Maryland Tops in Sports group, Executive of the Year by the Georgia Securities Association and Georgian of the Year by Georgia Trend Magazine.

Schuerholz has served on a variety of Major League Baseball's committees throughout his career, including being appointed by then-Commissioner "Bud" Selig to chair the newly-formed Instant Replay Committee. In three years, the committee oversaw the implementation of expanded replay, creating a modernized, effective system for replay reviews. Schuerholz has also served as chairman of the Pace of Game Committee, and on the Playing Rules Committee.

A native of Baltimore, Schuerholz left a job as a junior high school teacher to join the Orioles in 1966. He moved to Kansas City two years later, and as an administrative assistant, was involved in the expansion draft that created the first ever Royals roster. He was named Assistant Farm Director in 1970 and became Farm Director in 1975. He was promoted to director of player procurement and development in 1976 and vice president-player personnel in 1979. The Royals named Schuerholz executive vice president and general manager in October of 1981, when he was 41.

Born October 1, 1940, Schuerholz is a graduate of Towson (MD) University, where he played soccer and baseball. He was an all-conference choice in baseball and the school's Athlete of the Year in 1962. He was inducted into Towson's Athletic Hall of Fame in 1973 and served on the school's Board of Visitors. Towson's baseball facility is named John Schuerholz Park.

Schuerholz's book, "Built to Win: Inside Stories and Leadership Strategies from Baseball's Winningest GM," was released in the spring of 2006.

He and his wife, Karen, have two children, Gina and Jonathan, and four grandchildren. Jonathan has been in the Braves organization since 2002.



BOBBY COX

Special Assistant to the General Manager

Bobby Cox is in his 11th season in a consulting role for the Braves after retiring from his legendary managerial career following the 2010 campaign.

Cox was awarded baseball's highest honor in 2014, when he was inducted into the National Baseball Hall of Fame, along with fellow managers Tony La Russa and Joe Torre and former players Tom Glavine, Greg Maddux and Frank Thomas.

On September 23, 2009, the Braves announced that Cox had agreed to a contract extension for the 2010 season, and Cox himself announced that he would retire from managing at the conclusion of the 2010 campaign. As part of his contract extension, Cox was given a consulting agreement. In his role, he advises and consults in all areas of baseball operations, including the Major League Club, spring training, minor league operations and scouting. In addition, Cox works with the office of the president on special business projects.

Cox spent 29 seasons as a Major League skipper, including 25 seasons in two stints at the helm of the Braves. His 2,504 wins rank fourth all-time and include a franchise-best 2,149 victories with the Braves and 355 with the Toronto Blue Jays. Cox posted an overall career record of 2,504-2,001-3 (.556). He won his 2,500th game on September 25, 2010, at Washington.

In his final season in 2010, the Braves went 91-71 and claimed the first National League Wild Card in franchise history. The 2010 campaign was Cox's 15th with 90-or-more wins. That tied him for second all-time in 90-win seasons with Hall of Fame skipper Joe McCarthy, one behind John McGraw's record 16. Cox and McCarthy are the only managers in Major League history to compile six 100-win seasons.

Cox won 15 division crowns in his career, including 14 straight in Atlanta that led to five pennants (1991, 1992, 1995, 1996 and 1999) and one World Championship (1995). He had a string of 15 consecutive winning seasons from 1991 to 2005, tying him with Al Lopez and Earl Weaver for third place all-time behind Joe McCarthy (20) and Sparky Anderson (17) for the most consecutive winning campaigns.

Cox was voted the Manager of the Year by the Baseball Writers' Association of America four times (1985 with Toronto and 1991, 2004 and 2005 with Atlanta). The *Sporting News*, in a poll of his peers, honored Cox as the league's top skipper seven times with the Braves and eight times overall. No other manager has won the *Sporting News* award more than three times since the magazine started the balloting in 1936. In 1991, the Associated Press named him Major League Manager of the Year, as he became the first manager to earn that honor in both leagues, having also won it while with the Blue Jays in 1985.

He brought the city of Atlanta its first major professional sports world championship in 1995, when the Braves defeated the Cleveland Indians, four games to two, in the

World Series. The victory also marked the first time a franchise had won a World Series in three different cities.

In 1993, the Braves won 104 games and became the first National League West team to win three straight division titles. The Braves' 400 Club honored Cox with its "Mr. Baseball" award that season.

The Braves' performance in 1991, when they went from worst-to-first and participated in one of the most dramatic World Series in history, earned Cox several post-season honors. Among others, the Associated Press named him Major League Manager of the Year. Cox became the first manager to earn that honor in both leagues, having also won it while with the Blue Jays in 1985.

Cox managed the Braves from 1978 to 1981, compiling a 266-323 record and laying the groundwork for the club's National League West title in 1982. He began a four-year tenure as Toronto's manager in 1982, lifting a habitual last-place team to within one game of attaining a World Series berth in 1985.

In 1982, Cox led the Blue Jays to a 78-84 mark, the best record in their six-year existence. Toronto improved to 89-73 each of the next two seasons and then won the American League East crown by finishing 99-62 in 1985. For his efforts that year, Cox was named Major League Manager of the Year by the Baseball Writers Association of America, the Associated Press and *Sporting News*.

Cox returned to the Braves as general manager in October 1985 and oversaw a farm system which set the foundation for great success. He added the field managing responsibilities on June 22, 1990, then devoted all his time to those duties when the Braves named John Schuerholz as general manager in October of that year.

Cox spent five years in the Dodgers' farm system before being selected by the Chicago Cubs in the November 1964 Minor League Draft. He was acquired by the Braves in a 1966 trade that sent outfielder Billy Cowan to the Cubs. After playing for Triple-A Richmond in 1967, he was traded to the New York Yankees and beat out Mike Ferraro, the Yankees' outstanding spring training rookie, for the third base job in 1968. Cox made the Topps Rookie All-Star team in 1968, but lost his job to roommate Bobby Murcer in '69.

Bad knees forced Cox to retire as a player at the age of 30. He was appointed manager of the Yankees' Class-A Fort Lauderdale club in 1971. He won the Eastern League pennant and championship with West Haven in 1972 and placed second twice and third twice in four years at Syracuse, winning the International League's Governor's Cup in 1976. He served as the Yankees' first base coach in 1977.

Born May 21, 1941, in Tulsa, Okla., Cox graduated from Selma (Calif.) High School in 1959 and attended Reedley Junior College.

He and his wife, Pam, reside in Marietta, Ga. They have three daughters, Keisha, Kami and Skyla. He has five other children, Debbie, Bobby Jr., Connie, Shelly and Randy.



BASEBALL OPERATIONS

2021 BASEBALL OPERATIONS DIRECTORY

EXECUTIVES

Alex Anthopoulos..... President, Baseball Ops. & General Manager
 Dana Brown Vice President, Scouting
 Mike Fast Vice President, Baseball Development
 Jason Paré..... Assistant General Manager, Research & Development
 Ben Sestanovich..... Assistant General Manager, Player Development

SPECIAL ASSISTANTS

Bobby Cox..... Special Assistant to the General Manager
 Andruw Jones..... Special Assistant, Baseball Operations
 Terry Pendleton..... Special Assistant, Baseball Operations
 Eddie Pérez..... Special Assistant, Baseball Operations

BASEBALL OPERATIONS STAFF

Dixie Keller Senior Director, Baseball Administration
 Adam Sonabend Director, Baseball Operations
 Rob Smith..... Manager, Baseball Video Operations
 Rafael Becerra..... Manager, Family Relations
 Seth Heizer..... Assistant, Family Relations
 Elizabeth Terán..... Executive Assistant to Alex Anthopoulos
 Jeremy Dorsey Bill Lucas Apprentice

MAJOR LEAGUE OPERATIONS

Doug Wachter Manager, Major League Operations
 Caelan Collins Analyst, Major League Operations
 Nick Coppola..... Analyst, Major League Operations
 Kenny Dorian Analyst, Major League Operations
 Dylan Mortimer..... Analyst, Major League Operations
 Tom O'Donnell..... Analyst, Major League Operations
 Braeden Schlehuber..... Advance Scout
 Matt Winn Trainee, Advance Scouting

RESEARCH & DEVELOPMENT

Garrett Wilson Manager, Baseball Systems
 Mike Copeland..... Developer and Data Analyst, Baseball Systems
 Dana Bennett..... Developer, Baseball Systems
 Isaac Lee Developer, Baseball Systems
 Josh Malek..... Coordinator, Research & Development
 Scott Rapponotti Analyst, Research & Development
 Kyle Sargent..... Analyst, Research & Development
 Kevin Song, PhD..... Machine Learning Engineer
 Evan Tucker, PhD..... Data Scientist
 Evan Olawsky..... Trainee, Research & Development

CLUBHOUSE

Calvin Minasian..... Director, Equipment and Clubhouse Services
 Jim Lovell..... Director of Team Travel
 Fred Stone..... Visiting Clubhouse Manager
 Eric Durban..... Assistant Equipment & Clubhouse Services Manager
 Chris Hunter..... Assistant Equipment & Clubhouse Services Manager

MEDICAL & PERFORMANCE STAFF

Dr. Tim Griffith Head Team Physician
 George C. Poulis Director of Player Health/Head Athletic Trainer
 Jeff Porter Senior Advisor, Athletic Training
 Mike Frostad..... Assistant Athletic Trainer
 Jeff Stevenson Assistant Athletic Trainer
 Bradford Scott..... Head Strength and Conditioning Coach
 Jordan Wolf..... Assistant Strength and Conditioning Coach
 Pete Cicinelli..... Major League Head Physical Therapist
 Nick Valencia..... Major League Assistant Physical Therapist
 Nate Leet Massage Therapist

SCOUTING

Jonathan Schuerholz..... Assistant Director, Professional Scouting
 Ronit Shah..... Assistant Director, Amateur Scouting
 Jonathan Cruz Manager, Latin American Operations
 Gerald Milanes..... Manager, International Scouting Administration
 Will Rich..... Administrative Assistant, Amateur Scouting

PROFESSIONAL SCOUTS

Alan Butts Professional Scout
 Jackson Lourie..... Professional Scout
 Ralph Garr Special Assignment Scout
 John Gibbons..... Special Assignment Scout
 Fred McGriff..... Special Assignment Scout

CROSS CHECKERS

Joe Jordan National
 Ron Marigny National
 Gary Rajsich..... National
 Deron Rombach..... National
 Joey Davis..... Regional, Southwest, West
 Reed Dunn Regional, Southeast
 Alan Hull Regional, Pacific Northwest
 Brian Sankey..... Regional, Northeast
 Terry Tripp, Jr. Regional, Midwest

AREA SUPERVISORS

Billy Best N.C./ S.C.
 Jon Bunnell..... N. Fla.
 Travis Coleman..... Ala., La., Miss.
 Dan Cox S. Calif., Hawaii
 JD French..... Ark., Iowa, Kan., Mo., Neb., N.D., S.D.
 Jeremy Gordon Mich., Ohio, W. Va.
 Ted Lekas..... Ariz., Colo., N.M., Utah
 Chris Lionetti..... Ga.
 Cody Martin.... Alaska, Idaho, Mont., Ore., Wash., Wyo., W. Canada
 Kevin Martin..... C. Calif., Las Vegas
 Trey McNickle..... N. Texas, Okla.
 Lou Sánchez..... S. Fla., Puerto Rico
 Alan Sandberg..... Md., N.J., N.Y., Del., Va., Pa., Washington, D.C.
 Darin Vaughan..... S. Texas

INTERNATIONAL SCOUTING

Orlando Covo Supervisor, South America
 Chris Roque Supervisor, Central America
 Carlos Sequera Supervisor, Venezuela
 Reymond Nunez Area Scout, Dominican Republic
 Miguel Prestol Area Scout, Dominican Republic
 Luis Santos Area Scout, Dominican Republic
 Victor Torres Area Scout, Dominican Republic
 Richard Castillo Area Scout, Venezuela
 Raphachel Colatosti Area Scout, Venezuela
 Rafael Marcano Area Scout, Venezuela
 Edison Sanchez Area Scout, Venezuela

VIDEO COORDINATORS

Alex Burritt Amateur Video Coordinator, East
 Anthony Flora Amateur Video Coordinator, Midwest
 Daniel Sabatino Amateur Video Coordinator, West
 Jaime Gil Dominican Republic Scouting Video Coordinator
 Jesus Simancas Venezuela Scouting Video Coordinator

PLAYER DEVELOPMENT

Ben Sestanovich Assistant General Manager, Player Development
 Ron Knight Assistant Director, Minor League Operations
 Colin Wyers Manager, Player Development Analytics
 Kyle Clements Minor League Video Coordinator
 Fernando Piñeres Cultural Development Coordinator
 Dylan Quantz Assistant, Player Development

ROVING STAFF

Doug Mansolino Field Coordinator
 Mike Brumley Hitting Coordinator
 Greg Walker Assistant Hitting Coordinator
 JD Closser Catching Coordinator
 Paul Davis Pitching Coordinator
 Cale Johnson Assistant Pitching Coordinator
 Kevin McAvoy Rehab Pitching Coach
 Zach Sorensen Mental Skills Coach
 Patrick O'Brien Performance Nutritionist
 Nick Flynn MiLB Medical Coordinator
 Eric Hyrccko MiLB Assistant Medical Coordinator
 Jordan Sidwell MiLB Strength & Conditioning Coach
 Ryan Driscoll MiLB Asst. Strength & Conditioning Coordinator

GWINNETT (AAA)

Matt Tuiasosopo Manager
 Mike Maroth Pitching Coach
 Carlos Mendez Hitting Coach
 Wigberto Nevarez Coach
 TJ Saunders Athletic Trainer
 Paul Howey Strength Coach

MISSISSIPPI (AA)

Wyatt Toregas Manager
 Dan Meyer Pitching Coach
 Einar Diaz Hitting Coach
 Dan Leja Athletic Trainer
 Ryan Meehan Strength Coach

ROME (A+)

Kanekoa Texeira Manager
 Bo Henning Pitching Coach
 Danny Santiesteban Hitting Coach
 Angel Flores Coach
 Bobby Moore Coach
 Jesus Aviles Athletic Trainer
 Tyler Enns Strength Coach

AUGUSTA (A)

Michael Saunders Manager
 Elvin Nina Pitching Coach
 Mike Bard Hitting Coach
 Myles Schroder Coach
 Austin Smith Athletic Trainer
 Kyle Lindsey Strength Coach

GCL BRAVES (R)

Nestor Pérez Manager
 Wes McGuire Pitching Coach
 Connor Narron Hitting Coach
 Jefferson Romero Coach
 Omar Rosario Coach
 Devon Travis Coach
 Dave Comeau Athletic Trainer
 Joel Wiggins Athletic Trainer
 Sam Feldman Strength Coach

DSL BRAVES (R)

Arturo Defreites DR Field Coordinator
 Elvis Pena Infield Coach
 Luis Palomares Assistant Athletic Trainer
 Pedro Hernandez Strength Coach

FLORIDA OPERATIONS

Jeff Pink Coordinator, Florida Operations

INTERNATIONAL OPERATIONS

Lothar Schott Manager, DR Administration & Operations



BASEBALL OPERATIONS EXECUTIVES

DANA BROWN **Vice President, Scouting**

- The 2021 season marks Dana Brown's third with the organization as its Vice President, Scouting...Is in his 32nd year in professional baseball.
- Brown joined the Braves on January 11, 2019 after serving as a special assistant to the general manager for the previous nine seasons in Toronto, six of which were under then Blue Jays general manager and current Braves president Alex Anthopoulos.
- In his role, Brown oversees all of Atlanta's amateur scouting efforts.
- Brown joined the Blue Jays prior to the 2010 season and served as one of the club's top evaluators, contributing to a pair of postseason trips...Toronto's 2015 A.L. East Championship clinched the club's first postseason appearance since 1993, snapping the longest playoff drought in the majors at the time.
- Prior to joining the Blue Jays, Brown was the Director of Scouting with the Nationals/Expos for eight years, drafting over 40 Major League players including seven All-Stars: Chad Cordero, Ian Desmond, Marco Estrada, Derek Norris, Stephen Strasburg, Jordan Zimmermann and Ryan Zimmerman.
- He previously worked with the Pittsburgh Pirates for eight years as an area scouting supervisor and east coast cross checker.

- Also coached two years in the minors and played three years, all with the Philadelphia Phillies organization, after being drafted out of Seton Hall University in 1989, where he played with Hall of Fame teammate Craig Biggio...He also played with three other major leaguers on that same team: Mo Vaughn, John Valentin and Kevin Morton.
- Inducted into the Seton Hall University Hall of Fame in 2008 and the New Jersey Sportswriter Hall of Fame in 2012 for notable accomplishments in baseball.
- He is also in the New Brunswick High School Hall of Fame with high school teammate Eric Young, Sr. who is the club's current first base/outfield coach.
- Brown, 54, resides in Franklin Park, N.J. with his wife, Casandra, and two children, Dana Jr. and Autumn.



MIKE FAST **Vice President, Baseball Development**

- Mike Fast is in his third season with the Braves, after joining the organization in November of 2018...He was promoted to his current role, vice president, baseball development, in March of 2021...Fast spent his first two years in the organization as a special assistant to the general manager.
- In his role, Fast oversees the evolution of information feedback processes and technology innovation in player development and works closely with Assistant General Manager Ben Sestanovich in leading the application of baseball research for player improvement.
- Fast also assists General Manager Alex Anthopoulos and Assistant General Manager Jason Paré on all matters relating to the organization's baseball operations, including roster management and transactions, advance scouting, trades, contract extensions, arbitration, player development and free agent signings.

- Fast joined the Braves from the Houston Astros, where he spent seven seasons in the club's front office, finishing his Houston tenure as the team's director of research and development.
- Prior to joining the Astros in February of 2012, Fast wrote for Baseball Prospectus, The Hardball Times and MVN.com.
- After graduating from the University of Oklahoma with a degree in engineering physics, Fast worked as a semiconductor engineer for 17 years.
- Fast, 48, and his wife, Lori, reside in Kingwood, TX with their four children, Madeleine, Zachary, Amelie and Analise.



JASON PARÉ **Assistant General Manager, Research & Development**

- Jason Paré is in his fourth season with the Braves organization after joining the team in December of 2017...The Braves are Paré's fifth organization.
- In his role, Paré is responsible for overseeing all aspects of the Braves' research and development department, as well as supporting the day-to-day functions of the baseball operations group.
- In addition, Paré provides President, Baseball Operations Alex Anthopoulos with data-driven recommendations related to professional player acquisitions, the amateur draft, player development, and in-game strategy...He also implements the use of new and existing sources of baseball data to develop information systems, tools, metrics, and processes that aid in baseball operations decision-making procedures.
- Prior to joining the Braves, Paré spent the 2016 and 2017 seasons as senior director of analytics for the Miami Marlins...Previous to that, he worked as an analyst, baseball analytics for the Toronto Blue Jays for two seasons, 2014-15, also under Anthopoulos.
- From 2008 to 2013, Paré spent six seasons with the Cleveland Indians... He originally joined the organization as a baseball operations intern before working four seasons as an analyst and assistant in baseball operations.
- Paré, who is a 2010 graduate of the Major League Scouting Bureau's Scout Development Program, began his baseball career with a summer internship with the Oakland Athletics in 2007.
- A native of East Greenwich, R.I., Paré graduated from Yale University in 2007 with a B.A. in cognitive science.
- Paré, 35, resides in Atlanta.



BEN SESTANOVICH **Assistant General Manager, Player Development**

- Ben Sestanovich is in his second season with the Braves, joining the organization in December of 2019.
- Sestanovich spent the previous 10 years with the San Diego Padres, where he finished his tenure serving as the club's director of player development.
- He began his time with the Padres as a baseball operations intern in 2010...He also served four seasons as an advance scout, 2012-15, and three seasons as assistant director of player development, 2016-18.
- Sestanovich was elevated to director of player development prior to the 2019 campaign, a season in which the Padres minor league system was rated as the best in baseball by MLB.com.
- A native of Washington, D.C., Sestanovich graduated with a degree in economics from Harvard University in 2011, where he also pitched on the baseball team.
- Sestanovich, 32, resides in Atlanta.



DIXIE KELLER **Senior Director, Baseball Administration**



- Dixie Keller is in her 21st season with the organization, including her first as senior director, baseball administration...She is the club's first-ever female director in baseball operations.
- In her role, she works closely with the general manager in all facets of the club's administrative matters relating to the major league team, including player contracts, compliance and transactions...In addition, she oversees the family relations department, supervises the Bill Lucas Fellowship program, and manages the baseball operations financial budgets.
- During her 17 seasons in the scouting department, she focused on player eligibility and event organization for the Major League Baseball Rule 4 Amateur Player Draft and the July 2 International Signing Day.
- Prior to joining the Braves, she worked for the Amateur Athletic Union (AAU) as an event operations manager organizing the various amateur sporting events held at ESPN's Wide World of Sports Complex in Lake Buena Vista, Fla...Honored for her outstanding service, she was presented the AAU Presidential Award for Leadership in 1998.
- In 2012, she made a cameo appearance in the Clint Eastwood movie "Trouble with the Curve."
- Originally from Montgomery, Ala., she earned her master's degree in sports administration from the United States Sports Academy, and her bachelor's degree in sports management from Arkansas State University.

ADAM SONABEND **Director, Baseball Operations**



- Adam Sonabend is in fourth season with the Braves, including his first as director, baseball operations...He was promoted to his new role in January of 2021.
- In his position, Sonabend oversees the Braves' major league operations department and supports the day-to-day functions of the baseball operations group.
- He also assists Alex Anthopolous, Jason Paré, Ben Sestanovich, and Mike Fast on matters relating to advance scouting, roster management, transactions, trades, contract extensions, arbitration, player development and free agency.
- Prior to his current role, Sonabend spent the 2019 and 2020 seasons as a major league operations analyst.
- He joined the Braves in 2018 as a baseball operations trainee.
- Sonabend previously played three seasons, 2015-17, in the San Francisco Giants organization as a catcher.
- The Arizona native began his collegiate career as a walk-on catcher at Kansas State University...He transferred to Mesa Community College (AZ) for one season, before spending his final two collegiate seasons at Eastern Michigan University.
- He graduated from Eastern Michigan with a bachelor's degree in business management.
- Sonabend, 28, and his wife, Megan, reside in Smyrna, Ga.

RON KNIGHT **Assistant Director, Minor League Operations**



- The 2021 season is Ron Knight's 13th in the Braves organization, including his third as the club's assistant director, minor league operations...He was promoted to the role in January of 2019.
- Knight works closely with the Braves' Assistant General Manager, Player Development, Ben Sestanovich, in all aspects of minor league operations including the evaluation of the minor league system, roster management, international operations, minor league free-agent contract negotiations, budgets, and the maintenance of existing programs.
- Knight joined the Braves in 2009 as a baseball operations trainee...He was promoted to baseball operations assistant in 2011 and manager, minor league administration in 2015.
- A native of Atlanta, Knight graduated from Morehouse College with dual BA degrees in business administration with a concentration in management and spanish...He also earned two masters degrees, in business administration and sports administration, from Ohio University.

JONATHAN SCHUERHOLZ **Assistant Director, Professional Scouting**



- Jonathan Schuerholz is in his 19th season in the Braves organization, his seventh working in the front office and his third as assistant director, professional scouting...He was promoted to his current role in January of 2019.
- In his position, Schuerholz oversees all aspects of the organization's pro scouting department, which is responsible for scouting major and minor league games...He manages all of the professional scouts' assignments, while also handling the budget.
- He also works closely with the player development department to recommend player signings.
- He was instrumental in the planning and the design of the organization's new spring training facility, CoolToday Park in North Port, Fla.
- He previously served as the organization's assistant director of player development...Prior to joining the front office in October of 2014, Schuerholz spent six seasons, 2009-14, as a manager and instructor in the Braves farm system.
- From 2011 to 2014, Schuerholz managed three different minor league clubs over a four-year span... He skippered the Rome Braves in 2014 and previous to that, he was at the helm for the Danville Braves, 2012-13...He spent the 2011 campaign managing the GCL Braves.
- During his managerial career, Schuerholz made one postseason appearance, leading the 2012 Danville club to their second consecutive postseason appearance.
- Schuerholz began his coaching career in 2009 as the club's roving infield instructor, a role he also held in 2010.
- The former infielder played three seasons, 2000-02, at Auburn University and was drafted by the Braves in the eighth round of the 2002 First-Year Player Draft.
- He played six minor-league seasons, all in Atlanta's system, including parts of three campaigns at Triple-A Richmond...Schuerholz retired from his playing career during the 2007 season, when he returned to Auburn to complete his bachelor's degree in business administration.
- He has been around baseball his entire life...His father, John Schuerholz, is the Braves' vice chairman, emeritus.
- Schuerholz, 40, and his wife, Jennifer, have two sons, Boland and Ward, and reside in Atlanta.

RONIT SHAH **Assistant Director, Amateur Scouting**



- Ronit Shah is in his third season with the Braves...This is his first season as assistant director, amateur scouting... He got promoted to his current position in January of 2021.
- In his role, Shah oversees all aspects of the organization's amateur scouting department...He manages all of the amateur scouts' assignments, while also handling the budget.
- Shah also works closely with Braves Vice President, Scouting Dana Brown in all other aspects of the amateur scouting department, including player evaluation, contracts, and more.
- Shah joined the organization in October of 2018 as an analyst in the club's research and development department...He spent the 2020 campaign as an assistant, amateur scouting.
- Prior to joining the Braves, Shah spent four years with the Houston Astros, all of which came in their scouting department.
- He began his Astros tenure in 2015, serving as a video coordinator/TrackMan operator.
- The California native spent the next two seasons as a scout. He assisted in evaluating amateur and professional talent in Southern California as a part-time scout in 2016. The following campaign, he served as an area scout supervisor for the Northern California/Pacific Northwest region.
- In 2018, Shah joined the Astros front office as a scout analyst, a role he held before joining the Braves.
- He has also been a prospect writer for FanGraphs and Baseball Prospectus.
- Shah graduated from the University of California, Riverside with a bachelor's degree in economics.
- Shah, 27, and his girlfriend, Karishma, reside in Southern California.

SPECIAL ASSISTANTS TO BASEBALL OPERATIONS

ANDRUW JONES **Special Assistant, Baseball Operations**

- Andruw Jones is in his sixth season as special assistant, baseball operations...He was named to the position in February of 2016 after retiring from a 17-year major-league career.
- In his role, Jones instructs and assists minor-league outfielders during spring training and the regular season, assists with major-league workouts during the spring and consults the baseball operations staff on trades and transactions.


- During his playing career, the former outfielder won 10 Rawlings Gold Glove awards, 1998-2007, tied for the second most of any outfielder in baseball history...Jones was also a five-time N.L. All-Star and finished as high as second in MVP voting in 2005, when he hit a franchise single-season record 51 home runs.
- Jones, 43, played 12 seasons for Atlanta after signing with the Braves as an amateur free agent in 1993... He played his final five seasons with four teams (Los Angeles-NL, Texas, Chicago-AL, New York-AL).




TERRY PENDLETON **Special Assistant, Baseball Operations**

- The 2021 season marks Terry Pendleton's 25th in the Atlanta Braves organization, including his third as special assistant, baseball operations.
- Since retiring from a 15-year major-league career, Pendleton served 16 seasons on the Braves coaching staff, 2002-17...He was the bench coach for the final two seasons, moving into that role in May of 2016, when Brian Snitker was named manager.
- Pendleton was also the club's first base coach for five-plus seasons, 2011-16...He began his tenure on the Braves staff in 2002 as the hitting coach, a position he held for nine seasons.
- During his playing career, Pendleton was the 1991 N.L. MVP, the 1992 runner-up in that award, an All-Star and a three-time Gold Glove winner...He won the N.L. batting title in 1991 after hitting .319 with a league-best 303 total bases...He was also the Comeback Player of the Year that season.
- The switch-hitter played five seasons with Atlanta, 1991-94 and 1996, batting .287 with 71 home runs and 322 RBI in 593 games.


- Pendleton began his major-league career with the St. Louis Cardinals, where he spent his first seven seasons...He also played for Florida (1995-96), Cincinnati (1997) and Kansas City (1998).
- He was inducted into the Braves Hall of Fame on January 18, 2019.
- Pendleton played collegiate baseball at Oxnard Community College (CA) and Fresno State University... He was selected by the Cardinals in the seventh round of the 1982 June draft after an All-America campaign with the Bulldogs.
- He was also inducted into the California Community College Athletic Association Hall of Fame in March of 2016.
- Pendleton, 60, and his wife, Catherine, reside in Snellville, Ga...The couple has three children, Stephanie, Terry and Trinity.




EDDIE PÉREZ Special Assistant, Baseball Operations




- The 2021 season marks Eddie Pérez's 33rd in the Braves organization, including his fourth as special assistant, baseball operations.
- Pérez assumed a front office position after spending the previous 11 campaigns as a member of the Atlanta coaching staff, including the final two as first base coach...He concluded a 20-year playing career in 2006 and joined the Braves staff the following season...He was the club's bullpen coach from 2007 until May of 2016, when he moved to first base under then-interim manager Brian Snitker.
- Pérez played 11 seasons at the major-league level, including nine with the Braves, and spent 18 of his 20 professional seasons in the Atlanta organization.
- The former catcher began his career with Single-A Bradenton in 1987 and reached the majors in 1995, theyear the Braves won the World Series.
- The former catcher was on seven postseason squads for Atlanta (1995-99, 2001, 2004) and played in 30 postseason games.
- He hit .464 (13-for-28) in 15 career National League Championship Series games, the highest ever for a catcher (min. 25 ABs)...He batted .500 (10-for-20) in the 1999 NLCS vs. the New York Mets and claimed series MVP honors.
- Right shoulder tendinitis plagued Pérez throughout the 2005 season, and he spent the entire 2006 campaign at Double-A Mississippi...He was limited to just 13 games in 2006, but spent much of his time assisting Mississippi manager Jeff Blausler.
- Pérez, who became a U.S. citizen in August of 2014, attended Doctor Raul Cuenca High School in Ciudad Ojeda, Venezuela, where he also played volleyball.
- Pérez, 52, and his wife, Marisol, have one daughter, Mariel, and one son, Andres Eduardo, and reside in Duluth, Ga.





BRIAN SNITKER & STAFF



BRIAN SNITKER

43

MANAGER

Full Name: **Brian Gerald Snitker**

Height: **6-1**

Weight: **190**

DOB: **October 17, 1955**

Opening Day Age: **65**

Born: **Decatur, IL**

Resides: **Marietta, GA**

Seasons as Braves Manager: **6th**

Seasons as a Major League Manager: **6th**

- Awards:** BBWAA N.L. Manager of the Year (2018), *Sporting News* N.L. Manager of the Year (2x, 2018, '19), *Baseball America* Manager of the Year (2020).
 - A* In 2018, guided the Braves to 90 wins and the N.L. East title, an 18-win improvement from the previous season...Finished with 17-of-30 first-place votes and 116 points, 17 more than Milwaukee's Craig Counsell...Prior to Snitker, Bobby Cox (1991, 2004-05) was the only other Braves manager to win the BBWAA N.L. Manager of the Year award.
 - A* Snitker finished third in that voting in 2019 and fourth in 2020.
 - A* Named *Sporting News'* N.L. Manager of the Year in consecutive seasons, 2018-19...Became the fifth manager in history to win in back-to-back seasons...The award has been given out annually since 1936.
- Snitker is in his 45th season in the Braves organization, including his sixth as the major-league manager...Named interim manager on 5/17/16, taking over for Fredi Gonzalez...He was formally announced as the manager on 10/11/16.
 - A* Began the 2016 season as Triple-A Gwinnett's manager...After being named the interim skipper, joined the Braves in Pittsburgh for his first game, on 5/17...Earned his first win the next day against the Pirates, on 5/18, a 3-1 victory.
 - A* Atlanta was 9-28 (.243) when Snitker took over in 2016...The team went 59-65 (.476) over the final 124 games.
 - A* He is under contract through the 2023 season with a club option for 2024.
 - A* He has been in the organization since 1977, when he signed as a non-drafted free agent.
- In his six seasons as Atlanta's skipper has won 353 games and three division titles...Also served as a coach on the 2019 N.L. All-Star staff, selected by Dodgers manager Dave Roberts.
 - A* Only Bobby Cox (2,058), Fredi Gozalez (432) and Lum Harris (379) have more victories as Braves manager since the franchise relocated to Atlanta in 1966.
 - A* He is the only manager in franchise history to take the Braves to the postseason in three of his first four full-seasons.
- Had three other stints on the major-league staff... Was the third base coach for seven seasons, from 2007-13, under Bobby Cox and Fredi Gonzalez... Also had two separate stints as the bullpen coach, first in 1985 and then from 1988-90.
- Served 20 seasons as a minor-league manager, compiling an overall record of 1,301-1,309 (.498)...Managed at all levels of the system.
 - A* Five of his minor-league clubs advanced to the postseason...Won two league titles, both coming with High-A Myrtle Beach in consecutive years (1999-2000)...Was named Manager of the Year both seasons.
 - A* Also served as a coach in the Braves farm system for three seasons, from 1993-94 with Danville and in 1995 with Durham.
 - A* Began his coaching career as a roving instructor in 1981...He was originally hired by Hank Aaron.
- As a player, was a catcher and appeared in four seasons (1977-80) and 236 games in the minors.
- Graduated from Macon (IL) High School and played baseball at the University of New Orleans.
- Snitker and his wife, Veronica, reside in Marietta, Ga....They have two children, Erin and Troy, and three grandchildren...Troy currently serves as one of two hitting coaches for the Houston Astros.

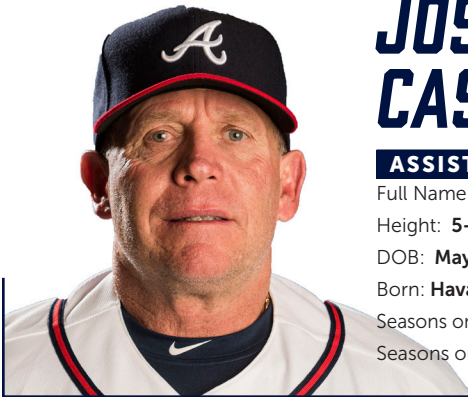
COMPLETE RECORD

Year	Club	AVG	G	AB	R	H	2B	3B	HR	RBI	SH	SF	HP	BB	SO	SB-CS	OBP	SLG	E
1977	Kingsport	.270	55	163	28	44	7	1	8	33	6	3	2	19	33	8-4	.348	.472	7
1978	Richmond	.333	6	12	1	4	0	0	0	3	0	0	0	1	4	0-0	.385	.333	0
	Savannah	.236	15	55	3	13	1	0	1	3	1	0	0	6	9	0-0	.311	.309	4
	Greenwood	.286	50	168	32	48	9	0	5	32	0	4	2	22	38	1-0	.367	.429	5
	Kinston	.222	14	45	1	10	2	0	0	2	0	0	1	3	14	0-0	.286	.267	7
1979	Savannah	.255	75	259	26	66	10	1	8	30	2	0	0	12	50	1-1	.288	.394	1
1980	Savannah	.162	18	68	5	11	2	0	1	6	0	1	2	4	11	0-0	.227	.235	14
	Durham	.200	3	10	0	2	0	1	0	3	0	0	1	0	0	0-0	.273	.400	1
Minors Totals		.254	236	780	96	198	31	3	23	112	9	8	8	67	159	10-5	.316	.390	42

MANAGERIAL RECORD

Year	Club / League	Overall			Vs. Division		Extra Innings	
		W-L	Pct.	Pos.	W-L	Pct.	W-L	Pct.
1982	Atlanta/Anderson (A)	72-70	.507	3rd	---	---	---	---
1983	Atlanta/Durham (A)	59-78	.431	3rd	---	---	---	---
1984	Atlanta/Durham (A)	68-72	.486	3rd	---	---	---	---
1986	Atlanta/Sumter (A)	77-60	.562	2nd	---	---	---	---
1987	Atlanta/Durham (A)	65-75	.464	4th	---	---	---	---
1992	Atlanta/Macon (A)	58-81	.417	6th	---	---	---	---
1996	Atlanta/Danville (R)	37-29	.561	2nd	---	---	---	---
1997	Atlanta/Macon (A)	80-60	.571	1st	---	---	---	---
1998	Atlanta/Macon (A)	69-72	.489	1st	---	---	---	---
1999	Atlanta/Myrtle Beach (A+)	79-60	.568	2nd	---	---	---	---
2000	Atlanta/Myrtle Beach (A+)	88-52	.629	1st	---	---	---	---
2001	Atlanta/Myrtle Beach (A+)	71-67	.514	2nd	---	---	---	---
2002	Atlanta/Greenville (AA)	65-69	.485	3rd	---	---	---	---
2003	Atlanta/Greenville (AA)	68-70	.493	3rd	---	---	---	---
2004	Atlanta/Greenville (AA)	63-76	.453	5th	---	---	---	---
2005	Atlanta/Mississippi (AA)	64-68	.485	3rd/4th	---	---	---	---
2006	Atlanta/Richmond (AAA)	57-86	.399	4th	---	---	---	---
2014	Atlanta/Gwinnett (AAA)	65-77	.458	2nd	---	---	---	---
2015	Atlanta/Gwinnett (AAA)	77-67	.535	2nd	---	---	---	---
2016	Atlanta/Gwinnett (AAA)*	19-20	.487	---	---	---	---	---
	Atlanta/National (MLB)*	59-65	.476	5th	31-26	.544	9-5	.643
2017	Atlanta/National (MLB)	72-90	.444	3rd	33-43	.434	6-8	.429
2018	Atlanta/National (MLB)	90-72	.556	1st	49-27	.645	6-8	.429
2019	Atlanta/National (MLB)	97-65	.599	1st	46-30	.605	11-6	.647
2020	Atlanta/National (MLB)	35-25	.583	1st	24-16	.600	2-3	.400
Minors Totals		1,301-1,309	.498		---	---	---	---
Majors Totals		353-317	.527		183-142	.563	34-30	.531

*Began managing Atlanta on May 17...Gwinnett was in 2nd place when he left



JOSÉ CASTRO

59

ASSISTANT HITTING COACH

Full Name: **José Castro**

Height: **5-9**

Weight: **190**

DOB: **May 5, 1958**

Opening Day Age: **62**

Born: **Havana, Cuba**

Resides: **Miami, FL**

Seasons on the Braves Coaching Staff: **7th**

Seasons on a Major League Coaching Staff: **8th**

- José Castro joined the Braves in October 2014 and is in his seventh season with the club...He works alongside Bobby Magallanes in support of hitting coach Kevin Seitzer.
- Castro spent the 2014 season as the quality assurance coach for the Chicago Cubs and has more than 26 years of experience as a minor-league hitting coordinator or hitting coach in the Montreal, Florida, San Diego and Seattle organizations.
- Served as Seattle's interim hitting coach in 2008.
- A former infielder, Castro was a 27th-round pick of Philadelphia in the 1977 First-Year Player Draft.
- He posted a .275 batting average during his 14-year minor-league career, which saw him ascend as high as Triple-A in stints with the Philadelphia Phillies, Chicago White Sox, Toronto Blue Jays, Kansas City Royals and Montreal Expos.
- Castro retired as a player and began his coaching career in 1990 with Montreal, handling hitting coach duties at Single-A Jamestown.
- From 1992 to 2001, he was a minor-league hitting coach in the Florida Marlins system, before returning to Montreal in 2002 and 2003.
- He worked as a minor-league hitting coach in the San Diego Padres system for five seasons, from 2003-07, including three seasons (2005-07) at Triple-A Portland.
- Castro began the 2008 season as the Mariners' minor-league hitting coordinator before he was promoted to Major League hitting coach on June 19, following manager John McLaren's firing.
- Castro returned to his minor-league hitting coordinator duties for the 2009 and 2010 seasons.
- He graduated from Jackson Senior High School in Miami, Fla., in 1977.
- Castro and his wife, Lisa, have two children, Rachel and Matthew, and reside in Miami.

COMPLETE RECORD

Year	Club	AVG	G	AB	R	H	2B	3B	HR	RBI	SH	SF	HP	BB	SO	SB	CS	E
1977	Auburn	.246	61	191	29	47	8	1	1	8	0	1	2	18	37	0	2	15
1978	Spartanburg	.280	130	465	65	130	20	5	9	61	5	6	5	59	53	9	5	44
1979	Peninsula	.273	66	245	37	67	10	3	7	32	2	0	0	22	27	6	1	6
	Reading	.303	20	76	11	23	2	1	0	7	2	0	0	4	11	0	1	8
1980	Reading	.310	117	426	71	132	15	5	6	59	8	10	0	46	40	8	0	25
1981	Oklahoma City	.303	122	406	68	123	27	5	11	76	4	7	2	46	64	3	3	21
1982	Edmonton	.263	129	487	74	128	30	4	10	80	2	5	4	42	71	5	6	16
1983	Denver	.250	88	288	42	72	10	1	8	37	3	4	1	24	40	2	2	13
1984	Denver	.316	129	433	70	137	32	4	12	67	1	1	0	57	45	7	2	21
1985	Buffalo	.240	134	454	68	109	17	1	8	50	1	7	2	65	77	2	7	18
1986	Syracuse	.288	122	413	52	119	19	3	12	54	5	5	1	45	34	0	8	23
1987	Syracuse	.277	61	184	26	51	14	0	5	21	0	1	5	21	14	0	1	1
1988	Omaha	.270	112	385	62	104	17	3	10	44	1	3	1	49	49	0	2	21
1989	Omaha	.248	106	367	20	91	17	1	2	33	0	2	4	29	38	1	3	16
1990	Indianapolis	.163	19	49	1	8	1	0	1	4	0	0	1	7	13	0	1	2
Minor Totals		.275	1416	4869	696	1341	239	37	102	633	34	52	28	534	613	43	44	250



SAL FASANO

57

CATCHING COACH

Full Name: **Salvatore Frank Fasano**
 Height: **6-2** Weight: **220**
 DOB: **August 10, 1971** Opening Day Age: **49**
 Born: **Chicago, IL** Resides: **Minooka, IL**
 Seasons on the Braves Coaching Staff: **4th**
 Season on a Major League Coaching Staff: **4th**

- The 2021 season is Sal Fasano's fourth on the Braves' coaching staff...This is his only experience on a major-league staff.
 - As the catching coach, Fasano also works extensively with Rick Kranitz and the pitching staff in game plan preparations.
- Prior to joining the Braves, he spent the 2017 season managing the Angels' Double-A affiliate, Mobile...Led the BayBears to a 64-75 record and a fourth-place finish in the Southern League South division.
- Began his coaching career in the Toronto Blue Jays organization, where he was for seven seasons following the retirement from his playing career.
- In his last two seasons with Toronto, was the organization's Minor League Pitching Coordinator (2015-16)...In his role before that, he served as the Minor League Catching Coordinator (2013-14).
- Managed Double-A New Hampshire from 2011-12...Led the Fisher Cats to the Eastern League Championship in 2011 and earned Eastern League Manager of the Year honors.
 - Managed Atlanta catcher Travis d'Arnaud in that 2011 season...d'Arnaud was the Eastern League Most Valuable Player after posting a .914 OPS in 114 games.
- Began his minor-league managerial career in 2010 with Single-A Lansing, compiling a 70-69 record.
- His professional playing career spanned 16 seasons (1993-2009), including 11 in the major leagues with nine different teams...Played for the Royals (1996-99, 2001), Athletics (2000-01), Rockies (2001), Angels (2002), Orioles (2005), Phillies (2006), Yankees (2006), Blue Jays (2007) and Indians (2008).
 - In 427 career major-league games, batted .221 with 47 home runs and 140 RBI, while posting a 31% caught stealing rate as a catcher.
 - During his tenure with Philadelphia, his distinctive "Fu Manchu" mustache led to a cult following from Phillies fans and the formation of a popular fan club known as "Sal's Pals."
- Drafted by the Kansas City Royals in the 37th round of the 1993 draft out of the University of Evansville (IN).




COMPLETE RECORD

Year	Club	AVG	G	AB	R	H	2B	3B	HR	RBI	SH	SF	HP	BB	SO	SB	CS	E
1993	Eugene	.267	49	176	25	47	11	1	10	36	0	2	6	19	49	4	3	1
1994	Rockford	.281	97	345	61	97	16	1	25	81	0	5	16	33	66	8	3	12
	Wilmington	.322	23	90	15	29	7	0	7	32	0	0	0	13	24	0	0	4
1995	Wichita	.290	87	317	60	92	19	2	20	66	0	2	16	27	61	3	6	14
	Wilmington	.227	23	88	12	20	2	1	2	7	0	0	1	5	16	0	0	0
1996	Omaha	.231	29	104	12	24	4	0	4	15	0	1	1	6	21	0	1	4
	Kansas City	.203	51	143	20	29	2	0	6	19	1	0	2	14	25	1	1	5
1997	Wichita	.237	40	131	27	31	5	0	13	27	0	3	7	20	35	0	2	4
	Omaha	.164	49	152	17	25	7	0	4	14	0	1	5	12	53	0	0	4
	Kansas City	.211	13	38	4	8	2	0	1	1	0	0	0	1	12	0	0	1
1998	Omaha	.214	4	14	1	3	1	0	1	2	0	0	0	1	4	0	1	0
	Kansas City	.227	74	216	21	49	10	0	8	31	3	2	16	10	56	1	0	2
1999	Omaha	.275	88	280	63	77	15	0	21	49	1	1	26	42	69	4	2	12
	Kansas City	.233	23	60	11	14	2	0	5	16	0	1	7	7	17	0	1	0
2000	Oakland	.214	52	126	21	27	6	0	7	19	0	1	3	14	47	0	0	5
2001	Oakland	.048	11	21	2	1	0	0	0	0	0	0	1	1	12	0	0	2
	Kansas City	.000	3	1	0	0	0	0	0	0	0	0	0	0	0	0	0	0
	Omaha	.239	13	46	6	11	1	0	2	7	0	0	5	4	11	0	0	3
	Colorado Springs	.305	26	82	16	25	4	0	7	23	1	1	4	9	26	0	0	3
	Colorado	.254	25	63	10	16	5	0	3	9	2	0	3	4	19	0	0	3
2002	Durham	.257	31	101	11	26	6	0	6	9	0	0	9	12	29	0	1	4
	Indianapolis	.206	34	97	5	20	9	0	1	11	0	1	6	3	24	0	0	3
	Salt Lake	.276	22	76	13	21	3	0	5	10	0	1	2	7	24	1	0	4
	Anaheim	.000	2	1	0	0	0	0	0	0	0	0	0	0	1	0	0	0
2003																		Did Not Play
2004	Columbus	.229	76	236	21	54	15	1	10	34	2	4	6	10	45	0	0	4
2005	Ottawa	.267	14	45	6	12	3	0	4	12	0	0	2	2	15	0	0	1
	Baltimore	.250	64	160	25	40	3	0	11	20	0	0	5	9	41	0	0	4
2006	Philadelphia	.243	50	140	9	34	8	0	4	10	1	0	3	5	47	0	1	3
	Clearwater	.083	4	12	0	1	0	0	0	1	0	0	0	0	1	0	0	0
	Reading	.000	1	3	0	0	0	0	0	0	0	0	0	0	0	0	0	0
	New York (AL)	.143	28	49	3	7	4	0	1	5	3	0	3	2	14	0	0	1
2007	Syracuse	.262	47	145	18	38	4	0	8	14	0	1	11	6	33	1	0	5
	Toronto	.178	16	45	5	8	3	0	1	4	1	0	1	2	19	0	0	3
2008	Richmond	.193	26	83	6	16	3	1	2	9	0	0	4	5	22	0	0	1
	Cleveland	.261	15	46	5	12	4	0	0	6	1	1	3	3	17	0	0	2
2009	Colorado Springs	.236	61	212	23	50	12	0	4	21	0	4	5	10	63	3	0	1
	Minor Totals	.254	844	2,835	418	719	147	7	156	480	4	27	132	246	691	24	19	84
	A.L. Totals	.215	352	906	117	195	36	0	40	121	9	5	41	63	261	2	2	25
	N.L. Totals	.246	75	203	19	50	13	0	7	19	3	0	6	9	66	0	1	6
	Major Totals	.221	427	1,109	136	245	49	0	47	140	12	5	47	72	327	2	3	31

MANAGERIAL RECORD

Year	Club / League	W-L	Pct.	Overall Pos.
2010	Lansing/Midwest	70-69	.504	4th
2011	New Hampshire/Eastern	77-65	.542	1st
2012	New Hampshire/Eastern	61-81	.430	6th
2017	Mobile/Southern	64-75	.460	4th
	Minors Totals	272-290	.484	



DREW FRENCH

58

BULLPEN COACH

Full Name: **Drew C. French**

Height: **5-11**

Weight: **200**

DOB: **July 19, 1984**

Opening Day Age: **36**

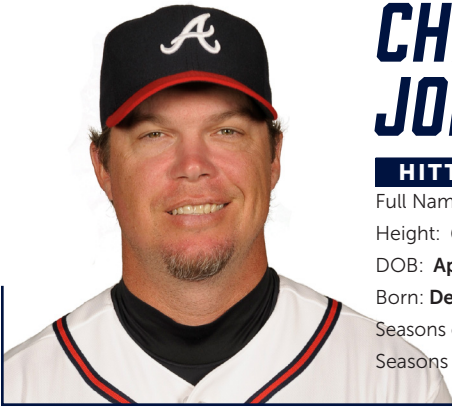
Born: **Austin, TX**

Resides: **Birmingham, AL**

Seasons on the Braves Coaching Staff: **1st**

Seasons on a Major League Coaching Staff: **1st**

- Drew French is in his first season on a major-league coaching staff...He oversees the team's bullpen.
- Prior to joining the Braves in his current role, he spent five seasons (2016-20) as a pitching coach in the Houston Astros organization.
- In 2020, French worked as one of two pitching coaches at Houston's alternate training site...He then joined the Astros for the end of the regular season and playoffs as the pitching coach for the club's major-league taxi squad.
- The season prior, 2019, French served as Triple-A Round Rock's pitching coach...Under his guidance, Express pitchers set a franchise record with 1,265 strikeouts...The club posted 12 shutout victories, second most in the Pacific Coast League.
- He joined the Astros in 2016 as pitching coach for Short-Season Tri-City.
- In the following two seasons, he help teams win championship titles, first as pitching coach for the 2017 Midwest League Champion Quad Cities River Bandits (A), and then as pitching coach for the 2018 Carolina League Champion Buies Creek Astros (A+).
- Before coaching in professional baseball, French spent nine seasons in similar roles with four different universities.
 - He began his coaching career at his alma mater, Concordia University, in 2007... He served as the pitching coach and recruiting coordinator.
 - French then spent four seasons with the University of Alabama, two as a volunteer assistant (2008-09) and two as the Director of Baseball Operations (2010-11).
 - With the Crimson Tide, the team appeared in the NCAA Tournament each season, including reaching the NCAA Super Regional in 2010.
 - Also at Alabama, French was the Director of Community Outreach, and helped the baseball program win the University's 2010 Community Outreach Award...The award is given annually to the university's athletic team that puts in the most community service hours in an academic year...The baseball program registered over 1,000 hours of community service in the 2009-10 academic year.
 - Following his time at Alabama, French spent two seasons as an assistant coach at Florida International University (2012-13) and two at Division II Lee University in Cleveland, Tenn (2014-15).
- The Austin, TX native graduated from Stephen F. Austin (TX) High School in 2002 before playing collegiately in his hometown at Concordia University.
 - He was a right-handed pitcher and played outfield.
 - At Concordia, he was a three-time Academic All-Southwestern Conference selection, earned the Dawnna Dukes Leadership Award and was named the Texas State Representative for academics...He graduated in 2006 with a degree in business administration and a minor in communication.
- French and his wife, Kate, have two children, one son, Cooper, and one daughter, Larsen.



CHIPPER JONES

10

HITTING CONSULTANT

Full Name: **Larry Wayne Jones, Jr.**

Height: **6-4**

Weight: **210**

DOB: **April 24, 1972**

Opening Day Age: **48**

Born: **DeLand, FL**

Resides: **Canton, GA**

Seasons on the Braves Coaching Staff: **1st**

Seasons on a Major League Coaching Staff: **1st**

- Chipper Jones is in his 29th season with the Braves organization, including his sixth since retiring from his playing career following the 2012 season...This is his first season on the major-league staff.
- In his role, Jones works in a part-time capacity... He assists hitting coach Kevin Seitzer and assistant hitting coaches José Castro and Bobby Magallanes in all aspects of the Braves hitting program.
- Following his Hall of Fame playing career, Jones joined the Braves front office prior to the 2016 season...He served as a special assistant to baseball operations for the last five seasons.
 - His responsibilities in that role included consulting with the baseball operations staff on trades and free-agent acquisitions and evaluating Braves' minor-league players during spring training and the regular season.
 - He also assisted with player evaluations leading into the First-Year Player Draft.
- Jones also worked for ESPN in 2020 as a broadcaster...Serving as a color analyst for select weeknight and holiday games, Jones worked alongside former Braves broadcaster and current Chicago Cubs broadcaster Jon "Boog" Sciambi.
- Jones spent his entire 23-year playing career with the Braves after Atlanta selected him with the first overall pick of the 1990 draft.
- The Florida native made his major-league debut as a September call-up in 1993, at just 21 years old...He would spend the next 19 seasons with Atlanta.
- Jones was the 1999 N.L. MVP, the 2008 N.L. Batting Champion, an eight-time All-Star and a two-time Silver Slugger winner...He was also the Rookie of the Year runner-up in 1995, helping the Braves win the World Series, the first major sports championship for the city of Atlanta.
- Jones, who played in 2,499 career games, primarily as a third baseman, is the Atlanta franchise leader in nearly every major offensive category.
- He finished with a .303 (2,726-for-8,984) average, 468 home runs and 1,623 RBI, while striking out fewer times than he walked (1,512 walks to 1,409 strikeouts).
 - His 1,512 walks are easily the most in Braves franchise history, as is his lifetime .401 on-base percentage (min. 2,500 plate appearances).
- Jones was inducted into the National Baseball Hall of Fame, on his first ballot, in January of 2018, in a class that also featured Vladimir Guerrero, Trevor Hoffman and Jim Thome.
 - At the time of his induction, Jones joined Ken Griffey Jr. as the only players to be selected first overall and inducted into the Hall of Fame...Griffey Jr. was drafted in 1987 and inducted in 2016.
- His No. 10 uniform number was retired by Atlanta on June 28, 2013, when he was also inducted into the club's Hall of Fame.
- Jones resides in Canton, Ga. with his wife, Taylor, and their sons, Cutler Ridge and Cooper, and his stepson, Bryson...He has four other children, Larry Wayne Jones III (Trey), Shea, Triston and Matthew.

COMPLETE RECORD

Year	Club	AVG	G	AB	R	H	2B	3B	HR	RBI	SH	SF	HP	BB	SO	SB	CS	E
1990	GCL Braves	.229	44	140	20	32	1	1	1	18	2	2	6	14	25	5	3	18
1991	Macon	.326	136	473	104	154	24	11	15	98	1	10	3	69	70	40	9	56
1992	Durham	.277	70	264	43	73	22	1	4	31	1	3	2	31	34	10	8	14
	Greenville	.346	67	266	43	92	17	11	9	42	4	4	0	11	32	14	1	18
1993	Richmond	.325	139	536	97	174	31	12	13	89	3	6	1	57	70	23	8	43
	Atlanta	.667	8	3	2	2	1	0	0	0	0	0	0	1	1	0	0	0
1994	Atlanta	Injured - Did not play																
1995	Atlanta	.265	140	524	87	139	22	3	23	86	1	4	0	73	99	8	4	25
1996	Atlanta	.309	157	598	114	185	32	5	30	110	1	7	0	87	88	14	1	17
1997	Atlanta	.295	157	597	100	176	41	3	21	111	0	6	0	76	88	20	5	15
1998	Atlanta	.313	160	601	123	188	29	5	34	107	1	8	1	96	93	16	6	12
1999	Atlanta	.319	157	567	116	181	41	1	45	110	0	6	2	126	94	25	3	17
2000	Atlanta	.311	156	579	118	180	38	1	36	111	0	10	2	95	64	14	7	25
2001	Atlanta	.330	159	572	113	189	33	5	38	102	0	5	2	98	82	9	10	18
2002	Atlanta	.327	158	548	90	179	35	1	26	100	0	5	2	107	89	8	2	7
2003	Atlanta	.305	153	555	103	169	33	2	27	106	0	6	1	94	83	2	2	7
2004	Atlanta	.248	137	472	69	117	20	1	30	96	0	7	4	84	96	2	0	6
	Rome#	.000	1	4	0	0	0	0	0	0	0	0	0	0	0	0	0	0
2005	Atlanta	.296	109	358	66	106	30	0	21	72	0	2	0	72	56	5	1	5
	Rome#	.500	3	6	1	3	0	0	0	2	0	0	0	3	1	0	0	1
2006	Atlanta	.324	110	411	87	133	28	3	26	86	0	4	1	61	73	6	1	18
	Mississippi#	.167	2	6	1	1	0	0	0	0	0	0	0	2	0	0	0	1
2007	Atlanta	.337	134	513	108	173	42	4	29	102	0	5	0	82	75	5	1	9
2008	Atlanta	.364	128	439	82	160	24	1	22	75	0	4	1	90	61	4	0	13
2009	Atlanta	.264	143	488	80	129	23	2	18	71	0	6	1	101	89	4	1	22
2010	Atlanta	.265	95	317	47	84	21	0	10	46	0	3	0	61	47	5	0	10
2011	Atlanta	.275	126	455	56	125	33	1	18	70	0	6	0	51	80	2	2	6
	Rome#	.333	2	3	0	1	0	0	0	1	0	1	0	2	1	0	0	0
2012	Atlanta	.287	112	387	58	111	23	0	14	62	0	3	1	57	51	1	0	11
	Rome#	.250	2	4	0	1	0	0	0	1	0	0	0	2	1	0	0	1
Minor Totals		.312	466	1702	309	531	95	36	42	282	11	26	12	189	236	92	30	152
Major Totals		.303	2499	8984	1619	2726	549	38	468	1623	3	97	18	1512	1409	150	46	243

Bold indicates led league; #Injury rehabilitation assignment.

ALL-STAR GAME RECORD

Year	Club, Site	AVG	G	AB	R	H	2B	3B	HR	RBI	SH	SF	HP	BB	SO	SB	CS	E
1996	N.L., Phi.	.500	1	2	1	1	0	0	0	0	0	0	0	0	0	0	0	0
1997	N.L., Cle.	.000	1	1	0	0	0	0	0	0	0	0	0	1	0	0	0	0
1998	N.L., Col.	.000	1	2	1	0	0	0	0	0	0	0	0	0	0	0	0	0
2000	N.L., Atl.	1.000	1	3	1	3	0	0	1	1	0	0	0	0	0	0	0	0
2001	N.L., Sea.	.000	1	2	0	0	0	0	0	0	0	0	0	0	0	0	0	0
2008	N.L., NYY	.333	1	3	0	1	0	0	0	0	0	0	0	0	1	0	0	0
2011	N.L. Ari.	Injured - Did not play																
2012	N.L., KC	1.000	1	1	0	1	0	0	0	0	0	0	0	0	0	0	0	0
All-Star Totals		.429	7	14	3	6	0	0	1	1	0	0	0	1	1	0	0	0

WORLD BASEBALL CLASSIC RECORD

Year	Club	AVG	G	AB	R	H	2B	3B	HR	RBI	SH	SF	HP	BB	SO	SB	CS	E
2006	United States	.353	6	17	6	6	1	0	2	2	2	2	1	4	1	0	0	0
2009	United States	.000	3	10	0	0	0	0	0	0	0	0	0	1	6	0	0	0
W.B.C. Totals		.222	9	27	6	6	1	0	2	2	2	2	1	5	7	0	0	0

WILD CARD GAME RECORD

Year	Club, Opp.	AVG	G	AB	R	H	2B	3B	HR	RBI	SH	SF	HP	BB	SO	SB	CS	E
2012	Atl. vs. Stl.	.200	1	5	0	1	0	0	0	0	0	0	0	0	1	0	0	1

DIVISION SERIES RECORD

Year	Club, Opp.	AVG	G	AB	R	H	2B	3B	HR	RBI	SH	SF	HP	BB	SO	SB	CS	E
1995	Atl. vs. Col.	.389	4	18	4	7	2	0	2	4	0	0	0	2	2	0	0	0
1996	Atl. vs. LA	.222	3	9	2	2	0	0	1	2	0	0	0	3	4	1	1	0
1997	Atl. vs. Hou.	.500	3	8	3	4	0	0	1	2	0	1	0	3	2	1	0	1
1998	Atl. vs. Chi.	.200	2	10	2	2	0	0	0	1	0	0	0	4	3	0	0	0
1999	Atl. vs. Hou.	.231	4	13	2	3	0	0	0	1	0	1	0	5	2	0	0	1
2000	Atl. vs. Stl.	.333	3	12	2	4	1	0	0	1	0	0	0	1	4	0	0	2
2001	Atl. vs. Hou.	.444	3	9	2	4	0	0	2	5	0	0	0	3	1	0	1	0
2002	Atl. vs. SF	.294	5	17	3	5	0	0	0	2	0	0	0	5	2	0	0	0
2003	Atl. vs. Chi.	.167	5	18	3	3	0	0	2	6	0	0	0	3	4	0	0	0
2004	Atl. vs. Hou.	.200	5	20	4	4	0	0	0	0	0	0	0	3	2	0	0	0
2005	Atl. vs. Hou.	.176	4	17	3	3	2	0	1	2	0	0	0	4	4	0	0	0
D.S. Totals		.272	41	151	30	41	5	0	9	26	0	2	0	36	30	2	2	4

LEAGUE CHAMPIONSHIP SERIES RECORD

Year	Club, Opp.	AVG	G	AB	R	H	2B	3B	HR	RBI	SH	SF	HP	BB	SO	SB	CS	E
1995	Atl. vs. Cin.	.438	4	16	3	7	0	0	1	3	0	0	0	3	1	1	0	0
1996	Atl. vs. StL.	.440	7	25	6	11	2	0	0	4	0	1	0	3	1	1	0	1
1997	Atl. vs. Fla.	.292	6	24	5	7	1	0	2	4	1	0	0	2	3	0	0	0
1998	Atl. vs. SD	.208	6	24	2	5	1	0	0	1	0	0	0	4	5	0	0	0
1999	Atl. vs. NY	.263	6	19	3	5	2	0	0	1	0	0	1	9	7	3	0	2
2001	Atl. vs. Ari.	.263	5	19	1	5	1	0	0	2	0	0	0	3	6	0	0	1
L.C.S. Totals		.315	34	127	20	40	7	0	3	15	1	1	1	24	23	5	0	4

WORLD SERIES RECORD

Year	Club, Opp.	AVG	G	AB	R	H	2B	3B	HR	RBI	SH	SF	HP	BB	SO	SB	CS	E
1995	Atl. vs. Cle.	.286	6	21	3	6	3	0	0	1	0	1	0	4	3	0	0	1
1996	Atl. vs. NY	.286	6	21	3	6	3	0	0	3	0	1	0	4	2	1	0	0
1999	Atl. vs. NY	.231	4	13	2	3	0	0	1	2	0	0	0	4	2	0	1	0
W.S. Totals		.273	16	55	8	15	6	0	1	6	0	2	0	12	7	1	1	1





RICK KRANITZ

39

PITCHING COACH

Full Name: **Richard Alan Kranitz**

Height: **5-11**

Weight: **175**

DOB: **September 15, 1958**

Opening Day Age: **62**

Born: **San Rafael, CA**

Resides: **Scottsdale, AZ**

Seasons on the Braves Coaching Staff: **3rd**

Seasons on a Major League Coaching Staff: **21st**

- Rick Kranitz is in his third season as Atlanta's pitching coach and his 21st on a major-league staff.
 - ✎ In his first two seasons with Atlanta, the Braves have posted a 4.25 ERA, the fifth best in the N.L...The club has allowed just 1.24 home runs per nine innings, the fourth lowest mark in the league.
 - ✎ Under Kranitz's guidance, young Braves starters have blossomed, including RH Mike Soroka, who finished sixth in Cy Young voting in 2019, and LH Max Fried, who was fifth in that voting in 2020.
- Has also served as a pitching coach with the Philadelphia Phillies (2018), Milwaukee Brewers (2011-15), Baltimore Orioles (2008-10) and Florida Marlins (2006-07).
 - ✎ Named Major League Coach of the Year by *Baseball America* in 2006.
- Before his one year as the Phillies pitching coach, was the club's bullpen coach in 2016 and assistant pitching coach in 2017.
 - Spent 22 years (1984-2005) with the Cubs as a coach at both the major and minor league levels.
 - ✎ Had stints as the major-league assistant pitching coach (1996-98, 2000-01) and bullpen coach (2002).
 - Originally drafted in 1977 by St. Louis (January) and Los Angeles-NL (June), but opted to remain in college...Drafted again in the fourth round by Milwaukee in 1979.
 - ✎ Pitched five seasons (1979-83) in the Brewers' farm system and two seasons (1984-85) in the Cubs' minor-league system.
 - A graduate of Apollo (AZ) High School, attended Yavapai Junior College (AZ) and was a member of the school's 1977 National Championship team...Also attended Oklahoma State University for two years.
 - Kranitz and his wife, Kelly, have four children... The couple has three daughters, Paige, Christin and Allie, and one son, Matthew.

COMPLETE RECORD

Year	Club	W-L	ERA	G	GS	CG	SHO	SV	IP	H	R	ER	HR	HB	BB	SO	WP	BK
1979	Burlington	4-9	3.24	13	13	8	0	0	100.0	111	50	36	6	2	41	95	9	1
1980	Holyoke	13-7	3.64	25	24	6	1	1	168.0	139	81	68	7	8	105	78	9	2
1981	El Paso	2-7	6.21	14	10	1	1	0	58.0	62	54	40	9	4	56	53	7	0
	Stockton	6-4	3.30	11	11	7	2	0	79.0	59	40	29	6	4	39	88	4	0
1982	Vancouver	4-5	5.13	35	5	1	1	2	108.2	95	64	62	10	10	89	85	7	0
1983	Vancouver	1-3	5.29	7	4	0	0	0	32.1	35	22	19	5	2	29	24	2	0
	El Paso	4-2	2.57	6	6	3	0	0	42.0	39	22	12	4	3	17	41	0	0
	Stockton	3-1	2.22	6	6	2	2	0	44.2	30	16	11	2	0	21	44	2	0
1984	Pikeville	0-0	13.50	1	0	0	0	0	2.0	3	3	3	1	0	1	2	0	0
1985	Winston-Salem	0-1	9.00	1	0	0	0	0	1.0	2	1	1	0	0	2	2	1	0
Minors Totals		37-39	3.98	119	79	28	7	3	635.2	575	353	281	50	33	400	512	41	3

MANAGERIAL RECORD

Year	Club / League	W-L	Pct.	Overall Pos.
2003	Daytona/Florida State	66-71	.482	2nd



BOBBY MAGALLANES

66

ASSISTANT HITTING COACH

Full Name: **Robert Magallanes**

Height: **6-0**

Weight: **175**

DOB: **August 18, 1969**

Opening Day Age: **51**

Born: **Los Angeles, CA**

Resides: **Litchfield Park, AZ**

Seasons on the Braves Coaching Staff: **1st**

Seasons on a Major League Coaching Staff: **1st**

- Bobby Magallanes is in his third season with the Braves organization and his first on the major-league staff...He works alongside José Castro in support of hitting coach Kevin Seitzer.
- He began his Braves tenure in 2019 as Triple-A Gwinnett's hitting coach...The Stripers hit a franchise-record 200 home runs that season.
- In 2020, Magallanes was the organization's assistant hitting coordinator, working between the alternate training site and the major-league staff.
- He spent the previous 17 seasons coaching in the Angels (2002-10), White Sox (2011-14) and Indians (2015-18) organizations...He served as a minor-league manager for nine of those seasons (2004-12), all at the Single- and Double-A levels.
- Magallanes began his coaching career in 2002 as hitting coach for the AZL Angels, a role he also held in 2003, which preceded his nine managerial seasons.
- In his four-year tenure with Cleveland, he was hitting coach for the AZL Indians (2015-17) and bench coach for Triple-A Columbus (2018).
- His other career accomplishments include being named the Angels Minor League Employee of the Year in 2003, serving on the World Team coaching staff of the 2011 Futures Game and coaching for Mexico in the 2015 WBSC Premier12 tournament in Taiwan and Japan.
- He had a 10-year professional playing career, including four in affiliated baseball in the Mariners (1990-92) and Astros (1996) systems, reaching as high as Double-A.
- Was drafted twice, first by Montreal out of Bell (CA) High School in 1987 (44th round), and then by Seattle out of Cerritos Junior College in Norwalk, Calif in 1989 (50th round).
- Magallanes and his wife, Claudia, have three children, Paulina, Joshua, and Joseph Angello.

COMPLETE RECORD

Year	Club	AVG	G	AB	R	H	2B	3B	HR	RBI	SH	SF	HP	BB	SO	SB	CS	E
1990	San Bernardino	.187	56	193	26	36	4	0	3	21	1	1	4	24	52	1	3	18
	Bellingham	.191	46	157	14	30	3	0	1	12	1	0	1	18	31	1	0	11
1991	San Bernardino	.225	83	271	40	61	13	0	7	31	0	3	2	30	64	7	6	16
	Peninsula	.200	41	150	11	30	4	0	4	16	1	1	1	14	30	1	2	7
1992	Peninsula	.185	41	108	7	20	3	0	1	10	1	2	1	5	17	1	2	5
1996	Jackson	.268	12	41	7	11	2	0	2	4	0	0	2	2	8	0	0	0
Minor Totals		.204	279	920	105	188	29	0	18	94	4	7	11	93	202	11	13	57

MANAGERIAL RECORD

Year	Club / League	W-L	Pct.	Pos.
2004	Cedar Rapids/Midwest	75-64	.540	T2nd
2005	Cedar Rapids/Midwest	65-75	.464	T8th
2006	Cedar Rapids/Midwest	65-74	.468	5th
2007	Arkansas/Texas	65-75	.464	3rd
2008	Arkansas/Texas	62-78	.443	3rd
2009	Arkansas/Texas	61-79	.436	4th
2010	Arkansas/Texas	55-85	.393	4th
2011	Birmingham/Southern	71-69	.507	2nd
2012	Birmingham/Southern	63-76	.507	5th
Minors Totals		582-675	.463	



KEVIN SEITZER

28

HITTING COACH

Full Name: **Kevin Lee Seitzer**

Height: **5-11**

Weight: **220**

DOB: **March 26, 1962**

Opening Day Age: **59**

Born: **Springfield, IL**

Resides: **Loch Lloyd, MO**

Seasons on the Braves Coaching Staff: **7th**

Seasons on a Major League Coaching Staff: **13th**

- The 2021 season marks Kevin Seitzer's seventh on the Braves' coaching staff.
 - Over the last two seasons, under his guidance, the Braves offense has scored 1,203 runs, the second most in the N.L. (Dodgers, 1,235)...The club has drawn an N.L.-most 858 walks in this time, while hitting 352 home runs...Only the Dodgers have hit more (397)...The club's .800 OPS ranks second in the N.L., again trailing Los Angeles.
 - The Braves have won seven Louisville Slugger Silver Slugger awards over the last two seasons, by far the most in baseball.
 - Atlanta's run total improved in each of the first five seasons he was with Atlanta... This past season, extrapolated over a full 162-game season, Atlanta was on pace to score 940 runs, which would have been the most in modern-era franchise history and easily more than the 855 the club scored in 2019.
- Seitzer's other major-league coaching experience includes serving as the hitting coach for the Arizona Diamondbacks (2007), Kansas City Royals (2009-12) and Toronto Blue Jays (2014).
- Seitzer enjoyed a 12-year major-league playing career as a third baseman and first baseman with the Royals (1986-91), Milwaukee Brewers (1992-96), Oakland Athletics (1993) and Cleveland Indians (1996-97).
 - He compiled a lifetime .295 average, with 285 doubles, 35 triples, 75 home runs and 613 RBI.
 - He hit .300 or better in seven different seasons.
 - A two-time A.L. All-Star (1987 and 1995), he finished second in the 1987 A.L. Rookie of the Year balloting to Oakland's Mark McGwire...That year he had 207 hits, the most in the league and a Royals rookie record.
 - He made his debut with the Royals on 9/3/86 against the Chicago White Sox.
 - He had six hits in a game on 8/2/87 vs. Boston.
 - Played in 10 postseason games, all of which came in the 1996 and 1997 seasons with Cleveland.
- Seitzer grew up in Lincoln, Ill., and he attended Eastern Illinois University before being selected by the Royals in the 11th round of the 1983 draft.
- At Eastern Illinois, he finished his tenure as the school's career leader in hits, doubles and batting average...He hit .418, including batting over .400 in each of his three seasons.
 - Seitzer's EIU uniform No. 2 was retired by the school on 10/13/12, and he was also honored as a Distinguished Alumnus.
 - He earned his degree from EIU in 1985.
- Along with former teammate Mike Macfarlane, Seitzer owns and operates Mac-N-Seitz baseball and softball training facility in Kansas City.
- Seitzer and his wife, Beth, reside in Leawood, Kan...They have four children.
 - Two of his sons have played professionally...Nick (Graffeo) played in the Royals system, and Cam played in the Rays and White Sox systems.

COMPLETE RECORD

Year	Club	AVG	G	AB	R	H	2B	3B	HR	RBI	SH	SF	HP	BB	SO	SB	CS	E
1983	Butte	.345	68	238	60	82	14	1	2	45	4	2	3	46	36	11	6	21
1984	Charleston	.297	141	489	96	145	26	5	8	79	1	6	3	118	70	23	5	50
1985	Fort Myers	.314	90	290	61	91	10	5	3	46	0	5	2	85	30	28	7	9
	Memphis	.348	52	187	26	65	6	2	1	20	1	0	5	25	21	9	3	10
1986	Memphis	.273	4	11	4	3	0	0	0	1	0	0	0	7	1	2	1	1
	Omaha	.319	129	432	86	138	20	11	13	74	1	9	9	89	57	20	13	9
	Kansas City	.323	28	96	16	31	4	1	2	11	0	0	1	19	14	0	0	3
1987	Kansas City	.323	161	641	105	207	33	8	15	83	1	1	2	80	85	12	7	24
1988	Kansas City	.304	149	559	90	170	32	5	5	60	3	3	6	72	64	10	8	26
1989	Kansas City	.281	160	597	78	168	17	2	4	48	4	7	5	102	76	17	8	20
1990	Kansas City	.275	158	622	91	171	31	5	6	38	4	2	2	67	66	7	5	19
1991	Kansas City	.265	85	234	28	62	11	3	1	25	1	1	2	29	21	4	1	11
1992	Milwaukee	.270	148	540	74	146	35	1	5	71	7	9	2	57	44	13	11	12
1993	Oakland	.255	73	255	24	65	10	2	4	27	2	4	1	27	33	4	7	7
	Milwaukee	.290	47	162	21	47	6	0	7	30	1	1	1	17	15	3	0	5
1994	Milwaukee	.314	80	309	44	97	24	2	5	49	4	3	2	30	38	2	1	11
	Beloit#	.333	3	12	3	4	3	0	0	3	0	0	0	0	0	2	0	0
1995	Milwaukee	.311	132	492	56	153	33	3	5	69	5	3	6	64	57	2	0	10
1996	Milwaukee	.316	132	490	74	155	25	3	12	62	5	5	4	73	68	6	1	5
	Cleveland	.386	22	83	11	32	10	0	1	16	0	0	1	14	11	0	0	0
1997	Cleveland	.268	64	198	27	53	14	0	2	24	2	2	0	18	25	0	0	3
Minor Totals		.318	487	1,659	336	528	79	24	27	268	7	22	22	370	215	95	35	100
Major Totals		.295	1,439	5,278	739	1,557	285	35	74	613	39	41	35	669	617	80	49	156

Bold indicates led league; #Injury rehabilitation assignment.

DIVISION SERIES RECORD

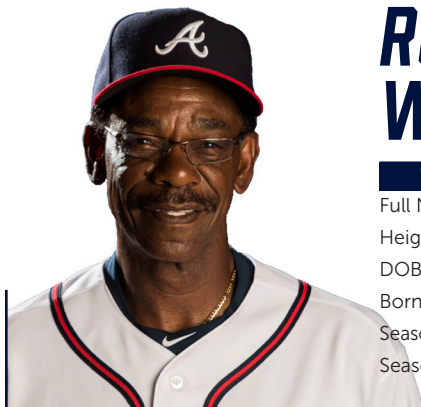
Year	Club, Opp.	AVG	G	AB	R	H	2B	3B	HR	RBI	SH	SF	HP	BB	SO	SB	CS	E
1996	Cle. vs. Bal.	.294	4	17	1	5	1	0	0	4	0	0	0	2	4	1	0	1
1997	Cle. vs. NYY	.000	1	4	0	0	0	0	0	0	0	0	0	0	0	0	0	0
D.S. Totals		.238	5	21	1	5	1	0	0	4	0	0	0	2	4	1	0	1

LEAGUE CHAMPIONSHIP SERIES RECORD

Year	Club, Opp.	AVG	G	AB	R	H	2B	3B	HR	RBI	SH	SF	HP	BB	SO	SB	CS	E
1997	Cle. vs. Bal.	.000	4	4	0	0	0	0	0	0	1	0	0	1	2	0	0	0

WORLD SERIES RECORD

Year	Club, Opp.	AVG	G	AB	R	H	2B	3B	HR	RBI	SH	SF	HP	BB	SO	SB	CS	E
1997	Cle. vs. Fla.	.000	1	1	0	0	0	0	0	0	0	0	0	0	0	0	0	0



RON WASHINGTON

37

THIRD BASE COACH

Full Name: **Ronald Washington**

Height: **5-11**

Weight: **170**

DOB: **April 29, 1952**

Opening Day Age: **68**

Born: **New Orleans, LA**

Resides: **New Orleans, LA**

Seasons on the Braves Coaching Staff: **5th**

Seasons on a Major League Coaching Staff: **26th**

- In his fifth season on Atlanta's staff, Ron Washington serves as the third base coach, while also working extensively with Atlanta's infielders.
 - ▲ Under Washington's tutelage, 1B Freddie Freeman won his only career *Rawlings* Gold Glove (2018), while 2B Ozzie Albies and SS Dansby Swanson have been finalists for the award...Former Braves 3B Josh Donaldson, who has never won a Gold Glove, was also a finalist in his only season in Atlanta (2019).
- After managing the Texas Rangers from 2007-14, Washington returned to the Oakland A's as a coach in May 2015...The 2016 season, his last with Oakland, was his 13th overall year with the organization.
- He began his major-league coaching career as the A's first base coach in 1996.
- He moved across the diamond to third base in 1997 and remained there until he was hired by the Rangers following the 2006 season.
 - ▲ With Oakland, Washington also worked with A's infielders...He was instrumental in the development of six-time Gold Glove third baseman Eric Chavez.
- Washington was hired as manager by Texas on 11/6/06 and won more games than any manager in Rangers and Senators history, compiling a 664-611 (.521) record in eight seasons.
- He guided Texas to back-to-back World Series appearances in 2010 and 2011...The Rangers posted four consecutive 90-win seasons from 2010-13, including a 96-win season in 2011.
- Texas finished first or second in the A.L. West under Washington for six consecutive seasons from 2008-13.
- He managed the A.L. All-Star team in 2011 and 2012.
- He resigned on 9/5/14, when the Rangers were 53-87.
- Washington's coaching career began in 1991 at Tidewater, the Mets Triple-A affiliate in the International League...He spent two seasons there before taking over as manager of New York's Single-A Columbia Bombers of the South Atlantic League.
- In 1993, he guided the Bombers to a 64-77 record...Columbia finished 59-76 in 1994.
- In 1995, he returned as a coach for the Mets Triple-A affiliate (Norfolk).
- The former infielder spent all or parts of 10 seasons in the major leagues with Los Angeles-NL, Minnesota, Baltimore, Cleveland and Houston.
 - ▲ He made his debut with the Dodgers in 1977 and, despite hitting .368 in 10 games, did not return to the majors until 1981 with Minnesota.
 - ▲ The New Orleans native hit .271 with a career-high five home runs and 39 RBI in his first full season in 1982...He batted a career-high .294 for the Twins in 1984.
 - ▲ He was released by the Twins prior to the 1987 season and played 26 games for Baltimore that year.
 - ▲ He played 69 games with Cleveland in 1988 and seven games for the Astros in 1989.
 - ▲ Washington finished his professional playing career with the Texas Rangers' Triple-A team (Oklahoma City) in 1990.
- Washington graduated from John McDonogh (LA) High School in 1970 and attended Manatee Junior College...He was signed as a free agent by Kansas City out of the Royals Baseball Academy.
- Washington and his wife, Geraldine, live in New Orleans, La.

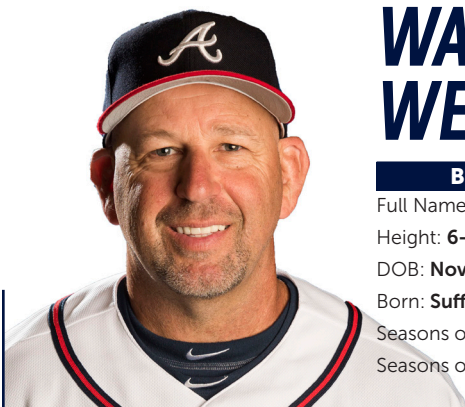
COMPLETE RECORD

Year	Club	AVG	G	AB	R	H	2B	3B	HR	RBI	SH	SF	HP	BB	SO	SB	CS	E
1971	GCL Royals	.291	38	127	29	37	2	6	1	23	1	2	3	9	20	13	1	3
1972	Waterloo	.228	76	241	37	55	3	1	1	30	0	1	5	20	58	42	4	8
1973	Waterloo	.277	85	289	35	80	13	5	6	34	3	1	2	20	45	16	8	29
1974	San Jose	.245	109	425	49	104	16	3	2	41	2	4	3	28	86	51	19	33
1975	Jacksonville	.228	96	267	22	61	7	1	0	20	7	2	2	21	39	18	9	22
1976	Waterbury	.294	115	436	61	128	9	10	4	32	9	1	8	29	45	14	6	26
1977	San Antonio	.278	39	158	24	44	8	4	0	13	1	2	0	14	22	6	1	12
	Albuquerque	.323	85	359	71	116	17	8	8	59	1	5	2	21	44	19	8	33
	Los Angeles (NL)	.368	10	19	4	7	0	0	0	1	0	0	1	0	2	1	1	3
1978	Albuquerque	.344	31	122	26	42	10	3	5	32	2	1	3	4	10	7	2	8
1979	Tidewater	.264	83	273	18	72	13	4	1	26	3	4	4	19	56	4	1	13
	Veracruz	----	-	-	-	-	-	-	-	-	-	-	-	-	-	-	-	-
1980	Toledo	.287	114	407	62	117	31	5	3	36	14	6	5	18	81	19	5	30
1981	Toledo	.289	138	544	84	157	27	8	15	54	10	5	3	32	99	37	15	26
	Minnesota	.226	28	84	8	19	3	1	0	5	1	0	1	4	14	4	1	8
1982	Minnesota	.271	119	451	48	122	17	6	5	39	2	3	0	14	79	3	3	13
1983	Minnesota	.246	99	317	28	78	7	3	4	26	3	1	1	22	50	10	5	16
1984	Minnesota	.294	88	197	25	58	11	5	3	23	1	3	1	4	31	1	1	4
1985	Minnesota	.274	70	135	24	37	6	4	1	14	3	3	0	8	15	5	1	7
1986	Toledo	.268	49	198	22	53	6	1	3	19	2	2	0	12	32	8	5	9
	Minnesota	.257	48	74	15	19	3	0	4	11	2	2	0	3	21	1	2	2
1987	Rochester	.320	70	272	50	87	17	1	15	43	0	3	3	10	62	8	7	6
	Baltimore	.203	26	79	7	16	3	1	1	6	1	0	0	1	15	0	1	0
1988	Cleveland	.256	69	223	30	57	14	2	2	21	3	1	5	9	35	3	3	17
1989	Tucson	.320	92	331	40	106	19	4	5	58	3	5	1	15	40	2	2	19
1989	Houston	.143	7	7	1	1	1	0	0	0	0	0	0	4	0	0	0	0
1990	Oklahoma City	.238	101	357	37	85	15	6	1	23	1	1	0	5	60	7	4	18
Minors Totals		.280	1321	4806	667	1344	213	70	70	543	59	45	44	277	799	271	97	295
Majors Totals		.261	564	1586	190	414	65	22	20	146	16	13	9	65	266	28	18	70

MANAGERIAL RECORD

Year	Club / League	Overall W-L	Pct.	Overall Pos.
1993	New York (NL)/Capital City (A)	64-77	.454	6th
1994	New York (NL)/Capital City (A)	59-76	.437	5th
2007	Texas/American	75-87	.463	4th
2008	Texas/American	79-83	.488	2nd
2009	Texas/American	87-75	.537	2nd
2010	Texas/American	90-72	.556	1st
2011	Texas/American	96-66	.593	1st
2012	Texas/American	93-69	.574	2nd
2013	Texas/American	91-72	.558	2nd
2014	Texas/American	67-95	.414	5th
Majors Totals		678-619	.523	
Minors Totals		123-153	.440	

FRONT OFFICE
RON WASHINGTON
PLAYER BIOS
SEASON IN REVIEW
PLAYER DEVELOPMENT
BRAVES HISTORY
OPPONENTS
MISCELLANEOUS



WALT WEISS

4

BENCH COACH

Full Name: **Walter William Weiss**

Height: **6-0**

Weight: **210**

DOB: **November 28, 1963**

Opening Day Age: **57**

Born: **Suffern, NY**

Resides: **Parker, CO**

Seasons on the Braves Coaching Staff: **4th**

Seasons on a Major League Coaching Staff: **8th**

- The 2021 season marks Walt Weiss' fourth on the Braves coaching staff and his seventh on a major-league bench...He has served as the bench coach in each season with Atlanta..Named to the role on 11/10/17.
- Prior to joining the Braves' staff, was Colorado's manager from 2013-16...Named the sixth manager in Rockies history on 11/7/12, replacing Jim Tracy...Went 283-365 (.437) overall...Stepped down on 10/3/16.
- He began his Rockies tenure as a special assistant to the general manager, serving in that capacity for seven seasons, from 2002-08...As a special assistant, Weiss supported the major-league coaching staff and also spent time working in the organization's player development system.
- In between his roles with Colorado, Weiss was an assistant coach (2009-11) and head coach (2012) at Regis Jesuit High School in Aurora, Colo...He also served as an assistant football coach at Regis for three seasons.
- Played in parts of 14 major-league seasons with Oakland (1987-1992), Florida (1993), Colorado (1994-97) and Atlanta (1998-2000)...He had a career .258 average, 182 doubles, 31 triples, 25 home runs and 386 RBI in 1,495 games.
 - Weiss was a member of four World Series teams, including the 1989 World Champion Oakland A's...Overall, he played in 46 career postseason games, including 12 in the World Series.
- Won the 1988 A.L. Rookie of the Year and was named as a 1998 All-Star in his first season with the Braves.
- Over three seasons with Atlanta, he hit .257 (210-for-818) in 286 games.
- He played for two Hall-of-Fame managers: Tony LaRussa in Oakland and Bobby Cox in Atlanta.
- Selected 11th overall in the 1985 draft by Oakland...Was also drafted in the 10th round of the 1982 draft before deciding to attend the University of North Carolina.
- Weiss and his wife, Terri, have four sons, Blake, Brody, Bo and Brock.
 - Brody, an infielder, was selected by the Rockies in the 22nd round of the 2012 First-Year Player Draft.
 - Bo, a right-handed pitcher, was picked in the 29th round of the 2016 First-Year Player Draft by New York-AL...He did not sign and decided to attend Walt's alma mater, the University of North Carolina... Bo transferred to the University of Tampa after two seasons in Chapel Hill.

MANAGERIAL RECORD

Year	Club / League	Overall W-L	Pct.	Pos.
2013	Colorado/National	74-88	.457	5th
2014	Colorado/National	66-96	.407	4th
2015	Colorado/National	68-94	.420	5th
2016	Colorado/National	75-87	.463	3rd
Majors Totals		283-365	.437	

COMPLETE RECORD

Year	Club	AVG	G	AB	R	H	2B	3B	HR	RBI	SH	SF	HP	BB	SO	SB	CS	E
1985	Pocatello	.310	40	158	19	49	9	3	0	21	0	4	1	12	18	6	0	11
	Modesto	.197	30	122	17	24	4	1	0	7	1	0	0	12	20	3	3	7
1986	Huntsville	.250	46	160	19	40	2	1	0	13	1	1	2	11	39	5	1	11
	Madison	.301	84	322	50	97	15	5	2	54	0	6	1	33	66	12	5	20
1987	Huntsville	.285	91	337	43	96	16	2	1	32	6	2	2	47	67	23	3	17
	Tacoma	.263	46	179	35	47	4	3	0	17	2	1	1	28	31	9	3	11
	Oakland	.462	16	26	3	12	4	0	0	1	1	0	0	2	2	1	2	1
1988	Oakland	.250	147	452	44	113	17	3	3	39	8	7	9	35	56	4	4	15
1989	Modesto	.375	5	8	1	3	0	0	0	1	0	1	1	4	1	0	0	0
	Tacoma	.111	2	9	1	1	1	0	0	1	0	0	0	0	0	0	0	1
	Oakland	.233	84	236	30	55	11	0	3	21	5	0	1	21	39	6	1	15
1990	Oakland	.265	138	445	50	118	17	1	2	35	6	4	4	46	53	9	3	12
1991	Oakland	.226	40	133	15	30	6	1	0	13	1	2	0	12	14	6	0	5
1992	Tacoma	.231	4	13	2	3	1	0	0	3	0	1	0	2	1	0	1	1
	Oakland	.212	103	316	36	67	5	2	0	21	11	4	1	43	39	6	3	19
1993	Florida	.266	158	500	50	133	14	2	1	39	5	4	3	79	73	7	3	15
1994	Colorado	.251	110	423	58	106	11	4	1	32	4	3	0	56	58	12	7	13
1995	Colorado	.260	137	427	65	111	17	3	1	25	6	1	5	98	57	15	3	16
1996	Colorado	.282	155	517	89	146	20	2	8	48	14	6	6	80	78	10	2	30
1997	Colorado	.270	121	393	52	106	23	5	4	38	7	1	2	66	56	5	2	10
1998	Atlanta	.280	96	347	64	97	18	2	0	27	12	3	3	59	53	7	1	12
1999	Atlanta	.226	110	279	38	63	13	4	2	29	6	4	3	35	48	7	3	12
2000	Atlanta	.260	80	192	29	50	6	2	0	18	3	3	3	26	32	1	1	15
Minor Totals		.275	348	1,308	187	360	52	15	3	149	10	16	8	149	243	58	16	79
A.L. Totals		.246	528	1,608	178	395	60	7	8	130	32	17	15	159	203	32	13	67
N.L. Totals		.264	967	3,078	445	812	122	24	17	256	57	25	25	499	455	64	22	123
Atlanta Totals		.257	286	818	131	210	37	8	2	74	21	10	9	120	133	15	5	39
Major Totals		.258	1,495	4,686	623	1,207	182	31	25	386	89	42	40	658	658	96	35	190

DIVISIONAL SERIES RECORD

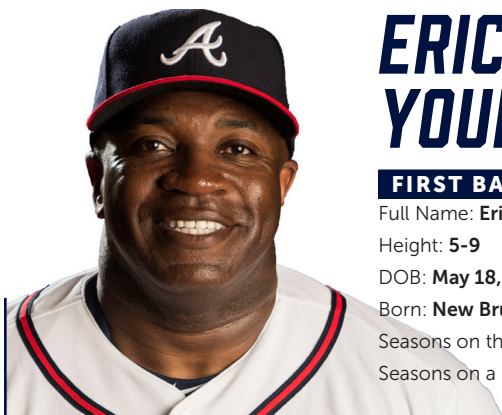
Year	Club, Opp.	AVG	G	AB	R	H	2B	3B	HR	RBI	SH	SF	HP	BB	SO	SB	CS	E
1995	Col. vs. Atl.	.167	4	12	1	2	0	0	0	0	0	0	1	3	3	1	0	0
1998	Atl. vs. Chi.	.154	3	13	2	2	0	0	0	0	0	0	0	1	3	0	0	0
1999	Atl. vs. Hou.	.167	3	6	1	1	0	0	0	0	0	0	0	2	0	0	0	0
2000	Atl. vs. Stl.	.667	1	3	0	2	1	0	0	2	0	0	0	0	0	0	0	0
D.S. Totals		.206	11	34	4	7	1	0	0	2	0	0	1	4	8	1	0	0

LEAGUE CHAMPIONSHIP SERIES RECORD

Year	Club, Opp.	AVG	G	AB	R	H	2B	3B	HR	RBI	SH	SF	HP	BB	SO	SB	CS	E
1988	Oak. vs. Bos.	.333	4	15	2	5	2	0	0	2	0	0	0	0	4	0	0	0
1989	Oak. vs. Tor.	.111	4	9	2	1	1	0	0	0	1	0	0	1	1	1	0	0
1990	Oak. vs. Bos.	.000	2	7	2	0	0	0	0	0	0	0	0	2	2	0	0	1
1992	Oak. vs. Tor.	.167	3	6	1	1	0	0	0	0	0	0	0	2	1	2	0	0
1998	Atl. vs. SD	.200	4	15	0	3	0	0	0	1	0	0	0	2	5	1	0	0
1999	Atl. vs. NYM	.286	6	21	2	6	2	0	0	1	1	0	0	2	4	2	0	1
L.C.S. Totals		.219	23	73	9	16	5	0	0	4	2	0	0	9	6	17	0	2

WORLD SERIES RECORD

Year	Club, Opp.	AVG	G	AB	R	H	2B	3B	HR	RBI	SH	SF	HP	BB	SO	SB	CS	E
1988	Oak. vs. LA	.063	5	16	1	1	0	0	0	0	1	0	0	0	2	1	0	1
1989	Oak. vs. SF	.133	4	15	3	2	0	0	1	1	0	0	0	2	2	0	0	0
1999	Atl. vs. NYY	.222	3	9	1	2	0	0	0	0	0	0	0	1	0	0	0	0
W.S. Totals		.125	12	40	5	5	0	0	1	1	1	0	0	2	5	1	0	1



ERIC YOUNG SR.

2

FIRST BASE/ OUTFIELD COACH

Full Name: **Eric Orlando Young**

Height: **5-9**

Weight: **180**

DOB: **May 18, 1967**

Opening Day Age: **53**

Born: **New Brunswick, NJ**

Resides: **Hattiesburg, MS**

Seasons on the Braves Coaching Staff: **4th**

Seasons on a Major League Coaching Staff: **9th**

- In his fourth season with the Braves, Eric Young Sr. serves as the first base coach and oversees the club's outfield instruction.
- Prior to joining the Braves, he was Colorado's first base/baserunning/outfield coach from 2014-16, working under Rockies manager and current Braves bench coach Walt Weiss.
- Prior to joining Colorado's staff, he worked for two seasons, from 2011-12, as the first base coach for the Arizona Diamondbacks.
- Started his coaching career in 2010 as Houston's minor league outfield and baserunning instructor.
- Spent 2007-09 working as an in-studio analyst for ESPN's "Baseball Tonight"...Retired from his playing career after the 2006 season.
- Played in the majors for 15 seasons, finishing with a .283 (1,731-6,119) career average in 1,730 games for seven different teams (Los Angeles-NL, 1992, 1997-99; Colorado, 1993-97; Chicago-NL, 2000-01; Milwaukee, 2002-03; San Francisco, 2003; Texas, 2004, 2006; San Diego, 2005-06).
 - He made his MLB debut in 1992 with the Dodgers before Colorado selected him in the 11th round of the Expansion Draft later that year.
 - A second baseman and outfielder, Young went to his only career All-Star Game in 1996...He also won the Silver Slugger award that season...Hit .324 and stole a N.L.-most 53 bases.
 - He stole 465 bases in his career, the second most in the majors during the time he was active (1992-06)...Stole at least 40 bases in six different seasons (1993, 1996-2000).
- Was a 43rd-round draft choice of Los Angeles-NL out of Rutgers University in 1989...Graduated in 1985 from New Brunswick High School (NJ), where he played baseball, football and basketball...Also played football at Rutgers and was inducted into the school's Hall of Fame in 1999.
- Young Sr. has two sons, Eric Jr. and Dallas.
 - Eric Jr. had a 10-year major-league career, playing for five teams, including 35 games with Atlanta in 2015...He is currently a coach with the Mariners' Triple-A affiliate in Tacoma, Wash.
 - Dallas Dupree Young is a teenage actor, who starred in Nickelodeon's "Cousins for Life"...He also made appearances on others shows, including "9-1-1," "Shameless" and "The Fosters."



COMPLETE RECORD

Year	Club	AVG	G	AB	R	H	2B	3B	HR	RBI	SH	SF	HP	BB	SO	SB	CS	E
1989	GCL Dodgers	.330	56	197	53	65	11	5	2	22	1	1	3	33	16	41	10	15
1990	Vero Beach	.287	127	460	101	132	23	7	2	50	5	4	6	69	35	76	16	25
1991	San Antonio	.280	127	461	82	129	17	4	3	35	8	1	2	67	36	70	26	13
	Albuquerque	.400	1	5	0	2	0	0	0	0	0	0	0	0	0	0	0	0
1992	Albuquerque	.337	94	350	61	118	16	5	3	49	13	7	4	33	18	28	11	20
	Los Angeles (NL)	.258	49	132	9	34	1	0	1	11	4	0	0	8	9	6	1	9
1993	Colorado	.269	144	490	82	132	16	8	3	42	4	4	4	63	41	42	19	18
1994	Colorado	.272	90	228	37	62	13	1	7	30	5	2	2	38	17	18	7	2
1995	Colorado	.317	120	366	68	116	21	9	6	36	3	1	5	49	29	35	12	11
1996	New Haven	.067	3	15	0	1	0	0	0	0	0	0	0	3	0	0	0	0
	Salem	.300	3	10	2	3	3	0	0	0	0	0	0	3	1	2	0	2
	Colorado Springs	.261	7	23	4	6	1	1	0	3	0	0	0	5	1	0	0	3
	Colorado	.324	141	568	113	184	23	4	8	74	2	5	21	47	31	53	19	12
1997	Colorado	.282	118	468	78	132	29	6	6	45	8	5	5	57	37	32	12	15
	Los Angeles (NL)	.273	37	154	28	42	4	2	2	16	2	1	4	14	17	13	2	3
1998	Los Angeles (NL)	.285	117	452	78	129	24	1	8	43	9	2	5	45	32	42	13	13
1999	San Bernardino	.250	3	12	0	3	0	0	0	0	0	0	0	2	0	0	0	2
	Los Angeles (NL)	.281	119	456	73	128	24	2	2	41	6	4	5	63	26	51	22	9
2000	Chicago (NL)	.297	153	607	98	180	40	2	6	47	7	5	8	63	39	54	7	15
2001	Chicago (NL)	.279	149	603	98	168	43	4	6	42	15	3	9	42	45	31	14	12
2002	Milwaukee	.280	138	496	57	139	29	3	3	28	8	4	6	39	38	31	11	12
2003	Milwaukee	.260	109	404	71	105	18	1	15	31	2	1	4	48	34	25	7	15
	San Francisco	.197	26	71	9	14	2	0	0	3	0	1	1	9	10	3	5	1
2004	Texas	.288	104	344	55	99	25	2	1	27	4	3	8	43	28	14	9	9
2005	Portland	.000	5	16	3	0	0	0	0	0	0	0	0	6	2	0	0	0
	San Diego	.275	56	142	22	39	9	0	2	12	3	0	0	18	12	7	6	3
2006	San Diego	.203	56	128	19	26	5	0	3	13	1	3	2	13	16	8	2	1
	Oklahoma	.222	9	27	3	6	2	3	0	1	0	0	2	4	4	0	2	0
	Texas	.200	4	10	1	2	1	1	0	2	1	0	0	1	1	0	0	0
Minor Totals		.295	435	1576	309	465	73	25	10	160	27	13	17	220	118	217	65	80
A.L. Totals		.285	108	354	56	101	26	3	1	29	5	3	8	44	29	14	9	9
N.L. Totals		.283	1622	5765	940	1630	301	43	78	514	79	41	81	616	433	451	159	151
Major Totals		.283	1730	6119	996	1731	327	46	79	543	84	44	89	660	462	465	168	160

DIVISIONAL SERIES RECORD

Year	Club, Opp.	AVG	G	AB	R	H	2B	3B	HR	RBI	SH	SF	HP	BB	SO	SB	CS	E
1995	Col. vs. Atl.	.438	4	16	3	7	1	0	1	2	0	0	0	2	2	1	0	3
2005	SD vs. Atl.	.333	3	6	2	2	0	0	1	3	0	0	0	2	0	0	0	0
D.S. Totals		.409	7	22	5	9	1	0	2	5	0	0	0	2	2	1	0	3



JIMMY LEO

97

BULLPEN CATCHER

Full Name: **James Peter Leo**

Height: **5-8**

Weight: **190**

DOB: **November 17, 1992**

Opening Day Age: **28**

Born: **Boca Raton, FL**

Resides: **Phoenix, AZ**

- Jimmy Leo is in his fourth season as one of the club's bullpen catchers...Joined the organization during Spring Training in 2018.
- Prior to joining the Braves, he worked with Oakland as a minor-league video assistant.
- Began his professional career with Miami, working as a video intern in the club's minor-

league system, first for Short-Season Batavia in 2015 and then for High-A Jupiter in 2016.

- Caught at Flagler College in St. Augustine, Fla... Graduated from the school in 2015 with a degree in sport management.
- A native of Boca Raton, Fla., Leo resides in Phoenix, Ariz.



JOSÉ YÉPEZ

96

BULLPEN CATCHER

Full Name: **José Ricardo Yépez**

Height: **6-0**

Weight: **205**

DOB: **June 19, 1981**


Opening Day Age: **39**

Born: **Carora, Venezuela**

Resides: **Clearwater, FL**

- The former Braves minor-league catcher, José Yépez is in his sixth season on the Atlanta staff after joining the club as a bullpen catcher in May 2016...He began the 2016 campaign as a coach with the Single-A Rome Braves.
- He enjoyed a 15-year minor-league career (2001-15)...Played in Atlanta's system for final four years.

- Also played in Seattle's system after beginning his career in the Toronto organization.
- A native of Carora, Venezuela, Yépez and his wife, Leanna, reside in Clearwater, Fla. with their son, Jerek.



TOMÁS PÉREZ

98

BATTING PRACTICE PITCHER

Full Name: **Tomás Orlando Pérez García**

Height: **5-11**

Weight: **195**

DOB: **December 29, 1973**

Opening Day Age: **47**

Born: **Barquisimeto, Venezuela**

Resides: **Orlando, FL**

- Pérez is in his fourth season as batting practice pitcher on Atlanta's major-league staff, and his seventh season in the organization...He coached in the Braves' minor-league system from 2015-17.

- A veteran of 12 MLB seasons, Pérez appeared with Toronto (1995-98), Philadelphia (2000-05), Tampa Bay (2006) and Houston (2008).
- A native of Barquisimeto, Venezuela, Pérez and his wife, Andrea, reside in Orlando, Fla.

MEDICAL & PERFORMANCE STAFF

GEORGE C. POULIS **Director of Player Health/Head Athletic Trainer**

- George C. Poulis begins his fourth season with the Braves as director of player health/head athletic trainer...He was named to the position on December 5, 2017.
- Prior to joining the Braves, Poulis spent 18 years with the Toronto Blue Jays, 2000-17, including the last 15 as the club's head athletic trainer...He served as the Blue Jays' assistant athletic trainer for three seasons before his promotion to the head role.
- Before his time with Toronto, he was an athletic trainer in the San Diego Padres' minor-league system for 10 years.
- Poulis' sports career began in 1986, serving as an athletic training intern for the NFL's Cleveland Browns.
- A Cleveland native, Poulis earned his undergraduate degree from Baldwin-Wallace College in Berea, Ohio, and earned his master's degree from the University of Alabama.
- During the off-season, Poulis, 56, and his wife, Jenny, live in Florida with their three daughters, Lainey, Evy and Nicki.



JEFF PORTER **Senior Advisor, Athletic Training**

- The 2021 season marks Jeff Porter's 37th in the Braves organization, including his fourth as senior advisor, athletic training.
- Prior to his current role, Porter was the Braves' head athletic trainer for 15 seasons, 2003-17.
- Porter joined the Braves in 1985 as the assistant athletic trainer and assumed the Head Trainer duties in 2003, when Dave Pursley retired.
- A native of Wilmington, N.C., Porter graduated from Burgaw High School...He received a bachelor's degree from the University of North Carolina-Wilmington in 1977 and earned his master's degree from the University of Denver in 1979.
- Following college, Porter worked his way through the minor leagues...From 1979 to 1984, he had stints with the Denver Bears, Jamestown Expos, Memphis Chicks and Indianapolis Indians.
- Porter was honored as the National League athletic trainer for the 1996 Major League Baseball All-Star Game in Philadelphia and for the 2008 All-Star Game at New York's Yankee Stadium...In 2006, he was the athletic trainer for MLB's Japan All-Star Tour.
- In 2012, Porter and Jim Lovell, the Braves' current director of team travel, were honored by the Professional Baseball Athletic Trainers Society (PBATS) as the Major League Baseball Athletic Training Staff of the Year.
- Porter is a member of PBATS and the National Athletic Trainers Association...Since 2017, he has been on the Georgia Board of Athletic Trainers.
- An avid hunter and fisherman, Porter, 65, resides in Lake Oconee, Ga...His son, David, first graduated from Auburn University and then from veterinary school at the University of Georgia...David is currently a veterinarian in the Atlanta area.



MIKE FROSTAD Assistant Athletic Trainer

- Mike Frostad is in his fourth season with the Braves as the club’s assistant athletic trainer...He joined the organization prior to the 2018 season.
- Before his time with Atlanta, he spent 22 seasons with the Toronto Blue Jays, including six as the team’s assistant athletic trainer.
- Frostad started his baseball career in 1996 with the Single-A St. Catharines Stompers...He also worked for rookie-level Medicine Hat (1997-98), Single-A Hagerstown (1999-2000) and Single-A Dunedin (2001-05).
- With the Blue Jays, he was named minor league medical coordinator in 2005, a position he held until 2010, when he was appointed to Toronto as the assistant athletic trainer.
- Frostad returned to the role of medical coordinator for the 2011 and 2012 seasons before reassuming his post as Toronto’s assistant athletic trainer in 2013.

- In 2004 and 2005, he won the Athletic Trainer of the Year Award for the Florida State League while with Single-A Dunedin...In 2005, he was also the recipient of the Minor League Athletic Trainer of the Year Award.
- During the off-season, Frostad, 48, resides in Redcliff, Alberta with his wife, Candice.



JEFF STEVENSON Assistant Athletic Trainer

- The 2021 season marks Jeff Stevenson’s third with the Braves organization, including his first on the major-league staff as assistant athletic trainer.
- Stevenson was the club’s COVID-19 compliance officer for the 2020 season...He joined the organization in 2019 as the assistant minor league medical coordinator, where he worked out of the club’s spring training complex in Florida.
- Previously, Stevenson was with the Toronto Blue Jays for eight seasons, 2011-18...He was a rehab coordinator for three seasons, a minor league medical coordinator for three seasons and the major-league assistant athletic trainer for two seasons.
- Stevenson came to Toronto from the Kansas City Royals, where he spent 18 seasons...He served the majority of that time in the minor leagues, including nine with Triple-A Omaha...He was named the Pacific Coast League Athletic Trainer of the Year in 2005.

- He began his Royals tenure in 1992... In 1999, he was honored as the Dick Howser Award winner for his outstanding contributions to the player development department.
- Stevenson was promoted to the Royals’ major-league staff as assistant athletic trainer for the 2008 and 2009 seasons.
- The Michigan native, Stevenson earned his degree in athletic training from Indiana University.
- Stevenson, 51, and his wife, Christy, reside in Palm Harbor, Fla...He has three children, Brennan, Michael and Meg.



BRADFORD SCOTT **Head Strength and Conditioning Coach**

- Bradford Scott is in his sixth season with the Braves, including his fifth as the head strength and conditioning coach...He joined the organization in February of 2016 as a performance therapist.
- Scott came to Atlanta from the University of Portland, where he had served as the Director of Athletic Performance since September of 2007.
- Before his time at Portland, Scott spent a year at the University of Southern California as the head strength, speed and conditioning coach for the men's and women's basketball and men's and women's volleyball programs...He worked directly with the Trojans' 2007 NCAA Sweet 16 basketball team that had two players chosen in the 2007 NBA draft.
- Prior to his stay at USC, Scott was the director of strength, speed and conditioning at Cal State Northridge and managed the program for all 16 sports...He interned for two years with the Anaheim Ducks of the National Hockey League from 2004-06.

- While obtaining his Master of Education degree from the University of Arizona, 2001-04, Scott served as a graduate assistant for the Wildcats.
- Scott is a 2001 graduate of the University of Massachusetts Boston with a bachelor's degree in exercise physiology.
- He is a member of the National Strength & Conditioning Association, as well as the American Massage Therapy Association.
- A native of Westwood, Mass., Scott attended Xaverian Brothers High School, where he participated in varsity football, wrestling and lacrosse.
- Scott enjoys hiking, snowboarding and riding motorcycles.



JORDAN WOLF **Assistant Strength and Conditioning Coach**

- Jordan Wolf is in his fifth season with the Braves as the assistant strength and conditioning coach...He joined the organization in December of 2016.
- Before his work with the Braves, he spent four seasons, 2013-16, as the San Diego Padres' minor league strength and conditioning coordinator.
- Wolf was with the Arizona Diamondbacks organization for four seasons prior to joining San Diego, 2009-12... He was a minor league strength and conditioning coach.

- Wolf received a degree in kinesiology from Arizona State University... He is also a licensed massage therapist.
- He is a member of the National Strength and Conditioning Society and is a Registered Strength and Conditioning Coach (RSCC).
- Wolf and his wife, Lindsey, make their home in Marietta, Ga.



BRAVES TEAM DOCTORS

Dr. Tim Griffith is the Braves' Head Team Physician. Dr. Griffith, currently a partner with Peachtree Orthopedics, was selected as a Top Doctor in 2020 by Georgia Trend Magazine. Dr. Griffith has a graduate degree from the Medical College of Georgia, and an undergraduate degree from the University of Georgia, where he graduated summa cum laude from the Honors Program. The Braves also work with 16 other of the finest doctors in Georgia and a nutritionist (listed below).



Dr. Tim Griffith
Head Team Physician

- | | |
|------------------------------|-------------------------------|
| <i>A</i> Dr. Gary M. Lourie | <i>A</i> Dr. Jonathan Kim |
| <i>A</i> Dr. Lee Kneer | <i>A</i> Dr. Jeffrey Smith |
| <i>A</i> Dr. Marvin Royster | <i>A</i> Dr. Glenn Maron |
| <i>A</i> Dr. Spero Karas | <i>A</i> Dr. Hamid Sadri |
| <i>A</i> Dr. John Xerogeanes | <i>A</i> Dr. Mark Scappaticci |
| <i>A</i> Dr. Brooks Lide | <i>A</i> Dr. Alan Kozarsky |
| <i>A</i> Dr. Kyle Hammond | <i>A</i> Dr. David Ross |
| <i>A</i> Dr. Ken Mautner | <i>A</i> Dr. Marie Spano |
| <i>A</i> Dr. Jeff Webb | |

PETE CICINELLI Major League Head Physical Therapist

- The 2021 season is Pete Cicinelli's sixth season in the organization, including his fifth as the team's major league head physical therapist.
- He joined the organization in August of 2016 and worked as the minor league performance coordinator based out of the club's Florida operations facility in Lake Buena Vista.
- Cicinelli received his doctorate degree in physical therapy in 2015 from Regis University in Denver, Colo., and his bachelor's degree in exercise science from the University of Toledo (OH).

- Born in Saginaw, Mich., Cicinelli attended Swan Valley (MI) High School, and enjoys skiing, hiking and anything outdoors.
- Cicinelli, 32, and his wife, Lauren, reside in Atlanta.



NICK VALENCIA Major League Assistant Physical Therapist

- Nick Valencia is in his fifth season in the organization, including his third as the team's major league assistant physical therapist.
- Valencia has been with the Braves since March of 2017, when he worked as the team's rehab coordinator based out of the club's Florida facility in Lake Buena Vista.
- Prior to joining the Braves, Valencia worked three years at an orthopedic sports medicine clinic in Gilbert, Ariz... There he worked with numerous professional, college, and high school athletes.
- During the spring of 2016 and 2017, Valencia provided medical support for the Tijuana Toros of the Mexican League.
- While working at the sports medicine clinic in Arizona, from August of 2015 until leaving for the Braves, Valencia worked with Phoenix Allies for Community Health (PACH) to provide free primary healthcare to marginalized communities in the greater Phoenix area.

- Valencia is a board certified orthopedic clinical specialist... He completed his orthopedic physical therapy residency in 2015 at Foothills Sports Medicine Physical Therapy in Phoenix, Ariz.
- He received his doctor of physical therapy degree in 2013 from the University of Texas at El Paso, and his bachelor's of science degree in psychology from the University of Texas at Austin in 2010.
- The El Paso native, Valencia, 32, attended Socorro (TX) High School, and enjoys rock climbing, watching sports, and public speaking.



NATE LEET Massage Therapist

- The 2021 season is Nate Leet's first in the Braves organization.
- He also served as the head massage therapist for the Tampa Bay Rays for 14 seasons, 2004-17.
- Leet became a licensed massage therapist after graduating from the Suncoast School of Massage Therapy in Tampa, Fla. in 2002.
- Upon graduation, he served as a massage therapist for the National Football League's Tampa Bay Buccaneers for five years.

- Leet has also owned and operated spa therapy centers in the Tampa area.
- Leet has a business administration and management degree from Bryant University in Smithfield, R.I.



CLUBHOUSE STAFF

CALVIN MINASIAN **Director, Equipment & Clubhouse Services**

- Calvin Minasian is in his first season with the Braves organization...He got hired in December of 2020 as the director, equipment and clubhouse services.
- Minasian came to the Braves from the Washington Nationals...In 10 seasons with Washington, he split his time between the major and minor leagues, including most recently serving as the major/minor league clubhouse and equipment coordinator.
- Minasian got his start in baseball working for the Texas Rangers...His father, Zack, ran the Rangers clubhouse for over two decades as part of a 30-year career in professional baseball.
- Calvin's first job came as an eight-year-old Rangers' batboy...He steadily worked his way up, before becoming the assistant equipment manager for 12 seasons, 1998-2009.

- In between tenures with the Rangers and Nationals, Minasian served one season, 2010, in a scouting role with the Toronto Blue Jays.
- Minasian has a degree in finance from the University of Texas at Arlington.
- The Chicago native has three older brothers, two of whom are also with major-league teams...Perry is in his first season as the general manager of the Los Angeles Angels, after spending three seasons working in the Braves baseball operations department...Zack Jr. is an assistant general manager for the San Francisco Giants.
- Minasian, 39, and his wife, Hasmik, reside in Atlanta... The couple welcomed their first child, Archie, on November 9, 2020.



JIM LOVELL **Director of Team Travel**

- Jim Lovell is in his 37th year in the Braves organization, including his fourth as the club's director of team travel...He was named to the position in January of 2018.
- In his role, Lovell handles the major league team's travel, including all transportation and hotel logistics.
- Before becoming the director of team travel, Lovell served in athletic training roles, including most recently for 15 seasons as the Braves' assistant athletic trainer, 2003-17.
- Prior to joining the major league staff in 2003, he worked 18 seasons in Atlanta's minor league system.
- Lovell served as the Head Minor League Athletic Trainer, coordinating the minor league medical staff, and covered the Triple-A Richmond club from 1991 to 2002...He was the athletic trainer for the Triple-A All-Star Game in 1991.
- Lovell joined the Braves organization in 1985 and spent six years at Double-A Greenville, earning Southern League Trainer of the Year honors three times...He also served three seasons as the trainer for the Southern League All-Star Game.
- Until 1992, Lovell also spent his off seasons as a part of the football program at Auburn University.
- He served as the interim assistant trainer for the Major League club during the 1992 and 2000 seasons.

- Lovell joined the Major League club in September of 2002 and was named the full-time assistant trainer the following year.
- He was honored as the National League athletic trainer for the 2012 Major League Baseball All-Star Game in Kansas City...That season, Lovell and then head athletic trainer Jeff Porter were recognized by the Professional Baseball Athletic Trainers Society (PBATS) as the Major League Baseball Athletic Training Staff of the Year.
- Lovell holds a bachelor's degree in community health and a master's degree in exercise physiology...He is a licensed Emergency Medical Technician, and certified as an athletic trainer by the National Athletic Trainer's Association.
- An avid follower of Auburn football, Lovell is single and resides in Newnan, Ga...He enjoys golf, reading and listening to country-western music.



FRED STONE **Visiting Clubhouse Manager**

- The 2021 campaign is Fred Stone's 45th in the Braves organization, his 38th with the major league club and his fourth as visiting clubhouse manager.
- In addition to his duties in Atlanta, Stone also serves as the clubhouse manager for CoolToday Park in North Port, Fla.
- A native of Richmond, Va., Stone began his career in 1977 as a member of the grounds crew for the Triple-A Richmond Braves...He later became a clubhouse assistant and then served as clubhouse manager, as well as various other roles within the club.

- Stone graduated from Chickahominy Academy (VA) in 1982 and joined Atlanta's clubhouse staff in 1984.
- Stone, 57, resides in Woodstock, Ga...He enjoys golfing and is an avid NASCAR and hockey fan.



ERIC DURBAN **Assistant Equipment & Clubhouse Services Manager**

- Eric Durban is in his 16th season with the Braves organization, including his fifth as assistant equipment and clubhouse services manager.
- In his role, Durban assists with the day-to-day operations of the Braves' clubhouse, including the ordering and maintaining of equipment and clubhouse supplies...Additionally, he attends to the needs of the players, staff and umpires.
- He also assists with the annual moving of the team's equipment to their spring training complex in North Port, Fla.
- Durban, who joined the organization in 2006, has previously worked as a bat boy, and clubhouse assistant in a part-time/seasonal capacity in the home clubhouse.

- Born in Stone Mountain, Ga., Durban graduated from St. Louis University High School in St. Louis, Mo., and earned a bachelor's degree in Journalism from the University of Missouri.
- Durban, 33, and his wife, Savannah, reside in Smyrna, Ga. with their dog, Chloe.



CHRIS HUNTER **Assistant Equipment & Clubhouse Services Manager**

- Chris Hunter is in his 11th season with the Braves, including his fourth as assistant equipment and clubhouse services manager.
- In his role, Hunter assists with the day-to-day operation of the Braves' clubhouse, including ordering and stocking of equipment and clubhouse supplies, and attending to the needs of the players and staff.
- He also assists with the annual moving of the team's equipment to their spring training complex in North Port, Fla.
- Hunter, who joined the organization in 2011, previously served in a part-time/seasonal capacity in the home clubhouse.

- A native of Gwinnett, Ga., Hunter graduated from North Gwinnett High School and holds a bachelor's degree in sport management from the University of West Georgia.
- Hunter, 37, and his girlfriend, Brandi, reside in Woodstock, Ga. with their dog, Bailey.



ROB SMITH *Manager, Baseball Video Operations*



- Rob Smith is in his 27th season with the Braves and his seventh as manager, baseball video operations.
- Smith is responsible for overseeing the Braves' video and technology efforts at every level of the organization...At the major-league level, Smith is responsible for capturing video for coaching and scouting purposes, as well as pitch charting for every game...Smith also assists with the in-game instant replay process, providing technical support as needed.
- In addition, Smith assists the coaching staff with advance scouting and game-planning by providing supplemental statistical data and video.
- Smith is a founding member of the Professional Baseball Video Coordinators Association, a member of the MLB Video Committee and 2018 winner of the prestigious "Video Specialist of the Year" award as presented by the Cincinnati Reds visiting clubhouse staff.
- Smith is credited with creating and maintaining a digital library of complete Braves games dating to the 1984 season.
- Prior to his current role, Smith served 17 seasons as the club's major league video coordinator.
- Smith began with the Braves in 1995 as a game day employee in corporate sponsor hospitality.
- In 1996, he served as a customer service representative in the ticket sales department, and in the 1997 and 1998 seasons, he was a marketing representative and also worked part-time coordinating the Braves' video efforts.
- Born in Concord, N.H., Smith attended Lafayette High School in Williamsburg, Va...He graduated from the University of Kentucky in 1994 with a degree in sport management.
- Smith, 49, and his wife, Carmen, reside in Suwanee, Ga. with their son, Tyler.

GROUNDS CREW

ED MANGAN *Senior Director, Field Operations*



- Ed Mangan is in his 31st season in the Braves organization.
- When John Schuerholz became the Braves' general manager in October of 1990, Mangan was among the first people Schuerholz hired.
- Prior to his Braves tenure, Mangan served five years as the head groundskeeper at the Kansas City Royals' spring training complex Boardwalk & Baseball...During that time, Schuerholz was Kansas City's general manager.
- In his role, Mangan oversees all field duties at Truist Park and was the only field director the Braves used in their 20 years at Turner Field (1997-2016) and in their 22 springs at the Wide World of Sports Complex in Lake Buena Vista, Fla (1998-2019).
- Known as one of the best field directors in the game, Mangan also works with the NFL to prepare the practice facilities and main field for the Super Bowl... He has worked the Super Bowl for the last 32 years, including serving as the field director for the last 21.
- Following his duties with the Super Bowl, Mangan heads to Florida to oversee the preparations of the Braves' spring training complex in North Port.
- A native of Leonardo, N.J., Mangan attended Mater Dei High School in Middletown, N.J., and the University of Southwestern Louisiana.
- Mangan is a member of the Georgia Golf Course Superintendents Association and the Aircraft Owners and Pilots Association.
- Mangan, 60, and his wife, Janeen, reside in Alpharetta, Ga. with their four boys, Jake, Micky, Colby and Ty...He enjoys archery, aviation, hunting and fishing.

A full-page photograph of Freddie Freeman, a baseball player for the Atlanta Braves, celebrating a walk-off hit. He is wearing a white Braves home jersey with red and navy blue piping and the word "Braves" in red script across the chest. He has his arms raised in the air, and his mouth is open in a shout. The background is a bright, hazy sky, likely at sunset or sunrise. In the foreground, the blurred heads and shoulders of other players in Braves uniforms are visible.

PLAYER BIOS

1B Freddie Freeman reacts after hitting a walk-off single in Game 1 of the Wild Card Series against Cincinnati. Freeman was named the 2020 N.L. MVP, the seventh player in Braves history to receive the honor.

2021 ATLANTA BRAVES 40-MAN ROSTER

ALPHABETICAL

No.	Name, Position
13	ACUÑA JR., Ronald, OF
1	ALBIES, Ozzie, INF
34	ALMONTE, Abraham, OF
36	ANDERSON, Ian, RHP
72	ARANO, Víctor, RHP
17	CAMARGO, Johan, INF
59	CASTRO, José, Coach
60	CONTRERAS, William, C
16	d'ARNAUD, Travis, C
64	DAVIDSON, Tucker, LHP
75	DAYTON, Grant, LHP
69	DE LA CRUZ, Jasseel, RHP
26	ERVIN, Phillip, OF
57	FASANO, Sal, Coach
5	FREEMAN, Freddie, INF
58	FRENCH, Drew, Coach
54	FRIED, Max, LHP
38	HEREDIA, Guillermo, OF
11	INCIARTE, Ender, OF
12	JACKSON, Alex, C
77	JACKSON, Luke, RHP
10	JONES, Chipper, Coach
39	KRANITZ, Rick, Coach
24	LAMB, Jake, INF
66	MAGALLANES, Bobby, Coach
55	MARTIN, Chris, RHP
68	MATZEK, Tyler, LHP
33	MINTER, A.J., LHP
50	MORTON, Charlie, RHP
70	MULLER, Kyle, LHP
15	NEWCOMB, Sean, LHP
20	OZUNA, Marcell, OF
25	PACHE, Cristian, OF
27	RILEY, Austin, INF
28	SEITZER, Kevin, Coach
51	SMITH, Will, LHP
18	SMYLY, Drew, LHP
43	SNITKER, Brian, Manager
61	SOBOTKA, Chad, RHP
40	SOROKA, Mike, RHP
7	SWANSON, Dansby, INF
32	TOMLIN, Josh, RHP
62	TOUSSAINT, Touki, RHP
37	WASHINGTON, Ron, Coach
71	WEBB, Jacob, RHP
65	WEIGEL, Patrick, RHP
4	WEISS, Walt, Coach
46	WILSON, Bryce, RHP
30	WRIGHT, Kyle, RHP
73	YNOA, Huascar, RHP
2	YOUNG SR., Eric, Coach

AS OF 2/27/21

NUMERICAL

No.	Name, Position
1	ALBIES, Ozzie, INF
2	YOUNG SR., Eric, Coach
4	WEISS, Walt, Coach
5	FREEMAN, Freddie, INF
7	SWANSON, Dansby, INF
10	JONES, Chipper, Coach
11	INCIARTE, Ender, OF
12	JACKSON, Alex, C
13	ACUÑA JR., Ronald, OF
15	NEWCOMB, Sean, LHP
16	d'ARNAUD, Travis, C
17	CAMARGO, Johan, INF
18	SMYLY, Drew, LHP
20	OZUNA, Marcell, OF
24	LAMB, Jake, INF
25	PACHE, Cristian, OF
26	ERVIN, Phillip, OF
27	RILEY, Austin, INF
28	SEITZER, Kevin, Coach
30	WRIGHT, Kyle, RHP
32	TOMLIN, Josh, RHP
33	MINTER, A.J., LHP
34	ALMONTE, Abraham, OF
36	ANDERSON, Ian, RHP
37	WASHINGTON, Ron, Coach
38	HEREDIA, Guillermo, OF
39	KRANITZ, Rick, Coach
40	SOROKA, Mike, RHP
43	SNITKER, Brian, Manager
46	WILSON, Bryce, RHP
50	MORTON, Charlie, RHP
51	SMITH, Will, LHP
54	FRIED, Max, LHP
55	MARTIN, Chris, RHP
57	FASANO, Sal, Coach
58	FRENCH, Drew, Coach
59	CASTRO, José, Coach
60	CONTRERAS, William, C
61	SOBOTKA, Chad, RHP
62	TOUSSAINT, Touki, RHP
64	DAVIDSON, Tucker, LHP
65	WEIGEL, Patrick, RHP
66	MAGALLANES, Bobby, Coach
68	MATZEK, Tyler, LHP
69	DE LA CRUZ, Jasseel, RHP
70	MULLER, Kyle, LHP
71	WEBB, Jacob, RHP
72	ARANO, Víctor, RHP
73	YNOA, Huascar, RHP
75	DAYTON, Grant, LHP
77	JACKSON, Luke, RHP

POSITIONAL

MANAGER		
SNITKER, Brian		43
COACHES		
CASTRO, José		59
FASANO, Sal		57
FRENCH, Drew		58
JONES, Chipper		10
KRANITZ, Rick		39
MAGALLANES, Bobby		66
SEITZER, Kevin		28
WASHINGTON, Ron		37
WEISS, Walt		4
YOUNG SR., Eric		2
PITCHERS (24)		
No.	Name	B/T
36	ANDERSON, Ian	R/R
72	ARANO, Víctor	R/R
64	DAVIDSON, Tucker	L/L
75	DAYTON, Grant	L/L
69	DE LA CRUZ, Jasseel	R/R
54	FRIED, Max	L/L
77	JACKSON, Luke	R/R
55	MARTIN, Chris	R/R
68	MATZEK, Tyler	L/L
33	MINTER, A.J.	L/L
50	MORTON, Charlie	R/R
70	MULLER, Kyle	R/L
15	NEWCOMB, Sean	L/L
51	SMITH, Will	R/L
18	SMYLY, Drew	L/L
61	SOBOTKA, Chad	R/R
40	SOROKA, Mike	R/R
32	TOMLIN, Josh	R/R
62	TOUSSAINT, Touki	R/R
71	WEBB, Jacob	R/R
65	WEIGEL, Patrick	R/R
46	WILSON, Bryce	R/R
30	WRIGHT, Kyle	R/R
73	YNOA, Huascar	R/R
CATCHERS (3)		
No.	Name	B/T
60	CONTRERAS, William	R/R
16	d'ARNAUD, Travis	R/R
12	JACKSON, Alex	R/R
INFIELDERS (6)		
No.	Name	B/T
1	ALBIES, Ozzie	S/R
17	CAMARGO, Johan	S/R
5	FREEMAN, Freddie	L/R
24	LAMB, Jake	L/R
27	RILEY, Austin	R/R
7	SWANSON, Dansby	R/R
OUTFIELDERS (7)		
No.	Name	B/T
13	ACUÑA JR., Ronald	R/R
34	ALMONTE, Abraham	S/R
26	ERVIN, Phillip	R/R
38	HEREDIA, Guillermo	R/L
11	INCIARTE, Ender	L/L
20	OZUNA, Marcell	R/R
25	PACHE, Cristian	R/R

2021 ATLANTA BRAVES NON-ROSTER INVITEES

ALPHABETICAL

No.	Name, Position
23	ADRIANZA, Ehire, INF
85	ALEXANDER, CJ, INF
82	BALL, Bryce, INF
87	BROWN, Logan, C
78	BURROWS, Thomas, LHP
88	DEAN, Justin, OF
45	DEMERITTE, Travis, OF
56	EDWARDS JR., Carl, RHP
89	HARRIS II, Michael, OF
84	HARRIS, TREY, OF
91	HERNÁNDEZ, Daysbel, RHP
79	HOEKSTRA, Kurt, RHP
80	JOHNSTONE, Connor, RHP
49	JONES, Nate, RHP
53	KAZMAR JR., Sean, INF
90	KINGHAM, Nolan, RHP
22	KIPNIS, Jason, INF
86	LANGELIERS, Shea, C
76	MORALES, Jonathan, C
67	PFEIFER, Philip, LHP
48	SANDOVAL, Pablo, INF
83	SHEWMAKE, Braden, INF
94	TARNOK, Freddy, RHP
92	VODNIK, Victor, RHP
74	WATERS, Drew, OF
93	WOODS, William, RHP

NUMERICAL

No.	Name, Position
22	KIPNIS, Jason, INF
23	ADRIANZA, Ehire, INF
45	DEMERITTE, Travis, OF
48	SANDOVAL, Pablo, INF
49	JONES, Nate, RHP
53	KAZMAR JR., Sean, INF
56	EDWARDS JR., Carl, RHP
67	PFEIFER, Philip, LHP
74	WATERS, Drew, OF
76	MORALES, Jonathan, C
78	BURROWS, Thomas, LHP
79	HOEKSTRA, Kurt, RHP
80	JOHNSTONE, Connor, RHP
82	BALL, Bryce, INF
83	SHEWMAKE, Braden, INF
84	HARRIS, TREY, OF
85	ALEXANDER, CJ, INF
86	LANGELIERS, Shea, C
87	BROWN, Logan, C
88	DEAN, Justin, OF
89	HARRIS II, Michael, OF
90	KINGHAM, Nolan, RHP
91	HERNÁNDEZ, Daysbel, RHP
92	VODNIK, Victor, RHP
93	WOODS, William, RHP
94	TARNOK, Freddy, RHP

POSITIONAL

PITCHERS (11)

No.	Name	B/T
78	BURROWS, Thomas	L/L
56	EDWARDS JR., Carl	R/R
91	HERNÁNDEZ, Daysbel	R/R
79	HOEKSTRA, Kurt	L/R
80	JOHNSTONE, Connor	R/R
49	JONES, Nate	R/R
90	KINGHAM, Nolan	R/R
67	PFEIFER, Philip	L/L
94	TARNOK, Freddy	R/R
92	VODNIK, Victor	R/R
93	WOODS, William	R/R

CATCHERS (3)

No.	Name	B/T
87	BROWN, Logan	L/R
86	LANGELIERS, Shea	R/R
76	MORALES, Jonathan	R/R

INFIELDERS (7)

No.	Name	B/T
23	ADRIANZA, Ehire	S/R
85	ALEXANDER, CJ	L/R
82	BALL, Bryce	L/R
53	KAZMAR JR., Sean	R/R
22	KIPNIS, Jason	L/R
48	SANDOVAL, Pablo	S/R
83	SHEWMAKE, Braden	L/R

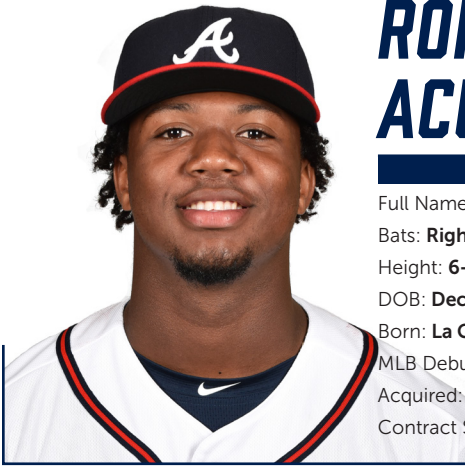
OUTFIELDERS (5)

No.	Name	B/T
88	DEAN, Justin	R/R
45	DEMERITTE, Travis	R/R
89	HARRIS II, Michael	L/L
84	HARRIS, Trey	R/R
74	WATERS, Drew	S/R

PRONUNCIATION GUIDE

Ronald Acuña Jr. (ah-CUHN-ya)
Ehire Adriaanza (EH-dey a-dree-AHN-sah)
Ozzie Albies (ALL-bees)
Victor Arano (ah-RAH-no)
Johan Camargo (YO-hahn)
Travis d'Arnaud (dar-NO)
Travis Demeritte (duh-MARE-it)
Jasseel De La Cruz (jah-SEAL)
Max Fried (FREED)
Daysbel Hernández (her-NAN-dez)

Kurt Hoekstra (HOOK-strah)
Ender Inciarte (in-see-ARE-tay)
Shea Langeliers (shay lang-uh-LEERS)
Cristian Pache (PAH-chay)
Chad Sobotka (so-BOT-kah)
Mike Soroka (suh-ROW-kah)
Touki Toussaint (TWO-key TWO-sahnt)
Patrick Weigel (WHY-gull)
Huascar Ynoa (wah-SCAR ee-NO-uh)



RONALD ACUÑA JR.

13

OUTFIELDER

Full Name: **Ronald José Acuña Jr.**

Bats: **Right**

Throws: **Right**

Height: **6-0**

Weight: **205**

DOB: **December 18, 1997**

Opening Day Age: **23**

Born: **La Guaira, Venezuela**

Resides: **Vargas, Venezuela**

MLB Debut: **April 25, 2018**

MLB Service Time: **2.159**

Acquired: **Signed as a non-drafted free agent, July 2, 2014**

Contract Status: **Signed through 2026 (options for 2027 & 2028)**

2020

- Awards:** Louisville Slugger Silver Slugger (OF), Second Team All-MLB (OF), Luis Aparicio Award.
 - A* The Luis Aparicio Award is given annually to the best performance in a season by a Venezuelan-born major-league player... The award is voted on by Venezuelan and international Spanish-speaking members of the media that cover baseball...Acuña Jr. was the co-winner of this award in 2018 w/ Milwaukee's Jesús Aguilar.
- N.L. Ranks:** AB/HR (11.43, 1st), OPS (.987, 5th), on-base % (.406, 7th), slugging % (.581, 8th), walks (38, T6th).
- Was one of three Rawlings Gold Glove finalists for N.L. centerfielders...Had no errors in 61 total chances, across 215.0 innings in 34 games (30 starts).
 - A* Also appeared in 28 games (16 starts) in right field and had no errors in 41 total chances at that position...Was worth 0.4 defensive bWAR and has 1.3 total defensive bWAR in his three-year career.
- Hit four leadoff home runs, batting out of the leadoff spot in all 46 games he started...Only the Yankees' DJ LeMahieu had more such homers (5).
 - A* Has a franchise-record 19 leadoff homers in his career...Felipe Alou held the previous record with 17, doing so in 633 games leading off...Acuña Jr. broke the record, hitting his 18th leadoff homer on 9/5 vs. Washington in his 210th game atop the Braves lineup...That was his 293rd career game, and no player in major-league history had more leadoff homers through their first 300 career games.

CAREER HIGHS

Most Runs

4, 3x, last: 9/9/20, ATL vs. MIA

Most Hits

4, 4x, last: 8/9/20[2], ATL at PHI

Most Doubles

2, 4/29/18, ATL at PHI

Most Triples

1, 6x, last: 9/3/19, ATL vs. TOR

Most Home Runs

2, 5x, last: 9/4/20[1], ATL vs. WSH

Most RBI

5, 9/9/20, ATL vs. MIA

Most Walks

3, 6x, last: 9/19/20, ATL at NYM

Most Stolen Bases

2, 8x, last: 9/7/20, ATL vs. MIA

Longest Hitting Streak

11 games, 8/8/18-8/18/18

- A* It was Acuña Jr.'s third major-league season...That is also the most leadoff homers through a player's first three seasons in history...Barry Bonds held the previous record, hitting 16 in his first three seasons (1986-88).

• One of his leadoff home runs came on 8/26 in Game 1 of a doubleheader against the Yankees...He took Gerrit Cole deep, hitting a homer that traveled a projected 473 feet, the second longest of his career, and the second longest by a Braves player in the Statcast era (since '15).

• His only longer career home run was another leadoff homer, on 9/25 off Boston's Chris Mazza...It went to the back row of the left-field bleachers, traveling a projected 495 feet, the longest homer in the majors in 2020 and the farthest homer ever hit at Truist Park...There have been just four longer homers since Statcast was introduced – Nomar Mazara, 505 feet in 2019, Giancarlo Stanton, 504 feet in 2016, Aaron Judge, 496 feet in 2017 and Miguel Sanó, 496 feet in 2019.

• Half of his home runs (7) came in six doubleheader games...He twice hit three home runs in a doubleheader, doing so on 8/9 at Philadelphia and 9/4 vs. Washington...He is first Braves player to hit three homers in a doubleheader twice in a season since Joe Torre in 1965 and 1967.

• Before Acuña Jr., the last Braves player with three home runs in a doubleheader was OF David Justice on 8/7/90 vs. San Diego...Justice hit a solo homer in game one, before going 4-for-4 with two homers in the nightcap...Justice also hit two more home runs the following day...Acuña Jr. has now homered in both ends of a doubleheader three times in his career (also, 8/13/18 against Miami).

• Featured among his 14 home runs were his 70th and 80th career homers...His 70th came in Game 2 of a doubleheader on 8/9 at the Phillies, in his 248th career game...He became the third quickest player to 70 home runs by games played in franchise history, trailing Bob Horner (260 games) and Eddie Mathews (283).

• He hit his 80th homer on 9/20 at New York-NL, in his 307th game...Only six players in the history of the game reached that total in fewer games played (Joe DiMaggio, Bob Horner, Ryan Howard, Aaron Judge, Chuck Klein and Gary Sánchez).

- Drew 38 walks, tied for the sixth most in the N.L., despite playing in fewer games than everyone ahead of him on that list...Acuña had 23 walks in September, the fourth most in the league.

• His 18.8% walk rate was fourth in the majors, trailing Washington's Juan Soto (20.9%), Philadelphia's Bryce Harper (20.1%) and New York-AL's Aaron Hicks (19.4%)...This total was nearly double his previous career best (10.6% in 2019).

• Drew a walk in a career-most six straight games, from 8/2-8.

- Reached base safely four or more times in five games this season, one off the major-league lead held by four players including teammate Freddie Freeman...Since his debut year in 2018, he has reached safely in a game at least four times on 35 occasions.
- Played in his 300th career game on 9/12 at Washington...Had 78 home runs and 58 stolen bases at the time of the game...Is the only player in major-league history to reach 75 home runs and 50 stolen bases by his 300th career game.
- Had career bests in average exit velocity (92.4) and hard-hit rate (57.0%), the latter of which was fourth in the majors, trailing just Fernando Tatis Jr (62.2%), Travis d'Arnaud (57.8%) and Miguel Sanó (57.3%).
- In the Braves' record-setting 29-9 win over Miami on 9/9, had a single, double, home run, three walks and drove in a single-game career-best five...Became just the fourth player in the N.L. since 1901 to record at least three hits, three walks and five RBI in a game, and the first to do so since Cincinnati's Sean Casey on 5/19/99 at Colorado (4 H, 3 BB, 6 RBI, 5 R).
- Missed 10 games with left wrist inflammation...Was sidelined from 8/12-25...The Braves were just 5-5 (.500) in those games...Conversely, Atlanta went 30-20 (.667) in all other games.
- Made his second career Opening Day start...At 22, became the youngest Braves OF to start consecutive Opening Day games since Andruw Jones, who started three straight from 1997-99 (Age 19-21).

2020 POSTSEASON

- In 12 postseason games, hit .217/.333/.370 (10-for-46) with four doubles, one home run, three RBI, seven walks and 10 runs scored.
 - His four doubles were the most by a Braves outfielder in a single postseason.
 - Started Atlanta's first six games in center field and the club's final six games in right field.

- His only home run led off Game 1 of the Division Series, off Miami's Sandy Alcantara...At 22 years, 293 days, became the youngest player in baseball history to hit a leadoff homer in a postseason game.

A It was the fourth such homer in Braves postseason history...Bill Bruton first did so in Game 2 of the 1958 World Series, and it was later matched by Marquis Grissom in Game 2 of the 1995 Division Series and Marcus Giles in Game 2 of the 2001 League Championship Series.

A Acuña Jr. was the first Atlanta player to step to the plate in the series...He is the 13th player in history to start a postseason series with a home run in the team's first plate appearance...The last player to do so was Tampa Bay's Yandy Diaz in the 2019 A.L. Wild Card Game.

- Went 6-for-15 (.400) with three extra-base hits (2 2B, 1 HR) in the first three games...Over the last nine contests, had just four hits in 31 at-bats (.129) with two extra-base hits, both doubles, and one RBI.

A Played through lingering left wrist soreness.

MAJOR LEAGUE NOTES

- **Awards:** N.L. All-Star (2019), Louisville Slugger Silver Slugger (2x, 2018, '19; OF), All-MLB Second Team (2x, 2019, '20; OF), BBWAA N.L. Rookie of the Year (2018), N.L. Rookie of the Month (8/18), N.L. Player of the Week (2x, 8/19/18, 4/14/19).

A Selected to his first career All-Star Game in 2019 and started in center field for the National League...He was 21 years, 203 days old on the day of the game, making him the youngest Braves player to start an All-Star Game and the third youngest player in franchise history to earn a selection (Hank Aaron in 1955 and Ozzie Albies in 2018).

A Also participated in the T-Mobile Home Run Derby that week...Defeated Pittsburgh's Josh Bell in the first round, hitting 25 home runs to Bell's 18...Lost in the second round to eventual champion Pete Alonso...The first baseman hit 20 home runs, while Acuña hit 19.

A Has won Louisville Slugger Silver Slugger awards each of the last two seasons as one of three N.L. outfielders...His first such award, in 2019, came at age 21, becoming the youngest Braves player to win a Silver Slugger.

A He is one of three National Leaguers in history to win that award in their age 21 season or younger, joining St. Louis 3B Albert Pujols (2001 as a 21-year-old) and Los Angeles P Fernando Valenzuela (1981 as a 20-year-old).

A Braves 2B Ozzie Albies, 22, also received a Silver Slugger in 2019...Acuña Jr. and Albies are the first teammates in major-league history age 22 or younger to win Silver Sluggers in the same season.

A Was the eighth Braves player to win a N.L. Jackie Robinson Rookie of the Year award, capturing 27-of-30 first-place votes from the Baseball Writers' Association of America (BBWAA) in 2018...RH Craig Kimbrel was the last Atlanta player to receive the award (2011).

A In August 2018, named the N.L. Rookie of the Month after becoming the first N.L. rookie over the previous 110 seasons to collect at least 39 hits and 11 home runs in a calendar month...Hit .336/.405/.698 (39-for-116) with 11 home runs, 21 RBI and six stolen bases in 30 games.

- Has 81 career home runs in his first 313 career games...Only five players in history have more through their first 313 major-league games...Ryan Howard had a record 95 through this period, while Gary Sánchez had 91, Aaron Judge and Bob Horner had 87 and Chuck Klein had 83...Hall-of-Famer Joe DiMaggio also had 81.

A His 81 homers are the 16th most in history for any player prior to turning 23...Of the 15 players ahead of him, Acuña Jr.'s 1,404 plate appearances are easily the fewest...In fact, Giancarlo Stanton (1,498) is the only other player on that list with fewer than 1,800 plate appearances.

A In 2019, his first full season, became just the third player in baseball history to hit 40 home runs in a single season prior to his 22nd birthday, joining two Hall of Famers in Eddie Mathews, who hit 47 in 1953 as a 21-year-old, and Mel Ott, who had 42 as a 20-year-old in 1929...Only Ott was younger at the time of his 40th...Acuña Jr. was 21 years, 275 days when he hit his 40th on 9/19 against Philadelphia, while Mathews hit his when he was 21 years, 316 days...Acuña Jr. was the 12th Braves player (23rd overall) to hit 40 homers in a season.

- A* In 2018, his rookie season, became just the fifth player in baseball history to reach 26 homers in a season prior to his 21st birthday, joining Mel Ott (42 in 1929), Frank Robinson (34 in 1956), Tony Conigliaro (32 in 1965) and Al Kaline (27 in 1955).
- A* Is one of 17 players in the modern era with two 20-homer seasons before his 22nd birthday...Of the 16 prior, seven hit 500 home runs (Mel Ott, Ted Williams, Mickey Mantle, Eddie Mathews, Frank Robinson, Ken Griffey Jr. and Alex Rodríguez), while eight are in the National Baseball Hall of Fame (Ott, Williams, Mantle, Mathews, Robinson, Griffey Jr., Al Kaline and Orlando Cepeda).
- A* Hit his 50th career home run on 7/21/19 against Washington...He was 21 years, 215 days old at the time of the homer, the fourth youngest player in baseball history to reach that milestone...The three younger were Mel Ott, Tony Conigliaro and fellow Braves outfielder Andruw Jones.
- A* Hit his 60th career home run on 8/13/19, becoming the sixth player in baseball history to hit that many home runs prior to turning 22...He joined Mel Ott (86), Tony Conigliaro (84), Eddie Mathews (72), Frank Robinson (60) and Ken Griffey Jr. (60).
- A* Has twice homered in at least four straight games...Is the only player in history to have two home run streaks of at least four games before his 22nd birthday...He first did so in five straight, from 8/11-14/18, to tie the franchise modern-era record for most consecutive games with a homer... He also did so from 8/6-9/19, when he homered in four straight.
- Has a Braves franchise-record 19 leadoff home runs...Over the last three seasons, only OF George Springer (21) has more such homers.
 - A* Hit eight leadoff home runs in 2019 to set the franchise single-season record, passing the previous mark of seven, set by Marquis Grissom in 1996...Had seven the year prior, 2018, the second most in the N.L. that season behind L.A.'s Joc Pederson (9)...Playing those seasons at ages 20 and 21, his 15 leadoff homers between the seasons were 10 more than any other player in history before turning 22...Mike Trout had five.
- A* Hit a leadoff homer in three straight games, all against Miami in August 2018... He is only the second player with as long of a streak in baseball's modern era (since 1900)...Baltimore's Brady Anderson holds the major-league record, doing so in four consecutive games from 4/18-21/96... Acuña Jr.'s streak ended on 8/15, after he was hit with the first pitch by the Marlins' José Ureña.
- A* That streak began on 8/13, when he hit leadoff homers in both ends of a doubleheader...He is only the fourth player in history to accomplish that, including the first in the National League... The others to do so were Anderson and Hall-of-Famers Rickey Henderson (1993) and Harry Hooper (1913).
- In 231 career games hitting out of the No. 1 spot of the lineup, has batted .289/.385/.568 (264-for-914) with 67 home runs and a 148 wRC+...Only George Springer (75) and Francisco Lindor (70) have more homers out of the No. 1 spot since 2018, while just Mookie Betts has a higher wRC+ (160; min. 1,000 PAs).
 - A* Began the 2019 season primarily hitting out of the No. 4 spot...Permanently moved to the leadoff spot on 5/10, where he hit out of the rest of the season and all of 2020.
 - A* Had 34 home runs and 78 RBI from the spot of the lineup in 2019, franchise single-season records hitting first.
 - A* Led off in the starting lineup for the first time in his career on 7/20/18 at Washington in the first game out of the All-Star break...Went 3-for-4, while hitting a home run and robbing one in the fifth inning...Also stole two bases, and at 20 years, 214 days, became the youngest player in baseball's modern era (since 1900) to homer and steal two bases in the same game.
- Has started each of Atlanta's 21 postseason games since his debut (11 in CF, 6 in RF and 4 in LF)...Has hit .263/.372/.500 with eight doubles, one triple, three homers and nine RBI.
 - A* His 12 extra-base hits are the most such hits by any player in postseason history before their 23rd birthday.
 - A* His eight doubles are two off the major-league record for most such hits in a player's first 21 postseason games... Milwaukee's Ryan Braun had a record 10, while five others had nine.

• *A* Has three games with three or more hits, which is tied with fellow Braves OF Andruw Jones for the most such postseason games prior to turning 23.

• *A* Had a postseason career-best four hits in Game 4 of the 2019 Division Series at St. Louis, the most by an Atlanta player in a playoff game since Bret Boone, who also had four in Game 3 of the 1999 World Series.

• *A* Became the youngest player in baseball history to hit a grand slam in a postseason game, when he did so at age 20 in Game 3 of the 2018 NLDS vs. Los Angeles... It came on a 3-1, second-inning pitch from RH Walker Buehler...21-year-old Yankees OF Mickey Mantle was previously the youngest (Game 5 of the 1953 World Series)...Acuña Jr.'s slam was the seventh in Braves postseason history and the first since Adam LaRoche hit one in Game 4 of the 2005 NLDS at Houston...It also marked the first slam of Acuña Jr.'s career.

• Has two career game-ending hits, both of which came in August 2019.

• *A* On 8/3 against Cincinnati, with the game tied at four in the bottom of the 10th inning, drilled a walk-off single off RH Robert Stephenson.

• *A* Three weeks later, on 8/22 against Miami, singled off RH Ryne Stanek to score Adeiny Hechavarría in the bottom of the ninth inning...Atlanta won, 3-2.

• In his first full major-league season, 2019, hit a team-most 41 home runs and stole a N.L.-most 37 bases, becoming one of five players in baseball history to reach those numbers in a season...The four others are José Canseco (42 HR, 40 SB in 1988), Barry Bonds (42 HR, 40 SB in 1996), Alex Rodríguez (42 HR, 46 SB in 1998) and Alfonso Soriano (46 HR, 41 SB in 2006)...Acuña Jr. is the youngest of that group.

• *A* Playing the season at age 21, became the second player in baseball history to have at least 30 home runs and 30 stolen bases in a season prior to his 22nd birthday... The only other player to do so was Mike Trout, who had 30 home runs and 49 stolen bases as a 20-year-old in 2012... Only three other Braves have gone 30/30 at any age (Ron Gant, 1990 and 1991; Dale Murphy, 1983; Hank Aaron, 1963)... Reached the 30/30 mark in Atlanta's 130th game, the quickest a Braves player has ever accomplished the feat.

• *A* Is the 11th player in Braves history with at least 20 home runs and 20 stolen bases in a season, and the first since 2012, when OF Jason Heyward had 27 homers and 21 steals.

• *A* Also had 26 home runs and 16 stolen bases in 2018...He is the sixth player in baseball history, and the first since Mike Trout in 2012 and 2013, with two 20-homer/15-steal seasons prior to his 22nd birthday.

• Also led the N.L. in 2019 in runs scored with 127...That is tied for third most in a single season in franchise modern-era history (since 1900), trailing Dale Murphy (131 in 1983) and Rafael Furcal (130 in 2003)...Hank Aaron also scored 127 in 1962...Acuña Jr. was the first Braves player to lead the N.L. in runs scored since 1985, when Dale Murphy scored 118.

• Also finished that season, 2019, with 101 RBI... He reached the 100-RBI mark at 21 years, 276 days, the 14th-youngest player in baseball history to reach 100 RBI in a season...Hall-of-Famers Al Kaline and Mel Ott each had two of these seasons.

• Had a career-best 32-game on-base streak, from 6/19-7/28/19, hitting .290/.388/.496 over the stretch with eight home runs and 15 RBI.

• Made his major-league debut on 4/25/18 at Cincinnati, at 20 years, 128 days...He became the youngest position player to debut for Atlanta since Wilson Betemit in 2001 (19 years, 320 days)...Entered the season as MLB.com's overall No. 2 prospect.

• *A* Hit his first career homer in his second game, off the Reds' Homer Bailey...At 20 years, 129 days, was the youngest player to homer for the Braves since Andruw Jones, who also did so against Cincinnati in 1997 (20 years, 122 days).

• *A* 2B Ozzie Albies (21 years, 110 days) also homered in the game...By combined age, Albies and Acuña Jr. were 41 years, 238 days old...The last major league duo younger by combined age to homer in the same game was Ricky Seilheimer (19 years, 331 days) and Harold Baines (21 years, 133 days) for the White Sox on 7/26/80...Seilheimer and Baines were 41 years, 99 days.

• Hit a two-run homer in the 11th inning on 7/3/18 at New York-AL to give Atlanta the 5-3 win... With his game-winning homer, became the only player to hit a game-winning extra-inning home run at Yankee Stadium prior to his 21st birthday.

- Following his rookie season in 2018, was named to the MLB team that played in the 2018 Japan All-Star Series in November...Played in five games and went 5-for-24 (.208) with a home run.
- Has been on the injured list twice in his major-league career...In addition to missing time in 2020, also was sidelined for a month in 2018 with a mild ACL sprain in his left knee, a left knee contusion and a lower back contusion...Suffered the injury running to first base on 5/27 at Boston.
- On 4/2/19, signed an eight-year, \$100 million contract extension that will keep him under control through the 2026 season...The deal contains club options for 2027 and 2028.
 - At 21, was the youngest player in major-league history to sign a \$100 million contract.
 - He had accrued 165 days of major-league service at the time of the extension...The deal is the largest in history for a player under club control with as little major-league service as Acuña Jr.
 - The contract is the second largest in franchise history, trailing the eight-year, \$135 million deal signed by 1B Freddie Freeman in 2014.
- Following the season, became the youngest player to be named the Arizona Fall League MVP...Appeared in 23 games with the Peoria Javelinas and batted .325/.414/.639 (27-for-83) with a league-best seven home runs, 12 extra-base hits, 53 total bases and 22 runs scored...Also selected to the AFL's Rising Stars and All-Prospect teams.
- In 2016, his second professional season, helped Single-A Rome win the South Atlantic League Championship after recording three extra-base hits and driving in three in seven postseason games.
 - Missed over three months of the regular season with a thumb injury.

PERSONAL

- His brother, Luisangel, is an infielder in the Texas Rangers organization...Luisangel, born in March 2002, completed his first professional season in 2019, earning *Baseball America* DSL All-Star honors.
- His father, Ron, was an outfielder in the minor leagues for three different organizations (New York-NL from 1999-2004, Toronto in 2005 and Milwaukee in 2006).
- His grandfather, Rosmaldo "Romo" Blanco, was a pitcher in Houston's system.

TRANSACTIONS

- Signed by the Atlanta Braves as a non-drafted free agent on July 2, 2014...Signed by Rolando Petít.
- On Atlanta's disabled list (left knee sprain and lower back contusion) from May 28 to June 28, 2018; included a rehabilitation assignment with Gwinnett (AAA).
- Signed by the Atlanta Braves to an eight-year contract extension through the 2026 season, with club options for 2027 and 2028, on April 2, 2019.
- On Atlanta's injured list (left wrist inflammation) from August 12 to August 25, 2020.

MINOR LEAGUE NOTES

- Entered the 2018 season as the No. 2 overall prospect at MLB.com...Played in 17 games with Triple-A Gwinnett before having his contract selected and making his major-league debut on 4/25.
- Named *Baseball America* and USA Today's Minor League Player of the Year in 2017...Also tabbed by MLB.com as the Hitting Prospect of the Year and by the Braves as the organizational Player of the Year...At age 19, played across three levels of Atlanta's farm system, hitting a combined .325/.374/.522 with a minor-league-best 181 hits in 139 games.
 - Began the season with High-A Florida, before earning promotions to Double-A Mississippi and Triple-A Gwinnett...Was a Mid-Season All-Star with the M-Braves, and was MiLB's International League Player of the Month for August with the Stripers...From his arrival in Gwinnett on 7/13 through the end of the season, ranked among International League leaders in runs (38, 1st), hits (76, 1st), stolen bases (11, 4th) and RBI (33, T4th).
 - Played for the World Team in the SiriusXM All-Star Futures Game at Marlins Park in Miami...Started in center field.



COMPLETE RECORD

Year	Club	AVG	G	AB	R	H	2B	3B	HR	RBI	SH	SF	HP	BB	SO	SB-CS	OBP	SLG	E
2015	GCL Braves	.258	37	132	31	34	9	2	3	11	0	0	7	18	23	11-3	.376	.424	2
	Danville	.290	18	69	10	20	5	2	1	7	0	0	1	10	19	5-1	.388	.464	0
2016	Rome	.311	40	148	27	46	2	2	4	18	3	1	1	18	28	14-7	.387	.432	0
	GCL Braves	.333	2	6	1	2	0	0	0	1	0	0	1	1	1	0-0	.500	.333	0
2017	Florida	.287	28	115	21	33	3	5	3	19	1	1	1	8	40	14-3	.336	.478	2
	Mississippi	.326	57	221	29	72	14	1	9	30	0	3	1	18	56	19-11	.374	.520	6
2018	Gwinnett	.344	54	221	38	76	14	2	9	33	1	2	2	17	48	11-6	.393	.548	1
	Gwinnett	.211	23	90	9	19	2	0	1	3	0	0	0	11	25	5-1	.297	.267	1
2019	Atlanta	.293	111	433	78	127	26	4	26	64	0	3	6	45	123	16-5	.366	.552	5
	Atlanta	.280	156	626	127	175	22	2	41	101	0	1	9	76	188	37-9	.365	.518	3
2020	Atlanta	.250	46	160	46	40	11	0	14	29	0	0	4	38	60	8-1	.406	.581	0
Minor Totals		.301	259	1002	166	302	49	14	30	122	5	7	14	101	240	79-32	.371	.468	8
Major Totals		.281	313	1219	251	342	59	6	81	194	0	4	19	159	371	61-15	.371	.538	8

Bold indicates led league

WILD CARD RECORD

Year	Club, Opp.	AVG	G	AB	R	H	2B	3B	HR	RBI	SH	SF	HP	BB	SO	SB	CS	E
2020	Atl. vs. Cin.	.364	2	11	0	4	2	0	0	1	0	0	0	0	4	1	0	0

DIVISION SERIES RECORD

Year	Club, Opp.	AVG	G	AB	R	H	2B	3B	HR	RBI	SH	SF	HP	BB	SO	SB	CS	E
2018	Atl. vs. LAD	.188	4	16	1	3	1	0	1	4	0	0	0	1	5	0	1	1
2019	Atl. vs. Stl.	.444	5	18	1	8	3	1	1	2	0	0	1	4	5	0	1	0
2020	Atl. vs. Mia.	.182	3	11	4	2	0	0	1	1	0	0	1	2	7	1	0	0
D.S. Totals		.289	12	45	6	13	4	1	3	7	0	0	2	7	17	1	2	1

CHAMPIONSHIP SERIES RECORD

Year	Club, Opp.	AVG	G	AB	R	H	2B	3B	HR	RBI	SH	SF	HP	BB	SO	SB	CS	E
2020	Atl. vs. LAD	.167	7	24	6	4	2	0	0	1	0	0	0	5	6	1	0	0

ALL-STAR GAME RECORD

Year	Club, Site	AVG	G	AB	R	H	2B	3B	HR	RBI	SH	SF	HP	BB	SO	SB	CS	E
2019	N.L., Cle	.000	1	2	0	0	0	0	0	0	0	0	0	0	2	0	0	0

MAJOR LEAGUE FIELDING RECORD

Position	PCT	G	PO	A	E	TC	DP
Left Field	.979	147	223	5	5	233	1
Center Field	.990	147	295	4	3	302	0
Right Field	1.000	66	93	4	0	97	0



NON-ROSTER INVITEE

EHIRE ADRIANZA

23

INFIELDER

Full Name: **Ehire Enrique Adrianza Palma**Bats: **Switch**Throws: **Right**Height: **6-1**Weight: **195**DOB: **August 21, 1989**Opening Day Age: **31**Born: **Guarenas, Venezuela**Resides: **Miami, FL**MLB Debut: **September 8, 2013** MLB Service Time: **6.131**Acquired: **Signed to a minor-league contract, January 26, 2021**Contract Status: **Signed through 2021**

2020

- In his eighth major-league season, played in 44 games with Minnesota and hit .191/.287/.270 (17-for-89) with seven doubles, three RBI and 10 runs scored...Spent the entire season with the major-league club.
- The switch-hitter batted .212/.281/.288 (11-for-52) with four doubles as a left-handed hitter... Despite going just 6-for-37 (.162) as a right-handed batter, he posted a higher on-base percentage (.295) from that side.
- Walked 11 times in 101 plate appearances... His 10.9% walk rate was the second highest of his career...Drew a walk in 11.2% of his plate appearances in 2015 with the Giants.
- Made 24 defensive appearances at four different positions...Spent the majority of his time at third base (23 games, 14 starts)...Also saw time at shortstop (9 games, 7 starts) and second base (5 games, 3 starts).
 - *A* Made his second career relief appearance, allowing one run in 1.0 inning on 8/19 vs. Milwaukee (1 H; Hiura HR).
- Became the first No. 9 hitter in Twins/Senators history with three walks and one extra-base hit in a game...On 9/14 at Chicago-AL, went 1-for-1 with a double and three walks...Started at second base.
- Made his fourth career Opening Day roster, including his third consecutive with Minnesota (also: 2014, 2018, 2019).

MAJOR LEAGUE NOTES

- Has played in 465 major-league games in parts of eight seasons, hitting .244/.310/.360 (263-for-1,079) with 63 doubles, seven triples, 16 home runs, 114 RBI and 143 runs scored.

CAREER HIGHS

Most Runs

3, 2x, last: 9/19/18, MIN at DET

Most Hits

4, 6/27/18, MIN at CWS

Most Doubles

2, 4x, last: 9/21/18, MIN at OAK

Most Triples

2, 8/30/17, MIN vs. CWS

Most Home Runs

1, 16x, last: 9/2/19, MIN at DET

Most RBI

4, 3x, last: 5/25/19, MIN vs. CWS

Most Walks

3, 2x, last: 9/14/20, MIN at CWS

Most Stolen Bases

3, 6/21/17, MIN vs. CWS

Longest Hitting Streak

8 games, 9/15-25/18

- *A* Has appeared for two teams, spending his first four seasons with San Francisco (2013-16) and his last four with Minnesota (2017-20)...Signed by the Giants as a non-drafted free agent in 2006.

• **A** Has been claimed off waivers twice in his career, coming in a one-week span in 2017...After getting designated for assignment by the Giants, got claimed by Milwaukee on 1/31...Two days later, got designated by the Brewers and claimed by the Twins.

• Defensively, has played seven positions, with the majority of it being spent on the left side of the infield...Has appeared in 172 games (137 starts) at shortstop, 95 games (62 starts) at third base, 78 games at second base (48 starts), 35 games (17 starts) at first base, 23 games (11 starts) in left field and six games (5 starts) in right field...Has also made two relief appearances (2.0 IP, 4 R).

• As a right-handed batter in his career, has hit .256/.322/.372 (86-for-336)...Conversely, from the left side of the plate, has batted .238/.305/.356 (177-for-743)...Of his 1,220 plate appearances, 842 have come as a right-hander (69.0%).

• **A** Has walked more frequently as a righty (7.9% vs. 7.6%) and struck out less frequently as a lefty (18.6% vs. 19.3%).

• In 94 career plate appearances as a pinch-hitter, has hit .226 (19-for-84) with seven doubles and one triple...Has drawn four walks in this role, reaching base at a .270 clip.

• Has appeared in one postseason game in his career...Struck out as a pinch hitter in the 2017 A.L. Wild Card Game against New York.

• **A** Also made Minnesota's 2019 ALDS roster vs. the Yankees and the club's 2020 A.L. Wild Card Series Roster vs. Houston.

• Has no career game-ending RBI.

• Set single-season career highs in 2018 in games played (114), hits (84), doubles (23), home runs (6), RBI (39), walks (24) and runs scored (42).

• In the final game of the Twins' 2019 season, served as "acting" manager at Kansas City...Adrianza, who was injured, asked manager Rocco Baldelli to manage...Minnesota lost, 5-4.

• Hit his only career grand slam on 6/12/18 at Detroit...With the Twins down 2-1 in the seventh inning, took Tigers RH Warwick Saupold deep...Minnesota would go on to win, 6-4.

• On 7/22/14, as a member of the Giants, at Philadelphia, he had seven at-bats in a game he did not start...That matched the all-time Giants' record with Art Fletcher, who accomplished the feat in 1909 (7/26).

• **A** Adrianza entered the game at second base in the bottom of the second inning in place of Joe Panik, who suffered an injury...The game lasted 14 innings.

• Made his major-league debut as a September call-up in 2013...On 9/8 vs. Arizona, entered the game as a pinch-runner in the 11th inning and scored the game-winning run...Became the 300th Venezuelan-born player to appear in the major leagues.

• **A** Recorded his first hit on 9/14 at Los Angeles-NL, doubling off Brandon League.

• **A** Hit his first home run on 9/22 at New York-AL, a solo shot off Andy Pettitte.

• Has been on the injured list seven times in his major-league career...Most significantly, was sidelined nearly four months, and 95 games, in 2016 with a fractured left middle toe...Suffered the injury after fouling a ball off his back foot.

• **A** Has also missed time with hamstring injuries, on three separate occurrences, and twice because of abdominal issues and once because of an oblique strain.

• **A** Underwent left shoulder surgery following the 2018 season...On 10/9, had a torn labrum repaired.

MINOR LEAGUE NOTES

• Has played in 788 minor-league games since signing with the Giants in 2006...Has batted .254/.338/.356 (712-for-2,799) in those games with 149 doubles, 27 triples, 27 home runs and 269 RBI.

• **A** Has not played in a minor-league game since a rehab assignment in 2017.

• **A** Has appeared at four positions defensively, including in 754 games at shortstop (729 starts)...Has also played nine games (all starts) at third base, seven games at second base (six starts) and four games (all starts) in left field.

• Played in 124 games with High-A San Jose in 2010...Rated by *Baseball America* as the "Best Defensive Infielder" in San Francisco's organization that season...Also named Single-A Defensive Player of the Year.

• **A** Posted single-season career bests that season in hits (114), runs scored (70) and stolen bases (33).

• Limited to a single-season career-low 18 games in 2008 because of a broken foot.

• **A** Split the campaign between the AZL Giants, Single-A Salem Keizer and Triple-A Fresno.

PERSONAL

- Name is pronounced AY-rah ah-dree-AHN-zuh.
- Is the godson of former major league player and manager Ozzie Guillen...Adrianza has worn No. 13 in his career to honor Guillen.
- Married his childhood sweetheart, Vielimar, in 2011...The couple has one daughter, Ehimar.

TRANSACTIONS

- Signed by the San Francisco Giants as a non-drafted free agent on April 26, 2006
- On San Francisco's disabled list (right hamstring strain) from June 22 to July 10, 2014; included a rehabilitation assignment with Fresno (AAA).
- On San Francisco's disabled list (right hamstring strain) from July 15 to the end of the 2014 season...Transferred to the 60-Day DL on September 1.
- On San Francisco's disabled list (fractured left middle toe) from April 15 to August 2, 2016; included rehabilitation assignments with San Jose (A+) and Sacramento (AAA)...Transferred to the 60-Day DL on April 22.
- Claimed off waivers by the Milwaukee Brewers on January 31, 2017.
- Claimed off waivers by the Minnesota Twins on February 6, 2017.
- On Minnesota's disabled list (right oblique strain) from March 30 to May 5, 2017; included rehabilitation assignments with Ft. Myers (A+) and Rochester (AAA).
- On Minnesota's disabled list (abdominal issues) from June 22 to July 4, 2017; included a rehabilitation assignment with Rochester (AAA).
- On Minnesota's disabled list (left hamstring strain) from July 2 to July 12, 2018.
- On Minnesota's injured list (abdominal issues) from June 18 to June 28, 2019.
- Signed by the Atlanta Braves to a minor-league contract on January 26, 2021.

2020 HITTING STREAKS OF 10-OR-MORE GAMES

Braves players had five separate hitting streaks of 10-or-more games during the truncated 2020 season, just one fewer than the club had during the full 162-game 2019 season...Freddie Freeman's team-best 18-game streak was the longest by any National League player last season, and the third-longest of his 11-year career...A.L. MVP José Abreu had a MLB-best 22-game stretch from August 16-September 9, 2020.

Player	Dates	Games	Avg. (H-AB)	HR	RBI
Freddie Freeman	August 14 - September 4	18	.394 (26-for-66)	3	14
Freddie Freeman	September 6 - September 18	12	.479 (23-for-48)	5	22
Dansby Swanson	August 12 - August 26	11	.417 (20-for-48)	2	4
Marcell Ozuna	August 15 - August 28	10	.389 (14-for-36)	4	10
Dansby Swanson	July 24 - August 2	10	.368 (14-for-38)	2	11

COMPLETE RECORD

Year	Club	AVG	G	AB	R	H	2B	3B	HR	RBI	SH	SF	HP	BB	SO	SB-CS	OBP	SLG	E
2006	DSL Giants	.156	44	122	17	19	2	1	0	7	4	1	4	24	31	3-2	.311	.189	18
2007	DSL Giants	.241	66	249	44	60	17	2	0	30	3	5	4	41	31	23-6	.351	.325	13
2008	AZL Giants	.255	15	55	13	14	4	0	1	6	0	0	1	7	4	0-1	.349	.382	3
	Fresno	.500	2	6	2	3	1	0	0	0	0	0	0	2	1	0-0	.625	.667	0
	Salem-Keizer	.400	1	5	3	2	0	0	0	0	0	0	0	1	0	0-0	.400	.400	0
2009	Augusta	.258	117	388	54	100	15	3	2	46	6	7	5	42	66	7-1	.333	.327	30
2010	San Jose	.256	124	445	70	114	22	5	3	35	10	1	5	47	87	33-15	.333	.348	16
2011	Augusta	.231	38	143	18	33	10	1	3	17	6	1	0	18	32	3-2	.315	.378	8
	San Jose	.300	56	230	34	69	24	3	3	27	1	2	6	23	46	5-1	.375	.470	10
2012	Richmond	.220	127	451	52	99	22	5	3	32	13	3	4	41	90	16-4	.289	.310	17
2013	Richmond	.240	73	250	31	60	12	0	2	23	4	2	4	31	45	11-6	.331	.312	6
	Fresno	.310	45	145	23	45	7	6	0	12	6	1	2	23	31	6-2	.409	.441	11
	San Francisco	.222	9	18	3	4	1	0	1	3	1	0	0	1	5	0-0	.263	.444	1
2014	San Francisco	.237	53	97	10	23	6	0	0	5	2	1	1	5	22	1-1	.279	.299	2
	Fresno	.316	6	19	6	6	0	0	1	1	1	0	0	2	4	0-0	.381	.474	2
2015	Sacramento	.316	44	171	16	54	6	1	3	15	5	0	2	17	37	6-1	.384	.415	4
	San Francisco	.186	52	113	11	21	7	1	0	11	2	0	4	15	20	3-2	.303	.265	3
2016	San Francisco	.254	40	63	3	16	2	0	2	7	4	0	2	2	13	0-1	.299	.381	2
	San Jose	.333	9	33	8	11	3	0	5	11	0	1	0	2	4	0-0	.361	.879	0
	Sacramento	.257	8	35	6	9	2	0	1	3	0	0	0	2	4	1-3	.297	.400	1
2017	Fort Myers	.400	3	15	5	6	2	0	0	1	0	0	0	0	0	1-0	.400	.533	0
	Rochester	.216	10	37	1	8	0	0	0	3	1	0	0	6	11	0-1	.326	.216	0
	Minnesota	.265	70	162	30	43	9	2	2	24	1	6	1	16	25	8-1	.324	.383	3
2018	Minnesota	.251	114	335	42	84	23	1	6	39	4	2	1	24	82	5-1	.301	.379	9
2019	Minnesota	.272	83	202	34	55	8	3	5	22	2	4	6	20	40	0-2	.349	.416	8
2020	Minnesota	.191	44	89	10	17	7	0	0	3	0	0	1	11	23	1-0	.287	.270	1
Minor totals		.254	788	2799	403	712	149	27	27	269	60	24	37	328	525	115-45	.338	.356	139
Major Totals		.244	465	1079	143	263	63	7	16	114	16	13	16	94	230	18-8	.310	.360	29

WILD CARD RECORD

Year	Club, Opp.	AVG	G	AB	R	H	2B	3B	HR	RBI	SH	SF	HP	BB	SO	SB	CS	E
2017	Min. vs. NYY	.000	1	1	0	0	0	0	0	0	0	0	0	0	1	0	0	0

MAJOR LEAGUE FIELDING RECORD

Position	PCT	G	PO	A	E	TC	DP
Shortstop	.971	172	153	388	16	557	78
Third Base	.974	95	54	132	5	191	11
Second Base	.979	78	88	144	5	237	34
First Base	.994	35	145	13	1	159	19
Left Field	1.000	23	31	1	0	32	0
Right Field	.667	6	3	1	2	6	0
Pitcher	--	2	0	0	0	0	0



OZZIE ALBIES

1

INFIELDER

Full Name: **Ozhaino Jurdy Jiandro Albies**

Bats: **Switch**

Throws: **Right**

Height: **5-8**

Weight: **165**

DOB: **January 7, 1997**

Opening Day Age: **24**

Born: **Willemstad, Curacao**

Resides: **Marietta, GA**

MLB Debut: **August 1, 2017**

MLB Service Time: **3.062**

Acquired: **Signed as a non-drafted free agent, July 2, 2013**

Contract Status: **Signed through 2025 (options for 2026 & 2027)**

2020

- In his fourth major-league season, played in 29 games and hit .271/.306/.466 (32-for-118) with five doubles, six home runs, 19 RBI and 21 runs scored.
- Limited to a career-low 29 games because of a bone contusion on his right wrist...Was sidelined from 8/5-9/9, missing 30 games.
 - A** In 18 games after being activated off the injured list, hit .338/.372/.581 (25-for-74)... Had hits in 14 of those games, including multiple hits in eight...His 25 hits in that time were fourth most in the N.L., trailing Alec Bohm (29), Freddie Freeman (28) and Marcell Ozuna (26)...The Braves averaged 6.7 runs in that time (121 total).
 - A** In 11 games to open the season prior to going on the IL, batted .159/.196/.273 (7-for-44)...Struck out in 28.3% of his plate appearances (13-of-46).
- Matched his season-best with three RBI on 9/18 at New York-NL, giving him 200 for his career... At age 23, became the 25th middle infielder in history to reach the 200-RBI milestone prior to his 24th birthday.
 - A** Hit two home runs in the game, the fifth multi-homer effort of his career and his only such game in 2020.
- His sixth and final home run of the season, on 9/22 against Miami, was the 60th of his career... Playing in just his 399th career game, became the sixth infielder in the franchise history to reach the 60-homer milestone in his first 400 career games...Bob Horner (100), Eddie Mathews (99), Darrell Evans (72), Adam LaRoche (64) and Chipper Jones (63) are the only such players with more in that period.

CAREER HIGHS

Most Runs

3, 12x, last: 9/9/20, ATL vs. MIA

Most Hits

4, 5x, last: 8/30/19, ATL vs. CWS

Most Doubles

3, 7/6/19, ATL vs. MIA

Most Triples

1, 18x, last: 9/17/19, ATL vs. PHI

Most Home Runs

2, 5x, last: 9/18/20, ATL at NYM

Most RBI

5, 2x, last: 5/4/19, ATL at MIA

Most Walks

3, 8/10/18, ATL vs. MIL

Most Stolen Bases

2, 2x, last: 8/3/19, ATL vs. CIN

Longest Hitting Streak

13 games, 9/2-15/17

- Had his third career game with three or more extra-base hits on 7/26 at New York-NL (2 2B, 1 HR)...In total, has 33 games with multiple extra-base hits in his career...Only Eddie Mathews (47) and Andruw Jones (46) had more in Braves history before turning 24.
- Started at second base on Opening Day for the third consecutive season...At 23, became the 16th second baseman in history to make at least three such starts before turning 24.

2020 POSTSEASON

- Was Atlanta's starting second baseman for all 12 of its postseason games...Hit .277/.327/.447 (13-for-47) with two home runs, four RBI and eight runs scored.
 - ✎ His two home runs and eight runs scored were both records for a Braves second baseman in a single postseason.
- Had 13 hits in 12 games, fourth most by a second baseman in a single postseason in franchise history...Only Mark Lemke (20 in 1996 and 14 in 1991) and Bret Boone (19 in 1999) had more.
 - ✎ Recorded at least one hit in nine games.
 - ✎ Had a hit in his first three games, after also collecting hits in the final four games of the 2019 NLDS...The seven-game hitting streak was tied for the second longest such streak in Braves postseason history among players his age, 23, or younger...Chipper Jones had an eight-game streak in 1995, also as a 23-year-old.
- His two homers and four RBI came in the first two games of the NLCS vs. Los Angeles, hitting one homer and driving in two in each game.
 - ✎ Is the only second baseman in franchise history to homer multiple times in the postseason, yet alone in consecutive games.
 - ✎ Both homers came in the ninth inning...He is the only player in major-league history to hit ninth-inning homers in back-to-back playoff games.
 - ✎ His homer in Game 1 capped a four-run inning...3B Austin Riley homered to start the frame...Riley (23 years, 193 days) and Albies (23 years, 279 days) are the first pair of teammates age 23 or younger to hit a home run in the same inning in postseason history.
- All four of his extra-base hits in the postseason came in consecutive games (2B in Game 3 of the DS, HRs in Games 1-2 of the LCS, 2B in Game 3 of the LCS)...That matches the longest extra-base hit streak in major-league postseason history for any player his age, 23, or younger...The Yankees' Charlie Keller (1 2B, 1 3B, 3 HR) first set the mark in 1939, and the Rays' Evan Longoria later matched it in 2008 (2 2B, 4 HR)...Both players were also 23.

MAJOR LEAGUE NOTES

- **Awards:** N.L. All-Star (2018), Louisville Slugger Silver Slugger (2019; 2B).
 - ✎ Earned his first career All-Star honor in his first full major-league season, getting selected as a reserve in 2018...Had 52 extra-base hits prior to the break, hitting 29 doubles, three triples and 20 home runs...That was one off the franchise record for most extra-bases before the All-Star Game (Aaron, 53 in 1959)...Had a franchise-record 22 such hits by the end of April, the second most in history.
 - ✎ Became the first second baseman in franchise history to win a Silver Slugger...Led all qualified N.L. players at his position in 2019 in batting average (.295) and slugging percentage (.500).
 - ✎ Teammate Ronald Acuña Jr. also won a Silver Slugger award that season...Albies played the season at age 22, while Acuña Jr. was 21...They are the only teammates in major-league history age 22 or younger to win Silver Sluggers in the same season.
- Has 450 hits since debuting in August 2017, through just 404 career games...That is the fifth most hits in the N.L. in that time, trailing Freddie Freeman (504), Charlie Blackmon (503), Nolan Arenado (464) and Trevor Story (464).
 - ✎ Led the National League in hits in 2019 with 189, becoming the fifth Atlanta-era player (since 1966) to lead the league in that category, joining Freddie Freeman (2018), Terry Pendleton (1991 and 1992), Ralph Garr (1974) and Felipe Alou (1966 and 1968)...His 189 hits were an Atlanta-era record for a second baseman.
 - ✎ Teammate Freddie Freeman had an N.L.-best 191 hits the year prior, 2018...The Braves became the first N.L. team to have a player lead the league in hits in consecutive seasons since the Cubs in 2005 and 2006...Derrek Lee had 199 in 2005, while Juan Pierre had 204 in 2006.
- Since his first full season in 2018, has 113 games with multiple hits, sixth most in the N.L.
 - ✎ Has a single-game career-best four hits on five occasions, including four which came in August 2019...Did so in consecutive games, on 8/6 and 8/7 at Minnesota...Is just the eighth Braves player in the live-ball era (since 1920) with back-to-back four-hit games, and the first since Matt Diaz in 2006.

- A Collected another four-hit game on 8/9 at Miami, his third in a four-game span...He is one of just three Braves players over the previous 112 seasons to record three four-hit games in a period of four games.
 - A Had his fourth four-hit game of the month on 8/30 vs. Chicago-AL...Finished August with 36 hits, tied for the 10th most in the N.L.
 - A In total, has 128 career multi-hit games, the fourth most in Braves history prior to turning 24...Hank Aaron had a record 200 of these games, while Andruw Jones (183) and Eddie Mathews (156) also had more.
- Has 40 career three-hit games, all before turning 24...Only two other Braves had more such games prior to their 24th birthday...Hank Aaron had 54 of these games, while Andruw Jones had 43.
- Has 60 career homers...Reached that milestone in his 399th career game, on 9/22/20 vs. Miami... Only 13 other middle infielders in modern baseball history have reached that milestone in their first 400 career games...Five are active players and three are in the National Baseball Hall of Fame.
 - A Four of his home runs have been grand slams...He hit two each in 2018 and 2019, all before turning 23...Is one of five players in major-league history to hit four grand slams before his 23rd birthday, joining three Hall-of-Famers – Ken Griffey Jr., Eddie Mathews and Ted Williams – and four-time All-Star Giancarlo Stanton.
 - A When he hit his two grand slams in 2018, did so as a 21-year-old...Only seven other players since the end of World War II hit multiple grand slams in a season at 21 or younger (Mickey Mantle and Faye Throneberry in 1952, Eddie Mathews in 1953, Tony Conigliaro in 1965, Ken Griffey Jr. in 1991, Alex Rodriguez in 1996 and Adrián Beltré in 2000).
 - A In his first career multi-homer game, on 7/11/18 vs. Toronto, hit one homer from each side of the plate...Became the fifth player since World War II to homer from both sides of the plate in a game before his 22nd birthday...The previous occurrence was by the Mets' José Reyes on 8/28/03 against the Braves.
- Homered in his first career Opening Day appearance, on 3/29/18 vs. Philadelphia... At 21 years, 82 days, was the third-youngest infielder to homer on Opening Day in the previous 110 years...The other two are in the Hall of Fame: Robin Yount (19 years, 204 days), who homered as a shortstop for Milwaukee to open 1975 and Orlando Cepeda, who homered at 20 years, 210 days as San Francisco's first baseman to start 1958.
- Has hit .345/.376/.573 (144-for-417) off left-handers in his career...His .345 batting average off lefties is the fourth best in the majors since the start of the 2017 season (min. 400 ABs)...Only DJ LeMahieu (.358), Nolan Arenado (.356) and J.D. Martinez (.352) have been posted a higher mark.
 - A Batted .389 (58-for-149) off southpaws in 2019, the best among qualified National Leaguers.
 - A Has 50 career extra-base hits against lefties (26 2B, 3 3B, 21 HR)...Has done so in just 417 at-bats, an average of one every 8.34 at-bats...Conversely, has 125 such hits (71 2B, 15 3B, 39 HR) in 1,197 at-bats off right-handers.
- Has been the Braves' starting second baseman in all 21 of Atlanta's postseason games since his debut...Has hit .256/.300/.390 with five extra-base hits (2 2B, 3 HR), seven RBI and 12 runs scored.
 - A Has hits in 16 of those games, including four multi-hit contests.
 - A Hit his first career postseason home run in Game 4 of the 2019 NLDS at St. Louis, a go-ahead, two-run shot in the fifth inning...The Cardinals would go on to win the game, 5-4 in 10 innings.
- Has two career game-ending hits...Both came in the 11th inning...Hit a solo homer on 6/25/18 off Cincinnati's Dylan Floro...Nearly one year later, on 6/12/19, hit a double off Pittsburgh's Michael Feliz.
- Had at least 20 homers and 40 doubles in each of his first two full seasons (40 2B, 24 HR in 2018 and 43 2B and 24 HR in 2019)...Became the 11th player in baseball history to accomplish that...Others on the list include Ted Williams, Chuck Klein, Alex Rodriguez, and Albert Pujols... Washington's Ryan Zimmerman was the last to do so (2006-07).

• Slugged .476 between those seasons, including a career-best .500 in 2019...Is only the third qualified second baseman in the Atlanta-era of team history to slug .500 or better in a season, joining Davey Johnson in 1973 (.546) and Marcus Giles in 2003 (.526).

• Also had a career-best eight triples that season...His 75 total extra-base hits in 2019 were the most by a middle infielder in franchise history.

- Made his major-league debut on 8/1/17 vs. Los Angeles-NL at the age of 20 years, 206 days... Became the youngest player to play for the Braves since RH Julio Teheran in 2011...Teheran also debuted as a 20-year-old.

• His first major-league hit was a three-run homer, on 8/3 off the Dodgers' Tony Cingrani...It came in his eighth career at-bat...At 20 years, 208 days, was the youngest Braves player to homer since fellow Curacao native Andruw Jones in 1997.

• Hit five triples in 57 games that season... They all came in his first 33 games...The last major-leaguer to produce five triples in their first 33 career games was Kansas City's Butch Davis, who had six through that period in 1983.

• Debuted as MLB.com's second-best second base prospect.

- Has been on the injured list once in his major-league career...Missed 30 games in 2020 with a bone contusion on his right wrist.
 - In his first two full major-league seasons, appeared in all but six of Atlanta's 324 games.
- On 4/11/19, signed a seven-year, \$35 million contract extension that keeps him under control through the 2025 season...The deal also contains club options for 2026 and 2027.

MINOR LEAGUE NOTES

- His most recent minor-league season, **2017**, he was named an International League Mid- and Post-Season All-Star with Triple-A Gwinnett... Played in 97 games with the Stripers before making his major-league debut in August.
 - Also was tabbed by the Braves as Gwinnett's Player of the Year...Led the club in batting average (.285, 117-for-411), hits (117), multi-hit games (30), triples (8) and stolen bases (21).

• In the Triple-A All-Star Game, started at second base and led off for the International League...Went 2-for-5 with one double and one run scored.

• Opened the season ranked by MLB.com as the sport's No. 9 prospect, including the second-best Braves farmhand.

- In **2016**, at age 19, played in a combined 138 games between Double-A Mississippi and Triple-A Gwinnett...After playing the first month of the season with the M-Braves, he was transferred to the Stripers at the end of April... Played two months at Triple-A before returning to Double-A, where he finished the season... Upon returning to Mississippi, predominately played second base in an effort to play alongside Dansby Swanson.

• Won the Southern League batting title after hitting .321 (106-for-330) in 82 games with Mississippi.

• In the playoffs, suffered a fractured olecranon in his right elbow...Underwent a surgical procedure to repair the fracture on 9/20...It was performed by Dr. James Andrews in Gulf Breeze, Fla.

• Began the campaign tabbed by *Baseball America* as having the "Best Infield Arm" in Atlanta's organization.

- Earned South Atlantic League Mid- and Post-Season All-Star honors with Single-A Rome in **2015**...Also named by the Braves as the club's Player of the Year...Hit .310 (122-for-394), fourth best in the circuit and best on the team.
 - Played in the Sirius XM All-Star Futures Game at Great American Ballpark in Cincinnati...Was the World Team's starting shortstop...Went 1-for-2.
 - Entered the season again rated by *Baseball America* as having the system's "Best Infield Arm."
- In his first professional season, **2014**, led all Braves minor leaguers in batting average (.364), on-base percentage (.446) and OPS (.890)...Split the campaign between the Gulf Coast Braves and Rookie-Advanced Danville.
 - Recognized by the organization as Danville's Player of the Year, and tabbed by *Baseball America* as the top prospect in the Appalachian League...Played in 38 games with the D-Braves.

PERSONAL

- Is fluent in four languages: English, Spanish, Dutch and Papiamentu.

TRANSACTIONS

- Signed by the Atlanta Braves as a non-drafted free agent on July 2, 2013...Signed by Dargello Lodowica.

- Signed by the Atlanta Braves to a seven-year contract extension through the 2025 season, with club options for 2026 and 2027, on April 11, 2019.
- On Atlanta's injured list (bone contusion on his right wrist) from August 5 to September 9, 2020.

COMPLETE RECORD

Year	Club	AVG	G	AB	R	H	2B	3B	HR	RBI	SH	SF	HP	BB	SO	SB-CS	OBP	SLG	E
2014	GCL Braves	.381	19	63	16	24	3	0	0	5	1	1	2	11	6	7-2	.481	.429	6
	Danville	.356	38	135	25	48	4	3	1	14	5	2	2	17	17	15-3	.429	.452	7
2015	Rome	.310	98	394	64	122	21	8	0	37	4	3	2	36	56	29-8	.368	.404	17
	Mississippi	.321	82	330	56	106	22	7	4	33	0	2	6	33	57	21-9	.391	.467	6
2016	Gwinnett	.248	56	222	27	55	11	3	2	20	3	2	1	19	39	9-4	.307	.351	16
	Gwinnett	.285	97	411	67	117	21	8	9	41	3	4	2	28	90	21-2	.330	.440	11
2017	Atlanta	.286	57	217	34	62	9	5	6	28	1	2	3	21	36	8-1	.354	.456	3
	Atlanta	.261	158	639	105	167	40	5	24	72	1	3	5	36	116	14-3	.305	.452	10
2019	Atlanta	.295	160	640	102	189	43	8	24	86	0	4	4	54	112	15-4	.352	.500	4
2020	Atlanta	.271	29	118	21	32	5	0	6	19	0	0	1	5	30	3-1	.306	.466	2
Minor Totals		.304	390	1555	255	472	82	29	16	150	16	14	15	144	265	102-28	.365	.424	63
Major Totals		.279	404	1614	262	450	97	18	60	205	2	9	13	116	294	40-9	.330	.473	19

Bold indicates led league

WILD CARD RECORD

Year	Club, Opp.	AVG	G	AB	R	H	2B	3B	HR	RBI	SH	SF	HP	BB	SO	SB	CS	E
2020	Atl. vs. Cin.	.250	2	8	1	2	0	0	0	0	0	0	0	1	1	1	0	0

DIVISION SERIES RECORD

Year	Club, Opp.	AVG	G	AB	R	H	2B	3B	HR	RBI	SH	SF	HP	BB	SO	SB	CS	E
2018	Atl. vs. LAD	.200	4	15	1	3	0	0	0	0	0	0	0	0	1	0	0	0
2019	Atl. vs. Stl.	.250	5	20	3	5	0	0	1	3	0	1	0	2	3	0	0	2
2020	Atl. vs. Mia.	.167	3	12	2	2	1	0	0	0	0	0	0	1	2	0	0	0
D.S. Totals		.213	12	47	6	10	1	0	1	3	0	1	0	3	6	0	0	2

CHAMPIONSHIP SERIES RECORD

Year	Club, Opp.	AVG	G	AB	R	H	2B	3B	HR	RBI	SH	SF	HP	BB	SO	SB	CS	E
2020	Atl. vs. LAD	.333	7	27	5	9	1	0	2	4	0	1	0	2	6	1	0	1

ALL-STAR GAME RECORD

Year	Club, Site	AVG	G	AB	R	H	2B	3B	HR	RBI	SH	SF	HP	BB	SO	SB	CS	E
2018	N.L., Wsh.	.000	1	1	0	0	0	0	0	0	0	0	0	0	0	0	0	0

MAJOR LEAGUE FIELDING RECORD

Position	PCT	G	PO	A	E	TC	DP
Second Base	.989	401	656	978	19	1653	258

**NON-ROSTER INVITEE**

CJ ALEXANDER

85**INFIELDER**Full Name: **Charles Joseph Wesley Alexander**Bats: **Left**Throws: **Right**Height: **6-5**Weight: **215**DOB: **July 17, 1996**Opening Day Age: **24**Born: **Merrysville, IN**Resides: **Fort Wayne, IN**MLB Debut: **None**MLB Service Time: **0.000**Acquired: **Braves' 20th-round pick in 2018**Contract Status: **Signed through 2021****2020**

- Appeared in two spring training games...Took two at-bats and went hitless with a strikeout.
- Ended the season ranked by MLB.com as Atlanta's No. 18 prospect.

2019

- In his first full professional season, limited to 43 games because of two separate injuries...Hit .117 (15-for-128) with two doubles, two home runs and eight RBI between High-A Florida and Double-A Mississippi.
 - ▲ Sidelined three months with right elbow inflammation, from 4/18-7/5, and missed time with a fractured right thumb, 8-18-end of the season.
- Hit his only two homers in the same game, on 8/7 at Jacksonville, his first career multi-homer game.

2018

- Split his debut season between three levels of the Atlanta system, combining to bat .352/.429/.495 in 52 games between the GCL Braves, rookie-level Danville and High-A Florida.
- Ranked in the Top 10 among Atlanta's farmhands (min. 200 PA) in batting average (1st, .352), on-base percentage (2nd, .429), OPS (2nd, .924) and slugging percentage (4th, .495).

COMPLETE RECORD

Year	Club	AVG	G	AB	R	H	2B	3B	HR	RBI	SH	SF	HP	BB	SO	SB-CS	OBP	SLG	E
2018	GCL Braves	.412	9	34	6	14	0	2	1	8	0	0	0	6	4	0-0	.500	.618	2
	Danville	.354	22	82	10	29	3	4	0	12	0	2	1	13	21	1-1	.439	.488	6
	Florida	.325	21	80	5	26	5	1	1	7	0	0	0	8	17	3-1	.386	.450	2
2019	Mississippi	.103	24	68	6	7	1	0	2	7	0	1	0	8	25	0-0	.195	.206	7
	Florida	.133	19	60	4	8	1	0	0	1	0	0	0	14	18	3-1	.297	.150	4
Minor Totals		.259	95	324	31	84	10	7	4	35	0	3	1	49	85	7-3	.355	.370	21

- Played just three months after being drafted, and in each month, won a Player of the Month award from the organization – one at each level.
 - ▲ Was the GCL Braves recipient for June, the Danville Braves recipient for July and the Florida Fire Frogs recipient for August.

AMATEUR

- Played three seasons collegiately between Ball State University in Muncie, Ind., 2016-17, and the State College of Florida, Manatee-Sarasota, 2018.
 - ▲ Was the Suncoast Conference Player of the Year in 2018, his only season with the Manatees....Hit .405 (83-for-205) with 19 doubles, seven triples, 15 home runs and 64 RBI.
- Played high school baseball at Crown Point (IN) High before moving to Florida...Finished his high school career at Bishop Verot High in Fort Myers.

PERSONAL

- His brother, Blaze, was an 11th-round pick of the Arizona Diamondbacks in 2018.
- His father, Chuck, pitched professionally for five seasons in Cleveland's system.

TRANSACTIONS

- Selected by the Atlanta Braves in the 24th round of the 2019 First-Year Player Draft.



ABRAHAM ALMONTE

34

OUTFIELDER

Full Name: **Abraham Almonte**

Bats: **Switch**

Throws: **Right**

Height: **5-10**

Weight: **225**

DOB: **June 27, 1989**

Opening Day Age: **31**

Born: **Santo Domingo, DR**

Resides: **Santo Domingo, DR**

MLB Debut: **August 30, 2013**

MLB Service Time: **4.059**

Acquired: **Signed as a free agent, October 30, 2020**

Contract Status: **Signed through 2021**

2020

- In his eighth major-league season, played in seven games with San Diego and hit .091/.231/.091 (1-for-11) with two walks...Had two separate stints with the major-league club...Spent the rest of the season at the club's alternate training site.

A Had his contract selected on 8/3...Drew the start that night at DH against the Dodgers...Went 1-for-3 with a single, recording his only hit of the season.

A Optioned on 8/8, and was recalled one month later, on 9/8...Appeared in three more games, all starts, before getting optioned again on 9/16.

- Logged two starts in left field (14.0 innings) and also appeared in one game in center field (2.0 innings)...Did not have any errors in six chances.
 - A* His other two starts were at DH.
- Went 1-for-2 (.500) against left-handers...Was 0-for-9 (.000) with two walks against right-handers.
- Struck out in his only plate appearance as a pinch hitter.

MAJOR LEAGUE NOTES

- Has played in 376 major-league games in parts of eight seasons, hitting .237/.298/.370 (246-for-1,038) with 58 doubles, 13 triples, 18 home runs, 97 RBI and 141 runs scored.
 - A* Has played for five teams...Spent his first two seasons with Seattle, after making his debut with the Mariners in 2013...Has also appeared with San Diego (2014-15, 2020), Cleveland (2015-17), Kansas City (2018) and Arizona (2019).

CAREER HIGHS

Most Runs

3, 3x, last: 9/21/19, ARI at SD

Most Hits

4, 2x, last: 8/8/15, CLE vs. MIN

Most Doubles

2, 5x, last: 9/2/16, CLE vs. MIA

Most Triples

1, 13x, last: 9/21/19, ARI at SD

Most Home Runs

1, 18x, last: 9/18/19, ARI vs. MIA

Most RBI

4, 3x, last: 4/22/18, KC at DET

Most Walks

3, 5/12/15, SD at SEA

Most Stolen Bases

2, 8/26/15, CLE vs. MIL

Longest Hitting Streak

7 games, 2x, last: 8/26-9/2/16

- A* Has been traded three times in his career, all coming in consecutive seasons... Was first dealt from the Yankees, the organization he came up with, to the Mariners in 2013...Traded each of the following two seasons at the trade deadline – from Seattle to San Diego in 2014 and from San Diego to Cleveland in 2015.

• *A* Has also been claimed off waivers once, by Kansas City during the first week of the 2018 season.

- Has split his time defensively among all three outfield positions, playing 161 games (146 starts) in center field, 89 games (66 starts) in right field and 81 games (45 starts) in left field.

• *A* Has 20 career outfield assists (11 in CF, 7 in RF and 2 in LF)...His career ARM, a FanGraphs calculation which measures an outfielder's arm runs above average, is 5.9...Of the 157 outfielders to log at least 2,000 defensive innings since 2013, that total ranks 42nd.

• *A* Has totaled 10 Defensive Runs Saved (DRS) in his career.

- As a left-handed batter, is a career .240/.305/.392 (172-for-716) hitter...Conversely, from the right side of the plate, has batted .230/.282/.320 (74-for-322).

• *A* Sixty-eight of his 89 career extra-base hits (76.4%) have come as a left-hander, including all 13 of his triples and 14 of his 18 home runs.

- Made 17 appearances with Arizona in 2019, all coming in September after spending the remainder of the season with Triple-A Reno...Hit .290/.421/.548 (9-for-31)...His .969 OPS that month was second best on the team (min. 30 PA)...Ketel Marte had a 1.183 OPS.
- In his Cleveland debut, on 8/8/15 vs. Minnesota, went 4-for-5 with two doubles, one home run and three runs scored...He became the first Indians player (since 1914) to record four hits and three extra-base hits in a team debut.

• *A* Just over three weeks later, hit his first of two career grand slams...On 8/30, took Angels RH Jared Weaver deep to right-center field.

- Made his big-league debut on 8/30/13 with Seattle...Got the start in right field and hit eighth...Went 1-for-5 with two RBI.

• *A* Reached base safely in 18 consecutive games with at least one at-bat to begin his career.

• *A* Made his first career Opening Day roster the following season, 2014...Batted leadoff and started in center field...Traded to San Diego in July.

- Has never appeared in a postseason game.
- Has no career game-ending RBI.
- Has been on the injured list twice in his major-league career, both coming in 2017...Missed 58 games that season.

• *A* Missed nearly two months, from 5/16-7/4, with a severe strain of the biceps tendon in his right shoulder...Suffered the injury on a swing.

• *A* Missed the last two weeks of August with a left hamstring strain.

- Also missed the first 80 games of the 2016 season after violating MLB's Joint Drug Prevention and Treatment Program...Tested positive for Boldenone.

MINOR LEAGUE NOTES

- Has played in 955 minor-league games since signing with the Yankees in 2005...Has batted .270/.354/.421 (970-for-3,588) in those games with 190 doubles, 57 triples, 79 home runs and 430 RBI.
 - *A* Has also played 10 seasons in the Dominican Winter League, including the past five years with Toros del Este...In 11 games this past winter, hit .088/.262/.118 (3-for-34) with one double, one RBI and nearly as many walks (8) as strikeouts (12).
- Was Seattle's Minor League Heart and Soul Award Winner in **2013**, given for his exemplary play and leadership...Played in 123 minor-league games that season before making his major-league debut in late August.
- Named an Eastern League Mid-Season All-Star in **2012** with Double-A Trenton...Had a .359 on-base percentage and 30 stolen bases in 71 games before the break.
- Underwent surgery for a torn right labrum in **2010**...Limited to a career-low 15 games.
- In **2008**, his third professional season, was a South Atlantic League Mid-Season All-Star with Single-A Charleston...Hit .268/.317/.408 (57-for-213) in 51 games prior to the break.

PERSONAL

- His favorite players growing up were Sammy Sosa and Manny Ramirez.
- Enjoys hunting and fishing.
- Cites his mother, Felicita, as the biggest influence in his life.
- He and his wife, Virginia, have two children: one daughter, Hidekel, and one son, Ezequias.

TRANSACTIONS

- Signed by the New York Yankees as a non-drafted free agent on July 2, 2005.
- Acquired by the Seattle Mariners from the New York Yankees in exchange for RHP Shawn Kelley on February 13, 2013.

- Acquired by the San Diego Padres along with RHP Stephen Kohlscheen from the Seattle Mariners in exchange for OF Chris Denorfia on July 31, 2014.
- Acquired by the Cleveland Indians from the San Diego Padres in exchange for LHP Marc Rzepczynski on July 31, 2015.
- On Cleveland's disabled list (right biceps strain) from May 16 to July 5, 2017; included a rehabilitation assignment with Columbus (AAA).
- On Cleveland's disabled list (left hamstring strain) from August 18 to September 1, 2017; included a rehabilitation assignment with Columbus (AAA).
- Claimed off waivers by the Kansas City Royals on April 2, 2018.
- Signed by the Arizona Diamondbacks to a minor-league contract on November 6, 2018.
- Signed by the San Diego Padres to a minor-league contract on December 10, 2019.
- Signed by the Atlanta Braves to a one-year major league contract on October 30, 2020.

COMPLETE RECORD

Year	Club	AVG	G	AB	R	H	2B	3B	HR	RBI	SH	SF	HP	BB	SO	SB-CS	OBP	SLG	E
2006	DSL Yankees 1	.254	63	209	51	53	11	3	8	26	1	0	0	55	45	36-14	.409	.450	13
2007	GCL Yankees	.288	49	160	29	46	4	3	3	16	2	1	1	21	34	8-9	.372	.406	3
2008	Charleston	.228	115	443	61	101	20	7	8	46	3	1	1	47	101	29-10	.303	.359	7
2009	Charleston	.280	115	440	63	123	14	10	5	56	4	3	2	35	81	36-5	.333	.391	6
2010	Tampa	.263	15	57	9	15	3	1	0	3	0	0	0	6	16	5-3	.333	.351	1
2011	Tampa	.268	131	537	92	144	27	11	4	52	3	4	2	52	100	30-11	.333	.382	7
2012	Trenton	.276	78	319	47	88	17	4	4	25	2	1	0	37	59	30-5	.350	.392	7
	GCL Yankees	.222	7	18	2	4	2	0	0	0	0	0	0	2	4	2-0	.300	.333	0
2013	Jackson	.255	29	102	18	26	6	1	4	18	0	0	0	18	28	6-1	.367	.451	1
	Tacoma	.314	94	338	63	106	17	5	11	50	6	1	2	49	66	20-7	.403	.491	4
	Seattle	.264	25	72	10	19	4	0	2	9	2	2	0	6	21	1-0	.313	.403	4
2014	Seattle	.198	27	106	10	21	5	1	1	8	0	0	1	6	40	3-1	.248	.292	5
	Tacoma	.267	72	277	42	74	10	3	6	31	6	1	0	28	66	7-4	.333	.390	5
	San Diego	.265	32	98	9	26	5	0	2	7	2	1	0	6	20	1-2	.305	.378	2
2015	El Paso	.275	61	244	43	67	18	2	4	35	5	0	0	33	46	11-4	.361	.414	5
	San Diego	.204	31	54	6	11	3	0	0	4	3	0	0	5	19	1-1	.271	.259	0
	Columbus	.250	2	8	2	2	0	1	0	0	0	0	1	2	0-0	.333	.500	0	
	Cleveland	.264	51	178	30	47	9	5	5	20	0	2	0	16	33	6-0	.321	.455	0
2016	Columbus	.444	7	27	6	12	2	1	1	4	0	0	1	5	4	2-0	.545	.704	1
	Cleveland	.264	67	182	24	48	20	1	1	22	0	3	1	8	42	8-0	.294	.401	2
2017	Cleveland	.233	69	172	26	40	8	3	3	14	1	1	1	20	46	2-1	.314	.366	2
	Columbus	.260	23	77	11	20	6	1	2	6	0	0	0	15	13	3-1	.380	.442	2
2018	Kansas City	.179	50	134	15	24	1	2	3	9	1	1	0	15	36	2-2	.260	.284	0
2019	Reno	.270	91	319	78	86	33	4	17	59	0	3	0	60	70	12-3	.382	.558	6
	AZL D-backs	.231	3	13	4	3	0	0	2	3	0	0	0	0	1	1-0	.231	.692	0
	Arizona	.290	17	31	11	9	3	1	1	4	0	0	0	7	8	0-0	.421	.548	1
2020	San Diego	.091	7	11	0	1	0	0	0	0	0	0	0	2	4	1-1	.231	.091	0
Minor Totals		.270	955	3588	621	970	190	57	79	430	32	15	9	464	736	238-77	.354	.421	69
Major Totals		.237	376	1038	141	246	58	13	18	97	9	10	3	91	269	25-8	.298	.370	15

MAJOR LEAGUE FIELDING RECORD

Position	PCT	G	PO	A	E	TC	DP
Center Field	161	.979	356	11	8	375	4
Right Field	89	.957	105	7	5	117	1
Left Field	81	.977	82	2	2	86	0



IAN ANDERSON

36

RIGHT-HANDED PITCHER

Full Name: **Ian Theodore Anderson**

Bats: **Right**

Throws: **Right**

Height: **6-3**

Weight: **170**

DOB: **May 2, 1998**

Opening Day Age: **22**

Born: **Rexford, NY**

Resides: **Rexford, NY**

MLB Debut: **August 26, 2020**

MLB Service Time: **0.094**

Acquired: **Braves' first-round pick (3rd overall) in 2016**

Contract Status: **Signed through 2021**



MLB.COM'S 2021 TOP 100 PROSPECTS LIST

18



2020

- Made six starts during his rookie campaign and went 3-2 with a 1.95 ERA (7 ER/32.1 IP) and 41 strikeouts...He finished seventh in N.L. Rookie of the Year balloting.

▲ He entered the season ranked by MLB.com as Atlanta's top pitching prospect, and as the Braves' No. 3 prospect overall.

▲ His 41 strikeouts are the most by a Braves pitcher through their first six appearances in the live-ball era, passing Mike Minor who had 36.

- Since the Braves moved to Atlanta in 1966, just one other starter opened their career with six starts and a lower ERA than Anderson's 1.95 mark...David Hale pitched to a 1.83 ERA over six starts between 2013-14.
- Made his major league debut, August 26 vs. NYY, and allowed just one hit and one run over 6.0 innings to earn the win in Game 1 of a doubleheader.

▲ Carried a no-hit bid through 5.1 innings... Per Elias, Anderson's 5.1 no-hit innings was the longest bid in a debut since Tampa Bay's Brendan McCay on June 29 of last season, and the longest by any Braves pitcher in his debut since the team moved to Atlanta in 1966.

- Debuted against the New York Yankees on August 26 and held them to one run over 6.0 innings to earn the win.

CAREER HIGHS

Most Innings Pitched

7.0, 9/12/20, ATL at WSH

Most Runs

3, 2x, last: 9/24/20, ATL vs. MIA

Most Earned Runs

3, 9/19/20, ATL at NYM

Most Hits Allowed

7, 9/24/20, ATL vs. MIA

Most Home Runs Allowed

1, 8/26/20[1] vs. NYY

Most Walks

4, 2x, last: 9/19/20, ATL at NYM

Most Strikeouts

9, 9/12/20, ATL at WSH

Longest winning streak

3 games, 8/26-9/12/20

Longest losing streak

2 games, 9/19/20-present

▲ Prior to Anderson, 11 pitchers had made their debuts as a starter against the Yankees since 2011, with the Yankees going 10-1 in those contests and those starters going 1-7 with a 5.09 ERA.

- Beat the Yankees in his debut, August 26, and beat Boston in his next start, September 1...Became just the second pitcher since 1920 to beat the Yankees and Red Sox in his first two starts.

- A Became just the 18th pitcher in baseball's live-ball era (since 1920) to start against both the Yankees and Red Sox in their first two games, with the Angels' Jason Dickson doing so last in 1996.
 - A Of the 17 starters prior to Anderson to face the Yankees and Red Sox in their first two games since 1920 just one had earned the win in both games.
 - A Cleveland's Luis Tiant beat the Yankees, 3-0 in his debut on July 19, 1964, before beating the Red Sox, 6-1, on July 24.
- Started on September 12 vs. Washington and set career highs in innings (7.0) and strikeouts (9) while holding the Nationals scoreless over 7.0 one-hit innings.
 - A Anderson also allowed one hit over 6.0 innings in his MLB debut...He became just the second pitcher over the last 120 seasons to allow one hit or less in two starts of at least 6.0 innings within his first four career appearances...The only other pitcher to do so was Philadelphia's Marvin Freeman in 1986.

2020 POSTSEASON

- Made four starts in the postseason and went 2-0 with a 0.96 ERA (2 ER/18.2 IP) and 24 strikeouts... Pitched Game 2 of the Wild Card Series vs. Cincinnati, Game 2 of the NLDS vs. Miami and Games 2 and 7 of the NLCS vs. Los Angeles.
- Did not allow a run in any of his first three career playoff starts.
 - A He is the first pitcher in franchise history to make three straight playoff starts and not allow a run...Anderson is one of just two pitchers in baseball history to open their postseason career with three consecutive scoreless starts of at least 4.0 innings, joining Hall-of-Famer Christy Mathewson...Mathewson pitched shutouts in Game 1, Game 3 and Game 5 of the 1905 World Series in his first three playoff starts.
- Started Game 7 of the NLCS and is the first Braves rookie to ever start a winner-take-all playoff game...Anderson started at 22 years, 169 days old, and is the sixth youngest pitcher in history to start a winner-take-all playoff game.
 - A He is the youngest to do so since Cleveland's Jaret Wright started Game 7 of the 1997 World Series at 21 years, 301 days.
- Made his second career postseason start in Game 2 of the NLDS and held Miami to just three hits and one walk over 5.2 scoreless innings, striking out eight.
 - A Blanked Cincinnati in his playoff debut, and became just the third pitcher in franchise history with back-to-back scoreless starts in the postseason...Steve Avery did so in Games 2 and 6 of the 1991 NLCS at Pittsburgh, and Lew Burdette did so in Games 5 and 7 of the 1957 World Series vs. New York.
 - A Anderson is the first pitcher in franchise history with multiple scoreless postseason starts in which he allowed no more than three hits and struck out at least eight after doing so in each of his first two postseason appearances...He is just the eighth pitcher in history with two such playoff starts, joining Trevor Bauer, Kevin Brown, Roger Clemens, Randy Johnson, Cliff Lee, Pedro Martinez and Justin Verlander...No pitcher has three such starts in the playoffs.
- With his start in the Wild Card Game, became the first pitcher in franchise history to start in the postseason despite making no more than six career regular season appearances.
 - A Anderson was the first pitcher in baseball to make a postseason start with no more than six career regular season games since Cleveland's Ryan Merritt in Game 5 of the 2016 ALCS vs. Toronto.

MINOR LEAGUE NOTES

- Has pitched four seasons at the minor league level, all in Atlanta's system, and is 17-21 with a 2.91 ERA (122 ER/377.2 IP) over 80 starts.
- Was named a Southern League Mid-Season All-Star, a *Baseball America* Double-A All-Star and an MiLB.com Organizational All-Star in **2019** after pitching for Double-A Mississippi and Triple-A Gwinnett.
 - A Combined to go 8-7 with a 3.38 ERA (51 ER/135.2 IP) between the two stops, including a 2.68 ERA in 21 games with Mississippi.

▲ Was selected to pitch for the United States in the All-Star Futures Game.

- In **2018** Earned Florida State League Post-Season All-Star honors, and was named a High Class-A All-Star and Minor League All-Star by *Baseball America*.

▲ Split the season between High-A Florida and Double-A Mississippi, going 4-7 with a 2.49 ERA (33 ER/119.1 IP) between the two stops.

- Made 20 starts in his first full minor league season in **2017** and went 4-5 with a 3.14 ERA (29 ER/83.0 IP) for Single-A Rome.

▲ Was named South Atlantic League Pitcher of the Week on May 28 after allowing just one hit and fanning 11 over 6.0 shutout innings in his lone start during the week.

▲ Selected by the Braves with the third overall pick in the 2016 First-Year Player Draft, Atlanta's highest draft selection since 1991, when it took Mike Kelly second overall.

- Went 6-1 with two saves and a 0.66 ERA (5 ER/53.1 IP) over 11 appearances during his junior season...Allowed just 21 hits while striking out 91 in 53.1 innings pitched en route to being tabbed as the 2015 Pitcher of the Year by both *Baseball America* and Louisville Slugger.
- In the fall of 2015, helped Team USA (U18) win its third consecutive Gold Medal at the World Cup Championship in Osaka, Japan.
- Rated as the 12th-best prospect by *Baseball America* in the 2016 draft class and earned the distinction by the publication as having the "Best Delivery" by a prep pitcher.
 - ▲ ESPN ranked him as the seventh-best player and the third-best prep pitcher.

AMATEUR

- A 2016 preseason High School All-America selection by *Baseball America* and Rawlings-Perfect Game, he was limited during his senior year at Shenendehowa High School in Clifton Park, NY due to pneumonia.

COMPLETE RECORD

Year	Club	W-L	ERA	G	GS	CG	SHO	SV	IP	H	R	ER	HR	HB	BB	SO	WP	BK
2016	GCL Braves	1-0	0.00	5	5	0	0	0	18.0	14	2	0	0	0	4	18	1	0
	Danville	0-2	3.74	5	5	0	0	0	21.2	19	10	9	1	0	8	18	5	0
2017	Rome	4-5	3.14	20	20	0	0	0	83.0	69	30	29	0	11	43	101	8	0
2018	Florida	2-6	2.52	20	20	0	0	0	100.0	73	31	28	2	2	40	118	18	0
	Mississippi	2-1	2.33	4	4	0	0	0	19.1	14	5	5	0	1	9	24	1	0
2019	Mississippi	7-5	2.68	21	21	1	0	0	111.0	82	38	33	8	2	47	147	8	0
	Gwinnett	1-2	6.57	5	5	0	0	0	24.2	23	18	18	5	0	18	25	1	0
2020	Atlanta	3-2	1.95	6	6	0	0	0	32.1	21	11	7	1	2	14	41	4	0
Minor Totals		17-21	2.91	80	80	1	0	0	377.2	294	134	122	16	16	169	451	42	0
Major Totals		3-2	1.95	6	6	0	0	0	32.1	21	11	7	1	2	14	41	4	0

WILD CARD RECORD

Year	Club, Opp	W-L	ERA	G	GS	CG	SHO	SV	IP	H	R	ER	HR	HP	BB	SO	WP	BK
2020	Atl. vs. Cin.	1-0	0.00	1	1	0	0	0	6.0	2	0	0	0	0	2	9	0	0

DIVISION SERIES RECORD

Year	Club, Opp	W-L	ERA	G	GS	CG	SHO	SV	IP	H	R	ER	HR	HP	BB	SO	WP	BK
2020	Atl. vs. Mia.	1-0	0.00	1	1	0	0	0	5.2	3	0	0	0	0	1	8	0	0

CHAMPIONSHIP SERIES RECORD

Year	Club, Opp	W-L	ERA	G	GS	CG	SHO	SV	IP	H	R	ER	HR	HP	BB	SO	WP	BK
2020	Atl. vs. LAD	0-0	2.57	2	2	0	0	0	7.0	6	2	2	0	0	7	7	1	0

MAJOR LEAGUE FIELDING RECORD

Position	PCT	G	PO	A	E	TC	DP
Pitcher	.750	6	2	1	1	4	0



VÍCTOR ARANO

72

RIGHT-HANDED PITCHER

Full Name: **Victor Teodoro Arano Armas**

Bats: **Right**

Throws: **Right**

Height: **6-2**

Weight: **230**

DOB: **February 7, 1995**

Opening Day Age: **26**

Born: **Cosamaloapan, Mexico**

Resides: **Cosamaloapan, Mexico**

MLB Debut: **September 12, 2017** MLB Service Time: **2.020**

Acquired: **Off waivers from Philadelphia, January 22, 2021**

Contract Status: **Signed through 2021**

2020

- Spent the entire season at the Phillies' alternate training site.
- Made one relief appearance during the spring, allowing no runs in 1.0 innings.

MAJOR LEAGUE NOTES

- Has pitched in 73 career games across three major league seasons, combining to go 3-2 with a 2.65 ERA (22 ER/74.2 IP), three saves and 80 strikeouts from 2017-19...Has pitched exclusively for Philadelphia in the majors.
 - Was signed by the Los Angeles Dodgers as a non-drafted free agent and acquired by the Phillies in August 2014 to complete an earlier trade between the clubs for Roberto Hernandez (Fausto Carmona).
- Struck out all six batters he faced on April 14, 2019 at Miami, becoming just the second Phillies reliever since 1900 to do so and the first since Willie Hernandez on July 3, 1983 vs. the Mets.
- Retired each of the first 25 batters he faced to open 2018 and retired 32 straight dating to 2017, the most by a Phillies pitcher since Rick Wise also got out 32 straight during a 12-inning start on September 18, 1971.
 - Did not allow a run in his first 10.1 innings on the season.
- Recorded his first career save, July 4, 2018 vs. Baltimore.
 - Pitched 2.0 scoreless innings with three strikeouts.
- Had his contract selected from Triple-A Reading, September 12, 2017 and made his debut that night vs. Miami with 0.2 innings.
 - Earned his first career win four days later, September 16 vs. Oakland.

CAREER HIGHS

Most IP

2.0, 11x, last: 4/14/19, PHI at MIA

Most Runs Allowed

4, 8/21/18, PHI at WSH

Most Earned Runs Allowed

4, 8/21/18, PHI at WSH

Most Hits Allowed

4, 3x, last: 9/26/18, PHI at COL

Most HR's Allowed

2, 2x, last: 9/26/18, PHI at COL

Most Walks

2, 3x, last: 7/11/18, PHI at NYM

Most Strikeouts

6, 4/14/19, PHI at MIA

Longest Winning Streak

2 games, 9/16/17-6/30/18

Longest Losing Streak

2 games, 7/9-8/21/18

- Has made two trips to the injured list throughout his career, including a 60-day stint in 2019 that cost him the bulk of the season.
 - Was on Philadelphia's disabled list from April 29 to May 19, 2018 with a right rotator cuff strain.
 - Missed the majority of 2019 with a right forearm strain...Pitched in three games before being sidelined

MINOR LEAGUE NOTES

- Has pitched in parts of seven seasons at the minor-league level, going 19-25 with a 3.89 ERA (166 ER/383.2 IP) and 344 strikeouts in 142 games, including 45 starts.
- Pitched a pair of seasons in the Dodgers organization, 2013-14, and for five seasons, 2015-2019, with the Phillies.
 - ▲ Was named an MiLB.com Organizational All-Star with the Phillies in **2016** after going 5-2 with a 2.26 ERA (20 ER/79.2 IP) in 46 games between High-A Clearwater and Double-A Reading.

TRANSACTIONS

- Selected by the Los Angeles Dodgers as a non-drafted free agent on April 4, 2013; signed by Mike Brito and Pat Kelly.
- Acquired by the Philadelphia Phillies as the second player to be named later from the Los Angeles Dodgers on August 28, 2014; Philadelphia traded RHP Roberto Hernandez to Los Angeles on August 7, 2014 in exchange for two players to be named later (also INF Jesmuel Valentin on August 16).
- On Philadelphia's disabled list (right rotator cuff strain) from April 29 to May 19, 2018; included an injury rehabilitation assignment to Reading (AA) and Lehigh Valley (AAA).
- On Philadelphia's 60-day injured list (right forearm strain) from April 19 through the end of the 2019 season.
- Claimed by the Atlanta Braves off waivers from the Philadelphia Phillies on January 22, 2021.

COMPLETE RECORD

Year	Club	W-L	ERA	G	GS	CG	SHO	SV	IP	H	R	ER	HR	HB	BB	SO	WP	BK
2013	AZL Dodgers	3-2	4.20	13	8	0	0	0	49.1	52	34	23	4	0	13	49	9	0
2014	Great Lakes	4-7	4.08	22	15	0	0	3	86.0	88	42	39	11	0	20	83	7	1
2015	Clearwater	4-12	4.72	24	22	1	1	0	124.0	131	69	65	7	11	26	69	11	1
2016	Clearwater	4-1	2.29	35	0	0	0	4	63.0	52	21	16	4	1	15	71	2	0
	Reading	1-1	2.16	11	0	0	0	1	16.2	11	6	4	2	0	4	24	1	0
2017	Reading	1-2	4.19	32	0	0	0	9	38.2	39	20	18	7	1	11	38	7	0
	Philadelphia	1-0	1.69	10	0	0	0	0	10.2	6	2	2	0	0	4	13	0	0
2018	Philadelphia	1-2	2.73	60	0	0	0	3	59.1	54	19	18	6	1	17	60	1	0
	Reading	0-0	9.00	1	0	0	0	0	1.0	2	1	1	0	0	0	2	0	0
	Lehigh Valley	0-0	0.00	1	0	0	0	0	1.0	1	0	0	0	0	1	1	0	0
2019	Lehigh Valley	2-0	0.00	3	0	0	0	0	4.0	0	0	0	0	0	1	7	0	0
	Philadelphia	1-0	3.86	3	0	0	0	0	4.2	2	2	2	1	0	2	7	0	0
Minor Totals		19-25	3.89	142	45	1	1	17	383.2	376	193	166	35	13	91	344	37	2
Major Totals		3-2	2.65	73	0	0	0	3	74.2	62	23	22	7	1	23	80	1	0

MAJOR LEAGUE FIELDING RECORD

Position	PCT	G	PO	A	E	TC	DP
Pitcher	1.000	73	1	7	0	8	0



NON-ROSTER INVITEE

BRYCE BALL

82

INFIELDER

Full Name: **Brycelin Steven Ball**Bats: **Left**Throws: **Right**Height: **6-6**Weight: **240**DOB: **July 8, 1998**Opening Day Age: **22**Born: **Mason City, IA**Resides: **Mason City, IA**MLB Debut: **None**MLB Service Time: **0.000**Acquired: **Braves' 24th-round pick in 2019**Contract Status: **Signed through 2021**

2020

- Received a non-roster invitation to Atlanta's Spring Training, less than one year after getting drafted by the Braves...Played in 10 games and went 3-for-16 (.188) with one home run, one RBI, three walks and three runs scored.
- Added to the Club Player Pool on 7/7 and spent the rest of the season at the alternate training site.
- Ended the season ranked by MLB.com as the Braves' 19th-best prospect.

2019

- Split his first professional season between Single-A Danville and Rome, combining to hit .329 (76-for-231) with 17 home runs and 52 RBI.
- Was named by the organization as Danville's (Rookie-Advanced) Player of the Year.
 - Led Danville and finished second in the league with 13 home runs despite playing in only 41 games.
 - Was also tabbed as Danville's Player of the Month in both June and July.

- Was an Appalachian League Post-Season All-Star...Along with finishing second in the circuit in home runs, ranked eighth with 38 RBI
 - Was also the Appy League Player of the Week for the period of 6/18-23, his first week in professional baseball...Hit .526 with two home runs and seven RBI, posting a 1.473 OPS.
- Selected by *Baseball America* as an Appalachian League Rookie All-Star...Also tabbed by the publication as the best "Power Hitter" in the Braves organization.

AMATEUR

- In his only season at Dallas Baptist University, was a First Team All-Missouri Valley Conference selection after leading the conference in home runs (18), RBI (54) and walks (51).
 - His 18 home runs were the fifth most in a single season in DBU's Division I era.
- Spent the first two years of his collegiate career at North Iowa Area CC.
- Was a four-year letterman at Newman Catholic (IA) High School...Named a Rawlings-Perfect Game Honorable Mention All-American following his senior season.

TRANSACTIONS

- Selected by the Atlanta Braves in the 24th round of the 2019 First-Year Player Draft.

COMPLETE RECORD

Year	Club	AVG	G	AB	R	H	2B	3B	HR	RBI	SH	SF	HP	BB	SO	SB-CS	OBP	SLG	E
2019	Danville	.324	41	145	37	47	12	0	13	38	0	4	2	22	30	0-0	.410	.676	2
	Rome	.337	21	86	14	29	6	0	4	14	0	0	0	4	20	0-0	.367	.547	1
	Minor Totals	.329	62	231	51	76	18	0	17	52	0	4	2	26	50	0-0	.395	.628	3

**NON-ROSTER INVITEE**

LOGAN BROWN

87

CATCHER

Full Name: **Logan Murray Brown**Bats: **Left**Throws: **Right**Height: **6-1**Weight: **190**DOB: **September 14, 1996**Opening Day Age: **24**Born: **Evansville, IN**Resides: **Evansville, IN**MLB Debut: **None**MLB Service Time: **0.000**Acquired: **Braves' 35th-round pick in 2018**Contract Status: **Signed through 2021**

2020

- On Atlanta's initial 60-man player pool...Spent the season at the club's alternate training site.
- Ended the season ranked by MLB.com as the Braves' No. 27 prospect.

2019

- Split the season between Single-A Rome and High-A Florida, combining to hit .272/.313/.334 (100-for-368) with 20 extra-base hits (18 2B, 1 3B, 1 HR), 46 RBI and 37 runs scored in 99 games.
 - ▲ Threw out 37-of-93 would-be basestealers (39.8%) between the two stops.
- Played in 51 games with Rome and was a Mid-Season South Atlantic League All-Star...Also tabbed as the organization's co-Player of the Month for June.
 - ▲ Hit .333 (15-for-45) in 12 June games.
 - ▲ Caught two-time All-Star Dallas Keuchel's first start in the Braves organization, on 6/10.
- Finished the season as MLB.com's No. 26 Braves' prospect.

AMATEUR

- Played three seasons collegiately, 2016-18, at Southern Indiana University in Evansville, Ind... In 140 games with the Screaming Eagles, hit .310/.381/.419 (136-for-439) with five home runs and 72 RBI.
 - ▲ In 2018, had a 21-game hitting streak, the school's single-season record... Defensively, threw out 25-of-70 (35.7%) runners attempting to steal.
- Attended Mt. Vernon (IN) High School...Named the Defensive Player of the Year as a senior...Also played tennis.

PERSONAL

- His father, Kevin, had a seven-year major-league career, also as a catcher, between Texas (1996-97), Toronto (1998-99), Milwaukee (2000-01) and Boston (2002).
- His mother, Rachel Daniel, was a tennis player at Logan's alma mater, Southern Indiana.

TRANSACTIONS

- Selected by the Atlanta Braves in the 35th round of the 2018 First-Year Player Draft...Signed by Kevin Berry.

COMPLETE RECORD

Year	Club	AVG	G	AB	R	H	2B	3B	HR	RBI	SH	SF	HP	BB	SO	SB-CS	OBP	SLG	E
2018	GCL Braves	.272	37	114	13	31	5	0	3	16	0	0	2	11	16	0-1	.346	.395	4
2019	Rome	.301	51	193	25	58	11	1	1	26	0	0	4	11	39	0-0	.351	.383	4
	Florida	.240	48	175	12	42	7	0	0	20	0	0	1	6	44	0-0	.269	.280	3
Minor Totals		.272	136	482	50	131	23	1	4	62	0	0	7	28	99	0-1	.321	.349	11



NON-ROSTER INVITEE

THOMAS BURROWS

78

LEFT-HANDED PITCHER

Full Name: **Thomas E. Burrows**Bats: **Left**Throws: **Left**Height: **6-2**Weight: **230**DOB: **September 14, 1994**Opening Day Age: **26**Born: **Florence, AL**Resides: **Florence, AL**MLB Debut: **None**MLB Service Time: **0.000**Acquired: **Trade with Seattle, January 11, 2017**Contract Status: **Signed through 2021**

2020

- Received a non-roster invitation to Atlanta's Spring Training.
 - A** Made three relief appearances, allowing two runs, earned, in 3.0 innings...Walked four and struck out three.
- Ended the season ranked by MLB.com as Atlanta's No. 24 prospect.

2019

- Spent the season between two levels of the Braves minor league system, appearing in 43 games out of the bullpen with seven saves in nine chances and a 4.42 ERA (28 ER/57.0 IP).
- Began the year with Triple-A Gwinnett, compiling a 5.21 ERA in 16 games...Sent to Double-A Mississippi and made his debut with the M-Braves on 5/28...Allowed two earned runs over 11.1 innings with one save in eight games before a promotion back to the Stripers.
- Returned to Gwinnett on 7/3 and appeared in 11 games with Stripers before returning to M-Braves...Finished his season in Double-A.

2018

- Split the season between Rome (A), Florida (A+) and Mississippi (AA) and combined to go 6-2 with a 2.66 ERA (20 ER/67.2 IP), 11 saves and 86 strikeouts across 45 games.
- Ranked in the Top 10 among Atlanta's relief prospects (min. 30 IP) in saves (T3rd, 11), hits per 9.0 innings (5th, 6.4) and ERA (8th, 2.66).

2017

- Acquired by Atlanta from Seattle in January and played the full season with Single-A Rome.
- His 92 strikeouts led all Atlanta relief farmhands, and his 12.4 SO/9.0 IP was the second-best rate in the system (min. 60.0 IP).

AMATEUR

- Finished his three-year collegiate career at Alabama as the school's career leader in saves (30).

TRANSACTIONS

- Selected by the Seattle Mariners in the fourth round (117th overall) of the 2016 First-Year Player Draft... Signed by Jay Catalano.
- Acquired by the Atlanta Braves along with LHP Luiz Gohara from the Seattle Mariners in exchange for OF Mallex Smith and RHP Shae Simmons on January 11, 2017

COMPLETE RECORD

Year	Club	W-L	ERA	G	GS	CG	SHO	SV	IP	H	R	ER	HR	HB	BB	SO	WP	BK
2016	Everett	0-1	2.55	20	0	0	0	6	24.2	23	8	7	1	2	11	37	2	0
2017	Rome	3-5	2.16	38	0	0	0	3	66.2	48	20	16	1	9	25	92	11	0
2018	Rome	0-0	0.00	1	0	0	0	1	2.0	0	0	0	0	0	4	0	0	
	Florida	6-2	3.28	29	0	0	0	4	46.2	38	22	17	0	3	30	55	1	0
	Mississippi	0-0	1.42	15	0	0	0	6	19.0	10	3	3	0	2	6	27	1	0
2019	Gwinnett	1-1	4.75	27	0	0	0	6	36.0	31	21	19	3	5	18	39	2	1
	Mississippi	1-3	3.86	16	0	0	0	1	21.0	16	11	9	2	0	6	24	2	1
Minor Totals		11-12	2.96	146	0	0	0	27	216.0	166	85	71	7	21	96	278	19	2



JOHAN CAMARGO

17

INFIELDER

Full Name: **Johan Ramos Valentin Camargo**

Bats: **Switch**

Throws: **Right**

Height: **6-0**

Weight: **195**

DOB: **December 13, 1993**

Opening Day Age: **27**

Born: **Panamá City, Panamá**

Resides: **Panamá City, Panamá**

MLB Debut: **April 11, 2017**

MLB Service Time: **3.098**

Acquired: **Signed as a non-drafted free agent, July 2, 2010**

Contract Status: **Signed through 2021**

2020

- In his fourth major-league season, played in 35 games and hit .200/.244/.367 (24-for-120) with four home runs and nine RBI.
 - Twelve of his 24 hits went for extra bases (8 2B, 4 HR).
- Started 31 of the 35 games he appeared...Twenty-one of his starts came at second base, serving as the primary second baseman when Ozzie Albies went on the injured list...His other 10 starts came at third base.
 - Had 0.5 defensive bWAR...Totaled 1.1 defensive bWAR in his first three seasons.
 - His four Outs Above Average were the most on the team and tied for 19th most in major leagues.
 - Had one error, in 113 total chances (.991).
- Had just six walks and 35 strikeouts...His 4.7% walk rate was his lowest since his rookie season, while his 27.6% strikeout rate was easily the highest of his career.
 - Over his final nine games, struck out just three times, covering 34 plate appearances (8.8%).
- Had a season-best six-game hitting streak, from 8/29-9/4, tied for the second longest of his career...Hit .348/.400/.565 (8-for-23) in that stretch.
- That streak began when he snapped an 18-at-bat hitless streak by hitting a 442-foot home run off Philadelphia's Zach Eflin, the longest homer of his career.
- Began the season with the Braves...Made his second career Opening Day roster, after also doing so last season...Optioned to the club's alternate training site on 9/9, where he spent the rest of the regular season.

CAREER HIGHS

Most Runs

3, 6/4/17, ATL at CIN

Most Hits

4, 2x, last: 8/10/18, ATL vs. MIL

Most Doubles

2, 10x, last: 8/21/20, ATL vs. PHI

Most Triples

1, 4x, last: 4/28/19, ATL vs. COL

Most Home Runs

1, 34x, last: 8/29/20, ATL at PHI

Most RBI

5, 6/19/18, ATL at TOR

Most Walks

2, 13x, last: 8/4/19, ATL vs. CIN

Most Stolen Bases

1, 2x, last: 4/27/19, ATL vs. COL

Longest Hitting Streak

10 games, 6/22-7/4/18

- Following the season, played in 15 games in the Dominican Winter League with Aguilas Cibaenas...Hit .212/.311/.231 (11-for-52) with one double, seven RBI and as many walks (7) and strikeouts (7).
 - Also played for the Dominican Republic in the Caribbean Series...In seven games, went 3-for-22 (.136) with one homer, two RBI and two walks.

2020 POSTSEASON

- Went 2-for-8 with a double, RBI and two walks in four games, all in the NLCS...Replaced OF Adam Duvall (strained left oblique) on the roster prior to Game 2.
 - Began his postseason career 0-for-18... Went 0-for-15 in the 2018 NLDS against the Dodgers, his only previous postseason experience.
- Made the Braves Wild Card Series roster but did not appear in either game.

MAJOR LEAGUE NOTES

- Has played in 349 games in his four-year major-league career, hitting .261/.319/.430 (276-for-1,057) with 68 doubles, 34 home runs, 144 RBI and 140 runs scored.
 - Has an .845 OPS as a right-handed batter, slugging .506, compared to a .708 OPS from the left side, slugging .398...Twenty-one of his 34 career homers have come as a left-handed hitter, where he has taken 71 percent (821-for-1,155) of his career plate appearances.
- Is a career .274/.308/.548 (17-for-62) batter as a pinch-hitter...His .548 slugging percentage is third best among major league pinch hitters since the start of the 2017 season (min. 65 plate appearances), bested only by Ian Happ (.625, 69 PA) and Pat Valaika (.552, 115 PA).
 - Seven of his 10 pinch-hits in 2019 went for extra bases (3 2B, 4 HR)... Only San Francisco's Pablo Sandoval (10) and Pittsburgh's José Osuna (8) had more extra-base pinch hits that season.
 - With his four pinch-hit home runs that season, became the fourth player in Braves history to hit at least that many pinch-hit homers in a single season...Evan Gattis (2013) and Tommy Gregg (1990) also hit four, while Butch Nieman hit a franchise-record five for Boston in 1945.
- Has hit .298 (74-for-248) in his career with runners in scoring position, producing an .852 OPS in those situations, with 28 extra-base hits (20 2B, 1 3B, 7 HR).
 - In 2018, had a 1.023 OPS (39-for-115) with runners in scoring position, second best in the N.L. among qualified hitters (Votto, 1.028).
- Has played six positions in his career, all four in the infield and the two corner outfield spots...Has played a career-most 185 games at third base.

- Has made 13 career starts in the outfield, all in 2019 (8 in LF, 5 in RF)...Committed only one error in 27 total chances, totaling 16 games.
- Hit a career-best 19 home runs in 2018, the most by a Braves third baseman since Chipper Jones had 22 in 2008.
 - Hit a walk-off homer, his only career game-ending hit, on 5/29/18 off the Mets' Gerson Bautista...In a 6-6 game in the ninth inning, Camargo hit the first pitch of the at-bat out to right field.
 - Less than a month later, on 6/19 at Toronto, hit his only career grand slam, off LH Jaime García...Finished the game 4-for-5 with five RBI from the No. 9 spot... Since the RBI became an official stat in 1920, became just the fourth No. 9 hitter in the N.L. to have four hits and five RBI in a game (Jack Scott, 1926; Johnny Sain, 1946 and Micah Owings, 2007).
- Made his major league on 4/11/17 at Miami... Collected his first hit on 4/16, in his third career at-bat, a pinch-hit RBI single against the Padres' Christian Bethancourt.
 - Hit .299 (72-for-241) in the 2017 season, tied for second among major league rookies (min. 200 at-bats).
 - Had 21 doubles, all of which came over his first 77 games with Atlanta, the most two-base hits through a player's first 77 games in Atlanta franchise history (since 1966).
- Has been on the injured list three times in his major-league career, one in each of his first three seasons.
 - Fouled a ball of his shin on 9/11/19, fracturing his shin...Missed the rest of the season, including the postseason.
 - Began the 2018 season on the 10-day disabled list with a right oblique muscle strain...Missed 16 games.
 - Suffered a right knee bone bruise on 8/9/17 during pre-game warmups... Activated nearly a month later, on 9/5.

MINOR LEAGUE NOTES

- Named by the organization as Triple-A Gwinnett's Player of the Month for May 2017... Batted .337 (30-for-89) with 14 RBI in 22 games... Made his major-league debut the previous month, on April 11, and was optioned to Gwinnett just over a week later.

- Earned Mid- and Post-Season Carolina League All-Star honors with High-A Carolina in **2015**... Had 22 extra-base hits and 32 RBI in 130 games.
- In his first professional season, **2012**, named by the Braves as the DSL Player of the Year... Led the team in batting average (.343), on-base percentage (.433), slugging percentage (.455), hits (68) and doubles (14)...His .433 OBP was the highest among farmhands with more than 200 plate appearances.
- Tabbed Atlanta's "Best Defensive Infielder" by *Baseball America* in three separate seasons coming up through the Braves system.
- Signed with the Braves in July 2010 but did not make his professional debut until 2012...Missed the **2011** season with right elbow tendinitis.

TRANSACTIONS

- Signed by the Atlanta Braves as a non-drafted free agent on July 2, 2010...Signed by Luis Ortiz.
- On Atlanta's disabled list (right knee bruise) from August 9 to September 5, 2017; included injury rehabilitation assignments with the GCL Braves (R) and Gwinnett (AAA).
- On Atlanta's disabled list (right abdominal strain) from March 26 to April 18, 2018; included rehabilitation assignments with Florida (High-A) and Gwinnett (AAA).
- On Atlanta's injured list (fractured right shin) from September 12 to the end of the 2019 season.

COMPLETE RECORD

Year	Club	AVG	G	AB	R	H	2B	3B	HR	RBI	SH	SF	HP	BB	SO	SB-CS	OBP	SLG	E
2011		Did Not Play																	
2012	DSL Braves	.343	59	198	38	68	14	1	2	26	10	1	7	25	27	6-3	.433	.455	21
2013	Danville	.294	57	228	28	67	7	4	0	14	5	0	5	18	31	3-3	.359	.360	9
2014	Rome	.267	115	420	53	112	16	4	0	40	15	7	2	34	50	7-6	.320	.324	33
	Lynchburg	.259	17	58	7	15	2	0	1	6	1	2	0	1	13	0-0	.262	.345	3
2015	Carolina	.258	130	391	50	101	15	6	1	32	20	4	4	30	54	4-2	.315	.335	24
2016	Mississippi	.267	126	446	46	119	26	6	4	43	17	3	1	24	82	1-2	.304	.379	15
2017	Gwinnett	.295	33	129	17	38	9	1	4	20	1	2	2	8	22	1-0	.340	.473	4
	Atlanta	.299	82	241	30	72	21	2	4	27	2	1	0	12	51	0-0	.331	.452	4
	GCL Braves	.500	1	4	1	2	0	0	0	0	0	0	0	0	0	0-0	.500	.500	0
2018	Florida	.125	2	8	0	1	0	0	0	0	0	0	0	1	3	0-0	.222	.125	0
	Gwinnett	.303	8	33	6	10	2	0	3	7	0	0	0	3	9	0-0	.361	.636	1
	Atlanta	.272	134	464	63	126	27	1	19	76	0	3	6	51	108	1-1	.349	.457	13
2019	Atlanta	.233	98	232	31	54	12	1	7	32	1	0	0	15	43	1-0	.279	.384	7
	Gwinnett	.483	14	58	10	28	6	0	2	15	0	0	1	5	12	0-0	.531	.690	4
2020	Atlanta	.200	35	120	16	24	8	0	4	9	0	0	1	6	35	0-0	.244	.367	1
Minor Totals		.284	562	1973	256	561	97	22	17	203	69	19	22	149	303	22-16	.338	.382	114
Major Totals		.261	349	1057	140	276	68	4	34	144	3	4	7	84	237	2-1	.319	.430	25

DIVISION SERIES RECORD

Year	Club, Opp.	AVG	G	AB	R	H	2B	3B	HR	RBI	SH	SF	HP	BB	SO	SB	CS	E
2018	Atl. vs. LAD	.000	4	15	1	0	0	0	0	0	0	0	0	1	5	0	0	0

CHAMPIONSHIP SERIES RECORD

Year	Club, Opp.	AVG	G	AB	R	H	2B	3B	HR	RBI	SH	SF	HP	BB	SO	SB	CS	E
2020	Atl vs. LAD	.250	4	8	0	2	1	0	0	1	0	0	0	2	3	0	0	0

MAJOR LEAGUE FIELDING RECORD

Position	PCT	G	PO	A	E	TC	DP
Third Base	.958	185	106	277	17	400	25
Shortstop	.983	69	68	162	4	234	37
Second Base	.977	37	58	70	3	131	24
Left Field	.957	12	22	0	1	23	0
Right Field	1.000	5	4	0	0	4	0
First Base	--	1	0	0	0	0	0



WILLIAM CONTRERAS

60

CATCHER

Full Name: **William Jesus**

Bats: **Right**

Throws: **Right**

Height: **6-0**

Weight: **180**

DOB: **December 24, 1997**

Opening Day Age: **23**

Born: **Puerto Cabello, VZ**

Resides: **Orlando, FL**

MLB Debut: **July 24, 2020**

MLB Service Time: **0.017**

Acquired: **Signed as a non-drafted free agent, February 1, 2015**

Contract Status: **Signed through 2021**

2020

- Made his major-league debut with a four-game stint in Atlanta to begin the season...Went 4-for-10 (.400) with one double and one RBI...Spent the rest of the season at the alternate training site.

A Is one of nine catchers in Braves history to open their career by collecting at least four hits in their first four career games... Of the nine on the list, Contreras' 10 plate appearances are the fewest...Del Crandall, Evan Gattis and Luke Urban all had a record five hits in this period.

- Made the Braves' Opening Day roster...Debuted in Atlanta's opener, on 7/24 at NYM, as a defensive replacement...At 22 years, 213 days, became the youngest Braves catcher to debut since Jarrod Saltalamacchia did so on his 22nd birthday, 5/2/07.

A Was recalled prior to the game after catchers Travis d'Arnaud and Tyler Flowers were placed on the COVID-related injured list for precautionary reasons.

- On the first pitch he saw in the major leagues, recorded an RBI double in the 10th inning on 7/25 off the Mets' Hunter Strickland.

A His younger brother, the Cubs' Willson, also made his debut as a defensive replacement (6/17/16), before also collecting an extra-base hit (a home run) in his first career plate appearance in his second game (6/19/16).

- In his third career game, his first start, had a career-best three hits...Went 3-for-5 on ESPN's "Sunday Night Baseball," 7/26 at New York-NL.

CAREER HIGHS

Most Runs

None

Most Hits

3, 7/26/20, ATL at NYM

Most Doubles

1, 7/25/20, ATL at NYM

Most Triples

None

Most Home Runs

None

Most RBI

1, 7/25/20, ATL at NYM

Most Walks

None

Most Stolen Bases

None

Longest Hitting Streak

2 games, 7/25-26/20

A Is one of three catchers in Braves history to have a three-hit game within their first three career games (Del Crandall, 3rd game, 6/23/49 and Evan Gattis, 2nd game, 4/5/13).

- Ended the season ranked by MLB.com as the Braves' No. 7 prospect...Tabbed the second-best catching prospect in the system behind 2019 first-round pick Shea Langeliers.

MINOR LEAGUE NOTES

- Named a Florida State League Mid-Season All-Star in **2019** with High-A Florida...Hit .263 (50-for-190) with three homers and 22 RBI in 50 games to open the season...Was promoted to Double-A in June and spent the rest of the season with Mississippi.
 - Has never appeared at the Triple-A level.
- Was a South Atlantic League Post-Season All-Star in **2018** with Single-A Rome...Finished the season with High-A Florida...Ended the campaign ranked in the top 10 among Braves farmhands (min. 200 PAs) in doubles (24, T5th), runs (57, T7th), batting average (.285, 8th), OPS (.783, 8th), hits (111, 9th) and home runs (11, T9).
 - Named by the organization as Rome's Player of the Month for July...Hit .306 (30-for-98) in 24 games.

- In **2017**, earned Appalachian League Post-Season All-Star honors with Rookie-Advanced Danville... Was also named by the Braves as the club's Player of the Year.
 - Hit .290/.378/.432 (49-for-169) in 45 games...His .379 on-base percentage was third highest among Atlanta minor leaguers (min. 150 ABs).

PERSONAL

- Is the younger brother of Cubs' two-time All-Star Willson Contreras.

TRANSACTIONS

- Signed by the Atlanta Braves as a non-drafted free agent on February 1, 2015...Signed by Rolando Petit.

COMPLETE RECORD

Year	Club	AVG	G	AB	R	H	2B	3B	HR	RBI	SH	SF	HP	BB	SO	SB-CS	OBP	SLG	E
2015	DSL Braves	.314	49	172	21	54	9	4	0	32	1	1	1	15	21	2-2	.370	.413	6
2016	GCL Braves	.264	30	72	8	19	5	0	1	8	1	0	2	7	15	0-1	.346	.375	2
2017	Danville	.290	45	169	29	49	10	1	4	25	0	3	2	24	30	1-0	.379	.432	6
2018	Rome	.293	82	307	54	90	17	1	11	39	0	2	4	29	73	1-1	.360	.463	12
	Florida	.253	23	83	3	21	7	0	0	10	0	1	0	6	16	0-0	.300	.337	7
2019	Florida	.263	50	190	26	50	11	0	3	22	0	0	3	14	44	0-0	.324	.368	4
	Mississippi	.246	60	191	24	47	9	0	3	17	0	1	2	15	40	0-0	.306	.340	10
2020	Atlanta	.400	4	10	0	4	1	0	0	1	0	0	0	0	4	0-0	.400	.500	0
Minor Totals		.279	339	1184	165	330	68	6	22	153	2	8	14	110	239	4-4	.345	.402	47
Major Totals		.400	4	10	0	4	1	0	0	1	0	0	0	0	4	0-0	.400	.500	0

MAJOR LEAGUE FIELDING RECORD

Position	PCT	G	PO	A	E	TC	DP
Catcher	1.000	2	21	1	0	22	0





TRAVIS D'ARNAUD

16

CATCHER

Full Name: **Travis E. d'Arnaud**

Bats: **Right**

Throws: **Right**

Height: **6-2**

Weight: **210**

DOB: **February 10, 1989**

Opening Day Age: **32**

Born: **Long Beach, CA**

Resides: **Los Alamitos, CA**

MLB Debut: **August 17, 2013**

MLB Service Time: **7.044**

Acquired: **Signed as a free agent, November 24, 2019**

Contract Status: **Signed through 2021**

2020

- In his eighth major-league season, played in 44 games and hit a career-best .321/.386/.533 (53-for-165) with eight doubles, nine home runs, 34 RBI and 19 runs scored.
- Awards:** Louisville Slugger Silver Slugger (C), *Baseball America* All-MLB First Team (C).
 - A** Led all primary catchers (min. 175 plate appearances) in batting average (.321), on-base percentage (.386), slugging percentage (.533), RBI (34) and wRC+ (145)...His nine home runs were third most.
- Batted .321 (53-for-165) in 184 plate appearances...Fell two plate appearances shy of being a "qualified" hitter...The only qualified Braves catcher in the franchise's modern era (since 1900) to post a higher batting average was Ernie Lombardi, who hit .330 in 1942.
 - A** Hit safely in 33 of his 39 starts.
- Had a career-best 57.8% hard-hit rate (batted balls with an exit velocity of 95+ mph), topped only by the Padres' Fernando Tatis Jr. (62.2%)...d'Arnaud's 93.4 average exit velocity was also a career high, and ranked sixth in the majors.
- All nine of his home runs came off right-handers...Posted a 1.026 OPS against righties, hitting .344/.414/.611 (45-for-131)...Had a .506 OPS against southpaws in 34 at-bats... Conversely, over the first seven years of his career, had a significantly better OPS vs. left-handers (.781 vs. .696).

A Homered, on average, once every 18.33 at-bats, far better than the 26.79 ratio he had in his first seven major-league seasons.

CAREER HIGHS

Most Runs

3, 3x, last: 7/15/19, TB at NYY

Most Hits

4, 4/13/17, NYM at MIA

Most Doubles

2, 8x, last: 5/27/19, TB vs. TOR

Most Triples

1, 5x, last: 4/13/17, NYM at MIA

Most Home Runs

3, 7/15/19, TB at NYY

Most RBI

5, 3x, last: 7/31/20, ATL vs. NYM

Most Walks

3, 2x, last: 8/3/19, TB vs. MIA

Most Stolen Bases

1, 2x, last: 7/31/20, ATL vs. NYM

Longest Hitting Streak

9 games, 2x, last: 7/26-8/6/19

A He twice homered in consecutive games, first from September 4-5 and then from September 18-19...Had just one of these streaks in his career prior to this season (also 2 games, 6/6-8/19).

- Batted .333/.420/.540 in 23 games in September... Had five home runs and 16 RBI.

➤ Reached base safely in his final 16 games, a career-long streak...Only the Dodgers' Justin Turner ended the campaign with a longer on-base stretch...d'Arnaud had a .417 on-base percentage in that span, which dated to 9/9.

- On 7/31, playing in his first career game against the Mets, who he spent parts of his first seven seasons with, had a go-ahead, bases-clearing double in the eighth inning that capped a five-run frame and a six-run comeback...He had three hits and a single-game, career-high-tying five RBI in the contest...The Braves won, 11-10.

➤ Went 11-for-24 (.458) with three home runs and 11 RBI in six games against the Mets.

- Began the season on the COVID-related injured list...Made his Braves debut on 7/29 against Tampa Bay, Atlanta's home opener.

2020 POSTSEASON

- Was Atlanta's starting catcher for all 12 of its postseason games...Hit .286/.380/.476 (12-for-42) with two home runs, 10 RBI and four runs scored.

➤ His 10 RBI were the most by a Braves catcher in a single postseason...Only Marcell Ozuna (11) had more on the team.

➤ His seven walks were tied for second on the team with Ronald Acuña Jr. (Freeman, 8), while his 12 hits and two home runs were both one off the team lead.

- Seven of his RBI came in the Division Series vs. Miami, the most in history by a catcher in a single Division Series...It also matched the most RBI by any Braves player in a single Division Series...OF Brian Jordan also had seven in the 1999 NLDS against Houston.

- Went 6-for-10 (.600) in the three-game series with three walks and a 2.092 OPS.

➤ Went 3-for-3 with a double, home run, two walks and four RBI in Game 1...Is the only catcher in baseball history to reach base five times and drive in four in a postseason game.

➤ His home run in that game was a go-ahead, three-run shot in the seventh inning, breaking a 4-4 tie...It was the first such homer by a Braves player in the seventh inning or later of a playoff game since Eric Hinske in Game 3 of the 2010 Division Series vs. San Francisco...Hinske hit a go-ahead, two-run homer in the eighth inning of an eventual 11-inning win.

➤ Homered in Game 2 of the series...Is one of just 15 catchers in history to homer in consecutive postseason games, and the third to do so for Atlanta, joining Javy López (2002) and Eddie Pérez (1999).

MAJOR LEAGUE NOTES

- He has played in 544 games in his eight-year major-league career, hitting .253/.314/.423 (468-for-1,853) with 89 doubles, 72 home runs, 265 RBI and 221 runs scored.

➤ Has played for four teams – New York-NL, Los Angeles-NL, Tampa Bay and Atlanta...Spent parts of seven of his first eight seasons with the Mets.

➤ Has been traded three times in his career, twice for Cy Young Award winners...Was first traded in 2009 from Philadelphia, his original organization, to Toronto in a four-player deal featuring Hall-of-Famer Roy Halladay...Was then traded in 2012 from Toronto to New York (NL) in a seven-player deal featuring R.A. Dickey.

- Prior to joining the Braves, split the 2019 season between New York (NL), Los Angeles (NL) and Tampa Bay... Matched his single-season career high hitting 16 home runs, while driving in 69 runs and scoring 52 runs, totals that were each single-season career bests.

➤ Began the season on the Mets' injured list recovering from "Tommy John" surgery...Reinstated in early April and was DFA'd three weeks later.

➤ Signed a major league contract with the Dodgers in early May...Got one at-bat with Los Angeles before being traded to Tampa Bay.

➤ With Tampa Bay, hit all 16 of his home runs for the season, setting a new franchise record for catchers...John Flaherty (14 in 1999) and Wilson Ramos (14 in 2018) previously held the mark...Also drove in 67 runs with the Rays, the most among major league catchers from the time of his Tampa debut through the end of the season...Eight of his homers and 25 of his RBI came in July, Rays' franchise records for a catcher in a calendar month.

- Hit three home runs on 7/15/19 at Yankee Stadium, the last of which was a go-ahead, three-run homer with two outs in ninth inning off LH Aroldis Chapman...Also hit solo home runs in the first and third innings.

A Became the first player in franchise history to hit three home runs in a road game...Evan Longoria (twice; 9/18/08 and 10/3/12), Jonny Gomes (7/30/05) and B.J. Upton (9/9/12) had previously done so at home.

A Batting from the No. 1 spot in the lineup, became the first catcher in major league history to homer three times in a game out of the leadoff spot.

A His three home runs drove in all five of Tampa Bay's runs, marking the first time in franchise history a player recorded five or more RBI to account for all the team's offense in a winning effort.

A Tied a single-game franchise record by totaling 12 bases, and tied his personal single-game career best by driving in five runs.

- Has 32 games of postseason experience...Has hit .207/.269/.362 (24-for-116) in his playoff career.

A Was the Mets catcher in 2015, as the club advanced to the World Series...Played in 14 postseason games that season and hit three home runs and seven RBI...His three home runs were the second most by a Mets catcher in a single postseason...Mike Piazza previously hit four home runs in the 2000 postseason.

A Hit the first postseason home run in Citi Field history in Game 3 of the NLDS vs. Los Angeles (NL)...Went 3-for-5 with three RBI and three runs scored in that game, matching the most RBI by a Mets catcher in a playoff game.

- Has two game-ending RBI in his career, two singles and a walk...In his rookie season, 2013, hit a walk-off single for the Mets on 9/15 against Miami...With Tampa Bay, hit a walk-off home run off the Yankees' RH Chad Green on 7/6.

- Has also played first base (21 games), third base (1) and second base (1) in his career...All of his career starts at first base came in 2019 with Tampa Bay.

A On 8/16/17 against New York (AL), got the start at third base, playing the first five innings, before moving to second base for the remainder of the game.

- Led N.L. rookies with 13 home runs in 2014... Finished seventh in N.L. Rookie of the Year balloting, and was named to the Topps' Rookie Team... Became the third Mets player to lead N.L. rookies in home runs, joining Darryl Strawberry (26 in 1983) and Ron Swoboda (19 in 1965).

A In the following season, 2015, hit 12 home runs...Was the first Mets catcher with consecutive double-digit homer seasons since Mike Piazza in 2002-03.

- Has been on the injured list seven times in his major-league career...Has missed time with head, finger, shoulder, wrist and elbow injuries.

A Underwent "Tommy John" surgery on 4/17/18, missing the rest of the season... The surgery was performed by Dr. David Altchek at the Hospital for Special Surgery.

MINOR LEAGUE NOTES

- Selected to the SiriusXM All-Star Futures Game in **2012**...Did not play due to injury.

- Named the Eastern League's Most Valuable Player in **2011**...Was also named an Eastern League Mid- and Post-Season All-Star that year.

A Managed that season by current Braves catching coach Sal Fasano.

- Selected to the Florida State League Mid- and Post-Season All-Star teams in **2010**.

AMATEUR

- Was a three-time All-American at Lakewood (CA) High School from 2005-07.

- Played for Team USA in the IBAF Baseball World Cup in Panama in 2011.

PERSONAL

- Is the younger brother of Chase, who has played seven seasons in the major leagues between Pittsburgh (2011-12, 2014), Philadelphia (2015), Atlanta (2016-17), Boston (2017), San Diego (2017) and San Francisco (2018).

- He and his wife, Brittany, have one daughter, Charlie Belle.

TRANSACTIONS

- Selected by the Philadelphia Phillies in the first round (37th overall, supplemental) of the 2007 First-Year Player Draft.

- Acquired by the Toronto Blue Jays along with RHP Kyle Drabek and OF Michael Taylor from the Philadelphia Phillies in exchange for RHP Roy Halladay and cash on December 16, 2009.

- Acquired by the New York Mets along with C John Buck, RHP Noah Syndergaard and OF Wuilmer Becerra from the Toronto Blue Jays in exchange for RHP R.A. Dickey, C Josh Thole, C Mike Nickeas on December 17, 2012.

- On New York-NL's disabled list (concussion) from May 14 to May 29, 2014; included a rehabilitation assignment with Binghamton (AA).

- On New York-NL's disabled listed (metacarpal fracture of the right pinky finger) from April 21 to June 10, 2015; included rehabilitation assignments with St. Lucie (A+) and Las Vegas (AAA).
- On New York-NL's disabled list (strained left elbow) from June 21 to July 30, 2015; included rehabilitation assignments with St. Lucie (A+) and Binghamton (AA).
- On New York-NL's disabled list (right rotator cuff strain) from April 26 to June 21, 2016; included rehabilitation assignments with St. Lucie (A+) and Las Vegas (AAA).
- On New York-NL's disabled list (bruised right wrist) from May 3 to May 24, 2017; included rehabilitation assignments with St. Lucie (A+) and Las Vegas (AAA).
- On New York-NL's disabled list (partial tear of the ulnar collateral ligament in the right elbow) from April 9 to the end of the 2018 season...Transferred to the 60-Day IL on April 13.
- Signed by the Los Angeles Dodgers to a major league contract on May 5, 2019.
- Acquired by the Tampa Bay Rays from the Los Angeles Dodgers in exchange for cash on May 10, 2019.
- Signed by the Atlanta Braves to a two-year contract on November 24, 2019.
- On Atlanta's COVID-related injured list from July 24 to July 29, 2020.

COMPLETE RECORD

Year	Club	AVG	G	AB	R	H	2B	3B	HR	RBI	SH	SF	HP	BB	SO	SB-CS	OBP	SLG	E
2007	GCL Phillies	.241	41	141	18	34	3	0	4	20	0	2	4	4	23	4-2	.278	.348	4
2008	Williamsport	.309	48	175	21	54	13	1	4	25	0	3	1	18	29	1-2	.371	.463	6
	Lakewood	.297	16	64	12	19	5	0	2	5	0	0	1	5	10	0-0	.357	.469	4
2009	Lakewood	.255	126	482	71	123	38	1	13	71	0	9	8	41	75	8-4	.319	.419	6
2010	Dunedin	.259	71	263	36	68	20	1	6	38	0	5	4	20	63	3-1	.315	.411	2
2011	New Hampshire	.311	114	424	72	132	33	1	21	78	0	1	8	33	100	4-2	.371	.542	6
2012	Las Vegas	.333	67	279	45	93	21	2	16	52	0	2	3	19	59	1-1	.380	.595	4
2013	Las Vegas	.304	19	56	19	17	8	0	2	12	0	1	0	21	12	0-0	.487	.554	2
	GCL Mets	.318	6	22	4	7	3	0	0	5	0	0	0	1	2	0-0	.348	.455	1
	Binghamton	.222	7	27	2	6	2	1	1	3	0	0	0	3	9	0-0	.300	.481	2
2014	New York (NL)	.202	31	99	4	20	3	0	1	5	0	1	0	12	21	0-0	.286	.263	0
	New York (NL)	.242	108	385	48	93	22	3	13	41	1	1	2	32	64	1-0	.302	.416	9
	Binghamton	.125	3	8	2	1	0	0	1	2	0	0	0	1	0	0-0	.222	.500	0
2015	Las Vegas	.436	15	55	13	24	8	0	6	16	0	0	1	3	5	0-0	.475	.909	2
	New York (NL)	.268	67	239	31	64	14	1	12	41	0	2	4	23	49	0-0	.340	.485	3
	St. Lucie	.375	5	16	0	6	0	0	0	4	0	0	0	2	2	0-0	.444	.375	0
2016	Las Vegas	.125	2	8	0	1	1	0	0	0	0	0	0	0	2	0-0	.125	.250	0
	Binghamton	.300	5	20	3	6	1	0	0	1	0	0	0	0	2	0-0	.300	.350	0
	New York (NL)	.247	75	251	27	62	7	0	4	15	2	1	3	19	50	0-0	.307	.323	1
2017	St. Lucie	.310	8	29	3	9	2	0	0	5	0	0	0	9	5	1-0	.474	.379	0
	Las Vegas	.333	3	12	2	4	2	0	0	2	0	0	0	2	3	0-0	.429	.500	0
	New York (NL)	.244	112	348	39	85	19	1	16	57	0	3	2	23	59	0-0	.293	.443	4
2018	St. Lucie	.250	2	8	0	2	0	0	0	0	0	0	0	0	1	0-0	.250	.250	0
	Las Vegas	.231	4	13	1	3	2	0	0	1	0	0	0	0	2	0-0	.231	.385	0
	New York (NL)	.200	4	15	1	3	0	0	1	3	0	0	0	1	5	0-0	.250	.400	1
2019	St. Lucie	.286	2	7	0	2	0	0	0	1	0	0	0	1	1	0-0	.375	.286	0
	New York (NL)	.087	10	23	2	2	0	0	0	2	0	0	0	2	5	0-0	.160	.087	1
	Los Angeles (NL)	.000	1	1	0	0	0	0	0	0	0	0	0	0	0	0-0	.000	.000	0
2020	Tampa Bay	.263	92	327	50	86	16	0	16	67	0	6	2	30	80	0-1	.323	.459	2
	Atlanta	.321	44	165	19	53	8	0	9	34	0	1	2	16	50	1-0	.386	.533	3
Minor Totals		.290	564	2109	324	611	162	7	76	341	0	23	30	183	405	22-12	.351	.481	39
A.L. Totals		.263	92	327	50	86	16	0	16	67	0	6	2	30	80	0-1	.323	.459	2
N.L. Totals		.250	452	1526	171	382	73	5	56	198	3	9	13	128	303	2-0	.312	.415	22
Major Totals		.253	544	1853	221	468	89	5	72	265	3	15	15	158	383	2-1	.314	.423	24

WILD CARD RECORD

Year	Club, Opp.	AVG	G	AB	R	H	2B	3B	HR	RBI	SH	SF	HP	BB	SO	SB	CS	E
2019	TB vs. Oak.	.000	1	4	0	0	0	0	0	0	0	0	0	0	1	0	0	0
2020	Atl. vs. Cin.	.222	2	9	0	2	0	0	0	0	0	0	0	0	4	0	0	0
W.C. Totals		.154	3	13	0	2	0	0	0	0	0	0	0	0	5	0	0	0

DIVISION SERIES RECORD

Year	Club, Opp.	AVG	G	AB	R	H	2B	3B	HR	RBI	SH	SF	HP	BB	SO	SB	CS	E
2015	NYM vs. LAD	.158	5	19	3	3	0	0	1	4	0	1	0	0	8	0	0	0
2019	TB vs. Hou.	.133	5	15	1	2	0	0	0	2	0	1	2	1	5	0	0	0
2020	Atl. vs. Mia.	.600	3	10	3	6	2	0	2	7	0	0	0	3	1	0	0	0
D.S. Totals		.250	13	44	7	11	2	0	3	13	0	2	2	4	14	0	0	0

CHAMPIONSHIP SERIES RECORD

Year	Club, Opp.	AVG	G	AB	R	H	2B	3B	HR	RBI	SH	SF	HP	BB	SO	SB	CS	E
2015	NYM vs. Chi.	.267	4	15	2	4	0	0	2	2	0	0	1	0	5	0	0	1
2020	Atl. Vs. LAD	.174	7	23	1	4	0	0	0	3	0	1	0	4	7	0	0	0
C.S. Totals		.211	11	38	3	8	0	0	2	5	0	1	1	4	12	0	0	1

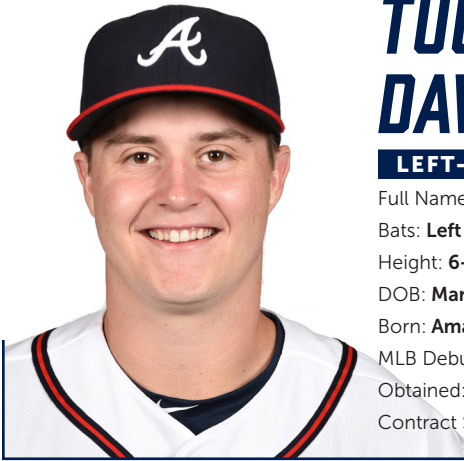
WORLD SERIES RECORD

Year	Club, Opp.	AVG	G	AB	R	H	2B	3B	HR	RBI	SH	SF	HP	BB	SO	SB	CS	E
2015	NYM vs. KC	.143	5	21	0	3	1	0	0	1	0	0	0	0	4	0	0	0

MAJOR LEAGUE FIELDING RECORD

Position	PCT	G	PO	A	E	TC	DP
Catcher	.994	489	4000	184	24	4208	26
First Base	1.000	21	103	5	0	108	6
Second Base	1.000	1	1	0	0	1	0
Third Base	--	1	0	0	0	0	0





TUCKER DAVIDSON

64

LEFT-HANDED PITCHER

Full Name: **Joseph Tucker Davidson**

Bats: **Left**

Throws: **Left**

Height: **6-2**

Weight: **215**

DOB: **March 25, 1996**

Opening Day Age: **25**

Born: **Amarillo, TX**

Resides: **Amarillo, TX**

MLB Debut: **Sept. 26, 2020**

MLB Service Time: **0.003**

Obtained: **Braves' 19th round pick in 2016**

Contract Status: **Signed through 2021**

2020

- Made his major-league debut on September 26, allowing seven runs (two earned) through 1.2 innings pitched for an ERA of 10.80 during his start.
- Spent the rest of the season at Atlanta's alternate training site.
- Ended the season ranked by MLB.com as the Braves' No. 8 prospect.

MINOR LEAGUE NOTES

- In **2019**, named a *Baseball America* Double-A All-Star, a Southern League Mid- and Post-Season All-Star.
 - Made 25 starts between Double-A Mississippi and Triple-A Gwinnett and combined to go 8-7 with a 2.15 ERA (31 ER/129.2 IP)...Struck out 134.
 - His 2.15 ERA was lowest among Atlanta farmhands to make at least 15 starts, and he ranked third in strikeouts, tied for fifth in wins, and eighth innings.
 - Allowed two earned runs or fewer in 20 of his 25 starts on the season...Allowed more than three runs just once.
- Played his first full pro season with Single-A Rome in **2017**, and went 5-4 with a 2.60 ERA (30 ER/103.2 IP) and 101 strikeouts in 31 games (12 starts).

AMATEUR

- Played two seasons at Midland College and was selected to the All-Western Junior College Athletic Association first team.

CAREER HIGHS

Most Innings Pitched

1.2, 9/26/20, ATL vs. BOS

Most Runs

7, 9/26/20, ATL vs. BOS

Most Earned Runs

2, 9/26/20, ATL vs. BOS

Most Hits Allowed

3, 9/26/20, ATL vs. BOS

Most Home Runs Allowed

1, 9/26/20, ATL vs. BOS

Most Walks

4, 9/26/20, ATL vs. BOS

Most Strikeouts

2, 9/26/20, ATL vs. BOS

Longest winning streak

--

Longest losing streak

--

TRANSACTIONS

- Selected by the Atlanta Braves in the 19th round of the 2016 First-Year Player Draft...Signed by Nate Dion.

COMPLETE RECORD

Year	Club	W-L	ERA	G	GS	CG	SHO	SV	IP	H	R	ER	HR	HB	BB	SO	WP	BK
2016	GCL Braves	0-3	1.52	11	1	0	0	0	29.2	32	9	5	1	3	4	32	2	1
2017	Rome	5-4	2.60	31	12	0	0	2	103.2	96	45	30	4	1	30	101	7	0
2018	Florida	7-10	4.18	24	24	1	1	0	118.1	120	61	55	5	6	58	99	3	0
2019	Mississippi	7-6	2.03	21	21	0	0	0	110.2	88	34	25	5	4	45	122	3	0
	Gwinnett	1-1	2.84	4	4	0	0	0	19.0	20	8	6	0	2	9	12	0	0
2020	Atlanta	0-1	10.80	1	1	0	0	0	1.2	3	7	2	1	0	4	2	0	0
Minor Totals		20-24	2.86	91	62	1	1	2	381.1	356	157	121	15	16	146	366	15	1
Major Totals		0-1	10.80	1	1	0	0	0	1.2	3	7	2	1	0	4	2	0	0

MAJOR LEAGUE FIELDING RECORD

Position	PCT	G	PO	A	E	TC	DP
Pitcher	--	1	0	0	0	0	0

2020 MAJOR LEAGUE DEBUTS

All five Braves to make their major-league debuts in 2020 entered the season ranked by MLB.com among Atlanta's 15-best prospects, including two of the top three -- OF Cristian Pache and RH Ian Anderson...Anderson started against the Yankees in the first game of a doubleheader and carried a no-hit bid through 5.1 innings...Per Elias, that was the longest no-hit bid in a Braves debut since the team moved to Atlanta in 1966.

Date	Player	Opp.	Notes
7/24	William Contreras	at NYM	Defensive replacement
8/21	Cristian Pache	vs. PHI	Started in LF; 1-for-4
8/26	Ian Anderson	vs. NYY	Started; 6.0 IP, 1 H, 1 R, 6 K
9/4	Patrick Weigel	vs. WSH	0.2 IP in relief; 2 H, 2 R, 3 BB
9/26	Tucker Davidson	vs. BOS	Started; 1.2 IP, 7 R, 2 ER, 2 K





GRANT DAYTON

75

LEFT-HANDED PITCHER

Full Name: **Grant A. Dayton**

Bats: **Left**

Throws: **Left**

Height: **6-2**

Weight: **210**

DOB: **November 25, 1987**

Opening Day Age: **33**

Born: **Huntsville, AL**

Resides: **Winter Haven, FL**

MLB Debut: **July 22, 2016**

MLB Service Time: **4.007**

Acquired: **Off waivers from Los Angeles (NL), November 20, 2017**

Contract Status: **Signed through 2021**

2020

- In his fourth major-league season appeared in 18 games and pitched a 2.30 ERA (7 ER/ 27.1 IP) with a record of 2-1.
 - Made his second Opening Day Roster
- Made 11 relief appearances of more than 1.0 inning, tied for the second most such appearances in the majors.
- His 27.1 innings pitched in relief were tied for the third most among left-handers.
- Among lefty relievers, his 32 strikeouts were tied as the fourth highest mark in the majors.

2020 POSTSEASON

- In his second postseason made one relief appearance with eight runs allowed and three home runs surrendered in 2.0 innings for an ERA of 36.00.
 - Dayton is the first reliever in franchise history to allow eight runs in a playoff game.
 - Just six relievers in history had ever allowed eight runs in relief in a postseason game, with the Yankees' Jay Witasick being the last to do so...Witasick allowed nine runs, eight earned, over 1.1 innings in Game 6 of the 2001 World Series at Arizona.

MAJOR LEAGUE NOTES

- Has made 86 relief appearances over four seasons with a 3.02 ERA between Atlanta and Los Angeles (NL).
 - Has a 2.52 ERA (11 ER/39.1 IP) in 32 appearances over two seasons with Atlanta.

CAREER HIGHS

Most Innings Pitched
2.2, 9/26/20, ATL vs. BOS

Most Runs
3, 2x, last: 7/21/17, LAD vs. ATL

Most Earned Runs
3, 2x, last: 7/21/17, LAD vs. ATL

Most Hits Allowed
4, 8/17/20, ATL vs. WSH

Most Home Runs Allowed
1, 17x, last: 9/26/20, ATL vs. BOS

Most Walks
2, 4x, last: 9/18/20, ATL at NYM

Most Strikeouts
4, 2x, last: 9/26/20, ATL vs. BOS

Longest winning streak
1 game, 3x, last: 9/9/20

Longest losing streak
1 game, 4x, last: 9/11/20

- In 2019, appeared in 36 games between Atlanta and Triple-A Gwinnett.
 - Made three total stints with Atlanta, which included one trip to the injured list.
 - Was recalled first from April 29 through May 7, and again from June 17 through June 24.

- A* Was recalled for the final time on July 4 and was placed on the 10-day injured list (right great toe fracture) on July 8...Was transferred to the 60-day IL on August 24 before being reinstated on September 12.
- Missed the entire 2018 season recovering from left elbow reconstruction surgery on August 29, 2017...Dr. Neal ElAttrache performed the operation in Los Angeles, CA.
- In 2017, Dayton made his first Opening Day roster and appeared in 29 games out of the bullpen for Los Angeles (NL) before suffering a full tear of the ulnar collateral ligament in his left elbow that ended his season in August...Also appeared in eight combined games at three levels of the Dodgers farm system.

 - A* Did not allow a run in his first eight appearances of the season...Compiled a 7.16 ERA (13 ER/16.1 IP) over his final 21 games.
- Had four different stints on the IL.

 - A* Made his major-league debut with Los Angeles (NL) on July 22, 2016, tossing 2.0 scoreless innings of relief.
 - A* Was on the injured list for Los Angeles (NL) with a strained left rib cage from April 18 through April 28, 2017.
 - A* Had another stint on the injured list with spine inflammation from July 28 through end of the 2017 season.
 - A* Missed the 2018 season recovering from left elbow surgery.
 - A* On Atlanta's injured list with a right great toe fracture from July 8 through September 12, 2019...Transferred to the 60-day IL on August 24.

MINOR LEAGUE NOTES

- Named a **2013** Southern League Mid-Season All-Star after making 30 appearances with Double-A Jacksonville.
- Following the **2012** season, played with the Phoenix Desert Dogs in the Arizona Fall League...

 - A* Selected to the AFL Rising Stars Game.

AMATEUR

- Played three seasons at Auburn University (AL).

 - A* Earned Louisville Slugger Freshman All-America honors by Collegiate Baseball, as well as SEC All-Freshman Team honors in 2008.
- At Bob Jones High School (AL) was 2006 First Team All-State, and All-Metro 6A Super Team Pitcher of the Year.



PERSONAL

- Has known he has been color blind for the last decade, seeing only 10% of the colors.

 - A* When he turned 33 this past November, his wife, Cori, got him EnChroma glasses as a birthday gift...The glasses allow him to see the full spectrum of colors in the world.
 - A* Dayton told local Alabama news affiliates, "I refused to believe I was color blind, but now I get it. I'm not convinced that I couldn't have been a hitter if I could have seen the laces and the spin better. I can't believe a baseball really looks like that."

TRANSACTIONS

- Selected by the Florida Marlins in the 11th round of the 2010 First-Year Player Draft...Signed by Mark Willoughby.
- Acquired by the Los Angeles Dodgers from the Miami Marlins in exchange for LHP Chris Reed on July 15, 2015.
- On Los Angeles disabled list (strained left ribcage) from April 18 to April 29, 2017; included an injury rehabilitation assignment to Rancho Cucamonga (A).
- On Los Angeles disabled list (spine inflammation) from July 4 to July 20, 2017; included an injury rehabilitation assignment to AZL Dodgers (R) and Rancho Cucamonga (A).
- On Los Angeles disabled list (spine inflammation) from July 28 through end of the 2017 season
- Claimed off waivers by the Atlanta Braves, November 20, 2017.
- On Atlanta's disabled list (recovering from left elbow surgery) from February 14 through the end of the 2018 season.
- On Atlanta's injured list (right great toe fracture) from July 8 to September 12, 2019...Transferred to the 60-day IL on August 24; included an injury rehabilitation assignment to Triple-A Gwinnett.

COMPLETE RECORD

Year	Club	W-L	ERA	G	GS	CG	SHO	SV	IP	H	R	ER	HR	HB	BB	SO	WP	BK
2010	GCL Marlins	0-0	0.00	1	0	0	0	1	1.0	0	0	0	0	0	0	1	0	0
	Jamestown	1-1	1.26	17	0	0	0	1	28.2	18	6	4	0	0	15	23	3	0
2011	Greensboro	7-1	2.89	49	0	0	0	5	71.2	59	25	23	5	5	24	99	3	0
	Jupiter	2-5	2.10	31	6	0	0	2	60.0	48	19	14	1	2	18	71	3	0
2012	Jacksonville	2-1	4.15	7	0	0	0	0	13.0	12	6	6	2	0	4	19	0	0
	Jacksonville	4-4	2.37	30	0	0	0	1	38.0	33	10	10	4	1	12	56	2	0
2013	Jacksonville	0-1	1.10	11	0	0	0	3	16.1	17	2	2	0	0	4	18	0	0
	New Orleans	2-2	3.72	39	0	0	0	1	55.2	53	24	23	10	1	22	61	1	0
2014	New Orleans	2-1	2.83	25	0	0	0	0	35.0	25	11	11	1	1	5	35	4	0
	Oklahoma City	1-1	9.26	9	0	0	0	0	11.2	16	12	12	1	1	3	13	2	0
2015	Tulsa	0-2	2.53	8	0	0	0	1	10.2	9	3	3	0	0	7	17	2	0
	Oklahoma City	2-2	2.48	26	0	0	0	4	36.1	22	12	10	2	1	8	63	0	0
2016	Tulsa	3-0	2.30	12	0	0	0	1	15.2	8	6	4	0	1	3	28	0	0
	Los Angeles (NL)	0-1	2.05	25	0	0	0	0	26.1	14	7	6	4	1	6	39	0	0
2017	Los Angeles (NL)	1-1	4.94	29	0	0	0	0	23.2	19	13	13	5	0	12	20	0	0
	R. Cucamonga	0-0	0.00	2	1	0	0	0	2.0	0	0	0	0	0	0	4	0	0
2018	Oklahoma City	0-1	7.71	5	0	0	0	1	4.2	9	4	4	1	0	1	7	0	0
	AZL Dodgers	0-0	0.00	1	1	0	0	0	1.0	0	0	0	0	0	1	2	0	0
2018					Injured - Did Not Pitch													
2019	Gwinnett	0-1	3.04	22	0	0	0	0	26.2	20	9	9	6	1	4	41	0	0
	Atlanta	0-1	3.00	14	0	0	0	0	12.0	12	5	4	4	0	4	14	0	0
2020	Atlanta	2-1	2.30	18	0	0	0	0	27.1	22	9	7	4	1	11	32	0	0
Minor Totals		26-23	2.84	295	8	0	0	21	428.0	349	149	135	33	14	131	558	20	0
Atlanta Totals		2-2	2.52	32	0	0	0	0	39.1	34	14	11	8	1	15	46	0	0
Major Totals		1-3	3.34	68	0	0	0	0	62.0	45	25	23	13	1	22	73	0	0

DIVISION SERIES RECORD

Year	Club, Opp	W-L	ERA	G	GS	CG	SHO	SV	IP	H	R	ER	HR	HB	BB	SO	WP	BK
2016	LAD vs. Wsh.	0-0	16.20	4	0	0	0	0	1.2	5	3	3	1	0	2	4	0	0

CHAMPIONSHIP SERIES RECORD

Year	Club, Opp	W-L	ERA	G	GS	CG	SHO	SV	IP	H	R	ER	HR	HB	BB	SO	WP	BK
2016	LAD vs. Chi.	0-0	0.00	3	0	0	0	0	1.2	1	0	0	0	0	0	2	0	0
2020	Atl. vs. LAD	0-0	36.00	1	0	0	0	0	2.0	8	8	8	3	1	1	2	0	0
C.S. Totals		0-0	19.64	4	0	0	0	0	3.2	9	8	8	3	1	1	4	0	0

MAJOR LEAGUE FIELDING RECORD

Position	PCT	G	PO	A	E	TC	DP
Pitcher	1.000	86	3	5	0	8	0

88

JUSTIN DEAN

OUTFIELDER

Full Name: **Justin Emanuel Dean**Bats: **Right**Throws: **Right**Height: **5-8**Weight: **170**DOB: **December 6, 1996**Opening Day Age: **24**Born: **Greenville, SC**Resides: **Mauldin, SC**MLB Debut: **None**MLB Service Time: **0.000**Acquired: **Braves' 17th-round pick in 2018**Contract Status: **Signed through 2021****NON-ROSTER INVITEE**

2020

- Appeared in three spring training games...Had one hit in three at-bats with a strikeout.

2019

- Spent the entire season with Single-A Rome, playing in 109 games...Named a South Atlantic League Post-Season All-Star.
 - A* Led the league in run scored (85), stolen bases (47) and triples (9)...Finished eighth in on-base percentage (.386), slugging percentage (.431) and OPS (.817).
- Tabbed by the organization as Rome's Player of the Year, and as the club's Player of the Month for August.
 - A* Hit .311/.387/.462 with four home runs, 12 RBI and 13 stolen bases in 26 games that August.
- Finished the season as the 23rd-best prospect in the Atlanta's system, according to MLB.com.

2018

- Split his first professional season between Rookie-Advanced Danville and Single-A Rome... Hit .284/.381/.412 (69-for-243) with 20 extra-base hits (10 2B, 9 3B, 1 HR), 23 RBI and 16 stolen bases in 60 games.
- Ranked in the Top 10 among all Atlanta farmhands (min. 200 at-bats) in on-base percentage (4th, .381), stolen bases (T4th, 16), OPS (7th, .793) and average (10th, .284)
- Named Danville's co-Player of the Month for June...Batted .282/.364/.385 in nine games that month.

AMATEUR

- Played three seasons collegiately, 2016-18, at Lenoir-Rhyne in Hickory, N.C...In 141 games, batted .367/.467/.532 (202-for-551) with 34 doubles, a school-record 12 triples, 11 home runs, 88 RBI and 34 stolen bases.
 - A* As a junior, in 2018, hit .398 with a .640 slugging percentage and was named to the ABCA/Rawlings NCAA Division II All-Southeast Region Second Team.
- Graduated from Mauldin High School in South Carolina.

TRANSACTIONS

- Selected by the Atlanta Braves in the 17th round of the 2018 First-Year Player Draft.

COMPLETE RECORD

Year	Club	AVG	G	AB	R	H	2B	3B	HR	RBI	SH	SF	HP	BB	SO	SB-CS	OBP	SLG	E
2018	Danville	.308	32	130	28	40	8	4	1	15	0	0	3	22	32	7-6	.419	.454	1
	Rome	.257	28	113	20	29	2	5	0	8	0	0	2	11	27	9-3	.333	.363	2
2019	Rome	.284	109	429	85	122	18	9	9	46	0	2	10	62	115	47-10	.386	.431	4
	Minor Totals	.284	169	672	133	191	28	18	10	69	0	2	15	95	174	63-19	.384	.424	7



JASSEEL DE LA CRUZ

69

RIGHT-HANDED PITCHER

Full Name: **Jasseel De La Cruz**

Bats: **Right**

Throws: **Right**

Height: **6-1**

Weight: **195**

DOB: **June 26, 1997**

Opening Day Age: **23**

Born: **Hato Mayor, DR**

Resides: **Hato Mayor, DR**

MLB Debut: **None**

MLB Service Time: **0.003**

Acquired: **Signed as a non-drafted free agent, June 1, 2015**

Contract Status: **Signed through 2021**

2020

- Recalled to the major-league roster for the first time in his career on September 15...Optioned the following day without appearing in a game.
 - Spent the rest of the season at the club's alternate training site.
- Ended the season ranked by MLB.com as Atlanta's No. 10 prospect.

2019

- Pitched across three levels of the Braves system, combining to go 7-9 with a 3.25 ERA (48 ER/133.0 IP) in 25 games, including 24 starts, between Single-A Rome, High-A Florida and Double-A Mississippi.
 - Ranked in the Top 10 among Atlanta farmhands in complete games (2, T2nd), shutouts (1, T2nd), strikeouts (121, T4th), starts (24, T5th) and innings (133.0, 5th)
 - Threw the first no-hitter in Florida franchise history on 5/18 vs. Jupiter... Walked two and struck out four, needing just 89 pitches to complete 9.0 innings.
- Added to the 40-man roster on 11/19.

2018

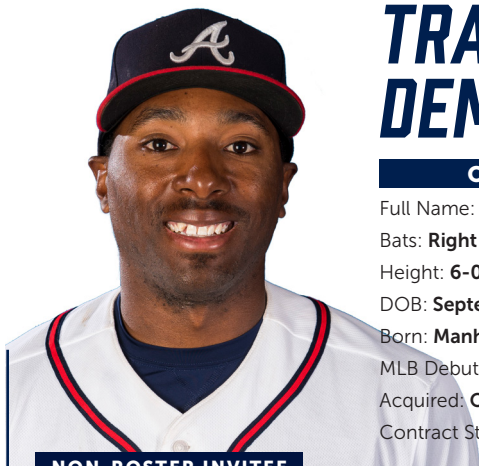
- Made his full-season debut and played the entire year with Single-A Rome...Went 3-4 with a 4.83 ERA (37 ER/69.0 IP) and 65 strikeouts.
- Was limited by two trips to the disabled list, first from 4/26-6/12 (right shoulder strain) and again from 8/21 through the end of the season (right elbow strain).

TRANSACTIONS

- Signed by the Atlanta Braves as a non-drafted free agent on June 1, 2015...Signed by Matias Laureano Fortunato.

COMPLETE RECORD

Year	Club	W-L	ERA	G	GS	CG	SHO	SV	IP	H	R	ER	HR	HB	BB	SO	WP	BK
2015	DSL Braves	0-1	7.11	7	0	0	0	0	6.1	6	8	5	0	2	8	6	2	0
2016	GCL Braves	1-0	0.00	5	5	0	0	0	18.0	14	2	0	0	0	4	18	1	0
	Danville	0-2	3.74	5	5	0	0	0	21.2	19	10	9	1	0	8	18	5	0
2017	Rome	4-5	3.14	20	20	0	0	0	83.0	69	30	29	0	11	43	101	8	0
2018	Florida	2-6	2.52	20	20	0	0	0	100.0	73	31	28	2	2	40	118	18	0
	Mississippi	2-1	2.33	4	4	0	0	0	19.1	14	5	5	0	1	9	24	1	0
2019	Rome	0-1	2.5	4	4	0	0	0	18.0	19	5	5	1	1	5	22	3	0
	Florida	3-1	1.93	4	4	2	1	0	28.0	12	6	6	0	1	7	26	2	0
	Mississippi	4-7	3.83	17	16	0	0	0	87.0	71	39	37	7	5	37	73	7	1
Minor Totals		16-17	3.63	76	50	2	1	0	292.1	238	133	118	17	21	124	260	32	1



NON-ROSTER INVITEE

TRAVIS DEMERITTE

45

OUTFIELDER

Full Name: **Travis Timothy Demeritte**Bats: **Right**Throws: **Right**Height: **6-0**Weight: **180**DOB: **September 30, 1994**Opening Day Age: **26**Born: **Manhattan, NY**Resides: **Statham, GA**MLB Debut: **August 2, 2019**MLB Service Time: **0.152**Acquired: **Off waivers from Detroit, February 12, 2021**Contract Status: **Signed through 2021**

2020

- In his second major-league season, played in 18 games with Detroit and hit .172/.273/.207 (5-for-29) with one double, four RBI, three walks and five runs scored.
 - Had two separate stints with the major-league club...Started the season at the club's alternate training site in Toledo...Recalled to Detroit on 7/31, before being optioned on 8/14...Recalled again on 9/1, and was optioned on 9/18.
- Made eight starts, six of which came in right field...The other two came in left field.
 - Also made one pitching appearance...Pitched 1.0 inning on 9/9 vs. Milwaukee...Allowed four hits and four runs, surrendering two home runs.
- Four of his hits on the season came with runners on base...Hit .333/.467/.417 (4-for-12) in those situations.
 - With runners in scoring position, had three hits in nine at-bats (.333) with one double and four RBI.
- Went 1-for-4 (.250) as a pinch hitter with two strikeouts.
- In his first plate appearance of the season, on 7/31, hit a two-run double off Cincinnati's Raisel Iglesias in the eighth inning...Detroit won, 7-2.
 - Entered the game in the seventh inning as a pinch runner and scored on a wild pitch.

MAJOR LEAGUE NOTES

- Has played in each of the last two seasons with the Tigers, his only major-league experience...Has batted .217/.284/.323 (43-for-198) with eight doubles, two triples, three home runs and 14 RBI in 66 games.

CAREER HIGHS

Most Runs

3, 8/8/19, DET vs. KC

Most Hits

3, 8/19/19, DET at HOU

Most Doubles

1, 8x, last: 7/31/20, DET vs. CIN

Most Triples

1, 2x, last: 8/7/19, DET vs. CHW

Most Home Runs

1, 3x, last: 9/12/19, DET vs. NYY

Most RBI

2, 3x, last: 7/31/20, DET vs. CIN

Most Walks

3, 8/8/19, DET vs. KC

Most Stolen Bases

1, 3x, last: 8/13/19, DET vs. SEA

Longest Hitting Streak

8 games, 8/6-14/19

- Has been traded twice in his career, and claimed off waivers once...Drafted by the Rangers, and traded to Atlanta shortly before the 2016 non-waiver trade deadline...Sent to Detroit at the 2019 non-waiver trade deadline in a package for RH Shane Greene...Atlanta re-acquired him this February, claiming him off waivers.

- Has primarily played right field, with all but two of his 54 career starts coming from that position... Also started two games in left field, while appearing in two games as the designated hitter and one as a pitcher.
 - *A* Has just two errors in 130 total chances.
- Has a career 47.2% hard-hit rate – batted balls with an exit velocity over 95 mph...For reference, if he enough batted balls to qualify, that total would place in the top 25 of all major leaguers over the last two seasons.
- Made his major-league debut on 8/2/19 at Texas, against the organization that drafted him in 2013...Began the season with Atlanta's Triple-A affiliate...Went straight to Detroit's major-league roster after being acquired in trade.
 - *A* Went 1-for-2 with one triple, two walks and one stolen base, getting the start in right field and hitting seventh...Became just the fourth Tigers player to triple in his major-league debut, and the first since Andres Torres on 4/7/02 vs. Cleveland.
 - *A* Additionally, was just the seventh player in franchise history to draw multiple walks in his debut, and the first since Lance Parrish in the second game of a doubleheader on 9/5/77 vs. Baltimore.
 - *A* Also walked twice in his second career game, 8/3 at Texas...He was the first Tigers player since at least 1908 to walk two or more times in each of his first two big-league games.
- Hit his first career home run on 8/8/19 off Kansas City RH Josh Staumont...It tied the game at eight apiece in the seventh inning...Detroit would go on to win, 10-8.
 - *A* Demeritte also drew a career-best three walks in the game, while scoring a career-most three runs.
- Has never appeared in a postseason game.
- Has no career game-ending RBI.
- Has never been on the injured list in his major-league career.
 - *A* Has only been sidelined once in his minor leagues, missing a week in 2017 with a left great toe blister.
- *A* Has made starts at six different positions in his minor-league career...The majority of his time has come at second base (319 games)...He has also started games at left field (153), second base (73), right field (36), shortstop (25) and center field (1).
- In his last minor-league season, **2019**, played with Triple-A Gwinnett and was an International League Mid-Season All-Star.
 - *A* In 96 games before getting traded to Detroit, posted a .558 slugging percentage and .944 OPS, totals that each placed fourth in the league.
- Named by the Atlanta organization as Double-A Mississippi's Player of the Year in **2018**...Finished third in the Braves' farm system in home runs (17) and walks (57).
 - *A* Also tabbed as Mississippi's Player of the Month for August.
- In his first full season in Atlanta's organization, **2017**, was a Southern League Mid-Season All-Star with Double-A Mississippi...Played in 124 games and finished tied for fourth in the Braves' system in walks (49) and sixth in home runs (15).
- In **2016**, began the season with the Rangers' High-A High Desert club before being traded to Atlanta in July and finishing the season with High-A Carolina...Had 66 extra-base hits, tied for the sixth most among all minor leaguers.
 - *A* While in the Texas organization, named a California League Mid-Season All-Star.
 - *A* Selected to the SiriusXM All-Star Futures Game in San Diego...Started at second base for the United States team and went 0-for-1 with one walk.
 - *A* Following the season, played 22 games for Salt River in the Arizona Fall League... Had 12 extra-base hits (4 2B, 4 3B, 4 HR), 14 RBI and 11 walks...Named to the All-Prospect Team.
- Suspended 80 games in **2015** after testing positive for a banned substance.
 - *A* Appeared in 56 games with Adelaide in the Australian Baseball League following the season...Had nine home runs and 36 RBI.
- In **2014**, hit 25 home runs to lead the South Atlantic League, the most among teenage players in the minors.
- Concluded his first professional season, **2013**, as the Rangers' eighth-best prospect, according to *Baseball America*.

MINOR LEAGUE NOTES

- Has played in 681 minor-league games in parts of seven seasons between the Rangers and Braves systems, batting .244/.339/.464 (588-for-2,412) with 133 doubles, 28 triples and 114 home runs.

AMATEUR

- Attended Winder-Barrow High School in Winder, Ga., approximately 50 miles northeast of Truist Park...Also played basketball.
 - *A* On the diamond, primarily played shortstop, while also serving as the team's No. 1 starter and leadoff hitter...Hit .404 with 12 home runs in his senior season, and went 8-1 with a 0.69 ERA (5 ER/50.2 IP) on the mound, completing five of the nine games he started.
- Played club baseball for East Cobb (Ga.) and helped the team win the World Wood Bat Championship in Jupiter, Fla.
 - *A* Went 3-for-3 with a double and four RBI in the championship game.
- Committed to play collegiately at the University of South Carolina, but opted to sign with Texas.

TRANSACTIONS

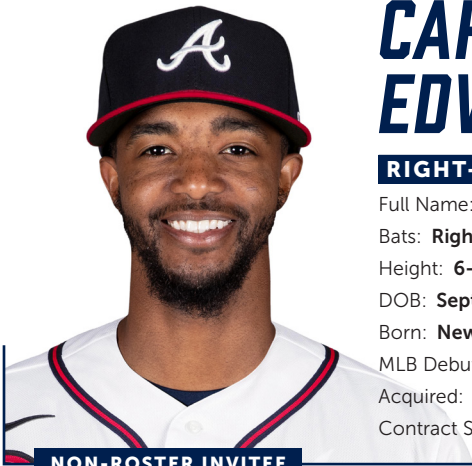
- Selected by the Texas Rangers in the first round (30th overall) of the 2013 First-Year Player Draft.
- Acquired by the Atlanta Braves from the Texas Rangers in exchange for LHP Dario Álvarez and RHP Lucas Harrell on July 27, 2016.
- Acquired by the Detroit Tigers along with LHP Joey Wentz from the Atlanta Braves in exchange for RHP Shane Greene on July 31, 2019.
- Claimed off waivers by the Atlanta Braves from the Detroit Tigers on February 12, 2021.

COMPLETE RECORD

Year	Club	AVG	G	AB	R	H	2B	3B	HR	RBI	SH	SF	HP	BB	SO	SB-CS	OBP	SLG	E
2013	AZL Rangers	.285	39	144	31	41	5	3	4	20	0	0	2	29	49	5-1	.411	.444	11
2014	Hickory	.211	118	398	77	84	16	2	25	66	5	4	9	50	171	6-2	.310	.450	18
2015	Hickory	.241	48	170	27	41	12	1	5	19	0	1	2	25	69	10-1	.343	.412	1
	Spokane	.150	5	20	0	3	0	0	0	0	0	0	2	11	0-2	.227	.150	1	
2016	High Desert	.272	88	331	73	90	20	4	25	59	0	4	2	41	125	13-3	.352	.583	11
	Carolina	.250	35	124	21	31	9	5	3	11	1	0	1	26	50	4-1	.384	.476	2
2017	Mississippi	.231	124	458	62	106	21	6	15	45	1	2	1	49	134	5-7	.306	.402	20
2018	Mississippi	.222	128	428	69	95	22	5	17	63	1	4	4	57	140	6-2	.316	.416	3
2019	Gwinnett	.286	96	339	68	97	28	2	20	73	1	2	6	51	106	4-3	.387	.558	4
	Detroit	.225	48	169	24	38	7	2	3	10	1	1	1	14	63	3-0	.286	.343	1
2020	Detroit	.172	18	29	5	5	1	0	0	4	0	0	1	3	14	0-0	.273	.207	1
Minor Totals		.244	681	2412	428	588	133	28	114	356	9	17	27	330	855	53-22	.339	.464	71
Major Totals		.217	66	198	29	43	8	2	3	14	1	1	2	17	77	3-0	.284	.323	2

MAJOR LEAGUE FIELDING RECORD

Position	PCT	G	PO	A	E	TC	DP
Right Field	.984	59	122	0	2	124	0
Left Field	1.000	2	6	0	0	6	0
Pitcher	--	1	0	0	0	0	0



NON-ROSTER INVITEE

CARL EDWARDS JR.

56

RIGHT-HANDED PITCHER

Full Name: **Carl Fleming Edwards**

Bats: **Right**

Throws: **Right**

Height: **6-3**

Weight: **170**

DOB: **September 3, 1991**

Opening Day Age: **29**

Born: **Newberry, SC**

Resides: **Irmo, SC**

MLB Debut: **September 7, 2015** MLB Service Time: **4.098**

Acquired: **Signed to a minor-league contract, January 28, 2021**

Contract Status: **Signed through 2021**

2020

- Made Seattle's Opening Day roster and pitched to a 1.93 ERA (1 ER/4.2 IP) with six strikeouts over five games.
- Was placed on the 10-day injured list with a right forearm strain on August 7 and missed the remainder of the season.

MAJOR LEAGUE NOTES

- **Awards:** World Series Champion (2016).
 - Was a member of the Chicago Cubs World Series roster in 2016...Pitched the first two outs of the decisive 10th inning of Game 7 before LH Mike Montgomery got the final out.
 - Went 0-1 and allowed two runs in 2.2 innings in his three games during the 2016 World Series.
 - Has pitched in 15 total postseason games in his career, combining to go 1-2 with a 6.55 ERA (8 ER/11.0 IP).
- Has gone 9-8 with a 3.54 ERA (71 ER/180.2 IP) in 199 major league appearances over six seasons, fanning 242 and saving three games.
 - Was drafted by the Texas Rangers in 2011, traded to the Cubs in 2013 and debuted with Chicago in 2015...Has pitched for the Cubs (2015-19), Padres (2019) and Mariners (2020).
- Since he debuted in 2015, ranks second in the majors with a .156 (97-for-263) average against him.
 - Only Josh Hader (.144) has a lower opponents average in that time.

CAREER HIGHS

Most Innings Pitched

2.0, 5x, last: 7/25/18, CHI vs. ARI

Most Runs

5, 8/13/16, CHI vs. STL

Most Earned Runs

5, 8/13/16, CHI vs. STL

Most Hits Allowed

3, 4x, last: 5/16/18, CHI at ATL

Most Home Runs Allowed

2, 9/17/16, CHI vs. MIL

Most Walks

4, 8/13/16, CHI vs. STL

Most Strikeouts

5, 7/31/16, CHI vs. SEA

Longest winning streak

4 games, 9/15/17-5/15/18

Longest losing streak

3 games, 7/21-9/5/17

- In 2017, led all major league relievers with just 3.93 hits allowed per 9.0 innings... Marked the best single-season mark for a Cubs reliever in franchise history, surpassing Carlos Marmol's 4.12 hits allowed per 9.0 IP in 2008.
- Was recalled by Chicago, on 9/7/15, and made his major-league debut that night at St. Louis... Pitched a scoreless inning of relief in the win.

Recorded his first career save, September 1, 2016 vs. San Francisco, tossing a perfect ninth ...Also earned a save in the season finale, October 2 at Cincinnati.

Earned his first career win, April 21, 2017 at Cincinnati with a scoreless 10th inning.

- Was one of only four active MLB players drafted and signed in the 48th round or later to appear in a MLB game in 2018 (also Efrén Navarro, Vidal Nuño and Jarrod Dyson)

He was the first to play for the Cubs after being drafted and signed in the 48th round or later since Justin Speier in 1998 (55th round, 1995).

- Has been traded twice in his career.

Acquired by the Chicago Cubs along with INF Mike Olt, RHP Justin Grimm and RHP Neil Ramirez from the Texas Rangers in exchange for RHP Matt Garza on July 22, 2013.

Traded from Chicago to the San Diego Padres along with International Bonus Pool Money in exchange for LHP Brad Wieck on July 31, 2019.

- Has made four trips to the injured list throughout his career.

Missed over a month in 2018, from May 30 to July 6, with right shoulder inflammation.

Made a pair of trips in 2019...Suffered a left thoracic spine strain and was on the injured list from June 10 to July 19, and then missed from August 13 until the final day of the regular season with a right shoulder strain.

Pitched in just five games in 2020 suffering a right forearm strain on August 7 and missing the remainder of the season.

MINOR LEAGUE NOTES

- Has pitched in parts of seven seasons at the minor-league level, going 22-13 with a 2.35 ERA (88 ER/333.1 IP) and 425 strikeouts in 130 games, including 49 starts.
- Pitched for the United States during the **2015** All-Star Futures Game.
- Made six starts with the Mesa Solar Sox in the **2014** Arizona Fall League and went 1-0 with a 1.80 ERA (3 ER/15.0 IP) to earn Rising Star honors.
- Combined to go 8-2 with a 1.86 ERA (24 ER/116.1 IP) over 24 starts between Single-A Hickory of the Rangers organization and High-A Daytona of the Cubs in **2013**.
 - Was named a South Atlantic League Mid-Season All-Star with Hickory, and was named an MiLB.com Staff Choice for Best Starting Pitcher and *Baseball America* Minor League All-Star with Daytona.

TRANSACTIONS

- Selected by the Texas Rangers in the 48th round of the 2011 First-Year Player Draft; signed by Chris Kemp.
- Acquired by the Chicago Cubs with INF Mike Olt, RHP Neil Ramirez (as a player to be named later) and RHP Justin Grimm from the Texas Rangers in exchange for RHP Matt Garza on July 22, 2013.
- On Chicago's disabled list (right shoulder inflammation) from May 30 to July 6, 2018; included an injury rehabilitation assignment with Iowa (AAA).
- On Chicago's injured list (left thoracic spine strain) from June 13 to July 19, 2019; included an injury rehabilitation assignment with Iowa (AAA).
- Acquired by the San Diego Padres from the Chicago Cubs in exchange for LHP Brad Wieck on July 31, 2019.
- On San Diego's injured list (strained right shoulder) from August 13 to September 30, 2019.
- Signed by the Seattle Mariners to a one-year major league contract on December 4, 2019.
- On Seattle's injured list (right forearm strain) from August 7 through the end of the 2020 season.
- Signed by the Atlanta Braves to a minor-league contract on January 28, 2021.



COMPLETE RECORD

Year	Club	W-L	ERA	G	GS	CG	SHO	SV	IP	H	R	ER	HR	HB	BB	SO	WP	BK
2012	AZL Rangers	3-0	0.00	4	3	0	0	0	20.0	6	0	0	0	1	6	25	1	1
	Spokane	2-3	2.11	10	10	0	0	0	47.0	26	13	11	0	2	19	60	2	0
2013	Hickory	8-2	1.83	18	18	1	0	0	93.1	62	28	19	0	3	34	122	12	1
	Daytona	0-0	1.96	6	6	0	0	0	23.0	14	5	5	1	0	7	33	0	0
2014	Tennessee	1-2	2.44	10	10	0	0	0	48.0	30	14	13	1	1	21	46	3	0
	AZL Cubs	0-0	1.59	2	2	0	0	0	5.2	2	1	1	0	0	4	8	0	0
2015	Tennessee	2-2	2.66	13	0	0	0	4	23.2	11	12	7	1	0	17	36	1	0
	Iowa	3-1	2.84	23	0	0	0	2	31.2	15	11	10	0	1	24	39	3	0
	Chicago (NL)	0-0	3.86	5	0	0	0	0	4.2	3	3	2	0	0	3	4	0	0
2016	Iowa	1-1	4.26	24	0	0	0	1	25.1	17	12	12	1	1	17	35	3	0
	Chicago (NL)	0-1	3.75	36	0	0	0	2	36.0	15	15	15	4	0	14	52	5	0
2017	Chicago (NL)	5-4	2.98	73	0	0	0	0	66.1	29	22	22	6	4	38	94	4	0
2018	Chicago (NL)	3-2	2.60	58	0	0	0	0	52.0	36	17	15	2	0	32	67	4	0
	Iowa	0-1	9.00	3	0	0	0	0	2.0	2	2	2	0	2	4	3	2	0
2019	Chicago (NL)	1-1	5.87	20	0	0	0	0	15.1	8	11	10	3	1	9	17	2	1
	Iowa	2-0	3.07	14	0	0	0	0	14.2	12	6	5	2	0	6	14	0	0
	El Paso	0-1	9.00	3	0	0	0	0	3.0	4	3	3	0	0	1	4	0	0
2020	San Diego	0-0	32.40	2	0	0	0	0	1.2	4	6	6	0	0	4	2	2	0
	Seattle	0-0	1.93	5	0	0	0	1	4.2	2	1	1	0	0	1	6	0	0
Minor Totals		22-13	2.35	130	49	1	0	7	337.1	201	107	88	6	11	160	425	27	2
A.L. Totals		0-0	1.93	5	0	0	0	1	4.2	2	1	1	0	0	1	6	0	0
N.L. Totals		9-8	3.58	194	0	0	0	2	176.0	95	74	70	15	5	100	236	17	1
Major Totals		9-8	3.54	199	0	0	0	3	180.2	97	75	71	15	5	101	242	17	1

DIVISION SERIES RECORD

Year	Club, Opp	W-L	ERA	G	GS	CG	SHO	SV	IP	H	R	ER	HR	HP	BB	SO	WP	BK
2016	Chi. vs. SF	0-0	0.00	2	0	0	0	0	2.0	1	0	0	0	0	0	0	0	0
2017	Chi. vs. Wsh.	1-1	23.14	5	0	0	0	0	2.1	2	6	6	1	0	4	4	1	0
D.S. Totals		1-1	12.46	7	0	0	0	0	4.1	3	6	6	1	0	4	4	1	0

CHAMPIONSHIP SERIES RECORD

Year	Club, Opp	W-L	ERA	G	GS	CG	SHO	SV	IP	H	R	ER	HR	HP	BB	SO	WP	BK
2016	Chi. vs. LAD	0-0	0.00	3	0	0	0	0	1.2	0	0	0	0	0	2	2	0	0
2017	Chi. vs. LAD	0-0	0.00	2	0	0	0	0	2.1	0	0	0	0	0	2	4	0	0
C.S. Totals		0-0	0.00	5	0	0	0	0	4.0	0	0	0	0	0	4	6	0	0

WORLD SERIES RECORD

Year	Club, Opp	W-L	ERA	G	GS	CG	SHO	SV	IP	H	R	ER	HR	HP	BB	SO	WP	BK
2016	Chi. vs. Cle.	0-1	6.75	3	0	0	0	0	2.2	4	2	2	0	0	2	2	1	0

MAJOR LEAGUE FIELDING RECORD

Position	PCT	G	PO	A	E	TC	DP
Pitcher	.973	199	17	19	1	37	1



PHILLIP ERVIN

26

OUTFIELDER

Full Name: **Phillip S. Ervin**

Bats: **Right**

Throws: **Right**

Height: **5-10**

Weight: **210**

DOB: **July 15, 1992**

Opening Day Age: **28**

Born: **Mobile, AL**

Resides: **Leroy, AL**

MLB Debut: **April 22, 2017**

MLB Service Time: **2.115**

Acquired: **Off waivers from Chicago-NL, February 22, 2021**

Contract Status: **Signed through 2021**

2020

- In his fourth major-league season, played in 37 games between the Cincinnati Reds and Seattle Mariners, hitting .149/.292/.189 (11-for-74) with three doubles, four RBI and 10 runs scored.
 - Spent the entire season in the major leagues.
- He was the Reds' Opening Day left fielder and leadoff hitter.
- He had just three hits in 35 at-bats (.086) with the Reds in 19 appearances, seven starts, before getting designated for assignment on 8/28.
 - Was hitless in his final 13 at-bats.
- Claimed off waivers by Seattle on 9/3...Appeared in 18 games with the Mariners, making 13 starts, all in right field.
 - Drew eight walks in just 47 plate appearances with Seattle...His 17.0% walk rate was more than double the rate he produced in his first three seasons – 8.1%.
 - All of the three doubles and four RBI he had for the season came with Seattle
- Had a 1.010 OPS with runners in scoring position, hitting .273/.556/.455 (3-for-11)...He drew six walks, to just three strikeouts, in these situations, while hitting two doubles...Had just one other extra-base hit on the year.
- Reached base safely in six of his 14 plate appearances as a pinch hitter...Had just one hit in nine at-bats, but walked four times and was hit by a pitch.
- All three of his doubles came off right-handed pitchers, during which he went 6-for-33 (.182) with six walks and 13 strikeouts.
 - Against left-handers, went just 5-for-41 (.122), but had nearly as many walks (8) as strikeouts (9).

CAREER HIGHS

Most Runs

4, 9/7/18, CIN vs. SD

Most Hits

6, 7/13/19, CIN at COL

Most Doubles

2, 2x, last: 9/26/19, CIN vs. MIL

Most Triples

1, 8x, last: 9/10/19, CIN at SEA

Most Home Runs

2, 9/7/18, CIN vs. SD

Most RBI

4, 3x, last: 9/7/18, CIN vs. SD

Most Walks

2, 6x, last: 9/13/20, SEA vs. ARI

Most Stolen Bases

1, 15x, last: 8/7/20, CIN at MIL

Longest Hitting Streak

7 games, 8/30-9/17

MAJOR LEAGUE NOTES

- Has played in 237 major-league games across parts of four seasons, hitting .247/.322/.406 (145-for-586) with 26 doubles, eight triples, 17 home runs and 68 RBI.
 - The Braves are his fourth organization... Made his major-league debut with the Reds after getting drafted by Cincinnati in 2013.

♣ Claimed off waivers by three other organizations – Seattle in September 2020, Chicago-NL in December 2020 and Atlanta in February 2021.

- Has played all three outfield positions, spending the majority of his time in the corners...Has appeared in 115 games (66 starts) in left field, 74 games (42 starts) in right field and 45 games (31 starts) in center field.
 - ♣ Has also made one career pitching appearance, on 8/8/18 at New York-NL... Retired the only batter he faced, getting C Devin Mesoraco to ground out.
- Is a career .277/.352/.459 (61-for-220) hitter with a 113 wRC+ against left-handed pitchers...Has 22 extra-base hits (11 2B, 4 3B, 7 HR) in these situations in just 220 at-bats, an average of one every 10 at-bats.
 - ♣ Conversely, against right-handers, has batted .230/.303/.374 (84-for-366) with a 78 wRC+ and 29 extra-base hits, an average of one every 12.6 at-bats.
- Has 65 career pinch-hit appearances, producing two triples, two home runs and a .313 on-base percentage...Has gone 12-for-56 (.214).
 - ♣ Both of his pinch-hit homers came in 2019, when he went 8-for-27 (.296) with six RBI in that role.
- Has two career game-ending hits, both home runs.
 - ♣ His most recent of which was a pinch-hit, solo shot off Philadelphia RH Nick Vincent in the 11th inning on 9/5/19...It was the Reds' only walk-off homer of the season.
 - ♣ His first walk-off homer also came in the 11th inning, on 8/17/18 vs. San Francisco, off RH Ray Black.
- Has never appeared in a postseason game.
- Tied a Reds' single-game franchise record with six hits on 7/13/19 at Coors Field, going 6-for-6 in a 17-9 win.
 - ♣ Only three other players achieved that feat...Tony Cuccinello first set the mark in 1931, and it was later matched by Ernie Lombardi in 1937 and Walker Cooper in 1949.
- Had his only career multi-homer game on 9/7/18 vs. San Diego...Set single-game career highs with four runs scored and four RBI.
- Broke up St. Louis' no-hit bid in the eighth inning on 7/23/18...Singled off RH Jordan Hicks...RH Daniel Ponce de Leon started for the Cardinals and went 7.0-hitless innings in his major-league debut.

- Made his major-league debut on 4/22/17 as a pinch hitter...Faced Cubs' RH Jake Arrieta and grounded into a fielder's choice.
 - ♣ His first career hit was a home run at Wrigley Field...Took RH Hector Rondón deep on 8/16...Became the first Reds player to homer for his first career hit since Juan Encarnacion on 9/18/09.
- Has never been on the injured list in his major-league career.
 - ♣ Has been sidelined three times in the minors with wrist (2013), hamstring (2015) and thumb (2018) injuries.

MINOR LEAGUE NOTES

- Has played in 580 minor-league games since getting drafted by Cincinnati in 2013...Has hit .252/.344/.401 (528-for-2,097) with 119 doubles, 17 triples, 53 home runs, 294 RBI and 141 stolen bases.
 - ♣ Has split his time defensively among all three outfield positions, appearing in 312 games (294 starts) in left field, 211 games (204 starts) in center field and 47 games (41 starts) in right field.
- In **2017**, the year in which he made his major-league debut, spent the majority of the season with Triple-A Louisville...Recorded 23 stolen bases, the most on the team and tied for the fourth most in the International League.
- In **2016**, his first full season at Double-A, named a Southern League Mid-Season All-Star with Pensacola...Tabbed the "Top Star" of the game after hitting a pinch-hit grand slam.
 - ♣ Had a single-season career-high 36 stolen bases, a total which led Cincinnati's minor leaguers.
- Played 109 games with High-A Daytona in **2015** and was selected a Florida State League Mid-Season All-Star...Finished the campaign with Double-A Pensacola.
 - ♣ Combined to produce 14 home runs (1st), 71 RBI (2nd) and 34 stolen bases (2nd), totals that were among the most in Cincinnati's system that season.
 - ♣ Following the season, played 18 games for Peoria in the Arizona Fall League and was named to the Rising Stars All-Star Game.
- Had 30 steals in 132 games with Single-A Dayton in **2014**, the second most in the Reds system.
- Following his first professional season, **2013**, was rated by *Baseball America* as the "Best Hitter for Average" in the Reds' organization.

AMATEUR

- Played three seasons collegiately at Samford University in Birmingham, Ala...Became the first baseball player drafted out of Samford and the highest draft pick in the school's history in any sport.
 - The three-time All-Southern Conference performer hit .344 in his career, compiling 230 hits, including 47 doubles, and scored 157 runs, totals that each placed in the top 10 in school history...Also saw limited time as a relief pitcher, allowing just one run in 9.2 innings (0.93 ERA).
 - Following his sophomore season, he played for the Harwich Mariners in the Cape Cod League, and was selected the league's MVP...He hit .323 with 11 home runs and 31 RBI.
 - Majored in sociology.
- Graduated from Leroy (AL) High School, where he played baseball, football and basketball...Led his teams to state titles in baseball and football.

TRANSACTIONS

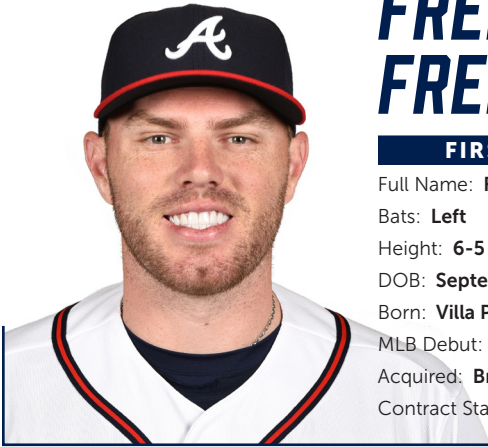
- Selected by the Cincinnati Reds in the first round (27th overall) of the 2013 First-Year Player Draft... Signed by Ben Jones.
- Claimed off waivers by the Seattle Mariners from the Cincinnati Reds on September 3, 2020.
- Claimed off waivers by the Chicago Cubs from the Seattle Mariners on December 22, 2020.
- Claimed off waivers by the Atlanta Braves from the Chicago Cubs on February 22, 2021.

COMPLETE RECORD

Year	Club	AVG	G	AB	R	H	2B	3B	HR	RBI	SH	SF	HP	BB	SO	SB-CS	OBP	SLG	E
2013	Billings	.326	34	129	27	42	9	1	8	29	0	0	3	17	24	12-0	.416	.597	3
	Dayton	.349	12	43	7	15	2	0	1	6	0	0	0	8	10	2-1	.451	.465	0
2014	Dayton	.237	132	498	68	118	34	7	7	68	0	10	7	46	110	30-5	.305	.376	1
	Daytona	.242	109	405	68	98	18	0	12	63	1	7	9	53	83	30-7	.338	.375	5
2015	Daytona	.235	17	51	7	12	3	0	2	8	0	0	2	13	15	4-3	.409	.412	0
	Pensacola	.239	123	419	71	100	22	3	13	45	0	3	18	65	88	36-10	.362	.399	3
2016	Pensacola	.256	99	363	46	93	20	2	7	40	5	0	2	37	83	23-6	.328	.380	5
	Cincinnati	.259	28	58	8	15	2	0	3	10	1	0	1	4	15	4-1	.317	.448	2
2018	Cincinnati	.252	78	218	27	55	10	1	7	31	0	4	5	20	60	6-1	.324	.404	3
	Louisville	.289	48	173	25	50	12	4	5	38	1	3	5	20	39	10-7	.373	.491	3
2019	Louisville	.290	40	145	27	42	8	1	6	26	0	3	5	19	34	6-6	.384	.483	0
	Cincinnati	.271	94	236	30	64	11	7	7	23	0	2	4	18	63	4-3	.331	.466	2
2020	Cincinnati	.086	19	35	5	3	0	0	0	0	0	0	1	6	8	1-0	.238	.086	0
	Seattle	.205	18	39	5	8	3	0	0	4	0	0	0	8	14	0-0	.340	.282	0
Minors Totals		.256	614	2226	346	570	128	18	61	323	7	26	51	278	486	153-45	.348	.412	20
Majors Totals		.247	237	586	75	145	26	8	17	68	1	6	11	56	160	15-5	.322	.406	7

MAJOR LEAGUE FIELDING RECORD

Position	PCT	G	PO	A	E	TC	DP
Left Field	.984	115	121	3	2	126	0
Right Field	.968	74	89	2	3	94	0
Center Field	.978	45	87	1	2	90	0
Pitcher	--	1	0	0	0	0	0



FREDDIE FREEMAN

5

FIRST BASEMAN

Full Name: **Frederick Charles Freeman**

Bats: **Left**

Throws: **Right**

Height: **6-5**

Weight: **220**

DOB: **September 12, 1989**

Opening Day Age: **31**

Born: **Villa Park, CA**

Resides: **Atlanta, GA**

MLB Debut: **September 1, 2010** MLB Service Time: **10.033**

Acquired: **Braves' second-round pick (78th overall) in 2007**

Contract Status: **Signed through 2021**

2020

- Awards:** BBWAA N.L. MVP (2020), Louisville Slugger Silver Slugger (1B), All-MLB First Team (1B), Hank Aaron Award (N.L.), Players Choice Player of the Year, Players Choice N.L. Outstanding Player, *Baseball Digest* MLB Player of the Year, *Baseball America* MLB Player of the Year, *Baseball America* All-MLB First Team (1B), N.L. Player of the Month (9/20).
 - A** Is the seventh Braves player to receive N.L. MVP honors, joining 3B Chipper Jones (1999), 3B Terry Pendleton (1991), OF Dale Murphy (1982-83), OF Hank Aaron (1957), 3B Bob Elliott (1947) and 2B Johnny Evers (1914)...The BBWAA has awarded MLB's MVP since 1931...When Evers received his recognition, the official award was known as the Chalmers Award.
 - A** Received 28 of the 30 first-place votes, finishing with 410 points, 142 more than runner-up Mookie Betts, who garnered the other two first-place votes...Freeman previously finished in the top eight of N.L. MVP voting four times, including as high as fourth in 2018.
 - A** Is the first player at his position to win the N.L. MVP since the Reds' Joey Votto in 2010...Only two other first basemen have won N.L. MVP awards this century...Albert Pujols was honored three times in a five-year span (2005, 2008-09), while Ryan Howard won in 2006.
- N.L. Ranks:** fWAR (3.4, 1st), doubles (23, 1st), runs (51, 1st), extra-base hits (37, 1st), batting average (.341, 2nd), on-base % (.462, 2nd), slugging % (.640, 2nd), OPS (1.102, 2nd), WPA (2.7, 2nd), RBI (53, 2nd), total bases (137, 2nd), hits (73, 3rd), walks (45, 3rd).

CAREER HIGHS

Most Runs

4, 6/28/14, ATL at PHI

Most Hits

5, 5/10/18, ATL at MIA

Most Doubles

3, 2x, last: 9/28/18, ATL at PHI

Most Triples

1, 23x, last: 8/9/20[1], ATL at PHI

Most Home Runs

2, 17x, last: 9/10/20, ATL vs. WSH

Most RBI

6, 9/9/20, ATL vs. MIA

Most Walks

4, 7/27/19, ATL at PHI

Most Stolen Bases

1, 45x, last: 9/24/20, ATL vs. MIA

Longest Hitting Streak

30 games, 8/24-9/28/16

- A** With a league-leading 23 doubles, passed Andruw Jones (330) and Eddie Mathews (338) on the franchise's doubles list...Has 342 in his career, third most in franchise history...Since Freeman entered the league in 2010, his 342 doubles are third most in baseball...Only Robinson Canó (372) and Nick Markakis (353) have more in this time.

- Started the season 8-for-42 (.190) before he was given a day off from the starting lineup on 8/5... Since the following day, Freeman hit .378 (65-for-172) with 12 home runs, 46 RBI, a .490 on-base percentage and a 1.211 OPS in 47 games...He struck out just 25 times over that stretch.
- Hit his first career grand slam in the fourth inning of Game 2 of a doubleheader on 9/4 off the Nationals' Tanner Rainey.
 - *A* The slam came in his 105th career plate appearance with the bases loaded...Since Freeman entered the league in 2010, 55 players across baseball had at least 105 plate appearances with the bases loaded and all except Freeman had hit at least one grand slam.
 - *A* Hit his second career grand slam two days later, on 9/6, also against Washington... He is just the second player in Atlanta franchise history (since 1966) to hit two grand slams in a single series, and the first to do so in separate games...Pitcher Tony Cloninger hit slams in both the first and fourth innings on 7/3/66 at San Francisco.
- Hit a walk-off home run on 9/25 vs. Boston in the 11th inning, his 11th career walk-off, including his fifth game-ending homer...Freeman did not start the game...He came on as a pinch-hitter in the ninth inning and drew a walk.
- In Atlanta's record-setting 29-run outburst on 9/9 against Miami, he drove in a single-game career-best six runs...He went 3-for-6, falling a triple shy of the cycle...Hit an RBI single in the second inning, a two-run homer in the third inning and a three-run double in the fourth inning.
- Went 4-for-5 with a double, home run and three RBI in Atlanta's home opener, a 7-4 victory over Tampa Bay on 7/29...According to the Elias Sports Bureau, Freeman became only the third Braves player with four hits in a home opener since the team moved to Atlanta in 1966, joining Fred McGriff (4 in 1995) and Brian McCann (4 in 2012).
- Made his 10th consecutive Opening Day start, which extends his modern era franchise record (since 1900) for a first baseman...Fred Tenney held the previous record, starting eight straight Opening Days at first base from 1900-07... Overall, since 1900, only Tenney has started even nine Opening Days at first base for the franchise.
 - *A* Freeman is just the third player in the franchise's modern era to start 10 consecutive Opening Days at a single position.
 - *A* Eddie Mathews holds the record with 15 straight at third base from 1952-1966, while Andruw Jones started 10 straight in center field from 1998-2007.
 - *A* Since the organization moved to Atlanta in 1966, only Chipper Jones (13 at 3B) and Andruw Jones (10 in CF) have started at least 10 Opening Days at a single position.
 - *A* Among N.L. players, only St. Louis' Yadier Molina (16) and Cincinnati's Joey Votto (12) have started more consecutive Opening Days with their current team than Freeman...In the A.L., only Texas' Elvis Andrus (12) has a longer active streak.

2020 POSTSEASON

- In 12 postseason games, batted .279/.415/.488 (12-for-43) with three doubles, two home runs, seven RBI and nine runs scored...Drew more walks (8) than strikeouts (6).
- Began the postseason with one hit in his first 15 at-bats, a stretch that covered parts of five games...His only hit in that time was a game-ending single in Game 1 of the Wild Card Series against Cincinnati...In a scoreless game in the 13th inning, drove a 1-2 pitch from LH Amir Garrett into centerfield to score Christian Pache.
 - *A* He was the ninth player in Braves history to record a walk-off RBI in a postseason game, and the first since Rafael Furcal in Game 2 of the 2004 NLDS vs. Houston... Furcal hit a two-run homer in the 11th inning to beat the Astros, 4-2.
 - *A* It was the latest in a postseason game, by innings played, a Braves player has ever had a walk-off RBI...Previously, Mark Lemke hit a 12th-inning single in Game 3 of the 1991 World Series.
 - *A* Freeman's hit produced the first 1-0 walk-off win in Braves postseason history...The last team to walk off by that score in the playoffs was the 2013 Oakland Athletics, when they beat the Detroit Tigers in Game 2 of the ALDS...Stephen Vogt had a single in the ninth inning to plate the run.
- His other 11 hits in the postseason came in a seven-game stretch, spanning Game 3 of the Division Series through Game 6 of the League Championship Series...Had a hit in each of those seven games for a career-best postseason hitting streak...Hit .423/.500/.769 (11-for-26) in those games with five extra-base hits (3 2B, 2 HR)...He had no such hits in his other five games.

- A** It was the longest postseason hitting streak by a Braves player since Rafael Furcal and Andruw Jones each had nine-game streaks that lasted into the 2005 postseason...Freeman went 0-for-3 in Game 7 of the NLCS to snap the streak.
- Had the game-winning RBI in three of Atlanta's eight postseason wins, including two in the NLCS against Los Angeles...Only the Dodgers' Corey Seager had more (6)...Houston's George Springer and Carlos Correa also had three.

A Since his first full season in 2011, his 111 game-winning RBI between the regular season and postseason are tied for second most in baseball...Albert Pujols has 129 such RBI in that time, while the Cubs' Anthony Rizzo also has 111.

MAJOR LEAGUE NOTES

- **Awards:** BBWAA N.L. MVP (2020), N.L. All-Star (4x, 2013, '14, '18, '19), Louisville Slugger Silver Slugger (2x, 2018, '19; 1B), Rawlings Gold Glove (2018; 1B), Wilson Defensive Player of the Year (2x, 2018, '19; 1B), All-MLB First Team (2020; 1B), All-MLB Second Team (2019; 1B), Hank Aaron Award (2020; N.L.), Players Choice Player of the Year (2020), Players Choice N.L. Outstanding Player (2020), *Baseball Digest* MLB Player of the Year (2020), *Baseball America* MLB Player of the Year (2020), *Baseball America* All-Rookie Team (2011), N.L. Player of the Month (2x, 9/16, 9/20), N.L. Rookie of the Month (7/11), N.L. Player of the Week (5x, 4/23/12, 5/7/12, 6/19/16, 9/4/16, 9/25/16).

A In addition to becoming the seventh Braves player to win the N.L. MVP in 2020, has finished in the top eight of voting four other times, including in the top five on two other occasions (5th in 2013 and 4th in 2018).

A Has earned four All-Star selections, including drawing starts in 2018 and 2019...Garnered 4,039,219 votes in 2018 to lead the N.L, the first Atlanta player to lead the league in fan voting since Dale Murphy in 1985...1B Fred McGriff (1995-96) and Hall-of-Fame 3B Chipper Jones (2000-01) are the only other Braves infielders to win consecutive fan-elected starts...His first All-Star honor came in 2013 when he won the Final Vote contest...Drew 19.7 million votes, an all-time Final Vote record.

- A** Has won the Louisville Slugger Silver Slugger each of the past two seasons... Is the only Braves first baseman to win multiple Silver Sluggers...Fred McGriff is the only other player at that position in franchise history to win the award, doing so in 1993.

A Won Wilson's Defensive Player of the Year award in 2018 and 2019...The award recognizes the top defensive player at each position across the majors and is Major League Baseball's official defensive achievement award...Freeman is the second Atlanta player to win the award in consecutive seasons...SS Andrelton Simmons did so in three straight seasons from 2013-15.
- **Franchise Ranks (since 1900):** doubles (342, 3rd), on-base percentage (.383, 5th), runs (849, 6th), home runs (240, 6th), RBI (858, 6th), extra-base hits (605, 6th), total bases (2,632, 6th), games played (1,406, 7th), hits (1,524, 7th), slugging percentage (.509, 8th) and batting average (.295, 11th).

A Is one of six players in Braves franchise history with 300 doubles and 200 home runs, reaching both milestones in 2019... The other five to reach those marks are Hank Aaron (600 2B, 733 HR), Andruw Jones (330 2B, 368 HR), Chipper Jones (549 2B, 468 HR), Eddie Mathews (338 2B, 493 HR) and Dale Murphy (306 2B, 371 HR).

A The Braves are just the third franchise in the majors with at least six players at 300 doubles and 200 home runs...The Yankees have 11, while Boston has six.

A Collected his 1,000th hit on 7/6/17 at Washington, in his 949th career game... Became the eighth quickest Braves player, by games played, in modern-era franchise history (since 1900) to get their first 1,000 career hits in a Braves uniform...He reached that milestone two months shy of his 28th birthday...He is the fifth player in franchise history to get 1,000 hits prior to turning 28, joining Hank Aaron (25 years old), Andruw Jones (26), Eddie Mathews (26) and Joe Torre (27).

A Hit career home run No. 100 on 7/31/15 at Philadelphia...At 25 years, 322 days, became the third-youngest Atlanta Braves player to reach the 100-homer mark behind Andruw Jones and Bob Horner.

- Has a career .383 on-base percentage, the sixth best in the majors since the start of the 2010 season (min. 1,000 PAs)...Only Joey Votto (.425), Mike Trout (.418), Miguel Cabrera (.397), Paul Goldschmidt (.392) and Bryce Harper (.387) have reached base more frequently in that time.
 - Had a career-best .462 on-base percentage in 2020...Has twice more reached base at a .400 clip or higher in a season – .400 in 2016 and .403 in 2017.
 - Is just the third qualified Braves player since the franchise moved to Atlanta in 1966 to have a .400 on-base percentage or better in consecutive seasons...Chipper Jones did it in six straight seasons from 1998-2003, and then again from 2007-08, while Gary Sheffield did it in 2002 and 2003...Only one other qualifying Atlanta player had multiple seasons with a .400 or better on-base percentage: Jeff Blauser in 1993 and 1997.
- In over half of his career games, 51.8%, Freeman has reached base safely multiple times...His 729 such games (1,406 total games) are seventh most in the majors since 2010...Joey Votto's 890 are the most in this time.
- Has 605 extra-base hits in his career, sixth most in Braves history...Only Nelson Cruz (652), Robinson Canó (635), Miguel Cabrera (611), Mike Trout (610) and Edwin Encarnación (606) have more since the beginning of 2010...Of those hits, 342 are doubles...That is third most in the majors since his debut.
 - Had a single-season best 83 extra-base hits in 2016, hitting 43 doubles, six triples and 34 home runs...That total led the N.L... The only other Atlanta-era player to post 80 or more extra-base hits in a season was Chipper Jones, who had a record 87 in 1999...Jones won his only career MVP award that season...Hank Aaron was the only other player in franchise history to produce at least 30 homers, 40 doubles and five triples in a season.
 - Hit a career-best 44 doubles in 2018, a franchise record for a first baseman... Finished that season with 71 extra-base hits, one of five seasons in his career with 65-or-more extra-base hits...Only four other players have more such seasons in franchise history...Hank Aaron had a record 16 of these seasons, while Andruw Jones had eight, Chipper Jones had seven and Eddie Mathews had six...Wally Berger also had five.
- Is a career .324/.443/.542 (382-for-1,179) hitter with runners in scoring position...Since 2010, 115 players have taken at least 1,000 plate appearances in those situations...Freeman's .324 batting average and .443 on-base percentage are each sixth best in the majors in that time.
 - Batted a career-best .443 (58-for-131) with runners in scoring position in 2013, and led the majors in that category in 2015 (.376, 35-for-93).
- Has started all 26 of Atlanta's playoff games since 2012...Has hit .283/.377/.465 (28-for-99) with six doubles, four homers, nine RBI and 15 runs scored in his postseason career...Did not make the Braves' playoff roster as a rookie in 2010.
 - Has reached base safely in 22 of those 26 games, including hitting safely in 18 of them...Had a postseason single-game career-best three hits in the 2012 Wild Card Game against St. Louis.
 - His first career playoff homer came in Game 3 of the 2018 NLDS against Los Angeles...Hit the first pitch of his sixth-inning at-bat off Alex Wood out to right field to give the Braves a 6-5 lead...They would win by that score and claim their only game of the series.
- Has 11 career game-ending hits in his career, including five home runs...His last three such hits have been home runs.
 - Aside from this season's walk-off against Boston, Freeman's last walk-off homer was off Milwaukee LH Josh Hader on 5/18/19...It came in the 10th inning in a 3-3 tie.
 - He also had a game-ending home run on 6/1/16 off San Francisco RH Derek Law... The game was tied, 4-4, in the bottom of the 11th inning.
 - Freeman had a career-best three walk-off hits in 2013, including the last of which was a game-ending homer on 6/17 vs. New York-NL...With the Braves down 1-0, he launched a two-run homer off the Mets' Dillon Gee.
 - His first career walk-off homer clinched a playoff spot for Atlanta...On 9/25/12 vs. Miami, hit a two-run shot off LH Mike Dunn in the ninth inning to give the Braves a 4-3 win.
- In 2019, set single-season career bests with 38 home runs, 121 RBI and 113 runs scored.

- A Only three left-handed hitters in Braves history have hit more homers in a season...Eddie Mathews did so five times, while Darrell Evans and David Justice each did so once...Additionally, only two other Braves' first basemen have reached that mark in a season (Andrews Galarraga, 44 in 1998 and Joe Adcock, 38 in 1956).
- A His 121 RBI were the most by a Braves player since Andruw Jones drove in 129 in 2006...Only 12 other players in franchise history have driven in more than 120 in a season.
- A Had an RBI in an Atlanta-era record 10 consecutive games, from 6/12-22..That tied the Braves all-time mark, done by Sid Gordon in 1951 with Boston.
- A Had 33 RBI in 28 games in June, setting an Atlanta franchise record for most RBI in a calendar month.
- A At the All-Star break that season, had 25 doubles, 23 home runs, 68 RBI and 69 runs scored...He was only the second player in Braves history with at least 20 doubles, 20 homers, 60 RBI and 60 runs scored before the All-Star Game...Gary Sheffield was the other, recording 21 doubles, 22 homers, 70 RBI and 70 runs in 2003.
- A Began that season, 2019, with a 27-game on-base streak, tying J.D. Drew (2004) for the longest season-opening on-base streak in the Atlanta-era (since 1966).
- For three consecutive seasons, from 2016-18, finished with at least a .300 batting average, 35 doubles and 20 home runs...Those are the only three such seasons of his career...In franchise history, only two other Braves have multiple such seasons...Hank Aaron had five of these seasons, while Chipper Jones had four...Both players are in the National Baseball Hall of Fame.
- Led the N.L. in hits in 2018 with a career-best 191...He became the first Braves player to do so since 1992, when Terry Pendleton had 199 to tie Pittsburgh's Andy Van Slyke for the most in the league...Prior to Freeman, the last Braves player to lead outright was Pendelton (187) in 1991.

 - A Teammate Ozzie Albies would go on to pace the N.L. in that category the following season, 2019...The Braves became the first N.L. team to have a player lead the league in hits in consecutive seasons since the Cubs in 2005 and 2006...Derrek Lee had 199 in 2005, while Juan Pierre had 204 in 2006.
- Stole a career-high 10 bases in 2018...Also hit 23 home runs...He is the fourth first baseman in Braves franchise history to hit at least 20 homers and steal at least 10 bases in a season... Dale Murphy was the last to do so in 1978... Earl Torgeson first accomplished the feat in consecutive seasons, 1950-51, and it was later matched by Orlando Cepeda in 1969.
- Had a career-best 46-game on-base streak in 2016, from 8/6-9/28, reaching base at a .512 clip in that span...The streak was the third longest in Atlanta history (since 1966), and the longest since Gary Sheffield set the Atlanta record in 2002 (52 games).

 - A Within that stretch, had a career-best 30-game hitting streak, from 8/24-9/28...That was also the third-longest hitting streak in Atlanta history...In fact, it was the longest in the majors since 2011, when the Braves' Dan Uggla hit safely in an Atlanta franchise-record 33 straight.
 - A Also hit a then-career-best 34 homers that season...Became the ninth player in major-league history to have a 30-game hitting streak in a season in which he hit 30 home runs.
- Reached base in an Atlanta franchise-record 12 consecutive plate appearances in April 2017, from 4/16-19...Eclipsed Jeff Burrough's mark of 11, which he set in April 1978...Freeman walked in his final two plate appearances on 4/16, reached base four times on both 4/17 and 4/18, and walked and homered his first two times up on 4/19.
- Hit for the cycle on 6/15/16 vs. Cincinnati... Singled in his final at-bat in the 11th inning to secure the feat...He became the third player in Atlanta history (since 1966) to do it, and the first since Mark Kotsay on 8/14/08...It is the only cycle of Freeman's career.
- In his first full major-league season, 2011, finished second in N.L. Rookie of the Year voting, behind teammate Craig Kimbrel...Was named *Baseball Digest's* Rookie of the Year after leading N.L. rookies in batting average (.282), on-base percentage (.346), slugging percentage (.448), home runs (21, T1st), RBI (76) and doubles (32) in 157 games.

 - A Tabbed N.L. Rookie of the Month for July...Hit .362 with 38 hits in 27 games.
 - A Finished the season with 161 hits, the most among Atlanta-era rookies (since 1966).

✎ Posted a 20-game hitting streak, from 7/17-8/6, the second-longest by a Braves rookie in franchise history (Alvin Dark, 23 games, 1948).

- Made his major-league debut on 9/1/10 vs. New York-NL...Hit his first major-league homer three weeks later, 9/21 at Philadelphia, off Hall-of-Famer Roy Halladay.
- Has been on the injured list just four times in his major-league career...Has played 162 games in a season twice (2014 and 2018)...In franchise history, only Dale Murphy (4) and Jeff Francoeur (2) have also had multiple such seasons.

✎ Underwent arthroscopic right elbow surgery after the 2019 season, on 10/16, in New York, NY...The surgery removed three fragmented loose bodies and cleaned up multiple bone spur formations...It was performed by Dr. David Altchek.

✎ His most recent time on the disabled list came in 2017, when he played a single-season career-low 117 games...Missed 44 games after suffering a non-displaced left wrist fracture on 5/17 vs. Toronto...At the time of the injury, was leading the N.L. with 14 home runs and ranked second with 26 extra-base hits...Upon his return for the DL on 7/4, appeared in 16 games defensively at third base, his only appearances at any other position than first base in his major-league career.

✎ Had two separate stints on the disabled list in 2015...Was limited to 118 games...First, missed just over a month, from 6/18-7/25, with a right wrist contusion...That snapped his major-league-leading consecutive games played streak at 234 games...Also missed two weeks, from 8/4-19, with a strained right oblique.

✎ His first DL stint of his career came in 2013, when he also missed time with a strained right oblique...Was sidelined for three weeks.

- On 2/4/14, signed an eight-year, \$135 million contract extension that keeps him under control through the 2021 season...The deal was the largest in franchise history.

MINOR LEAGUE NOTES

- In his most recent minor-league season, **2010**, was the International League's Rookie of the Year with Triple-A Gwinnett...Hit .319 and recorded a league-best 147 hits and 240 total bases...Also earned Post-Season All-Star honors that season...Was the second-youngest starter in Triple-A.

- Split the **2009** season between High-A Myrtle Beach and Double-A Mississippi...Was named the "Best Defensive First Baseman" in both Single- and Double-A by *Baseball America*.
- Was a South Atlantic League Mid- and Post-Season All-Star with Single-A Rome in **2008**, his first full professional season...Was named by the Braves as the organization's Hank Aaron Award winner, given annually to the top offensive performer in Atlanta's minor-league system...Also won that award in 2010.

AMATEUR

- Attended El Modena High School in Orange, Calif...Was a third baseman and pitcher...In his senior year, hit .417 at the plate and went 6-1 on the mound.
- Committed to Cal State Fullerton before signing.

PERSONAL

- Is a dual citizen...While he was born and raised in California, both of his parents are from Canada – his mother from Toronto and his father from Windsor...Freddie's mother passed away when he was 10 from melanoma skin cancer.
 - ✎ Played for Team Canada in the 2017 World Baseball Classic.
- He and his wife, Chelsea, have three children, all boys: Frederick Charles II ("Charlie"), Brandon John and Maximus Turner...Brandon John was born December 30, 2020, while Maximus Turner was born on Valentine's Day 2021, via surrogate.

TRANSACTIONS

- Selected by the Atlanta Braves in the second round of the 2007 First-Year Player Draft.
- On Atlanta's 15-day disabled list (strained right oblique) from April 7 to April 22, 2013; included an injury rehabilitation assignment to Gwinnett (AAA).
- Signed by the Atlanta Braves to an eight-year contract extension through the 2021 season, on February 4, 2014.
- On Atlanta's disabled list (right wrist contusion) from June 23 to July 25, 2015; included an injury rehabilitation assignment to Gulf Coast League (R).
- On Atlanta's disabled list (strained right oblique) from August 4 to August 19, 2015; included an injury rehabilitation assignment to Gwinnett (AAA).
- On Atlanta's disabled list (left wrist fracture) from May 18 to July 4, 2017; included an injury rehabilitation assignment to Gwinnett (AAA).
- On Atlanta's COVID-related injured list from July 4 to July 23, 2020.

COMPLETE RECORD

Year	Club	AVG	G	AB	R	H	2B	3B	HR	RBI	SH	SF	HP	BB	SO	SB-CS	OBP	SLG	E
2007	GCL Braves	.268	59	224	24	60	7	0	6	30	0	1	2	7	33	1-2	.295	.379	5
2008	Rome	.316	130	491	70	155	33	7	18	95	0	0	3	46	84	5-5	.378	.521	14
2009	Myrtle Beach	.302	70	255	43	77	19	0	6	34	0	2	14	26	41	1-4	.394	.447	6
	Mississippi	.248	41	149	15	37	8	0	2	24	0	5	4	11	19	0-0	.308	.342	2
2010	Gwinnett	.319	124	461	73	147	35	2	18	87	0	9	6	43	84	6-2	.378	.521	6
	Atlanta	.167	20	24	3	4	1	0	1	1	0	0	0	0	8	0-0	.167	.333	0
2011	Atlanta	.282	157	571	67	161	32	0	21	76	0	5	6	53	142	4-4	.346	.448	6
2012	Atlanta	.259	147	540	91	140	33	2	23	94	0	9	7	64	129	2-0	.340	.456	12
2013	Atlanta	.319	147	551	89	176	27	2	23	109	0	5	7	66	121	1-0	.396	.501	10
	Gwinnett	.500	3	10	3	5	2	0	0	2	0	0	1	1	3	0-0	.583	.700	0
2014	Atlanta	.288	162	607	93	175	43	4	18	78	0	3	8	90	145	3-4	.386	.461	5
2015	Atlanta	.276	118	416	62	115	27	0	18	66	0	2	7	56	98	3-1	.370	.471	4
	Gwinnett	.375	2	8	0	3	1	0	0	2	0	0	0	2	3	0-0	.500	.500	1
	GCL Braves	.182	3	11	2	2	0	0	1	3	0	0	0	0	4	0-0	.182	.455	1
2016	Atlanta	.302	158	589	102	178	43	6	34	91	0	5	10	89	171	6-1	.400	.569	5
2017	Atlanta	.307	117	440	84	135	35	2	28	71	0	2	7	65	95	8-5	.403	.586	5
	Gwinnett	.667	2	3	1	2	0	0	0	0	0	0	0	2	1	0-0	.800	.667	0
2018	Atlanta	.309	162	618	94	191	44	4	23	98	0	6	7	76	132	10-3	.388	.505	7
2019	Atlanta	.295	158	597	113	176	34	2	38	121	0	2	6	87	127	6-3	.389	.549	6
2020	Atlanta	.341	60	214	51	73	23	1	13	53	0	0	3	45	37	2-0	.462	.640	1
Minor Totals		.303	434	1612	231	488	105	9	51	277	0	17	30	138	272	13-13	.365	.474	35
Major Totals		.295	1406	5167	849	1524	342	23	240	858	0	39	68	691	1205	45-21	.383	.509	61

Bold indicates led league

WILD CARD RECORD

Year	Club, Opp.	AVG	G	AB	R	H	2B	3B	HR	RBI	SH	SF	HP	BB	SO	SB	CS	E
2012	Atl. vs. StL	.750	1	4	0	3	1	0	0	0	0	0	0	1	1	0	0	0
2020	Atl. vs. Cin.	.167	2	6	1	1	0	0	0	1	0	0	1	3	1	0	0	0
W.C. Totals		.400	3	10	1	4	1	0	0	1	0	0	1	4	2	0	0	0

DIVISION SERIES RECORD

Year	Club, Opp.	AVG	G	AB	R	H	2B	3B	HR	RBI	SH	SF	HP	BB	SO	SB	CS	E
2013	Atl. vs. LAD	.313	4	16	4	5	1	0	0	0	0	0	0	1	4	0	0	0
2018	Atl. vs. LAD	.250	4	16	1	4	0	0	1	1	0	0	0	1	3	0	0	0
2019	Atl. vs. StL	.200	5	20	1	4	1	0	1	1	0	0	1	1	6	0	0	1
2020	Atl. vs. Mia.	.167	3	12	2	2	0	0	0	0	0	0	0	2	0	0	0	0
D.S. Totals		.234	16	64	8	15	2	0	2	2	0	0	1	5	13	0	0	1

CHAMPIONSHIP SERIES RECORD

Year	Club, Site	AVG	G	AB	R	H	2B	3B	HR	RBI	SH	SF	HP	BB	SO	SB	CS	E
2020	Atl. vs. LAD	.360	7	25	6	9	3	0	2	6	0	0	1	3	5	0	0	0

ALL-STAR GAME RECORD

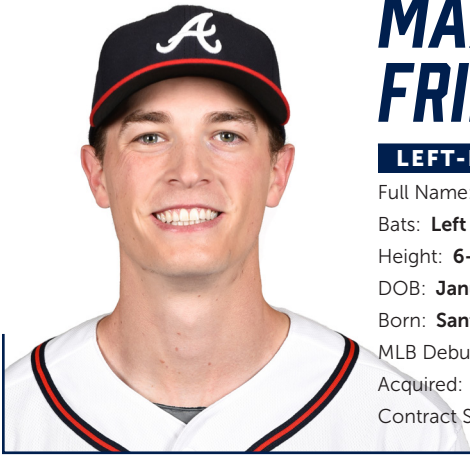
Year	Club, Site	AVG	G	AB	R	H	2B	3B	HR	RBI	SH	SF	HP	BB	SO	SB	CS	E
2014	N.L., MIN	1.000	1	1	0	1	0	0	0	0	0	0	0	0	0	0	0	1
2018	N.L., Wsh.	.000	1	2	0	0	0	0	0	0	0	0	0	0	0	0	0	0
2019	N.L., Cle.	.0	1	1	0	0	0	0	0	0	0	0	0	1	1	0	0	0
All-Star Totals		.250	3	4	0	1	0	0	0	0	0	0	0	1	1	0	0	1

WORLD BASEBALL CLASSIC RECORD

Year	Club	AVG	G	AB	R	H	2B	3B	HR	RBI	SH	SF	HP	BB	SO	SB	CS	E
2017	Canada	.182	3	11	0	2	0	0	0	1	0	0	0	0	3	0	0	0

MAJOR LEAGUE FIELDING RECORD

Position	PCT	G	PO	A	E	TC	DP
First Base	.995	1380	11165	787	60	12012	1052
Third Base	.971	16	13	21	1	35	1



MAX FRIED

54

LEFT-HANDED PITCHER

Full Name: **Max Dorian Fried**

Bats: **Left**

Throws: **Left**

Height: **6-4**

Weight: **190**

DOB: **January 18, 1994**

Opening Day Age: **27**

Born: **Santa Monica, CA**

Resides: **Henderson, NV**

MLB Debut: **August 8, 2017**

MLB Service Time: **2.148**

Acquired: **Trade with San Diego, December 19, 2014**

Contract Status: **Signed through 2021**

2020

- **Awards:** Gold Glove (P), All-MLB First Team (SP).
- **N.L. Ranks:** Wins (7, T2nd).
- Played his second full major league season and went 7-0 with a 2.25 ERA (14 ER/56.0 IP) in 11 games, all starts.
 - Finished the season with 56.0 innings, 4.0 innings short of qualifying for the ERA title...His 2.25 ERA would have ranked fourth lowest in the N.L. with enough innings.
- His 24 wins over the past two seasons are most in the majors by a left-hander, one more than Seattle's Marco Gonzalez.
 - Only one pitcher, the Yankees Gerrit Cole, has more wins than Fried since the start of last year...Cole has 27 wins.
- Fried did not allow a home run in any of his first 10 starts of the season and retired the first two batters he faced in his final appearance before allowing back-to-back home runs to Miami's Jesús Aguilar and Brian Anderson...The homers snapped a 68.1-inning homerless run.
 - His 68.1-inning homerless streak entering play was the longest in the majors at the time, 19.1 innings longer than any other pitcher...Fried was vying to become just the third qualifying pitcher in the live ball era to complete a season without allowing a home run, and the first since Slim Harriss in 1926.
 - He opened the season with 10 straight homerless starts, the longest stretch for an Atlanta pitcher since Zane Smith in 1986, who opened the year with 13 straight homerless starts.

CAREER HIGHS

Most Innings Pitched
7.0, 2x, last: 9/5/19, ATL vs. WSH

Most Runs Allowed
5, 7x, last: 9/15/19, ATL at WSH

Most Earned Runs Allowed
5, 6x, last: 9/15/19, ATL at WSH

Most Hits Allowed
11, 7/6/19, ATL vs. MIA

Most Home Runs Allowed
4, 9/10/19, ATL at PHI

Most Walks
5, 6/25/19, ATL at CHC

Most Strikeouts
11, 2x, last: 8/30/19, ATL vs. CWS

Longest winning streak
8 games, 9/21/19-present

Longest losing streak
3 games, 9/25/17-4/27/18

- Won each of his first seven decisions, becoming the first Braves starter to do so since Denny Neagle in 1997...Neagle also started 7-0.
 - No Braves pitcher has started 8-0 since the club moved to Atlanta in 1966, and just three have done so since 1900 (Ed Brandt in 1931, Warren Spahn in 1947 and Jim Wilson in 1954).

- Was placed on the injured list on September 8, backdated to September 6, and missed 11 games with a left-side muscle spasm in his lumbar spine.
- Picked off four runners on the season, tied with SF's Tyler Anderson for most in the majors...Fried needed just 12 pickoff attempts to do so.
 - Since his major league debut on August 8, 2017, Fried's 14 pickoffs are tied for most in the majors, and he has been successful on 19% (14-for-74) of his attempts...In that same span, all of baseball has picked off 720 runners on 43,006 attempts (0.017%).
- Atlanta won each of Fried's first eight starts this season before losing September 5 vs. Washington.
 - He was the only pitcher in the majors to make at least eight starts this season and have his team win each of them.
 - Fried's run of team wins was the longest to open a season for a Braves starter since Atlanta won all 12 of Kris Medlen's starts in 2012, and was tied for the fifth-longest such streak since the team moved to Atlanta in 1966.
- Beat Boston, 6-3, on August 31.
 - Fried has never lost an Interleague game in his career, going 7-0 with a 2.18 ERA (10 ER/41.1 IP) in seven starts against the American League...He beat Tampa Bay, Toronto, New York and Boston this season.
 - He is one of just two pitchers since the advent of Interleague Play in 1997 to open their career with at least seven straight victories against the opposing league, joining just Justin Verlander (7 straight).
- Fried threw his 7.0 scoreless innings in just 78 pitches against Cincinnati, becoming just the second Braves pitcher to go as many scoreless innings on as few of pitches in the postseason...Glavine also pitched 7.0 scoreless on just 72 pitches in Game 7 of the 1996 NLCS.
 - Fried's 7.0 scoreless in Game 1 of the Wild Card Series were followed by Ian Anderson's 6.0 scoreless innings in Game 2... They are the first Braves teammates with back-to-back scoreless starts in the playoffs since Steve Avery and John Smoltz in Game 6 and Game 7 of the 1991 NLCS versus Pittsburgh.
- Started Game 1 of the NLCS and held the Dodgers to four hits and one run over 6.0 innings... He struck out a postseason career-high nine, tying the most by a Braves left-hander in playoff history...Mike Hampton fanned nine in Game 2 of the 2003 NLDS, and Steve Avery struck out nine twice (Game 2 of the 1991 NLCS, Game 3 of the 1992 World Series).
 - Also started Game 6 of the series and pitched 6.2 innings and threw a career-most 109 pitches...Was just the sixth 100-pitch game of his career...Fried is the first Braves starter to pitch at least 6.2 innings in a potential clincher since Mike Hampton in Game 5 of the 2003 NLDS.

MAJOR LEAGUE NOTES

- Has compiled a 26-11 record and a 3.52 ERA (110 ER/281.1 IP) over 67 appearances and 50 starts in four major league seasons...Has fanned 289 batters over 281.1 innings.
 - Has pitched his entire major league career with Atlanta after the Braves acquired him in a six-player trade in December, 2014.
- Has pitched in 12 games and made four starts in the postseason, combining to go 0-1 with a 3.90 ERA (13 ER/30.0 IP) and 30 strikeouts.
 - Has pitched in the playoffs with Atlanta in 2018 (NLDS), 2019 (NLDS) and 2020 (WC, NLCS).
- Is 24-6 over the past two seasons, and his 24 wins in that span are most in the majors by a left-hander, one more than Seattle's Marco Gonzalez.
 - Only one pitcher, the Yankees Gerrit Cole, has more wins than Fried since the start of last year...Cole has 27 wins.

2020 POSTSEASON

- Made four starts in the 2020 postseason, starting Game 1 of the Wild Card Series vs. Cincinnati, Game 1 of the NLDS vs. Miami, and Games 1 and 6 of the NLCS vs. Los Angeles...Went 0-1 with a 3.04 ERA (8 ER/23.2 IP) while Atlanta won three of the four games.
- Pitched 7.0 scoreless innings in his Wild Card start against the Reds...Became the first Braves pitcher to throw at least 7.0 scoreless innings in the playoffs since Mike Foltynewicz in Game 2 of the 2019 NLDS vs. St. Louis, and the first left-hander to do so since Tom Glavine in Game 2 of the 2001 NLDS vs. Houston.

- Since his major league debut on August 8, 2017, his 14 pickoffs are tied for most in the majors, and he has been successful on 19% (14-for-74) of his attempts...In that same span, all of baseball has picked off 720 runners on 43,006 attempts (0.017%).
 - Became the first Braves pitcher since Kevin Millwood in 1999 to pick off two runners in the same inning when he did so on May 28, 2018 vs. NYM...Millwood did it on July 18, 1999 at TOR...Between Millwood's two pickoffs and Fried's game, only six other major league pitchers accomplished the feat, with MIN's Kyle Gibson doing it last on September 7, 2016 vs. KC.
- Has split his career between the rotation and the bullpen, making 50 career starts and 17 relief appearances.
 - Is 26-9 with a 3.55 ERA when starting, and 0-2 with a 3.24 ERA out of the bullpen.
- Played his first full major league season in 2019 and went 17-6 with a 4.02 ERA (74 ER/165.2 IP) in 33 games, including 30 starts...His 17 wins were second most in the National League.
 - His 17 wins were most in the National League by a left-hander, and second most in the majors among lefties...Boston's Eduardo Rodríguez won 19 games.
 - Fried's 17 wins were most by an Atlanta left-hander since 2002, when Hall-of-Famer Tom Glavine won 18 games.
- Opened the 2019 season with 16.2 innings without allowing an earned run, before Arizona scored twice in the fourth inning of his start on April 16...It was the longest streak without an earned run to open the season by a Braves pitcher since 2013 (Paul Maholm, 25.1 IP)
- Set then-career highs in innings pitched and strikeouts, June 30, 2018 at STL, fanning 11 over 6.2 innings...Allowed just four hits and three walks to earn his lone win of the season.
 - Became the seventh pitcher in Atlanta franchise history to record double-digit strikeouts within his first 15 career games, and the first to do so since Aaron Blair fanned 10 on October 1, 2016 vs. DET.
- The Braves recalled him from Double-A Mississippi on August 5, 2017 and he made his MLB debut on August 8 vs. PHI...Tossed 2.0 scoreless innings out of the bullpen...Fanned PHI's Cameron Perkins for his first major league strikeout.
 - Appeared in three more games, all in relief, for the Braves and allowed four runs in 4.2 innings (7.71 ERA) with no decisions before the club optioned him to Triple-A Gwinnett on August 23...Returned to the Braves for the remainder of the season on 9/1.
 - Made his first career start on September 3 at CHI and earned the 5-1 victory after going 5.0 innings and allowing one run and four hits...Of the four Braves to make their first career start in 2017, Fried was the only one to win.
 - Joined with Luiz Gohara and Sean Newcomb to become the first trio of rookie left-handers to start for the Braves since 1945, when Bob Logan, Lefty Wallace and Bob Whitcher did it.
- Has made four trips to the injured list in his career, missing time in each of the last three seasons with blister, groin and back injuries.
 - While in the minors, missed the entire 2015 season recovering from Tommy John surgery.

MINOR LEAGUE NOTES

- Has pitched across parts of six seasons in the minor leagues, going 19-33 with a 4.18 ERA (195 ER/420.1 IP) between Atlanta's and San Diego's systems.
- Pitched for Double-A Mississippi and Triple-A Gwinnett in **2017** and appeared for the Peoria Javelinas in the Arizona Fall League following the season.
 - Earned Southern League Pitcher of the Week honors during the season and earned the honor again with Peoria during the fall.
 - Was named to the All-Prospect team in the Arizona Fall League.
- Played his first full professional season with Single-A Fort Wayne in **2013** and went 6-7 with a 3.49 ERA (46 ER/118.2 IP) across 23 starts.
 - Was named an Organization All-Star by MiLB.com.

AMATEUR

- Attended Harvard-Westlake High School in Studio City, Calif. for his senior year, where he was teammates with Chicago-AL's Lucas Giolito.
- Began his high school career at Montclair College Preparatory School in Van Nuys, Calif...The school cut all athletics after Fried's junior season.
- Committed to UCLA, but opted to sign.

TRANSACTIONS

- Selected by the San Diego Padres in the first round (seventh overall) of the 2012 First-Year Player Draft...Signed by Brent Mayne.
- Acquired by the Atlanta Braves along with INF Jace Peterson, OF Dustin Peterson and OF Mallex Smith from the San Diego Padres in exchange for OF Justin Upton and RHP Aaron Northcraft on December 19, 2014.
- On Atlanta's disabled list (blister on his left third finger) from July 6 to July 29, 2018; included rehabilitation assignment to Mississippi (AA) and Gwinnett (AAA).
- On Atlanta's disabled list (left groin strain) from August 7 to August 27, 2018; included rehabilitation assignment to Gwinnett (AAA).
- On Atlanta's injured list (left index finger blister) from July 16 to July 27, 2019.
- On Atlanta's injured list (left-side muscle spasm in his lumbar spine) from September 6 to September 17, 2020.

COMPLETE RECORD

Year	Club	W-L	ERA	G	GS	CG	SHO	SV	IP	H	R	ER	HR	HB	BB	SO	WP	BK
2012	AZL Padres	0-1	3.57	10	9	0	0	0	17.2	14	9	7	1	1	6	17	5	0
2013	Fort Wayne	6-7	3.49	23	23	0	0	0	118.2	107	54	46	7	8	56	100	10	3
2014	AZL Padres	0-0	5.40	3	3	0	0	0	5.0	8	3	3	0	0	3	8	0	0
	Fort Wayne	0-1	4.76	2	2	0	0	0	5.2	7	3	3	1	0	2	2	0	0
2015									Injured - Did Not Pitch									
2016	Rome	8-7	3.93	21	20	0	0	0	103.0	87	52	45	10	4	47	112	11	3
2017	Mississippi	2-11	5.92	19	19	0	0	0	86.2	88	61	57	8	7	43	85	6	2
	Atlanta	1-1	3.81	9	4	0	0	0	26.0	30	15	11	3	4	12	22	0	0
	Gwinnett	0-0	0.00	2	2	0	0	0	6.0	1	0	0	0	0	2	6	1	0
2018	Mississippi	1-0	0.00	2	2	0	0	0	11.1	4	0	0	0	0	4	16	1	0
	Gwinnett	2-6	4.61	13	13	0	0	0	66.1	66	36	34	4	5	30	71	3	2
	Atlanta	1-4	2.94	14	5	0	0	0	33.2	26	12	11	3	2	20	44	2	0
2019	Atlanta	17-6	4.02	33	30	1	0	0	165.2	174	80	74	21	5	47	173	11	1
2020	Atlanta	7-0	2.25	11	11	0	0	0	56.0	42	14	14	2	4	19	50	1	1
Minor Totals		19-33	4.18	95	93	0	0	0	420.1	382	218	195	31	25	193	417	37	10
Major Totals		26-11	3.52	67	50	1	0	0	281.1	272	121	110	29	15	98	289	14	2

WILD CARD RECORD

Year	Club, Opp	W-L	ERA	G	GS	CG	SHO	SV	IP	H	R	ER	HR	HP	BB	SO	WP	BK
2020	Atl. vs. Cin.	0-0	0.00	1	1	0	0	0	7.0	6	0	0	0	1	0	5	0	0

DIVISION SERIES RECORD

Year	Club, Opp	W-L	ERA	G	GS	CG	SHO	SV	IP	H	R	ER	HR	HP	BB	SO	WP	BK
2018	Atl. vs. LAD	0-0	3.86	4	0	0	0	0	2.1	1	1	1	1	0	1	1	0	0
2019	Atl. vs. Stl.	0-0	9.00	4	0	0	0	0	4.0	5	4	4	0	0	3	6	1	0
2020	Atl. vs. Mia.	0-0	9.00	1	1	0	0	0	4.0	6	4	4	1	0	0	4	0	0
D.S. Totals		0-0	7.84	9	1	0	0	0	10.1	12	9	9	2	0	4	11	1	0

CHAMPIONSHIP SERIES RECORD

Year	Club, Opp	W-L	ERA	G	GS	CG	SHO	SV	IP	H	R	ER	HR	HP	BB	SO	WP	BK
2020	Atl. vs. LAD	0-1	2.84	2	2	0	0	0	12.2	12	4	4	3	0	6	14	0	0

MAJOR LEAGUE FIELDING RECORD

Position	PCT	G	PO	A	E	TC	DP
Pitcher	.935	67	8	64	5	77	2

MAJOR LEAGUE BATTING RECORD

Year	Club	AVG	G	AB	R	H	2B	3B	HR	RBI	SH	SF	HP	BB	SO	SB	CS	E
2017	Atlanta	.000	10	7	1	0	0	0	0	0	1	0	0	1	3	0	0	1
2018	Atlanta	.125	14	8	1	1	0	0	0	0	0	0	0	0	3	0	0	0
2019	Atlanta	.196	38	56	11	11	4	0	0	4	4	0	0	5	16	0	0	3
Major Totals		.169	62	71	13	12	4	0	0	4	5	0	0	6	22	0	0	5

**NON-ROSTER INVITEE**

MICHAEL HARRIS II

89

OUTFIELDER

Full Name: **Michael Machion Harris II**Bats: **Left**Throws: **Left**Height: **6-0**Weight: **195**DOB: **March 7, 2001**Opening Day Age: **20**Born: **Dekalb, GA**Resides: **Ellenwood, GA**MLB Debut: **None**MLB Service Time: **0.000**Acquired: **Braves' third-round (98th overall) pick in 2019**Contract Status: **Signed through 2021**

2020

- Added to Atlanta's 60-man player pool on 7/15...Spent the rest of the season at the club's alternate training site.
- Appeared in two exhibition games during summer camp in July...Went 1-for-4 (.250) with one RBI and two strikeouts.
- Ended the season ranked by MLB.com as Atlanta's No. 12 prospect.

2019

- Split his first professional season between rookie-level GCL and Single-A Rome, batting .277 (53-for-191) with two home runs, 27 RBI, eight stolen bases and 26 runs scored in 53 games.
- Named by the organization as the GCL Braves' Player of the Year...Led the team in batting average (.349), on-base percentage (.403), slugging percentage (.514) and OPS (.917).
 - Also tabbed as the club's Player of the Month for July...Batted .379/.423/.561 in 19 games that month.

AMATEUR

- Graduated from Stockbridge (GA) High School, approximately 40 miles southeast of Truist Park.
 - Was a two-way player...On the mound, the left-hander struck out 172 of the 469 batters he faced (36.7%), while posting a 1.87 ERA in his senior season...At the plate, the switch-hitter had a career .442 batting average in 74 games.

TRANSACTIONS

- Selected by the Braves in the third round (98th overall) of the 2019 First-Year Player Draft... Signed by Kirk Fredriksson.

COMPLETE RECORD

Year	Club	AVG	G	AB	R	H	2B	3B	HR	RBI	SH	SF	HP	BB	SO	SB-CS	OBP	SLG	E
2019	GCL Braves	.349	31	109	15	38	6	3	2	16	0	0	1	9	20	5-2	.403	.514	3
2019	Rome	.183	22	82	11	15	2	1	0	11	0	1	1	9	22	3-0	.269	.232	0
Minor Totals		.277	53	191	26	53	8	4	2	27	0	1	2	18	42	8-2	.344	.393	3



TREY HARRIS

84

OUTFIELDER

Full Name: **Terone Sevante Harris**

Bats: **Right**

Throws: **Right**

Height: **5-11**

Weight: **220**

DOB: **January 15, 1996**

Opening Day Age: **25**

Born: **Huntsville, AL**

Resides: **Austell, GA**

MLB Debut: **None**

MLB Service Time: **0.000**

Acquired: **Braves' 32nd-round pick in 2018**

Contract Status: **Signed through 2021**

NON-ROSTER INVITEE

2020

- Received a non-roster invitation to Atlanta's Spring Training...Played in 11 games and went 3-for-15 (.200) with one triple, one home run, three RBI and two runs scored.
- Finished the season ranked by MLB.com as the Braves' 13th-best prospect.

2019

- Named the Braves' Minor League Player of the Year...Combined to hit .323/.389/.498 (152-for-470) with 14 home runs, 73 RBI and 73 runs scored in 131 games between Single-A Rome, High-A Florida and Double-A Mississippi.
- Began the year with Rome and was a South Atlantic League Mid-Season All-Star...Hit .366 with eight homers and 44 RBI in 56 games.
- Was then promoted to Florida...Tabbed the Fire Frogs' Player of the Year by the organization after slashing .303/.388/.443 in 34 games.
- Was named by Atlanta on three occasions as a Player of the Month, twice with Rome (April and May) and once with Florida (June).
- Played for the Scottsdale Scorpions in the Arizona Fall League...Named to the AFL's Fall Stars Game...Hit .281/.354/.456 in 16 games.
- Finished the season ranked as the Braves' No. 18 prospect by MLB.com.

2018

- Split the season between the GCL Braves and Single-A Rome, batting .302/.409/.434 (57-for-189) with 21 extra-base hits, 29 RBI and 34 runs scored.
- Ranked in the Top 10 among Atlanta farmhands (min. 200 plate appearances), in on-base percentage (3rd, .409), batting average (4th, .302), OPS (4th, .843) and slugging percentage (8th, .434) in 105 games between the two stops.

AMATEUR

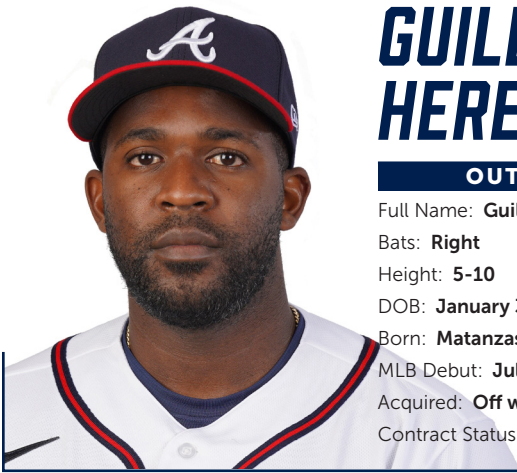
- Finished his four-year collegiate career at the U. of Missouri ranked among program leaders in stolen bases (7th, 37) and RBI (10th, 156).
- Was named to the SEC All-Freshman Team in 2015...Was also selected to the All-SEC Tournament Team that year.
- Attended McEachern High School in suburban Atlanta...Played second base on the baseball team, and was ranked by *Perfect Game* as the No. 1 2B prospect in the state of Georgia.

TRANSACTIONS

- Selected by the Atlanta Braves in the 32nd round of the 2018 First-Year Player Draft...Signed by Jon French.

COMPLETE RECORD

Year	Club	AVG	G	AB	R	H	2B	3B	HR	RBI	SH	SF	HP	BB	SO	SB-CS	OBP	SLG	E
2018	Rome	.293	82	307	54	90	17	1	11	39	0	2	4	29	73	1-1	.360	.463	12
	Florida	.253	23	83	3	21	7	0	0	10	0	1	0	6	16	0-0	.300	.337	7
2019	Rome	.366	56	202	38	74	14	4	8	44	1	1	6	20	32	4-4	.437	.594	1
	Florida	.303	34	122	20	37	5	0	4	17	0	0	5	12	26	3-0	.388	.443	0
	Mississippi	.281	41	146	15	41	7	3	2	12	0	0	4	4	33	1-2	.318	.411	0
	Minor Totals	.317	184	659	107	209	44	9	15	102	2	2	22	64	117	15-9	.395	.480	4



GUILLERMO HEREDIA

38

OUTFIELDER

Full Name: **Guillermo Heredia Molina**

Bats: **Right**

Throws: **Left**

Height: **5-10**

Weight: **195**

DOB: **January 31, 1991**

Opening Day Age: **30**

Born: **Matanzas, Cuba**

Resides: **North Lauderdale, FL**

MLB Debut: **July 29, 2016**

MLB Service Time: **3.112**

Acquired: **Off waivers from New York-NL, February 24, 2021**

Contract Status: **Signed through 2021**

2020

- In his fifth major-league season, played in 15 games between the Pittsburgh Pirates and New York Mets, hitting .212/.278/.394 (7-for-33) with two home runs, five RBI and six runs scored.
- He was Pittsburgh's Opening Day right fielder... Appeared in eight games with the Pirates, going 3-for-16 (.188) before getting optioned on 8/6... Designated for assignment just over two weeks later, on 8/24.
 - Heredia appeared on an Opening Day roster for the fourth consecutive season (Seattle, 2017-18 and Tampa Bay, 2019).
- Claimed off waivers by the Mets on 8/28.
 - Began his Mets' tenure at the club's alternate training site in Brooklyn.
 - Recalled on 9/21 for the final week of the regular season... Played in the each of New York's final seven games, starting five, all in center field.
 - Homed in his second game with the club, on 9/22 vs. Tampa Bay... Also homered in the regular-season finale at Washington... Those were his only two extra-base hits of the season.
- Both of his home runs came off right-handers, slugging .476 with the platoon disadvantage... Had no walks and seven strikeouts in those situations.
 - When facing left-handers, went 3-for-12 (.250), slugging .250, but reached base in six of his 15 plate appearances (.400), also drawing three walks, against just two strikeouts.

CAREER HIGHS

Most Runs

3, 3x, last: 8/12/19, TB at SD

Most Hits

3, 10x, last: 7/3/19, TB vs. BAL

Most Doubles

2, 3x, last: 7/3/19, TB vs. BAL

Most Triples

1, 5/19/18, SEA vs. DET

Most Home Runs

1, 19x, last: 9/27/20, NYM at WSH

Most RBI

3, 7/25/17, SEA vs. BOS

Most Walks

3, 2x, last: 8/12/19, TB at SD

Most Stolen Bases

1, 7x, last: 8/3/20, PIT at MIN

Longest Hitting Streak

6 games, 8/10-18/17

MAJOR LEAGUE NOTES

- Has played in 397 major-league games across parts of five seasons, hitting .239/.316/.344 (241-for-1,007) with 46 doubles, one triple, 19 home runs, 80 RBI and 121 runs scored.
 - The Braves are his fifth organization... Made his major-league debut with the Mariners after signing with Seattle in 2016.

TRANSACTIONS

- Signed by the Seattle Mariners as a non-drafted free agent on March 14, 2016.
- Acquired by the Tampa Bay Rays along with LH Michael Plassmeyer and C Mike Zunino from the Seattle Mariners in exchange for OF Mallex Smith and OF Jake Fraley on November 8, 2018.

- Signed by the Pittsburgh Pirates to a one-year contract on January 9, 2020.
- Claimed off waivers by the New York Mets from the Pittsburgh Pirates on August 28, 2020.
- Claimed off waivers by the Atlanta Braves from the New York Mets on February 24, 2021.

COMPLETE RECORD

Year	Club	AVG	G	AB	R	H	2B	3B	HR	RBI	SH	SF	HP	BB	SO	SB-CS	OBP	SLG	E
2016	Jackson	.293	58	205	39	60	7	2	2	34	1	9	9	36	32	2-5	.405	.376	1
	Tacoma	.312	35	138	27	43	6	1	2	13	1	2	4	12	15	3-0	.378	.413	1
	Seattle	.250	45	92	12	23	3	0	1	12	1	0	2	12	15	1-1	.349	.315	1
2017	Seattle	.249	123	386	43	96	16	0	6	24	1	1	11	27	64	1-5	.315	.337	2
2018	Seattle	.236	125	292	29	69	14	1	5	19	7	2	4	32	52	2-4	.318	.342	0
	Tacoma	.276	11	29	4	8	1	0	0	2	0	1	4	4	3	2-1	.421	.310	0
2019	Tampa Bay	.225	89	204	31	46	13	0	5	20	2	1	6	18	60	2-2	.306	.363	3
	Durham	.214	8	28	3	6	1	0	1	4	0	0	1	1	10	0-1	.267	.357	0
2020	Pittsburgh	.188	8	16	2	3	0	0	0	2	0	0	0	2	4	1-0	.278	.188	0
	New York (NL)	.235	7	17	4	4	0	0	2	3	0	0	0	1	5	0-0	.278	.588	0
Minor Totals		.293	112	400	73	117	15	3	5	53	2	12	18	53	60	7-7	.389	.383	2
Major Totals		.239	397	1007	121	241	46	1	19	80	11	4	23	92	200	7-12	.316	.344	6

MAJOR LEAGUE FIELDING RECORD

Position	PCT	G	PO	A	E	TC	DP
Center Field	.991	203	442	4	4	450	3
Left Field	.996	143	219	8	1	228	2
Right Field	.984	50	58	2	1	61	0





NON-ROSTER INVITEE

DAYSBEL HERNANDEZ

91

RIGHT-HANDED PITCHER

Full Name: **Daysbel Hernández**Bats: **Right**Throws: **Right**Height: **6-1**Weight: **235**DOB: **September 15, 1996**Opening Day Age: **24**Born: **Sandino, Cuba**Resides: **Tolleson, AZ**MLB Debut: **None**MLB Service Time: **0.000**Acquired: **Signed as a non-drafted free agent, September 13, 2017**Contract Status: **Signed through 2021**

2020

- Did not pitch in 2020.
- Ended the season ranked by MLB.com as Atlanta's No. 16 prospect.

2019

- Spent the entire year with High-A Florida, making 35 relief appearances.
 - ✓ Led the club in saves (7), wins (5, tied) and appearances (35, tied).
 - ✓ Struck out 70 hitters in 52.2 innings, an average of 12.0 strikeouts per 9.0 innings..
 - ✓ Limited opponents to a .184 batting average.
 - ✓ Named the Fire Frogs' June Pitcher of the Month by the organization...Did not allow a run in six appearances, going 2-0 in 11.1 innings with four walks and 15 strikeouts.
- Ended the season tabbed by MLB.com as the Braves' No. 20 prospect

2018

- In his first professional season, combined to go 2-2 with a 4.50 ERA (19 ER/38.0 IP), 23 walks and 36 strikeouts in 21 relief appearances between Single-A Rome and High-A Florida.

TRANSACTIONS

- Signed by the Atlanta Braves as a non-drafted free agent on September 13, 2017...Signed by Rolando Petit..

COMPLETE RECORD

Year	Club	W-L	ERA	G	GS	CG	SHO	SV	IP	H	R	ER	HR	HB	BB	SO	WP	BK
2018	Rome	1-0	3.33	13	0	0	0	1	24.1	15	9	9	0	0	15	26	4	1
	Florida	1-2	6.59	8	0	0	0	0	13.2	13	14	10	2	1	8	10	1	1
2019	Florida	5-2	1.71	35	0	0	0	7	52.2	34	14	10	2	4	23	70	6	0
Minor Totals		7-4	2.88	56	0	0	0	8	90.2	62	37	29	4	5	46	106	11	2

**NON-ROSTER INVITEE**

KURT HOEKSTRA

79

RIGHT-HANDED PITCHER

Full Name: **Kurtis Alan Hoekstra**Bats: **Left**Throws: **Right**Height: **6-2**Weight: **210**DOB: **June 27, 1993**Opening Day Age: **27**Born: **Grand Rapids, MI**Resides: **Kentwood, MI**MLB Debut: **None**MLB Service Time: **0.000**Acquired: **Braves' 21st-round pick in 2015**Contract Status: **Signed through 2021**

2020

- Received a non-roster invitation to Atlanta's Spring Training
 - A** Made two relief appearances, allowing no runs in 2.2 innings...Walked three and struck out three.

2019

- After spending the first four years of his professional career as an infielder, converted to pitching...Made 38 appearances between Single-A Rome and Florida, Double-A Mississippi and Triple-A Gwinnett, going 1-5 with a 1.81 ERA (13 ER/64.2 IP), 30 walks and 79 strikeouts.
 - A** Averaged 11.0 strikeouts per 9.0 innings and limited opponents to a .221 average...
- Was named by the organization as Rome's Pitcher of the Month for April and Mississippi's Pitcher of the Month for August...Had a 0.87 ERA (1 ER/10.1 IP) in April and a 1.13 ERA (2 ER/16.0 IP) in August.

2018

- Appeared in 99 games between Rome (A) and Florida (A+), and batted .239 (82-for-343) between the two clubs.

2017

- Established new career bests in runs (48), hits (106), doubles (18), triples (7), home runs (3) and RBI (35) in 114 games with Single-A Rome.

2016

- Placed on Single-A Rome's seven-day disabled list on 4/7 with a right groin strain and missed the rest of the season.

AMATEUR

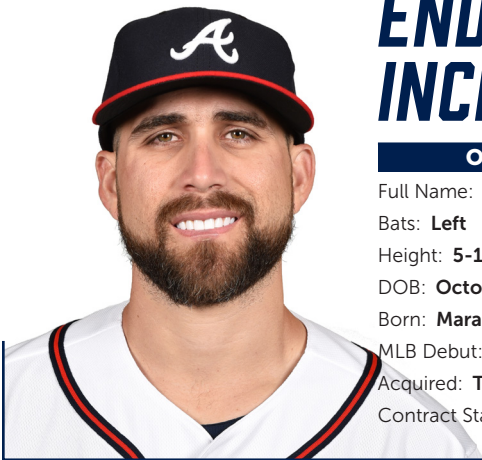
- Was a three-year infielder, and two-year starter, at Western Michigan University...Split his time between shortstop and second base.
 - A** In his collegiate career, had a .292 batting average with 23 doubles, 10 triples, three home runs and 61 RBI.

TRANSACTIONS

- Selected by the Atlanta Braves in the 21st round of the 2015 First-Year Player Draft...Signed by Rick Sellers.

COMPLETE PITCHING RECORD

Year	Club	W-L	ERA	G	GS	CG	SHO	SV	IP	H	R	ER	HR	HB	BB	SO	WP	BK
2019	Rome	0-2	0.59	12	0	0	0	4	15.1	14	6	1	1	0	5	26	1	0
	Florida	0-1	3.05	12	0	0	0	4	20.2	12	7	7	1	0	11	24	4	0
	Gwinnett	0-0	3.24	3	1	0	0	0	8.1	10	3	3	1	1	2	8	0	0
	Mississippi	1-2	0.89	11	1	0	0	0	20.1	17	8	2	1	0	12	21	3	0
Minor Totals		2-5	2.32	46	2	0	0	8	73.2	63	31	19	5	1	34	86	10	0



ENDER INCIARTE

11

OUTFIELDER

Full Name: **Ender David Inciarte**

Bats: **Left**

Throws: **Left**

Height: **5-11**

Weight: **190**

DOB: **October 29, 1990**

Opening Day Age: **30**

Born: **Maracaibo, Venezuela**

Resides: **Tampa, FL**

MLB Debut: **May 2, 2014**

MLB Service Time: **6.157**

Acquired: **Trade with Arizona, December 8, 2015**

Contract Status: **Signed through 2021, with an option for 2022**

2020

- In his seventh major-league season, played in 46 games and hit a career-worst .190/.262/.250 (22-for-116) with one home run, 10 RBI and 17 runs scored.
 - Started 30 games, but only eight in September.
 - Played all 308.1 of his defensive innings in center field...Committed just one error in 72 chances (.986).
- Hit .276/.488/.448 (8-for-29) when he was ahead in the count, producing a .936 OPS...Had 12 walks and three strikeouts in these situations.
 - When he was behind in counts, had a .232 OPS (5-for-47) with 12 strikeouts.
- Batted .200 (11-for-55) in 23 games at Truist Park with nine walks and 16 strikeouts...Conversely, went 11-for-61 (.180) with three walks and nine strikeouts in 23 road games.
- Struck out just 25 times...His 19.1% strikeout rate was better than the league average (21.6)...He also drew 12 walks, and his 9.1% walk rate was nearly league average (9.7).
- His only home run of the season came on 8/28 at Philadelphia, off LH Adam Morgan...It was his 40th career home run and his 850th hit...At the time, only 91 other active players had that many hits.
 - That was only his fourth career home run off a southpaw, and his first since 8/23/18 off the Marlins' Jarlin Garcia.
- Had an average exit velocity of 78.2 and a hard-hit rate (batted balls with an exit velocity of 95+ mph) of 6.4%, both the lowest in the majors.
 - Posted a 40 wRC+, the sixth lowest among all major leaguers with at least 100 plate appearances.

CAREER HIGHS

Most Runs

3, 6x, last: 9/22/18, ATL vs. PHI

Most Hits

5, 3x, last: 8/30/17, ATL at PHI

Most Doubles

2, 6x, last: 9/14/18, ATL vs. WSH

Most Triples

1, 28x, last: 9/7/20, ATL vs. MIA

Most Home Runs

2, 3x, last: 8/17/17, ATL at COL

Most RBI

5, 6/4/17, ATL at CIN

Most Walks

3, 2x, last: 5/26/18, ATL at BOS

Most Stolen Bases

2, 15x, last: 6/12/18, ATL vs. NYM

Longest Hitting Streak

19 games, 7/19-8/8/16

MAJOR LEAGUE NOTES

- Awards:** N.L. All-Star (2017), Rawlings Gold Glove (3x, 2016, '17, '18; CF).
- Won three consecutive Gold Glove awards in center field, from 2016-18, his first three seasons with Atlanta...Became the first Braves player to win three straight Gold Gloves since CF Andruw Jones won 10 in a row from 1998-07.

✎ Earned his first career All-Star honor in 2017, selected as a reserve for the N.L. squad...He went 0-for-2 as Atlanta's lone representative.

- Since his first full season in 2015, has 61 Defensive Runs Saved (DRS), fifth among major-league outfielders...Only Kevin Kiermaier (121), Mookie Betts (116), Lorenzo Cain (72) and Jason Heyward (69) have more.

✎ His 40 outfield assists in that time are 10th most.

- Is a career .314/.364/.436 (445-for-1,419) hitter after the All-Star break...Since his first full season in 2015, has a .316 batting average after the break, fourth best in the majors, trailing Joey Votto (.330), Jose Altuve (.328) and Christian Yelich (.318).

✎ Is a lifetime .254/.310/.340 (412-for-1,619) batter prior to the All-Star break.

- Has three game-ending RBI in his career, two singles and a walk...His last such RBI came on 4/21/18 off the Mets' Jeurys Familia, a ninth-inning single to break a 3-3 tie.
- His only career postseason experience came in the 2018 NLDS vs. Los Angeles...Started in center field all four games, and went 3-for-13 (.231) with four strikeouts.
- Recorded a single-season career-most 201 hits in 2017, the most by a Braves player since OF Marquis Grissom had 207 in 1996...Only two other Braves have produced 200-hit seasons since the franchise relocated to Atlanta in 1966...OF Ralph Garr had three (1971, 1973-74) of these seasons and Felipe Alou had two (1966, 1968).

✎ His 201 hits were the sixth most in a single season of Atlanta history.

✎ Finished with 110 hits at Truist Park, tied for the second most hits at home in a single season in Atlanta franchise history...Ralph Garr had 121 in 1971 and 110 in 1974.

✎ Had three five-hit games...The five-hit efforts tied the Braves single-season franchise record for most five-hit games...Kenny Lofton first set the mark in 1997.

✎ In one of those five-hit games, 6/4 at Cincinnati, drove in five runs ...At the time, he became the first Braves player with a five-hit, five-RBI game since Willie Harris on 7/21/07 vs. St. Louis...Harris went 6-for-6 with six RBI hitting leadoff.

- In his first season with Atlanta, had a career-best 19-game hitting streak (7/19-8/8), along with an 18-game streak (8/19-9/7)...Is the only player in Atlanta history (since 1966) to have multiple hitting streaks of at least 18 games in a single season...Both came after the All-Star break.

✎ Over those stretches, produced a career-best 27-game on-base streak, from 7/19-8/17...Reached base at a .390 clip in that stretch, and had a hit in all but one contest.

- Began his career with the Diamondbacks...Was traded to Atlanta as part of a five-player deal involving Braves SS Dansby Swanson on 12/8/15.

✎ After his first season with the Braves, signed a five-year contract extension with a club option that could keep him in Atlanta through the 2022 season.

- Made his major league debut on 5/2/14 with Arizona, at San Diego...Started in center field and went 1-for-4 with a single off Dale Thayer.

✎ Finished fifth in the N.L. Rookie of the Year balloting after hitting .278 (116-for-418) with 18 doubles, four home runs and 27 RBI in 118 games.

✎ His 116 hits were second among N.L. rookies (Billy Hamilton, 141)...Recorded four hits on three occasions, becoming the first Arizona rookie with three or more four-hit games in a single season.

✎ Established a club rookie record 18-game hitting streak, from 7/31-8/19...Hit .316 (25-for-79) in that stretch.

✎ Stole 19 bases, going 19-for-22...His 86.4 success rate was second in the N.L. behind Drew Stubbs (87.0).

✎ Had 10 outfield assists, tied for second among N.L. rookies.

- Has been on the injured list five times in his major-league career, including twice in 2019.

✎ Missed two months with a lumbar strain...Also suffered a right hamstring strain on 8/17 that ended his season...The 65 games he played in 2019 were his fewest in a 162-game season.

✎ Has also missed time with a concussion (2014) and left hamstring strain (2016).

MINOR LEAGUE NOTES

- Began the **2014** season with Triple-A Reno before making his major-league debut in May...Entered that campaign tabbed by *Baseball America* as Arizona's "Fastest Baserunner" and as having the "Best Outfield Arm."

- Named a Southern League Mid-Season All-Star in **2013** with Double-A Mobile...Led the league with 43 stolen bases.
- Began the **2012** season with Philadelphia, after being selected by the Phillies in the Rule 5 Draft... Did not appear in any games and was returned to Arizona on 4/4.
- Earned Midwest League Mid-Season All-Star recognition in **2011** with Single-A South Bend.
- Signed with Arizona as a non-drafted free agent in May **2008**.
- Returned to the Arizona Diamondbacks from the Philadelphia Phillies as a Rule 5 selection on April 4, 2013.
- On Arizona's disabled list (concussion) from June 13 to June 20, 2014.
- On Arizona's disabled list (right hamstring strain) from June 16 to July 17, 2015; included rehabilitation assignments with the AZL Diamondbacks (Rookie) and Mobile (AA).
- Acquired by the Atlanta Braves along with RHP Aaron Blair and INF Dansby Swanson from the Arizona Diamondbacks in exchange for RHP Shelby Miller and LHP Gabe Speier on December 8, 2015.
- On Atlanta's disabled list (left hamstring strain) from April 9 to May 7, 2016; included a rehabilitation assignment with Gwinnett (AAA).
- Signed by the Atlanta Braves to a five-year contract extension through the 2021 season, with a club option for 2022, on January 9, 2017.
- On Atlanta's injured list (lumbar strain) from May 15 to July 18, 2019; included rehabilitation assignments with Florida (A+), Mississippi (AA) and Gwinnett (AAA).
- On Atlanta's injured list (right hamstring strain) from August 17 to the end of the 2019 season.

PERSONAL

- His late father, Astolfo, was an Atlanta Braves fan and encouraged Ender to play and pursue a career in baseball.

TRANSACTIONS

- Signed by the Arizona Diamondbacks as a non-drafted free agent on May 25, 2008...Signed by Miguel Nava.
- Selected by the Philadelphia Phillies from the Arizona Diamondbacks in the Major League phase of the 2012 Rule 5 Draft on December 6, 2012.

2020 STARTS BY BATTING ORDER

- 1: Acuña Jr. - 46, Swanson - 13, Albies - 1
- 2: Freeman - 26, Swanson - 20, Albies - 10, d'Arnaud - 4
- 3: Freeman - 32, Ozuna - 24, d'Arnaud - 4
- 4: Ozuna - 36, d'Arnaud - 15, Markakis - 4, Duvall - 3, Albies - 1, Sandoval - 1
- 5: d'Arnaud - 13, Duvall - 13, Adams - 12, Swanson - 10, Markakis - 8, Albies - 2, Riley - 2
- 6: Riley - 15, Markakis - 14, Duvall - 12, Swanson - 7, Camargo - 5, Albies - 4, d'Arnaud - 3
- 7: Duvall - 17, Camargo - 13, Riley - 13, Swanson - 7, Albies - 3, Markakis - 3, Flowers - 2, Hechavarría - 2, Adams - 1
- 8: Riley - 20, Flowers - 16, Inciarte - 6, Hechavarría - 5, Camargo - 4, Markakis - 4, Duvall - 2, Albies - 1, Culberson - 1, Swanson - 1
- 9: Inciarte - 24, Camargo - 9, Albies - 7, Hechavarría - 7, Flowers - 4, Jackson - 3, Contreras - 2, Swanson - 2, Pache - 1

COMPLETE RECORD

Year	Club	AVG	G	AB	R	H	2B	3B	HR	RBI	SH	SF	HP	BB	SO	SB-CS	OBP	SLG	E
2008	DSL D-backs	.300	62	227	36	68	7	0	0	18	3	1	2	27	35	22-6	.377	.330	2
2009	Missoula	.325	66	237	33	77	14	1	1	22	5	1	0	15	40	10-4	.364	.405	6
2010	South Bend	.225	66	227	26	51	9	7	1	20	7	2	3	14	35	5-4	.276	.339	1
	Yakima	.242	19	66	10	16	4	0	0	3	4	1	0	7	17	2-1	.311	.303	1
2011	South Bend	.262	116	450	73	118	19	5	1	25	12	3	2	47	59	26-15	.333	.333	4
2012	South Bend	.293	65	225	36	66	16	5	1	30	5	3	0	31	31	18-4	.375	.422	3
	Visalia	.319	62	248	46	79	12	5	1	17	6	1	2	22	32	28-8	.377	.419	3
2013	Mobile	.281	127	473	68	133	17	3	5	25	8	2	6	27	47	43-8	.327	.362	2
2014	Reno	.312	26	109	22	34	4	2	2	12	0	1	0	10	21	7-2	.367	.440	1
	Arizona	.278	118	418	54	116	18	2	4	27	4	0	0	25	53	19-3	.318	.359	5
2015	Arizona	.303	132	524	73	159	27	5	6	45	2	5	4	26	58	21-10	.338	.408	6
	AZL D-backs	.400	2	5	1	2	0	0	0	0	0	0	0	1	0	0-0	.500	.400	0
	Mobile#	.300	5	20	3	6	1	1	1	1	0	0	0	3	2	0-0	.391	.600	0
2016	Atlanta	.291	131	522	85	152	24	7	3	29	5	2	4	45	68	16-7	.351	.381	4
	Gwinnett	.333	2	6	0	2	0	0	0	0	0	0	0	1	0	0-0	.429	.333	0
2017	Atlanta	.304	157	662	93	201	27	5	11	57	3	4	0	49	94	22-9	.350	.409	3
2018	Atlanta	.265	156	597	83	158	27	6	10	61	4	4	6	49	86	28-14	.325	.380	5
2019	Atlanta	.246	65	199	30	49	11	2	5	24	0	1	4	26	41	7-1	.343	.397	1
	Florida	.077	5	13	0	1	0	0	0	0	0	0	1	2	0	0-0	.143	.077	0
	Mississippi	.400	2	5	1	2	0	0	0	0	0	0	0	0	0	1-0	.400	.400	18
	Gwinnett	.231	6	26	5	6	1	0	0	1	0	0	0	4	3	0-1	.333	.269	0
2020	Atlanta	.190	46	116	17	22	2	1	1	10	1	2	0	12	25	4-1	.262	.250	1
Minor Totals		.283	631	2337	360	661	104	29	13	174	50	15	15	210	324	162-53	.344	.369	18
Atlanta Totals		.278	555	2096	308	582	91	21	30	181	13	13	14	181	314	77-32	.337	.384	14
Major Totals		.282	805	3038	435	857	136	28	40	253	19	18	18	232	425	117-45	.335	.385	25

Bold indicates led league

DIVISION SERIES RECORD

Year	Club, Opp.	AVG	G	AB	R	H	2B	3B	HR	RBI	SH	SF	HP	BB	SO	SB	CS	E
2018	Atl. vs. LAD	.231	4	13	0	3	0	0	0	0	0	1	0	0	4	0	0	0

ALL-STAR GAME RECORD

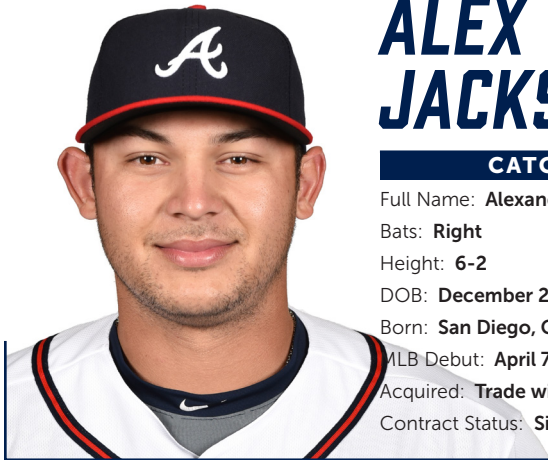
Year	Club, Site	AVG	G	AB	R	H	2B	3B	HR	RBI	SH	SF	HP	BB	SO	SB	CS	E
2017	N.L., Mia.	.000	1	2	0	0	0	0	0	0	0	0	0	0	0	0	0	0

WORLD BASEBALL CLASSIC RECORD

Year	Club	AVG	G	AB	R	H	2B	3B	HR	RBI	SH	SF	HP	BB	SO	SB	CS	E
2017	Venezuela	.292	7	24	1	7	3	0	0	3	0	1	1	1	4	0	0	1

MAJOR LEAGUE FIELDING RECORD

Position	PCT	G	PO	A	E	TC	DP
Center Field	.990	638	1577	38	16	1631	8
Left Field	.974	94	183	8	5	196	1
Right Field	.967	78	114	4	4	122	1



ALEX JACKSON

12

CATCHER

Full Name: **Alexander J. Jackson**

Bats: **Right**

Throws: **Right**

Height: **6-2**

Weight: **215**

DOB: **December 25, 1995**

Opening Day Age: **25**

Born: **San Diego, CA**

Resides: **El Dorado Hills, CA**

MLB Debut: **April 7, 2019**

MLB Service Time: **0.076**

Acquired: **Trade with Seattle, November 28, 2016**

Contract Status: **Signed through 2021**

2020

- In his second major-league season, played in five games and hit .286/.286/.429 (2-for-7) with one double.
 - Had four separate stints with Atlanta... Spent the rest of the season at the club's alternate training site.
- Was the Braves' Opening Day catcher on 7/24 at New York-NL...At 24 years, 212 days, became the eighth Braves catcher younger than 25 to start on Opening Day since the franchise relocated to Atlanta in 1966.
 - Was recalled prior to the game after catchers Travis d'Arnaud and Tyler Flowers were placed on the COVID-related injured list for precautionary reasons.
- Recorded his first major-league hit on 7/28 at Tampa Bay, doubling of Yonny Chirinos...Singled in his next at-bat.
 - Began his career 0-for-17.
- Drew a start in three of the Braves' first five games...Came on as a defensive replacement and pinch runner in his other two appearances.
- Ended the season ranked by MLB.com as the Braves' No. 21 prospect.

MAJOR LEAGUE NOTES

- Has played in each of the last two seasons with the Braves, his only major-league experience.
 - Has gone 2-for-20 (.100) with one double and one walk in nine games.
- Has started seven of his nine games, all at catcher...In the minor leagues, while primarily catching, also played all three outfield positions – right field (447 games), left field (92) and center field (33).

CAREER HIGHS

Most Runs

None

Most Hits

2, 7/28/20, ATL at TB

Most Doubles

1, 7/28/20, ATL at TB

Most Triples

None

Most Home Runs

None

Most RBI

None

Most Walks

1, 4/8/19, ATL at COL

Most Stolen Bases

None

Longest Hitting Streak

1 game, 7/28/20

- When he joined the Braves via trade, moved back behind the plate...Played outfield during his time in Seattle's organization...Caught in high school.
- Made his major-league debut on 4/7/19, in a start vs. Miami...Became just 10th Braves catcher to start his majors debut in Atlanta-era (since 1966).
 - Recalled earlier that day after C Brian McCann went on the injured list.

- Has never appeared in a postseason game.
- Has no career game-ending RBI.
- Has been on the injured list just once in his major-league career...Was recalled on 9/5/19 and placed on the 60-day IL with a left knee sprain.

MINOR LEAGUE NOTES

- Hit a career-best 28 home runs in **2019** with Triple-A Gwinnett, tied for the fifth most in the International League...Also matched his single-season career best with 65 RBI.
 - ▲ Named by the organization as the Stripers' Player of the Month for July...Batted .306/.393/.708 (22-for-72) with nine home runs and 23 RBI in 22 games.
- Was a **2017** Florida State League Mid-Season All-Star with High-A Florida, his first year in the Braves organization...Also named by *Baseball America* as a High Class-A All-Star.
 - ▲ Played for Peoria in the Arizona Fall League...Named to the AFL All-Prospect team after hitting five home runs and driving in 16 in 20 games.
- Acquired from Seattle in a four-player deal in November **2016**.
 - ▲ Entered the 2016 season as the Mariners' No. 1 prospect (*Baseball America*)
- Began his first professional season, **2015**, as MLB.com's No. 28 overall prospect...Was the second-highest ranking for a player from the 2014 First-Year Player Draft.
 - ▲ Selected sixth overall in 2014.

AMATEUR

- Graduated from Rancho Bernardo High School in 2014, where *Baseball America* named him the High School Player of the Year for his senior season after he hit .400 with 11 home runs and 31 RBI
- Hit 47 career homers in high school to tie the San Diego section record.
- Entered the draft as the top position player according to *Baseball America* and the fourth-best prospect overall.

TRANSACTIONS

- Selected by the Seattle Mariners in the first round (sixth overall) of the 2014 First-Year Player Draft; signed by Gary Patchett.
- Acquired by the Atlanta Braves along with a player to be named later (LHP Tyler Pike, December 9, 2016) from the Seattle Mariners in exchange for RHP Rob Whalen and RHP Max Povse on November 28, 2016.
- On Atlanta's 60-day injured list (left knee sprain) from September 5 to the end of the 2019 season.

COMPLETE RECORD

Year	Club	AVG	G	AB	R	H	2B	3B	HR	RBI	SH	SF	HP	BB	SO	SB-CS	OBP	SLG	E
2014	AZL Mariners	.280	23	82	11	23	6	2	2	16	1	2	0	9	24	0-1	.344	.476	1
2015	Clinton	.157	28	108	10	17	6	0	0	13	0	1	6	6	35	1-1	.240	.213	3
	Everett	.239	48	163	31	39	11	1	8	25	0	1	12	21	61	2-4	.365	.466	2
2016	Clinton	.243	92	333	43	81	20	1	11	55	1	2	11	34	103	2-1	.332	.408	2
2017	Florida	.272	66	257	44	70	17	0	14	45	0	1	11	13	74	0-1	.333	.502	10
	Mississippi	.255	30	110	12	28	4	0	5	20	0	0	0	10	32	0-0	.317	.427	2
2018	Mississippi	.200	64	225	27	45	12	1	5	24	0	1	6	20	78	0-0	.282	.329	6
	Gwinnett	.204	35	108	15	22	11	2	3	17	0	2	3	12	42	0-0	.296	.426	6
2019	Gwinnett	.229	85	306	52	70	9	0	28	65	0	1	18	20	118	1-0	.313	.533	12
	Atlanta	.000	4	13	0	0	0	0	0	0	0	0	1	1	5	0-0	.133	.000	0
2020	Atlanta	.286	5	7	0	2	1	0	0	0	0	0	0	0	4	0-0	.286	.429	0
Minor Totals		.233	471	1692	245	395	96	7	76	280	2	11	67	145	567	6-8	.317	.433	44
Major Totals		.100	9	20	0	2	1	0	0	0	0	0	1	1	9	0-0	.182	.150	0

MAJOR LEAGUE FIELDING RECORD

Position	PCT	G	PO	A	E	TC	DP	PB	CS	ATT	PCT	P-OFF
Catcher	1.000	8	50	3	0	53	0	0	0	1	.000	0



LUKE JACKSON

77

RIGHT-HANDED PITCHER

Full Name: **Luke Ray Jackson**

Bats: **Right**

Throws: **Right**

Height: **6-2**

Weight: **210**

DOB: **August 24, 1991**

Opening Day Age: **29**

Born: **Ft. Lauderdale, FL**

Resides: **Southwest Ranches, FL**

MLB Debut: **September 4, 2015** MLB Service Time: **4.019**

Acquired: **Trade with Texas, December 8, 2016**

Contract Status: **Signed through 2021**

2020

- In his sixth major-league season went 2-0 with a 6.84 ERA (20 ER/26.1 IP) in 19 appearances out of the bullpen.
 - In his 19 relief appearances, Jackson induced 60 ground balls, the most among relievers in baseball...An average of 3.16 ground balls per outing.
 - Among relievers with 19 or more appearances, his 1.1 average innings per appearance is the highest in the majors... He compiled 26.1 innings pitched in just 19 appearances.
 - His 20 earned runs allowed were tied for the third most among relievers in baseball.

MAJOR LEAGUE NOTES

- Has played for two teams – Texas (2015-16) and Atlanta (2017-20)...Came up through the Rangers' farm system after being drafted in the first round (45th overall) in 2010.
- Converted 19 of his 27 save chances after logging just one career save prior to 2019.
- During the 2019 campaign, Jackson had nine wins out of the bullpen, the most by a Braves reliever since Mike Remlinger had 10 in 1999...His nine wins tied for fifth most by a Braves reliever since 1913.
 - Fanned 106 batters in 72.2 innings for a career-best 13.13 SO/9.0 IP ratio...Struck out the fifth-most batters out of the bullpen in baseball, and his 106 strikeouts tied for the fourth most by a Braves reliever in Atlanta franchise history (since 1966).

CAREER HIGHS

Most Innings Pitched

4.0, 2x, last: 9/23/20, ATL vs. MIA

Most Runs Allowed

6, 2x, last: 8/16/17, ATL at COL

Most Earned Runs Allowed

6, 2x, last: 8/16/17, ATL at COL

Most Hits Allowed

6, 3x, last: 9/14/20, ATL at BAL

Most Home Runs Allowed

2, 8/16/17, ATL at COL

Most Walks

2, 16x, last: 9/14/20, ATL at BAL

Most Strikeouts

6, 8/11/17, ATL at STL

Longest Winning Streak

8 games, 7/5/19-present

Longest Losing Streak

2 games, 8/18-9/26/18

- Induced 107 ground balls on the season, and his 60.5 ground ball percentage was third highest in baseball (min. 70.0 IP).
- Recorded his second consecutive two-inning save, 5/15 vs. STL...Became the first Braves closer with back-to-back two-inning saves since Hall of Famer John Smoltz in 2002.

- Earned his first career save on June 5, 2018 at SD.
- Made three appearances in the 2019 NLDS against St. Louis with a 10.13 ERA (3 ER/2.2 IP) and a record of 0-0.

✎ Entered Game 1 in the bottom of the eighth inning and proceeded to allow three hits and two runs over 0.2 innings, tying the game 3-3...Jackson entered without warming in the bullpen after Chris Martin was injured completing his own warm-up tosses between innings.

- Made his major-league debut at Los Angeles (AL) on September 4, 2015...Allowed two earned runs and two hits in 0.2 innings.
- Made two different stints on the IL throughout his career.
 - ✎ Began the 2016 season on the 15-day injured list with back stiffness.
 - ✎ Missed 12 games in 2017 on the 15-Day injured list with a right shoulder strain.

MINOR LEAGUE NOTES

- Named a Texas League All-Star in **2014**.
 - ✎ Went 8-2 with a 3.02 ERA in 15 games, 14 starts for Double-A Frisco.
- Named a Carolina League All-Star in **2013**.
 - ✎ Went 9-4 with a 2.41 ERA (27 ER/101.0 IP) in 19 starts for the Pelicans.

AMATEUR

- Drafted out of Calvary Christian High School in Fort Lauderdale, Fla.
 - ✎ Went 8-0 with a 0.90 ERA his senior year, compiling 87 strikeouts with three shutouts and two saves.
 - ✎ Hit two home runs and 21 RBI at the plate.

TRANSACTIONS

- Selected by the Texas Rangers in the supplemental round (45th overall) of the 2010 First-Year Player Draft...Signed by Juan Alvarez.
- On Texas disabled list (back stiffness) from March 25 to April 13, 2016; included injury rehabilitation assignment to Round Rock (AAA).
- Acquired by the Atlanta Braves from the Texas Rangers in exchange for RHP Tyrell Jenkins and RHP Brady Feigl on December 8, 2016.
- On Atlanta's disabled list (right shoulder strain) from August 18 to September 1, 2017.
- Signed by the Atlanta Braves to a one-year contract on June 17, 2018.



COMPLETE RECORD

Year	Club	W-L	ERA	G	GS	CG	SHO	SV	IP	H	R	ER	HR	HB	BB	SO	WP	BK
2011	Hickory	5-6	5.64	19	19	0	0	0	75.0	83	57	47	9	4	48	78	12	1
2012	Hickory	5-5	4.92	13	13	1	0	0	64.0	63	37	35	4	5	33	72	5	1
	Myrtle Beach	5-2	4.39	13	13	0	0	0	65.2	67	35	32	2	4	32	74	4	0
2013	Myrtle Beach	9-4	2.41	19	19	0	0	0	101.0	79	30	27	6	3	47	104	6	0
	Frisco	2-0	0.67	6	4	0	0	0	27.0	13	2	2	0	0	12	30	3	0
2014	Frisco	8-2	3.02	15	14	0	0	1	83.1	58	28	28	5	4	24	83	8	1
	Round Rock	1-3	10.35	11	10	0	0	0	40.0	56	49	46	9	2	28	43	2	0
2015	Round Rock	2-3	4.34	39	5	0	0	0	66.1	62	37	32	3	1	35	79	11	0
	Texas	0-0	4.26	7	0	0	0	0	6.1	5	3	3	1	0	2	6	1	0
2016	Round Rock	1-0	2.45	16	0	0	0	2	22.0	13	7	6	2	1	15	27	1	0
	Texas	0-0	10.80	8	0	0	0	0	11.2	22	14	14	4	0	8	3	0	0
	Frisco	0-1	4.81	20	0	0	0	1	24.1	27	18	13	4	2	17	32	5	0
2018	Atlanta	1-2	4.43	35	0	0	0	1	40.2	41	22	20	3	2	21	46	6	1
	Gwinnett	2-1	1.69	10	1	0	0	0	21.1	11	5	4	0	0	10	34	6	0
2019	Atlanta	9-2	3.84	70	0	0	0	18	72.2	76	34	31	10	2	26	106	3	0
2020	Atlanta	2-0	6.84	19	0	0	0	0	26.1	39	23	20	2	2	13	20	3	0
Minor Totals		40-30	4.23	190	102	1	0	5	614.1	558	322	289	46	26	317	679	65	3
A.L. Totals		0-0	8.5	15	0	0	0	0	18.0	27	17	17	5	0	10	9	1	0
Major Totals		14-4	4.92	182	0	0	0	19	208.1	238	122	114	24	10	89	214	17	1

DIVISION SERIES RECORD

Year	Club, Opp	W-L	ERA	G	GS	CG	SHO	SV	IP	H	R	ER	HR	HP	BB	SO	WP	BK
2019	Atl. vs. Stl.	0-0	10.13	3	0	0	0	0	2.2	6	4	3	1	1	2	6	0	0

MAJOR LEAGUE FIELDING RECORD

Position	PCT	G	PO	A	E	TC	DP
Pitcher	.885	182	5	18	3	26	2

2020 BY DAY AND MONTH

Day	Record	Month	Home	Road	Total
Monday	3-5	July	3-0	2-3	5-3
Tuesday	4-4	August	9-4	6-7	15-11
Wednesday	6-3	September	7-7	8-4	15-11
Thursday	3-1	-- --	--	--	--
Friday	5-5	-- --	--	--	--
Saturday	5-5	-- --	--	--	--
Sunday	9-2	-- --	--	--	--
Total	35-25	Total	19-11	16-14	35-25

**NON-ROSTER INVITEE**

CONNOR JOHNSTONE

80

RIGHT-HANDED PITCHER

Full Name: **Jeffrey Connor Burns Johnstone**Bats: **Right**Throws: **Right**Height: **6-1**Weight: **195**DOB: **October 4, 1994**Opening Day Age: **26**Born: **San Diego, CA**Resides: **Atlanta, GA**MLB Debut: **None**MLB Service Time: **0.000**Acquired: **Braves' 21st-round pick in 2017**Contract Status: **Signed through 2021**

2020

- Received a non-roster invitation to Atlanta's Spring Training
 - Made two relief appearances, allowing one run, unearned, in 2.1 innings...Walked one and struck out one.

2019

- In 35 appearances, seven starts, between Double-A Mississippi and Triple-A Gwinnett, went 7-4 with a 4.24 ERA (43 ER/91.1 IP), 27 walks and 57 strikeouts.
- All seven of his starts came with Mississippi...Went 2-2 with a 3.96 ERA (16 ER/36.1 IP) with eight walks and 20 strikeouts in those games.
- Made Gwinnett's Opening Day roster...Pitched in four games before being transferred to Mississippi...Appeared in three other games with the Stripers, all in June.
- After the season, played in the Arizona Fall League...In six appearances with the Scottsdale Scorpions, all starts, had a 3.27 ERA (8 ER/22.0 IP) with four walks and 19 strikeouts...Tied for the team high in starts and wins (2), while ranking second in innings pitched (22.0).

2018

- Combined to go 3-3 with a 3.30 ERA (32 ER/87.1 IP) in 30 games (12 starts) between High-A Florida, Double-A Mississippi and Triple-A Gwinnett.
- His 3.30 ERA ranked ninth-best among Atlanta farmhands with at least 75.0 innings.

AMATEUR

- Was a four-year starter at Wake Forest University.
 - Was a Second Team All-ACC selection in his senior year...Completed the fifth undefeated season in school history that year (min. seven decisions) after going 8-0 with a 3.61 ERA.
- Played baseball at Roswell High School, 20 miles north of Truist Park...Had a 1.97 ERA in 2012 and was named a First Team All-Region.

TRANSACTIONS

- Selected by the Atlanta Braves in the 21st round of the 2017 First-Year Player Draft...Signed by Hugh Buchanan.

COMPLETE PITCHING RECORD

Year	Club	W-L	ERA	G	GS	CG	SHO	SV	IP	H	R	ER	HR	HB	BB	SO	WP	BK
2017	Danville	1-1	5.4	3	3	0	0	0	10.0	10	6	6	2	0	1	12	2	0
2018	Florida	1-3	2.81	18	6	0	0	2	48.0	38	15	15	2	0	11	44	1	0
	Mississippi	0-0	3.12	7	2	0	0	0	17.1	18	7	6	2	1	8	12	0	0
	Gwinnett	2-0	4.5	5	4	0	0	0	22.0	23	12	11	5	1	7	15	0	0
2019	Gwinnett	2-0	4.97	7	0	0	0	0	12.2	14	8	7	1	1	6	7	1	0
	Mississippi	5-4	4.12	28	7	0	0	1	78.2	93	38	36	4	2	21	50	8	0
Minor Totals		11-8	3.86	68	22	0	0	3	188.2	196	86	81	16	5	54	140	12	0



NON-ROSTER INVITEE

NATE JONES

49

RIGHT-HANDED PITCHER

Full Name: **Nathan Andrew Jones**

Bats: **Right**

Throws: **Right**

Height: **6-4**

Weight: **220**

DOB: **January 28, 1986**

Opening Day Age: **35**

Born: **Covington, KY**

Resides: **Butler, KY**

MLB Debut: **April 8, 2012**

MLB Service Time: **9.000**

Acquired: **Signed to a minor-league contract, February 9, 2021**

Contract Status: **Signed through 2021**

2020

- Made Cincinnati's Opening Day roster and pitched in 21 games, going 0-1 with a 6.27 ERA (13 ER/18.2 IP) and fanning 23.
 - Was designated for assignment on September 22 to make room for RHP Sonny Gray and was released by the Reds three days later, September 25.
- At the time he was designated for assignment, he led the Reds staff in appearances and finished the season one behind team leader Raisel Iglesias.
- Pitched to a 3.52 ERA (3 ER/7.2 IP) over his first 10 games of the season, before closing the campaign with an 8.18 ERA (10 ER/11.0 IP) over his final 11 outings.

MAJOR LEAGUE NOTES

- Has gone 22-14 with a 3.31 ERA (114 ER/310.0 IP) over 305 career games, fanning 341 batters and logging nine saves.
 - Was drafted by the Chicago White Sox in 2007 and debuted with the club in 2012... Played his entire professional career with Chicago until being traded to Texas in July, 2019... Did not appear for the Rangers, and signed with Cincinnati for the 2020 season.
- Has made five trips to the injured list throughout his career, four of which have been stints on the 60-day IL.
 - Appeared in two games in 2014 before missing the remainder of the season with a left hip strain.
 - Opened 2015 on the injured list while recovering from Tommy John surgery and returned on August 5.

CAREER HIGHS

Most Innings Pitched

3.1, 5/18/13, CHW at LAA

Most Runs

5, 9/21/13, CHW at DET

Most Earned Runs

5, 9/21/13, CHW at DET

Most Hits Allowed

5, 3x, last: 9/24/18, CHW vs. CLE

Most Home Runs Allowed

1, 32x, last: 9/21/20, CIN vs. MIL

Most Walks

3, 4x, last: 4/18/18, CHW at OAK

Most Strikeouts

5, 6/4/13, CHW at SEA

Longest winning streak

8 games, 5/5-9/17/12

Longest losing streak

4 games, 4/5-5/18/13

- Pitched in 11 games in 2017 before going on the injured list on May 1 with right elbow inflammation and missing the remainder of the season.
- Was on Chicago's 60-day disabled list from June 13 to September 11, 2018, with a right elbow strain.

• *A* Was on the 60-day injured list again in 2019, missing from April 27 to the end of the season with a right elbow sprain... Was traded from Chicago to Texas while on the IL.

- Has been traded once in his career.
 - *A* Acquired by the Texas Rangers along with cash consideration and international bonus pool money from the Chicago White Sox in exchange for RHP Joseph Jarneski and RHP Ray Castro on July 31, 2019.
- Won a gold medal with the United States in the 2017 World Baseball Classic, pitching to a 2.25 ERA (1 ER/4.0 IP) in four appearances.
- Pitched for eight seasons for the White Sox and his 318 strikeouts from 2012-2019 are the most by any White Sox relief pitcher over that time.
 - *A* Ranks third among Chicago's all-time leaders in career holds (69).
 - *A* His career-high 28 holds in 2016 tied for the American League lead and ranked as the second-highest single-season total in White Sox history (Barry Jones, 30, 1990).
- In 2012, his rookie season, he led American League relief pitchers with eight wins, tied for the second-most by a White Sox rookie and the most since Cy Acosta established the franchise record with 10 wins in relief in 1973.
 - *A* Jones' 8-0 record in 2012 was the best by a rookie reliever in club history and matched John Whitehead (1935) for the best record overall.
- Made his major league debut in a 5-0 loss on April 8, 2012 at Texas and fanned Josh Hamilton for his first career strikeout.
 - *A* Earned his first win in a 1-0 White Sox victory on May 5, 2012 at Detroit after pitching a scoreless inning in relief.
- Recorded his first save with 2.0 perfect innings in a 5-0 win on April 19, 2016 vs. LAA (2 IP, 2 SO).
 - *A* Has nine major league saves, with his last coming in a 9-6 White Sox win on April 12, 2019 at Yankee Stadium.

MINOR LEAGUE NOTES

- Has pitched in parts of six seasons at the minor-league level, going 19-21 with a 4.22 ERA (191 ER/407.1 IP) and 375 strikeouts in 162 games, including 51 starts.
- Has not appeared in the minors since a rehabilitation stint in **2015** and has not been assigned to a minor-league team since pitching for Double-A Birmingham in **2011**.

AMATEUR

- Was drafted by Chicago-AL out of Northern Kentucky University.
 - *A* In three seasons, he went 6-5 with a 3.81 ERA in 13 starts and 12 relief appearances.

TRANSACTIONS

- Selected by the Chicago White Sox in the fifth round of the 2007 First-Year Player Draft; signed by Mike Shirley and Michael Wilder.
- On Chicago's 60-day disabled list (left hip strain) from April 4 through the end of the 2014 season.
- On Chicago's 60-day disabled list (recovery from Tommy John surgery) from March 27 to August 5, 2015; included an injury rehabilitation assignment to Winston-Salem (A+) and Charlotte (AAA).
- On Chicago's disabled list (right elbow inflammation) from May 1 through the end of the 2017 season.
- On Chicago's 60-day disabled list (right elbow strain) from June 13 to September 11, 2018; included an injury rehabilitation assignment to Winston-Salem (A+).
- On Chicago's 60-day injured list (right elbow sprain) from April 27 until being acquired by the Texas Rangers on July 31, 2019.
- Acquired by the Texas Rangers along with cash considerations and international bonus pool money from the Chicago White Sox in exchange for RHP Joseph Jarneski and RHP Ray Castro on July 31, 2019.
- On Texas' 60-day injured list (right elbow sprain) from the time he was acquired on July 31 through the end of the 2019 season.
- Signed by the Cincinnati Reds to a one-year minor league contract on January 15, 2020.
- Signed by the Atlanta Braves to a minor-league contract on February 9, 2021.



COMPLETE RECORD

Year	Club	W-L	ERA	G	GS	CG	SHO	SV	IP	H	R	ER	HR	HB	BB	SO	WP	BK
2007	Bristol	0-4	5.13	13	10	0	0	0	47.1	44	33	27	4	4	29	42	11	0
2008	Winston-Salem	0-0	3.38	2	0	0	0	0	2.2	1	1	1	0	0	2	1	1	0
	Kannapolis	1-7	6.83	18	10	1	0	0	56.2	63	45	43	8	1	35	71	7	0
	Bristol	1-0	1.35	4	1	0	0	0	6.2	6	4	1	0	1	2	12	3	1
2009	Winston-Salem	2-1	3.65	32	0	0	0	0	49.1	44	20	20	4	1	13	43	4	0
	Kannapolis	2-0	2.41	13	0	0	0	1	18.2	8	5	5	0	1	9	25	1	0
2010	Winston-Salem	11-6	4.08	28	28	1	0	0	152.1	176	77	69	10	12	56	109	7	1
2011	Birmingham	2-3	3.27	42	0	0	0	12	63.1	58	27	23	3	2	27	67	8	0
2012	Chicago (AL)	8-0	2.39	65	0	0	0	0	71.2	67	19	19	4	1	32	65	5	0
2013	Chicago (AL)	4-5	4.15	70	0	0	0	0	78.0	69	40	36	5	1	26	89	8	1
2014	Chicago (AL)	0-0	--	2	0	0	0	0	0.0	2	4	4	0	0	3	0	0	0
2015	Chicago (AL)	2-2	3.32	19	0	0	0	0	19.0	12	7	7	5	0	6	27	0	0
	Charlotte	0-0	1.42	6	0	0	0	0	6.1	3	1	1	1	0	2	4	1	0
	Winston-Salem	0-0	2.25	4	2	0	0	0	4.0	3	1	1	1	0	0	1	0	0
2016	Chicago (AL)	5-3	2.29	71	0	0	0	3	70.2	48	20	18	7	3	15	80	7	0
2017	Chicago (AL)	1-0	2.31	11	0	0	0	0	11.2	9	3	3	1	1	6	15	1	0
2018	Chicago (AL)	2-2	3.00	33	0	0	0	5	30.0	28	14	10	4	3	15	32	2	0
2019	Chicago (AL)	0-1	3.48	13	0	0	0	1	10.1	10	4	4	2	1	7	10	2	0
2020	Cincinnati	0-1	6.27	21	0	0	0	0	18.2	25	13	13	5	2	6	23	2	0
Minor Totals		19-21	4.22	162	51	2	0	13	407.1	406	214	191	31	22	175	375	43	2
A.L. Totals		22-13	3.12	284	0	0	0	9	291.1	245	111	101	28	10	110	318	25	1
Major Totals		22-14	3.31	305	0	0	0	9	310.0	270	124	114	33	12	116	341	27	1

MAJOR LEAGUE FIELDING RECORD

Position	PCT	G	PO	A	E	TC	DP
Pitcher	.959	305	12	35	2	49	2

2020 BULLPEN BITS

The Braves used 20 different pitchers in a relief role last season, only six fewer than over 162 games in 2019...Atlanta relievers went 21-9 (.700) with a 3.50 ERA (106 ER/272.2 IP) and converted 13-of-19 save opportunities.

They struck out 282 batters, the third most in baseball...Only Boston (308) and Milwaukee (304) relievers fanned more.

The Braves were one of just four teams to win 20 games in relief, and their .700 winning percentage was the fourth highest in baseball...Only the A's (14-5, .737), Padres (19-8, .704) and Dodgers (26-11, .703) posted higher winning percentages.

Atlanta's nine losses in relief were ninth fewest in the league, and they were the only team to win at least 20 games in relief and lose less than 10.

Three of the Braves' left-handed relievers -- Grant Dayton, Tyler Matzek and A.J. Minter -- ranked in the top 10 among southpaw relievers in the N.L. (min. 20.0 IP) in ERA, FIP, WHIP and strikeouts.

Player (R/L)	Innings	Player (R/L)	Innings
Tyler Matzek (L)	29.0	Jacob Webb (R)	10.0
Shane Greene (R)	27.2	Huascar Ynoa (R)	9.0
Grant Dayton (L)	27.1	Bryse Wilson (R)	7.2
Luke Jackson (R)	26.1	Robbie Erlin (L)	5.2
Mark Melancon (R)	22.2	Jhoulys Chacin (R)	5.0
A.J. Minter (L)	21.2	Touki Toussaint (R)	4.0
Josh Tomlin (R)	18.1	Chad Sobotka (R)	3.2
Chris Martin (R)	18.0	Chris Rusin (L)	3.1
Darren O'Day (R)	16.1	Patrick Weigel (R)	0.2
Will Smith (L)	16.0	Charlie Culberson (R)	0.1


NON-ROSTER INVITEE

SEAN KAZMAR JR.

53
INFIELDER

 Full Name: **Sean Frank Kazmar, Jr.**

 Bats: **Right**

 Throws: **Right**

 Height: **5-10**

 Weight: **185**

 DOB: **August 5, 1984**

 Opening Day Age: **36**

 Born: **Valdosta, GA**

 Resides: **Goodyear, AZ**

 MLB Debut: **August 13, 2008**

 MLB Service Time: **0.048**

 Acquired: **Signed to a minor-league contract, December 7, 2020**

 Contract Status: **Signed through 2021**

2020

- Received a non-roster invitation to Atlanta's Spring Training...Played in 13 games and went 5-for-21 (.238) with one double, one home run, six RBI, one walk and one run scored.
 - Hit a home run off Pittsburgh RH Chris Stratton on 3/4...Also had a go-ahead, two-out, two-run single in the ninth inning in that game...The Braves won, 9-7.

MAJOR LEAGUE NOTES

- His only major-league experience came in 2008 with San Diego...Hit .205/.289/.231 (8-for-39) with one double, two RBI, five walks and two runs scored in 19 games...Called up in August and finished the season with the Padres.
 - Went 2-for-21 (.095) with three walks and 10 strikeouts against lefties...Conversely, went 6-for-18 (.333) with two walks and four strikeouts against righties.
- Made his big-league debut on 8/13/08, starting at shortstop and hitting eighth.
 - Singled in his first plate appearance, off Milwaukee's CC Sabathia.
- Had a career-best three hits on 9/7/08 at Milwaukee...Went 3-for-4 with one walk and one RBI...Also doubled in the game, his only career extra-base hit.
- Appeared in 15 games, 11 starts, at shortstop and two games at second base.

MINOR LEAGUE NOTES

- Has played 16 seasons in the minor leagues after getting drafted by the Padres in the fifth round in 2004...In 1,670 games, has hit .259/.313/.371 (1,558-for-6,019) with 315 doubles, 33 triples, 98 home runs and 682 RBI.

CAREER HIGHS

Most Runs

1, 2x, last: 9/19/08, SD at WSH

Most Hits

3, 9/7/08, SD at MIL

Most Doubles

1, 9/7/08, SD at MIL

Most Triples

None

Most Home Runs

None

Most RBI

1, 2x, last: 9/7/08, SD at MIL

Most Walks

1, 5x, last: 9/20/08, SD at WSH

Most Stolen Bases

None

Longest Hitting Streak

2 games, 2x, last: 9/16-17/08

- Has been in the Braves organization since 2013...Came up through San Diego's system and spent the first seven years of his career with the Padres...Has also been with the Mariners (2011) and Mets (2012).
- Has appeared at every position defensively except catcher...The majority of his time has come in the middle infield, playing 776 games at shortstop and 549 games at second base.

- *A* Has also seen action at first base (124 games), third base (98 games), left field (3 games), right field (3 games) and center field (1 game)...Has pitched in three games, totaling 3.0 innings.

- Has played in each of Triple-A Gwinnett's last seven seasons...Ranks first in Gwinnett franchise history in games played (667), at-bats (2,310), hits (620), total bases (882), doubles (127), runs scored (279) and RBI (270)...Is second in triples (12) and fourth in home runs (37).

- *A* Named by the Stripers as the team's co-MVP in 2017...Split the award with Ozzie Albies after hitting .284 (103-for-363) in 99 games.

- *A* Also tabbed by Gwinnett as the club's "Most Competitive Player" for three consecutive seasons, 2014-16.

- *A* In Gwinnett's run to the Governors' Cup Championship Series in 2016, had an International League-most eight RBI...On 9/10 vs. Columbus, matched the Stripers single-game playoff record with four hits.

- In **2006** with San Diego's High-A affiliate, Lake Elsinore, posted single-season career highs in games played (133), runs scored (86), home runs (13), RBI (72), total bases (203), walks (63) and stolen bases (10, tied).

AMATEUR

- Attended Las Vegas (NV) High School and College of Southern Nevada, the same high school and college as Philadelphia Phillies OF Bryce Harper.
 - *A* Washington Nationals RH Erick Fedde also attended Las Vegas High School... Active major-league LHs Mike Dunn, Thomas Pannone and Chasen Shreve also attended College of Southern Nevada.
- Was drafted three times, all coming in consecutive seasons...Was first selected out of high school by the St. Louis Cardinals in 2002 (32nd round)...Also selected twice out of college, first by the Oakland Athletics in 2003 (37th round) and then by the San Diego Padres in 2004 (5th round).

PERSONAL

- Born in Valdosta, Ga...His dad was in the military, a United States Air Force Ranger, and stationed at Moody Air Force Base...Moved to Las Vegas, Nev. at a young age and spent the rest of his childhood there.
- He and his wife, Jennifer, have one son, Sean III.

TRANSACTIONS

- Selected by the San Diego Padres in the fifth round of the 2004 First-Year Player Draft...Signed by Anup Sinha.
- Signed by the New York Mets to a minor-league contract on January 10, 2012.
- Signed by the Atlanta Braves to a minor-league contract on January 10, 2013.
- Signed by the Atlanta Braves to a minor-league contract on October 10, 2013.
- Signed by the Atlanta Braves to a minor-league contract on November 17, 2014.
- Signed by the Atlanta Braves to a minor-league contract on December 23, 2015.
- Signed by the Atlanta Braves to a minor-league contract on November 17, 2016.
- Signed by the Atlanta Braves to a minor-league contract on November 16, 2017.
- Signed by the Atlanta Braves to a minor-league contract on October 18, 2018.
- Signed by the Atlanta Braves to a minor-league contract on October 7, 2019.
- Signed by the Atlanta Braves to a minor-league contract on December 7, 2020.

COMPLETE RECORD

Year	Club	AVG	G	AB	R	H	2B	3B	HR	RBI	SH	SF	HP	BB	SO	SB-CS	OBP	SLG	E
2004	Eugene	.252	65	274	29	69	13	3	6	27	1	0	1	9	55	6-0	.278	.387	23
	Fort Wayne	.217	5	23	5	5	3	0	0	2	0	0	2	1	6	0-0	.308	.348	4
2005	Fort Wayne	.267	125	469	47	125	26	0	10	48	2	3	1	44	69	7-4	.329	.386	17
2006	Lake Elsinore	.250	133	540	86	135	19	5	13	72	5	6	2	63	80	10-1	.327	.376	22
2007	San Antonio	.208	78	269	30	56	10	2	6	33	0	3	3	24	46	6-1	.278	.327	13
	Lake Elsinore	.284	47	201	27	57	20	0	3	24	2	0	3	16	27	4-1	.345	.428	6
2008	San Antonio	.264	111	382	53	101	21	3	3	39	6	4	3	38	66	7-4	.333	.359	18
	San Diego	.205	19	39	2	8	1	0	0	2	1	1	0	5	14	0-0	.289	.231	1
2009	Portland	.235	114	366	40	86	14	0	5	46	3	3	2	37	59	8-2	.306	.314	13
2010	Portland	.275	130	499	70	137	23	3	8	53	2	4	3	37	81	7-2	.326	.381	16
2011	Tacoma	.253	127	462	50	117	29	3	3	45	8	7	6	36	68	7-6	.311	.348	28
2012	Binghamton	.236	57	195	23	46	9	2	4	21	1	1	3	13	27	0-2	.292	.364	12
	Buffalo	.138	11	29	2	4	1	0	0	2	3	0	0	1	10	0-0	.167	.172	5
2013	Gwinnett	.228	95	272	26	62	17	1	1	29	4	1	1	18	40	8-4	.277	.309	13
2014	Gwinnett	.297	67	232	34	69	18	1	4	34	3	4	1	19	28	2-2	.348	.435	3
2015	Gwinnett	.280	106	397	53	111	25	6	3	38	0	5	5	17	39	3-0	.314	.395	5
2016	Gwinnett	.263	93	327	35	86	16	1	5	37	1	2	1	16	52	1-5	.298	.364	4
2017	Gwinnett	.284	99	363	41	103	15	0	11	45	1	3	3	12	40	5-1	.310	.416	10
2018	Gwinnett	.254	99	338	35	86	15	1	1	26	1	5	8	14	38	3-2	.296	.314	9
2019	Gwinnett	.270	108	381	55	103	21	2	12	61	0	5	6	32	56	1-1	.333	.430	3
Minor Totals		.259	1670	6019	741	1558	315	33	98	682	43	56	54	447	887	85-38	.313	.371	224
Major Totals		.205	19	39	2	8	1	0	0	2	1	1	0	5	14	0-0	.289	.231	1

MAJOR LEAGUE FIELDING RECORD

Position	PCT	G	PO	A	E	TC	DP
Second Base	1.000	2	2	2	0	4	1
Shortstop	.980	15	26	24	1	51	5

2020 HOME RUN BREAKDOWN

The Braves hit 103 home runs during the truncated 2020 season, second-most in the majors, 15 off the total of the World Series Champion Los Angeles Dodgers...That is easily the most home runs any modern-era (since 1900) Braves team hit in the first 60 games of a season...Extrapolated over a full 162-game season, Atlanta's total would pace to 278 home runs...The franchise record is 249, set by the 2019 club.

Atlanta pitchers allowed just 69 home runs, tied for the sixth fewest in the majors...The Dodgers (66), Brewers (67) and Reds (67) are the only N.L. clubs to allow fewer...The Braves pitching staff held the opponent without a home run in 28 of the 60 games (46.7%), going 21-7 (.750) in those games.

Braves Solo.....	53	Opponent Solo.....	45
Braves 2-Run.....	38	Opponent 2-Run	13
Braves 3-Run.....	9	Opponent 3-Run	9
Braves Grand Slams.....	3	Opponent Grand Slams.....	2
Braves Total.....	103	Opponent Total.....	69



NON-ROSTER INVITEE

NOLAN KINGHAM

90

RIGHT-HANDED PITCHER

Full Name: **Nolan Ray Kingham**

Bats: **Right**

Throws: **Right**

Height: **6-4**

Weight: **200**

DOB: **August 18, 1996**

Opening Day Age: **24**

Born: **Las Vegas, NV**

Resides: **Las Vegas, NV**

MLB Debut: **None**

MLB Service Time: **0.000**

Acquired: **Braves' 12th-round pick in 2018**

Contract Status: **Signed through 2021**

2020

- Did not pitch in 2020.

2019

- Made 27 starts between Single-A Rome, High-A Florida and Double-A Mississippi, going 7-12 with a 3.92 ERA (72 ER/165.1 IP), 36 walks and 116 strikeouts.

- Led all Braves' minor leaguers in games started (27), innings pitched, complete games (4) and shutouts (3).
- Three of his complete games and all of three of his shutouts came with the Fire Frogs, totals that each led the Florida State League.
- Named the FSL Pitcher of the Week for the period of May 27-June 2 after tossing a 9.0-inning shutout on May 31 (2 H, 1 BB, 4 K).

2018

- Made his professional debut with Rookie-Advanced Danville, pitching in 11 games, three starts.

AMATEUR

- Pitched three seasons collegiately at the University of Texas, going 20-12 with a 3.75 ERA (96 ER/230.1 IP) with 164 strikeouts in 57 appearances, 33 starts.
 - Earned preseason All-American honors entering his junior season, 2018.
 - Was an All-Big 12 First Team selection in 2017 as a sophomore.
- Graduated from Desert Oasis High School in Las Vegas.
 - Also played shortstop and first base.
 - Drafted by the Brewers in the 39th round in 2015, but opted to attend college.

PERSONAL

- His older brother, Nick, has pitched in parts of two major-league seasons, most recently with the Pittsburgh Pirates and Toronto Blue Jays in 2019.

TRANSACTIONS

- Selected by the Atlanta Braves in the 12th round of the 2018 First-Year Player Draft...Signed by Darin Vaughan.

COMPLETE RECORD

Year	Club	W-L	ERA	G	GS	CG	SHO	SV	IP	H	R	ER	HR	HB	BB	SO	WP	BK
2018	Danville	2-0	4.56	11	3	0	0	1	23.2	27	12	12	2	1	7	18	8	1
2019	Rome	1-1	0.56	3	3	0	0	0	16.0	12	2	1	0	1	1	7	0	0
	Florida	4-8	4.43	18	18	3	3	0	113.2	120	63	56	6	3	25	84	7	1
	Mississippi	2-3	3.79	6	6	1	0	0	35.2	32	15	15	5	1	10	25	0	0h
Minor Totals		9-12	4.00	38	30	4	3	1	189.0	191	92	84	13	6	43	134	15	2

**NON-ROSTER INVITEE**

JASON KIPNIS

22

INFIELDER

Full Name: **Jason Michael Kipnis**

Bats: **Left**

Throws: **Right**

Height: **5-11**

Weight: **200**

DOB: **April 3, 1987**

Opening Day Age: **33**

Born: **Evanston, IL**

Resides: **Northbrook, IL**

MLB Debut: **July 22, 2011**

MLB Service Time: **9.069**

Acquired: **Signed to a minor-league contract, February 13, 2021**

Contract Status: **Signed through 2021**

2020

- In his 10th major-league season, and his first outside the Indians organization, played in 44 games with the Chicago Cubs and hit .237/.341/.404 (27-for-114) with eight doubles, one triple, three home runs and 16 RBI.
 - Defensively, played almost exclusively second base...Made 36 appearances at that position, including 31 starts...Also made his first career appearance at first base, drawing the start in the regular-season finale on 9/27 at Chicago-AL.
 - Spent the entire season with the Cubs after signing a minor-league contract in February.
- Batted .272 (25-for-92) with a .799 OPS against right-handed pitching...Conversely, went 2-for-22 (.091) with a .515 OPS against left-handers.
- When facing a starting pitcher the first time through the order, went 10-for-32 (.313) with a .967 OPS.
- When leading off an inning, went 8-for-22 (.364) with a .417 on-base percentage.
- Half of his 12 extra-base hits on the season came in his first eight games...Had three doubles, one triple and two home runs from 7/25-8/12.
 - Both of his homers in that stretch came in back-to-back games, on 7/31 vs. Pittsburgh and 8/4 vs. Kansas City... It marked the 11th time in his career he homered in consecutive games (career-best streak: 4 games, 7/31-8/3/11)...He homered just one other time all season.

CAREER HIGHS

Most Runs

4, 2x, last: 6/28/13, CLE at CWS

Most Hits

5, 2x, last: 5/11/16, CLE at HOU

Most Doubles

3, 6/28/13, CLE at CWS

Most Triples

2, 6/24/16, CLE at DET

Most Home Runs

2, 7x, last: 8/28/19, CLE at DET

Most RBI

6, 5/16/19, CLE vs. BAL

Most Walks

3, 10x, last: 8/9/18, CLE vs. MIN

Most Stolen Bases

3, 8/26/12, CLE vs. NYY

Longest Hitting Streak

20 games, 6/3-26/15

2020 POSTSEASON

- Made the Cubs' Wild Card Series roster...Played in both games against Miami and went 0-for-3 with one walk and one strikeout.
 - Started at second base in Game 1 and pinch hit in Game 2.

MAJOR LEAGUE NOTES

- **Awards:** A.L. All-Star (2x, 2013, '15), Wilson Defensive Player of the Year (2012; 2B), A.L. Player of the Month (2x, 6/13, 5/15), A.L. Player of the Week (3x, 6/17/13, 7/1/13, 7/21/14).
 - *A* In two career All-Star Games, has gone 1-for-2 with one double and one RBI... That hit came in 2013 off Atlanta RH Craig Kimbrel...He also caught the final out of that game to preserve the A.L.'s 3-0 win... Kipnis finished the season with a team-most 84 RBI, the first Indians second baseman to lead the team in RBI since Joe Gordon in 1948.
 - *A* In his second All-Star season, 2015, led A.L. second baseman in each of the three slash line categories – batting average (.303), on-base percentage (.372) and slugging percentage (.451).
 - *A* Won his second career Player of the Month award in May 2015...Hit .429 (51-for-119) with 15 doubles, three triples and four home runs...The 22 extra-base hits were the most-ever by an Indians second baseman in a calendar month.
- Has played in 1,165 games in his 10-year major-league career, batting .260/.333/.416 (1,147-for-4,404) with 260 doubles, 24 triples, 126 home runs and 545 RBI.
 - *A* Has spent almost his entire career in the Indians organization after getting drafted by Cleveland in 2009...Played 44 games for the Chicago Cubs in 2020...Signed a minor-league contract with the club prior to the season.
- Defensively, has played almost exclusively second base...Has just 26 starts at other positions, and 25 of those were in center field, all coming in 2017 and 2018...Made his only career start at first base in the 2020 regular-season finale.
- Is a career .269/.347/.442 (788-for-2,933) hitter against right-handed pitching with a 114 wRC+ and 295 extra-base hits, an average of one every 9.9 at-bats.
 - *A* Conversely, has batted .244/.307/.364 (359-for-1,471) against left-handers with an 82 wRC+ and 115 extra-base hits, an average of one every 12.8 at-bats.
- Has just 23 career plate appearances as a pinch hitter, and only one hit...Is 1-for-17 (.059) with five walks and one sac fly in that role.
 - Has appeared in 26 postseason games across five seasons, hitting .192/.223/.364 (19-for-99) with three doubles, one triple, four home runs and nine RBI.
 - *A* Helped the Indians reach the 2016 World Series, the club's first Fall Classic since 1997...Against his hometown Cubs, went 9-for-31 (.290) with five extra-base hits (3 2B, 2 HR) and four RBI.
 - *A* All four of his career postseason homers came in 2016, the third most in franchise history for a single postseason.
- Has six career game-ending hits, three of which have been home runs.
 - *A* Most recently, hit a walk-off homer on 6/24/19 off Kansas City RH Wily Peralta... Also ended games with home runs on 9/19/18 vs. Chicago-AL (off RH Ian Hamilton) and 5/17/13 vs. Seattle (off LH Lucas Luetge).
 - *A* His first career hit was a walk-off single... On 7/15/11 vs. the Angels, broke a 2-2 tie with a ninth-inning single off LH Hisanori Takahashi...Became the only Indians player since RBI became an official statistic in 1920 to produce his first hit in walk-off fashion.
- Has three times been the Indians' nominee for the MLBPA Heart and Hustle Award (2012, 2013, 2015)...The award honors active players who demonstrate a passion for the game of baseball and best embody the values, spirit and traditions of the game...The award is voted on by former players.
- His 100th career home run was his second career inside-the-park home run...On 8/26/18 at Kansas City, went 4-for-5 with four RBI...Became the first player in franchise history to hit that type of homer for the 100th of his career.
 - *A* His 1,000th career hit came less than one month later, on 9/18 vs. the White Sox, a walk-off grand slam to erase a 1-0 deficit.
- Set single-season career highs in 2016 with 23 homers, 68 extra-base hits and 91 runs scored... He also had 41 doubles, two off his career most.
- In his first full major-league season, 2012, tied for the team lead in RBI (76) and stolen bases (31)... Was one three players in the majors with at least 70 RBI, 80 runs, 10 homers and 25 stolen bases, joining Mike Trout and Ryan Braun.
- Made his major-league debut on 7/22/11 against Chicago-AL...Started at second base and hit eighth.

- A Hit his first career homer on 7/31 off Royals LH Danny Duffy...That began a stretch of four consecutive games with a home run...He was the first player in major-league history to have a home run streak of at least four games within two weeks of his debut...No other Cleveland second baseman had homered in four straight.
- A Had his first of two career five-hit games on 8/10 of that season vs. Detroit...Scored four runs and drove in three in the game, the first Indians rookie to reach those three totals in a game.

- Has been on the injured list seven times in his major-league career...Most significantly, missed a combined 62 games in 2017 because of three separate injured list stints...Missed time with right shoulder and hamstring injuries.
 - A Was also sidelined because of oblique (one month in 2014) and calf (three weeks in 2019) injuries.

MINOR LEAGUE NOTES

- Has played in 274 minor-league games since getting drafted by Cleveland in 2009...Has batted .288/.367/.475 (299-for-1,039) with 60 doubles, 21 triples, 31 home runs and 156 RBI.
 - A Has played three positions defensively, with the vast majority of time coming at second base (219 starts)...Has also played left field (18 starts) and center field (7 starts).
- In his last full minor-league season, **2011**, was named Cleveland's Minor League Player of the Year for the second consecutive year...Began the season with Triple-A Columbus and promoted to the Indians at the end of July...At the time of the promotion, was leading the International League in triples (9) and was second in runs scored (64).
 - A Named an International League Mid- and Post-Season All-Star...Started at second base in the Triple-A All-Star Game.
 - A Selected to the SiriusXM All-Star Futures Game at Chase Field, and homered.
- In **2010**, had a combined 159 hits and 96 runs scored to lead the Indians' system...Named the organization's MiLB Player of the Year.
 - A Following the regular season, joined Triple-A Columbus for the playoffs... Played in five games for the Triple-A Champions...Hit for the cycle in the IL Championship Game.

- A After the minor-league season, played 19 games for Peoria in the Arizona Fall League...Named to the AFL Rising Stars All-Star Game.

AMATEUR

- Played three seasons collegiately for the University of Kentucky and Arizona State University as an outfielder...Redshirted with UK in 2006, and played for them in 2007 before transferring to ASU.
 - A In 2008, was the Pac-10 Newcomer of the Year, First Team All-Pac-10 and a Third Team All-American by *Baseball America*... Following the season, was drafted by the San Diego Padres in the fourth round, but opted to return to college.
 - A In his final collegiate season, 2009, was the Pac-10 Player of the Year, hitting .384 with 21 doubles, 16 home runs and 71 RBI in 63 games...Earned First Team All-America honors by *Baseball America* and Collegiate Baseball.
- Graduated from Glenbrook North High School in Northbrook, Ill., where he played baseball and football.
 - A Earned First Team All-State honors on the diamond.
 - A Starred as a wide receiver on the football team...Set school records for catches, yards and touchdowns in a season, and received All-Conference honors.

PERSONAL

- Grew up in suburban Chicago...His favorite team was the Chicago Bulls...Idolized Michael Jordan.
 - A His favorite baseball player was Ken Griffey, Jr.
- In 2014, was a charter member of the Taylor Hooton Foundation's "Advisory Board" of active major-league players...The non-profit is widely acknowledged as the leader in the advocacy against the use of performance- and appearance-enhancing drugs by the youth of America.
- Throughout his career, has been very active in the community...Has hosted military personnel at games and has worked with youth baseball camps.
 - A Was Cleveland's 2012 nominee for the Roberto Clemente Award.

TRANSACTIONS

- Selected by the Cleveland Indians in the second round (63rd overall) of the 2009 First-Year Player Draft.
- On Cleveland's disabled list (right hamstring strain) from August 14 to September 5, 2011.
- On Cleveland's disabled list (right oblique strain) from April 30 to May 27, 2014; included a rehabilitation assignment with Columbus (AAA).
- On Cleveland's disabled list (right shoulder inflammation) from August 3 to August 17, 2015.
- On Cleveland's disabled list (right shoulder inflammation) from March 30 to April 20, 2017; included rehabilitation assignments with Akron (AA) and Columbus (AAA).
- On Cleveland's disabled list (right hamstring strain) from July 9 to August 5, 2017; included rehabilitation assignments with Akron (AA) and Columbus (AAA).
- On Cleveland's disabled list (right hamstring strain) from August 23 to September 16, 2017.
- On Cleveland's injured list (right calf strain) from March 25 to April 15, 2019; included a rehabilitation assignment with Columbus (AAA).
- Signed by the Chicago Cubs to a minor-league contract on February 18, 2020.
- Signed by the Atlanta Braves to a minor-league contract on February 13, 2021.

2020 PINCH HITTERS

BATTER	AVG	AB	R	H	2B	3B	HR	RBI	BB	SO	OBP
M. Adams	.333	3	0	1	0	0	0	0	0	1	.333
O. Albies	.000	1	0	0	0	0	0	0	0	0	.000
J. Camargo	.500	4	2	2	1	0	0	0	0	1	.500
C. Culberson	.000	2	0	0	0	0	0	0	0	1	.000
T. d'Arnaud	.000	3	0	0	0	0	0	0	1	0	.250
A. Duvall	.500	6	1	3	1	0	1	4	0	1	.500
F. Freeman	.000	1	0	0	0	0	0	0	1	1	.500
A. Hechavarria	.000	1	1	0	0	0	0	0	2	0	.667
E. Inciarte	.000	1	0	0	0	0	0	0	0	0	.000
N. Markakis	.000	3	0	0	0	0	0	0	0	1	.000
S. Schebler	.000	1	0	0	0	0	0	0	0	0	.000
Totals	.231	26	4	6	2	0	1	4	4	6	.333

COMPLETE RECORD

Year	Club	AVG	G	AB	R	H	2B	3B	HR	RBI	SH	SF	HP	BB	SO	SB-CS	OBP	SLG	E
2009	Mahoning Valley	.306	29	111	19	34	8	3	1	19	0	2	1	15	18	3-3	.388	.459	0
2010	Kinston	.300	54	203	33	61	12	3	6	31	2	2	6	24	46	2-3	.387	.478	10
	Akron	.311	79	315	63	98	20	5	10	43	2	0	7	31	61	7-1	.385	.502	13
2011	Columbus	.280	92	343	65	96	16	9	12	55	5	5	3	44	72	12-1	.362	.484	11
	Cleveland	.272	36	136	24	37	9	1	7	19	0	1	2	11	34	5-0	.333	.507	6
2012	Cleveland	.257	152	591	86	152	22	4	14	76	3	6	5	67	109	31-7	.335	.379	6
2013	Cleveland	.284	149	564	86	160	36	4	17	84	5	10	3	76	143	30-7	.366	.452	12
2014	Cleveland	.240	129	500	61	120	25	1	6	41	1	2	2	50	100	22-3	.310	.330	6
	Columbus	.111	3	9	1	1	0	0	1	3	0	0	0	0	2	0-0	.111	.444	1
2015	Cleveland	.303	141	565	86	171	43	7	9	52	4	6	9	57	107	12-8	.372	.451	7
2016	Cleveland	.275	156	610	91	168	41	4	23	82	5	7	6	60	146	15-3	.343	.469	12
2017	Akron	.143	5	14	1	2	0	0	1	1	0	0	1	0	6	0-0	.200	.357	0
	Columbus	.182	6	22	1	4	2	1	0	2	0	0	0	1	4	0-0	.217	.364	0
	Cleveland	.232	90	336	43	78	25	0	12	35	2	5	2	28	71	6-2	.291	.414	7
2018	Cleveland	.230	147	530	65	122	28	1	18	75	1	3	7	60	112	7-1	.315	.389	9
2019	Columbus	.136	6	22	1	3	2	0	0	2	0	0	0	2	6	0-0	.208	.227	1
	Cleveland	.245	121	458	52	112	23	1	17	65	5	6	2	40	88	7-2	.304	.410	4
2020	Chicago (NL)	.237	44	114	13	27	8	1	3	16	0	2	1	18	41	1-0	.341	.404	3
Minor Totals		.288	274	1039	184	299	60	21	31	156	9	9	18	117	215	24-8	.367	.475	36
A.L. Totals		.261	1121	4290	594	1120	252	23	123	529	26	46	38	449	910	135-33	.333	.417	69
Major Totals		.260	1165	4404	607	1147	260	24	126	545	26	48	39	467	951	136-33	.333	.416	72

WILD CARD RECORD

Year	Club, Opp.	AVG	G	AB	R	H	2B	3B	HR	RBI	SH	SF	HP	BB	SO	SB	CS	E
2013	Cle. vs. TB	.000	1	4	0	0	0	0	0	0	0	0	0	0	0	0	0	0
2020	Chi. vs. Mia.	.000	2	3	0	0	0	0	0	0	0	0	0	1	1	0	0	0
Wild Card Totals		.000	3	7	0	0	0	0	0	0	0	0	0	1	1	0	0	0

DIVISION SERIES RECORD

Year	Club, Opp.	AVG	G	AB	R	H	2B	3B	HR	RBI	SH	SF	HP	BB	SO	SB	CS	E
2016	Cle. vs. Bos.	.364	3	11	1	4	0	0	1	3	0	0	0	1	4	0	0	0
2017	Cle. vs. NYY	.182	5	22	0	4	0	1	0	1	0	0	0	0	8	0	0	0
2018	Cle. vs. Hou.	.111	3	9	0	1	0	0	0	0	0	0	0	0	6	0	0	0
D.S. Totals		.214	11	42	1	9	0	1	1	4	0	0	0	1	18	0	0	0

CHAMPIONSHIP SERIES RECORD

Year	Club, Opp.	AVG	G	AB	R	H	2B	3B	HR	RBI	SH	SF	HP	BB	SO	SB	CS	E
2016	Cle. vs. Tor.	.053	5	19	2	1	0	0	1	1	0	0	0	1	3	0	0	0

WORLD SERIES RECORD

Year	Club, Opp.	AVG	G	AB	R	H	2B	3B	HR	RBI	SH	SF	HP	BB	SO	SB	CS	E
2016	Cle. vs. Chi.	.290	7	31	6	9	3	0	2	4	0	0	1	0	9	0	0	3

ALL-STAR GAME RECORD

Year	Club, Site	AVG	G	AB	R	H	2B	3B	HR	RBI	SH	SF	HP	BB	SO	SB	CS	E
2013	A.L., NYM	1.000	1	1	0	1	1	0	0	1	0	0	0	0	0	0	0	0
2015	A.L., CIN	.000	1	1	0	0	0	0	0	0	0	0	0	0	1	0	0	0
All-Star Totals		.500	2	2	0	1	1	0	0	1	0	0	0	0	1	0	0	0

MAJOR LEAGUE FIELDING RECORD

Position	PCT	G	PO	A	E	TC	DP
Second Base	.984	1086	1584	2822	72	4478	575
Center Field	1.000	25	30	0	0	30	0
First Base	1.000	1	6	0	0	6	1



JAKE LAMB

24

INFIELDER

Full Name: **Jacob Ryan Lamb**

Bats: **Left**

Throws: **Right**

Height: **6-3**

Weight: **215**

DOB: **October 9, 1990**

Opening Day Age: **30**

Born: **Seattle, WA**

Resides: **Scottsdale, AZ**

MLB Debut: **August 7, 2014**

MLB Service Time: **6.053**

Acquired: **Signed as a free agent, February 23, 2021**

Contract Status: **Signed through 2021**

2020

- In his seventh major-league season, played in 31 games between the Arizona Diamondbacks and Oakland Athletics, hitting .193/.283/.352 (17-for-88) with five doubles, three home runs, 10 RBI and seven runs scored.
- Made Arizona's Opening Day roster and played in 18 games, going 5-for-43 (.116) with one double and one RBI, before getting designated for assignment on 9/10.
 - He was the Diamondbacks' Opening Day first baseman...Of his 15 starts with Arizona, 11 came at that position...Lamb only started 21 games at first base in his first six seasons.
- After clearing waivers and getting released, he signed a major-league contract with the A's on 9/14.
 - Started 13 of Oakland's 14 games following the signing, the last 11 of which came at third base...Lamb was signed shortly after All-Star 3B Matt Chapman underwent season-ending hip surgery.
 - Posted an .882 OPS with Oakland, batting .267/.327/.556 (12-for-45)...Had four doubles and three home runs, accounting for over half of his hits with the A's.
 - Had hits in each of his first seven games, a stretch in which he went 9-for-26 (.346) with five extra-base hits (3 2B, 2 HR) and seven RBI.
 - Went 4-for-10 (.400) with runners in scoring positions with the Athletics.
- Had a career-best 50.8% hard-hit rate, batted balls with an exit velocity of 95+ mph...If he had enough batted balls to qualify, that total would have placed in the top 15 of the majors.

CAREER HIGHS

Most Runs

3, 4x, last: 7/7/18, ARI vs. SD

Most Hits

3, 15x, last: 8/13/17, ARI vs. CHC

Most Doubles

2, 11x, last: 7/7/19, ARI at TEX

Most Triples

1, 21x, last: 8/30/19, ARI vs. LAD

Most Home Runs

2, 4x, last: 8/8/17, ARI vs. LAD

Most RBI

6, 7/20/17, ARI at CIN

Most Walks

3, 4x, last: 7/19/19, ARI vs. MIL

Most Stolen Bases

1, 18x, last: 9/8/19, ARI at CIN

Longest Hitting Streak

10 games, 2x, last: 4/4-15/17

- His 90.2 average exit velocity was greater than his career 89.7 mark.
- His .233 batting average on balls in play (BABIP) was far below his career .292 mark.
- His expected slugging percentage (xSLG), based on the quality of his contact, was .431, nearly 100 points higher than his actual slugging percentage.

2020 POSTSEASON

- Started three of Oakland's seven postseason games at third base...Appeared in four total games and went 1-for-7 (.143).
 - ▲ His only hit was a single off Chicago RH Lucas Giolito in Game 1 of the Wild Card Series.
 - ▲ All of his plate appearances came against right-handed pitchers.

MAJOR LEAGUE NOTES

- **Awards:** N.L. All-Star (2017), N.L. Player of the Week (2x, 7/17/16, 5/21/17).
 - ▲ Selected to his first career All-Star Game in 2017, becoming just the second third baseman in team history to play in the Midsummer Classic (Matt Williams in 1999).
 - ▲ Lamb set single-season career highs in hits (133), home runs (30), RBI (105), walks (87) and runs scored (89) in 149 games that season...He was the eighth D-Backs' player to reach 100 RBI in a season, and was one of two major-league third baseman with at least 85 walks and 85 runs scored (Kris Bryant, 91 walks and 108 runs)...He ranked sixth in the N.L. in walks and seventh in RBI.
- Has played in 609 major-league games across parts of seven seasons, hitting .239/.329/.435 (483-for-2,017) with 101 doubles, 21 triples, 84 home runs, 312 RBI and 290 runs scored.
 - ▲ Has spent almost his entire career in the Diamondbacks organization after getting drafted by Arizona in 2012...Played 13 games with Oakland in 2020 after signing with the A's last September.
- Defensively, has played almost exclusively third base (517 games, 419 starts)...He has just 32 starts at other positions, all coming at first base.
- Is a career .257/.342/.463 (416-for-1,621) hitter against right-handed pitching with a .805 OPS, a 108 wRC+ and a 23.9% strikeout rate.
 - ▲ Conversely, has batted just .169/.276/.323 (67-for-396) facing left-handers with a .599 OPS, a 57 wRC+ and a 30.9% strikeout rate.
 - ▲ All but 30 of his 206 career extra-base hits have come off of righties.
- As a pinch-hitter, has a career .880 OPS, hitting .259 (15-for-58)...Eight of his 15 pinch hits have gone for extra-bases, including four home runs.
 - ▲ Three of his pinch-hit homers came in 2016, two of which were off the Giants' RH Santiago Casilla...His three such homers that season were two off the franchise single-season record...Erubiel Durazo and David Dellucci each hit five in 2001, while Tony Clark hit four in 2007... Seven others also have hit three pinch-hit homers in a season.
- Has appeared in eight postseason games across two seasons, hitting .350/.350/.350 (7-for-20) with four runs scored.
 - ▲ Aside from last season, appeared in all four of Arizona's playoff games in 2017, starting three games at third base.
 - ▲ Tied a D-Backs' single-game postseason record with four hits in the 2017 N.L. Wild Card Game against Colorado, going 4-for-5 with three runs scored...OF Reggie Sanders also had four hits in Game 6 of the 2001 World Series.
- Has no career game-ending RBI.
- Ranks third in Diamondbacks' history in home runs and RBI by a third baseman...His 76 homers and 275 RBI trail Mark Reynolds (113 HR, 376 RBI) and Matt Williams (99 HR, 321 RBI).
- Has a club-record nine career RBI on Opening Day...Four of them came in 2018, on 3/29 vs. the Rockies, also a franchise record.
- In 2016, played in a career-best 151 games...He hit 31 doubles, nine triples and 29 home runs, becoming the only player since 1965 to record that combination of numbers (30+ 2B, 8+ 3B, 26+ HR) while playing third base.
 - ▲ In the first half of the season, slugged .612, the best in the N.L. and second best in team history (Luis Gonzalez, .745 in 2001)...He was a finalist for the N.L. in the MLB All-Star Final Vote contest...In promotion for his candidacy, the D-Backs incorporated a variety of lamb-themed elements to Chase Field for the week, including bringing a live lamb to batting practice.
 - ▲ He was Arizona's nominee for the Hank Aaron Award that season.
- In his first full season, 2015, had seven RBI in the team's first two games, the most by a rookie since 1949, when Detroit's Johnny Groth also had seven.
- Made his major-league debut on 8/7/14 against Kansas City...Started at third base and hit sixth, going 1-for-4 with an RBI single off RH Jeremy Guthrie.

⚡ Lamb had his contract selected from Triple-A Reno earlier that day...At the time, the rest of his family was in Priest Lake, Idaho at his grandparents' vacation cabin...No one answered his original phone call...His mom called him back later in the day...Upon answering, Jake said, "I've got good news, and I've got bad news. The bad news is your vacation is over. The good news is you're coming to Phoenix to watch me play in the major leagues."

- Has been on the injured list four times in his major-league career...Most significantly, was limited to 134 games between the 2018 and 2019 seasons with shoulder and quad injuries.

⚡ Missed the majority of the 2018 season with shoulder injuries, and missed nearly three months in 2019 with a quad injury.

⚡ He was also sidelined nearly two months in 2015 with a left foot injury.

MINOR LEAGUE NOTES

- Has played in 262 minor-league games since getting drafted by Arizona in 2012...Has batted .314/.401/.540 (308-for-981) with 88 doubles, 10 triples, 38 home runs and 202 RBI.

⚡ All but five of his 236 starts came at third base...The rest were at first base.

- In **2014**, named the Diamondbacks' Organizational Player of the Year, the Double-A Southern League's Most Outstanding Player of the Year and Second-Team Minor League All-Star by *Baseball America*.

⚡ Won the Southern League's batting title, hitting .318 in 103 games...Also paced the circuit with a .949 OPS, and finished second in on-base percentage (.399), slugging percentage (.551) and RBI (79).

⚡ Selected a Southern League Mid- and Post-Season All-Star, and was MiLB's Southern League Player of the Month in June.

- In his first full professional season, **2013**, named a California League Mid-Season All-Star with High-A Visalia.

⚡ Following the season, played 21 games with Salt River in the Arizona Fall League and named to the AFL's All-Prospect Team.

AMATEUR

- Played three seasons collegiately at the University of Washington...Hit .326 with 10 home runs and 88 RBI in 126 games with the Huskies.

⚡ Earned Honorable Mention All-Pac 12 in each season...He was selected a Freshman All-American by Collegiate Baseball in 2010.

⚡ In 2018, he partnered with the baseball program to create a new charity program, "Jake's Corner," which provides opportunities for local groups to attend Husky baseball games free of cost...The program, in some instances, also provides transportation to the park.

- Graduated from Bishop Blanchet (WA) High School...Also played two seasons of football.

PERSONAL

- Grew up in Seattle, Wash. a big fan of the Seattle Mariners and Ken Griffey Jr...His family had season tickets through his dad's company.

- Started playing baseball at the age of three with a plastic bat and switch hit until he was nine, until he realized Griffey Jr. only hit left-handed.

⚡ His family went through three garage doors growing up because the kids (three sons, one daughter) were trying to pitch.

- Has "JD2" stitched into his glove for his family friend, Josh Dickerson, who passed away from rhabdomyosarcoma, a rare form of cancer...No. 2 was Josh's high school number at O'Dea High School, Jake's main rival school.

⚡ He also wears a band with the same abbreviation, along with the words "Courage + Belief = Life."

⚡ Josh met Jake's sister, Megan, in a support group she was in after battling leukemia...Megan had leukemia at the age of three and is now cancer free.

⚡ Josh was first diagnosed with cancer in the soft tissue of his wisdom teeth in 2009...He refused chemo until his senior year of high school, so he could play baseball...Josh passed away in July 2012.

- In 2018, he started "Jake Lamb's Kids with Courage" program, hosting patients from Phoenix Children's Hospital throughout the season.
- His younger brother, Dylan, is a right-handed pitcher at the University of Washington...His older brother, Dan, is a youth baseball coach.
- His father, John, was a linebacker at Whitworth University in Spokane, Wash.

TRANSACTIONS

- Selected by the Arizona Diamondbacks in the sixth round of the 2012 First-Year Player Draft... Signed by Don Reynolds.
- On Arizona's disabled list (stress reaction in left foot) from April 19 to June 6, 2015; included a rehabilitation assignment with Reno (AAA).
- On Arizona's disabled list (sprained left AC joint) from April 3 to May 18, 2018; included a rehabilitation assignment with Visalia (A+).
- On Arizona's disabled list (left shoulder contusion) from July 27 to the end of the 2018 season.
- On Arizona's injured list (strained left quadriceps) from April 4 to June 26, 2019; included a rehabilitation assignment with Reno (AAA).
- Signed by the Oakland Athletics to a one-year contract on September 14, 2020.
- Signed by the Atlanta Braves to a one-year contract on February 23, 2021.

COMPLETE RECORD

Year	Club	AVG	G	AB	R	H	2B	3B	HR	RBI	SH	SF	HP	BB	SO	SB-CS	OBP	SLG	E
2012	Missoula	.329	67	280	47	92	22	5	9	57	0	4	7	24	51	8-2	.390	.539	7
2013	Visalia	.303	64	231	44	70	20	0	13	47	0	2	2	48	70	0-0	.424	.558	12
	AZL D-Backs	.294	5	17	4	5	2	0	0	5	0	1	1	2	5	0-0	.381	.412	2
	Salt River	.299	21	77	14	23	6	0	1	7	0	0	0	11	25	0-0	.386	.416	5
2014	Mobile	.318	103	374	60	119	35	5	14	79	0	9	6	50	99	0-0	.399	.551	11
	Reno	.500	5	18	3	9	4	0	1	5	0	0	0	3	4	2-0	.571	.889	0
2015	Arizona	.230	37	126	15	29	4	1	4	11	0	1	0	6	37	1-1	.263	.373	1
	Arizona	.263	107	350	38	92	15	5	6	34	0	3	1	36	97	3-2	.331	.386	7
2016	Reno	.364	3	11	0	4	1	0	0	2	0	0	0	4	1	0-0	.533	.455	1
	Arizona	.249	151	523	81	130	31	9	29	91	0	4	3	64	154	6-1	.332	.509	20
2017	Arizona	.248	149	536	89	133	30	4	30	105	0	5	7	87	152	6-4	.357	.487	14
2018	Arizona	.222	56	207	34	46	8	0	6	31	0	4	1	26	65	1-2	.307	.348	3
	Visalia	.182	3	11	2	2	2	0	0	0	0	0	0	0	3	0-0	.182	.364	0
2019	Arizona	.193	78	187	26	36	8	2	6	30	0	2	5	32	55	1-0	.323	.353	2
	Reno	.179	12	39	5	7	2	0	1	7	0	0	0	7	12	0-0	.304	.308	0
2020	Arizona	.116	18	43	2	5	1	0	0	1	0	0	1	6	17	0-1	.240	.140	0
	Oakland	.267	13	45	5	12	4	0	3	9	0	0	2	2	8	0-0	.327	.556	1
Minor Totals		.314	262	981	165	308	88	10	38	202	0	16	16	138	245	10-2	.401	.540	33
A.L. Totals		.267	13	45	5	12	4	0	3	9	0	0	2	2	8	0-0	.327	.556	1
N.L. Totals		.239	596	1972	285	471	97	21	81	303	0	19	18	257	577	18-11	.329	.433	47
Major Totals		.239	609	2017	290	483	101	21	84	312	0	19	20	259	585	18-11	.329	.435	48

WILD CARD RECORD

Year	Club, Opp.	AVG	G	AB	R	H	2B	3B	HR	RBI	SH	SF	HP	BB	SO	SB	CS	E
2017	Ari. vs. Col.	.800	1	5	3	4	0	0	0	0	0	0	0	0	0	0	0	0
2020	Oak. vs. CHW	.200	3	5	0	1	0	0	0	0	0	0	0	0	0	0	0	0
Wild Card Totals		.500	4	10	3	5	0	0	0	0	0	0	0	0	0	0	0	0

DIVISION SERIES RECORD

Year	Club, Opp.	AVG	G	AB	R	H	2B	3B	HR	RBI	SH	SF	HP	BB	SO	SB	CS	E
2017	Ari. vs. LAD	.250	3	8	1	2	0	0	0	0	0	0	0	0	2	0	0	0
2020	Oak. vs. Hou.	.000	1	2	0	0	0	0	0	0	0	0	0	0	1	0	0	0
D.S. Totals		.200	4	10	1	2	0	0	0	0	0	0	0	0	3	0	0	0

ALL-STAR GAME RECORD

Year	Club, Site	AVG	G	AB	R	H	2B	3B	HR	RBI	SH	SF	HP	BB	SO	SB	CS	E
2017	N.L., MIA	0	1	0	0	0	0	0	0	0	0	0	0	1	0	0	0	0

MAJOR LEAGUE FIELDING RECORD

Position	PCT	G	PO	A	E	TC	DP
Third Base	.963	517	294	915	47	1256	64
First Base	.996	44	234	21	1	256	29

86

SHEA LANGELIERS

CATCHER

Full Name: **Shea Ryan Langeliers**Bats: **Right**Throws: **Right**Height: **6-0**Weight: **205**DOB: **November 18, 1997**Opening Day Age: **23**Born: **Portland, OR**Resides: **Keller, TX**MLB Debut: **None**MLB Service Time: **0.000**Acquired: **Braves' first-round pick (9th overall) in 2019**Contract Status: **Signed through 2021****NON-ROSTER INVITEE**

MLB.COM'S 2021 TOP 100 PROSPECTS LIST

73

2020

- Received a non-roster invitation to Atlanta's Spring Training, less than one year after getting drafted by the Braves...Played in eight games and went 6-for-14 (.429) with one home run, five RBI, one walk and one run scored.

✓ His .429 average was the highest on the Braves...Had at least one hit in five of the eight games he appeared.

✓ Hit a go-ahead, two-run home run on 2/25 off Minnesota LH Caleb Thielbar...The game ended in a tie, 4-4.

✓ Drew two starts, the first of which was on 3/9 vs. Boston...Caught former Cy Young winner Félix Hernández in that outing.

- Spent the rest of the season at the club's alternate training site.
- Ended the season ranked by MLB.com as the Braves' No. 4 prospect.

2019

- In his first professional season, played in 54 games, all with Single-A Rome...Finished the year strong by hitting .435/.447/.522 over his final 11 games...Had two four-hit games in that stretch.

COMPLETE RECORD

Year Club	AVG	G	AB	R	H	2B	3B	HR	RBI	SH	SF	HP	BB	SO	SB-CS	OBP	SLG	E
2019 Rome	.255	54	216	27	55	13	0	2	34	0	4	2	17	55	0-0	.310	.343	3
Minor Totals	.255	54	216	27	55	13	0	2	34	0	4	2	17	55	0-0	.310	.343	3

- Threw out 41.0 percent of would-be basestealers (16-of-39).
- Named by *Baseball America* as the best "Defensive Catcher" in Atlanta's organization.
- Tabbed by MLB.com as Atlanta's No. 5 prospect.
- Became the first catcher taken by Atlanta with its top overall selection in a draft since 1989, when the Braves took Tyler Houston second overall.

AMATEUR

- Played collegiately at Baylor University for three seasons...Majored in engineering.
 - ✓ In his junior season, 2019, was named a unanimous First-Team All-Big 12 selection...Was one of 14 semifinalists for the Buster Posey National Collegiate Catcher of the Year award that season...Threw out 14-of-25 (56%) basestealers.
 - ✓ Set an NCAA Tournament single-game record in 2019 with 11 RBI in the Bears' second game of the regional, 6/1 vs. the University of Nebraska Omaha.
 - ✓ In 2018, named the Rawlings/ABCA Gold Glove Winner at his position.
- Graduated from Keller (TX) High School...Hit .327 in his high school career.
- Was previously drafted out of high school, by Toronto in 2016 (34th round), but did not sign.

TRANSACTIONS

- Selected by the Atlanta Braves in the first round (9th overall) of the 2019 First-Year Player Draft...Signed by Darin Vaughan.



CHRIS MARTIN

55

RIGHT-HANDED PITCHER

Full Name: **Christopher Riley Martin**

Bats: **Right**

Throws: **Right**

Height: **6-8**

Weight: **225**

DOB: **June 2, 1986**

Opening Day Age: **34**

Born: **Arlington, TX**

Resides: **Weatherford, TX**

MLB Debut: **April 26, 2014**

MLB Service Time: **3.133**

Acquired: **Signed as a free agent, November 19, 2019**

Contract Status: **Signed through 2021**

2020

- **N.L. Ranks:** WHIP (0.61, 1st), ERA (1.00, 4th), hits (8, T1st).
 - ▲ Pitched to a 0.61 WHIP this season, the lowest among players with as many innings pitched as him.
 - ▲ His 1.00 ERA was the fourth lowest among relievers with as many appearances in the National League.
 - ▲ His eight hits allowed were tied for the lowest total in the majors among players with as many innings pitched.
- In his first full season with Atlanta recorded six holds and a save in 19 games with a 1.00 ERA (2 ER/19.0 IP).
 - ▲ Had a career long scoreless streak of 16.0 innings between 7/29 and 9/21.

2020 POSTSEASON

- Pitched in eight of Atlanta's 12 postseason games, and went 0-1 with a 2.25 ERA (2 ER/8.0 IP)...Struck out six and pitched to a 0.88 WHIP.
 - ▲ His 8.0 innings in relief were the fourth most in the National League.

MAJOR LEAGUE NOTES

- Has pitched for five organizations and made appearances with four major league clubs.
 - ▲ Is 3-11 with a 4.09 ERA (69 ER/151.2 IP) in 163 games between Colorado (2014), New York-AL (2015), Texas (2018-'19) and Atlanta (2019-'20).
- In 2019 Martin walked just five batters in 55.2 innings on the season, the fewest in baseball among pitchers with at least 50.0 innings...His 0.81 walks per 9.0 innings were second fewest, behind only teammate Josh Tomlin (0.79).

CAREER HIGHS

Most Innings Pitched

2.0, 2x, last: 7/7/19, TEX at MIN

Most Runs

4, 4/30/18, TEX at CLE

Most Earned Runs

4, 4/30/18, TEX at CLE

Most Hits Allowed

5, 6/20/14, COL vs. MIL

Most Home Runs Allowed

1, 19x, last: 7/24/20, ATL at NYM

Most Walks

2, 7/4/18, TEX vs. HOU

Most Strikeouts

3, 7x, last: 9/6/20, ATL vs. WSH

Longest winning streak

1 game, 3x, last: 9/10/20, ATL at WSH

Longest losing streak

7 games, 7/4/18-8/5/19

- Tossed the sixth immaculate inning in franchise history on September 11, 2019 at Philadelphia, fanning César Hernández, Jay Bruce, and Logan Morrison on nine total pitches.
- Pitched for two seasons (2016-'17) with the Hokkaido Nippon Ham Fighters in the Japan Pacific League, and went 2-2 with a 1.12 ERA (11 ER/88.1 IP) over 92 games.

- A Had the lowest ERA, opponents' batting average (.154) and baserunners per 9.0 innings (6.11) among all NPB relievers in that span (min. 90 appearances).
- Made his major league debut, 4/26/14 at LAD while with the Rockies...Tossed 1.0 clean inning.
 - A Pitched again the following day, and struck out Justin Turner for his first career strikeout.

MINOR LEAGUE NOTES

- Made his affiliated debut in **2011** after signing with Boston following a tryout in Fort Myers, Fla... Went 6-2 with a 2.55 ERA (21 ER/74.0 IP) across three levels of the Red Sox system.
- Pitched for Grand Prairie in the independent America Association in **2010**, his first appearance in game action since his sophomore year in college in 2006.

AMATEUR

- Pitched two seasons at McLennan CC in Waco, TX...Sustained a torn labrum in his right shoulder in his sophomore season in 2006...Underwent surgery to repair the tear in 2007.
- Pitched at Arlington (TX) HS (graduated '04) and was selected to THSBFA Class 5A All-Star Team in senior year.

TRANSACTIONS

- Signed by the Boston Red Sox to a minor-league contract, March 31, 2011.
- Acquired by the Colorado Rockies from the Boston Red Sox in exchange for INF Jonathan Herrera on December 18, 2013.
- Acquired by the New York Yankees from the Colorado Rockies in exchange for cash considerations on January 15, 2015.
- On New York's disabled list (right elbow tendinitis) from May 9 to May 30, 2015; included an injury rehabilitation assignment to Scranton/Wilkes-Barre (AAA).
- Signed by the Hokkaido Nippon Ham Fighters of NPB on November 4, 2015.
- Signed by the Texas Rangers to a two-year major league contract on December 14, 2017.
- On Texas disabled list (right forearm irritation) from May 1 to May 19, 2018, included an injury rehabilitation assignment to Frisco (AA).
- On Texas disabled list (right calf strain) from June 12 to June 21, 2018.
- On Texas disabled list (left groin strain) from July 5 to July 30, 2018; included an injury rehabilitation assignment to Round Rock (AAA).
- Acquired by the Atlanta Braves from the Texas Rangers in exchange for LHP Kolby Allard on July 30, 2019.
- Signed by the Atlanta Braves to a two-year major league contract on November 25, 2019.
- On Atlanta's injured list (esophageal constriction) from August 7 to August 20, 2020.



COMPLETE RECORD

Year	Club	W-L	ERA	G	GS	CG	SHO	SV	IP	H	R	ER	HR	HB	BB	SO	WP	BK
2011	Greenville	4-0	2.17	7	1	0	0	0	29.0	16	7	7	1	3	6	28	0	0
	Salem	2-1	0.92	13	0	0	0	4	39.1	29	4	4	0	3	6	24	0	0
	Portland	0-1	15.88	3	0	0	0	0	5.2	12	10	10	2	0	1	3	0	0
2012	Portland	3-6	4.48	23	12	0	0	0	76.1	83	42	38	4	6	18	65	2	0
2013	Portland	2-0	0.00	12	0	0	0	3	21.0	9	0	0	0	0	6	27	0	0
	Pawtucket	3-3	3.18	30	0	0	0	2	51.0	51	19	18	3	4	10	47	0	0
2014	Colorado Springs	1-3	4.39	25	0	0	0	5	26.2	33	15	13	2	2	9	36	0	0
	Colorado	0-0	6.89	16	0	0	0	0	15.2	22	12	12	2	0	4	14	1	2
2015	New York (AL)	0-2	5.66	24	0	0	0	1	20.2	28	13	13	2	1	6	18	3	0
	Scranton/WB	0-1	3.18	20	0	0	0	2	28.1	26	12	10	1	1	10	25	1	0
2018	Texas	1-5	4.54	46	0	0	0	0	41.2	46	21	21	5	3	5	37	4	0
	Frisco	0-0	0.00	2	0	0	0	0	2.0	2	0	0	0	0	0	3	0	0
	Round Rock	0-0	0.00	1	0	0	0	0	1.0	2	0	0	0	0	0	1	0	0
2019	Texas	0-2	3.08	38	0	0	0	4	38.0	35	13	13	8	0	4	43	0	0
	Atlanta	1-1	4.08	20	0	0	0	0	17.2	17	10	8	1	0	1	22	0	0
2020	Atlanta	1-1	1.00	19	0	0	0	1	18.0	8	3	2	1	1	3	20	0	0
Minor Totals		15-15	3.21	136	13	0	0	16	280.1	263	109	100	13	19	66	259	3	0
A.L. Totals		1-9	4.22	108	0	0	0	5	100.1	109	47	47	15	4	15	98	7	0
N.L. Totals		2-2	3.86	55	0	0	0	1	51.1	47	25	22	4	1	8	56	1	2
Atlanta Totals		2-2	2.52	39	0	0	0	1	35.2	25	13	10	2	1	4	42	0	0
Major Totals		3-11	4.09	163	0	0	0	6	151.2	156	72	69	19	5	23	154	8	2

WILD CARD RECORD

Year	Club, Opp	W-L	ERA	G	GS	CG	SHO	SV	IP	H	R	ER	HR	HP	BB	SO	WP	BK
2020	Atl. vs. Cin.	0-0	0.00	2	0	0	0	0	2.0	0	0	0	0	0	0	0	0	0

DIVISION SERIES RECORD

Year	Club, Opp	W-L	ERA	G	GS	CG	SHO	SV	IP	H	R	ER	HR	HP	BB	SO	WP	BK
2020	Atl. vs. Mia.	0-0	9.00	1	0	0	0	0	1.0	2	1	1	0	1	0	1	0	0

CHAMPIONSHIP SERIES RECORD

Year	Club, Opp	W-L	ERA	G	GS	CG	SHO	SV	IP	H	R	ER	HR	HP	BB	SO	WP	BK
2020	Atl. vs. LAD	0-1	1.80	5	0	0	0	0	5.0	3	1	1	1	0	2	5	0	0

MAJOR LEAGUE FIELDING RECORD

Position	PCT	G	PO	A	E	TC	DP
Pitcher	.852	163	7	16	4	27	0



TYLER MATZEK

68

LEFT-HANDED PITCHER

Full Name: **Tyler Alexander Matzek**

Bats: **Left**

Throws: **Left**

Height: **6-3**

Weight: **210**

DOB: **October 19, 1990**

Opening Day Age: **30**

Born: **Laguna Beach, CA**

Resides: **Laguna Niguel, CA**

MLB Debut: **June 11, 2014**

MLB Service Time: **2.019**

Acquired: **Signed to a minor-league contract, August 15, 2019**

Contract Status: **Signed through 2021**

2020

- In his third major-league season went 4-3 in 21 relief appearances with a 2.79 ERA and 43 strikeouts.
 - Led the majors with 12 relief appearances of more than 1.0 inning this season.
 - His 43 strikeouts and 29.0 innings pitched this season were the most among left-handed relievers.
 - Pitched to a 1.94 FIP this season, lowest among all lefties and fourth in MLB (min. 25 IP).
- Had not pitched in the majors since 2015... Was out of baseball in 2017 and pitched in the independent American Association in 2018... Rejoined affiliated baseball in 2019 and pitched across three levels of Atlanta's minor leagues.

2020 POSTSEASON

- Appeared in his first postseason and struck out a combined 14 hitters over seven relief appearances (8.2 IP) with a 1.04 ERA.
 - Held Los Angeles to one hit over 2.0 scoreless innings in relief in Game 2 of the NLCS.
 - His 14 strikeouts were third most among all relievers in the postseason.
 - His 1.04 ERA was the second lowest among all relievers with at least five appearances.

MAJOR LEAGUE NOTES

- Is 12-15 over his three-year major-league career with a 3.84 ERA.
- Made 20 appearances, 19 starts, for Colorado in 2014.

CAREER HIGHS

Most Innings Pitched
9.0, 9/5/14, COL vs. SD

Most Runs
8, 8/2/14, COL at DET

Most Earned Runs
8, 8/2/14, COL at DET

Most Hits Allowed
11, 9/16/14, COL vs. LAD

Most Home Runs Allowed
2, 2x, last: 8/13/14, COL at SD

Most Walks
6, 2x, last: 5/6/15, COL vs. ARI

Most Strikeouts
9, 8/13/14, COL at SD

Longest winning streak
3 games, 8/25-9/5/14

Longest losing streak
5 games, 7/29-8/19/14

- His major league debut came against Atlanta at Coors Field on June 11.
- He earned the win after allowing two runs in 7.0 innings.
- Also had his first career hit in that game
- Spent the rest of the season with the Rockies, and pitched a shutout on September 5 against the Padres, becoming the fourth rookie in franchise history to toss a shutout.

- In 2015, began the season on Colorado's major league roster.
 - Started the Rockies home opener against the Cubs.
 - Made four more starts for Colorado before getting optioned to Triple-A Albuquerque.

- Combined to go 0-2 with an 11.20 ERA (17 ER/13.2 IP), 25 walks and 19 strikeouts in 13 appearances, one start, between Single-A Boise and Albuquerque.
- While with Albuquerque, missed nearly two months of the season with a right ankle contusion

MINOR LEAGUE NOTES

- He has gone 29-35 in 161 appearances and 107 starts with a 4.67 ERA throughout eight seasons in the minor leagues.
- Was a **2013** Texas League Mid-Season All-Star, a 2013 Arizona Fall League "Rising Star", a **2012** California League All-Star, and tabbed as a South Atlantic League Pitcher of Week in **2011**.
- Signed a minor-league contract with the Diamondbacks in January, **2019**...Pitched in three games for Double-A Jackson and then signed with the Braves.
 - Appeared with Double-A Mississippi and Triple-A Gwinnett with Atlanta.
 - Across his three stops, combined to post a 7.20 ERA (12 ER/15.0 IP) with 10 walks and 21 strikeouts in nine relief appearances.
- In **2018**, spent the season with the Texas AirHogs in the independent American Association.
 - Allowed only two home runs in 88.2 innings.
- Split the year between Colorado's Single-A Modesto and Double-A Hartford and went 0-4 with a 6.75 ERA (20 ER/26.2 IP), 33 walks, 33 strikeouts in 33 games in **2016**.
 - After making Colorado's Opening Day Roster in 2015, spent the rest of the season in the minors after initially being optioned to Triple-A Albuquerque.

- Began the season with Triple-A Colorado Springs in **2014** and made 12 starts for the Sky Sox prior to his first major league promotion.
- Spent the **2013** season with Double-A Tulsa and made 26 starts.
- In **2011**, split the campaign between Single-A Asheville and Modesto, going 5-7 with a 6.22 ERA (67 ER/97.0 IP), 96 walks and 111 strikeouts in 22 starts.

AMATEUR

- Matzek led the Capistrano Valley Cougars in California to a state title after going 3-0 without allowing an earned run during their postseason run...Also hit the game-winning home run in the title game.
 - Went 9-1 with a 1.50 ERA in his senior season.

TRANSACTIONS

- Selected by the Colorado Rockies in the first round (11th overall) of the 2009 First-Year Player Draft...Signed by Jon Lukens.
- Signed by the Arizona Diamondbacks to a minor-league contract on January 16, 2019.
- Signed by the Atlanta Braves to a minor-league contract on August 15, 2019.



COMPLETE RECORD

Year	Club	W-L	ERA	G	GS	CG	SHO	SV	IP	H	R	ER	HR	HB	BB	SO	WP	BK
2010	Asheville	5-1	2.92	18	18	0	0	0	89.1	62	31	29	6	4	62	88	7	3
2011	Modesto	0-3	9.82	10	10	0	0	0	33.0	34	37	36	5	2	46	37	5	0
	Asheville	5-4	4.36	12	12	0	0	0	64.0	45	35	31	3	2	50	74	14	0
2012	Modesto	6-8	4.62	28	28	0	0	0	142.1	134	85	73	7	5	95	153	9	0
2013	Tulsa	8-9	3.79	26	26	0	0	0	142.1	147	67	60	13	5	76	95	5	2
2014	Colorado	6-11	4.05	20	19	1	1	0	117.2	120	53	53	9	3	44	91	3	0
	Colo. Springs	5-4	4.05	12	12	0	0	0	66.2	70	40	30	8	0	31	61	3	0
2015	Colorado	2-1	4.09	5	5	0	0	0	22.0	21	10	10	2	3	19	15	2	0
	Albuquerque	0-1	8.74	10	1	0	0	1	11.1	5	12	11	1	1	17	15	3	0
	Boise	0-1	23.14	3	0	0	0	0	2.1	2	6	6	0	1	8	4	1	0
2016	Modesto	0-3	4.71	25	0	0	0	0	21.0	17	12	11	1	4	19	28	4	0
	Hartford	0-1	14.29	8	0	0	0	0	5.2	8	9	9	0	1	14	5	1	0
2018	Texas (IND)	3-8	5.89	22	14	0	0	0	88.2	89	61	58	2	10	66	93	6	0
2019	Jackson	0-0	6.75	3	0	0	0	0	2.2	2	2	2	0	0	5	3	1	0
	Mississippi	0-0	0.00	1	0	0	0	0	2.1	0	0	0	0	0	5	0	0	0
	Gwinnett	0-0	9.00	5	0	0	0	0	10.0	10	11	10	1	1	5	13	1	0
2020	Atlanta	4-3	2.79	21	0	0	0	0	29.0	23	9	9	1	2	10	43	1	0
Minor Totals		29-35	4.67	161	107	0	0	1	593.0	536	347	308	45	26	428	581	54	5
Major Totals		12-15	3.84	46	24	1	1	0	168.2	164	72	72	12	8	73	149	6	0

WILD CARD RECORD

Year	Club, Opp	W-L	ERA	G	GS	CG	SHO	SV	IP	H	R	ER	HR	HP	BB	SO	WP	BK
2020	Atl. vs. Cin.	0-0	0.00	1	0	0	0	0	1.1	2	0	0	0	0	0	4	0	0

DIVISION SERIES RECORD

Year	Club, Opp	W-L	ERA	G	GS	CG	SHO	SV	IP	H	R	ER	HR	HP	BB	SO	WP	BK
2020	Atl. vs. Mia.	0-0	0.00	2	0	0	0	0	2.0	0	0	0	0	0	0	4	0	0

CHAMPIONSHIP SERIES RECORD

Year	Club, Opp	W-L	ERA	G	GS	CG	SHO	SV	IP	H	R	ER	HR	HP	BB	SO	WP	BK
2020	Atl. vs. LAD	1-0	1.69	4	0	0	0	0	5.1	4	1	1	1	0	3	6	1	0

MAJOR LEAGUE FIELDING RECORD

Position	PCT	G	PO	A	E	TC	DP
Pitcher	.919	46	11	23	3	37	2



A.J. MINTER

33

LEFT-HANDED PITCHER

Full Name: **Alex Jordan Minter**

Bats: **Left**

Throws: **Left**

Height: **6-0**

Weight: **215**

DOB: **September 2, 1993**

Opening Day Age: **27**

Born: **Tyler, TX**

Resides: **Whitehouse, TX**

MLB Debut: **August 23, 2017**

MLB Service Time: **2.162**

Acquired: **Braves' Competitive Balance B pick (75th overall) in 2015**

Contract Status: **Signed through 2021**

2020

- Appeared in 22 games for Atlanta in his fourth major-league season, and finished 1-1 with a 0.83 ERA (2 ER/21.2 IP).
 - His 0.83 ERA was the lowest in the National League and second in the majors among left-handed pitchers (min. 20.0 IP).
 - Was the only lefty in the National League (one of two in MLB) with two earned run or less in at least 20.0 IP.
- Pitched to a 2.84 FIP this season, third lowest in the National League among lefties with as many innings pitched, behind only Drew Smyly and teammate Tyler Matzek.
- His 22 relief appearances were the third most on the team.

2020 POSTSEASON

- Went 1-0 with a 3.00 ERA (2 ER/6.0 IP) in five games.
- Made his first career start in Game 5 of the NLCS.
 - Minter became the first pitcher in major league history to make his first career start in the postseason.
 - He last started a game in 2015, making four starts during his junior season at Texas A&M and going 2-0 with a 0.43 ERA (1 ER/21.0 IP).
- Held Los Angeles (NL) to one hit while fanning seven without issuing a walk over 3.0 scoreless innings during his start.

CAREER HIGHS

Most Innings Pitched

1, 2, 8/30/20, ATL at PHI

Most Runs Allowed

4, 2x, last: 4/27/19, ATL vs. COL

Most Earned Runs Allowed

4, 4/27/19, ATL vs. COL

Most Hits Allowed

4, 3x, last: 9/8/19, ATL vs. WSH

Most Home Runs Allowed

1, 8x, last: 9/24/20, ATL vs. MIA

Most Walks

2, 12x, last: 9/10/20, ATL at WSH

Most Strikeouts

4, 2x, last: 8/30/20, ATL at PHI

Longest winning streak

4 games, 6/22/19-9/7/20

Longest losing streak

5 games, 9/5/18-5/9/19


- Became the first pitcher in postseason history to strike out at least seven batters in an outing of three innings or fewer, and just the fourth pitcher in franchise history to do so in any game...Jesse Biddle was the last to do so, fanning eight Nationals in 3.0 innings of relief on June 2, 2018.
- Minter fanned five consecutive batters to end his outing, tying the NLCS record.

MAJOR LEAGUE NOTES

- Owns a career record of 8-9 with a 3.68 ERA through four seasons with Atlanta.
- Minter's career FIP of 2.97 ranked as the sixth lowest among active left-handers with at least 100.0 IP, trailing Aroldis Chapman, Clayton Kershaw, Sean Doolittle, Josh Hader and Chris Sale.
- In 2018, his first full major league season, worked at the back-end of the Braves bullpen and finished with 15 saves, one off the team lead of right-hander Aroldys Vizcaino.
 - ✦ Minter's 15 saves were second most among rookies in the majors, just one short of Philadelphia's Seranthony Dominguez.
 - ✦ Minter's 15 saves were the most by a rookie left-hander since 1975, when Will McEnaney saved 15 for Cincinnati.
- Made 65 appearances, the fourth most in franchise history by a rookie left-hander...Jonny Venters set the mark with 79 in 2010.
 - ✦ Led all major league rookie lefties in 2018 with his 65 appearances.
- Made his MLB debut on August 23, 2017 against Seattle after the organization selected his contract from Triple-A Gwinnett earlier in the day...Struck out two in a perfect ninth inning and became the first member of the organization's 2015 draft class to reach the majors.
 - ✦ Played across four levels of the Braves' minor league system in 2017 before making his major-league debut.

MINOR LEAGUE NOTES

- Made his professional debut, pitching out of the bullpen for three different levels of the Braves organization as he recovered from "Tommy John" surgery in March of 2015...Did not pitch on consecutive days all season.
- Made 31 combined appearances in **2016**, compiling a 1.30 ERA (5 ER/34.2 IP), a .149 (18-for-121) and 47 strikeouts...Gave up three extra-base hits total and no runs in 29 of 31 games.



AMATEUR

- Pitched for three seasons at Texas A&M University.
 - ✦ Went 5-0 with a 2.00 ERA (13 ER/58.1 IP) over 56 appearances (four starts) during his collegiate career...Moved from the bullpen to the starting rotation for his junior season in 2015, going 2-0 with a 0.43 ERA (1 ER/21.0 IP) across four starts to open the year before undergoing season-ending surgery.
 - ✦ Following his sophomore season he appeared in nine games out of the bullpen for the USA Baseball Collegiate National Team, posting a 0-0 record with a 0.00 ERA, striking out 10 in 12.1 innings.

TRANSACTIONS

- Selected by the Atlanta Braves in the Competitive Balance B round (75th overall) of the 2015 First-Year Player Draft...Signed by Darin Vaughan.
- On Atlanta's injured list (left shoulder inflammation) from March 25 to April 4, 2019.
- On Atlanta's 60-day injured list (left shoulder inflammation) from September 12 through the end of the 2019 season.

COMPLETE RECORD

Year	Club	W-L	ERA	G	GS	CG	SHO	SV	IP	H	R	ER	HR	HB	BB	SO	WP	BK
2016	Rome	0-0	0.00	5	0	0	0	2	6.2	2	0	0	0	0	1	6	1	0
	Carolina	0-0	0.00	8	0	0	0	0	9.1	3	0	0	0	0	4	10	0	0
	Mississippi	1-0	2.41	18	0	0	0	0	18.2	13	5	5	0	0	6	31	3	0
2017	Florida	0-0	1.80	5	0	0	0	0	5.0	3	1	1	1	0	0	9	0	0
	Rome	0-0	0.00	1	0	0	0	0	1.0	1	0	0	0	0	0	1	0	0
	Mississippi	0-0	0.00	3	0	0	0	0	3.0	1	0	0	0	0	2	3	0	0
	Gwinnett	1-2	4.70	17	0	0	0	0	15.1	15	11	8	1	0	10	17	1	0
2018	Atlanta	0-1	3.00	16	0	0	0	0	15.0	13	5	5	1	0	2	26	0	0
	Atlanta	4-3	3.23	65	0	0	0	15	61.1	57	23	22	3	2	22	69	5	0
2019	Atlanta	3-4	7.06	36	0	0	0	5	29.1	36	23	23	3	1	23	35	5	0
	Gwinnett	2-2	3.57	20	0	0	0	5	22.2	24	11	9	4	0	3	30	1	0
2020	Atlanta	1-1	0.83	22	0	0	0	0	21.2	15	3	2	1	0	9	24	1	0
Minor Totals		4-4	2.53	77	0	0	0	7	81.2	62	28	23	6	0	26	107	6	0
Major Totals		8-9	3.68	139	0	0	0	20	127.1	121	54	52	8	3	56	154	11	0

WILD CARD RECORD

Year	Club, Opp	W-L	ERA	G	GS	CG	SHO	SV	IP	H	R	ER	HR	HP	BB	SO	WP	BK
2020	Atl. vs. Cin.	1-0	0.00	1	0	0	0	0	0.2	0	0	0	0	0	1	1	0	0

DIVISION SERIES RECORD

Year	Club, Opp	W-L	ERA	G	GS	CG	SHO	SV	IP	H	R	ER	HR	HP	BB	SO	WP	BK
2018	Atl. vs. LAD	0-0	.000	2	0	0	0	0	2.0	1	0	0	0	0	1	3	1	0
2020	Atl. vs. Mia.	0-0	0.00	1	0	0	0	0	1.0	0	0	0	0	0	0	1	0	0
D.S. Totals		0-0	0.00	3	0	0	0	0	3.0	1	0	0	0	0	1	4	1	0

CHAMPIONSHIP SERIES RECORD

Year	Club, Opp	W-L	ERA	G	GS	CG	SHO	SV	IP	H	R	ER	HR	HP	BB	SO	WP	BK
2020	Atl. vs. LAD	0-0	4.15	3	1	0	0	0	4.1	4	2	2	2	0	0	8	0	0

MAJOR LEAGUE FIELDING RECORD

Position	PCT	G	PO	A	E	TC	DP
Pitcher	1.000	139	1	11	0	12	1



JONATHAN MORALES

76


NON-ROSTER INVITEE

CATCHER

 Full Name: **Jonathan Alexander Morales**

 Bats: **Right**

 Throws: **Right**

 Height: **5-11**

 Weight: **200**

 DOB: **January 29, 1995**

 Opening Day Age: **26**

 Born: **Arroyo, Puerto Rico**

 Resides: **Arroyo, Puerto Rico**

 MLB Debut: **None**

 MLB Service Time: **0.000**

 Acquired: **Braves' 25th-round pick in 2015**

 Contract: **Signed through 2021**

2020

- Received a non-roster invitation to Atlanta's Spring Training...Played in eight games and went 3-for-9 (.333) with one double, one RBI and two runs scored.
- Spent the rest of the season at the club's alternate training site.

2019

- Split his fifth professional season between Double-A Mississippi and Triple-A Gwinnett...Hit .240/.305/.309 (66-for-275) with two home runs, 25 RBI and 27 runs scored in 80 games...Also drew 27 walks, a single-season career most.
- Defensively, appeared in 62 games behind the plate (61 starts) and 14 at first base (11 starts)... Between his two stops, threw out 32.7 percent of basestealers (18-of-55).

2018

- Combined to bat .265/.326/.340 in 70 games between Double-A Mississippi, Triple-A Gwinnett and the GCL Braves.
- Was on Gwinnett's disabled list from 5/25-7/13 with a right knee medial meniscus injury.

COMPLETE RECORD

Year	Club	AVG	G	AB	R	H	2B	3B	HR	RBI	SH	SF	HP	BB	SO	SB-CS	OBP	SLG	E
2015	GCL Braves	.304	46	135	24	41	7	0	7	22	1	0	2	14	14	2-2	.377	.511	1
2016	Rome	.269	113	424	49	114	25	0	4	55	2	6	5	25	55	3-4	.313	.356	5
2017	Florida	.253	53	194	25	49	4	0	2	17	2	0	1	12	32	1-1	.300	.304	5
	Mississippi	.169	39	130	8	22	4	0	1	12	3	1	2	7	20	0-0	.221	.223	3
2018	Mississippi	.268	46	142	12	38	7	1	1	21	2	2	4	9	21	0-2	.325	.352	2
	Gwinnett	.261	16	46	4	12	0	0	0	9	0	1	1	3	8	0-0	.314	.261	0
	GCL Braves	.259	8	27	2	7	1	0	1	3	0	0	2	2	2	0-0	.355	.407	1
2019	Mississippi	.201	46	154	10	31	8	0	0	13	2	4	1	17	24	0-0	.278	.253	0
	Gwinnett	.289	34	121	17	35	5	0	2	12	0	1	0	10	25	0-0	.341	.380	1
Minor Totals		.254	401	1373	151	349	61	1	18	164	12	15	18	99	201	6-9	.310	.339	18

2017

- Split the season between Florida (A+) and Mississippi (AA), combining to bat .219 over 92 games.
- Threw out 35% (13-of-37) of would-be basestealers.

2016

- Played his first full professional season with Single-A Rome and named a South Atlantic League Mid-Season All-Star.
- Caught half of would-be basestealers from behind the plate, throwing out 53 of 106 runners.

2015

- Earned GCL Braves Player of the Year honors... Led the club with a .304 (41-for-135) average.
- Named by *Baseball America* as the "Best Late Round Pick" in Atlanta's 2015 draft class, after being selected out of Miami Dade Community College - South.

TRANSACTIONS

- Selected by the Atlanta Braves in the 25th round of the 2015 First-Year Player Draft...Signed by Lou Sánchez.



CHARLIE MORTON

50

RIGHT-HANDED PITCHER

Full Name: **Charles Alfred Morton IV**

Bats: **Right**

Throws: **Right**

Height: **6-5**

Weight: **215**

DOB: **November 12, 1983**

Opening Day Age: **37**

Born: **Flemington, NJ**

Resides: **Bradenton, FL**

MLB Debut: **June 14, 2008**

MLB Service Time: **12.010**

Acquired: **Signed as a free agent, November 24, 2020**

Contract Status: **Signed through 2021**

2020

- Made nine starts in his second season with Tampa Bay, going 2-2 with a 4.74 ERA (20 ER/38.0 IP) and 42 strikeouts to help guide the Rays to the A.L. East title.
 - Over the past three seasons, his .750 winning pct. (33-11) ranks second in the majors behind HOU/NYY Gerrit Cole, who is 42-13 (.764).
- Was on Tampa Bay's injured list from August 10 to September 1, missing 21 games with right shoulder inflammation.
 - In four starts prior to injury went 1-1 with a 5.40 ERA (10 ER/16.2 IP) and allowed opponents to bat .304 against him...In five starts after returning, pitched to a 4.22 ERA (10 ER/21.1 IP) and held opponents to a .259 average.
- Used his curveball for 32.7 pct. of his pitches, compared to 37.3 pct. in 2019—the highest rate in the majors (min. 100 IP).
 - His curveball registered a horizontal movement of 17.9 inches according to StatCast, tied for second in the majors.
- On July 24 vs. TOR, allowed six runs in his first career Opening Day start...At 36 years and 255 days, became the oldest Opening Day starter in franchise history by over five years, passing Tanyon Sturtze (31.172) in 2002.
 - Became the fourth pitcher since 1978 to make his first Opening Day start at 36 years, 255 days or older, joining TOR's R.A. Dickey in 2013, SEA's Jamie Moyer in 2000 and TOR's David Wells in 2000.

CAREER HIGHS

Most Innings Pitched

9.0, 3x, last: 5/18/11, PIT at CIN

Most Runs

10, 8/14/09, PIT at CHC

Most Earned Runs

10, 8/14/09, PIT at CHC

Most Hits Allowed

11, 5/30/11, PIT at NYM

Most Home Runs Allowed

3, 2x, last: 5/19/17, HOU vs. CLE

Most Walks

6, 6/19/18, HOU at TEX

Most Strikeouts

14, 5/12/18, HOU vs. TEX

Longest winning streak

11 games, 8/22/17-6/10/19

Longest losing streak

7 games, 9/8/13-5/18/14

- Was the oldest pitcher in the majors to make an Opening Day start since NYM's Bartolo Colon (41.317) in 2015, and the oldest in the A.L. since TOR's R.A. Dickey (39.153) in 2014...He held this distinction for less than three hours, until 37-year-old Justin Verlander (37.155) started for Houston later that night vs. SEA.

- Was the club's nominee for the Roberto Clemente Award, which recognizes the player who best represents the game through extraordinary character, community involvement, philanthropy and positive contributions, both on and off the field.
 - ✦ This was his third nomination, following 2014 (with PIT) and 2018 (with HOU).

2020 POSTSEASON

- Made four starts in the postseason, going 3-1 with a 2.70 ERA (6 ER/20.0 IP) as the Rays advanced to the World Series.
- In Game 7 of the League Championship Series vs. HOU, recorded his fourth career win in a "winner take all" game, extending his own major league record...Marked his fifth career win in a potential elimination game, breaking a tie with five other pitchers for the most in major league history
 - ✦ Yielded a two-out single in the first inning, then retired 14 straight before a one-out walk in the fifth...According to the Elias Sports Bureau, he was the first pitcher to retire at least 14 consecutive batters in a "winner take all" game since KC's Johnny Cueto (19) in Game 5 of the 2015 ALDS vs. HOU...He was the first pitcher to do this in a Game 7 since SF's Madison Bumgarner (14) in the 2014 World Series at KC (in relief).
 - ✦ At 36 years, 340 days, became the second-oldest pitcher to record the win in a Game 7 start behind STL's Burleigh Grimes (38.053) in the 1931 World Series vs. PHI-AL.
 - ✦ Became the fifth pitcher in major league history to make multiple scoreless starts in "winner take all" games, joining DET's Justin Verlander, ATL's John Smoltz, KC's Bret Saberhagen and SF's Madison Bumgarner.
- Won each of his first three starts of the 2020 postseason and won five straight playoff games dating to the 2019 A.L. Wild Card Game.
 - ✦ Became the second pitcher in postseason history to start and win five consecutive decisions (with no relief apps in between) and allow no more than one earned run in each of them, joining PHI/ARI Curt Schilling (5) from 1993-2001.
 - ✦ His five postseason wins with the Rays are the most in franchise history.

- Went unbeaten in nine straight postseason appearances (eight starts), beginning with Game 7 of the 2017 ALCS vs. NYY (with HOU)...Went 7-0 with a 1.45 ERA (7 ER/43.1 IP) and a .185 opponents average over that stretch.
 - ✦ The run ended when he lost Game 3 of the 2020 World Series vs. Los Angeles.
 - ✦ Became the sixth pitcher in postseason history to win at least seven straight decisions.

MAJOR LEAGUE NOTES

- **Awards:** A.L. All-Star (2x, 2018, '19), World Series Champion (2017).
- A 13-year major league veteran, has compiled a 93-89 record and a 4.08 ERA (653 ER/1439.1 IP) across 259 games, 258 starts...Has fanned 1,276 and pitched a pair of shutouts.
 - ✦ Has pitched for Atlanta (2008), Pittsburgh (2009-15), Philadelphia (2016), Houston (2017-18) and Tampa Bay (2019-20).
 - ✦ Is a two-time All-Star (2018 & 2019) and won the 2017 World Series while with Houston.
- Over the past three seasons, his .750 winning pct. (33-11) ranks second in the majors behind HOU/ NYY Gerrit Cole, who is 42-13 (.764).
- Combined to go 31-9 with a 3.09 ERA from 2018-19, earning the only two All-Star selections of his career.
 - ✦ Was charged with a blown save after allowing two runs in 2.0 innings in the 2018 Midsummer Classic and did not appear in the 2019 edition.
- In 2017 went 2-1 with a 4.24 ERA (11 ER/23.1 IP) in five postseason games (four starts) as the Astros won their first World Series in franchise history...Went 1-0 with a 1.74 ERA (2 ER/10.1 IP) in two games (one start) in the World Series, and was on the mound for the final out in Game 7.
 - ✦ Earned the win in Game 7 of both the ALCS and World Series, becoming the first pitcher in major league history to win two Game 7s in a single postseason.
 - ✦ Became the fifth pitcher in major league history to record the win in Game 7 of the World Series after throwing 4.0 or more innings in relief, and the first in 59 years...Joined NYY's Bob Turley in 1958, NYY's Joe Page in 1947, PIT's Ray Kremer in 1925 and WAS's Walter Johnson in 1924.
- Has pitched in 13 postseason games in his career, making 12 starts and going 7-3 with a 3.38 ERA (23 ER/61.1 IP) and 67 strikeouts.

• **A** Has five career wins in potential elimination games, the most in major league history, and has four career wins in a "winner take all" game, also a major league record.

• **A** Won five straight playoff starts from the 2019 A.L. Wild Card Game to the Game 7 of the 2020 ALCS...Became the second pitcher in postseason history to start and win five consecutive decisions (with no relief apps in between) and allow no more than one earned run in each of them, joining PHI/ARI Curt Schilling (5) from 1993–2001.

• **A** Went unbeaten in nine straight postseason appearances (eight starts), beginning with Game 7 of the 2017 ALCS vs. NYY (with HOU) and ending with Game 7 of the 2020 ALCS...Went 7-0 with a 1.45 ERA (7 ER/43.1 IP) and a .185 opponents average over that stretch... Became the sixth pitcher in postseason history to win at least seven straight decisions.

• Has been nominated for the Roberto Clemente Award three times – 2014 with Pittsburgh, 2018 with Houston and 2020 with Tampa Bay...The award recognizes the player who best represents the game through extraordinary character, community involvement, philanthropy and positive contributions, both on and off the field.

• **A** In 2018 was named Houston's Darryl Kile Award winner by the St. Louis Chapter of the BBWAA...The award is presented annually to the Cardinals and Astros player who best exemplifies Kile's traits of "a good teammate, a great friend, a fine father and a humble man.

• **A** Was the Astros nominee for the Bob Feller Act of Valor Award in 2017, which is awarded annually to a major league player who actively supports service men and women...Hosted and met with military veterans from the Wounded Warrior Project at home games throughout the season.

• Went 15-3 in 2018 to lead the majors with a .833 winning percentage, joining Roger Clemens (.818) in 2004 as the only Astros to ever do that... His 15 wins, 30 starts, 201 SO and 3.13 ERA were all career bests at the time...Ranked 7th in the A.L. in ERA.

• Underwent Tommy John surgery on June 14, 2012 while with Pittsburgh...Returned to make 20 starts with the Pirates in 2013.

• **A** Has made 12 total trips to the injured list throughout his career including stints in 2009, 2010, 2012, 2013, 2014, 2015, 2016, 2017, 2018 and 2020.

• Has twice been traded in his career.

• **A** Pittsburgh acquired him along with LHP Jeff Locke and OF Gorkys Hernandez from Atlanta in exchange for OF Nate McClouth in June, 2009.

• **A** Philadelphia sent David Whitehead to the Pirates for Morton in December, 2015.

MINOR LEAGUE NOTES

- Atlanta drafted Morton in the third round of the 2002 First-Year Player Draft and he spent eight years in the Braves system prior to his trade to Pittsburgh.
- In 14 career minor league seasons, is 44-55 with a 4.05 ERA (373 ER/828.1 IP) across 204 games and 132 starts.
- Was named International League Pitcher of the Week in April, **2009**, before being traded to Pittsburgh later that season.
 - **A** Went 7-2 with a 2.51 ERA (18 ER/64.2 IP) in 10 starts for Triple-A Gwinnett before the trade.
- Pitched for the Peoria Javelinas in the **2007** Arizona Fall League, and was named a Rising Star.
- Was ranked by *Baseball America* as having the "Best Curveball" in the Braves organization following the **2004** and **2003** seasons and was tabbed as the best pitching prospect in the International League in **2008**.

AMATEUR

- Was selected by Atlanta out of Joel Barlow High School in Redding, Conn.

PERSONAL

- He and his wife, Cindy, live in Bradenton, Fla. with their four children, Cam, Grace, Benji and Emelia.
 - **A** "Cam" is an acronym for Charles Alfred Morton V, his full name.
 - **A** The Astros clinched the A.L. West on the day Emelia was born in 2018 and teammate George Springer video called Charlie at the hospital from the clubhouse celebration.

TRANSACTIONS

- Selected by the Atlanta Braves in the third round of the 2002 First-Year Player Draft...Signed by John Stewart.
- On Atlanta's disabled list (left oblique muscle strain) from March 27 to April 11, 2009.
- Acquired by the Pittsburgh Pirates along with LHP Jeff Locke and OF Gorkys Hernandez from the Atlanta Braves in exchange for OF Nate McClouth on June 3, 2009.
- On Pittsburgh's disabled list (right shoulder inflammation) from May 28 to July 2, 2010; included an injury rehabilitation assignment to Indianapolis (AAA).
- On Pittsburgh's disabled list (left hip surgery) from March 29 to April 14, 2012; included an injury rehabilitation assignment to Indianapolis (AAA).
- On Pittsburgh's 60-day disabled list (right elbow inflammation) from May 30 to the end of the 2012 season.
- On Pittsburgh's 60-day disabled list (recovery from Tommy John surgery) from March 22 to June 13, 2013; included an injury rehabilitation assignment to Bradenton (A+), Altoona (AA) and Indianapolis (AAA).
- On Pittsburgh's disabled list (right hip inflammation) from August 16 to September 16, 2014; included an injury rehabilitation assignment to Altoona (AA).
- On Pittsburgh's 60-day disabled list (right hip surgery) from September 24 through the end of the 2014 season.
- On Pittsburgh's disabled list (recovery from right hip surgery) from April 5 to May 25, 2015; included an injury rehabilitation assignment to Altoona (AA) and Indianapolis (AAA).
- Acquired by the Philadelphia Phillies from the Pittsburgh Pirates in exchange for RHP David Whitehead on December 12, 2015.
- On Philadelphia's 60-day disabled list (left hamstring strain) from April 24 to the end of the 2016 season.
- Signed by the Houston Astros to a two-year major league contract on November 16, 2016.
- On Houston's disabled list (right back muscle strain) from May 27 to July 7, 2017; included an injury rehabilitation assignment to Fresno (AAA).
- On Houston's disabled list (right shoulder inflammation) from August 29 to September 8, 2018.
- Signed by the Tampa Bay Rays to a two-year major league contract on December 21, 2018.
- On Tampa Bay's injured list (right shoulder inflammation) from August 10 to September 2, 2020.
- Signed by the Atlanta Braves to a one-year major league contract on November 24, 2020.

WILD CARD RECORD

Year	Club, Opp	W-L	ERA	G	GS	CG	SHO	SV	IP	H	R	ER	HR	HP	BB	SO	WP	BK
2019	TB vs. Oak.	1-0	0.00	1	1	0.0	0	0	5.0	5	1	0	0	0	3	4	0	0

DIVISION SERIES RECORD

Year	Club, Opp	W-L	ERA	G	GS	CG	SHO	SV	IP	H	R	ER	HR	HP	BB	SO	WP	BK
2013	Pit. vs. Stl.	0-1	3.18	1	1	0.0	0	0	5.2	3	2	2	1	0	4	4	0	0
2017	Hou. vs. Bos.	0-0	4.15	1	1	0.0	0	0	4.1	7	2	2	1	0	2	6	0	0
2019	TB vs. Hou.	1-0	1.80	1	1	0.0	0	0	5.0	3	1	1	1	0	2	9	0	0
2020	TB vs. NYY	1-0	1.80	1	1	0.0	0	0	5.0	4	2	1	0	0	2	6	0	0
D.S. Totals		2-1	2.70	4	4	0.0	0	0	20.0	17	7	6	3	0	10	25	0	0

CHAMPIONSHIP SERIES RECORD

Year	Club, Opp	W-L	ERA	G	GS	CG	SHO	SV	IP	H	R	ER	HR	HP	BB	SO	WP	BK
2017	Hou. vs. NYY	1-1	7.27	2	2	0.0	0	0	8.2	8	7	7	1	1	3	8	1	0
2018	Hou. vs. Bos.	0-0	11.57	1	1	0.0	0	0	2.1	3	3	3	0	1	2	2	2	0
2020	TB vs. Hou.	2-0	0.00	2	2	0.0	0	0	10.2	7	0	0	0	1	2	11	0	0
C.S. Totals		3-1	4.15	5	5	0.0	0	0	21.2	18	10	10	1	3	7	21	3	0

WORLD SERIES RECORD

Year	Club, Opp	W-L	ERA	G	GS	CG	SHO	SV	IP	H	R	ER	HR	HP	BB	SO	WP	BK
2017	Hou. vs. LAD	1-0	1.74	2	1	0.0	0	0	10.1	5	2	2	0	1	1	11	0	0
2020	TB vs. LAD	0-1	10.38	1	1	0.0	0	0	4.1	7	5	5	1	1	1	6	0	0
W.S. Totals		1-1	4.30	3	2	0.0	0	0	14.2	12	7	7	1	2	2	17	0	0

COMPLETE RECORD

Year	Club	W-L	ERA	G	GS	CG	SHO	SV	IP	H	R	ER	HR	HB	BB	SO	WP	BK
2002	GCL Braves	1-7	4.54	11	5	0	0	0	39.2	37	34	20	1	2	30	32	5	0
2003	Danville	2-5	4.67	14	13	0	0	0	54.0	65	32	28	3	1	25	46	9	5
2004	Rome	7-9	4.82	27	18	0	0	2	117.2	140	76	63	7	7	68	102	10	0
2005	Rome	5-9	5.20	26	22	0	0	1	124.2	124	84	72	7	14	62	86	12	2
2006	Myrtle Beach	6-7	5.40	30	14	0	0	2	100.0	116	70	60	14	4	54	75	9	0
2007	Mississippi	4-6	4.29	41	6	0	0	0	79.2	80	41	38	3	6	37	67	11	0
2008	Richmond	5-2	2.05	13	12	0	0	0	79.0	51	20	18	0	2	27	72	2	0
	Atlanta	4-8	6.15	16	15	0	0	0	74.2	80	56	51	9	2	41	48	2	0
2009	Gwinnett	7-2	2.51	10	10	1	1	0	64.2	52	18	18	3	2	16	55	2	0
	Indianapolis	0-0	0.00	1	1	0	0	0	7.0	4	0	0	0	1	1	7	0	0
	Pittsburgh	5-9	4.55	18	18	1	1	0	97.0	102	49	49	7	5	40	62	4	0
2010	Indianapolis	4-4	3.83	14	14	1	0	0	80.0	83	46	34	6	6	30	53	3	1
	Pittsburgh	2-12	7.57	17	17	0	0	0	79.2	112	79	67	15	7	26	59	5	1
2011	Pittsburgh	10-10	3.83	29	29	2	1	0	171.2	186	82	73	6	13	77	110	9	1
2012	Indianapolis	0-0	1.17	1	1	0	0	0	7.2	6	1	1	0	0	1	8	0	0
	Pittsburgh	2-6	4.65	9	9	0	0	0	50.1	62	30	26	5	2	11	25	4	0
2013	Bradenton	0-0	6.00	1	1	0	0	0	3.0	3	2	2	1	1	0	2	0	0
	Altoona	1-1	2.41	4	4	0	0	0	18.2	10	5	5	2	0	6	11	1	0
	Indianapolis	0-1	3.79	4	4	0	0	0	19.0	16	10	8	1	1	10	12	0	0
	Pittsburgh	7-4	3.26	20	20	0	0	0	116.0	113	51	42	6	16	36	85	5	0
2014	Altoona	0-0	4.50	1	1	0	0	0	4.0	4	2	2	0	0	1	6	0	0
	Pittsburgh	6-12	3.72	26	26	0	0	0	157.1	143	76	65	9	19	57	126	8	0
2015	Altoona	1-0	0.00	1	1	0	0	0	7.0	2	0	0	0	0	2	5	0	0
	Indianapolis	1-1	2.03	2	2	0	0	0	13.1	13	4	3	0	0	4	17	1	0
	Pittsburgh	9-9	4.81	23	23	0	0	0	129.0	137	77	69	13	12	41	96	2	1
2016	Philadelphia	1-1	4.15	4	4	0	0	0	17.1	15	8	8	1	0	8	19	1	1
2017	Corpus Christi	0-0	0.00	1	1	0	0	0	4.1	1	2	0	0	0	2	5	0	0
	Fresno	0-1	1.50	2	2	0	0	0	6.0	4	1	1	1	0	2	3	0	0
	Houston	14-7	3.62	25	25	0	0	0	146.2	125	65	59	14	13	50	163	4	0
2018	Houston	15-3	3.13	30	30	0	0	0	167.0	130	63	58	18	16	64	201	4	0
2019	Tampa Bay	16-6	3.05	33	33	0	0	0	194.2	154	71	66	15	12	57	240	5	1
2020	Tampa Bay	2-2	4.74	9	9	0	0	0	38.0	43	21	20	4	4	10	42	1	0
Minor Totals		44-55	4.05	204	132	2	1	5	829.1	811	448	373	49	47	378	664	65	8
A.L. Totals		47-18	3.34	97	97.0	0	0	0	546.1	452	220	203	51	45	181	646	14	1
N.L. Totals		46-71	4.54	162	161.0	3	2	0	893.0	950	508	450	71	76	337	630	40	4
Major Totals		93-89	4.08	259	258	3	2	0	1439.1	1402	728	653	122	121	518	1276	54	5

ALL-STAR GAME RECORD

Year	Club, Site	W-L	ERA	G	GS	CG	SHO	SV	IP	H	R	ER	HR	HP	BB	SO	WP	BK
2018	A.L., Wsh.	0-0	9.00	1	0	0	0	0	2.0	2	2	2	2	1	1	2	1	0

MAJOR LEAGUE FIELDING RECORD

Position	PCT	G	PO	A	E	TC	DP
Pitcher	.940	259	72	149	14	235	8



KYLE MULLER

70

LEFT-HANDED PITCHER

Full Name: **Kyle Douglas Muller**

Bats: **Right**

Throws: **Left**

Height: **6-7**

Weight: **250**

DOB: **October 7, 1997**

Opening Day Age: **23**

Born: **Dallas, TX**

Resides: **Dallas, TX**

MLB Debut: **None**

MLB Service Time: **0.000**

Acquired: **Braves' second-round pick (44th overall) in 2016**

Contract Status: **Signed through 2021**

2020

- Received a non-roster invitation to Atlanta's Spring Training.
 - Made two relief appearances, allowing six runs, all earned, in 1.0 inning...Walked three and struck out three.
- Spent the rest of the season at the club's alternate training site in Gwinnett.
- Added to the 40-man roster on 11/19.
- Ended the season ranked by MLB.com as the Braves' No. 6 prospect

2019

- Spent the season at Double-A Mississippi, going 7-6 with a 3.14 ERA (39 ER/111.2 IP) in 22 games, all starts...Fanned 120, walked 68, and threw two complete games.
- Named to the Southern League All-Star Game... Did not appear for the South team in a 7-3 loss.
- His 120 strikeouts were eighth most in the Southern League.
- His season ended after he suffered a right calf strain on 8/2...Threw three pitches before leaving the game...Did not return to the active roster for the remainder of the season.
- Did not allow an earned run over his final 17.2 IP.

2018

- Made 25 starts between Single-A Rome, High-A Florida and Double-A Mississippi, and went 11-3 with a 3.03 ERA (47 ER/139.2 IP).
- Led the Atlanta system with 11 wins and ranked second in innings pitched (139.2), eighth in starter's ERA (3.03) and eighth in strikeouts (129).
- Earned three Pitcher of the Month awards from the organization, including April at Rome, June at Florida and August at Mississippi.
- Pitched with Peoria in the Arizona Fall League.

2016

- In his first pro season, earned GCL Braves Pitcher of the Year honors.

AMATEUR

- Attended Jesuit College Prep in Dallas...Was the 2016 Gatorade Player of the Year after pitching to a perfect 8-0 record with a 0.46 ERA and 133 strikeouts in 76.0 innings.

TRANSACTIONS

- Selected by the Atlanta Braves in the second round (44th overall) of the 2016 First-Year Player Draft...Signed by Nate Dion.

COMPLETE RECORD

Year	Club	W-L	ERA	G	GS	CG	SHO	SV	IP	H	R	ER	HR	HB	BB	SO	WP	BK
2016	GCL Braves	1-0	0.65	10	9	0	0	0	27.2	14	3	2	0	0	12	38	1	0
2017	Danville	1-1	4.15	11	11	0	0	0	47.2	43	24	22	5	1	18	49	5	1
2018	Rome	3-0	2.40	6	6	0	0	0	30.0	24	10	8	3	2	8	23	1	0
	Florida	4-2	3.24	14	14	0	0	0	80.2	80	30	29	2	1	32	79	5	0
	Mississippi	4-1	3.10	5	5	1	1	0	29.0	22	10	10	3	2	6	27	1	0
2019	Mississippi	7-6	3.14	22	22	2	0	0	111.2	81	42	39	5	7	68	120	16	0
Minor Totals		20-10	3.03	68	67	3	1	0	326.2	264	119	110	18	13	144	336	29	1



SEAN NEWCOMB

15

LEFT-HANDED PITCHER

Full Name: **Sean William Newcomb**

Bats: **Left**

Throws: **Left**

Height: **6-5**

Weight: **255**

DOB: **June 12, 1993**

Opening Day Age: **27**

Born: **Brockton, MA**

Resides: **Randolph, MA**

MLB Debut: **June 10, 2017**

MLB Service Time: **2.166**

Acquired: **Trade with Los Angeles (AL), November 12, 2015**

Contract Status: **Signed through 2021**

2020

- In fourth major-league season made four starts for Atlanta and went 0-2 with a 11.20 ERA (17 ER/13.2 IP).
 - Newcomb averaged 3.1 innings pitched per game and did not pitch more than 4.2 innings in any of his starts.
- Was optioned to the alternate training site on 8/10 after his last start.

MAJOR LEAGUE NOTES

- Came within one strike of a no-hitter on July 29, 2018 against Los Angeles (NL)...Chris Taylor hit a two-strike single to left with two outs in the ninth for the Dodgers' first hit.
 - Newcomb's performance was the longest a Braves pitcher took a no-hit attempt since Shelby Miller also went 8.2 no-hit innings on 5/17/15 at Miami...Miller allowed a first-pitch single to Justin Bour.
 - Joined Miller as the only two pitchers in Atlanta franchise history to lose a no-hitter with two outs in the ninth inning, according to research from the Elias Sports Bureau.
- In 2018 finished the month of May 5-0 with a 1.54 ERA (6 ER/35.0 IP) and no home runs allowed...Atlanta went 5-1 in his six starts.
 - His five wins in the month were most in the majors, while his 1.54 ERA ranked sixth best in the N.L...His batting average against of .158 was the lowest in the league among qualifying pitchers.
- From May 2 through May 13, 2018, Newcomb did not allow a run and held opponents to two hits or fewer in three consecutive starts.

CAREER HIGHS

Most Innings Pitched
8.2, 7/29/18, ATL vs. LAD

Most Runs Allowed
8, 8/10/20, ATL at PHI

Most Earned Runs Allowed
8, 8/10/20, ATL at PHI

Most Hits Allowed
12, 8/12/18, ATL vs. MIL

Most Home Runs Allowed
3, 8/15/17, ATL at COL

Most Walks
7, 8/3/17, ATL vs. LAD

Most Strikeouts
9, 2x, last: 4/8/18, ATL at COL

Longest Winning Streak
7 games, 4/8/18-6/5/18

Longest Losing Streak
5 games, 7/4/17-8/9/17

- Became the first Braves pitcher over the last 110 seasons to do so.
- Went 4-0 with a 0.75 ERA (2 ER/24.0 IP) in his four starts against Miami in 2018...Joined Hall-of-Famers Tom Glavine and Greg Maddux as the only pitchers in franchise history to beat the Marlins four times in a single season.

- Earned his first major league win while becoming the first pitcher in Atlanta franchise history to begin his career with four consecutive quality starts with a 3-0 win over San Diego at Petco Park on June 27, 2017.

A Struck out eight over 6.0 innings to lower his ERA to 1.48.

A The only other Atlanta starter to have a better ERA through his first four career appearances was Kyle Davies (0.77) in 2005.

- Made his major-league debut in his second season in the Atlanta organization after beginning the season with Triple-A Gwinnett.
 - A* Went a season-best 6.1 innings in his MLB debut on June 10, 2017 against New York (NL) in the first game of a doubleheader, allowing one unearned run, four hits and two walks while striking out seven.
 - A* He became just the second pitcher in Atlanta franchise history to go as long in his MLB debut and not allow an earned run...Larry McWilliams did so on July 17, 1978, also against the Mets, also in the first game of a doubleheader and also in Atlanta.
- In six career postseason games, including one start, is 1-0 with a 1.08 ERA (1 ER/8.1 IP).
- Appeared in four of Atlanta's five postseason games in the 2019 NLDS and retired all 11 batters he faced, including four via strikeout...Earned the win in Game 3 in St. Louis.
- In 2018 appeared in two games of the NLDS against Los Angeles, making the start in Game 4 at SunTrust Park, the Braves' only victory in the series...Did not receive a decision in either game and compiled a 1.93 ERA (1 ER/4.2 IP).
 - A* Became the first left-handed pitcher to start a playoff game for Atlanta since Mike Minor did so in Game 2 of the 2013 NLDS, also versus Los Angeles (NL)...That start by Minor was the last playoff game that Atlanta won prior to Game 4.
 - A* Tossed 2.0 scoreless innings in relief during Game 1.

MINOR LEAGUE NOTES

- Spent **2016** with Double-A Mississippi, tying for the Southern League lead with 27 starts.
 - A* In 2016, his first season in the Braves organization, fanned 152, tied for 18th most among all MiLB players and most in the SL...His 9.77 K/9 ranked fifth best among qualifying minor leaguers.
 - A* Entered 2016 as the Braves' second-best prospect according to *Baseball America*.
- Named to the USA roster for the Futures Game during the **2015** All-Star break, tossing a perfect inning of relief in a 10-1 win over the World squad.
 - A* Named the California League Pitcher of the Week on 8/3 after tossing 6.0 shutout innings to beat Lake Elsinore on the road, 7/28.
 - A* Tossed 7.0 no-hit innings on August 25, 2015 against Tulsa.

AMATEUR

- Attended the University of Hartford, 2012-2014...Went 8-2 with a 1.25 ERA (13 ER/93.1 IP) and 106 strikeouts as a junior, winning America East Conference Pitcher of the Year.
 - A* Established a school record with 243 strikeouts over his three collegiate seasons.
 - A* Earned his first collegiate victory on 3/24/12 with a seven-inning no-hitter against Yale...It was the first no-hitter in school history for Hartford since the program transitioned to the Division I level in 1984.
- Attended Middleboro High School in Middleboro, Mass.

TRANSACTIONS

- Selected by the Los Angeles Angels of Anaheim in the first round (15th overall) in the 2014 First-Year Player Draft...Signed by Nick Gorneault.
- Acquired by the Atlanta Braves along with SS Erick Aybar, RHP Chris Ellis and cash considerations from the Los Angeles of Anaheim in exchange for SS Andrelton Simmons and C Jose Briceno on November 12, 2015.
- On Atlanta's seven-day injured list (concussion) from June 18 to June 25, 2019; included a rehabilitation assignment to Gwinnett (AAA).

COMPLETE RECORD

Year	Club	W-L	ERA	G	GS	CG	SHO	SV	IP	H	R	ER	HR	HB	BB	SO	WP	BK
2014	AZL Angels	0-0	3.00	2	2	0	0	0	3.0	3	1	1	1	0	1	3	0	0
	Burlington	0-1	6.94	4	4	0	0	0	11.2	13	9	9	1	0	5	15	3	0
2015	Burlington	1-0	1.83	7	7	0	0	0	34.1	25	9	7	1	1	19	45	2	0
	Inland	6-1	2.47	13	13	0	0	0	65.2	50	22	18	2	1	33	84	3	0
	Arkansas	2-2	2.75	7	7	0	0	0	36.0	22	12	11	2	1	24	39	1	0
2016	Mississippi	8-7	3.86	27	27	1	0	0	140.0	113	62	60	4	7	71	152	5	0
2017	Gwinnett	3-3	2.97	11	11	0	0	0	57.2	45	23	19	3	1	33	74	4	0
	Atlanta	4-9	4.32	19	19	0	0	0	100	100	51	48	10	6	57	108	3	0
2018	Atlanta	12-9	3.90	31	30	0	0	0	164.0	137	74	71	18	1	81	160	4	0
2019	Atlanta	6-3	3.16	55	4	0	0	1	68.1	61	28	24	8	3	29	65	4	0
	Gwinnett	2-1	2.18	4	3	0	0	0	20.2	14	5	5	1	0	5	20	1	0
2020	Atlanta	0-2	11.20	4	4	0	0	0	13.2	20	17	17	4	3	6	10	1	0
Minor Totals		22-15	3.17	75	74	1	0	0	369.0	285	143	130	15	11	191	432	19	0
Major Totals		22-23	4.16	109	57	0	0	1	346.0	318	170	160	40	13	173	343	12	0

Bold indicates led league

DIVISION SERIES RECORD

Year	Club, Opp	W-L	ERA	G	GS	CG	SHO	SV	IP	H	R	ER	HR	HP	BB	SO	WP	BK
2018	Atl. vs. LAD	0-0	1.93	2	1	0	0	0	4.2	2	2	1	0	0	3	2	0	0
2019	Atl. vs. Stl.	1-0	0.00	4	0	0	0	0	3.2	0	0	0	0	0	4	0	0	0
D.S. Totals		1-0	1.08	6	1	0	0	0	8.1	2	2	1	0	0	3	6	0	0

MAJOR LEAGUE FIELDING RECORD

Position	PCT	G	PO	A	E	TC	DP
Pitcher	.940	109	6	41	3	50	4

MAJOR LEAGUE BATTING RECORD

Year	Club	AVG	G	AB	R	H	2B	3B	HR	RBI	SH	SF	HP	BB	SO	SB	CS	E
2019	Atlanta	.000	52	8	0	0	0	0	0	0	0	0	0	0	7	0	0	1
Major Totals		.038	99	80	4	3	1	0	0	1	13	0	0	3	56	0	0	3

2020 STARTS BY POSITION

- 1B:** Freeman - 56, Adams - 2, Riley - 2
- 2B:** Albies - 28, Camargo - 21, Hechavarria - 10, Culberson - 1
- 3B:** Riley - 45, Camargo - 10, Hechavarria - 4, Sandoval - 1
- SS:** Swanson - 60
- LF:** Duvall - 31, Ozuna - 19, Markakis - 5, Riley - 4, Pache - 1
- CF:** Acuña Jr. - 30, Inciarte - 30
- RF:** Markakis - 26, Acuña Jr. - 16, Duvall - 16, Ozuna - 2
- C:** d'Arnaud - 33, Flowers - 22, Jackson - 3, Contreras - 2
- P:** Fried - 11, Wright - 8, Anderson - 6, Erlin - 5, Tomlin - 5, Toussaint - 5
Ynoa - 5, Newcomb - 4, Milone - 3, Soroka - 3, Wilson - 2, Davidson - 1
Foltynewicz - 1, Hamels - 1
- DH:** Ozuna - 39, Adams - 11, d'Arnaud - 6, Freeman - 2, Markakis - 2



MARCELL OZUNA

20

OUTFIELDER

Full Name: **Marcell Ozuna**

Bats: **Right**

Throws: **Right**

Height: **6-1**

Weight: **225**

DOB: **November 12, 1990**

Opening Day Age: **30**

Born: **Santo Domingo, DR**

Resides: **Santo Domingo, DR**

MLB Debut: **April 30, 2013**

MLB Service Time: **7.124**

Acquired: **Signed as a free agent, February 5, 2021**

Contract Status: **Signed through 2024**

2020

- **Awards:** All-MLB First Team (DH), Louisville Slugger Silver Slugger (DH), Edgar Martinez Outstanding Designated Hitter of the Year, *Baseball America* All-MLB Second Team (OF).
- **N.L. Ranks:** home runs (18, 1st), RBI (56, 1st), total bases (145, 1st), hits (77, 2nd), extra-base hits (32, T2nd), batting average (.338, 3rd), on-base % (.431, 3rd), slugging % (.636, 3rd), OPS (1.067, 3rd), AB/HR (12.67, 6th), walks (38, T6th) and fWAR (2.5, T10th).

▲ He posted single-season career bests in each of the three slash line categories – batting average, on-base percentage, slugging percentage.

▲ He was one of 15 players and three Braves to appear in at least 60 games in 2020... Starling Marte played in a majors-most 61 games after beginning the season with Arizona and finishing the campaign with Miami...Freddie Freeman and Dansby Swanson also played in 60 games.

- Ozuna led the N.L. with 15 home runs and 56 RBI, becoming the first Braves player to lead the league in either home runs or RBI since 2005, when Andruw Jones also paced the circuit in both...Jones hit a franchise-record 51 HR and had 128 RBI.

▲ He was the first N.L. player to lead the league in both of those since Miami's Giancarlo Stanton in 2017 (59 HR, 132 RBI).

▲ Extrapolated over a full 162-game season, Ozuna's totals paced to 49 home runs and 154 RBI.

CAREER HIGHS

Most Runs

4, 7/26/17, MIA at TEX

Most Hits

5, 9/11/20, ATL at WSH

Most Doubles

3, 5/1/15, MIA vs. PHI

Most Triples

1, 20x, 8/25/19, STL vs. COL

Most Home Runs

3, 9/1/20, ATL at BOS

Most RBI

6, 2x, last: 9/1/20, ATL at BOS

Most Walks

3, 4x, last: 7/30/20, ATL vs. TB

Most Stolen Bases

1, 26x, last: 8/15/19, STL at CIN

Longest Hitting Streak

16 games, 2x, last: 4/30-5/16/16

- Ozuna also finished third in the N.L. in batting average, 13 points off the lead of the Nationals' Juan Soto (.351)...He narrowly missed winning the batting triple crown, a feat that has not been accomplished by an N.L. player since St. Louis' Joe Medwick in 1937 (.374, 31 HR, 154 RBI).
- His 18 home runs traveled an average of a projected 429 feet, the farthest in the majors.

A The Braves hit 10 home runs over 450 feet in 2020, and Ozuna was responsible for four of them.

A His longest was a 469-foot home run off the Yankees' Gerrit Cole in Game 1 of a doubleheader on 8/26...That was the second longest homer of his career.

- He hit a single-game career-best three home runs on 9/1 at Boston, driving in six...He hit a two-run homer in the first inning, a solo shot in the seventh, and a three-run homer in the eighth.

A It was the 24th three-homer game by a Braves player in the franchise's modern era (since 1900), and the first since Matt Kemp on 4/29/17 at Milwaukee... Teammate Adam Duvall would record a three-homer effort in the Braves' next game, 9/2.

A Ozuna was the 15th player from a visiting team with a three-homer game at Fenway Park, and the first to ever do so from a National League club.

A His six RBI were the most by a Braves player in a single game since 2008, when Jeff Francoeur drove in seven on 4/12 at Washington (3-for-5, 2 HR).

A His second homer was the 1,000th hit of his career...Ozuna became the 60th Dominican-born player to reach that milestone, and one of 75 active major leaguers to have done so.

- His first home run with the Braves tied the game in the ninth inning on 7/25, driving a two-out, full-count pitch out to right-center field off the Mets' Edwin Díaz...Atlanta would go on to win the game, 5-3, in 10 innings.

A Ozuna became the first Braves player to hit a go-ahead or game-tying homer with the team down to its final strike since 9/7/13, when Andrelton Simmons drove a 2-2, ninth-inning pitch from Jonathan Papelbon out to left field with a runner aboard to tie the game at 5...The Braves eventually lost that game, 6-5.

A The last player whose first home run for the Braves came with the team behind and either tied the game or put Atlanta ahead in the ninth inning or later was Brian R. Hunter, who hit a two-run, game-tying home run in the 11th inning against Philadelphia on 6/5/91.

A The following day, 7/26, Ozuna would hit his 150th career home run, off New York's Corey Oswalt.

- His 56 RBI were the most by an Atlanta-era player (since 1966) in the first 60 games of a season, surpassing Andres Galarraga, who had 55 RBI in that period in 1998. The franchise's modern-era record is 57 by Wally Berger in 1935.

A Twenty-five of his RBI came with two outs, the most such RBI in the National League...Only New York-AL's Luke Voit had more (26)...Chicago-AL's Eloy Jiménez also had 25. Ozuna hit .333/.440/.619 (28-for-56) with two outs.

- Ozuna was a two-time National League Player of the Week.

A Received his first honor for the period of 8/31-9/6... Batted .464/.531/1.143 over seven games, going 13-for-28...His five homers tied for most in the majors, and his 13 RBI paced the league outright.

A Also won the award for the season-ending period of 9/21-27...Hit .500/.606/.923 (13-for-26) in seven games with three home runs, eight RBI and more walks (7) than strikeouts (4)...His .606 on-base percentage was the best in the N.L.

A San Diego's Manny Machado was the only other N.L. player to win multiple Player of the Week awards this season.

A Ozuna previously won three of these awards...Twice in 2017 with Miami, and once in 2018 with St. Louis.

- Ozuna hit a N.L.-best .394 (41-for-104) in September...His .488 on-base percentage (3rd) and .750 slugging percentage (3rd) in 26 games in the month both placed among N.L. leaders.

A Thirty-three of his RBI came in September, tying the Atlanta-era record for a calendar month...Freddie Freeman also had 33 last June...Freeman was second in the majors in RBI in September (32).

A Only three other Braves have reached the 30 RBI mark in a month since the franchise relocated to Atlanta in 1966 (Bob Horner, 32 in July '80; Mark Teixeira, 32 in August '07 and Dale Murphy, 30 in August '86).

A Ten of Ozuna's home runs came in the month...Only three other National Leaguers (Pete Alonso, Adam Duvall and AJ Pollock) reached double-figures in home runs in September.

- He had the best average exit velocity (93.0), hard-hit rate (54.4%), barrel rate (16.0%) and walk rate (14.2%) of his career.

- His hard-hit rate (batted balls with an exit velocity over 95 mph) was ninth best in the majors, while his average exit velocity tied for 10th best.
- Hit a 115.6 mph double off the Phillies' Zack Wheeler on August 28, the hardest hit by a Braves player this season...It was the fourth hardest by an Atlanta player in the Statcast era (since '15).
- Ozuna recorded his first career five-hit game on 9/11 at Washington...Went 5-for-6 with one walk, one run and four RBI.
 - It was the Braves' first five-hit game since OF Nick Markakis on 4/4/19 against the Cubs...Markakis went 5-for-5 with three doubles, five RBI and three runs scored.
 - There were five other five-hit games in the major leagues in 2020.

2020 POSTSEASON

- In 12 postseason games, batted .255/.283/.490 (13-for-51) with three doubles, three home runs, 11 RBI and eight runs scored.
 - His 11 RBI were the most on the team, and the third-most by a Braves player in a single postseason...Fred McGriff had 16 RBI in the 1996 postseason, while Brian Jordan had 13 in 1999.
 - Ozuna's 13 hits, six extra-base hits, 25 total bases and three home runs were each tied for the team lead.
 - He was the Braves' starting DH in each of their 12 postseason games.
- In Game 5 of the NLCS against Los Angeles, went 4-for-5 with one double, two home runs, four RBI and three runs scored.
 - His 11 total bases were a franchise single-game postseason record.
 - He also became the first player in Braves' history to have at least four hits and four RBI in a postseason game.
 - The last major leaguer to collect at least four hits and four RBI in a playoff game was Boston's Brock Holt in Game 3 of the 2018 ALDS against the Yankees...Holt hit for the cycle, going 4-for-6 with five RBI.
 - Ozuna's two home runs marked the eighth time a Braves player hit multiple home runs in a postseason game... Chipper Jones was the last to do so, with a pair of two-run home runs in Game 4 of the 2003 NLDS against the Cubs, a 6-4 Atlanta victory.
- David Justice was the only other player to have one of these games in the NLCS (Game 6 in '92 against Pittsburgh).
- Began the postseason by going hitless in his first eight at-bats with five strikeouts...That streak was snapped when he hit a two-run homer off Cincinnati's Raisel Iglesias in the eighth inning of Game 2 of the Wild Card Series.
 - He had multi-hit games in three of the next four games.

MAJOR LEAGUE NOTES

- **Awards:** N.L. All-Star (2x, 2016, '17), Louisville Slugger Silver Slugger (2x, 2017 – OF, 2020 – DH), Rawlings Gold Glove (2017; LF), All-MLB First Team (2020; DH), Edgar Martinez Outstanding Designated Hitter of the Year (2020), *Baseball America* All-MLB Second Team (2020; OF).
 - His first N.L. All-Star selection came in 2016, when he started in center field for the N.L....Went 1-for-2 with a RBI single... Was the N.L.'s starting left fielder the following season, 2017, playing in his home stadium of Marlins Park...He had 70 RBI before the break that season, tied for the most in MLB.
 - When he won his first career Silver Slugger in 2017, had a career-high 124 RBI, the third-most in baseball...It was the second-most RBI by a Marlins player in a single-season, trailing Giancarlo Stanton's 132, also in 2017...Ozuna also had career-best totals that season in games played (159), home runs (37), doubles (30), walks (64) and runs scored (93).
 - He also earned a Rawlings Gold Glove in 2017...Was the N.L. recipient for left fielders...Led all players at his position in putouts (305) and fielding percentage (.984), while ranking second in outfield assists (10).
- He has played 991 games in his eight-year major-league career, hitting .276/.335/.466 (1,040-for-3,764) with 176 doubles, 20 triples, 166 home runs and 594 RBI.
 - He has played for three teams...Spent his first five full major-league seasons with Miami, the organization he came up with after signing as a non-drafted free agent in 2008...Got traded to St. Louis following the 2017 season and played two seasons with the Cardinals before signing with Atlanta prior to 2020.
- Over each of the last four non-truncated seasons, has at least 20 home runs and 75 RBI.

• *A* This stretch began with a 23-homer season in 2016, a total he matched in 2018...Hit a career-best 37 homers in 2017 and added 29 in 2019.

• *A* Ten of his homers in 2019 came in April, the most he has hit in any calendar month of his career...That total was tied with Los Angeles' Cody Bellinger and Milwaukee's Christian Yelich for the most in the N.L. that month.

• *A* Hit his first career homer on 5/4/13 at Philadelphia, off former teammate Cole Hamels.

- Since making his major-league debut in April 2013, his 594 RBI are second most in the N.L. among primary outfielders...Bryce Harper has 609 in that time...Only four other major league outfielders have more: Nelson Cruz (739), Mike Trout (699), J.D. Martinez (648) and Justin Upton (596).

• *A* His first of two career six-RBI games came on 4/11/17 against Atlanta...Went 2-for-2 with two home runs... Since RBI became an official statistic, became only the ninth player to drive in at least six runs with two-or-fewer official at-bats in a game, and the first to do since San Diego's Bret Boone, who also went 2-for-2 with six RBI, against Houston on 6/10/2000.

• *A* Recorded his 500th career RBI on 6/1/19 against Chicago-NL, scoring RH Jack Flaherty on a third-inning single.

- In 21 career postseason games, has hit .284/.315/.534 (25-for-88) with seven doubles, five home runs and 16 RBI.

• *A* His only other postseason experience aside from 2020 with Atlanta, came in 2019 with St. Louis.

• *A* In that season, was the Cardinals' starting left fielder in all nine of their playoff games...In the five-game Division Series against the Braves, went 9-for-21 (.429) with a 1.335 OPS...His nine hits were tied for the most by a St. Louis player in a Division Series...Paul Goldschmidt also had nine hits in that series, while Fernando Vina first set the mark in 2002.

• *A* Had multiple hits in each of the first four games of that DS vs. the Braves, becoming the first Cardinals player to begin his postseason career with four consecutive multi-hit games since Jim Edmonds in 2000.

• *A* Hit two home runs in Game 4 of the 2019 NLDS, the seventh Cardinals player to hit multiple home runs in a postseason game, and the first since Carlos Beltran in Game 2 of the 2012 NLDS against Washington.

- Has five career game-ending hits, the most recent of which was his only walk-off home run... Hit a solo shot off Colorado LH Jake McGee in the 10th inning on 7/30/18...St. Louis won, 5-4.

• *A* Two of his other game-ending hits were doubles (8/4/14 vs. Arizona, 10th inning and 5/1/15 vs. Philadelphia, 9th inning).

• *A* Also has a walk-off single on 6/19/17, off Washington's Enny Romero, and a game-ending sacrifice fly on 5/7/14, off New York-NL's Kyle Farnsworth.

- He was Miami's nominee for the 2016 MLBPA Heart and Hustle Award...The award honors active players who demonstrate a passion for the game of baseball and best embody the values, spirit and traditions of the game...The award is voted on by former players...Chicago-AL's Todd Frazier was the winner.

- Has been on the injured list three times in his major-league career...Most recently, missed 28 games in 2019 with fractured fingers on his right hand...Suffered the injury sliding back into first base on a pick-off attempt by San Diego's Eric Lauer on 6/28.

• *A* Also missed a week and a half in 2018 with shoulder inflammation, and the final two months of his 2013 rookie season with a torn left thumb.

MINOR LEAGUE NOTES

- Named a Florida State League Mid- and Post-Season All-Star with Single-A Jupiter in **2012** after leading the league in home runs (89) and RBI (95).
 - *A* Also earned a Rawlings Minor League Gold Glove award for right field that season...Had a .988 fielding percentage (3 errors/257 total chances).
- Helped Single-A Greensboro win the **2011** South Atlantic League Championship...Batted .353 with three home runs, 10 RBI and eight runs scored in seven playoff games...Led all playoff participants in home runs, RBI and runs.
- Tabbed a New York-Penn League Mid-Season All-Star with short-season Jamestown in **2010**... Paced that circuit in home runs (21) and RBI (60).

PERSONAL

- Cousin of former major-league infielder Pablo Ozuna, who played in parts of seven seasons between Florida (2000, 2002), Colorado (2003), Chicago-AL (2005-08) and Los Angeles-NL (2008).
- He and his wife, Genesis, have three children, Yolgiessy, Dalnny, and Genssy.

TRANSACTIONS

- Signed by the Florida Marlins as a non-drafted free agent on February 15, 2008...Signed by Albert Gonzalez and Sandy Nin.
- On Miami's disabled list (torn left thumb ligament) from July 23 to the end of the 2013 season... Transferred to the 60-Day IL on August 19.
- Acquired by the St. Louis Cardinals from the Miami Marlins in exchange for RHP Sandy Alcantara, OF Magneuris Sierra, RHP Zac Gallen and LHP Daniel Castano on December 14, 2017.
- On St. Louis' disabled list (right shoulder inflammation) from August 22 to September 1, 2018.
- On St. Louis' injured list (fractured fingers on his right hand) from June 29 to August 3, 2019; included a rehabilitation assignment with Memphis (AAA).
- Signed by the Atlanta Braves to a one-year contract on January 21, 2020.
- Signed by the Atlanta Braves to a four-year contract with a club option for 2025 on February 5, 2021.

BBWAA BRAVE OF THE YEAR AWARD WINNERS

The Brave of the Year Award is chosen annually by a vote of the Atlanta chapter of the BBWAA.

1966Felipe Alou	1983Dale Murphy	2003 Gary Sheffield
1967 Hank Aaron	1984Dale Murphy	2004J.D. Drew
1968Felipe Alou	1985Dale Murphy	2005Andruw Jones
1969 Hank Aaron	1986 Ken Oberkfell	2006 Brian McCann
1970 Rico Carty	1987Dale Murphy	2007 Chipper Jones
1971 Hank Aaron	1988 Gerald Perry	2008 Chipper Jones
1972 Dusty Baker	1989 Lonnie Smith	2009 Javier Vazquez
1973 Hank Aaron	1990 Ron Gant	2010 Tim Hudson
 Darrell Evans	1991 Terry Pendleton	2011 Craig Kimbrel
 Dave Johnson	1992 Terry Pendleton	2012 Craig Kimbrel
1974 Ralph Garr	1993 David Justice	2013 Freddie Freeman
 Phil Niekro	1994 Greg Maddux	2014 Justin Upton
1975 Carl Morton	1995 Greg Maddux	2015 A.J. Pierzynski
1976 Willie Montanez	1996 John Smoltz	2016 Freddie Freeman
1977 Jeff Burroughs	1997 Denny Neagle	2017 Freddie Freeman
1978 Phil Niekro	1998 Tom Glavine	2018 Ronald Acuña Jr.
1979 Phil Niekro	1999 Chipper Jones	2019 Freddie Freeman
1980 Dale Murphy	2000 Tom Glavine	2020 Freddie Freeman
1981 Rick Camp	2001 Chipper Jones		
1982 Dale Murphy	2002 John Smoltz		

COMPLETE RECORD

Year	Club	AVG	G	AB	R	H	2B	3B	HR	RBI	SH	SF	HP	BB	SO	SB-CS	OBP	SLG	E
2008	DSL Marlins	.279	63	233	33	65	14	0	6	43	0	7	0	23	61	8-1	.335	.416	4
2009	GCL Marlins	.313	55	214	32	67	22	0	5	39	0	5	3	22	52	4-2	.377	.486	4
2010	Greensboro	.160	6	25	3	4	0	0	1	2	0	0	0	2	10	0-0	.222	.280	1
	Jamestown	.267	68	270	53	72	11	2	21	60	0	3	3	17	94	3-1	.314	.556	3
2011	Greensboro	.266	131	496	87	132	28	5	23	71	6	2	2	46	121	17-2	.330	.482	10
2012	Jupiter	.266	129	489	89	130	27	2	24	95	0	3	3	44	116	8-3	.328	.476	4
2013	Jupiter	.267	4	15	1	4	1	0	0	1	0	0	0	0	4	1-0	.267	.333	0
	Jacksonville	.333	10	42	6	14	3	1	5	15	0	1	1	3	9	1-0	.383	.810	0
	Miami	.265	70	275	31	73	17	4	3	32	1	0	2	13	57	5-1	.303	.389	2
2014	Miami	.269	153	565	72	152	26	5	23	85	0	5	1	41	164	3-1	.317	.455	5
2015	Miami	.259	123	459	47	119	27	0	10	44	0	2	3	30	110	2-3	.308	.383	1
	New Orleans	.317	33	120	21	38	12	1	5	11	0	0	1	11	23	1-0	.379	.558	2
2016	Miami	.266	148	557	75	148	23	6	23	76	0	4	4	43	115	0-3	.321	.452	5
2017	Miami	.312	159	613	93	191	30	2	37	124	0	2	0	64	144	1-3	.376	.548	5
2018	St. Louis	.280	148	582	69	163	16	2	23	88	0	4	3	38	110	3-0	.325	.433	8
2019	St. Louis	.241	130	485	80	117	23	1	29	89	0	1	1	62	114	12-2	.328	.472	8
	Memphis	.444	3	9	3	4	1	0	1	6	0	0	1	2	0	0-0	.583	.889	0
2020	Atlanta	.338	60	228	38	77	14	0	18	56	0	1	0	38	60	0-0	.431	.636	2
Minor Totals		.277	502	1913	328	530	119	11	91	343	6	21	14	170	490	43-9	.337	.493	28
Major Totals		.276	991	3764	505	1040	176	20	166	594	1	19	14	329	874	26-13	.335	.466	28

WILD CARD RECORD

Year	Club, Opp.	AVG	G	AB	R	H	2B	3B	HR	RBI	SH	SF	HP	BB	SO	SB	CS	E
2020	Atl. vs. Cin.	.111	2	9	1	1	0	0	1	2	0	0	0	0	5	0	0	0

DIVISION SERIES RECORD

Year	Club, Opp.	AVG	G	AB	R	H	2B	3B	HR	RBI	SH	SF	HP	BB	SO	SB	CS	E
2019	Stl. vs. Atl.	.429	5	21	6	9	3	0	2	5	0	0	1	1	5	0	0	0
2020	Atl. vs. Mia.	.308	3	13	3	4	1	0	0	3	0	0	0	0	5	0	0	0
D.S. Totals		.382	8	34	9	13	4	0	2	8	0	0	1	1	10	0	0	0

CHAMPIONSHIP SERIES RECORD

Year	Club, Opp.	AVG	G	AB	R	H	2B	3B	HR	RBI	SH	SF	HP	BB	SO	SB	CS	E
2019	Stl. vs. Wsh.	.188	4	16	0	3	1	0	0	0	0	0	0	0	8	0	0	0
2020	Atl. vs. LAD	.276	7	29	4	8	2	0	2	6	0	0	0	2	4	0	0	0
C.S. Totals		.244	11	45	4	11	3	0	2	6	0	0	0	2	12	0	0	0

ALL-STAR GAME RECORD

Year	Club, Site	AVG	G	AB	R	H	2B	3B	HR	RBI	SH	SF	HP	BB	SO	SB	CS	E
2016	N.L., SD	.500	1	2	0	1	0	0	0	1	0	0	0	0	1	0	0	0
2017	N.L., MIA	.000	1	2	0	0	0	0	0	0	0	0	0	0	1	0	0	0
All-Star Totals		.250	2	4	0	1	0	0	0	1	0	0	0	0	2	0	0	0

MAJOR LEAGUE FIELDING RECORD

Position	PCT	G	PO	A	E	TC	DP
Left Field	.984	469	835	22	14	871	5
Center Field	.988	410	923	21	11	955	2
Right Field	.980	67	139	8	3	150	2



CRISTIAN PACHE

25

OUTFIELDER

Full Name: **Cristian Rafael Pache**

Bats: **Right**

Throws: **Right**

Height: **6-2**

Weight: **215**

DOB: **November 19, 1998**

Opening Day Age: **22**

Born: **Santo Domingo Centro, DR**

Resides: **Santo Domingo, DR**

MLB Debut: **August 21, 2020**

MLB Service Time: **0.022**

Acquired: **Signed as a non-drafted free agent, July 3, 2015**

Contract Status: **Signed through 2021**



**MLB.COM'S 2021
TOP 100 PROSPECTS LIST**

12

**MLB.COM'S 2021
TOP TOOLS**

**BEST DEFENSIVE
PLAYER**



2020

- Made his major-league debut with a two-game stint in Atlanta in August...Spent the rest of the season at the club's alternate training site.
 - A* In his first career game, 8/21 vs. Philadelphia, got the start in left field and hit ninth...Went 1-for-4, singling off LH Cole Irvin.
 - A* Came on as a defensive replacement, also in left field, in his second game... In his minor-league career, played just 22 games in left field, his fewest of any position he has played...Spent the majority of his time in center field (370 games, 362 starts) and also played right field (31 games, 30 starts).
- Entered the season ranked by MLB.com as the Braves' No. 1 prospect...Was the No. 14 prospect overall, including the fourth-best outfielder, trailing A.L. Rookie of the Year runner-up Luis Robert, the Angels' Jo Adell and Mariners' Jarrod Kelenic.
- Named by *Baseball America* as the "Best Baserunner", the "Best Defensive Outfielder" and as having the "Best Outfield Arm" in the Braves organization.

CAREER HIGHS

Most Runs

None

Most Hits

1, 8/21/20, ATL vs. PHI

Most Doubles

None

Most Triples

None

Most Home Runs

None

Most RBI

None

Most Walks

None

Most Stolen Bases

None

Longest Hitting Streak

1 game, 8/21/20

2020 POSTSEASON

- Made each of the Braves' three postseason rosters and appeared in all 12 games...Hit .182/.280/.364 (4-for-22) with one double, one home run, four RBI and four runs scored.
 - A* Started six games, Games 2-7 of the NLCS, all in centerfield...OF Adam Duvall suffered a strained left oblique during the middle of an at-bat in Game 1.

⚡ Pache replaced him in Game 1, marking his first career postseason plate appearance...Came on with a 1-2 count and worked a walk.

⚡ Appeared as a pinch runner or defensive replacement in the first five games.

- Started Game 2 of the NLCS at 21 years, 329 days old, becoming the youngest player to start in center field in the League Championship Series or World Series since fellow Braves OF Andruw Jones in 1998.

- Drove in one run in each of his first four career postseason starts, Games 2-6 of the NLCS, becoming just the second player in baseball history, his age or younger, to record an RBI in four straight postseason games...Current Washington OF Juan Soto also drove in one run in four straight in the 2019 World Series, Games 4-7...Soto's stretch began with his 14th career postseason game.

⚡ His first RBI was a run-scoring double in Game 2, the first RBI of his career, regardless of game...Since RBI were officially recorded in 1920, he is the first position player in Braves history to record an RBI in the postseason before doing so in the regular season...Pitcher Jorge Sosa did so for Atlanta in Game 3 of the 2005 NLDS...No player in the majors had done that since Houston's Lance McCullers in Game 7 of the 2017 World Series, and no position player had done so since Colorado's Seth Smith in Game 4 of the 2007 NLCS.

⚡ With the RBI, became just the eighth center fielder his age or younger to drive in at least one run in any postseason game, joining, among others, Hall-of-Famers Joe DiMaggio, Willie Mays and Mickey Mantle.

⚡ Hit his first career homer in Game 3... Also became the first player in franchise history to homer in the postseason before doing so in the regular season...Only six others in baseball history have done that, including most recently by Philadelphia's Joe Blanton in Game 4 of the 2008 World Series...Only two other non-pitchers are on this list.

⚡ At 21 years, 330 days, was the fourth-youngest Braves player to homer in the postseason...Andruw Jones did so three times at this age or younger and Ronald Acuña Jr. and Brian McCann each did so twice.

⚡ Also became just the fifth-youngest center fielder to homer in the playoffs, with only Acuña Jr., A. Jones, Mantle and Bryce Harper younger.

MINOR LEAGUE NOTES

- In his most recent minor-league season, **2019**, split the campaign between Double-A Mississippi and Triple-A Gwinnett, setting single-season career highs in games played (130), home runs (12), RBI (61), runs scored (63), doubles (36), triples (9) and walks (43)...His nine triples were tied for the most in the Braves farm system, while he ranked second in doubles and extra-base hits (57) and fourth in hits (135) and total bases (225).

⚡ Earned Southern League Mid- and Post-Season All-Star honors after compiling an .815 OPS (.278/.340/.474) in 104 games...Named by the organization as the M-Braves' co-Player of the Year with OF Drew Waters.

⚡ Also tabbed as Mississippi's Player of the Month for May, and again for June...Had seven home runs and 24 RBI with a .991 OPS in 26 games in June.

⚡ Selected to the SiriusXM All-Star Futures Game at Progressive Field in Cleveland... Started in center field for the N.L. squad and led off...Went 0-for-4.

- Was a Florida State League Mid-Season All-Star with High-A Florida in **2018**...At 19, was the second-youngest player in the FSL on Opening Day...Promoted to Double-A in August...Was the youngest player in the Southern League upon his arrival.

⚡ Hit his first professional homer on 4/26 with Florida...Did not homer in his first two minor-league seasons, a total of 176 games.

⚡ Received a non-roster invitation to Spring Training that season...Hit two home runs in the "Braves vs. Future Stars" game at Truist Park on 3/27.

⚡ Played in the Arizona Fall League following the season...Hit .279 (24-for-86) with nine RBI in 20 games for the Peoria Javelinas...Named to the Rising Stars and All-Prospect Teams.

- Named a South Atlantic League Mid-Season All-Star in **2017** with Single-A Rome...Also earned the club's Player of the Year honors from the organization...Led the team in games (119), runs (60), hits (132), triples (8) and stolen bases (32)... Hit .281.

AMATEUR

- Tabbed by *Baseball America* as the No. 21 international prospect at the time of his signing.

TRANSACTIONS

- Signed by the Atlanta Braves as a non-drafted free agent on July 3, 2015...Signed by Matias Laureano.



FRONT OFFICE

MANAGER & STAFF

CRISTIAN PACHE

SEASON IN REVIEW

PLAYER DEVELOPMENT

BRAVES HISTORY

OPPONENTS

MISCELLANEOUS

COMPLETE RECORD

Year	Club	AVG	G	AB	R	H	2B	3B	HR	RBI	SH	SF	HP	BB	SO	SB-CS	OBP	SLG	E
2016	GCL Braves	.283	27	106	16	30	2	4	0	11	0	1	1	6	11	7-3	.325	.377	2
	Danville	.333	30	114	12	38	2	3	0	10	1	0	0	7	13	4-2	.372	.404	4
2017	Rome	.281	119	469	60	132	13	8	0	42	4	2	0	39	104	32-14	.335	.343	6
2018	Florida	.285	93	369	46	105	20	5	8	40	0	2	0	15	69	7-6	.311	.431	5
	Mississippi	.260	29	104	10	27	3	1	1	7	0	0	0	5	28	0-2	.294	.337	0
2019	Mississippi	.278	104	392	50	109	28	8	11	53	1	2	4	34	104	8-11	.340	.474	18
	Gwinnett	.274	26	95	13	26	8	1	1	8	1	0	0	9	18	0-0	.337	.411	1
2020	Atlanta	.250	2	4	0	1	0	0	0	0	0	0	0	2	0-0	.250	.250	0	
Minor Totals		.283	428	1649	207	467	76	30	21	171	7	7	5	115	347	58-38	.331	.404	36
Major Totals		.250	2	4	0	1	0	0	0	0	0	0	0	0	2	0-0	.250	.250	0

WILD CARD RECORD

Year	Club, Opp.	AVG	G	AB	R	H	2B	3B	HR	RBI	SH	SF	HP	BB	SO	SB	CS	E
2020	Atl. vs. Cin.	--	2	0	1	0	0	0	0	0	0	0	0	0	0	0	0	0

DIVISION SERIES RECORD

Year	Club, Opp.	AVG	G	AB	R	H	2B	3B	HR	RBI	SH	SF	HP	BB	SO	SB	CS	E
2020	Atl. vs. Mia.	--	3	0	0	0	0	0	0	0	0	0	0	0	0	0	0	0

CHAMPIONSHIP SERIES RECORD

Year	Club, Opp.	AVG	G	AB	R	H	2B	3B	HR	RBI	SH	SF	HP	BB	SO	SB	CS	E
2020	Atl vs. LAD	.182	7	22	3	4	1	0	1	4	0	0	0	3	4	0	0	0

MAJOR LEAGUE FIELDING RECORD

Position	PCT	G	PO	A	E	TC	DP
Left Field	1.000	2	3	0	0	3	0

**NON-ROSTER INVITEE**

PHILIP PFEIFER

67

LEFT-HANDED PITCHER

Full Name: **Philip James Pfeifer**Bats: **Left**Throws: **Left**Height: **6-0**Weight: **200**DOB: **July 15, 1992**Opening Day Age: **28**Born: **Knoxville, TN**Resides: **Knoxville, TN**MLB Debut: **None**MLB Service Time: **1.000**Acquired: **Trade with Los Angeles-NL, June 30, 2016**Contract Status: **Signed through 2021**

2020

- Recalled on 7/21 and placed on the 45-day injured list with a left elbow bone contusion, ending his season.
- Made a team-most seven relief appearances in the spring, allowing only one run, earned, in 7.1 innings...Struck out 10 and walked two.
- Ended the season ranked by MLB.com as Atlanta's No. 26 prospect.

2019

- Pitched across three levels of Atlanta's minor league system, combining to go 6-8 with a 2.97 ERA (44 ER/133.1 IP) in 30 games (18 starts) between High-A Florida, Double-A Mississippi and Triple-A Gwinnett.
- Opened the year in Mississippi's bullpen, and went 1-1 with a 4.91 ERA (6 ER/11.0 IP) in seven games. Was moved to Florida and pitched most of the remainder of the year in the rotation.
 - On the season, went 3-7 with a 2.70 ERA (32 ER/106.2 IP) in 18 starts, and 3-1 with a 4.05 ERA (12 ER/26.2 IP) in 12 relief appearances.
- Struck out 17 batters on 7/18 vs. Palm Beach, tied for the most in a single game in the minors on the season...Tossed 8.0 scoreless innings and allowed just three hits.
 - Tied Cincinnati's Randy Wynne, who struck out 17 for rookie-level Greeneville on 8/20.
- Fanned 159 batters on the season, second most among Atlanta farmhands...Only Ian Anderson (172) had more.
 - Ranked fourth among Atlanta prospects with 133.1 innings pitched on the season.
- Atlanta added him to the 40-man roster on 11/19.

2018

- Split his second consecutive season between Triple-A Gwinnett and Double-A Mississippi, posting a 2-3 record and a 5.73 ERA (35 ER/55.0 IP) in 39 games between the two clubs...Made one start.

2017

- Played his first full season in the Atlanta organization between Mississippi and Gwinnett, combining to go 1-5 with a 3.49 ERA (23 ER/59.1 IP) and 77 strikeouts.
- Ranked in the Top 10 among Atlanta prospects (min. 60.0 IP) in strikeouts per 9.0 innings (3rd, 11.7) and saves (T9th, 4).
- Pitched to a 7.36 ERA over his first 12 outings before posting a 1.76 ERA with 45 strikeouts and a .176 opponents' batting average over his final 29 appearances.

2016

- Split his second pro campaign between four teams and a pair of organizations, combining to go 4-1 with a 3.02 ERA (16 ER/47.2 IP) and 60 strikeouts between Great Lakes (A) and Rancho Cucamonga (A+) of the Dodgers system and Carolina (A+) and Mississippi (AA) of the Braves.
- Fanned 60 batters over 47.2 innings, striking out 11.3 hitters per 9.0 frames.

2015

- Appeared in one game after being drafted by Los Angeles (NL) in the third round of the 2015 First-Year Player Draft.

TRANSACTIONS

- Selected by the Los Angeles Dodgers in the third round (101st overall) of the 2015 First-Year Player Draft...Signed by Marty Lamb.
- Acquired by the Atlanta Braves along with RHP Caleb Dirks from the Los Angeles Dodgers in exchange for RHP Bud Norris, OF Dian Toscano, a player to be named later (RHP Alex Grosser) and cash considerations on June 30, 2016.

- On Atlanta's 45-day injured list (left elbow bone contusion) from July 21 to the end of the 2020 season.

COMPLETE RECORD

Year	Club	W-L	ERA	G	GS	CG	SHO	SV	IP	H	R	ER	HR	HB	BB	SO	WP	BK
2015	Ogden	0-0	0.00	1	1	0	0	0	1.2	1	0	0	0	0	3	2	1	0
2016	Great Lakes	1-0	0.00	3	0	0	0	0	6.0	2	1	0	0	0	1	9	0	0
	Ra. Cucamonga	2-1	3.33	14	0	0	0	0	24.1	21	9	9	1	4	17	33	4	0
	Carolina	0-0	2.57	6	0	0	0	2	7.0	3	2	2	0	0	4	10	2	0
	Mississippi	1-0	4.35	11	0	0	0	0	10.1	9	6	5	0	0	6	8	3	0
2017	Mississippi	1-3	3.45	30	0	0	0	3	44.1	37	18	17	2	1	33	68	5	0
	Gwinnett	0-2	3.60	11	1	0	0	1	15.0	10	6	6	0	1	9	9	2	0
2018	Gwinnett	2-3	6.86	29	1	0	0	0	40.2	39	38	31	1	8	29	37	9	0
	Mississippi	0-0	2.51	10	0	0	0	0	14.1	9	7	4	1	1	11	15	0	0
2019	Mississippi	1-2	2.38	11	4	0	0	0	34.0	25	12	9	2	1	16	36	3	0
	Florida	4-6	3.23	16	14	1	0	0	92.0	81	37	33	7	2	23	110	12	1
	Gwinnett	1-0	2.45	3	0	0	0	0	7.1	7	2	2	1	0	3	13	3	0
Minor Totals		13-17	3.58	145	21	1	0	6	297.0	244	138	118	15	18	155	350	44	1

2020 INJURED AND INACTIVE LIST

Player	Injury	IL Length	Date on	Date off	Games Missed
Ronald Acuña Jr., OF	Left wrist inflammation	10-day	8/15 (retro to 8/12)	8/25	9
Matt Adams, INF	Left hamstring strain	10-day	8/5	8/17	11
Ozzie Albies, INF	Bone contusion on right wrist	10-day	8/5	9/9	30
Travis d'Arnaud, C	--	--	7/24	7/29	5
Tyler Flowers, C	--	--	7/24	7/29	5
Max Fried, LHP	Muscle spasm in lumbar spine	10-day	9/8 (retro to 9/6)	9/17	11
Cole Hamels, LHP	Triceps tendinitis	45-day	7/23	9/16	49
Cole Hamels, LHP	Left shoulder strain	45-day	9/21 (retro to 9/18)	--	10
Nick Markakis, OF	--	--	8/18	8/25	4
Chris Martin, RHP	Esophageal constriction	10-day	8/7 (retro to 8/6)	8/20	11
Tommy Milone, LHP	Left elbow inflammation	10-day	9/10	--	17
Philip Pfeifer, LHP	Left elbow bone contusion	45-day	7/20	--	60
Will Smith, LHP	--	--	7/3	8/6	13
Mike Soroka, RHP	Torn achilles tendon	45-day	8/3	--	47
Jeremy Walker, RHP	Right shoulder impingement	45-day	6/26	---	60
Jacob Webb, RHP	Right shoulder sprain	45-day	7/20	9/8	39



AUSTIN RILEY

27

INFIELDER

Full Name: **Michael Austin Riley**

Bats: **Right**

Throws: **Right**

Height: **6-3**

Weight: **240**

DOB: **April 2, 1997**

Opening Day Age: **23**

Born: **Memphis, TN**

Resides: **Hernando, MS**

MLB Debut: **May 15, 2019**

MLB Service Time: **1.138**

Acquired: **Braves' Competitive Balance A pick (41st overall) in 2015**

Contract Status: **Signed through 2021**

2020

- In his second major-league season, played in 51 games and hit .239/.301/.415 (45-for-188) with seven doubles, eight home runs, 27 RBI and 24 runs scored.
 - Started all 51 games, 45 of which were at third base...Also made starts in left field (4) and first base (2).
- Hit eight home runs, reaching the 20-homer and 25-homer milestones of his career.
 - Hit his 20th home run on 8/4 off Toronto's Matt Shoemaker, and hit his 25th career homer in Game 2 of a doubleheader on 9/4 vs. Washington, off Will Crowe.
 - For both milestones, was the fourth quickest player by games played in franchise history to reach that total, trailing Wally Berger, Ronald Acuña Jr. and Bob Horner.
- His eight home runs traveled an average of a projected 424 feet, the third farthest in the majors, trailing Marcell Ozuna (429 ft.) and Seattle's Ty France (425 ft.)...France hit just four home runs.
 - Two of his homers went over 450 feet... One was 471 feet, off the Nationals' Will Crowe on 9/4[2], the third longest by a Braves player in 2020.
 - The other, off the Mets' Corey Oswalt on 7/26, went 458 feet and caromed off Citi's Field third deck.
- Only one of Riley's homers came on a fastball... Hit .281/.328/.632 (16-for-57) off breaking pitches (sliders and curves)...In 2019, his rookie season, hit .195 against these pitches and struck out in 38 of his 86 plate appearances (41.9%).

CAREER HIGHS

Most Runs

5, 9/9/20, ATL vs. MIA

Most Hits

3, 4x, last: 6/12/19, ATL vs. PIT

Most Doubles

1, 18x, last: 9/21/20, ATL vs. MIA

Most Triples

1, 2x, last: 8/31/20, ATL at BOS

Most Home Runs

1, 26x, last: 9/18/20, ATL at NYM

Most RBI

4, 5/29/19, ATL vs. WSH

Most Walks

2, 5x, last: 9/25/20, ATL vs. BOS

Most Stolen Bases

None

Longest Hitting Streak

9 games, 8/26-9/4/20

- Over half (15) of his 27 RBI came with two outs...In those situations, had a .446 slugging percentage (2 2B, 4 HR).
- Struck out in just 23.8% of his plate appearances, better than the 36.4% strikeout rate he had in 2019.
 - His 32.4% chase rate and 30.1% whiff rate were both considerably lower than the totals he had in 2019 (37.7% chase rate and 38.7% whiff rate).

- Scored a single-game career-high five runs on 9/9 against the Marlins...Reached base safely four times (2 H, 2 BB).
 - ✎ Is one of just six Atlanta-era players (since 1966) to score that many runs in a game, joining Adam Duvall and Dansby Swanson, who also did so in that game.
 - ✎ Chipper Jones, twice, Kenny Lofton and Lonnie Smith are the others.
- On 8/30 at Philadelphia, hit a double and a home run in a 10-run second inning...Became the first Braves player with multiple extra-base hits in a single inning since Jeff Blauser on 6/22/97, also at Philadelphia.
- His only triple of the season, and second of his career, broke a 2-2 tie and drove in three on 8/31 at Boston...It was Atlanta's first bases-loaded triple since Mallex Smith cleared the bags on 5/30/16 vs. the Giants.

2020 POSTSEASON

- Started all 12 of Atlanta's playoff games, and hit .178/.245/.244 (8-for-45) with one home run, four RBI and four runs scored.
 - ✎ Started 10 games at third base and two in left field.
 - ✎ Did not make the Braves postseason roster in 2019.
- His first career postseason homer broke a tie in the ninth inning of Game 1 of the NLCS, an eventual 5-1 Atlanta win.
 - ✎ At 23 years, 193 days old, became the fourth youngest player with a go-ahead homer in the ninth inning or later of a postseason game, joining PHI's Jimmie Foxx (Game 5, '30 WS), StL's Tim McCarver (Game 5, '64 WS) and ATL's Chipper Jones (Game 1, '95 DS).
 - ✎ Hitting from the No. 9 spot, became the fifth player in postseason history to hit a go-ahead homer in the ninth inning from that spot in the batting order, joining NYM's Lenny Dykstra (Game 3, '86 LCS), LAD's Kirk Gibson (Game 1, '88 WS), TOR's Ed Sprague (Game 2, '92 WS) and NYY's Alfonso Soriano (Game 4, '01 LCS).
 - ✎ It was the sixth homer in franchise history that gave the Braves a lead in the ninth inning or later of a postseason game, joining Eddie Mathews (Game 4, '57 WS), Chipper Jones (Game 1, '95 DS), Javy López (Game 1, '96 DS), Rafael Furcal (Game 2, '04 DS) and Rick Ankiel (Game 2, '10 DS).
- ✎ 2B Ozzie Albies would later hit a two-run homer to cap the four-run frame...Riley and Albies (23 years, 279 days) are the first pair of teammates age 23 or younger to hit a home run in the same inning in postseason history.

MAJOR LEAGUE NOTES

- Has played in each of the last two seasons with Atlanta, his only major-league experience.
 - ✎ Has batted .232/.288/.448 (107-for-462) with 18 doubles, 26 home runs, 76 RBI and 65 runs scored.
- Primarily played left field in his rookie season, 2019, and third base in his second season, 2020, his first full major-league season.
 - ✎ In total, has made 62 career starts in left field, 49 at third base, five at first base and two in right field.
- Has a career .910 OPS against left-handed pitching, slashing .255/.325/.585 (27-for-106)... Has nine homers in just 106 at-bats, an average of one home run every 11.78 at-bats.
 - ✎ Against right-handed pitching, has a .684 OPS, hitting .225/.277/.407 (80-for-356)... Has 17 homers in 356 at-bats, an average of one home run every 20.94 at-bats.
- **Awards:** N.L. Rookie of the Month (5/19).
 - ✎ Batted .356/.397/.746 (21-for-59) with seven home runs and 20 RBI in 15 games...Is the only Braves player in history to hit seven homers and drive in 20 in his first 15 career games.
 - ✎ Spent the first half of the month in the minor leagues...Did not debut until 5/15.
- At the time of his major-league debut, was ranked by *Baseball America* as the No. 1 prospect in the organization...Homered in his second career plate appearance, on 5/15, off St. Louis' Michael Wacha, becoming the eighth player in Atlanta history (since 1966) to homer in his major-league debut...Evan Gattis was the last to do so, on 4/3/13, off Hall-of-Famer Roy Halladay.
 - ✎ Had his contract selected earlier that day after OF Ender Inciarte went on the injured list with a lumbar strain.
- Is the quickest player to double-digit home runs, by games played, in the modern era (since 1900) of franchise history...Hit his 10 career homer in his 26th career game...OF Wally Berger held the old record, hitting his 10th homer in his 29th game in 1930.

Also is the fastest Braves player in the modern era to five career home runs (9 games)...At the time, only eight other major leaguers had hit at least five homers in their first nine games...The only other 22-year-old to accomplish the feat was Toronto's Carlos Delgado (1993-94).

His seventh home run was a grand slam on 5/29, off Washington's Kyle McGowin, in his 14th career game...Became the second player in Atlanta franchise history (since 1966) to hit that type of homer within in his first 14 career games, joining Marcus Giles, who accomplished the feat in 2005.

- Recorded his 25th career RBI in the 18th game of his career...Since RBI became an official statistic in 1920, Riley was the second fastest player to 25 RBI, by games played, in major-league history... Only the Cubs' Mandy Brooks in 1925 reached the mark quicker, recording his 25th RBI in his 17th career game.
- Hit 16 home runs by the All-Star break, in just 49 games...That tied Ryan Klesko (1994) for the most homers by a Braves rookie prior to the break.
- Has no career game-ending RBI.
- Has been on the injured list just once in his major-league career...Missed 28 games with a right knee sprain in August 2019.

MINOR LEAGUE NOTES

- Prior to his first major-league call up in 2019, was leading the Triple-A International League in home runs (15), RBI (39), extra-base hits (25), total bases (98) and runs (32) ...He had 13 home runs over his last 18 games with Gwinnett, including three multi-homer efforts.
 - Named the International League Player of the Week for the period of 5/6-12...Batted .296 (8-for-27) with four home runs.
- Was the Braves' Minor League Player of the Year in 2018, the Hank Aaron Award winner, after hitting .294 (120-for-408) with 19 home runs between Double-A Mississippi and Triple-A.
 - Also named by the organization as Gwinnett's Player of the Year...Hit eight home runs in 28 games in August.

- Earned Florida State League Mid-Season All-Star honors in 2017 after opening the season with High-A Florida...Transferred to Double-A in July.
 - Ranked among the top 10 of Braves prospects that season in hits (133, 2nd), home runs (20, 3rd), RBI (74, 3rd), slugging percentage (.446, T7th) and OPS (.786, 8th).

Following the season, played for the Peoria Javelinas in the Arizona Fall League...Had 12 extra-base hits and 18 RBI in 17 games... Was named to both the AFL Fall-Stars Game and to the Top Prospects Team.

Hit for the cycle on 10/26 with Peoria, going 4-for-6 with five RBI...Logged the first cycle in the AFL since 2008.

- Tabbed by the Braves' as Single-A Rome's Player of the Year in 2016, his first full professional season...Led Atlanta farmhands in home runs (20), doubles (39) and total bases (237).
 - Named a *Baseball America* Low Class A All-Star...Finished second in the South Atlantic League in home runs and doubles, and third in RBI.
 - Had eight RBI in seven postseason games as Rome won the SAL Championship.
- After getting drafted in 2015, played for the GCL Braves and Rookie-Advanced Danville... Led the GCL Braves with seven home runs... Was Danville's Player of the Year, hitting .351 (39-for-111) in 30 games with the club...His .933 OPS between the two stops paced all minor leaguers in the system.
 - Named by *Baseball America* as the "Best Pure Hitter," "Best Power Hitter" and "Best Athlete" among the Braves 2015 draft class, a class that included RHP Mike Soroka and LHP A.J. Minter.

AMATEUR

- At DeSoto Central High School in Southaven, Miss., was a pitcher and shortstop...In his senior year, helped the Jaguars win the MHSAA 6A State Championship after hitting .423 with 11 homers and 31 RBI at the plate and going 7-2 with a 2.70 ERA and 82 strikeouts on the mound.
 - As a pitcher, he topped out at 94 mph with his fastball...Also threw a curveball.
- Forewent his college commitment to Mississippi State to sign with the Braves.

PERSONAL

- He and his wife, Anna, reside in Mississippi.

TRANSACTIONS

- Selected by the Atlanta Braves in the Competitive Balance A round (41st overall) of the 2015 First-Year Player Draft...Signed by Don Thomas.
- On Atlanta's injured list (right knee sprain) from August 5 to September 6, 2019; included rehabilitation assignments with Rome (A) and Gwinnett (AAA).

COMPLETE RECORD

Year	Club	AVG	G	AB	R	H	2B	3B	HR	RBI	SH	SF	HP	BB	SO	SB-CS	OBP	SLG	E
2015	GCL Braves	.255	30	106	18	27	5	0	7	21	0	2	1	12	37	2-1	.331	.500	7
	Danville	.351	30	111	18	39	9	1	5	19	0	1	5	14	28	0-1	.443	.586	9
2016	Rome	.271	129	495	68	134	39	2	20	80	0	6	3	39	147	3-3	.324	.479	30
	Florida	.252	81	306	43	77	10	1	12	47	0	5	5	23	74	0-2	.310	.408	7
2017	Mississippi	.315	48	178	28	56	9	1	8	27	0	2	3	20	50	2-0	.389	.511	13
	Mississippi	.333	27	99	17	33	10	3	6	20	0	0	2	8	28	0-0	.394	.677	3
	Gwinnett	.282	75	291	41	82	17	0	12	47	0	3	4	26	95	1-0	.346	.464	5
2018	GCL Braves	.278	6	18	3	5	3	0	1	3	0	0	1	3	6	0-0	.409	.611	2
	Gwinnett	.293	44	174	39	51	13	0	15	41	0	0	0	20	39	0-0	.366	.626	4
	Atlanta	.226	80	274	41	62	11	1	18	49	0	2	5	16	108	0-2	.279	.471	5
2019	Rome	.200	3	10	0	2	0	0	0	0	0	0	0	0	2	0-0	.200	.200	0
	Atlanta	.239	51	188	24	45	7	1	8	27	0	1	1	16	49	0-0	.301	.415	6
Minor Totals		.283	473	1788	275	506	115	8	86	305	0	19	24	165	506	8-7	.348	.501	80
Major Totals		.232	131	462	65	107	18	2	26	76	0	3	6	32	157	0-2	.288	.448	11

WILD CARD RECORD

Year	Club, Opp.	AVG	G	AB	R	H	2B	3B	HR	RBI	SH	SF	HP	BB	SO	SB	CS	E
2020	Atl. vs. Cin.	.125	2	8	1	1	0	0	0	0	0	0	0	1	0	5	0	0

DIVISION SERIES RECORD

Year	Club, Opp.	AVG	G	AB	R	H	2B	3B	HR	RBI	SH	SF	HP	BB	SO	SB	CS	E
2020	Atl. vs. Mia.	.333	3	9	1	3	0	0	0	0	0	0	0	2	3	0	0	1

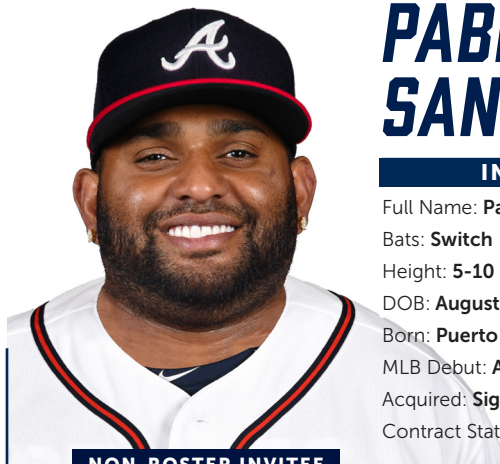
CHAMPIONSHIP SERIES RECORD

Year	Club, Opp.	AVG	G	AB	R	H	2B	3B	HR	RBI	SH	SF	HP	BB	SO	SB	CS	E
2020	Atl. vs. LAD	.143	7	28	2	4	0	0	1	4	0	0	0	1	10	0	0	0

MAJOR LEAGUE FIELDING RECORD

Position	PCT	G	PO	A	E	TC	DP
Left Field	.959	62	91	3	4	98	1
Third Base	.965	51	35	104	5	144	6
First Base	.963	10	47	5	2	54	7
Right Field	1.000	2	2	0	0	2	0





NON-ROSTER INVITEE

PABLO SANDOVAL

48

INFIELDER

Full Name: **Pablo Emilio Sandoval**Bats: **Switch**Throws: **Right**Height: **5-10**Weight: **265**DOB: **August 11, 1986**Opening Day Age: **34**Born: **Puerto Cabello, VZ**Resides: **Weston, FL**MLB Debut: **August 14, 2008**MLB Service Time: **12.012**Acquired: **Signed to a minor-league contract, January 23, 2021**Contract Status: **Signed through 2021**

2020

- Played in 33 games with the Giants to begin the season...Went 18-for-82 (.220)...Had just two extra-base hits (1 2B, 1 HR).
 - ✓ Hit his only home run of the season, a two-run shot, off the Angels' Dylan Bundy on 8/18.
 - ✓ Appeared as the designated hitter in 14 games, and defensively played first base (8 games) and third base (4 games).
 - ✓ Went 3-for-13 (.231) as a pinch hitter with five strikeouts.
- Signed a minor-league deal with the Giants in January...Made the Opening Day roster after having his contract selected on 7/23.
- Released by San Francisco on 9/10, and signed with Atlanta three days later.
- The Braves selected his contract on 9/27, the final day of the regular season.
 - ✓ Started at third base against Boston... Walked twice in four plate appearances.

2020 POSTSEASON

- Made each of Atlanta's three postseason rosters... Appeared in three games, all in the NLCS vs. L.A.
 - ✓ Went 0-for-3 with two strikeouts and a hit-by-pitch.

MAJOR LEAGUE NOTES

- **Awards:** N.L. All-Star (2x, 2011, '12), World Series Champion (3x, 2010, '12, '14), World Series MVP (2012), N.L. Player of the Week (9/19/11).
 - ✓ In two career All-Star Games, has a double, triple and four RBI in three at-bats.

CAREER HIGHS

Most Runs

4, 9/29/09, SF vs. ARI

Most Hits

4, 11x, last: 7/20/19, SF vs. NYM

Most Doubles

3, 9/11/11, SF vs. LAD

Most Triples

1, 21x, last: 7/29/18, SF vs. MIL

Most Home Runs

3, 9/4/13, SF at SD

Most RBI

6, 9/4/13, SF at SD

Most Walks

3, 7x, last: 6/14/18, SF at MIA

Most Stolen Bases

1, 12x, last: 5/6/19, SF at CIN

Longest Hitting Streak

22 games, 6/19-7/14/11

- ✓ Named to his first career All-Star team in 2011, as a replacement for the Mets' Jose Reyes...Had an RBI double in his lone plate appearance.
- ✓ Was also an All-Star in 2012...Started at third base...Hit the first bases-loaded triple in All-Star Game history, off Detroit's Justin Verlander in the first inning.

- Has played in 1,311 major-league games across parts of 13 seasons, hitting .279/.331/.445 (1,266-for-4,536) with 149 home runs and 628 RBI.
 - Has spent the majority of his career with the San Francisco Giants (2008-14, 2017-20)...Has also played for the Boston Red Sox (2015-17) and the Braves (2020).
- As a left-handed batter, is a career .288/.340/.468 (979-for-3,404) hitter...Conversely, from the right side of the plate, has batted .254/.302/.374 (287-of-1,132).
 - Of his 432 career extra-base hits, 350 have come as a left-hander, including 124 of his 149 home runs.
- As a pinch-hitter, is a career .307/.350/.480 (39-for-127) batter...Has 13 doubles and three home runs in this role.
 - In 2019 with the Giants, had a majors-most 18 pinch hits, batting .375 (18-for-48) with eight doubles, two home runs and six RBI...Posted a 1.067 OPS in that role, the third best in the major leagues (min. 25 ABs).
- Has spent majority of his time defensively at third base, playing in 1,049 games, including drawing 1,010 starts...Has also appeared at first base (127 games, 101 starts), catcher (14 games, 12 starts) and second base (3 games, 2 starts)...Has made two relief appearances, totaling 2.0 innings (0 H, 0 R).
- In parts of 11 seasons with the Giants, had 1,130 hits, the 10th most in San Francisco-era history (since 1958)...Willie Mays holds the record with 2,284 hits.
- In 42 career postseason games, has batted .338 (53-for-157) with 13 doubles, six home runs and 20 RBI...Thirty-nine of those games came with San Francisco, before he appeared in three playoff games with Atlanta in 2020.
 - All 53 of his postseason hits came as a member of the Giants, the most in the San Francisco-era of team history... Twenty-six of those came in 2014...At the time, it was the most all-time in a single postseason.
 - His .338 batting average is the third-best in major-league postseason history (min. 150 PAs), bested only by Hall-of-Famer Lou Gehrig (.361) and 10-time All-Star Steve Garvey (.338).
 - Has batted .426 (20-for-47) in 12 career World Series games, second all-time (min. 50 plate appearances)...David Ortiz has hit .455 in 14 such games.
 - Has reached base safely in 37 of his 42 total postseason games, including 25 straight from Game 4 of the 2012 NLDS through Game 2 of the 2014 World Series.
- Named the 2012 World Series MVP after going 8-for-16 (.500) with three home runs and four RBI in a four-game sweep of Detroit.
 - All of his home runs and RBI came as part of a four-hit Game 1...Two of the home runs came off Justin Verlander.
 - Became just the fourth player in history to hit three home runs in a World Series Game, joining StL's Albert Pujols (2011, Game 3), NYY's Reggie Jackson (1977, Game 6) and NYY's Babe Ruth (twice; 1926, Game 4 and 1928 Game 4).
- Has five career game-ending hits, all of which have come with San Francisco and four of which have been home runs.
 - His most recent such hit came on 7/23/19 vs. Chicago-NL...He hit a solo home run off the Cubs' Brad Brach in the 13th inning.
 - He also hit walk-off homers in 2009 (5/12 vs. WSH), 2013 (5/21 vs. WSH) and 2017 (10/1 vs. SD).
- Had a career-best 22-game hitting streak from 6/19-7/14/11, batting .323 (31-for-96)...It was the Giants' longest such streak in over three decades...OF Jack Clark hit in 26 straight games in 1978.
 - Also had a 20-game hitting streak to begin the 2012 season...Willie Mays and Willie McCovey are the only other San Francisco Giants with two separate hitting streaks of at least 20 games.
- Hit for the cycle on 9/15/11 at Colorado...Had a two-run home run in the first inning, a single in the second, a double in the fifth and a triple in the sixth
- Recorded his first major-league hit off the Braves' Mike Hampton on 8/16/08, a second-inning single.
- Has been on the injured list 10 times in his major-league career, seven times in 11 seasons with San Francisco and three times in three seasons with Boston.
 - Has missed time with hand, foot, shoulder, knee, elbow, ear and hamstring injuries.
 - Most significantly, he was limited to three games in 2016 because of a left shoulder strain.

MINOR LEAGUE NOTES

- In **2008**, the year he made his major-league debut, was the Giants' Minor League Player of the Year, hitting .350/.394/.578 (157-for-448) in 112 games between San Francisco's High-A and Double-A affiliates....Hit 20 home runs and drove in 96, appearing primarily as a catcher.
 - **A** Tabbed a California League Mid-Season All-Star with High-A San Jose that season...Also named to the SiriusXM All-Star Futures Game, his second such honor (also: 2006).
- In his second professional season, **2005**, named a Northwest League Post-Season All-Star with short-season Salem-Keizer.

AMATEUR

- Attended Academia Centro de Estudio Carabobo (VZ) in 2003.
- His parents stressed education rather than sports, but he convinced them to let him sign with the Giants at age 16 because his older brother Michael was already in professional baseball in the Twins organization.
- A born lefty, he learned how to throw with his right hand at the age of nine so he could play catcher...Later added switch-hitting to his switch-throwing.

PERSONAL

- Was born in Puerto Cabello, a city on the north coast of Venezuela...The city is home to the largest and busiest port in the country and is an important part in the country's oil industry...Many other major-league players were born there, including José Altuve, Willson Contreras and Carlos Zambrano.
- Created the Pablo Sandoval Foundation to help promote lasting improvements in the lives of underprivileged children...The organization focuses on assisting children who are poor, disabled, sick, or in charitable need.
- Teamed up with Positive Athlete, a program that helps promote positivity to young athletes.
- Also involved with the following organizations: St. Joseph's Village and Family Builders.
- Has four children, three daughters and a son.

TRANSACTIONS

- On San Francisco's disabled list (broken hamate bone in right hand) from April 30 to June 14, 2011; included rehabilitation assignment with San Jose (A+).
- On San Francisco's disabled list (broken left hand) from May 3 to June 9, 2012; included rehabilitation assignments with San Jose (A+) and Fresno (AAA).
- On San Francisco's disabled list (left hamstring strain) from July 28 to August 13, 2012; included rehabilitation assignment with San Jose (A+).
- On San Francisco's disabled list (left foot strain) from June 11 to June 24, 2013; included rehabilitation assignment with San Jose (A+).
- Signed by the Boston Red Sox to a five-year contract on November 25, 2014.
- On Boston's disabled list (left shoulder strain) from April 13 through the end of the 2016 season; transferred to the 60-day disabled list on May 6.
- On Boston's disabled list (right knee sprain) from April 25 to May 30, 2017; included a rehabilitation assignment with Pawtucket (AAA).
- On Boston's disabled list (left inner ear infection) from June 20 to July 14, 2017; included a rehabilitation assignment with Pawtucket (AAA).
- Signed by the San Francisco Giants to a minor-league contract on July 22, 2017.
- On San Francisco's disabled list (right hamstring strain) from July 30 through the end of the 2018 season; transferred to the 60-day disabled list on August 18.
- On San Francisco's injured list (right elbow inflammation) from August 11 to September 1, 2019.
- On San Francisco's 60-day injured list (right elbow sprain) from September 3 through the end of the 2019 season.
- Signed by the San Francisco Giants to a minor-league contract on January 21, 2020.
- Signed by the Atlanta Braves to a minor-league contract on September 13, 2020.
- Signed by the Atlanta Braves to a minor-league contract on January 23, 2021.

COMPLETE RECORD

Year	Club	AVG	G	AB	R	H	2B	3B	HR	RBI	SH	SF	HP	BB	SO	SB-CS	OBP	SLG	E
2004	AZL Giants	.266	46	177	21	47	9	5	0	26	3	4	2	5	17	4-1	.287	.373	4
2005	Salem-Keizer	.330	75	294	46	97	15	2	3	50	3	3	6	21	33	2-3	.383	.425	13
2006	Augusta	.265	117	438	43	116	20	1	1	49	1	4	8	22	74	3-4	.309	.322	17
2007	San Jose	.287	102	401	56	115	33	5	11	52	3	3	0	16	52	3-1	.312	.476	4
2008	San Jose	.359	68	273	61	98	25	2	12	59	0	2	3	23	39	2-1	.412	.597	6
	Conneticut	.337	44	175	29	59	13	0	8	37	0	1	0	8	20	0-1	.364	.549	3
	San Francisco	.345	41	145	24	50	10	1	3	24	0	4	1	4	14	0-0	.357	.490	1
2009	San Francisco	.330	153	572	79	189	44	5	25	90	0	5	4	52	83	5-5	.387	.556	14
2010	San Francisco	.268	152	563	61	151	34	3	13	63	0	5	1	47	81	3-2	.323	.409	13
2011	San Francisco	.315	117	426	55	134	26	3	23	70	1	7	0	32	63	2-4	.357	.552	10
	San Jose	.000	1	3	1	0	0	0	0	0	0	0	0	0	1	0-0	.000	.000	1
	Fresno	.278	5	18	4	5	0	0	2	7	0	2	0	2	0	0-0	.318	.611	0
2012	San Francisco	.283	108	396	59	112	25	2	12	63	0	7	1	38	59	1-1	.342	.447	13
	San Jose	.273	6	22	1	6	2	0	1	1	0	0	0	1	5	0-0	.304	.500	0
	Fresno	.273	3	11	3	3	1	0	2	2	0	0	0	1	0	0-0	.333	.909	0
2013	San Francisco	.278	141	525	52	146	27	2	14	79	0	6	6	47	79	0-0	.341	.417	18
	San Jose	.667	2	6	2	4	0	0	2	2	0	0	0	0	0	0-0	.667	1.667	1
2014	San Francisco	.279	157	588	68	164	26	3	16	73	0	7	4	39	85	0-0	.324	.415	11
2015	Boston	.245	126	470	43	115	25	1	10	47	1	2	7	25	73	0-0	.292	.366	15
2016	Boston	.000	3	6	0	0	0	0	0	0	0	0	0	1	4	0-0	.143	.000	1
	Boston	.212	32	99	10	21	2	0	4	12	0	1	0	8	24	0-1	.269	.354	5
	Pawtucket	.221	20	77	7	17	3	0	1	4	0	0	0	4	16	0-0	.259	.299	3
	San Jose	.222	3	9	0	2	0	0	0	1	0	0	0	2	0	0-0	.364	.222	0
	Sacramento	.207	9	29	4	6	1	0	1	3	0	2	1	5	3	0-0	.324	.345	0
	San Francisco	.225	47	160	17	36	9	0	5	20	0	2	1	8	29	0-0	.263	.375	3
2018	San Francisco	.248	92	230	22	57	10	1	9	40	0	1	2	19	52	0-0	.310	.417	4
2019	San Francisco	.268	108	272	42	73	23	0	14	41	2	3	1	18	67	1-0	.313	.507	6
2020	San Francisco	.220	33	82	5	18	1	0	1	6	0	1	1	6	18	0-0	.278	.268	0
	Atlanta	.000	1	2	0	0	0	0	0	0	0	0	0	2	1	0-0	.500	.000	0
Minor Totals		.297	501	1933	278	575	122	15	44	293	10	21	20	110	260	14-11	.338	.444	52
Major Totals		.279	1311	4536	537	1266	262	21	149	628	4	51	29	346	732	12-13	.331	.445	114

MAJOR LEAGUE FIELDING RECORD

Position	PCT	G	PO	A	E	TC	DP
Third Base	.958	1049	632	1763	106	141	2501
First Base	.991	127	820	51	8	70	879
Catcher	1.000	14	97	8	0	1	105
Second Base	1.000	3	2	4	0	1	6
Pitcher		2	0	0	0	0	0

WILD CARD RECORD

Year	Club, Opp.	AVG	G	AB	R	H	2B	3B	HR	RBI	SH	SF	HP	BB	SO	SB	CS	E
2014	SF vs. Pit.	.550	1	4	2	2	0	0	0	0	0	0	0	1	1	0	0	0

DIVISION SERIES RECORD

Year	Club, Opp.	AVG	G	AB	R	H	2B	3B	HR	RBI	SH	SF	HP	BB	SO	SB	CS	E
2010	SF vs. Atl.	.167	2	6	0	1	0	0	0	0	0	0	0	1	2	0	0	1
2012	SF vs. Cin.	.333	5	21	2	7	2	0	1	3	0	1	0	0	2	0	0	1
2014	SF vs. Wsh.	.211	4	19	1	4	1	0	0	1	0	0	0	1	4	0	0	0
D.S. Totals		.261	11	46	3	12	3	0	1	4	0	1	0	2	8	0	0	2

CHAMPIONSHIP SERIES RECORD


Year	Club, Opp.	AVG	G	AB	R	H	2B	3B	HR	RBI	SH	SF	HP	BB	SO	SB	CS	E
2010	SF vs. Phi.	.250	3	8	0	2	1	0	0	2	0	0	0	1	0	0	0	1
2012	SF vs. Stl.	.310	7	29	4	9	2	0	2	6	0	0	0	2	4	0	0	2
2014	SF vs. Stl.	.400	5	20	3	8	3	0	0	0	0	0	1	2	2	0	0	0
2020	Atl. vs. LAD	.000	3	3	0	0	0	0	0	0	0	0	1	0	2	0	0	0
C.S. Totals		.317	18	60	7	19	6	0	2	8	0	0	2	5	8	0	0	3

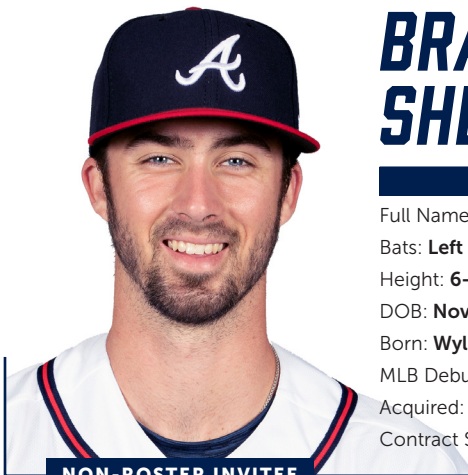
WORLD SERIES RECORD

Year	Club, Opp.	AVG	G	AB	R	H	2B	3B	HR	RBI	SH	SF	HP	BB	SO	SB	CS	E
2010	SF vs. Tex.	.000	1	3	0	0	0	0	0	0	0	0	0	0	1	0	0	0
2012	SF vs. Det.	.500	4	16	3	8	1	0	3	4	0	0	0	1	2	0	0	0
2014	SF vs. KC	.429	7	28	6	12	3	0	0	4	0	0	1	1	4	0	0	0
W.S. Totals		.426	12	47	9	20	4	0	3	8	0	0	1	2	7	0	0	0

ALL-STAR GAME RECORD

Year	Club, Site	AVG	G	AB	R	H	2B	3B	HR	RBI	SH	SF	HP	BB	SO	SB	CS	E
2011	N.L., ARI	1.000	1	1	0	1	1	0	0	1	0	0	0	0	0	0	0	0
2012	N.L., KC	.500	1	2	1	1	0	1	0	3	0	0	0	0	0	0	0	0
All-Star Totals		.667	2	3	1	2	1	1	0	4	0	0	0	0	0	0	0	0



**NON-ROSTER INVITEE**

BRADEN SHEWMAKE

83

INFIELDER

Full Name: **Braden Jack Shewmake**Bats: **Left**Throws: **Right**Height: **6-4**Weight: **190**DOB: **November 19, 1997**Opening Day Age: **23**Born: **Wylie, TX**Resides: **Wylie, TX**MLB Debut: **None**MLB Service Time: **0.000**Acquired: **Braves' first-round pick (21st overall) in 2019**Contract Status: **Signed through 2021**

2020

- Received a non-roster invitation to Atlanta's Spring Training, less than one year after getting drafted by the Braves...Played in 11 games and went 4-for-15 (.267) with one double, two RBI, one walk and three runs scored.

A Played every inning defensively at shortstop (9 games, 0 starts, 32.1 total innings).

A His extra-base hit (2B) came on 2/29 at Tampa Bay...Went 1-for-2 with two runs scored as a reserve.

- Spent the rest of the season at the club's alternate training site.
- Ended the season ranked by MLB.com as the Braves' No. 5 prospect.

2019

- Played in 65 games between Single-A Rome and Double-A Mississippi after getting drafted by the Braves in June...Hit .300/.371/.425 (74-for-247) with three home runs, 40 RBI, 44 runs scored and 13 stolen bases.
- Named as Rome's co-Player of the Month for June...Hit .442 (19-for-43) with a 1.083 OPS in 10 games that month.
- Was selected as the South Atlantic League Player of the Week for the period of 6/24-30, his first full week in professional baseball...Slashed .464/.483/.750 in six games.

- Named by *Baseball America* as the best "Defensive Infielder" in Atlanta's organization.
- Ranked by MLB.com as the Braves' No. 9 prospect.

AMATEUR

- Played collegiately at Texas A&M University...In three seasons with the Aggies, hit .323 with 22 home runs and 161 RBI.
 - A* Was an All-SEC First Team selection in each of his first two years with the Aggies.
 - A* In 2019, was named to the midseason watch list for the Golden Spikes Award, given to the top college player in the country.
 - A* Missed only one game in his collegiate career.
- Attended Wylie East High School and was a three-sport star...He also played quarterback on the football team and forward on the basketball team.

PERSONAL

- Grew up in Wylie, TX, a north suburb of Dallas.

TRANSACTIONS

- Selected by the Atlanta Braves in the first round (21st overall) of the 2019 First-Year Player Draft... Signed by Darin Vaughan.

COMPLETE RECORD

Year Club	AVG	G	AB	R	H	2B	3B	HR	RBI	SH	SF	HP	BB	SO	SB-CS	OBP	SLG	E
2019 Rome	.318	51	201	37	64	18	2	3	39	0	1	3	21	29	11-3	.389	.473	9
Mississippi	.217	14	46	7	10	0	0	0	1	0	1	1	4	11	2-0	.288	.217	1
Minor Totals	.300	65	247	44	74	18	2	3	40	0	2	4	25	40	13-3	.371	.425	10



WILL SMITH

51

LEFT-HANDED PITCHER

Full Name: **William Michael Smith**

Bats: **Right**

Throws: **Left**

Height: **6-5**

Weight: **255**

DOB: **July 10, 1989**

Opening Day Age: **31**

Born: **Newnan, GA**

Resides: **Newnan, GA**

MLB Debut: **May 23, 2012**

MLB Service Time: **7.155**

Acquired: **Signed as a free agent, November 14, 2019**

Contract Status: **Signed through 2022**

2020

- In his eighth major-league season and first with Atlanta, went 2-2 with a 4.50 ERA (8 ER/16.0 IP) in 18 relief appearances.
- Made his Braves debut on 8/9 at Philadelphia after missing 13 games on the COVID-related injured list to open the season.
 - Had a 6.23 ERA (6 ER/8.2 IP) in his first nine games of the season and a 2.45 ERA (2 ER/7.1 IP) over his last nine games.
 - Seven of his eight runs allowed came by way of a solo home run...Seven of the 11 total hits he allowed were homers.

2020 POSTSEASON

- Appeared in seven games and finished 2-1 with a 4.50 ERA (3 ER/6.0 IP)
 - Held opponents scoreless in his first five appearances (5.1 IP) with a combined seven strikeouts through the Wild Card Series vs. Cincinnati and LDS vs. Miami.
 - Failed to record a strikeout in two relief appearances (0.2 IP) against Los Angeles in the NLCS while surrendering three runs and a home run.

MAJOR LEAGUE NOTES

- Awards:** N.L. All-Star (2019).
 - Was named a 2019 N.L. All-Star for the first time in his career in 2019 after a first half in which he was a perfect 23-for-23 in save chances with a 1.98 ERA in 37 games leading into the All-Star break.
 - Became the first Giants left-handed relief pitcher to make an All-Star team since Gary Lavelle in 1983...Was the Giants' lone All-Star representative.

CAREER HIGHS

Most Innings Pitched

7.0, 5x, last: 9/22/12, KC vs. CLE

Most Runs

7, 6/4/12, KC vs. MIN

Most Earned Runs

7, 6/4/12, KC vs. MIN

Most Hits Allowed

9, 3x, last: 9/28/12, KC at CLE

Most Home Runs Allowed

3, 2x, last: 6/4/12, KC vs. MIN

Most Walks

4, 7/24/12, KC at LAA

Most Strikeouts

8, 9/2/13, KC vs. SEA

Longest winning streak

6 games, 5/1/19-present

Longest losing streak

4 games, 6/14-8/2/16

- Has made 17 starts and 377 appearances in his eight-year major-league career, pitching to a 3.56 ERA.
 - Has played for four teams – Kansas City (2012-13), Milwaukee (2014-16), San Francisco (2016-2019), and Atlanta (2020).
- Became the second pitcher in baseball's modern era to finish a year 6-0 or better with at least 30 saves during the 2019 season (J. Nathan, 2006).

- *A* His 34 saves were tied with Cincinnati's Raisel Iglesias for the third-most in the N.L., trailing San Diego's Kirby Yates (41) and Milwaukee's Josh Hader (37).
- *A* His save percentage of 89.5 was also third-best in the N.L. behind Yates (93.2%) and Pittsburgh's Felipe Vazquez (90.3%).

- Averaged a career-best 13.22 strikeouts per 9.0 innings, the seventh-best mark among N.L. in 2019.
- Smith went 48-for-55 (87.3%) in save opportunities...His 48 saves are the second-most by a Giants left-hander in SF-era history behind Gary Lavelle (127).

- Has made nine consecutive Opening Day rosters.
- Made his major league debut on May 23, 2012 at New York (AL)...Allowed five runs and six hits over 3.1 innings to take the loss for Kansas City.

- *A* Earned his first career win, 5/29/12 at CLE...Pitched 6.0 innings and allowed just two earned runs in the Royals' 8-2 win.

- Since converting to a reliever full time on June 25, 2013, his 360 appearances out of the bullpen ranked T-12th most by a left-hander through 2020.

- *A* Led the majors with 78 appearances in 2014, his first with Milwaukee.

- Has been on the injured list four times in major-league career.

- *A* Missed 52 games with a torn LCL in 2016.

- *A* Missed all of 2017 and the first month of 2018 while recovering from Tommy John surgery.

- *A* Missed 31 games from March 28 through May 2, 2018 recovering from Tommy John Surgery

- *A* Missed 13 games on Atlanta's COVID-related injured list from July 3 to August 6, 2020

MINOR LEAGUE NOTES

- Named Double-A Northwest Arkansas' Pitcher of the Year in **2011** after going 13-9 w/ 3.85 ERA in 27 starts...Led the Texas League in wins (13) and innings pitched (161.1).

- *A* Pitched 7.0 innings of a combined no-hitter, 7/19/11 at Arkansas...Kelvin Herrera completed the no-hitter and 1-0 victory...It marked the first no-hitter in Naturals history.

- Was named a **2008** Pioneer League All-Star with Orem.

AMATEUR

- Attended Gulf Coast Community College in Panama City, FL.
- Graduated from Northgate High School in Newnan, Ga., where he played for the school's baseball team as a pitcher.
 - *A* Former NFL wide receiver Calvin Johnson went to high school in the Peachtree/Tyrone area and his last high school at-bat was a home run off Smith.

TRANSACTIONS

- Selected by the Los Angeles Angels in the seventh round of the 2007 First-Year Player Draft...Signed by Tom Kotchman.
- Acquired by the Kansas City Royals along with RHP Sean O'Sullivan from the Los Angeles Angels in exchange for INF Alberto Callaspo on July 22, 2010.
- Acquired by the Milwaukee Brewers from the Kansas City Royals in exchange for OF Norichika Aoki on December 5, 2013.
- On Milwaukee's 15-day injured list (torn LCL in right knee) from April 2 to June 1, 2016; included an injury rehabilitation assignment to Brevard County (A+) and Biloxi (AA).
- Acquired by the San Francisco Giants from the Milwaukee Brewers in exchange for RHP Phil Bickford and C Andrew Susac on July 31, 2016.
- On San Francisco's 60-day injured list (recovering from Tommy John surgery) from April 1 through the end of the 2017 season.
- On San Francisco's 10-day injured list (recovering from Tommy John surgery) from March 28 to May 2, 2018; included injury rehabilitation assignments to San Jose (A+) and Sacramento (AAA).
- Signed by the Atlanta Braves to a three-year contract with a club option for 2023 on November 14, 2019.
- On Atlanta's COVID-related injured list from July 3 to August 6, 2020.



COMPLETE RECORD

Year	Club	W-L	ERA	G	GS	CG	SHO	SV	IP	H	R	ER	HR	HB	BB	SO	WP	BK
2008	Orem	8-2	3.08	16	14	0	0.0	0	73.0	73	28	25	6	2	6	76	2	1
2009	Cedar Rapids	10-5	3.76	20	19	0	0.0	0	115.0	109	61	48	11	2	24	95	3	0
2010	R. Cucamonga	2-2	4.58	6	6	0	0.0	0	37.1	36	23	19	4	0	13	31	1	
	Salt Lake	2-4	5.60	9	9	0	0.0	0	53.0	65	39	33	6	0	20	40	0	1
	Arkansas	1-2	7.23	4	4	0	0.0	0	18.2	33	16	15	3	1	9	8	2	0
	Wilmington	4-1	2.80	8	8	0	0.0	0	54.2	48	20	17	6	1	4	51	1	0
2011	NW Arkansas	13-9	3.85	27	27	2	1.0	0	161.1	171	78	69	13	6	45	108	4	0
2012	Omaha	4-4	3.61	15	15	0	0	0	89.2	104	44	36	8	2	22	74	1	0
	Kansas City	6-9	5.32	16	16	0	0.0	0	89.2	111	54	53	12	1	33	59	4	0
2013	Omaha	6-4	3.03	28	10	0	0	4	89.0	81	32	30	7	3	24	100	4	0
	Kansas City	2-1	3.24	19	1	0	0	0	33.1	24	16	12	6	1	7	43	0	0
2014	Milwaukee	1-3	3.70	78	0	0	0	1	65.2	62	31	27	6	3	31	86	7	0
2015	Milwaukee	7-2	2.70	76	0	0	0	0	63.1	52	23	19	5	1	24	91	5	0
2016	Brevard	0-0	0.00	2	0	0	0	0	3.0	1	0	0	0	0	0	4	0	0
	Biloxi	0-0	0.00	1	0	0	0	0	1.0	0	0	0	0	0	0	1	0	0
	Milwaukee	1-3	3.68	27	0	0	0	0	22.0	18	13	9	3	1	9	22	3	0
	San Francisco	1-1	2.95	26	0	0	0	0	18.1	13	6	6	0	0	9	26	0	0
2018	San Jose	0-0	10.80	2	0	0	0	0	1.2	4	2	2	0	0	0	3	0	0
	Sacramento	0-0	0.00	6	0	0	0	0	5.2	2	0	0	0	0	0	8	0	0
	San Francisco	2-3	2.55	54	0	0	0	14	53.0	37	18	15	3	0	15	71	2	0
2019	San Francisco	6-0	2.76	63	0	0	0	34	65.1	46	20	20	10	0	21	96	3	0
2020	Atlanta	2-2	4.50	18	0	0	0	0	16.0	11	8	8	7	0	4	18	0	0
Minor Totals		50-33	3.76	144	112	2	1	4	703.0	727	343	294	64	17	167	599	18	2
A.L. Totals		8-10	4.76	35	17	0	0	0	123.0	135	70	65	18	2	40	102	4	0
N.L. Totals		20-14	3.08	342	0	0	0	49	303.2	239	119	104	34	5	113	410	20	0
Major Totals		28-24	3.56	377	17	0	0	49	426.2	374	189	169	52	7	153	512	24	0

WILD CARD RECORD

Year	Club, Opp	W-L	ERA	G	GS	CG	SHO	SV	IP	H	R	ER	HR	HP	BB	SO	WP	BK
2020	Atl. vs. Cin.	0-0	0	2	0	0	0	0	2.1	0	0	0	0	0	0	5	0	0

DIVISION SERIES RECORD

Year	Club, Opp	W-L	ERA	G	GS	CG	SHO	SV	IP	H	R	ER	HR	HP	BB	SO	WP	BK
2016	SF vs. Chi.	0-1	0.00	2	0	0	0	0	1.1	1	1	0	0	0	0	1	0	0
2020	Atl. vs. Mia.	1-0	0.00	2	0	0	0	0	2	0	0	0	0	0	0	1	0	0
D.S. Totals		1-1	0.00	4	0	0	0	0	3.1	1	1	0	0	0	0	2	0	0

CHAMPIONSHIP SERIES RECORD

Year	Club, Opp	W-L	ERA	G	GS	CG	SHO	SV	IP	H	R	ER	HR	HP	BB	SO	WP	BK
2020	Atl. vs. LAD	1-1	16.20	3	0	0	0	0	1.2	2	3	3	1	0	3	1	0	0

ALL-STAR GAME RECORD

Year	Club, Site	W-L	ERA	G	GS	CG	SHO	SV	IP	H	R	ER	HR	HP	BB	SO	WP	BK
2019	N.L., Cle	0-0	27.00	1	0	0	0	0	0.1	1	1	1	1	0	0	0	0	0

MAJOR LEAGUE FIELDING RECORD

Position	PCT	G	PO	A	E	TC	DP
Pitcher	.915	377	9	34	4	47	3



DREW SMYLY

18

LEFT-HANDED PITCHER

Full Name: **Todd Andrew Smyly**

Bats: **Left**

Throws: **Left**

Height: **6-2**

Weight: **190**

DOB: **June 13, 1989**

Opening Day Age: **31**

Born: **Little Rock, AR**

Resides: **Scottsdale, AZ**

MLB Debut: **April 12, 2012**

MLB Service Time: **8.143**

Acquired: **Signed as a free agent, November 16, 2020**

Contract Status: **Signed through 2021**

2020

- Pitched in seven games and made five starts for San Francisco, going 0-1 with a 3.42 ERA (10 ER/26.1 IP) and 42 strikeouts...Allowed opponents to bat just .198 (20-for-101) and struck out 38% of batters he faced.
 - ▲ Established career bests in opposing average (.198), OBP (.261), slugging (.297), OPS (.558), strikeouts-per-nine (14.35) and strikeout percentage (37.8)...His 1.10 WHIP was his lowest since the 2013 season with Detroit (1.04), while his 3.42 ERA was his best since 2015 with Tampa Bay (3.11).
- Missed 35 games with a left index finger sprain... Was placed on the injured list August 2 and was reinstated on September 10.
- Led San Francisco in strikeouts per nine (14.35) and percentage of pitches put in play (12.4)...The Giants won four of his five starts
 - ▲ Smyly struck out 42 batters over 26.1 innings...His 14.35 strikeouts-per-nine average led the majors among pitchers with at least five starts.
- Left-handers managed just three hits in 36 at bats against him...His .083 opposing average vs. lefties was best in the majors among pitchers with at least five starts.

MAJOR LEAGUE NOTES

- Has compiled a 35-35 record and a 4.13 ERA (326 ER/710.2 IP) over 188 games and 111 starts in seven major league seasons...Has tallied three saves in relief.
 - ▲ Was drafted by Detroit in 2010 and debuted with the Tigers in 2012...Has also pitched for Tampa Bay, Texas, Philadelphia and San Francisco.

CAREER HIGHS

Most Innings Pitched

9.0, 8/22/14, TB at TOR

Most Runs

8, 2x, last: 6/26/16, TB at BAL

Most Earned Runs

8, 2x, last: 6/26/16, TB at BAL

Most Hits Allowed

12, 5/31/16, TB at KC

Most Home Runs Allowed

4, 5/26/14, DET at OAK

Most Walks

5, 5/19/14, DET at CLE

Most Strikeouts

12, 6/15/16, TB vs. SEA

Longest winning streak

9 games, 7/1/12-4/9/14

Longest losing streak

7 games, 5/21-7/18/16

- Has pitched in 10 postseason games, all in relief, and has gone 1-0 with a 2.57 ERA (2 ER/7.0 IP) in the playoffs...Pitched in two games of the 2012 World Series with the Tigers.
- Has made eight trips to the injured list throughout his career, including three stints on the 60-day IL.

A Made two trips while with Detroit in 2012, first from June 11-26 with a blister on his left middle finger and again from July 7-29 with a right intercostal strain.

A Also made two trips in 2015 with the Rays, missing from March 27- April 24 with left shoulder tendinitis and from May 6 – August 16 with left shoulder soreness.

A Opened the 2017 season on Seattle's injured list with a left elbow strain and underwent Tommy John surgery that July...Would miss the entirety of the 2017 and 2018 seasons while recovering.

A Missed from April 20 – May 5, 2019 on the Rangers' injured list with a left shoulder nerve injury.

A Missed 35 games in 2020 with a left index finger sprain...Was placed on the Giants' injured list August 2 and was reinstated on September 10.

- Has been traded three times in his career.

A Acquired by the Tampa Bay Rays along with IF Willy Adames on July 31, 2014, as part of a three-team trade that sent INF Nick Franklin to Tampa Bay, LHP David Price to Detroit and OF Austin Jackson to Seattle.

A Was acquired by Seattle in exchange for LHP Ryan Yarbrough, OF Mallex Smith and SS Carlos Vargas on January 11, 2017... Atlanta had traded Smith to Seattle earlier that day.

A Was acquired by the Texas Rangers from the Chicago Cubs in exchange for cash considerations in November of 2018.

- Played for Team USA during the 2017 World Baseball Classic and made one start, starting the USA's second-round game vs. Venezuela...Took a no-decision after allowing one unearned run over 4.2 innings with eight strikeouts.
- Tossed his only career complete game and shutout of his career on August 22, 2014 at Toronto...Faced one batter over the minimum and retired the last 19 batters in order.
- Earned first major league win on April 28, 2012 at Yankee Stadium with 6.0 innings of one-run ball.
- Made his major league debut on April 12, 2012 vs. Tampa Bay while with the Tigers...Allowed one earned run over 4.0 innings in the start.

A Loaded the bases in the top of the first inning without recording an out before retiring the next three batters to strand all three runners...Fanned Ben Zobrist for his first major league strikeout.

A At the time of his debut, he'd appeared in only 23 minor league games after being drafted in 2010.

MINOR LEAGUE NOTES

- Has pitched in just 40 games at the minor league level, making 39 starts across five seasons...Is 12-10 with a 3.15 ERA (63 ER/180.0 IP) in his minor league career.
- Was named an MiLB.com Organizational All-Star for Detroit in **2011** after going 11-6 with a 2.07 ERA across 22 games (21 starts) in his debut season...Pitched with High-A Lakeland and Double-A Erie.
 - A* Earned Florida State League Pitcher of the Week honors on 6/13 with Lakeland.

AMATEUR

- Played three seasons at the University of Arkansas after graduating from Little Rock (AR) Central High School.
 - A* Pitched on the Razorbacks staff with roommate Dallas Keuchel in 2009...Later that year he pitched 8.1 no-hit innings vs. Oklahoma in the 2009 NCAA Regional Tournament before allowing an infield single.
 - A* Took a medical redshirt during his freshman season in 2008 after a stress fracture in his left elbow.
- Pitched for Team USA in the Pan American Games following the 2011 season, going 2-0 with 17.0 scoreless innings in his three starts.

PERSONAL

- He and his wife, Eryn, have one son, Parker.
- He and his father, Todd, own a Beef O'Brady's restaurant in Maumelle, Ark...The two used to frequent the restaurant after Drew's youth games.

TRANSACTIONS

- Selected by the Detroit Tigers in the second round of the 2010 First-Year Player Draft; signed by Tigers scout Chris Wimmer.
- On Detroit's disabled list (blister on his left middle finger) from June 11 to June 26, 2012; included an injury rehabilitation assignment to Toledo (AAA).
- On Detroit's disabled list (right intercostal strain) from July 7 to July 29, 2012.

- Acquired by the Tampa Bay Rays along with IF Willy Adames on July 31, 2014, as part of a three-team trade that sent INF Nick Franklin to Tampa Bay, LHP David Price to Detroit and OF Austin Jackson to Seattle.
- On Tampa Bay's disabled list (left shoulder tendinitis) from March 27 to April 24, 2015; included an injury rehabilitation assignment to Charlotte (A+) and Montgomery (AA).
- On Tampa Bay's disabled list (left shoulder soreness) from May 6 to August 16, 2015; included an injury rehabilitation assignment to Durham (AAA).
- Acquired by the Seattle Mariners from the Tampa Bay Rays in exchange for OF Mallex Smith, IF Carlos Vargas and RHP Ryan Yarbrough on January 11, 2017.
- On Seattle's disabled list (left elbow strain) from March 30 until the end of the 2017 season; was transferred to the 60-day IL on April 4.
- Signed by the Chicago Cubs to a two-year contract on December 12, 2017.
- On Chicago's 60-day injured list (recovery from Tommy John surgery) from February 14 through the end of the 2018 season.
- Acquired by the Texas Rangers from the Chicago Cubs in exchange for cash considerations on November 2, 2018.
- Signed by the Milwaukee Brewers to a minor league contract on July 1, 2019.
- Signed by the Philadelphia Phillies to a one-year major league contract on July 21, 2019.
- Signed by the San Francisco Giants to a one-year major league contract on January 16, 2020.
- On San Francisco's injured list (left index finger sprain) from August 2 to September 10, 2020.
- Signed by the Atlanta Braves to a one-year major league contract on November 16, 2020.

2020 STARTING PITCHER STATS

The Braves used 14 starting pitchers in 60 games during the 2020 season, three more than they used over 162 games in 2019...Since the Braves moved to Atlanta in 1966, just two staffs used more starters in a season, and both clubs did so in a full 162-game season...The 2016 Braves used 16 starters, while the 1975 club used 15.

The 251.2 innings the starters combine to toss were the fewest in the N.L., while their 5.51 ERA (166 ER) was the highest.

None of Atlanta's projected starting rotation at the beginning of the season -- RH Mike Soroka, LH Max Fried, RH Kyle Wright, LH Sean Newcomb and RH Mike Foltynewicz -- spent the entire season in the Braves rotation, and just Fried and Wright ended the season starting for Atlanta.

Pitcher	Starts	Quality Starts	W-L	Team Record*	IP(Avg)	Run Support^
Max Fried	11	4	7-0	10-1	56.0 (5.2)	57 (5.4)
Kyle Wright	8	3	2-4	4-4	38.0 (4.2)	13 (1.7)
Ian Anderson	6	3	3-2	3-3	32.1 (5.2)	14 (3.5)
Robbie Erlin	5	0	0-0	4-1	17.2 (3.2)	4 (1.0)
Josh Tomlin	5	1	1-2	1-4	21.1 (4.1)	17 (3.8)
Touki Toussaint	5	1	0-2	3-2	20.1 (4.1)	11 (2.8)
Huascar Ynoa	5	0	0-0	3-2	12.2 (2.1)	12 (2.4)
Sean Newcomb	4	0	0-2	2-2	13.2 (3.1)	12 (3.0)
Mike Soroka	3	1	0-1	1-2	13.2 (4.6)	2 (1.0)
Tommy Milone	3	0	0-0	3-0	9.2 (3.1)	28 (9.3)
Bryse Wilson	2	0	1-0	1-1	8.0 (4.0)	5 (2.5)
Tucker Davidson	1	0	0-1	0-1	1.2 (1.2)	0 (0.0)
Mike Foltynewicz	1	0	0-1	0-1	3.1 (3.1)	1 (1.0)
Cole Hamels	1	0	0-1	0-1	3.1 (3.1)	0 (0.0)
Team Totals	60	13	14-16	35-25	243.0 (4.0)	175 (2.9)

*Braves record in his starts; ^Runs scored while he is in the game (avg.)

COMPLETE RECORD

Year	Club	W-L	ERA	G	GS	CG	SHO	SV	IP	H	R	ER	HR	HB	BB	SO	WP	BK
2011	Lakeland	7-3	2.58	14	14	0	0	0	80.1	71	32	23	1	3	21	77	5	0
	Erie	4-3	1.18	8	7	0	0	0	45.2	32	10	6	1	1	15	53	2	0
2012	Toledo	0-2	6.11	7	7	0	0	0	17.2	22	13	12	3	1	8	25	2	1
	Detroit	4-3	3.99	23	18	0	0	0	99.1	93	49	44	12	2	33	94	3	0
2013	Detroit	6-0	2.37	63	0	0	0	2	76.0	62	20	20	4	1	17	81	5	0
2014	Detroit	6-9	3.93	21	18	0	0	0	105.1	111	48	46	14	1	31	89	4	0
	Tampa Bay	3-1	1.70	7	7	1	1	0	47.2	25	9	9	4	0	11	44	4	0
2015	Charlotte	0-0	5.40	3	3	0	0	0	8.1	10	5	5	1	0	0	9	0	0
	Montgomery	0-0	0.00	1	1	0	0	0	3.2	1	0	0	0	0	3	4	0	0
	Tampa Bay	5-2	3.11	12	12	0	0	0	66.2	58	24	23	11	1	20	77	2	0
2016	Durham	0-2	8.44	3	3	0	0	0	10.2	13	11	10	2	1	6	13	1	0
	Tampa Bay	7-12	4.88	30	30	0	0	0	175.1	174	103	95	32	2	49	167	10	0
2018	South Bend	0-0	0.00	1	1	0	0	0	1.0	0	0	0	0	0	3	0	0	0
2019	Texas	1-5	8.42	13	9	0	0	1	51.1	64	49	48	19	1	34	52	5	0
	San Antonio	1-0	4.97	3	3	0	0	0	12.2	10	7	7	2	0	3	18	0	0
	Philadelphia	3-2	4.45	12	12	0	0	0	62.2	62	34	31	13	1	21	68	2	0
2020	San Francisco	0-1	3.42	7	5	0	0	0	26.1	20	11	10	2	0	9	42	1	0
Minor Totals		12-10	3.15	40	39	0	0	0	180.0	159	78	63	10	6	56	202	10	1
A.L. Totals		32-32	4.13	169	94.0	1	1	3	621.2	587	302	285	96	8	195	604	33	0
N.L. Totals		3-3	4.15	19	17.0	0	0	0	89.0	82	45	41	15	1	30	110	3	0
Major Totals		35-35	4.13	188	111	1	1	3	710.2	669	347	326	111	9	225	714	36	0

DIVISION SERIES RECORD

Year	Club, Opp	W-L	ERA	G	GS	CG	SHO	SV	IP	H	R	ER	HR	HP	BB	SO	WP	BK
2013	Det. vs. Oak.	0-0	0.00	2	0	0	0	0	1.0	1	0	0	0	0	2	2	0	0

CHAMPIONSHIP SERIES RECORD

Year	Club, Opp	W-L	ERA	G	GS	CG	SHO	SV	IP	H	R	ER	HR	HP	BB	SO	WP	BK
2012	Det. vs. NYY	1-0	0.00	2	0	0	0	0	2.1	1	0	0	0	0	2	0	0	0
2013	Det. vs. Bos.	0-0	4.50	4	0	0	0	0	2.0	0	2	1	0	0	1	1	0	0
C.S. Totals		1-0	2.08	6	0	0	0	0	4.1	1	2	1	0	0	1	3	0	0

WORLD SERIES RECORD

Year	Club, Opp	W-L	ERA	G	GS	CG	SHO	SV	IP	H	R	ER	HR	HP	BB	SO	WP	BK
2012	Det. vs. SF	0-0	5.40	2	0	0	0	0	1.2	1	1	1	0	0	3	2	0	0

MAJOR LEAGUE FIELDING RECORD

Position	PCT	G	PO	A	E	TC	DP
Pitcher	.947	188	27	81	6	114	3



CHAD SOBOTKA

61

RIGHT-HANDED PITCHER

Full Name: **Chad Nicholas Sobotka**

Bats: **Right**

Throws: **Right**

Height: **6-7**

Weight: **225**

DOB: **July 10, 1993**

Opening Day Age: **27**

Born: **Sarasota, FL**

Resides: **Sarasota, FL**

MLB Debut: **August 10, 2018**

MLB Service Time: **1.031**

Acquired: **Braves' fourth-round pick (133rd overall) in 2014**

Contract Status: **Signed through 2021**

2020

- In his third major-league season appeared in three games and finished 1-0 with a 12.27 ERA.
- Split his time between Atlanta and the alternate training site.

MAJOR LEAGUE NOTES

- Has made 50 relief appearances over three seasons with Atlanta, owns a 1-0 record with a 5.36 ERA.
 - **A** Worked his way through the Braves' system after being Selected by Atlanta with the 133rd pick in the 2014 draft and assigned to the GCL Braves, where he did not appear due to a stress fracture in his back.
- Made his first Opening Day Roster on 2019 and had four different stints on Atlanta's roster during the season, splitting time between the major league club and Triple-A Gwinnett.
- Had his contract selected on August 10, 2018 and made his debut that night against Milwaukee... Tossed 1.0 perfect inning, fanning Jesus Aguilar for his first career strikeout.
 - **A** From the time of his initial selection through the end of the season, his 1.88 ERA was third lowest on the Atlanta staff (min. 10 IP)...His .104 opponents' average was lowest.
- Earned his first career win on September 8, 2018 at Arizona, after inheriting two runners and stranding the bases loaded in 0.1 inning.
- Made his first postseason roster after just 14 career major league games...Appeared in three games of the NLDS vs. LAD and allowed four runs (three earned) in 2.1 innings.

CAREER HIGHS

Most Innings Pitched
2.0, 3x, last: 6/30/19, ATL at NYM

Most Runs Allowed
4, 2x, last: 9/8/19, ATL vs. WSH

Most Earned Runs Allowed
4, 2x, last: 9/8/19, ATL vs. WSH

Most Hits Allowed
4, 4/4/19, ATL vs. CHC

Most Home Runs Allowed
2, 4/4/19, ATL vs. CHC

Most Walks
3, 8/13/18, ATL vs. MIA

Most Strikeouts
4, 8/17/18, ATL vs. COL

Longest Winning Streak
1 game, 9/8/18

Longest Losing Streak
None

- **A** All three earned runs scored on a Manny Machado home run in the seventh inning of Game 4.
- Placed on the injured list one time with Atlanta with a left abdomen strain.

MINOR LEAGUE NOTES

- In **2018**, split the minor-league season between High-A Florida, Double-A Mississippi and Triple-A Gwinnett, combining to go 4-3 with a 2.03 ERA (13 ER/57.2 IP), 11 saves and 77 strikeouts.
 - Fanned 77 batters in 57.2 minor league innings...His 12.0 SO/9.0 IP was highest among all Braves farmhands with at least 50.0 innings pitched.
- Appeared in a career-most 34 games between Double-A Mississippi and High-A Florida during the **2017** season...Finished 4-5 with a 6.09 ERA.
 - Set career highs in games, innings (57.2) and strikeouts (52).
- Spent five different stints on the IL.

AMATEUR

- Attended University of South Carolina - Upstate after graduating from Riverview High School in Sarasota, Fla.

TRANSACTIONS

- Selected by the Atlanta Braves in the fourth round of the 2014 First-Year Player Draft...Signed by Billy Best.
- On Atlanta's injured list (left abdomen strain) from April 29 to May 25, 2019; included a rehabilitation assignment to Triple-A Gwinnett.

COMPLETE RECORD

Year	Club	W-L	ERA	G	GS	CG	SHO	SV	IP	H	R	ER	HR	HB	BB	SO	WP	BK
2015	Rome	1-6	7.31	12	9	0	0	0	32.0	45	32	26	5	4	21	18	6	0
	GCL Braves	0-0	0.00	2	0	0	0	0	3.0	1	0	0	0	0	1	2	0	0
	Danville	0-0	0.00	1	0	0	0	0	2.0	0	0	0	0	0	1	0	2	0
2016	Rome	1-2	4.26	15	0	0	0	0	19.0	23	11	9	1	0	12	19	1	0
	Carolina	1-1	2.04	13	0	0	0	3	17.2	12	4	4	0	1	3	24	0	0
2017	Mississippi	0-0	0.00	2	0	0	0	0	2.0	0	0	0	0	0	0	2	0	0
	Mississippi	3-1	5.52	18	0	0	0	0	31.0	29	19	19	1	2	19	23	7	0
	Florida	1-4	6.75	16	0	0	0	2	26.2	32	21	20	3	4	13	29	7	2
2018	Florida	2-0	2.21	13	1	0	0	2	20.1	9	5	5	0	0	7	28	0	0
	Mississippi	2-3	1.93	22	0	0	0	6	28.0	16	9	6	1	4	13	37	4	0
	Gwinnett	0-0	1.93	9	0	0	0	3	9.1	5	2	2	0	0	9	12	3	0
2019	Atlanta	1-0	1.88	14	0	0	0	0	14.1	5	3	3	2	0	9	21	3	0
	Atlanta	0-0	6.21	32	0	0	0	0	29.0	28	22	20	6	3	19	38	3	1
	Gwinnett	2-1	4.79	17	0	0	0	2	20.2	23	11	11	3	2	4	32	1	0
2020	Atlanta	0-0	12.27	4	0	0	0	0	3.2	6	5	5	0	0	2	2	2	0
Minor Totals		13-18	4.34	140	10	0	0	18	211.2	195	114	102	14	18	102	228	29	2
Major Totals		1-0	5.36	50	0	0	0	0	47.0	39	30	28	8	3	30	61	8	1

DIVISION SERIES RECORD

Year	Club, Opp	W-L	ERA	G	GS	CG	SHO	SV	IP	H	R	ER	HR	HP	BB	SO	WP	BK
2018	Atl. Vs. LAD	0-0	11.57	3	0	0	0	0	2.1	2	4	3	1	0	4	0	0	0

MAJOR LEAGUE FIELDING RECORD

Position	PCT	G	PO	A	E	TC	DP
Pitcher	1.000	50	1	0	0	1	0



MIKE SOROKA

40

RIGHT-HANDED PITCHER

Full Name: **Michael John Graydon Soroka**

Bats: **Right**

Throws: **Right**

Height: **6-5**

Weight: **220**

DOB: **August 4, 1997**

Opening Day Age: **23**

Born: **Calgary, Canada**

Resides: **Calgary, Canada**

MLB Debut: **May 1, 2018**

MLB Service Time: **2.146**

Acquired: **Braves' first-round (28th overall) pick in 2015**

Contract Status: **Signed through 2021**

2020

- Made three starts with the Braves and went 0-1 with a 3.95 ERA (6 ER/13.2 IP)...Tore his right Achilles on August 3 and missed the remainder of the season.
- Made his first career Opening Day start and was named to his first Opening Day roster.
 - A* At age 22 years, 355 days, was the youngest Opening Day starter in the franchise's modern era...The last Braves pitcher to start Opening Day at a younger age was Tommy Bond in 1878, when he started the opener for the Boston Red Caps against the Providence Greys at 22 years and 29 days old.
 - A* Soroka was the youngest Opening Day starter since Miami's Jose Fernandez pitched at 21 years, 243 days to open the Marlins' 2014 season...He is the youngest Canadian in the modern era to start on Opening Day, and the first Canadian to ever start Opening Day for the Braves.

MAJOR LEAGUE NOTES

- **Awards:** N.L. All-Star (2019).
- In 37 major league starts across three seasons, is 15-6 with a 2.86 ERA (68 ER/214.0 IP) and 171 strikeouts...Was named a 2019 N.L. All-Star.
 - A* Has spent his entire professional career with Atlanta after the Braves selected him in the first round of the 2015 First-Year Player Draft.
- Has pitched one postseason game, starting Game 3 of the 2019 NLDS against St. Louis...Got the ball at Busch Stadium and went 7.0 innings, allowing two hits and one run while striking out seven.

CAREER HIGHS

Most Innings Pitched

8.0, 2x, last: 6/7/19, ATL at MIA

Most Runs Allowed

5, 2x, last: 6/12/19, ATL vs. PIT

Most Earned Runs Allowed

5, 2x, last: 6/12/19, ATL vs. PIT

Most Hits Allowed

10, 6/12/19, ATL vs. PIT

Most Home Runs Allowed

3, 9/8/19, ATL vs. WSH

Most Walks

4, 8/3/20, ATL vs. NYM

Most Strikeouts

9, 7/14/19, ATL at SD

Longest Winning Streak

10 games, 4/24-7/14/19

Longest Losing Streak

2 games, 7/20-8/27/19

- A* He set a Braves postseason record, retiring 17 consecutive batters between the second and seventh innings.
- A* Became the youngest pitcher to allow two or fewer baserunners over at least 7.0 innings in a postseason game.

- Has made three trips to the injured list in his career, missing time in 2018 and 2020.
 - Made two trips with a right shoulder strain in 2018, first missing from 5/14 to 6/13 before being sidelined for good from 6/20 through the end of the season... Transferred to the 60-day DL on June 27.
 - Tore his right Achilles on 8/3/20 and missed the remainder of the season.
- Finished second in the N.L. Rookie of the Year voting, sixth in Cy Young balloting and earned All-Star honors during his rookie season in 2019.
 - Made 29 starts during the season, going 13-4 with a 2.68 ERA (52 ER/174.2 IP), 142 strikeouts and a .236 opponents' average...Ranked third in the N.L. in ERA (2.68) and tied for 10th in wins (13).
 - His 2.68 ERA was the lowest by a rookie in the majors, and the lowest by any rookie pitcher since Miami's Jose Fernandez pitched to a 2.19 ERA over 28 starts in 2013...Soroka's mark was third lowest by any Braves rookie in the live-ball era (since 1920), trailing just a 2.38 ERA by Jim Turner in 1937 and a 2.57 mark by Nate Andrews in 1943, both of which came when the franchise was still in Boston.
 - Went 7-1 with a 1.55 ERA (17 ER/98.2 IP) over 16 starts on the road...Soroka's 1.55 ERA on the road was best in the majors among qualified starters, and nearly a full point lower than the closest pitcher (Jacob deGrom, 2.34)...Since 1913, only three qualified Braves pitchers had a better ERA on the road than Soroka's mark in 2019...Greg Maddux pitched to a 1.12 ERA in 1995 and a 1.37 ERA in 1994, while Bill James compiled a 1.53 ERA on the road for the 1914 Boston Braves.
- Turned 22 years old on August 4, 2019 and went 12-3 with a 2.58 ERA (40 ER/139.2 IP) in 24 starts aged 21 or younger...His 24 starts before turning 22 are fourth-most in franchise history since 1908, and the most since Steve Avery made 56 such starts.
 - He is one of 145 pitchers in the live-ball era (since 1920) to make at least 24 starts aged 21 or younger...Of those 145 pitchers, Soroka's 2.58 ERA was fifth lowest, trailing just José Fernandez (2.25 in 36 starts), Dwight Gooden (2.28 in 99 starts), Mark Fidrych (2.34 in 29 starts) and Vida Blue (2.36 in 49 starts).
- Won a career-best 10 consecutive decisions, April 24 to July 14, 2019...Went 10-0 with a 2.27 ERA (23 ER/91.1 IP) during the stretch, which spanned 15 total starts.
 - Became just the sixth Braves pitcher in the live-ball era (since 1920) with a double-digit win streak and the first since Greg Maddux also won 10 straight in 2001.
- Went 9-1 with a 2.42 ERA (24 ER/89.1 IP) over 15 starts to open the 2019 season and became the youngest pitcher in franchise history to be named an All-Star.
 - Made his All-Star Game debut with a scoreless sixth inning, 7/9 at Progressive Field...Retired Whit Merrifield, Carlos Santana and Dan Vogelbach.
 - Soroka, 21, and Ronald Acuña Jr., 21, both making the National League team marked the first time in major league history a single club had two players under the age of 22 go to the All-Star Game in the same season.
- Allowed no more than one earned run in each of his first eight starts of 2019...Soroka joined Cincinnati's Edinson Vólquez (2008) and Oakland's Mike Norris (1980) as the only pitchers in the live-ball era (since 1920) to begin the season with eight consecutive starters of one earned run or less...No pitcher has gone nine straight.
 - For his career, the righty allowed one earned run or fewer in 11 of his first 13 starts...Since earned runs became an official statistic in both leagues in 1913, no other pitcher in history had as many such starts among his first 13 career games... In fact, Soroka was the only one to have eight such starts through his first 10 career games.
 - Soroka's 1.07 ERA was the third lowest in history (since 1913) by a pitcher aged 21 or younger in his first eight starts of the season, according to research by the Elias Sports Bureau...Only Los Angeles' Fernando Valenzuela (0.50, 1981) and Oakland's Vida Blue (1.02, 1971) had lower marks through eight starts.
- Had his contract selected from Triple-A Gwinnett on May 1, 2018 and made his major league debut that night at New York (NL)... Made his major league debut at the age of 20 years, 270 days... Was the youngest pitcher to make his debut in a start for Atlanta since RH Julio Teheran debuted at 20 years, 100 days on 5/7/11.

COMPLETE RECORD

Year	Club	W-L	ERA	G	GS	CG	SHO	SV	IP	H	R	ER	HR	HB	BB	SO	WP	BK
2015	GCL Braves	0-0	1.80	4	3	0	0	0	10.0	5	2	2	0	2	1	11	0	0
	Danville	0-2	3.75	6	6	0	0	0	24.0	28	12	10	0	2	4	26	1	0
2016	Rome	9-9	3.02	25	24	1	0	0	143.0	130	58	48	3	9	32	125	8	1
2017	Mississippi	11-8	2.75	26	26	0	0	0	153.2	133	58	47	10	10	34	125	7	0
2018	Gwinnett	2-1	2.00	5	5	1	1	0	27.0	20	6	6	0	0	6	31	1	0
	Atlanta	2-1	3.51	5	5	0	0	0	25.2	30	14	10	1	0	7	21	2	0
	Rome	0-0	0.00	1	1	0	0	0	3.2	0	0	0	0	0	0	3	0	0
2019	Gwinnett	1-0	3.86	2	2	0	0	0	9.1	5	4	4	1	0	1	10	0	0
	Atlanta	13-4	2.68	29	29	0	0	0	174.2	153	56	52	14	7	41	142	3	0
2020	Atlanta	0-1	3.95	3	3	0	0	0	13.2	11	7	6	0	1	7	8	1	0
Minor Totals		23-20	2.84	69	67	2	1	0	370.2	321	140	117	14	23	78	331	17	1
Major Totals		15-6	2.86	37	37	0	0	0	214.0	194	77	68	15	8	55	171	6	0

DIVISION SERIES RECORD

Year	Club, Opp	W-L	ERA	G	GS	CG	SHO	SV	IP	H	R	ER	HR	HP	BB	SO	WP	BK
2019	Atl. vs. Stl.	0-0	1.29	1	1	0	0	0	7.0	2	1	1	0	0	0	7	0	0

ALL-STAR GAME RECORD

Year	Club, Site	W-L	ERA	G	GS	CG	SHO	SV	IP	H	R	ER	HR	HP	BB	SO	WP	BK
2019	N.L., Cle	0-0	0.00	1	0	0	0	0	1.0	0	0	0	0	0	0	0	0	0

MAJOR LEAGUE FIELDING RECORD

Position	PCT	G	PO	A	E	TC	DP
Pitcher	1.000	37	13	30	0	43	6

MAJOR LEAGUE BATTING RECORD

Year	Club	AVG	G	AB	R	H	2B	3B	HR	RBI	SH	SF	HP	BB	SO	SB	CS	E
2019	Atlanta	.077	27	52	2	4	0	0	0	3	7	0	2	2	22	0	0	0
Major Totals		.083	31	60	2	5	0	0	0	3	7	0	2	2	23	0	0	0

2020 MONTHLY BATTING AND PITCHING TOTALS

Month	G	Avg.	Runs	HR	W-L	Sv-Op	ERA	SO-BB
July	8	.235	46	9	5-3	3-4	4.76	70-23
August	26	.269	129	39	15-11	5-8	4.18	208-98
September	26	.277	173	55	15-11	5-7	4.53	228-99
60		.268	348	103	35-25	13-19	4.41	506-220



DANSBY SWANSON

7

INFIELDER

Full Name: **James Dansby Swanson**

Bats: **Right**

Throws: **Right**

Height: **6-1**

Weight: **190**

DOB: **February 11, 1994**

Opening Day Age: **27**

Born: **Kennesaw, GA**

Resides: **Nashville, TN**

MLB Debut: **August 17, 2016**

MLB Service Time: **4.047**

Acquired: **Trade with Arizona, January 14, 2015**

Contract Status: **Signed through 2021**

2020

- In his fifth major-league season, played in all 60 of Atlanta's games and hit a career-best .274/.345/.464 (65-for-237) with 15 doubles, 10 home runs, 35 RBI and 49 runs scored.
 - ♣ Was one of 15 players and three Braves to appear in at least 60 games in 2020... Starling Marte played in a majors-most 61 games after beginning the season with Arizona and finishing the campaign with Miami...Freddie Freeman and Marcell Ozuna also played in 60 games.
 - ♣ They were the only trio of teammates to appear in all of their team's games.
- **N.L. Ranks:** runs (49, 3rd), hits (49, 9th).
 - ♣ Produced a career-best 2.6 bWAR...Had 1.5 bWAR in 127 games in 2019.
- His 49 runs scored trailed only the totals of Freddie Freeman (51) and San Diego's Fernando Tatis Jr. (50) for the major- league lead.
 - ♣ Only two other shortstops in modern franchise history (since 1900) have scored that many runs in the first 60 games of the season...Rafael Furcal had a record 55 runs through this period in 2003, while Bill Urbanski also scored 49 in 1934.
 - ♣ Scored his 25th run in his 28th game, becoming the quickest shortstop to 25 runs by games played in the franchise's modern era (previously: Bill Urbanski in 1932, 29th game).
 - ♣ Scored a run in a career-most eight consecutive games, from 8/16-26, the third longest such streak by a Braves shortstop since the team relocated to Atlanta in 1966...Rafael Furcal had the two longer ones (10 games in '03 & 9 games in '00).

CAREER HIGHS

Most Runs

5, 9/9/20, ATL vs. MIA

Most Hits

4, 9/25/19, ATL at KC

Most Doubles

3, 8/23/20, ATL vs. PHI

Most Triples

1, 10x, last: 5/10/19, ATL at ARI

Most Home Runs

2, 3x, last: 7/4/19, ATL vs. PHI

Most RBI

5, 2x, last: 7/26/20, ATL at NYM

Most Walks

3, 4x, last: 9/11/20, ATL at WSH

Most Stolen Bases

1, 31x, last: 9/9/20, ATL vs. MIA

Longest Hitting Streak

11 games, 2x, last: 8/12-26/20

- ♣ Scored a single-game career-high five runs on 9/9 against the Marlins...Is one of just six Atlanta-era players to score that many runs in a game, joining Adam Duvall and Austin Riley, who also did so in that game...Swanson reached base safely five times (3 H, 1 BB, 1 HBP).

- Hit a major league-best .402 (41-for-102) off relievers...He had 14 extra-base hits (8 2B, 6 HR) and 24 RBI facing relief pitchers.
 - Swanson had a .471 on-base percentage in these at-bats, third best in the majors, topped by only teammate Freddie Freeman (.491) and the Mets' Michael Conforto (.480).
 - His .657 slugging percentage was seventh best.
- In late and close situation – in the seventh inning or later when games are within one run or the tying run is on deck – went 16-for-32 with a .529 on-base percentage and a 1.404 OPS...He hit three homers in these situations.
 - For his career, is a .340/.393/.520 batter in late and close situations.
- Hit 10 home runs, reaching the double-figure mark in homers for the third consecutive season.
 - His last home run, on 9/26 vs. Boston, was the 50th of his career...Only three other Braves shortstops in modern history have more homers from that position (Johnny Logan and Jeff Blauser, 92 & Rafael Furcal, 57).
- Finished third on the team with 35 RBI (Ozuna, 56 and Freeman, 53)...He had 11 RBI in Atlanta's first eight games, the most by a Braves shortstop through the team's first eight games since the franchise moved to Atlanta in 1966.
- Began the season with a 10-game hitting streak, and then had a career-high-tying 11-game hitting streak from 8/12-26...In that latter stretch, batted .417/.429/.667 (20-for-48).
 - Was one of just seven players in the majors to have multiple double-digit hitting streaks in 2020, joining teammate Freddie Freeman, Seattle's Kyle Lewis, San Diego's Manny Machado, New York-NL's Dominic Smith, Washington's Trea Turner and Boston's Alex Verdugo.
- Went 20-for-43 (.465) hitting balls to the opposite field with a .721 slugging percentage (5 2B, 2 HR)...Batted .258 (90-for-349) in these situations in his first four seasons w/ a .381 slugging percentage.
- Was one of three Rawlings Gold Glove finalists for N.L. shortstops...Was worth 1.4 defensive bWAR, second most in the majors...Colorado's Nolan Arenado had 1.7...Swanson committed only two errors in 60 games.
 - Since the start of the 2018 season, Swanson's 3.8 defensive bWAR is tied for seventh best among all N.L. players.
- Drove a 1-0 pitch from Washington's Daniel Hudson over the centerfield wall on 8/17 to cap a four-run ninth inning and give Atlanta a walk-off win.
 - The walk-off homer was the first of Swanson's career and his fourth career game-ending RBI...According to the Elias Sports Bureau, Swanson became just the second Braves leadoff hitter with a walk-off homer over the last 40 years...In 2008, Yunel Escobar hit a two-run homer in the 10th inning to beat the Marlins.
 - Adam Duvall drove a two-run home run out to left to open the scoring in the ninth inning for the Braves before Swanson ended the game...The win was the first for Atlanta in which it hit two ninth-inning homers, one of which was a walk-off, since 4/6/13, when brothers B.J. and Justin Upton homered to beat the Cubs.
- Hit three doubles on 8/23 against the Phillies... Only three other Atlanta-era (since '66) shortstops have accomplished that, and none since Yunel Escobar on 5/31/09 at Arizona.
 - Was one of eight players in the major leagues in 2020 to have at least three two-base hits in a game...The seven others also hit three doubles.
- Tied a single-game career best with five RBI on 7/26/20 at New York-NL...Went 3-for-5, falling a triple shy of the cycle.
 - Hit a two-run home run, his only homer in 62 career games against the Mets...Has at least six homers against each of the other N.L. East teams.
- Was the Opening Day shortstop for the fourth consecutive season, the first Braves player to accomplish that since Rafael Furcal started five straight openers from 2001-05.

2020 POSTSEASON

- Was Atlanta's starting shortstop for all 12 playoff games...Hit .267/.333/.556 (12-for-45) with two doubles, one triple, three homers and nine RBI.
 - Set Braves' shortstop single-postseason records in hits, home runs, extra-base hits (6) and RBI...His five walks were tied for second most, trailing the six Jeff Blauser had in 1996.
 - Drove in at least one run in exactly half (6-of-12) of Atlanta's postseason games.
- Hit two home runs and a triple in the Division Series against Miami, driving in five, a franchise record for a shortstop in a single Division Series.

A Homered in Games 1 and 2 of the series, becoming the only shortstop in Braves history to homer in consecutive postseason games.

- Hit a solo home run in Game 7 of the NLCS, off the Dodgers' Tony Gonsolin, to give Atlanta a 2-0 lead...Became just the fourth shortstop in history to hit a homer in a Game 7 of a postseason series...It had not been done since Oakland's Bert Campaneris in the 1973 World Series...NYY's Phil Linz (1964 WS) and WSH's Roger Peckinpaugh (1925 WS) were the others.
- Went 3-for-4 with a stolen base in Game 6 of the NLCS against Los Angeles.

A Only two other Braves shortstops have produced three hits and a steal in a postseason game (Furcal, Game 2 of the 2004 NLDS and Walt Weiss, Game 3 of the 1998 NLDS and Game 1 of the 1999 NLCS).

MAJOR LEAGUE NOTES

- Has played 505 games in his five-year major-league career, hitting .249/.321/.396 (452-for-1,815) with 96 doubles, 10 triples, 50 home runs, 227 RBI and 256 runs scored.
 - A** Spent his entire big-league career with Atlanta...Got traded to the Braves from Arizona in a five-player deal in December 2015...Was selected first overall in the draft earlier that year.
- Over the last three seasons, has committed just 24 errors, in 2,769.2 innings at shortstop...Among players with at least 2,750.0 innings at that position in that time, his 24 errors are the fewest.
 - A** Has 22 Defensive Runs Saved (DRS) since 2018 (FanGraphs), the fifth most among shortstops...Only Nick Ahmed (51), Paul DeJong (38), Andrelton Simmons (33) and Francisco Lindor (26) have more in that time.
- In the seventh inning or later, has hit .301/.361/.479 (188-for-624) in his career with 63 extra-base hits (37 2B, 4 3B, 22 HR) and 93 RBI... His .301 average is the seventh best in the majors in that time (min. 500 ABs)...He has hit nearly half, 22-of-50 (44%), of his home runs in these situations.
 - A** When the game is within one run in the seventh inning or later, has hit .358 (54-for-151), easily the best in the majors among players that have taken at least 100 at-bats in those situations over the last five seasons.
 - A** When facing relief pitchers, has hit .291/.356/.464 (219-for-752)...Batted .402 off opposing relievers in 2020, the best in the majors.
- Has 17 games of postseason experience, all over the last two seasons...Was the Braves' starting shortstop in each of their playoff games in that time...Has hit .302/.357/.556 (19-for-63) with nine extra-base hits (5 2B, 1 3B, 3 HR) and 11 RBI.
 - A** In the 2019 NLDS vs. St. Louis, hit a game-tying double with two outs in the ninth inning of Game 3...Atlanta was trailing 1-0 and the series was tied...The Braves would go on to win, 3-1...Finished the game 3-for-4 with two doubles...Was the fourth Braves player to collect a game-tying or go-ahead hit in the postseason with the Braves down to their final out...The only others to do so were Luis Polonia (Game 3 of the 1995 NLDS vs. COL), Otis Nixon (Game 6 of the 1992 World Series vs. TOR) and Francisco Cabrera (Game 7 of the 1992 NLCS vs. PIT).
- Has four career game-ending hits, one in each of the last four seasons.
 - A** Hit a walk-off single in the ninth inning on 4/7/19 vs. Miami...The game was tied, 3-3.
 - A** Capped a six-run ninth inning on 5/20/18 vs. the Marlins with a two-run walk-off single...The rally was Atlanta's biggest ninth-inning comeback since a seven-run rally on 5/20/10 vs. Cincinnati, exactly eight years prior.
 - A** His first career walk-off was a run-scoring single on 4/17/17 vs. San Diego, breaking a 4-4 tie in the ninth inning.
- In 2019, hit a career-best 17 home runs, matching the most by a Braves shortstop in the Atlanta-era of franchise history (since 1966)...Jeff Blauser (1997) and Andrelton Simmons (2013) also hit 17... Denis Menke is the only other shortstop in all-time Braves history to hit more (20 in 1964).
 - A** Also had a career-best 65 RBI that season, the sixth most by a shortstop in a single-season of Atlanta franchise history...Had 20 RBI in April and 57 prior to the All-Star break, both franchise records.
 - A** Also had a career-most 46 extra-base hits (26 2B, 3 3B, 17 HR)...Had 13 such hits in March and April, again a franchise record for shortstops prior to May.
 - A** Also had a career-best 121 hits...Had two separate hitting streaks of 10 or more games...Would accomplish that again in 2020.

- In his first full major-league season, 2017, ranked among the top five of N.L. rookies in walks (59, 3rd), runs (59, 4th), hits (113, 5th) and doubles (23, 5th).
- Made his major-league debut on 8/17/16 vs. Minnesota, in his first full professional season and in his first season in Atlanta's organization...Went 2-for-4 starting at the shortstop and hitting eighth...Became the 14th Atlanta Braves player to record at least two hits in his major-league debut...Finished the campaign with 39 hits in 37 games.

- *A* Hit an inside-the-park home run for his first career home run, on 9/6 at Washington...Was just the second Atlanta player to accomplish that, joining Paul Runge, who did so on 7/28/85.
- *A* Added his second home run the next night, also at Washington, to become the eighth player in Atlanta franchise history (since 1966) to hit his first two home runs in consecutive games.

- Has been on the injured list twice in his major-league career.
 - *A* Missed just over one month in 2019 with a right foot contusion...Suffered the injury on the basepaths on 7/23 against Kansas City.
 - *A* Missed two weeks in May 2018 with left wrist inflammation, and then left Atlanta's game on 9/25 at New York-NL with left wrist soreness...An MRI later revealed a partially torn ligament in his left hand...Following the season, on 11/5, underwent a procedure to remove a loose body in his left wrist...Braves head physician Dr. Gary Lourie performed the procedure in Atlanta.

- *A* Selected to the SiriusXM All-Star Futures Game at Petco Park in San Diego...Played for the USA team.
- *A* Played in 105 total minor-league games that season and posted a .362 on-base percentage.

AMATEUR

- Played baseball at Vanderbilt University from 2013-2015...Led the Commodores to consecutive College World Series appearances his final two seasons, including the school's first-ever championship in 2014...Was named the Most Outstanding Player of the 2014 CWS.
- Hit .335 (94-for-281) with 15 home runs and 64 RBI in 71 games, all starts, for the Commodores during his junior year, his final season with Vanderbilt.
 - *A* Named a finalist for the 2015 USA Golden Spikes Award, won by current Boston OF Andrew Benintendi...Led the SEC in runs scored (76), hits (94), doubles (24) and total bases (175)...Finished second in walks (43) and fourth in RBI (64).
- Graduated from Marietta (GA) High School, where he also played basketball.

PERSONAL

- Resides in Nashville, Tenn., and is actively involved with the West Nashville Dream Center during the off-season...Enjoys participating in various off-season charitable events during the holidays in Nashville and Atlanta.
- In his spare time, enjoys writing, cooking and playing with his dog, Bentley.
- Is dating Mallory Pugh, a member of the U.S. Women's National Soccer team.

TRANSACTIONS

- Selected by the Arizona Diamondbacks in the first round (1st overall) in the 2015 First-Year Player Draft...Signed by Nate Birtwell.
- Acquired by the Atlanta Braves along with OF Ender Inciarte and RHP Aaron Blair from the Arizona Diamondbacks in exchange for RHP Shelby Miller and LHP Gabe Speier on December 8, 2015.
- On Atlanta's disabled list (left wrist inflammation) from May 4 to May 19, 2018; included an injury rehabilitation assignment to Rome (A).
- On Atlanta's injured list (right foot contusion) from July 24 to August 26, 2019; included a rehabilitation assignment with Rome (A).

MINOR LEAGUE NOTES

- After getting drafted first overall in 2015 by Arizona, played in just 127 minor-league games before getting promoted to the majors in 2016, his first full professional season...Has played 11 non-rehab games in the minors since, all coming in 2017 with Triple-A after getting optioned.
- Named a Southern League Mid-Season All-Star in 2016 with Double-A Mississippi...Had 14 extra-base hits (7 2B, 3 3B, 4 HR) and 22 RBI in 44 games prior to the break...Entered the campaign as Atlanta's No. 1 prospect.
 - *A* Began the season with High-A Carolina...Posted a .966 OPS in 21 games before getting promoted to Double-A at the end of April.

COMPLETE RECORD

Year	Club	AVG	G	AB	R	H	2B	3B	HR	RBI	SH	SF	HP	BB	SO	SB-CS	OBP	SLG	E
2015	Hillsboro	.289	22	83	19	24	7	3	1	11	0	1	1	14	14	0-0	.394	.482	3
2016	Carolina	.333	21	78	14	26	12	0	1	10	0	0	0	15	13	7-1	.441	.526	3
	Mississippi	.261	84	333	54	87	13	5	8	45	0	2	7	35	71	6-2	.342	.402	8
	Atlanta	.302	38	129	20	39	7	1	3	17	1	2	0	13	34	3-0	.361	.442	6
2017	Atlanta	.232	144	488	59	113	23	2	6	51	0	4	0	59	120	3-3	.312	.324	20
	Gwinnett	.237	11	38	5	9	1	0	1	5	0	0	1	6	9	1-0	.356	.342	0
2018	Atlanta	.238	136	478	51	114	25	4	14	59	6	3	2	44	122	10-4	.304	.395	10
	Rome	.500	1	4	0	2	0	0	0	0	0	0	0	0	0	0-0	.500	.500	0
2019	Atlanta	.251	127	483	77	121	26	3	17	65	1	5	5	51	124	10-5	.325	.422	12
	Rome	.400	3	10	2	4	0	0	0	1	0	0	0	3	2	0-0	.538	.400	0
2020	Atlanta	.274	60	237	49	65	15	0	10	35	0	1	4	22	71	5-0	.345	.464	2
Minor Totals		.278	142	546	94	152	33	8	11	72	0	3	9	73	109	14-3	.371	.429	14
Major Totals		.249	505	1815	256	452	96	10	50	227	8	15	11	189	471	31-12	.321	.396	50

WILD CARD RECORD

Year	Club, Opp.	AVG	G	AB	R	H	2B	3B	HR	RBI	SH	SF	HP	BB	SO	SB	CS	E
2020	Atl. vs. Cin.	.111	2	9	0	1	0	0	0	0	0	0	0	0	5	0	0	0

DIVISION SERIES RECORD

Year	Club, Opp.	AVG	G	AB	R	H	2B	3B	HR	RBI	SH	SF	HP	BB	SO	SB	CS	E
2019	Atl. vs. Stl.	.389	5	18	3	7	3	0	0	2	0	0	0	1	6	0	0	0
2020	Atl. vs. Mia.	.400	3	10	3	4	0	1	2	5	0	1	0	1	2	0	0	1
D.S. Totals		.393	8	28	6	11	3	1	2	7	0	1	0	2	8	0	0	1

CHAMPIONSHIP SERIES RECORD

Year	Club, Opp.	AVG	G	AB	R	H	2B	3B	HR	RBI	SH	SF	HP	BB	SO	SB	CS	E
2020	Atl. vs. LAD	.269	7	26	3	7	2	0	1	4	0	0	0	4	10	2	0	0

MAJOR LEAGUE FIELDING RECORD

Position	PCT	G	PO	A	E	TC	DP
Shortstop	.974	501	615	1285	50	1950	284

2020 WALK-OFF WINS

The Braves had four walk-off wins in 2020, with three coming via the home run...INF Dansby Swanson produced the first game-ending home run of his career on August 17 against Washington...It came with Atlanta trailing by one and down to its last out...Swanson, hitting out of the No. 1 spot of the batting order, became just the second Braves lead-off hitter with a walk-off homer over the last 40 years (Elias)...Yunel Escobar also did so in 2008 against Miami.

In total, Atlanta had eight last at-bat wins...Since Brian Snitker took over as Braves skipper on May 17, 2016, Atlanta has 85 such wins, the most in the majors.

Date	Opponent	Score	Batter	Action	RBI	Pitcher	Inning	Outs
8/6	TOR	4-3	Nick Markakis	Home Run	1	Wilmer Font	9	1
8/17	WSH	7-6	Dansby Swanson	Home Run	2	Daniel Hudson	9	2
8/22	PHI	6-5	Adam Duvall	Single	1	Brandon Workman	9	2
9/25	BOS	8-7	Freddie Freeman	Home Run	2	Jeffrey Springs	11	0

**NON-ROSTER INVITEE**

FREDDY TARNOK

94

RIGHT-HANDED PITCHER

Full Name: **Frederic Michael Tarnok**Bats: **Right**Throws: **Right**Height: **6-4**Weight: **210**DOB: **November 24, 1998**Opening Day Age: **22**Born: **Brandon, FL**Resides: **Brandon, FL**MLB Debut: **None**MLB Service Time: **0.000**Acquired: **Braves' third-round pick (80th overall) in 2017**Contract Status: **Signed through 2021**

2020

- Did not pitch in 2020.
- Ended the season ranked by MLB.com as Atlanta's No. 11 prospect.

2019

- Spent the year with High-A Florida and made three rehab appearances with the GCL Braves... Combined to go 3-8 with a 4.75 ERA (56 ER/106.0 IP) in 22 starts.
 - ⚡ Went on the injured list on 6/4 with a right rotator cuff strain, and was reinstated on 7/17.
- Ended the season ranked by MLB.com as the Braves' No. 15 prospect.

2018

- In his first full professional season, pitched in 27 games, 11 starts, with Single-A Rome, going 5-5 with a 3.96 ERA (34 ER/77.1 IP) .
 - ⚡ Named a South Atlantic League Mid-Season All-Star after going 3-0 with a 1.42 ERA (5 ER/31.2 IP) in 15 games before the break.

2017

- Made his professional debut with the GCL Braves, going 0-3 with a 2.57 ERA (4 ER/14.0 IP) over eight starts.
 - ⚡ Allowed opponents to bat just .208.

AMATEUR

- Graduated from Riverview High School in suburban Tampa, Fla.
 - ⚡ Went 12-1 with an 0.81 ERA (9 ER/78.0 IP) across 22 games.
- Committed collegiately to the University of South Florida before signing with Atlanta.

TRANSACTIONS

- Selected by the Atlanta Braves in the third round (80th overall) of the 2017 First-Year Player Draft... Signed by Justin Clark.

COMPLETE RECORD

Year	Club	W-L	ERA	G	GS	CG	SHO	SV	IP	H	R	ER	HR	HB	BB	SO	WP	BK
2017	GCL Braves	0-3	2.57	8	8	0	0	0	14	11	6	4	0	1	3	10	1	0
2018	Rome	5-5	3.96	27	11	0	0	0	77.1	70	56	34	5	7	41	83	8	0
2019	Florida	3-7	4.87	19	19	1	0	0	98.0	105	56	53	6	6	36	82	3	1
	GCL Braves	0-1	3.38	3	3	0	0	0	8.0	3	3	3	1	2	1	9	0	0
Minor Totals		8-16	4.29	57	41	1	0	0	197.1	189	121	94	12	16	81	184	12	1



JOSH TOMLIN

32

RIGHT-HANDED PITCHER

Full Name: **Joshua Aubrey Tomlin**

Bats: **Right**

Throws: **Right**

Height: **6-1**

Weight: **190**

DOB: **October 19, 1984**

Opening Day Age: **36**

Born: **Tyler, TX**

Resides: **Tyler, TX**

MLB Debut: **July 27, 2010**

MLB Service Time: **10.033**

Acquired: **Signed to a minor-league contract, February 12, 2020**

Contract Status: **Signed through 2021**

2020

- In his 11th major-league season made five starts and appeared in 16 games and finished with a record of 2-2 with a 4.66 ERA.
 - Had a 2.95 ERA (6 ER/18.1 IP) with 24 strikeouts and four walks in 12 relief appearances.
 - Went 1-2 with a 6.33 ERA (15 ER/21.1 IP) in five starts this season.
- On September 24, became just the sixth active player to log at least 150 career starts and 100 relief appearances, joining Trevor Cahill, Rich Hill, Jordan Lyles, Oliver Perez and Jeff Samardzija.
- Beat the Nationals, 10-3, on September 6 to earn his first win of the season as a starter...Held Washington to three hits and one run over 6.0 innings.
 - The win was his first as a starter since October 1, 2017 while with Cleveland, and his first "quality" start since July 24, 2017, a span of 21 turns.
- Celebrated 10,000 years of major league service time on September 10.

2020 POSTSEASON

- On his sixth postseason roster and second with Atlanta, finished with a 10.13 ERA in two relief appearances in the NLCS against Los Angeles.
 - Pitched in Games 2 and 5...Tossed 2.0 scoreless innings in relief in Game 5 with two strikeouts while holding the Dodgers to one hit.

MAJOR LEAGUE NOTES

- Made 251 appearances and started in 150 games in his 11-year major-league career.

CAREER HIGHS

Most IP

9.0, 5x, last: 5/28/17, CLE vs KC

Most Runs Allowed

8, 6x, last: 4/3/18, CLE at LAA

Most Earned Runs Allowed

8, 2x, last: 4/3/18, CLE at LAA

Most Hits Allowed

12, 6/12/11, CLE at NYY

Most HR's Allowed

4, 2x, last: 4/24/18, CLE vs. CHI

Most Walks

4, 8/27/10, CLE vs. KC

Most Strikeouts

11, 6/28/14, CLE at SEA

Longest Winning Streak

9 games, 9/20/15-5/24/16

Longest Losing Streak

5 games, 2x, last: 4/3-7/7/18

- Has played for two teams – Cleveland (2010-18) and Atlanta (2019-20)...Came up through Cleveland's system after being selected in the 19th in the 2006 Amateur Draft.
- Went 61-53 in 144 starts and 39 relief appearances with a 4.77 ERA in nine seasons with Cleveland.

▲ Is 4-3 with a 4.08 ERA in six starts and 62 relief appearances in two seasons with Atlanta.

- Among all active pitchers in the majors with at least 500.0 innings pitched, ranks first with just 1.31 walks per 9.0 innings in his career since making his debut in 2010...In 1017.2 innings has walked 148 batters.

▲ It is also the lowest among any major league pitcher with at least 800.0 innings since 2000...Brad Radke is closest (1.36).

- His 76.1 innings in relief in 2019 were the fifth most in the National League...He also made a 3.0-inning start on September 25 at Kansas City.

▲ Pitched at least 2.0 innings in 20 of his 50 relief appearances, the second most such outings in the N.L., one off the total of Miami's Wei-Yin Chen (21).

- Recorded the first two saves of his big league career...First on June 9, 2019 at Miami (1.0 IP, 1 H, 2 K) and then again on July 31, 2019 at Washington (1.0 IP, 1 H, 1 BB).

- Since making his major league debut in 2010, has walked just 1.31 batters per 9.0 innings, by far the fewest among all active pitchers (min. 500.0IP)... It is also the lowest among any major league pitcher with at least 800.0 innings since 2000 Brad Radke is closest (1.36).

- Tossed a one-hit shutout with no walks and a career-high 11 strikeouts on June 28, 2014 at Seattle...Only hit was a fifth-inning single by Kyle Seager.

▲ Has pitched five career complete games.

- Led the majors in fewest walks per 9.0 innings in 2011 (1.14) and 2016 (1.03).
- Was the first pitcher in the live-ball era with at least 5.0 innings pitched in each of his first 37 career appearances...Matt Harvey was the second pitcher to reach the mark and the two remain the only pitchers in the live-ball era to begin their careers with 37 consecutive outings of at least 5.0 innings pitched.
- Made four starts in 10 postseason appearances and is 3-1 with a 4.00 ERA.

▲ Pitched in the postseason in 2016, for the entirety of the Indians' run to the World Series, and again in Cleveland's Division Series in 2017.

▲ In 2019, appeared in two games, both in relief, tossing 3.2 scoreless innings... Allowed two hits and no walks, while striking out two.

- Has six different stings on the injured list.
 - ▲ Underwent right elbow surgery on August 22, 2012 in Anaheim, Calif. by Dr. Lewis Yocum and has had seven different stings on the IL.

MINOR LEAGUE NOTES

- Was a four-time minor league All-Star...Received mid-season honors in **2006** with Mahoning Valley (SS), **2007** with Lake County (A), **2008** with Kinston (High-A), and **2010** with Columbus (AAA).
- In **2009** with Double-A Akron, led the Eastern League in wins (14) and was second in strikeouts (125) and WHIP (1.21).

AMATEUR

- Played two years at Angelina JC in Lufkin, Texas, from 2004-05...Pitched at Texas Tech in 2006.
- Graduated in 2003 from Whitehouse (TX) High School where he played football and baseball...
 - ▲ Also played infield in high school and college... Hit .351 at Angelina in 2005.

TRANSACTIONS

- Selected by the Cleveland Indians in the 19th round of the 2006 First-Year Player Draft...Signed by Mike Daly.
- On Cleveland's disabled list (strained right elbow) from August 25 to the end of the 2011 season... Transferred to the 60-day DL on September 25.
- On Cleveland's disabled list (strained right wrist), from May 8 to May 27, 2012.
- On Cleveland's disabled list (right elbow injury) from August 13 to end of the 2012 season... Transferred to the 60-day DL on September 9.
- On Cleveland's 60-day disabled list (recovery from "Tommy John" surgery) from February 18 to August 24, 2013
- On Cleveland's disabled list (recovering from right shoulder surgery) from March 29 to July 31, 2015...Transferred to the 60-day DL on April 10.
- On Cleveland's disabled list (strained left hamstring) from July 31 to August 31, 2017.
- On Cleveland's disabled list (strained right hamstring) from July 10 to August 22, 2018.
- Signed by the Milwaukee Brewers to a minor-league contract on February 7, 2019.
- Signed by the Atlanta Braves to a minor-league contract on March 20, 2019.
- Signed by the Atlanta Braves to a minor-league contract on February 12, 2020.
- Signed by the Atlanta Braves to a major-league contract on November 11, 2020.

COMPLETE RECORD

Year	Club	W-L	ERA	G	GS	CG	SHO	SV	IP	H	R	ER	HR	HB	BB	SO	WP	BK
2006	Mahoning Valley	8-2	2.09	15	15	0	0	0	77.1	56	24	18	5	4	15	69	3	0
2007	Lake County	10-3	3.30	26	15	0	0	0	103.2	103	44	38	10	7	19	89	5	0
	Kinston	1-1	3.58	6	5	0	0	0	27.2	24	13	11	0	0	12	20	2	0
2008	Kinston	9-5	2.98	40	9	1	1	3	102.2	82	40	34	10	7	16	109	9	0
	Buffalo	1-0	3.86	1	1	0	0	0	7.0	6	3	3	2	0	1	3	0	0
2009	Akron	14-9	4.16	26	25	0	0	0	145.0	149	81	67	21	7	27	125	3	0
2010	Columbus	8-4	2.68	20	17	1	0	0	107.1	83	34	32	11	2	33	80	4	0
	Cleveland	6-4	4.56	12	12	1	0	0	73.0	72	38	37	10	3	19	43	1	0
2011	Cleveland	12-7	4.25	26	26	0	0	0	165.1	157	80	78	24	3	21	89	3	0
2012	Cleveland	5-8	6.36	21	16	0	0	0	103.1	126	74	73	18	3	25	56	4	0
2013	AZL Indians	0-0	0.00	2	2	0	0	0	2.0	1	0	0	0	0	0	2	0	0
	Lake County	0-0	0.00	3	1	0	0	0	4.1	1	0	0	0	0	0	4	0	0
	Akron	0-0	1.50	2	2	0	0	0	6.0	3	1	1	0	1	0	4	0	0
	Columbus	2-0	2.40	3	3	0	0	0	15.0	12	4	4	0	2	0	11	0	0
	Cleveland	0-0	0.00	1	0	0	0	0	2.0	2	0	0	0	0	0	0	0	0
2014	Columbus	2-1	2.25	6	6	1	1	0	40.0	26	10	10	5	0	10	33	0	0
	Cleveland	6-9	4.76	25	16	1	1	0	104.0	120	66	55	18	1	14	94	6	0
2015	AZL Indians	0-0	9.00	1	1	0	0	0	2.0	3	2	2	0	0	0	3	0	0
	Akron	0-0	0.00	1	1	0	0	0	2.2	3	0	0	0	0	1	2	0	1
	Mahoning Valley	0-1	7.36	1	1	0	0	0	3.2	3	3	3	0	0	2	3	1	0
	Columbus	1-2	4.22	4	4	0	0	0	21.1	25	10	10	3	0	1	17	0	0
2016	Cleveland	7-2	3.02	10	10	2	0	0	65.2	47	22	22	13	2	8	57	1	0
	Cleveland	13-9	4.40	30	29	0	0	0	174.0	187	97	85	36	3	20	118	4	0
2017	Cleveland	10-9	4.98	26	26	1	0	0	141.0	166	80	78	23	4	14	109	1	0
	Mahoning Valley	0-0	2.45	1	1	0	0	0	3.2	8	5	1	1	0	0	4	1	0
2018	Cleveland	2-5	6.14	32	9	0	0	0	70.1	92	52	48	25	4	12	46	5	0
	Columbus	0-1	6.75	3	3	0	0	0	9.1	19	7	7	3	0	0	8	0	0
2019	Akron	0-0	0.00	1	1	0	0	0	3.0	1	0	0	0	0	0	3	0	0
	Atlanta	2-1	3.74	51	1	0	0	2	79.1	82	35	33	14	0	7	51	2	0
2020	Atlanta	2-2	4.76	17	5	0	0	0	39.2	40	22	21	6	1	8	36	1	0
Minor Totals		56-29	3.17	162	113	3	2	3	685.2	608	281	241	71	30	137	589	28	1
Major Totals		65-56	4.69	251	150	5	1	2	1017.2	1091	566	530	187	24	148	699	28	0

DIVISION SERIES RECORD

Year	Club, Opp	W-L	ERA	G	GS	CG	SHO	SV	IP	H	R	ER	HR	HBP	BB	SO	WP	BK
2016	Cle. vs. Bos.	1-0	3.60	1	1	0	0	0	5.0	4	2	2	0	0	1	4	0	0
2017	Cle. vs. NYY	1-0	0.00	2	0	0	0	0	3.0	0	0	0	0	0	0	4	0	0
2019	Atl. vs. Stl.	0-0	0.00	2	0	0	0	0	3.2	2	0	0	0	0	0	2	0	0
D.S. Totals		2-0	1.54	5	1	0	0	0	11.2	6	2	2	0	0	1	10	0	0

CHAMPIONSHIP SERIES RECORD

Year	Club, Opp	W-L	ERA	G	GS	CG	SHO	SV	IP	H	R	ER	HR	HBP	BB	SO	WP	BK
2016	Cle. vs. Tor.	1-0	1.59	1	1	0	0	0	5.2	3	1	1	0	0	2	6	0	0
2020	Atl. vs. LAD	0-0	10.13	2	0	0	0	0	2.2	4	3	3	1	0	0	4	0	0
C.S. Totals		1-0	4.32	3	1	0	0	0	8.1	7	4	4	1	0	2	10	0	0

WORLD SERIES RECORD

Year	Club, Opp	W-L	ERA	G	GS	CG	SHO	SV	IP	H	R	ER	HR	HBP	BB	SO	WP	BK
2016	Cle. vs. Chi.	0-1	7.71	2	2	0	0	0	7.0	8	6	6	1	0	2	1	0	0

MAJOR LEAGUE FIELDING RECORD

Position	PCT	G	PO	A	E	TC	DP
Pitcher	.961	251	86	109	8	203	11



TOUKI TOUSSAINT

62

RIGHT-HANDED PITCHER

Full Name: **Dany Gilbert Kiti Toussaint**

Bats: **Right**

Throws: **Right**

Height: **6-3**

Weight: **215**

DOB: **June 20, 1996**

Opening Day Age: **24**

Born: **Pembroke Pines, FL**

Resides: **Coral Springs, FL**

MLB Debut: **August 13, 2018**

MLB Service Time: **1.065**

Acquired: **Trade with Arizona, June 20, 2015**

Contract Status: **Signed through 2021**

2020

- Made seven appearances and a career high-tying five starts during the season, going 0-2 with an 8.88 ERA (24 ER/24.1 IP) and 30 strikeouts.
 - Made his first Opening Day roster after compiling a 2.08 ERA (2 ER/8.2 IP) in three games during the spring.
 - Made three total stints with Atlanta... Was with the club from Opening Day until August 25, again for one day on September 14, and finally from September 28 through the end of the season.
 - Pitched the remainder of the season at the club's Alternate Training Site.
- Set career highs in innings (6.2) and strikeouts (9) during a start on August 6 versus the Blue Jays... Has allowed three earned runs or less in seven of his 10 career starts.
 - In his first two starts of the season, allowed just three runs over 10.2 innings and fanned 14...Over his final three starts, went 0-2 and allowed 18 runs (14 earned) in 9.2 innings.
- With the bases empty, held opponents to a .200/.333/.436 line for a .770 OPS...With runners on base, opponents reached at a .372/.491/.698 clip for a 1.188 OPS.
 - With runners in scoring position opponents logged 11 hits in 30 at-bats and drew six walks, batting .367/.472/.667.
- Was on Atlanta's COVID-related injured list during Summer Camp workouts, missing from July 3 to July 23...Did not miss any time during the regular season.

CAREER HIGHS

Most Innings Pitched

6.2, 8/6/20, ATL vs. TOR

Most Runs Allowed

8, 9/14/20, ATL at BAL

Most Earned Runs Allowed

7, 4/20/19(2), ATL at CLE

Most Hits Allowed

7, 9/14/20, ATL at BAL

Most Home Runs Allowed

2, 2x, last: 9/14/20, ATL at BAL

Most Walks

6, 8/17/20, ATL vs. WSH

Most Strikeouts

9, 8/6/20, ATL vs. TOR

Longest Winning Streak

5 games, 9/19/18-6/11/19

Longest Losing Streak

2 games, 8/11/20-present

MAJOR LEAGUE NOTES

- Has pitched in 38 games and made 11 starts over three major league seasons, combining to go 6-3 with a 5.97 ERA (63 ER/95.0 IP) and 107 strikeouts from 2018-20.
 - Atlanta acquired him from the Arizona Diamondbacks in a three-player trade on June 20, 2015.

- Was on the Braves postseason roster for the 2018 NLDS vs. Los Angeles, and appeared in two games in relief during the season...Went 1-0 with a 0.00 ERA, allowing one hit and four walks over 3.0 scoreless innings.
- Atlanta selected his contract, optioned him to Triple-A Gwinnett and then appointed him as the 26th man for a doubleheader on August 13, 2018, and he made his debut that afternoon vs. Miami.
 - Tossed 6.0 two-hit innings in his debut, allowing one run and two walks while fanning four... Became just the third Braves pitcher over the last 110 seasons to go at least 6.0 innings and allow no more than two hits in his debut, joining James Parr (9/4/08 vs. WSH) and Armando Reynoso (8/11/91 vs. HOU).
 - Won his major league debut, and was one of four Braves pitchers to do so in 2018... Toussaint, Kolby Allard, Mike Soroka and Bryse Wilson all started and won their debuts last season, and the Braves are just the second team in the last 110 seasons to have four different starters win their MLB debut in the same season...The 2009 Baltimore Orioles had five such pitchers.
- Came out of the bullpen on April 13, 2019 vs. New York-NL and pitched 6.0 innings, allowing just one unearned run and striking out seven... The outing tied the longest effort by a Braves reliever in over 30 years.
 - RH Cristhian Martinez went 6.0 scoreless innings on 7/26/11 in a 19-inning game vs. PIT, entering that contest in the 11th inning.
 - The last Braves reliever to go as long in a nine-inning game was Rick Mahler on 9/4/87 vs. MON...Mahler went 6.1 scoreless innings, entering in the third inning and finishing the 7-4 victory.
- Made 24 starts at the minor-league level that year, splitting his season between Mississippi and Triple-A Gwinnett... Combined to go 9-6 with a 2.38 ERA (36 ER/136.1 IP) and 163 strikeouts.
 - At the time of his recall to Atlanta, his 163 strikeouts were most among Braves farmhands and tied for eighth most in the minor leagues.
 - Earned two Pitcher of the Month awards during the season, first in June at Mississippi (2-1, 1.17 ERA in five starts) and again in August with Gwinnett (3-0, 1.08 ERA in four starts)... Named International League Pitcher of the Week on 8/26.
 - Named a Southern League Mid-Season All-Star and a Minor League All-Star by *Baseball America*.
- Named High-A Florida's Pitcher of the Year in **2017** after fanning 10.5 batters per 9.0 innings over 19 starts with the club... Split the season between High-A Florida and Double-A Mississippi, combining to go 6-13 with a 4.53 ERA (73 ER/145.0 IP) over 26 starts.
 - Led all Atlanta farmhands and ranked tied for 13th in the minors with 167 strikeouts... The 167 strikeouts were the most by a Braves prospect since Chuck James fanned 193 batters in 2005.
 - Named Southern League Pitcher of the Week for 8/14-20 after throwing 7.0 scoreless innings with nine strikeouts on 8/19 vs. Pensacola.
 - Following the season, pitched with Peoria of the Arizona Fall League...Named an AFL Rising Star.

AMATEUR

- Attended Coral Springs Christian Academy.
- Was committed to Vanderbilt University prior to being drafted.

PERSONAL

- Name is pronounced TWO-key TWO-sahnt.

TRANSACTIONS

- Selected by the Arizona Diamondbacks in the first round (16th overall) of the 2014 First-Year Player Draft... Signed by Frankie Thon, Jr.
- Acquired by the Atlanta Braves along with RHP Bronson Arroyo from the Arizona Diamondbacks in exchange for INF Phil Gosselin on June 20, 2015.
- On Atlanta's COVID-related injured list, July 3 to July 23, 2020.

MINOR LEAGUE NOTES

- In six minor league seasons, has compiled a 27-44 record and a 4.31 ERA (273 ER/569.2 IP) over 116 total games, including 111 starts.
 - Pitched the 2014 and 2015 seasons in Arizona's organization before Atlanta acquired him during the 2015 season.
- Was named by the organization as Atlanta's Minor League Pitcher of the Year in **2018** and earned Pitcher of the Year honors for Double-A Mississippi.

COMPLETE RECORD

Year	Club	W-L	ERA	G	GS	CG	SHO	SV	IP	H	R	ER	HR	HB	BB	SO	WP	BK
2014	AZL D-backs	1-1	4.80	7	5	0	0	0	15.0	14	12	8	0	2	12	17	6	1
	Missoula	1-3	12.51	5	5	0	0	0	13.2	24	22	19	5	2	6	15	3	0
2015	Kane County	2-2	3.69	7	7	0	0	0	39.0	31	19	16	4	2	15	29	3	0
	Rome	3-5	5.73	10	10	1	1	0	48.2	40	33	31	6	3	33	38	7	0
2016	Rome	4-8	3.88	27	24	0	0	0	132.1	105	66	57	13	9	71	128	15	4
2017	Florida	3-9	5.04	19	19	0	0	0	105.1	101	61	59	8	8	42	123	10	0
	Mississippi	3-4	3.18	7	7	1	0	0	39.2	30	19	14	3	2	22	44	3	0
2018	Mississippi	4-6	2.93	16	16	0	0	0	86.0	66	36	28	7	7	36	107	6	0
	Gwinnett	5-0	1.43	8	8	0	0	0	50.1	35	10	8	0	1	17	56	3	0
2019	Atlanta	2-1	4.03	7	5	0	0	0	29.0	18	13	13	1	2	21	32	1	0
	Gwinnett	1-6	7.49	10	10	0	0	0	39.2	51	34	33	5	7	28	44	3	0
2020	Atlanta	4-0	5.62	24	1	0	0	0	41.2	44	28	26	5	7	26	45	6	0
	Atlanta	0-2	8.88	7	5	0	0	0	24.1	27	28	24	7	5	16	30	2	0
Minor Totals		27-44	4.31	116	111	2	1	0	569.2	497	312	273	51	43	282	601	59	5
Major Totals		6-3	5.97	38	11	0	0	0	95.0	89	69	63	13	14	63	107	9	0

DIVISION SERIES RECORD

Year	Club, Opp	W-L	ERA	G	GS	CG	SHO	SV	IP	H	R	ER	HR	HP	BB	SO	WP	BK
2018	Atl. vs. LAD	1-0	0.00	2	0	0	0	0	3.0	1	0	0	0	0	4	2	0	0

MAJOR LEAGUE FIELDING RECORD

Position	PCT	G	PO	A	E	TC	DP
Pitcher	.889	38	7	9	2	18	2

2020 DELAYS & POSTPONEMENTS

The Braves had seven games that were delayed or postponed in 2020, and all were impacted by inclement weather, including three that came during two separate trips to Philadelphia.

Date	Opponent	Time of Delay	Result
August 7	at Philadelphia	PPD - Rain (Rescheduled for August 9)	W, 8-0 (7)
August 19	vs. Washington	PPD - Rain (Rescheduled for September 4)	L, 10-9 (7)
August 25	vs. New York-AL	PPD - Rain (Rescheduled for August 26)	W, 2-1 (7)
August 28	at Philadelphia	12 minutes	L, 7-4 (11)
August 29	at Philadelphia	37 minutes	L, 4-1
September 24	vs. Miami	1 hour, 39 minutes	L, 4-2



NON-ROSTER INVITEE

VICTOR VODNIK

92

RIGHT-HANDED PITCHER

Full Name: **Victor Francisco Vodnik**

Bats: **Right**

Throws: **Right**

Height: **6-0**

Weight: **190**

DOB: **October 9, 1999**

Opening Day Age: **21**

Born: **Whittier, CA**

Resides: **Rialto, CA**

MLB Debut: **None**

MLB Service Time: **0.000**

Acquired: **Braves' 14th-round pick in 2018**

Contract Status: **Signed through 2021**

2020

- Added to the club's player pool on September 2.
 - Spent the rest of the season at the alternate training site in Gwinnett.
- Ended the season ranked by MLB.com as Atlanta's No. 17 prospect.

2019

- In his first full professional season, made 23 appearances, three starts, for Single-A Rome.
 - In May and June, pitched in nine games, two starts, and posted a 0.84 ERA (3 ER/32.0 IP) with nine walks and 27 strikeouts.
 - Went on the injured list on 6/26 with a blister, and missed over a month.
- Finished the season ranked by MLB.com as the Braves' No. 30 prospect.

2018

- Made his professional debut with the GCL Braves, pitching in four games.

AMATEUR

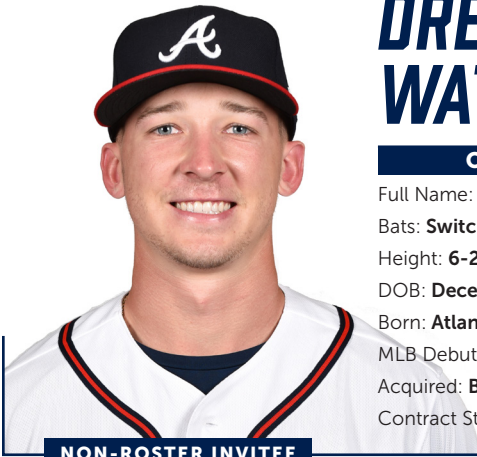
- Graduated from Rialto High School, just over 50 miles east of Los Angeles.
 - Pitched to a 2.77 ERA in his high school career, while hitting .360 in 91 games at the plate.
- Committed collegiately to Cal State Northridge before signing with Atlanta.

TRANSACTIONS

- Selected by the Atlanta Braves in the 14th round of the 2018 First-Year Player Draft...Signed by Kevin Martin.

COMPLETE RECORD

Year	Club	W-L	ERA	G	GS	CG	SHO	SV	IP	H	R	ER	HR	HB	BB	SO	WP	BK
2018	GCL Braves	1-1	9.64	4	0	0	0	0	4.2	8	5	5	1	0	1	9	0	0
2019	Rome	1-3	2.94	23	3	0	0	3	67.1	55	27	22	1	2	24	69	2	0
Minor Totals		2-4	3.38	27	3	0	0	3	72.0	63	32	27	2	2	25	78	2	0



NON-ROSTER INVITEE

DREW WATERS

74

OUTFIELDER

Full Name: **Andrew David Waters**Bats: **Switch**Throws: **Right**Height: **6-2**Weight: **185**DOB: **December 30, 1998**Opening Day Age: **22**Born: **Atlanta, GA**Resides: **Marietta, GA**MLB Debut: **None**MLB Service Time: **0.000**Acquired: **Braves' second-round pick (41st overall) in 2017**Contract Status: **Signed through 2021**

★★

MLB.COM'S 2021
TOP 100 PROSPECTS LIST

35

★★

2020

- Received a non-roster invitation to Atlanta's Spring Training...Played in a team-most 17 games and went 5-for-28 (.179) with one double, three RBI, two walks and three runs scored.
 - Struck out in 14 of his 30 plate appearances (46.7%).
 - Drove in two of his three runs with a first-inning single on 2/24 off the Blue Jays' Shun Yamaguchi.
 - Split his time defensively between all three outfield positions, appearing in eight games in center field, six games in right field and four in left field.
- Spent the rest of the season at the club's alternate training site.
- Ended the season ranked by MLB.com as the Braves' second-best prospect, behind OF Cristian Pache.

2019

- Split the campaign between Double-A Mississippi and Triple-A Gwinnett, hitting .309/.360/.459 (163-for-527) with seven home runs, 52 RBI and 80 runs scored.
 - Led all Atlanta minor leaguers in hits (163), doubles (40), triples (9, tied) and total bases (242)...Also ranked third in extra-base hits (56, tied) and runs (80, tied) and sixth in stolen bases (16).

Began the season with Mississippi and played in 108 games with the M-Braves before being transferred to Gwinnett on 8/5, where he finished the season.

- Named the Southern League Most Valuable Player...At 20 years old, became the youngest player to win the award since Delmon Young did so in 2005 as a 19-year-old for the Montgomery Biscuits.
 - Tabbed a Southern League Mid- and Post-Season All-Star...Also won the league's Player of the Week for the period of 6/10-16 (16-for-36, 4 2B, 2 HR, 7 RBI in 9 games).
 - Won the Southern League batting title after hitting .319 (134-for-420), a Mississippi single-season franchise record...The mark was previously held by Ozzie Albies, who hit .315 in 2016.
 - Also paced the Southern League in hits (134), doubles (35), triples (9) and extra-base hits (49), while finishing second in slugging percentage (.481) and OPS (.847).
 - Had a 30-game on-base streak from 5/23-6/26, the third-longest such streak in M-Braves history...Hit .388 (45-for-116) over the stretch with a .437 on-base percentage.
- Selected by the organization as the Mississippi's co-Player of the Year with OF Cristian Pache... Was also named the M-Braves' Player of the Month for April.
- With Gwinnett, hit .271 (29-for-107) with seven extra-base hits (5 2B, 2 HR) in 26 games...Also scored 17 runs, the most on the team from the time of his promotion through the end of the season.

- Finished the campaign ranked by MLB.com as Atlanta's No. 2 prospect.
- Named by *Baseball America* as the "Best Hitter for Average" in the Braves organization.
- After the season, was selected to USA Baseball's Premier12 roster, marking the first opportunity for Team USA to qualify for the Tokyo 2020 Olympic Games...The roster was comprised of 28 players (15 pitchers, 13 position players) not on Major League 40-man rosters.

A Waters hit one home run, going 1-for-9 (.111).

2018

- Combined to bat .293/.343/.476 in 114 games between Single-A Rome and High-A Florida.
 - A** Ranked in the Top 10 among Braves prospects in doubles (1st, 39), hits (2nd 135), stolen bases (2nd, 23), OPS (5th, .819), batting average (6th, .293) and slugging percentage (6th, .476).
- Named a South Atlantic League Mid- and Post-Season All-Star with Rome...Ranked fourth in the league in doubles (32, tied) and seventh in extra-base hits (47, tied).
- Tabbed by the organization as Rome's Player of the Year, and also earned Player of the Month honors for May (.325/.379/.675 in 20 games).
- Garnered South Atlantic League Mid-Season All-Star honors.

2017

- Appeared in 50 games between the GCL Braves and Rookie-Advanced Danville, combining to bat .278/.362/.429.
- Ranked 10th among all Atlanta farmhands (min. 175 at-bats) with a .791 OPS.

AMATEUR

- Was named the Gatorade State Player of the Year in Georgia after batting .510 (53-for-104) with 15 home runs and 13 doubles during his senior season at Etowah High School...Led the Eagles to the first Class AAAAAAA state title in school history.

TRANSACTIONS

- Selected by the Atlanta Braves in the second round (41st overall) of the 2017 First-Year Player Draft...Signed by Dustin Evans.

COMPLETE RECORD

Year	Club	AVG	G	AB	R	H	2B	3B	HR	RBI	SH	SF	HP	BB	SO	SB-CS	OBP	SLG	E
2017	GCL Braves	.347	14	49	13	17	3	1	2	10	0	0	2	7	11	2-1	.448	.571	1
	Danville	.255	36	149	20	38	11	1	2	14	0	0	1	16	59	4-2	.331	.383	3
2018	Rome	.303	84	337	58	102	32	6	9	36	0	1	6	21	72	20-5	.353	.513	8
	Florida	.268	30	123	14	33	7	3	0	3	0	1	1	8	33	3-0	.316	.374	0
2019	Mississippi	.319	108	420	63	134	35	9	5	41	0	2	4	28	121	13-6	.366	.481	6
	Gwinnett	.271	26	107	17	29	5	0	2	11	0	1	0	11	43	3-0	.336	.374	2
Minor Totals		.298	298	1185	185	353	93	20	20	115	0	5	14	91	339	45-14	.354	.461	20



JACOB WEBB

71

RIGHT-HANDED PITCHER

Full Name: **Jacob Lawrence Webb**

Bats: **Right**

Throws: **Right**

Height: **6-2**

Weight: **210**

DOB: **August 15, 1993**

Opening Day Age: **27**

Born: **Riverside, CA**

Resides: **Riverside, CA**

MLB Debut: **April 16, 2019**

MLB Service Time: **1.155**

Acquired: **Braves' 18th-round pick in 2014**

Contract Status: **Signed through 2021**

2020

- In his second major-league season went without a decision and without allowing an earned run in eight appearances (10.0 IP) and 10 strikeouts.
- Tossed 2.1 scoreless frames in relief on September 26 against Boston to become the first player in Braves franchise history (dating to 1901) without an earned run allowed in 40 of his first 44 career games.

2020 POSTSEASON

- Appeared in three games this postseason...Had a 9.00 ERA (3 ER/3.0 IP) with six strikeouts.
- Made his postseason debut on October 8 in Game 3 of the NLDS against Miami...Tossed a scoreless inning with a strikeout.

MAJOR LEAGUE NOTES

- Has a record of 4-0 with a 1.06 ERA and two saves in two seasons with Atlanta.
- Webb's 40 appearances without allowing an earned run are tied for the second most in major-league history through a player's first 44 games.
- Appeared in 36 games in 2019 for the Braves and went 4-0 with a 1.39 ERA (5 ER/32.1 IP), 28 strikeouts and two saves.
- Earned his first career win on April 28, 2019 against Colorado and earned his first career save the next day, April 29, against San Diego.
 - ♣ Became the third Braves pitcher since saves became an official stat in 1969 to record a win, hold and save in his first 11 career games...The first two were Carlos Diaz and Mark Wohlers.
- Opened his career with nine consecutive scoreless games before allowing a run on 5/8 vs. Los Angeles.

CAREER HIGHS

Most Innings Pitched

2.1, 9/26/20, ATL vs. BOS

Most Runs

3, 6/2/19, ATL vs. DET

Most Earned Runs

2, 5/8/19, ATL at LAD

Most Hits Allowed

2, 7x, last: 9/8/20, ATL vs. MIA

Most Home Runs Allowed

2, 6/2/19, ATL vs. DET

Most Walks

2, 3x, last: 9/14/20, ATL at BAL

Most Strikeouts

3, 3x, last: 9/8/20, ATL vs. MIA

Longest winning streak

4 games, 4/28/19-present

Longest losing streak

None

♣ Became the second pitcher in Atlanta history to not allow a run in his first nine outings...LHP Hunter Cervenka set the Atlanta-era record with 15 scoreless appearances in 2016.

- Made his major league debut, April 16, 2019 against Arizona...Tossed 0.1 innings with one hit and one strikeout...Fanned Ketel Marte for his first strikeout.

- Made two stints on the injured list with a right elbow impingement...Was placed on the 10-day IL on July 13, 2019 and was reinstated from the IL and optioned to Triple-A Gwinnett on August 4...Was recalled from Gwinnett and placed on the 60-day injured list on August 19, missing the remainder of the season.
- Missed the 2015 season after undergoing "Tommy John" surgery on 4/2, performed by Dr. Xavier Duralde in Atlanta, Ga.

MINOR LEAGUE NOTES

- Webb owns a combined record of 10-8 with a 2.89 ERA (57 ER/177.2 IP) in seven starts and 118 relief appearances through five levels of Atlanta's minor-league system.
- In **2018**, led all Atlanta farmhands with 18 saves, and ranked third in the system (min. 40.0 IP) by allowing just 6.0 hits per 9.0 innings.
- Fanned 31 batters in 13.0 innings of work, and his 21.5 strikeouts per 9.0 innings were most among Atlanta farmhands in **2016**.
 - *A* Struck out 12 consecutive batters over four straight 1.0-inning outings from 7/11-24, part of a run in which he struck out 20-of-25 batters he faced from 7/11-8/11.

AMATEUR

- Attended Tabor College in Hillsboro, KS for two seasons (2013 and 2014)...Was a NAIA Honorable Mention All-American in 2014.
- Is one of three players to ever be drafted out of Tabor College (Tyson Kendrick, 49th round by Detroit in 2010 and Dustin Hurlbutt, 16th round by Oakland in 2015).

TRANSACTIONS

- Selected by the Braves in the 18th round of the 2014 First-Year Player Draft...Signed by Terry Tripp.
- On Atlanta's 10-day injured list (right elbow impingement) from July 13 to August 4, 2019; included injury rehabilitation assignments with the GCL Braves and Gwinnett (AAA).
- On Atlanta's 60-day injured list (right elbow impingement) from August 19 through the end of the 2019 season.

COMPLETE RECORD

Year	Club	W-L	ERA	G	GS	CG	SHO	SV	IP	H	R	ER	HR	HB	BB	SO	WP	BK
2014	GCL Braves	2-1	2.14	11	6	0	0	0	33.2	30	9	8	2	1	8	31	2	0
2015	Injured - Did Not Pitch																	
2016	Danville	0-0	3.18	12	0	0	0	2	11.1	7	4	4	1	0	7	28	0	0
	Rome	0-0	16.20	2	0	0	0	0	1.2	3	3	3	0	0	2	3	1	0
2017	Florida	2-1	1.74	22	0	0	0	2	41.1	29	9	8	1	2	22	48	2	2
	Mississippi	3-1	2.63	16	0	0	0	0	24.0	17	8	7	1	0	14	26	1	2
2018	Mississippi	1-2	3.18	21	0	0	0	7	22.2	16	12	8	4	1	12	35	2	0
	Gwinnett	2-2	3.13	30	0	0	0	11	31.2	20	13	11	3	1	11	34	4	0
2019	Gwinnett	0-1	6.97	10	0	0	0	1	10.1	9	8	8	1	0	9	12	1	0
	Atlanta	4-0	1.39	36	0	0	0	2	32.1	24	10	5	4	1	12	28	3	0
	GCL Braves	0-0	0	1	1	0	0	0	1.0	0	0	0	0	0	0	1	0	0
2020	Atlanta	0-0	0.00	8	0	0	0	0	10.0	7	2	0	0	0	5	10	0	0
Minor Totals		10-8	2.89	125	7	0	0	23	177.2	131	66	57	13	5	85	218	13	4
Major Totals		4-0	1.06	44	0	0	0	2	42.1	31	12	5	4	1	17	38	3	0

DIVISION SERIES RECORD

Year	Club, Opp	W-L	ERA	G	GS	CG	SHO	SV	IP	H	R	ER	HR	HP	BB	SO	WP	BK
2020	Atl. vs. Mia.	0-0	0.00	1	0	0	0	0	1	1	0	0	0	0	0	1	0	0

CHAMPIONSHIP SERIES RECORD

Year	Club, Opp	W-L	ERA	G	GS	CG	SHO	SV	IP	H	R	ER	HR	HP	BB	SO	WP	BK
2020	Atl. vs. LAD	0-0	13.50	2	0	0	0	0	2	4	3	3	1	1	1	5	0	0

MAJOR LEAGUE FIELDING RECORD

Position	PCT	G	PO	A	E	TC	DP
Pitching	.667	44	0	2	1	3	0



PATRICK WEIGEL

65

RIGHT-HANDED PITCHER

Full Name: **Patrick Charles Weigel**

Bats: **Right**

Throws: **Right**

Height: **6-6**

Weight: **230**

DOB: **July 8, 1994**

Opening Day Age: **26**

Born: **Thousand Oaks, CA**

Resides: **Buda, TX**

MLB Debut: **September 4, 2020** MLB Service Time: **0.011**

Acquired: **Braves' seventh-round pick in 2015**

Contract Status: **Signed through 2021**

2020

- Made his major-league debut on September 4, in the second game of a doubleheader against Washington.
 - Tossed 0.2 innings and allowed two earned runs while issuing three walks.
 - Came up through the Braves' system after being selected by Atlanta in the seventh round of the 2015 Amateur draft.

MINOR LEAGUE NOTES

- Made 28 total appearances during the **2018** campaign between Double-A Mississippi and Triple-A Gwinnett in his first full season since undergoing "Tommy John" surgery in June of **2017**.
- Combined to go 6-2 with a 2.73 ERA (24 ER/79.0 IP) in 28 games between the two clubs, including 18 starts...Struck out 71 and allowed just 50 hits Named Atlanta's minor-league Pitcher of the Year in **2016** after going 11-6 with a 2.47 ERA (41 ER/149.2 IP).
 - His 11 wins, 149.2 innings and 152 strikeouts each ranked second among all Braves minor leaguers.
 - Named to the mid-season South Atlantic League All-Star team and earned MiLB.com Organization All-Star honors.
 - Led the Rome staff in wins, starter's ERA, and strikeouts despite receiving a promotion to Double-A Mississippi on 8/20.

CAREER HIGHS

Most Innings Pitched
0.2, 9/4/20[2], ATL vs. WSH

Most Runs Allowed
2, 9/4/20[2], ATL vs. WSH

Most Earned Runs Allowed
2, 9/4/20[2], ATL vs. WSH

Most Hits Allowed
2, 9/4/20[2], ATL vs. WSH

Most Home Runs Allowed
None

Most Walks
3, 9/4/20[2], ATL vs. WSH

Most Strikeouts
None

Longest Winning Streak
None

Longest Losing Streak
None

AMATEUR

- Finished his three-year collegiate career at the University of Houston, where he played one season, 2015.
 - Made a team-high 23 appearances and went 4-1 with a 3.38 ERA (19 ER/50.2 IP).

- Began his collegiate career with Pacific University in 2013.
- Transferred to Oxnard College in 2014.
 - ▲ Earned Western State Conference Second Team All-Conference honors.
- Graduated from Saint Bonaventure (Calif.) High School.

TRANSACTIONS

- Selected by the Atlanta Braves in the seventh round (210th overall) in the 2015 First-Year Player Draft...Signed by Darin Vaughan.

COMPLETE RECORD

Year	Club	W-L	ERA	G	GS	CG	SHO	SV	IP	H	R	ER	HR	HB	BB	SO	WP	BK
2015	Danville	0-3	4.53	14	14	0	0	0	51.2	53	35	26	2	4	26	49	3	0
2016	Rome	10-4	2.51	22	21	1	1	0	129.0	92	44	36	7	13	47	135	8	1
	Mississippi	1-2	2.18	3	3	0	0	0	20.2	9	6	5	2	4	8	17	3	0
2017	Mississippi	3-0	2.89	7	7	0	0	0	37.1	32	13	12	2	2	11	38	0	0
	Gwinnett	3-2	5.27	8	8	0	0	0	41.0	42	24	24	5	4	17	30	1	0
2018	GCL Braves	0-0	0.00	4	3	0	0	0	4.0	2	0	0	0	0	0	6	0	0
2019	Mississippi	0-1	1.72	7	7	0	0	0	15.2	8	4	3	0	2	9	16	2	1
	Gwinnett	6-1	2.98	21	11	0	0	0	63.1	42	24	21	9	7	32	55	2	0
2020	Atlanta	0-0	27.00	1	0	0	0	0	0.2	2	2	2	0	0	3	0	1	0
	Minor Totals	23-13	3.15	86	74	1	1	0	362.2	280	150	127	27	36	150	346	19	2
	Major Totals	0-0	27.00	1	0	0	0	0	0.2	2	2	2	0	0	3	0	1	0

MAJOR LEAGUE FIELDING RECORD

Position	PCT	G	PO	A	E	TC	DP
Pitching	--	1	0	0	0	0	0





BRYSE WILSON

46

RIGHT-HANDED PITCHER

Full Name: **Bryse Everett Wilson**

Bats: **Right**

Throws: **Right**

Height: **6-2**

Weight: **225**

DOB: **December 20, 1997**

Opening Day Age: **23**

Born: **Durham, NC**

Resides: **Hillsborough, NC**

MLB Debut: **August 20, 2018**

MLB Service Time: **0.165**

Acquired: **Braves' fourth-round pick (109th overall) in 2016**

Contract Status: **Signed through 2021**

2020

- Pitched in six games and made a pair of starts during his third major league season, going 1-0 with a 4.02 ERA (7 ER/15.2 IP) and 15 strikeouts... Exceeded his rookie limits during the season.
- Made his first start of the season, September 22 vs. MIA, and pitched 5.0 scoreless innings with a career-most seven strikeouts.
 - ⚡ The Braves beat the Marlins, 11-1, to clinch the N.L. East.
- Made three stints with Atlanta during the season, first being recalled on August 11 before the Braves optioned him on August 19...Was also up from September 6 to September 17 and was recalled for the last time on September 21.
 - ⚡ Spent the remainder of the season at the club's alternate training site in Gwinnett.

2020 POSTSEASON

- Made his postseason debut in Game 4 of the NLCS vs. Los Angeles and held the Dodgers to one hit and one run over 6.0 innings, fanning five...It was his only appearance of the postseason
 - ⚡ Became just the second rookie pitcher in baseball history to start his postseason debut and allow no more than one hit in at least 6.0 innings, joining the Cardinals' Michael Wacha in Game 4 of the 2013 NLDS.
 - ⚡ Wilson went 6.0 innings and allowed one run in the game, while teammate Ian Anderson pitched 6.0 scoreless innings in his postseason debut during Game 2 of the Wild Card Series.

CAREER HIGHS

Most Innings Pitched
6.0, 7/3/19, ATL vs. PHI

Most Runs Allowed
6, 6/27/19, ATL at CHC

Most Earned Runs Allowed
4, 3x, last: 7/16/19, ATL at MIL

Most Hits Allowed
6, 2x, last: 7/16/19, ATL at MIL

Most Home Runs Allowed
1, 7x, last: 9/14/20, ATL at BAL

Most Walks
4, 2x, 8/11/20, ATL at NYY

Most Strikeouts
7, 9/22/20, ATL vs. MIA

Longest Winning Streak
2 games, 8/20/18-7/3/19

Longest Losing Streak
1 game, 7/16/19

- ⚡ They are just the second set of teammates in a single postseason to go at least 6.0 innings and allow no more than one run in their playoff debuts prior to turning 23, joining Hall-of-Famer Jim Palmer and Wally Bunker of the 1966 Baltimore Orioles.

MAJOR LEAGUE NOTES

- Has pitched in 15 games and made seven starts over three major league seasons, combining to go 3-1 with a 5.91 ERA (28 ER/42.2 IP) and one save.
 - Has spent his entire professional career with Atlanta after the Braves selected him in the fourth round of the 2016 First-Year Player Draft.
- Made his first Opening Day roster in 2019 and started Atlanta's second game of the season, 3/30 at Philadelphia.
 - The Braves pitched RH Julio Teheran on Opening Day, followed by Wilson and fellow rookie RH Kyle Wright in games two and three...2019 marked the first time since 1905 that the Braves had two (or more) rookie starting pitchers in the first three games of the season.
 - RH Dick Harley started game two in 1905, while LH Irv Young made the first of his 42 starts that season in game three.
 - Following those starts on Opening Weekend, Wilson and Wright made just 11 more appearances for the Braves on the season, including six starts.
- Atlanta selected his contract on 8/20/18 and he made his major league debut that night at Pittsburgh...Tossed 5.0 shutout innings as the Braves beat the Pirates, 1-0.
 - At 20 years, 243 days old, became the youngest starter in major league history to win 1-0 in his MLB debut.
 - Became the fourth Atlanta starter to win his MLB debut last season, joining Kolby Allard, Mike Soroka and Touki Toussaint... The Braves became just the second team in the last 110 seasons to have four different starters win their major league debut in the same season...The 2009 Baltimore Orioles had five such pitchers.
- Made his debut at 20 years, 243 days old, and was the youngest pitcher in the majors at the time... Became the eighth-youngest Braves pitcher to start his debut in the last 110 seasons, and the youngest since RHP Julio Teheran debuted at 20 years, 100 days on 5/7/11.



MINOR LEAGUE NOTES

- Has pitched in 81 career games at the minor league level, including 76 starts, and has compiled a 29-20 record with a 2.94 ERA (134 ER/410.1 IP) and 429 strikeouts.
- Was named a Triple-A All-Star by *Baseball America* in **2019** after going 10-7 with a 3.42 ERA (46 ER/121.0 IP) in 21 starts for Triple-A Gwinnett.
- Picked up a pair of Pitcher of the Week honors in **2018**, first on 7/8 with Double-A Mississippi and again on 8/19 with Gwinnett.
 - Pitched at three different levels of the Braves minor league system in 2018, combining to go 8-5 with a 3.44 ERA (48 ER/125.2 IP) and 143 strikeouts between High-A Florida, Mississippi and Gwinnett.
- Named by the organization as Single-A Rome's Pitcher of the Year in **2017**...Went 10-7 with a 2.50 ERA (38 ER/137.0 IP), one shutout and 139 strikeouts over 26 starts
 - Earned South Atlantic League Mid- and Post-Season All-Star honors, was named a Low Class A All-Star by *Baseball America* and an Organizational All-Star by MiLB.com.
 - Was named SAL Pitcher of the Week on 7/9 after tossing a five-hit, 9.0-inning shutout on 7/8.

AMATEUR

- Attended Orange High School in Hillsborough, N.C...Went 33-4 in his high school career, including 10-2 as a senior, a year that included him throwing six shutouts, three no-hitters, and a perfect game.
- Was committed to play collegiately at the University of North Carolina

TRANSACTIONS

- Selected by the Atlanta Braves in the fourth round (109th overall) of the 2016 First-Year Player Draft...Signed by Billy Best.

COMPLETE RECORD

Year	Club	W-L	ERA	G	GS	CG	SHO	SV	IP	H	R	ER	HR	HB	BB	SO	WP	BK
2016	GCL Braves	1-1	0.68	9	6	0	0	0	26.2	16	4	2	0	0	8	29	0	0
2017	Rome	10-7	2.50	26	26	1	1	0	137.0	105	45	38	8	6	37	139	6	0
2018	Florida	2-0	0.34	5	5	0	0	0	26.2	16	4	1	0	1	7	26	0	0
	Mississippi	3-5	3.97	15	15	0	0	0	77.0	77	40	34	3	4	26	89	0	0
	Gwinnett	3-0	5.32	5	3	0	0	0	22.0	20	13	13	6	0	3	28	0	0
2019	Atlanta	1-0	6.43	3	1	0	0	0	7.0	8	5	5	0	0	6	6	0	0
	Atlanta	1-1	7.20	6	4	0	0	0	20.0	26	18	16	5	0	10	16	1	0
	Gwinnett	10-7	3.42	21	21	0	0	0	121.0	120	59	46	12	3	26	118	2	1
2020	Atlanta	1-0	4.02	6	2	0	0	1	15.2	18	7	7	2	1	9	15	0	0
Minor Totals		29-20	2.94	81	76	1	1	0	410.1	354	165	134	29	14	107	429	8	1
Major Totals		3-1	5.91	15	7	0	0	1	42.2	52	30	28	7	1	25	37	1	0

CHAMPIONSHIP SERIES RECORD

Year	Club, Opp	W-L	ERA	G	GS	CG	SHO	SV	IP	H	R	ER	HR	HP	BB	SO	WP	BK
2020	Atl. vs. LAD	1-0	1.50	1	1	0	0	0	6.0	1	1	1	1	0	1	5	0	0

MAJOR LEAGUE FIELDING RECORD

Position	PCT	G	PO	A	E	TC	DP
Pitching	1.000	15	1	6	0	7	0

MAJOR LEAGUE BATTING RECORD

Year	Club	AVG	G	AB	R	H	2B	3B	HR	RBI	SH	SF	HP	BB	SO	SB	CS	E
2018	Atlanta	.000	3	2	0	0	0	0	0	0	0	0	0	0	0	0	0	0
2019	Atlanta	.222	6	9	0	2	0	0	0	0	0	0	0	0	6	0	0	0
Major Totals		.182	9	11	0	2	0	0	0	0	0	0	0	0	6	0	0	0





NON-ROSTER INVITEE

WILLIAM WOODS

93

RIGHT-HANDED PITCHER

Full Name: **William Thomas Woods**Bats: **Right**Throws: **Right**Height: **6-3**Weight: **190**DOB: **December 29, 1998**Opening Day Age: **22**Born: **Jackson, TN**Resides: **Trenton, TN**MLB Debut: **None**MLB Service Time: **0.000**Acquired: **Braves' 23rd-round pick in 2018**Contract Status: **Signed through 2021**

2020

- Added to the club's player pool on September 8.
 - Spent the rest of the season at the alternate training site in Gwinnett.

2019

- Made 20 appearances, seven starts, for Single-A Rome.
 - Had a 2.53 ERA (12 ER/42.2 IP) in 14 outings, including all seven of his starts, after the All-Star break...Conversely, had a 7.56 ERA (7 ER/8.1 IP) in six relief appearances prior to the break.
 - Held left-handed batters to a .177 average (14-for-79).

2018

- Made his professional debut with the GCL Braves, pitching in 10 games, four starts.

AMATEUR

- Played one season collegiately at Dyersburg State CC in Tenn.
 - Made 13 appearances, 12 starts, posting a 3.66 ERA (29 ER/71.2 IP) with 56 strikeouts...Tossed four complete games.
 - Originally committed to the University of Tennessee at Martin, but opted to attend junior college.
- Graduated from Peabody (TN) High School.
 - Was the 2017 All-West Tennessee Pitcher of the Year his senior season...Went 12-2 with a 0.84 ERA and 119 strikeouts.

TRANSACTIONS

- Selected by the Atlanta Braves in the 23rd round of the 2018 First-Year Player Draft...Signed by Jon French.

COMPLETE RECORD

Year	Club	W-L	ERA	G	GS	CG	SHO	SV	IP	H	R	ER	HR	HB	BB	SO	WP	BK
2018	GCL Braves	0-1	6.10	10	4	0	0	0	20.2	22	16	14	0	2	10	20	4	0
2019	Rome	1-5	3.35	20	7	0	0	3	51.0	38	27	19	4	2	29	58	0	0
Minor Totals		1-6	4.14	30	11	0	0	3	71.2	60	43	33	4	4	39	78	4	0



KYLE WRIGHT

30

RIGHT-HANDED PITCHER

Full Name: **Kyle Hardy Wright**

Bats: **Right**

Throws: **Right**

Height: **6-4**

Weight: **215**

DOB: **October 2, 1995**

Opening Day Age: **25**

Born: **Huntsville, AL**

Resides: **Huntsville, AL**

MLB Debut: **September 4, 2018** MLB Service Time: **1.040**

Acquired: **Braves' first-round pick (fifth overall) in 2017**

Contract Status: **Signed through 2021**

2020

- Made a career-most eight starts during his third major league campaign, going 2-4 with a 5.21 ERA (22 ER/38.0 IP)...Won each of his last two decisions and the Braves won his last three starts.

▲ Went 2-0 with a 2.37 ERA (5 ER/19.0 IP) in his last three starts, allowing opponents to bat just .164 and walking six.

▲ The wins came after Wright went 0-7 to begin his major league career...Prior to his last three outings, the Braves were just 2-14 in the 16 career games in which Wright had pitched.

▲ Since the Braves moved to Atlanta in 1966, just three other pitchers have started their careers winless in their first seven decisions...Dave Campbell (1977-78) and Joel De La Cruz (2016) each started 0-7, while Frank LaCorte (1975-76) was winless in his first nine decisions.

- He opened the season in Atlanta's rotation and made four starts for the Braves, going 0-3 with a 7.20 ERA (12 ER/15.0 IP) before being optioned on August 20.

▲ Was recalled, August 8, from the club's alternate training site and went 2-1 with a 3.91 ERA (10 ER/23.0 IP) over his final four starts.

2020 POSTSEASON

- Made his playoff debut in Game 3 of the NLDS vs. Miami and pitched 6.0 shutout innings in the start, allowing just three hits and two walks while striking out seven.

▲ He became just the fifth player in franchise history to throw at least 6.0 scoreless frames in their playoff debut.

CAREER HIGHS

Most Innings Pitched

6.2, 9/25/20, ATL vs. BOS

Most Runs Allowed

7, 7/18/19, ATL vs. WSH

Most Earned Runs Allowed

7, 7/18/19, ATL vs. WSH

Most Hits Allowed

8, 2x, last: 9/13/20, ATL at WSH

Most Home Runs Allowed

3, 9/8/20, ATL vs. MIA

Most Walks

6, 8/14/20, ATL at MIA

Most Strikeouts

6, 9/20/20, ATL at NYM

Longest Winning Streak

2 games, 9/13/20-present

Longest Losing Streak

7 games, 3/31/19-9/8/20

▲ The others were Ian Anderson (2020), Steve Avery (1991), Johnny Sain (1948) and Bill James (1914)...He is the second Braves rookie to do so, joining Anderson.

▲ Wright and Anderson both pitched 6.0 shutout innings in their postseason debuts in 2020, becoming the first pair of rookie teammates in MLB history to each throw 6.0 scoreless frames in their playoff debut in a single postseason.

- A Just four sets of teammates had done so in their postseason debuts at any point in their careers, with Baltimore's Mike Boddicker and Storm Davis last doing so in 1983...Jimmy Ring and Hod Eller of the 1919 Cincinnati Reds did so, while the 1966 Baltimore Orioles had three such pitchers (Moe Drabowsky, Jim Palmer and Wally Bunker).
 - Also started for Atlanta in Game 3 of the NLCS vs. Los Angeles and pitched just 0.2 innings, allowing five hits and seven runs, all earned, to take the loss.
 - A He is just the fifth pitcher in franchise history to start a playoff game and not complete a full inning, joining Mike Foltynewicz (Game 5, 2019 NLDS), John Thomson (Game 3, 2004 NLDS), Steve Avery (Game 5, 1992 NLCS) and Bob Buhl (Game 3, 1957 World Series).
 - A Is just the second Braves starter to ever allow seven earned runs in a postseason start, joining Hall-of-Famer Tom Glavine who did so four times.

MAJOR LEAGUE NOTES

- Has played in 19 games in his three-year major league career, including 12 starts, going 2-7 with a 6.22 ERA (44 ER/63.2 IP) and 53 strikeouts.
 - A All 19 appearances have come with Atlanta after the Braves selected him with the fifth overall selection in the 2017 First-Year Player Draft.
- Was selected by Atlanta with the fifth overall pick in the 2017 First-Year Player Draft and was the first player from that draft class to appear in the majors.
 - A Made his major league debut 9/4/18 vs. BOS and tossed 2.0 scoreless innings with a pair of strikeouts... Fanned the first batter he faced, Jackie Bradley Jr., on five pitches for his first career strikeout.
 - A The last Braves player to make the majors the year after he was drafted was LHP Alex Wood, who debuted in 2013 after club selected him in the second round of the 2012 First-Year Player Draft.
- Made his first Opening Day roster in 2019 and started Atlanta's third game of the season, 3/31 at Philadelphia.
 - A The Braves pitched RH Julio Teheran on Opening Day, followed by rookies RH Bryse Wilson and RH Kyle Wright in games two and three.

- A 2019 marked the first time since 1905 that the Braves had two (or more) rookie starting pitchers in the first three games of the season.
 - A RH Dick Harley started game two in 1905, while LH Irv Young made the first of his 42 starts that season in game three.
 - A Wright, who appeared in four games out of the bullpen in 2018, became the first Braves pitcher to make his first career start in the first three games of a season since LHP Horacio Ramirez in 2003.
 - A Following those starts on Opening Weekend, Wilson and Wright made just 11 more appearances for the Braves during the season, including six starts.
 - Atlanta beat San Francisco, 8-1, on 9/21/19... Wright pitched 1.0 inning of relief in the win, his 11th career appearance.
 - A The game marked Atlanta's first win in a game in which Wright pitched in his career...The Braves lost each of the first 10 games in which he pitched, the longest such streak of losses to start a player's career since Atlanta lost each of the first 12 games in which Dan Winkler pitched from 9/21/15-9/8/17.

MINOR LEAGUE NOTES

- In 57 career minor league games, including 54 starts, has gone 19-14 with a 3.70 ERA (110 ER/267.1 IP) and 267 strikeouts.
- Selected to the U.S. Team for the **2018** SiriusXM All-Star Futures Game and tossed 1.0 scoreless inning of relief.

AMATEUR

- Pitched three years for Vanderbilt University, and in 61 career games, 35 starts, went 19-11 with a 2.78 ERA (79 ER/255.1 IP) and 290 strikeouts.
 - A Named first team All-SEC by the league's coaches and a Second Team All-America by *Baseball America* after going 5-6 with a 3.40 ERA (39 ER/103.1 IP) over 16 starts in 2017.
- Lettered four years in baseball and one in track at Buchhorn (AL) High School...His dad, Roger, was his baseball coach.

TRANSACTIONS

- Selected by the Atlanta Braves in the first round (fifth overall) of the 2017 First-Year Player Draft... Signed by Dustin Evans.

COMPLETE RECORD

Year	Club	W-L	ERA	G	GS	CG	SHO	SV	IP	H	R	ER	HR	HB	BB	SO	WP	BK
2017	GCL Braves	0-0	1.59	3	3	0	0	0	5.2	3	1	1	0	0	2	0	1	0
	Florida	0-1	3.18	6	6	0	0	0	11.1	8	4	4	0	1	4	0	0	0
2018	Mississippi	6-8	3.70	20	20	0	0	0	109.1	103	51	45	6	0	43	105	15	0
	Gwinnett	2-1	2.51	7	4	0	0	0	28.2	15	9	8	2	1	8	28	4	0
2019	Atlanta	0-0	4.50	4	0	0	0	0	6.0	4	3	3	2	0	6	5	0	0
	Atlanta	0-3	8.69	7	4	0	0	0	19.2	24	19	19	4	1	13	18	2	0
2020	Gwinnett	11-4	4.17	21	21	0	0	0	112.1	107	55	52	13	12	35	116	6	1
	Atlanta	2-4	5.21	8	8	0	0	0	38.0	35	23	22	7	0	24	30	1	0
Minor Totals		19-14	3.70	57	54	0	0	0	267.1	236	120	110	21	14	92	267	26	1
Major Totals		2-7	6.22	19	12	0	0	0	63.2	63	45	44	13	1	43	53	3	0

DIVISION SERIES RECORD

Year	Club, Opp	W-L	ERA	G	GS	CG	SHO	SV	IP	H	R	ER	HR	HP	BB	SO	WP	BK
2020	Atl. vs. Mia.	1-0	0.00	1	1	0	0	0	6.0	3	0	0	0	1	2	7	0	0

CHAMPIONSHIP SERIES RECORD

Year	Club, Opp	W-L	ERA	G	GS	CG	SHO	SV	IP	H	R	ER	HR	HP	BB	SO	WP	BK
2020	Atl. vs. LAD	0-1	94.50	1	1	0	0	0	0.2	5	7	7	2	0	2	0	0	0

MAJOR LEAGUE FIELDING RECORD

Position	PCT	G	PO	A	E	TC	DP
Pitcher	1.000	19	6	4	0	10	0

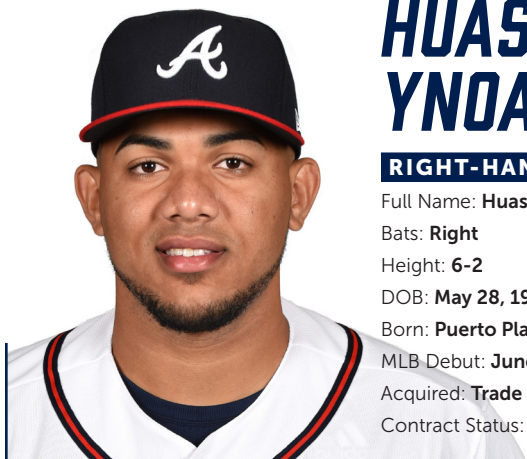
MAJOR LEAGUE BATTING RECORD

Year	Club	AVG	G	AB	R	H	2B	3B	HR	RBI	SH	SF	HP	BB	SO	SB	CS	E
2018	Atlanta	.000	4	0	0	0	0	0	0	0	0	0	0	0	0	0	0	0
2019	Atlanta	.000	7	6	0	0	0	0	0	0	0	0	0	4	0	0	0	0
Major Totals		.000	11	6	0	0	0	0	0	0	0	0	0	4	0	0	0	0

2020 SHUTOUTS

The Atlanta pitching staff threw four shutouts in the truncated 2020 season...The most shutouts the Braves have thrown in the first 60 games of a season is nine, done twice, first in 1951 by Boston and later matched by the 1993 club...Extrapolated over a full 162-game season, the Braves were on pace for 11 shutouts, which would have been three more than the team produced in 2019.

Date	Opponent	Score	Opposition Hits	Winner-Loser-Save
8/2	vs. NYM	4-0	10	Matzek-Peterson-None
8/16	at MIA	4-0	2	O'Day-Vincent-None
8/9[2]	at PHI	8-0	4	Fried-Howard-None
9/20	at NYM	7-0	3	Wright-Porcello-None



HUASCAR YNOA

73

RIGHT-HANDED PITCHER

Full Name: **Huascar José Ynoa**

Bats: **Right**

Throws: **Right**

Height: **6-2**

Weight: **220**

DOB: **May 28, 1998**

Opening Day Age: **22**

Born: **Puerto Plata, DR**

Resides: **Puerto Plata, DR**

MLB Debut: **June 16, 2019**

MLB Service Time: **0.141**

Acquired: **Trade with Minnesota, July 24, 2017**

Contract Status: **Signed through 2021**

2020

- Made five starts and appeared in nine total games in his second major-league season with Atlanta, pitching to a 5.82 ERA (14 ER/21.2 IP) without a decision...His five starts tied for fourth most in the Braves rotation.
 - ✓ Pitched to a 8.53 ERA (12 ER/12.2 IP) in five starts and a 2.00 ERA (2 ER/9.0 IP) in four relief appearances.
 - ✓ Set new single-game career highs in strikeouts (5) and innings pitched (4.0) during his start against Baltimore on September 15.
 - ✓ Three out of his four relief appearances were of at least 2.0 innings.

2020 POSTSEASON

- Appeared in Game 3 of the NLCS and threw 4.0 shutout innings with four strikeouts while holding Los Angeles to just one hit in his postseason debut.
 - ✓ His relief appearance came after Game 3 starter Kyle Wright and reliever Grant Dayton surrendered a combined 11 runs in the first inning.

MAJOR LEAGUE NOTES

- Has a record of 0-0 with a 7.30 ERA (20 ER/24.2 IP) in five starts and 11 total appearances in two seasons with Atlanta.
- Was recalled from Triple-A Gwinnett on June 15, 2019 and made his debut the next day against Philadelphia, pitching 2.0 scoreless innings... Struck out Rhys Hoskins for his first major league strikeout.

CAREER HIGHS

Most Innings Pitched

4.0, 9/15/20, ATL at BAL

Most Runs

6, 2x, last: 9/4/20, ATL vs. WSH

Most Earned Runs

6, 2x, last: 9/4/20, ATL vs. WSH

Most Hits Allowed

5, 3x, last: 9/21/20, ATL vs. MIA

Most Home Runs Allowed

2, 8/12/20, ATL at NYY

Most Walks

4, 9/10/20, ATL at WSH

Most Strikeouts

5, 9/15/20, ATL at BAL

Longest winning streak

None

Longest losing streak

None

MINOR LEAGUE NOTES

- In 2019, Ynoa pitched in 26 games, including 17 starts, across three levels of the minors, appearing with High-A Florida, Double-A Mississippi and Triple-A Gwinnett.
 - ✓ Combined to go 4-8 with a 5.09 ERA (55 ER/97.1 IP) between the three levels, striking out 110 over 97.1 innings.

- Went 8-12 with a 4.56 ERA (59 ER/116.1 IP) in 24 starts between Single-A Rome and High-A Florida in **2018**.
 - Ranked in the Top 10 among Atlanta farmhands in wins (T5th, 8) and strikeouts (6th, 131).
- Acquired by Atlanta from the Twins on July 24, **2017** in exchange for LHP Jaime García, C Anthony Recker and cash considerations.
 - Made 13 starts in the Appalachian League across two different organizations, combining to go 0-4 with a 5.26 ERA (30 ER/51.1 IP) and 50 strikeouts between Elizabethton of the Twins system and Danville of the Braves.

TRANSACTIONS

- Signed by the Minnesota Twins as a non-drafted free agent on July 2, 2014... Signed by Fred Guerrero.
- Acquired by the Braves from the Minnesota Twins in exchange for LHP Jaime García, C Anthony Recker and cash considerations on July 24, 2017.

COMPLETE RECORD

Year	Club	W-L	ERA	G	GS	CG	SHO	SV	IP	H	R	ER	HR	HB	BB	SO	WP	BK
2015	DSL Twins	2-5	2.70	14	14	0	0	0	56.2	43	25	17	1	4	30	47	10	1
2016	GCL Twins	3-5	3.18	11	11	0	0	0	51.0	44	22	18	1	4	12	51	3	1
2017	Elizabethton	0-1	5.26	6	6	0	0	0	25.2	28	16	15	1	1	14	23	1	0
	Danville	0-3	5.26	7	7	0	0	0	25.2	24	17	15	1	3	15	27	2	0
2018	Rome	7-8	3.63	18	18	0	0	0	91.2	69	49	37	7	7	42	100	9	3
	Florida	1-4	8.03	6	6	0	0	0	24.2	33	23	22	1	0	12	31	1	0
2019	Florida	0-1	3.27	3	3	0	0	0	11.0	10	4	4	0	2	6	16	2	2
	Mississippi	1-2	5.27	6	0	0	0	1	13.2	17	8	8	2	0	5	15	2	1
	Gwinnett	3-5	5.33	17	14	0	0	0	72.2	80	47	43	14	4	34	79	3	3
2020	Atlanta	0-0	18	2	0	0	0	0	3.0	6	6	6	1	0	1	3	0	0
	Atlanta	0-0	5.82	9	5	0	0	0	21.2	23	14	14	2	2	13	17	2	1
Minor Totals		17-34	4.32	88	79	0	0	1	372.2	348	211	179	28	25	170	389	33	11
Major Totals		0-0	7.30	11	5	0	0	0	24.2	29	20	20	3	2	14	20	2	1

CHAMPIONSHIP SERIES RECORD

Year	Club, Opp	W-L	ERA	G	GS	CG	SHO	SV	IP	H	R	ER	HR	HP	BB	SO	WP	BK
2020	Atl. vs. LAD	0-0	0.00	1	0	0	0	0	4.0	1	0	0	0	1	4	4	0	0

MAJOR LEAGUE FIELDING RECORD

Position	PCT	G	PO	A	E	TC	DP
Pitcher	1.000	11	5	5	0	10	0

SEASON IN REVIEW



TRUIST PARK

Tampa Bay Rays

AB	R	H	RBI
1	0	0	0
2	0	0	0
3	0	0	0
4	0	0	0
5	0	0	0
6	0	0	0
7	0	0	0
8	0	0	0
9	0	0	0
10	0	0	0
11	0	0	0
12	0	0	0
13	0	0	0
14	0	0	0
15	0	0	0
16	0	0	0
17	0	0	0
18	0	0	0
19	0	0	0
20	0	0	0
21	0	0	0
22	0	0	0
23	0	0	0
24	0	0	0
25	0	0	0
26	0	0	0
27	0	0	0
28	0	0	0
29	0	0	0
30	0	0	0
31	0	0	0
32	0	0	0
33	0	0	0
34	0	0	0
35	0	0	0
36	0	0	0
37	0	0	0
38	0	0	0
39	0	0	0
40	0	0	0
41	0	0	0
42	0	0	0
43	0	0	0
44	0	0	0
45	0	0	0
46	0	0	0
47	0	0	0
48	0	0	0
49	0	0	0
50	0	0	0

QUICKRETE

KEVIN NEWBERG

0 2 0

DELTA

EMORY HEALTHCARE

Kroger EMORY HEALTHCARE

Red Bull

NAPA KNOW HOW

NORTHSIDE HOSPITAL

MAVIS TIRES

State Farm

State Farm

State Farm

xfinity

QUICKRETE

EQUIFAX

HYUNDAI

GEORGIA POWER

DAVIS PERMANENTE

Coca-Cola

OPENING DAY

2020 DAY-BY-DAY

Date	Opp.	H/R D/N	Time/ Result	Winner-Loser-Save	Attendance	W-L	Position	GA GB
7/24	at NYM	R-D	L, 1-0	Lugo-Martin-Diaz	--	0-1	T-2nd	-1.0
7/25	at NYM	R-D	W, 5-3 (10)	Jackson-Strickland-None	--	1-1	T-1st	--
7/26	at NYM	R-N	W, 14-1	Chacin-Porcello-None	--	2-1	T-1st	0.0
7/27	at TB	R-N	L, 14-5	Castillo-Foltynewicz-None	--	2-2	T-2nd	-0.5
7/28	at TB	R-N	L, 5-2	Fairbanks-Wright-Drake	--	3-2	T-3rd	-1.0
7/29	vs. TB	H-N	W, 7-4	O'Day-Drake-Melancon	--	3-3	T-2nd	-0.5
7/30	vs. TB	H-N	W, 2-1	Fried-Yarbrough-Melancon	--	4-3	T-2nd	--
7/31	vs. NYM	H-N	W, 11-10	Dayton-Lugo-Martin	--	5-3	2nd	+0.5
JULY TOTALS							5-3	
8/1	vs. NYM	H-N	W, 7-1	Tomlin-Wacha-None	--	6-3	T-1st	+1.0
8/2	vs. NYM	H-D	W, 4-0	Matzek-Peterson-None	--	7-3	1st	+1.5
8/3	vs. NYM	H-N	L, 7-2	deGrom-Soroka-None	--	7-4	2nd	+1.0
8/4	vs. TOR	H-N	W, 10-1	Fried-Shoemaker-None	--	8-4	2nd	+1.0
8/5	vs. TOR	H-N	L, 2-1	Ryu-Newcomb-Bass	--	8-5	2nd	-0.5
8/6	vs. TOR	H-N	W, 4-3	Melancon-Font-None	--	9-5	2nd	-0.5
8/7	at PHI			PPD (Rain - Rescheduled as a DH on 8/9)				
8/8	at PHI	R-N	L, 5-0	Arrieta-Wright-None	--	9-6	2nd	-1.0
8/9	at PHI	R-D	W, 5-2 [1] W, 8-0 [2]	Matzek-Guerra-Melancon Fried-Howard-None	--	10-6	2nd	-1.0
8/10	at PHI	R-N	L, 13-8	Nola-Newcomb-None	--	11-6	2nd	-0.5
8/11	at NYY	R-N	L, 9-6	Montgomery-Toussaint-Britton	--	11-8	2nd	-0.5
8/12	at NYY	R-N	L, 6-3	Loaisiga-Matzek-Britton	--	11-9	2nd	-1.0
8/13	OPEN DATE						2nd	-1.0
8/14	at MIA	R-N	L, 8-2	López-Wright-None	--	11-10	2nd	-2.0
8/15	at MIA	R-N	W, 2-1	Smith-Kintzler-Melancon	--	12-10	2nd	-1.0
8/16	at MIA	R-D	W, 4-0	O'Day-Vincent-None	--	13-10	T-1st	--
8/17	vs. WSH	H-N	W, 7-6	Smith-Hudson-None	--	14-10	1st	+1.0
8/18	vs. WSH	H-N	L, 8-5	Suero-Matzek-None	--	14-11	1st	+0.5
8/19	vs. WSH	H-N		PPD (Rain - Rescheduled as a DH on 9/4)				
8/20	OPEN DATE							
8/21	vs. PHI	H-N	W, 11-2	Fried-Nola-None	--	15-11	1st	+1.5
8/22	vs. PHI	H-N	W, 6-5	Melancon-Workman-None	--	16-11	1st	+2.0
8/23	vs. PHI	H-N	L, 5-4	Eflin-Tomlin-Workman	--	16-12	1st	+2.0
8/24	OPEN DATE							
8/25	vs. NYY	H-N		PPD (Rain - Rescheduled as a DH on 8/26)				
8/26	vs. NYY	H-N	W, 5-1 [1] W, 2-1 [2]	Anderson-Cole-None Fried-Green-Melancon	--	17-12	1st	+2.0
8/27	OPEN DATE						1st	+2.0
8/28	at PHI*	R-N	L, 7-4 (11)	Parker-Melancon-None	--	18-13	1st	+2.0
8/29	at PHI*	R-D	L, 4-1	O'Day-Tomlin-Workman	--	18-14	1st	+2.0
8/30	at PHI	R-N	W, 12-10	Minter-Arrieta-Melancon	--	19-14	1st	+3.0
8/31	at BOS	R-N	W, 6-3	Fried-Brewer-Melancon	--	20-14	1st	+3.0
AUGUST TOTALS							15-11	
Date	Opp.	H/R D/N	Time/ Result	Winner-Loser-Save	Att.	W-L	Pos.	GA GB
9/1	at BOS	R-N	W, 10-3	Anderson-Stock-None	--	21-14	1st	+3.0
9/2	at BOS	R-N	W, 7-5	Matzek-Triggs-Melancon	--	22-14	1st	+3.0
9/3	OPEN DATE							
9/4	vs. WSH	H-N	W, 7-1 [1] L, 10-9 [2]	O'Day-Voth-None Suero-Smith-Hudson	--	23-14	1st	+2.5
9/5	vs. WSH	H-N	L, 10-4	McGowin-Matzek-None	--	23-15	1st	+2.0
9/6	vs. WSH	H-D	W, 10-3	Tomlin-Corbin-None	--	23-16	1st	+2.0
9/7	vs. MIA	H-D	L, 5-4 (10)	Kintzler-Minter-Vincent	--	24-16	1st	+3.0
9/8	vs. MIA	H-N	L, 8-0	Sánchez-Wright-None	--	24-17	1st	+2.0
9/9	vs. MIA	H-N	W, 29-9	Dayton-López-Wilson	--	24-18	1st	+1.5
9/10	at WSH	R-N	W, 7-6	Martin-Rainey-Melancon	--	25-18	1st	+2.0
9/11	at WSH	R-N	L, 8-7 (12)	Bourque-Dayton-None	--	26-18	1st	+3.0
9/12	at WSH	R-N	W, 2-1	Anderson-Corbin-Melancon	--	26-19	1st	+2.5
9/13	at WSH	R-D	W, 8-4	Wright-Scherzer-None	--	27-19	1st	+2.5
9/14	at BAL	R-N	L, 14-1	López-Toussaint-None	--	28-19	1st	+3.5
9/15	at BAL	R-N	W, 5-1	O'Day-Eshelman-None	--	28-20	1st	+2.5
9/16	at BAL	R-N	L, 5-1	Akin-Hamels-None	--	29-20	1st	+3.5
9/17	OPEN DATE						1st	+2.5
9/18	at NYM	R-N	W, 15-2	Fried-Matz-None	--	30-21	1st	+3.5
9/19	at NYM	R-N	L, 7-2	Peterson-Anderson-None	--	30-22	1st	+2.5
9/20	at NYM	R-D	W, 7-0	Wright-Porcello-None	--	31-22	1st	+3.0
9/21	vs. MIA	H-N	W, 5-4	Matzek-Rogers-Melancon	--	32-22	1st	+4.0
9/22	vs. MIA	H-N	W, 11-1 #	Wilson-Ureña-None	--	33-22	1st	+5.0

2020 DAY-BY-DAY (CONTINUED)

9/23	vs. MIA	H-N	W, 9-4	Jackson-Smith-None	--	34-22	1st	+6.0
9/24	vs. MIA	H-N	L, 4-2*	López-Anderson-Kintzler	--	34-23	1st	+5.0
9/25	vs. BOS	H-N	W, 8-7 (11)	Greene-Springs-None	--	35-23	1st	+5.0
9/26	vs. BOS	H-N	L, 8-2	Houck-Davidson-None	--	35-24	1st	+5.0
9/27	vs. BOS	H-D	L, 9-1	Pivetta-Smith-None	--	35-25	1st	+4.0
SEPTEMBER TOTALS						15-11		

Pitchers in CAPS indicates complete game

* Rain Delay

Clinched Division

Weather Delays

4 (9/24 vs. MIA)

Extra-Inning Games

5 (9/25 vs. BOS)



2020 YEAR-END NOTES

20 IN '20: The Braves clinched the 20th division title in franchise history in 2020, beating Miami, 11-1 on September 22 at Truist Park to win the National League East...The 20 division titles are the most in major league history, one more than New York (AL) and Los Angeles (NL)...The 2020 season also marks the franchise's 26th postseason berth in the modern era and its third straight.

- A* The Braves won a major league-record 14 consecutive division titles from 1991-2005, with the first three coming as NL West champs before moving into the NL East in the strike-shortened 1994 season...They also won the West in 1969 and 1982, and the East in 2013, 2018 and 2019.
- A* The three straight division titles marks the second longest streak in baseball...The Dodgers have won the NL West in eight straight seasons.
- A* The Braves clinched in game No. 55 of this shortened 2020 season...The Braves clinched their previous three division titles (2013, 2018, 2019) in game No. 155.
- A* The Braves became the third National League team to clinch a playoff berth in 2020 and the second division winner in baseball...Oakland won the AL West prior to Atlanta clinching.
- A* The Braves three straight playoff appearances marks the club's longest streak since their 14-year run from 1991-2005.
- A* The only other National League teams to make the postseason in each of the last three years are the Dodgers and the Brewers...The Dodgers are working on a eight-season run, while this is also the third consecutive postseason appearance for the Brewers...In the American League, Oakland, New York and Houston have all been in the last three years, with the Yankees and Astros owning four-season runs.

60 GAMES, 35 WINS: The Braves played 60 regular-season games this year, tied for the fewest the organization has ever played in a season...The 1878 Boston Red Stockings went 41-19 (.683) to win the NL pennant.

- A* Prior to the 2020 season, the fewest games the club had ever played in a season in the modern era (since 1900) was 114 in 1994...A players' strike ended that season early.
- A* The Braves finished with a record of 35-25, tied for the sixth most wins in baseball...They went 24-16 inside the division, 11-9 against the American League East, 8-4 in day games, 27-21 at night, 19-11 at home, and 16-14 on the road...They were 5-3 in July, and 15-11 in both August and September.
- A* The organizational record for most wins in a 60-game stretch is 47, held by the 1897 club from May 11 through July 22.
- A* This marked the Braves third consecutive winning season...They went 90-72 in 2018 and 97-65 last season.
- A* The last time the Braves had three straight winning seasons was during a string of five-consecutive winning seasons from 2009-13.
- A* This marks the club's 57th winning season in the modern era (since 1900), and their 31st since the club moved to Atlanta in 1966.
- A* The 31 winning seasons since 1966 are tied for the third most in the National League, and 12 off the lead of the Los Angeles Dodgers...St. Louis has 40, while San Francisco also has 31.

AT HOME: The Braves went 19-11 (.633) in Atlanta in 2020, the club's best home record since going 56-25 (.691) in 2013.

- A* The team's .633 home winning percentage was the ninth best since the club moved to Atlanta in 1966.
- A* The Atlanta-era record was set by the 1996 team, with a 56-25 (.691) mark...The 1998, 1999, 2010 and 2013 all matched the mark.
- A* The overall franchise record is held by the 1877 Boston Red Stockings, who went 27-5 (.844) at home.
- A* Over their last 50 home games, the Braves have gone 35-15 (.700), a stretch that dates to August 17, 2019, when the club began a franchise modern-era record 13-game home winning streak.
- A* The Braves went 9-1 in series openers at home, and finished 6-2-2 in their 10 home sets.

ROSTER: The Braves used 48 different players in 2020, two less than the club employed last season.

- A* The Braves used 20 position players and 28 pitchers, with 1B Freddie Freeman, OF Marcell Ozuna and SS Dansby Swanson leading the way with 60 games played...Ozuna and Swanson started all 60, while Freeman started 58...RHP Shane Greene led all relievers with 28 appearances, while LHP Max Fried was the only pitcher to make double-digit starts with 11.
- A* The Braves actually had 29 different players pitch, as INF/OF Charlie Culberson made one appearance...That total was tied for the second most in the National League...Only Miami had more players on the mound with 37.
- A* Nine players in the majors started all 60 games in 2020, including two other teammate pairs... Francisco Lindor and Carlos Santana did it for the Indians, while Whit Merrifield and Maikel Franco accomplished the feat for the Royals...Fifteen players played in 60 games in 2020, including Starling Marte, who played in 61 after being dealt midseason from Arizona to Miami.
- A* The Braves used nine rookies in 2020, including six pitchers (RHP Ian Anderson, LHP Tucker Davidson, RHP Patrick Weigel, RHP Bryse Wilson, RHP Kyle Wright and RHP Huascar Ynoa)...The three position players were C William Contreras, C Alex Jackson, and OF Cristian Pache...Anderson, Davidson, Weigel, Contreras and Pache all made their MLB debut in 2020.
- A* The six rookie pitchers were the fourth fewest by a National League team in 2020...Only the Mets (3), Reds (4) and Padres (5) used less.

SNIT: Brian Snitker completed his 44th season in the Braves organization in 2020, and his fourth full campaign as the Braves manager...Snitker took over on an interim basis on May 17, 2016, before being named Atlanta's manager on October 11, 2016...Snitker joined the organization as a non-drafted free agent in 1977.

- A* Snitker is 353-317 (.527) at the major league level and was named NL Manager of the Year in 2018...He was a finalist for the award last season.
- A* Snitker managed for 20 seasons in the minor leagues, compiling a 1,301-1,309 (.498) record, while five of his clubs advanced to postseason play...He was named Manager of the Year twice while in the minor leagues, winning the award in 1999 and 2000 with Single-A Myrtle Beach.
- A* Snitker is the first manager in franchise history to take the team to the postseason three times in his first four full seasons.

NEVER QUIT WITH SNIT: The Braves won eight games in their last at-bat in 2020, tied for the second most in the NL and one off the lead of the San Diego Padres...Since Brian Snitker took over as manager on May 17, 2016, the Braves have 85 such wins, the most in the majors.

- A* The Braves led the National League in final at-bat wins in 2016 (19) and 2017 (20), tied for the league lead in 2018 (20) and finished fifth in 2019 (20).
- A* The Braves won five games this season when trailing in the eighth inning or later...That total tied for the most in the majors with Oakland...Over the last three seasons, the Braves have 25 such wins, the second most in baseball and one off the lead of the St. Louis Cardinals.
- A* The Braves also won two games this season when trailing by at least four runs in the seventh inning or later...They rallied to beat Philadelphia, 6-5, on August 22 here in Atlanta after entering the bottom of the seventh down 4-0...They also beat New York, 11-10, here in Atlanta on July 31...The Braves trailed, 10-6, after the seventh inning.
- A* The only other team in the majors with multiple such victories was the New York Yankees.. Five teams had no wins when trailing by at least four runs at any point in a game this season.
- A* Over the past three seasons, the Braves have eight wins when trailing by at least four runs in the seventh inning or later...That is the most in the majors and five more than the closest National League team...Washington, St. Louis, and Arizona all have three.

COMEBACKS: The Braves rallied for 17 wins in 2020, the third most in the National League... They also had the biggest rally among all NL teams this season, overcoming a six-run deficit on July 31 against New York (NL) at home...The Braves trailed 8-2 going to the bottom of the fifth inning in that game before winning, 11-10.

- A* The Braves also rallied from a 5-0 deficit on September 10 to beat the Nationals, 7-6...The Braves were the only team in the majors this season to rally from two five-run holes...Only seven other teams had a such win...Overall, teams went 9-373 (.024) when falling behind by five or more runs this season.
- A* When the Braves scored first, they went a NL-best 24-6 (.800)...The only team better in the majors was Tampa Bay, who finished 25-6 (.806) when scoring the first run of the game.
- A* When taking a lead to the seventh inning, the Braves were a perfect 27-0 in 2020...Miami (28-0), Oakland (25-0), Kansas City (20-0) where the only other such unbeaten teams.

SERIES PLAY: The Braves went 10-5-4 in series play this season, and the club's five series losses were tied for the third fewest in baseball...Only the Dodgers (one) and the Rays (two) lost fewer series this season...The Twins, Athletics, and Marlins also lost five series.

- A* Only the Dodgers (15) and San Diego (11) won more series in the National League than the Braves this season.
- A* The Braves had a losing record against one team this season, the Baltimore Orioles...Atlanta lost two-of-three games at Camden Yards in the only matchup between the teams this year.
- A* Of the nine teams Atlanta played, they had a winning record against five of them, while tying with New York (AL) (2-2), Tampa Bay (2-2) and Philadelphia (5-5).

VS. THE NL EAST: The Braves went 24-16 (.600) against the NL East this season, after they finished 46-30 (.605) in intradivision games last season and 49-27 (.645) in 2018.

- A* The club's 119-73 (.620) record against the NL East over the last three seasons is the second best intradivision record in the NL...Only Los Angeles has been better inside their division over this time frame at 123-70 (.637).

- A* The Braves went 7-3 against the Mets, 6-4 against the Marlins and Nationals, and 5-5 against the Phillies in 2020.

TRADE ACQUISITIONS: The Braves acquired two players via trade in 2020, getting OF Scott Schebler from the Cincinnati Reds for cash considerations, and LHP Tommy Milone from Baltimore for two players to be named later.

- A* Schebler went 0-for-1 in his only plate appearance with the Braves before the club outrighted him to the alternate training site, while Milone did not record a decision while compiling a 14.90 ERA (16 ER/9.2 IP) in three starts.

RUBBER GAMES: The Braves went 4-2 in rubber games this season, including 1-1 in such games at home.

- A* The Braves outscored their opponent 31-18 in the six rubber games.

FIRST PLACE: The Braves were in first place for 55 days this season, and were in the top spot of the NL East from after play on August 16 until the end of the season.

- A* The club finished four games ahead of the Marlins in the final standings, with a six-game lead being their high-water mark...They were in third place after falling to 2-3 on July 28, and were never farther than two games out of first place.
- A* That 2-3 mark was the only time the Braves were under .500 after Opening Day.
- A* They were a season-best 12 games over .500 after play on September 25 at 35-23.

INTERLEAGUE PLAY: The Braves went 11-9 against the American League this season after they went 13-7 in interleague play in 2019.

- A* The Braves have not a winning record in interleague play across two consecutive seasons since 2010-2011.
- A* From 2014 to 2018, the Braves went 38-62 (.380) in interleague play, the third-worst record in the National League.
- A* The Braves played their home opener against Tampa Bay, winning, 7-4 on July 29...The game was the Braves' 55th home opener since moving to Atlanta in 1966, and the club moved to 31-24 in these games...They have 10 wins in their last 12 such contests and in each of the last four.
- A* Since Houston moved to the American League in 2013 and necessitated interleague play on every day of the schedule, the Braves had never held their home opener with an American League club.
- A* The Braves also finished their regular-season schedule with Boston, dropping two-of-three... This marked the second time the Braves finished a season with the American League...They played three games with Detroit to close down Turner Field in 2016, winning two-of-three from the Tigers.

NO LONG LOSING STREAKS: The Braves longest losing streak this season was four games, and they were one of two teams this season to not have multiple three-game losing skids.

- A* The Dodgers longest losing streak was two games, done three times.
- A* The Braves lost four straight from August 10-August 14...They then lost consecutive games four other times.
- A* The Braves lost consecutive games to an opponent five total times this season.

- A* The club's longest winning streak was a five-game run, July 29–August 2 and then again from August 30–September 4.

DOUBLEHEADERS: The Braves played three different doubleheaders this season, going 5–1 in these games.

- A* They swept a doubleheader at Philadelphia on August 9, before sweeping the Yankees at Truist Park on August 26...They then split a twinbill with Washington on September 4.
- A* They last played three doubleheaders in 2018, after playing just one in 2019.

SUNDAY: The Braves went 9–2 on Sunday this season and are 44–18 (.710) on the final day of the week over the last three seasons.

- A* The club's 9–2 (.818) record this season was the best Sunday mark in the majors.
- A* The Braves outscored their opponents 77–34 (+43) on Sunday this season, while throwing all four of their shutouts on that day of the week.
- A* Over the last three years, only the Dodgers have been better on Sunday...They are 48–16 (.750) on the last day of the week.

VS. LEFT-HANDED STARTERS: The Braves faced a left-handed starter 12 times this season, going 8–4 against them.

- A* The 12 starts tied for the third-fewest in the National League and one off the lead of the Chicago Cubs and St. Louis Cardinals.
- A* The Braves .667 winning percentage over lefties was the second best in the National League and trailed on the Dodgers' 13–5 (.722) record.
- A* The Braves had 25 starts by their own lefties this season (Max Fried, 11; Robbie Erlin, 5; Sean Newcomb, 4; Tommy Milone, 3, Cole Hamels, 1, Tucker Davidson, 1)...They went 19–6 (.760) in these games, the best record in the majors.
- A* The 25 starts by a lefty was tied for the fourth most in baseball, and one off the National League lead of the Arizona Diamondbacks...The rest of the league went a combined 253–241 (.512) against lefty starters this season.

OVERALL PITCHING: The Braves allowed 288 runs this season, 15th fewest in baseball and tied for seventh fewest in the National League...They had a 4.41 team ERA, which ranked 15th in the majors and seventh in the NL....Opponents batted .247 (494-for-2,000) against Braves pitching, which ranked 20th in the majors and ninth in the NL...Atlanta pitchers struck out 506, the 11th most in the NL, while walking 220, fourth most...The club allowed 69 home runs in 2020, ninth fewest in all of baseball.

	2019	2020
ERA:	4.19	4.41
Runs Allowed:	743	288
Earned Runs:	675	257
Innings:	1,450.2	524.1
Batting Average:	.256	.247
On-Base Percentage:	.329	.329
Slugging Percentage:	.419	.408
Walks:	548	220
Strikeouts:	1,393	506

- A* Across Major League Baseball, there were 4.65 runs scored per game, compared to a 4.83 average last season....The Braves allowed 4.80 runs per game in 2020 after allowing just 4.59 runs last season...Just ten teams in the majors allowed more runs per game in 2020 than in 2019, and five of them were in the NL East...The Marlins (+0.08), Braves (+0.21), Phillies (+0.28), Nationals (+0.55) and Mets (+0.58) each allowed more runs on average this season as compared to last.
- A* Atlanta pitchers walked 220 batters this season, eighth most in baseball...Their 3.78 walks per 9.0 innings were 0.38 more than last season...The Braves rotation walked 4.04 batters per 9.0 innings, third most in the majors, while the Atlanta bullpen walked just 3.53, ninth fewest.
- A* The Braves staff induced 682 ground balls on the year, seventh most in the majors and fifth most in the NL, while Atlanta's 173 extra-base hits allowed were 13th fewest in baseball.
- A* Just three Braves pitchers - Ian Anderson, Tucker Davidson and Patrick Weigel - made their major league debuts, and combined to appear in just eight games on the season (six by Anderson)... Three pitchers debuted last season as well, after ten Atlanta pitchers debuted in 2018.

STARTERS: The Braves used 14 starting pitchers this year in 60 games, after using 11 starters over 162 games last season...Overall, the starters went 14-16 (.467) on the season, the 15th-best record in the majors in 2020 (sixth best in the National League)...They tossed 251.2 innings, the fewest in the National League and third fewest in baseball, while their 5.51 ERA (166 ER) was also highest in the N.L. and third highest in the league.

- A* The Atlanta staff used 14 starters this season, most in the National League and second most in the majors...Only the Red Sox, with 16 starters, used more...Since the Braves moved to Atlanta in 1966, just two staffs used more starters in a season, and both clubs did so in full 162-game season...The 2016 Braves used 16 starters, while the 1975 club used 15.
- A* None of Atlanta's projected starting rotation at the beginning of the year - Mike Soroka, Max Fried, Kyle Wright, Sean Newcomb, Mike Foltynewicz - spent the entire season in the Braves rotation, and just Fried and Wright ended the season starting for Atlanta.
- A* Soroka made three starts for Atlanta before missing the remainder of the season with a torn Achilles...Fried missed 11 games with a muscle spasm in his lumbar spine...Wright and Newcomb were both optioned to the Alternate Training Site during the year, and Foltynewicz made one start before being designated for assignment and outrighted.
- A* The Braves did not have a starter throw a complete game, and had just one start of at least 7.0 innings all season...Ian Anderson tossed 7.0 scoreless innings on September 12 at Washington.

RELIEVERS: The Braves bullpen used 20 different pitchers in a relief role this season, six fewer than last season...Atlanta relievers went 21-9 with a 3.50 ERA (106 ER/272.2 IP) and converted 13-of-19 save opportunities.

- A* Atlanta relievers fanned 282 batters this season, the third most in baseball...Only the Red Sox (308) and Brewers (304) fanned more batters in relief.
- A* The Braves were one of just four teams to win 20 games in relief, and their .700 winning percentage was fourth highest in baseball...Only the A's (14-5, .737), Padres (19-8, .704) and Dodgers (26-11, .703) were better in relief.
- A* Atlanta's nine losses in relief were ninth fewest in the league, and it was the only team to win at least 20 games in relief and lose less than 10.

SAVES: Atlanta relievers went 13-for-19 in save opportunities, and just three different pitchers recorded a save for Atlanta this season...A franchise record-tying 11 relievers saved a game for the Braves last year.

- A* Mark Melancon logged 11 saves for the Braves, while Chris Martin and Bryse Wilson each tallied one...Wilson's save came after 4.0 innings of relief in Atlanta's 29-9 win on September 9 vs. Miami.
- A* Melancon's 11 saves tied for third most in the National League and seventh most in the majors.
- A* Atlanta blew just six save chances on the season, tied for fourth fewest in the NL...Only Miami (4), Chicago (5) and St. Louis (5) blew fewer saves than Atlanta.

SHORT STARTS: Atlanta had 33 starts of 4.0 innings or less in just 60 games this season, the most such starts in the National League and second most in the majors...Only Boston, with 34 such starts, had more.

- A* Seventeen of those Braves starts were 3.0 innings or shorter, also the most in the National League...Only the Tigers (21) and Red Sox (18) had more.
- A* The Braves went 15-18 (.455) when their starter went no more than 4.0 innings...Over 162 games last season, Atlanta had just 25 starts of 4.0 innings or less.

NOT SHORT STARTS: In 23 games in which the starter went at least 5.0 innings, the Braves were 19-4 (.826).

- A* Braves started compiled a 2.01 ERA (30 ER/133.2 IP) in starts of at least 5.0 innings.
- A* In 14 games getting at least 6.0 innings from the starter, Atlanta was 12-2 (.857)...The Braves won their only start in which the starter went 7.0 innings.

NO HOMERS: The Braves pitching staff held the opponent without a home run 28 times, and went 21-7 (.750) in those games.

- A* Atlanta's 21 wins in such games were most in the majors, as were its 28 total games without allowing a homer.

LEADING LATE: The Braves went 27-0 when taking a lead into the seventh inning this season, the second most wins without a loss in such games in the majors...Only the Marlins, at 28-0, were better.

RUNS: The Braves scored 348 runs this season, the second most in the major leagues...The Dodgers scored one more run (349)... Atlanta scored the most runs any modern-era (since 1900) Braves team has scored in the first 60 games of a season...The 1900 Boston Beaneaters set the old mark at 346, before the 2003 team matched them...The Braves' 5.8 runs per game was the highest total in the franchise's modern era...The 1894 team holds the overall franchise record, scoring 9.17 runs per game over 133 games (1,220 total runs).

- A* **MLB ranks:** OPS (.832, 1st), on-base % (.349, 1st), doubles (130, 1st), extra-base hits (236, 1st), total bases (1,001, 1st), batting average (.268, 2nd), slugging % (.483, 2nd).
- A* Atlanta's league-leading .832 OPS was the highest of any Braves team in the modern era ... In fact, only 27 teams since 1900 have posted a higher team OPS than Atlanta's this season... The highest this century was set by the 2003 Red Sox, who had a .851 team OPS...The 1930 Yankees hold the record in this period (.872).

- A* The Braves had a major league-most 10 games scoring double-digit runs...No other team had more than eight...The Braves averaged a double-digit scoring output once every six games, which would equate to 27 double-digit efforts over a full 162-game season...The Braves record for such games in a full season is 26 games with at least 10 runs, set by the 2003 club.
- A* Atlanta scored four or more runs in 41 games, and went 31-10 (.756) in those games...The Braves' 41 games scoring at least four times was tied for the fourth most such games in the majors with the Padres...Only the Dodgers (46), Giants (42) and Angels (42) had more of these games.
- A* Conversely, the Braves were 4-15 (.211) when scoring three or fewer runs...They were shut out just three times.
- A* The Braves scored 128 runs with two outs, the fourth-most two-out runs in the majors, trailing the Padres (137), the Dodgers (136) and the White Sox (133)... The Braves scored 294 of these runs last season, tied for the 14th most in baseball.
- A* Atlanta hit .270 with runners in scoring position, the ninth highest in baseball...However, with a runner on third and less than two outs, the Braves struck out a major league-most 37 times... The average major league team struck out 24.3 times in these situations this season.

29 RUNS: The Braves set a modern-era National League record for runs scored in a 29-9 win over Miami on September 9...The Braves fell one run shy of the overall modern-era record, set by Texas in a 30-3 win at Baltimore on August 22, 2007.

- A* The Braves became the fourth team in the modern era to score at least 29 runs in a game, and just the second to do so at home...The Boston Red Sox beat the St. Louis Browns 29-4 on June 8, 1950 at Fenway Park...The only other team to score 29 runs in a game was the 1955 Chicago White Sox, who beat Kansas City, 29-6, on April 23, 1955...The White Sox were then shut out in the next two games.
- A* The Braves overall franchise record for runs scored in a game is 30, set on June 9, 1883, as the Boston Beaneaters in a 30-8 win over the Detroit Wolverines...That Beaneaters club then scored 29 runs in a 29-4 win over the Philadelphia Quakers later that season on June 20...Both of those wins came at home.
- A* The last home team to score more than 29 runs in a game was the Chicago Colts, who beat the Louisville Colonels, 36-7, on June 29, 1897 at the West Side Grounds.
- A* The Braves were shut out the day prior to their record-setting night...Before their 29-run outburst, the most runs a team had scored in the next game following a shutout was 26 by the New York Giants on April 30, 1944 in the first game of a doubleheader vs. Brooklyn...Thanks to Elias for the research.
- A* The Braves hit seven home runs in the game, including three from Adam Duvall, the most by the club since hitting a franchise record-tying eight on May 28, 2006 at Wrigley Field against the Cubs and the most the club has ever hit in a home game.

HOME RUNS: The Braves hit 103 home runs, 15 off the major league lead of the Dodgers (118)...Those were the only two teams to hit triple-figure home runs this season...This is easily the most home runs any modern-era Braves team has hit in the first 60 games of a season...The 2003 club held the previous record, hitting 94.

- A* Extrapolated over a 162-game season, the Braves total would pace to 278 home runs...The franchise record was set by last year's club, who hit 249.
- A* Atlanta hit more home runs this year than over 40 clubs in the franchise's modern era...For reference, the 2015 clubs hit three fewer (100) in 102 more games.

HOME RUNS CONT'D: The Braves hit an average of 1.72 home runs per game, the highest per-game rate in single-season rate in franchise history.

- A* The Braves hit a home run every 20.14 at-bats this season, also setting a new single-season franchise record...Last year's club hit a homer every 22.33 at-bats to set the record.
- A* Five players – Marcell Ozuna (18), Adam Duvall (16), Ronald Acuña Jr. (14) Freddie Freeman (13) and Dansby Swanson (10) – hit double-digit home runs, tied for the most in the majors... The Dodgers, Phillies and White Sox also had this many players hit at least 10 home runs
- A* The Braves hit at least six home runs in a game twice, first on September 9 against the Marlins (7) and then on September 18 at the Mets (6)... This is the first ever Braves team in the modern era with multiple such games in a season.
- A* Atlanta opened the month of September by hitting three or more home runs in a franchise record five consecutive games, from September 1-5... That was easily the longest such streak in the majors this season... No other team did that in more than three consecutive games... The Braves became just the ninth team in the live-ball era (since 1920) to have at least three homers in five straight games, and the first to do so since the Dodgers last season.
- A* The Braves then hit two home runs in the following game, on September 6, and their six consecutive games with multiple home runs was tied for the second longest such streak in the major leagues this season... The Yankees did so in eight straight games, from July 26-August 5... Just one team in Atlanta franchise history has had a longer run of multi-homer games... The 1999 Braves had seven straight multi-homer games from August 30 to September 6.

SEPTEMBER: The Braves hit 55 home runs in September, one short of the franchise record for a calendar month... Last year's team hit 56 home runs over 28 game in June... This year's team played 26 games in September... This was easily the most home runs in September this season... Only four other teams hit 40.

- A* It marked the fourth 50-homer month by the team since moving to Atlanta... The 2003 Braves also hit 55 in May, while the 2006 club hit 50 in July... The Braves hit 55 homers in May 2003 and 50 in July 2006.
- A* The Braves hit .277/.372/.516 in the month, leading the majors in the latter of those categories... Their .277 batting average was third... Atlanta's 135 wRC+ in the month was also easily the best in the majors.
- A* Four of the 10 highest individual home run totals in September belonged to Braves... Adam Duvall hit a major league-most 11, tying the franchise record for home runs in the month, while Marcell Ozuna hit 10, Ronald Acuña Jr. hit nine and Freddie Freeman hit eight.
- A* Ozuna and Freeman finished first and second in the month in RBI... Ozuna drove in 33, and Freeman drove in 32... Ozuna tied the Atlanta-era (since 1966) record for RBI in a calendar month, set by Freeman last June... Only three other Braves have reached the 30 RBI mark in a month since the franchise relocated to Atlanta (Bob Horner, 32 in July '80; Mark Teixeira, 32 in August '07 and Dale Murphy, 30 in August '86).

RBI LEADERS: OF Marcell Ozuna led the National League with 56 RBI, and teammate Freddie Freeman finished second with 53... Chicago-AL's José Abreu (60) was the only player to finish with more.

- A* The last Braves player to lead the league in RBI was OF Andruw Jones, who finished with 128 in 2005.
- A* Only two other Braves have led the league in RBI during the Atlanta era (since 1966)... Dale Murphy led in '83 and tied for the lead in '82, while Hank Aaron's 127 were the most in 1966.

- A* The last National League team to have teammates lead the league in RBI in a single season was the 1996 Colorado Rockies...Dante Bichette (150) finished first with Andres Galarraga (141) in second.

EXTRA-BASE HITS: In addition to Atlanta's 103 home runs, the Braves had a major-league most 130 doubles...They also hit three triples...The club's 236 extra-base hits were not only the most in the majors, but also the most any modern-era Braves team hit in the first 60 games of a season.

- A* The Braves averaged 3.93 extra-base hits per game this season, easily surpassing the previous Atlanta-era record of 3.62 by the 2003 club.
- A* Only eight teams in modern baseball history (since 1900) had more extra-base hits through this period...The record was 254 set by last year's Twins...Only two National League teams finished with more in the first 60 games...The 1925 Pirates had 253 extra-base hits, and the 2001 Rockies had 244.

VS. RIGHT-HANDERS: The Braves hit .273/.354/.498 with an .852 OPS against right-handed pitchers...That is by far the best OPS for any team against right-handers this season...Atlanta also posted a 126 wRC+ against righties, tied for the best in baseball.

- A* Freddie Freeman batted .373/.495/.733 in these situations...All those three totals were either first or second in the major leagues against right-handers...Juan Soto had a better on-base percentage (.514)...Freeman also had 33 extra-base hits and 45 RBI facing right-handers, both led baseball.
- A* The Braves went 27-21 (.563) when facing right-handed starters this season...Conversely, the Braves batted .248/.329/.425 against left-handers, and went 8-4 (.667) when a southpaw started.

VS. RELIEVERS: The Braves scored 206 of their 348 runs (79.9%) against opposing relievers...This was 30 more runs than the next closest team (Dodgers, 176).

- A* Relievers had a 6.55 ERA (168 ER/230.2 IP) against Atlanta this season, the highest in baseball.
- A* Atlanta batted .286/.368/.518 against bullpens...They led the major leagues in all three of those categories...Dansby Swanson hit a major league-best .402 (41-for-102) off relievers.
- A* From the seventh inning or later, the Braves scored 99 runs, third most in baseball (Padres, 109 and Dodgers, 108)...The club hit 28 home runs in these innings, also trailing the Dodgers (35) and Padres (32) for the most in baseball...Atlanta scored 31 runs in the ninth inning this season, one off the major league lead held by the Cubs (32).

0-0: The Braves had more home runs on the first pitch of an at-bat than any team in baseball this season...They hit 26 such homers, two more than the Yankees...Overall, the team hit .399/.394/.788 when putting the first pitch of an at-bat in play...Their 1.181 OPS in this count is also the best in baseball.

- A* 1B Freddie Freeman hit .462 (18-for-39) in this count, while OF Ronald Acuña Jr. batted .429 with five home runs and a 1.238 slugging percentage.

CATCHERS: Atlanta's four catchers this season – William Contreras, Travis d'Arnaud, Tyler Flowers and Alex Jackson – batted a collective .299/.371/.491 (67-for-224), with an .862 OPS which ranked fifth in the majors... The league average for the catcher position is .232 with a .706 OPS... Those four players combined to have a 1.7 fWAR, tied with the Reds for the third best in the National League (Phillies, 2.4 and Dodgers, 2.0).

- A* Alex Jackson and William Contreras opened the season on the active roster... Both Travis d'Arnaud and Tyler Flowers made the Opening Day roster but were held out as a precaution to COVID.
- A* Jackson, who started on Opening Day, recorded his first major league hit on July 28, when he doubled off the Rays' Yonny Chirinos... He began his major league career 0-for-17.
- A* Contreras, the younger brother of the Cubs' Willson, made his major league debut as a defensive replacement on Opening Day... At 22 years, 213 days, Contreras became the youngest Braves catcher to debut since Jarrod Saltalamacchia did so on his 22nd birthday in 2007.
- A* In his first career plate appearance, on July 25, Contreras doubled home a run in the 10th inning.
- A* Willson also made his debut as a defensive replacement (June 17, 2016), before also collecting an extra-base hit in his first career plate appearance in his second game (a home run on June 19).



OF Cristian Pache, who had just two previous games of major-league experience, appeared in all 12 of Atlanta's postseason games in 2020, including producing four RBI in six starts in the NLCS against the Dodgers.



PLAYER DEVELOPMENT & SCOUTING

PLAYER DEVELOPMENT STAFF

GWINNETT STRIPERS (AAA)

Matt Tuiasosopo.....	Manager
Mike Maroth.....	Pitching Coach
Carlos Mendez.....	Hitting Coach
Wigberto Nevarez.....	Coach
TJ Saunders.....	Athletic Trainer
Paul Howey.....	Strength Coach

MISSISSIPPI BRAVES (AA)

Wyatt Toregas.....	Manager
Dan Meyer.....	Pitching Coach
Einar Díaz.....	Hitting Coach
Dan Leja.....	Athletic Trainer
Ryan Meehan.....	Strength Coach

ROME BRAVES (A+)

Kanekoa Texeira.....	Manager
Bo Henning.....	Pitching Coach
Danny Santiesteban.....	Hitting Coach
Angel Flores.....	Coach
Bobby Moore.....	Coach
Jesus Aviles.....	Athletic Trainer
Tyler Enns.....	Strength Coach

AUGUSTA GREENJACKETS (A)

Michael Saunders.....	Manager
Elvin Nina.....	Pitching Coach
Mike Bard.....	Hitting Coach
Myles Schroder.....	Coach
Austin Smith.....	Athletic Trainer
Kyle Lindsey.....	Strength Coach

GCL BRAVES (R)

Nestor Pérez.....	Manager
Wes McGuire.....	Pitching Coach
Connor Narron.....	Hitting Coach
Jefferson Romero.....	Coach
Omar Rosario.....	Coach
Devon Travis.....	Coach
Dave Comeau.....	Athletic Trainer
Joel Wiggins.....	Athletic Trainer
Sam Feldman.....	Strength Coach

DSL BRAVES (R)

Arturo Defreites.....	DR Field Coordinator
Elvis Pena.....	Infield Coach
Luis Palomares.....	Assistant Athletic Trainer
Pedro Hernandez.....	Strength Coach

ROVING STAFF

Doug Mansolino.....	Field Coordinator
Paul Davis.....	Pitching Coordinator
Cale Johnson.....	Assistant Pitching Coordinator
Mike Brumley.....	Hitting Coordinator
Greg Walker.....	Hitting Instructor
JD Closser.....	Catching Coordinator
Nick Flynn.....	Minor League Medical Coordinator
Eric Hyrcko.....	Assistant Minor League Medical Coordinator
Johnny Passarelli.....	Physical Therapist
Kevin McAvoy.....	Rehab Pitching Coach
Jordan Sidwell.....	Strength & Conditioning Coordinator
Ryan Driscoll.....	Assistant Strength & Conditioning Coordinator
Patrick O'Brien.....	Minor League Nutrition Coordinator
Zach Sorensen.....	Minor League Mental Skills Coach

FLORIDA OPERATIONS

Jeff Pink.....	Coordinator, Florida Operations
----------------	---------------------------------

INTERNATIONAL OPERATIONS

Lothar Schott.....	Manager, DR Administration & Operations
--------------------	---

2019 MINOR LEAGUE STANDINGS

Club	League	Division	Manager	W-L	GA/GB	Finish
Gwinnett	International	South	Damon Berryhill	80-59	+5.0	1st
Mississippi	Southern	South	Chris Maloney	64-75	-18.0	4th
			(1st Half)	33-36	-7.5	3rd
			(2nd Half)	31-39	-10.5	4th
Florida	Florida State	North	Barrett Kleinknecht	54-82	-26.5	6th
			(1st Half)	25-41	-16.5	6th
			(2nd Half)	29-41	-10.0	6th
Rome	South Atlantic	Southern	Matt Tuiasosopo	65-74	-12.5	5th
			(1st Half)	30-39	-7.0	5th
			(2nd Half)	35-35	-6.0	4th
Danville	Appalachian	East	Anthony Nuñez	30-38	-12.0	5th
Braves	Gulf Coast	South	Nestor Pérez	18-31	-18.0	5th
Braves	Dom. Summer	Northwest	Jefferson Romero	36-34	-5.0	5th
Totals				347-393		



DOUG MANSOLINO

FIELD COORDINATOR

- The 2021 season is Doug Mansolino's third as the Atlanta Braves' field coordinator...He is in his 37th year coaching in professional baseball, 14 of which have come on major-league staffs...The Braves are his ninth organization.
- He was hired by Atlanta in October of 2018 after spending the previous 11 seasons with the Philadelphia Phillies, including the last five as field coordinator.
- Mansolino joined the Phillies in 2008 as the infield coordinator and also spent much of the season managing the Gulf Coast League Phillies (R) to the league championship.
- During his time with Philadelphia, he served a short stint with the major-league club as interim bench coach in 2008, the year the Phillies won the World Series.
- In 2017, he was the recipient of the John Vukovich Award, which is presented annually to an instructor in the Phillies organization that embodies the characteristics of the award's namesake; loyalty, knowledge, dedication, competitiveness, honesty and a terrific work ethic.
- Prior to joining the Phillies, Mansolino spent three years, 2005-07, as the Houston Astros third base coach under manager Phil Garner...In 2006, he was the third base coach for the National League All-Stars.
- Mansolino also worked under Garner with the Milwaukee Brewers, 1998-99, and the Detroit Tigers, 2000-02, in three different roles: first base coach, third base coach and bench coach.
- Between his major-league stints with the Tigers and Astros, he spent two seasons, 2003-04, with the Pittsburgh Pirates as the roving infield instructor and defensive coordinator.
- Mansolino's first experience on a major-league staff came with the Chicago White Sox, over a five-year period, 1992-96, as first base coach, third base coach and infield instructor.
- He had nine total seasons in the White Sox organization, spending the first four in their minor-league system: field coordinator (1988), roving infield instructor (1989) and defensive coordinator (1990-91).
- Following his time with the White Sox, he managed one season, 1997, in the New York Mets farm system.
- Mansolino began his coaching career in the San Francisco Giants organization as a roving infield instructor and Triple-A coach, 1985-87.
- Mansolino also spent the 1989, 1990 and 1991 off-seasons as a special instructor for two of Korea's major-league clubs...In 1995, he managed Caribes de Oriente in the Venezuelan Winter League
- During his experience on major-league staffs, Mansolino instructed five Hall of Famers: Jeff Bagwell, Craig Biggio, Carlton Fisk, Tim Lincecum and Frank Thomas.
- He graduated from California State University at Long Beach with a bachelor of arts in physical education.
- Mansolino, 64, and his wife, Cindy, have three kids, Nick, Tony and Ariana, and reside in Tennessee...Tony is in his first season as the Baltimore Orioles' third base coach.



JD CLOSSER

CATCHING COORDINATOR

- JD Closser is in his second season as the Atlanta Braves' catching coordinator.
- Prior to joining the Braves, he was in the New York Yankees organization for six seasons, 2014-19, the last two of which he also served as the catching coordinator.
- In his first four seasons with New York, he was a minor-league coach...He served on Single-A Tampa's staff for his first two years, before becoming Double-A Trenton's bullpen coach in 2016.
- Before his time with the Yankees, Closser spent two years working as a coach in the USA Baseball National Team development programs.
- The Indiana native played in parts of three major-league seasons, all with Colorado, 2004-06...In 160 games, he hit .239 (107-for-447) with 10 home runs and 48 RBI.
- Closser also played in the minor-league systems of Arizona, Oakland, Milwaukee, New York-AL, San Diego, Chicago-NL and Los Angeles-NL.
- He was selected by Arizona in the fifth round of the 1998 First-Year Player Draft out of Alexandria-Monroe High School in Alexandria, Ind.
- Closser, 41, and his wife, Holley, reside in Garner, N.C...The couple has three daughters, Isabelle, Callie Makenna and Maebry.



MIKE BRUMLEY

HITTING COORDINATOR

- Mike Brumley is in his fourth year in the Atlanta Braves organization, all of which have been spent as the hitting coordinator...He is in his 23rd season coaching in professional baseball, five of which have come on major-league staffs...The Braves are his eighth organization.
- Prior to joining the Braves, he spent the 2016 season as the hitting coach for the Tainan Lions in the Chinese Professional Baseball League.
- His most recent experience stateside came with the Chicago Cubs, when he served as the major-league club's assistant hitting coach in 2014 under manager Rick Renteria.
- Before his stint with the Cubs, he worked four seasons, 2010-13, as the Seattle Mariners first base coach.
- Brumley came to Seattle from Los Angeles...He was the Dodgers' minor league field coordinator in 2009...He joined the organization in 2008 as the manager for rookie-level Ogden.
- He had a three-year stint with the Rangers prior to his time with L.A., spending each campaign, 2005-07, as the minor league field coordinator.
- Previous to that, Brumley managed in the Los Angeles Angels farm system for four seasons, 2001-04...He led Triple-A Salt Lake to the Pacific Coast League Championship Series in 2002, a year after skipping Double-A Arkansas to the Texas League title.
- He spent the 2000 season with the Chicago White Sox organization working as a roving minor league instructor.
- Before his time with the White Sox, he skipped two seasons in the Arizona Diamondbacks farm system...He managed the AZL Diamondbacks in 1998 and Single-A South Bench in 1999.
- He began his coaching career in 1997 as the manager of the Independent League's Rio Grande Valley club.
- The former infielder played professionally for 14 seasons, including eight at the major-league level...He logged 285 games with Chicago-NL (1987), Detroit (1989), Seattle (1990), Boston (1991-92), Houston (1993, 1995) and Oakland (1994)...He was drafted by the Red Sox in the second round in 1983.
- Brumley, 57, resides in Keller, Texas...He has four children, Logan, Shailey, Erin, and Jackson.



GREG WALKER

HITTING INSTRUCTOR

- The 2021 season marks Greg Walker's 10th in the Atlanta Braves organization, including his first as hitting instructor.
- He joined the organization in 2012 as the club's major-league hitting coach, a role he held for three seasons under skipper Fredi Gonzalez.
- He then transitioned to the front office, serving as a special advisor to baseball operations for six seasons, 2015-20...In that role, he worked with minor league hitters for spring training and at minor league facilities throughout the season.
- Previous to his time with the Braves, Walker was the hitting coach for the Chicago White Sox for parts of nine seasons, 2003-11.
- Walker enjoyed a nine-year major-league career, playing all but 14 of 855 games with the White Sox, 1982-90...He finished his career with the Baltimore Orioles in 1990.
- He was the White Sox nominee for the Roberto Clemente Award in 1986 and received the Chicago Baseball Writers' "Good Guy" award in 1990.
- The Georgia native was originally drafted by the Philadelphia Phillies in 1977.
- Walker, 61, resides in Douglas, Ga. with his wife, Carman...The couple has three daughters, Kaycee, Leigh Ann and Lauren.



PAUL DAVIS

PITCHING COORDINATOR

- Paul Davis is in his second season as the Atlanta Braves' pitching coordinator...He got hired in January of 2020.
- Prior to joining the Braves, he was the Seattle Mariners' pitching coach in 2019, his only season on a major-league staff.
- Davis came to the Mariners after a six-year stint with the St. Louis Cardinals organization, where he began his professional coaching career.
- During his Cardinals tenure, he served in five different capacities...In his first year with the organization, 2013, he was rookie-advanced Johnson City's pitching coach...He returned to that role in 2014, but added the responsibilities of coordinator of pitching analytics.
- Davis was then the rehab pitching coach in 2015, before spending two seasons, 2016-17, as the assistant pitching coordinator.
- In his final year with St. Louis, Davis was the manager of pitching analytics, working to assist all pitchers at all levels of the organization.
- Davis also has scouting experience...He spent time as a consultant for the Phillies scouting staff, and he worked with the Mets area scouts as a "bird-dog" scout.
- Before getting into professional baseball, he served as the head coaches at Dana College in Blair, Neb., 1995-99, and for the Omaha Indians college summer team, 1998...In five seasons at Dana, Davis was twice named Nebraska-Iowa Athletic Conference Coach of the Year and led the Vikings to a school-record 32 wins and a conference championship in 1996.
- Off the field, he has taught college courses, including working as an adjunct professor in athletic coaching at the University of Nebraska, 2005-12, teaching psychology at Iowa Western Community College, 2005-11, and sports management at Nebraska Wesleyan University, 2007-09.
- Davis graduated from Osceola High School in Kissimmee, Fla. in 1981, where he played baseball for three seasons...He played collegiately at Valencia Community College in Orlando, Fla., 1982-83, and Creighton University, 1984-85.
- Davis, 56, and his wife, Martha, reside in Omaha, Neb... The couple has two sons, Nick and Jake.



CALE JOHNSON

ASSISTANT PITCHING COORDINATOR

- Cale Johnson is in his first season with the Atlanta Braves organization...He serves as the assistant pitching coordinator.
- Prior to joining the Braves, Johnson was a coach in the St. Louis Cardinals organization for six seasons.
- He spent the 2020 campaign in the player development department as pitching analyst/strategist.
- In his first five years with St. Louis, Johnson was a pitching coach at three different levels of the farm system.
- He began his coaching career in 2015 as the pitching coach for the Gulf Coast League Cardinals...The GCL Cardinals had three of the top 10 pitchers in the league in ERA, and four of the top six in strikeouts.
- Following the season, he was promoted to rookie-advanced Johnson City, where he served in that same role for two seasons...In 2016, Johnson City won the Appalachian League Championship after posting the lowest team ERA in the postseason...The 2017 squad ranked second in the league in strikeouts.
- Johnson also spent two seasons as Single-A Peoria's pitching coach, 2018-19...In his first year with the Chiefs, the team posted the franchise's second-highest single-season strikeout total.
- He was originally drafted by the Cardinals in the 41st round in 2009 out of McKendree University in Lebanon, Ill...With McKendree, Johnson was the American Midwest Conference Pitcher of the Year in back-to-back seasons, 2008-09.
- Johnson pitched in parts of three seasons in the Cardinals system, 2009-11, along with one for the Gateway Grizzlies of the independent Frontier League before retiring...He had a career 3.81 ERA over 55 appearances and 15 starts.
- Johnson, 33, and his wife, Jessica, reside in Greenville, Ill. with their two children, Maclin and Sadie.

2019 BRAVES MINOR LEAGUE AWARD WINNERS

FRONT OFFICE

MANAGER & STAFF

PLAYER BIOS

SEASON IN REVIEW

PLAYER DEVELOPMENT

BRAVES HISTORY

OPPONENTS

MISCELLANEOUS



2019 BOBBY COX MANAGER OF THE YEAR

MATT TUIASOSOPO - ROME BRAVES

The Bobby Cox Award is presented to the individual that best represents the top managerial performance throughout Atlanta's minor league system.

2018	Chris Maloney, Mississippi	2012	Luis Salazar, Lynchburg
2017	Ralph "Rocket" Wheeler, Florida	2011	Randy Ingle, Danville
2016	Randy Ingle, Rome	2010	José Tartabull, GCL Braves
2015	Brian Snitker, Gwinnett	2009	Paul Runge, Danville
2014	Randy Ingle, Danville	2008	Phillip Wellman, Mississippi
2013	Aaron Holbert, Mississippi	2007	Dave Brundage, Richmond



2019 BILL LUCAS AWARD

THOMAS BURROWS - MISSISSIPPI BRAVES / GWINNETT STRIPERS

The Bill Lucas Award is presented annually to the organization's minor league player that best represents the Braves both on and off the field.

2018	Hayden Deal, Rome	2012	Ernesto Mejia, Gwinnett
2017	Touki Toussaint, Florida/Mississippi	2011	Cory Gearrin, Gwinnett/Atlanta
2016	Mike Soroka, Rome	2010	J.C. Boscan, Mississippi
2015	Barrett Kleinknect, Mississippi/Gwinnett	2009	Greg Creek, Mississippi
2014	Braeden Schlehüber, Mississippi	2008	Matt Young, Mississippi
2013	Todd Cunningham, Gwinnett/Atlanta	2007	Wes Timmons, Richmond



2019 PHIL NIEKRO AWARD

IAN ANDERSON - MISSISSIPPI BRAVES / GWINNETT STRIPERS

The Phil Niekro Award is presented annually to the top pitcher in the Braves' minor league organization.

2018	Touki Toussaint, Mississippi/Gwinnett	2012	J.R. Graham, Lynchburg/Mississippi
2017	Mike Soroka, Mississippi	2011	Julio Teheran, Gwinnett/Atlanta
2016	Patrick Weigel, Rome/Mississippi	2010	Julio Teheran, Rome/Myrtle Beach/Mississippi
2015	Tyrell Jenkins, Mississippi/Gwinnett	2009	Craig Kimbrel, Rome/Myrtle Beach/Mis./Gwinnett
2014	Williams Pérez, Mississippi	2008	Tommy Hanson, Myrtle Beach/Mississippi
2013	Lucas Sims, Rome	2007	Jo-Jo Reyes, Atlanta/Mississippi/Richmond



2019 HANK AARON AWARD

TREY HARRIS - ROME BRAVES / FLORIDA FIRE FROGS / MISSISSIPPI BRAVES

The Hank Aaron Award is presented annually to the top offensive performer in the Braves' minor league system.

2018	Austin Riley, Mississippi/Gwinnett	2012	Todd Cunningham, Mississippi
2017	Ronald Acuna Jr., Florida/Mississippi/Gwinnett	2011	Joey Terdoslavich, Lynchburg
2016	Dustin Peterson, Mississippi	2010	Freddie Freeman, Gwinnett
2015	Mallex Smith, Mississippi/Gwinnett	2009	Jason Heyward, Myrtle Beach/Mississippi/Gwinnett
2014	Kyle Kubitz, Mississippi	2008	Freddie Freeman, Rome
2013	Josh Elander, Rome/Lynchburg	2007	Jordan Schafer, Myrtle Beach/Rome

2019 MINOR LEAGUE TEAM MVPs

	Pitcher	Player
Gwinnett (AAA)	RH Bryse Wilson	OF Rafael Ortega
Mississippi (AA)	RH Ian Anderson & LH Tucker Davidson	OF Cristian Pache & OF Drew Waters
Florida (High-A)	LH Hayden Deal	OF Trey Harris
Rome (A)	LH Dilmer Mejia	OF Justin Dean
Danville (Rk. Adv.)	RH Ricky DeVito	1B Bryce Ball
Gulf Coast (Rk.)	RH Eudi Asencio	OF Michael Harris II
Dominican Summer (Rk.)	RH Rodderly Muñoz	OF Deivi Estrada

GWINNETT STRIPERS [AAA]

80-59, '19 (1ST, INTERNATIONAL LEAGUE, SOUTH)



Coolray Field (10,427)
2500 Buford Drive, Lawrenceville, GA 30043
678.277.0300 (Main) - 678.277.0351 (Press Box)
milb.com/gwinnett

Adam English Vice President & General Manager
Dave Lezotte Media Relations Manager

FIELD STAFF

Matt Tuiasosopo Manager
Mike Maroth Pitching Coach
Carlos Mendez Hitting Coach
Wigberto Nevarez Coach
TJ Saunders Athletic Trainer
Paul Howey Strength Coach



MISSISSIPPI BRAVES [AA]

64-75, '19 (4TH, SOUTHERN LEAGUE SOUTH)



1ST Half: 33-36, 3RD | 2ND Half: 31-39, 4TH

Trustmark Park (8,480)
One Braves Way, Pearl, MS 39208
601.932.8788 (Main) - 601.644.7612 (Press Box)
milb.com/mississippi

Pete Laven Vice President & General Manager
Chris Harris Director of Comm., Media & Broadcasting

FIELD STAFF

Wyatt Toregas Manager
Dan Meyer Pitching Coach
Einar Diaz Hitting Coach
Dan Leja Athletic Trainer
Ryan Meehan Strength Coach



ROME BRAVES [A+]

65-74, '19 (5TH, SOUTH ATLANTIC LEAGUE SOUTH)

1ST Half: 30-39, 5TH | 2ND Half: 35-35, 4TH


State Mutual Stadium (5,103)
755 Braves Boulevard, Rome, GA 30161
706.378.5100 (Main) - 706.378.5132 (Press Box)
milb.com/rome

David Cross*.....Vice President & General Manager
*Media Contact



FIELD STAFF

Kanekoa Teixeira	Manager
Bo Henning.....	Pitching Coach
Danny Santiesteban.....	Hitting Coach
Angel Flores.....	Coach
Bobby Moore	Coach
Jesus Aviles.....	Athletic Trainer
Tyler Enns	Strength Coach



AUGUSTA GREENJACKETS [A]

77-61, '19 (1ST, SOUTH ATLANTIC LEAGUE SOUTH)

1ST Half: 36-32, 2ND | 2ND Half: 41-29, 1ST


SRP Park (4,782)
187 Railroad Avenue, North Augusta, SC 29841
803.349.9467 (Main) - 803.349.9431 (Press Box)
milb.com/augusta

Tom Denlinger.....Vice President
Brandon Greene.....General Manager
Catie Jagodzinski*.....Director of Marketing
*Media Contact



FIELD STAFF

Michael Saunders	Manager
Elvin Nina.....	Pitching Coach
Mike Bard	Hitting Coach
Myles Schroder.....	Coach
Austin Smith	Athletic Trainer
Kyle Lindsey.....	Strength Coach



MINOR LEAGUE PLAYERS (AS OF 3/1/2021)

ACUÑA, JAMES RIGHT-HANDED PITCHER

Bats: R **Throws:** R **Height:** 6-5 **Weight:** 175

Born: 9/18/97 in Long Beach, CA **Resides:** Cypress, CA

School: Azusa Pacific University (CA)

Obtained: Selected by the Braves in the 29th round of the 2019 First-Year Player Draft

Year	Club	W-L	ERA	G	GS	CG	SHO	SV	IP	H	R	ER	HR	HB	BB	SO	WP	BK
2019																		

Injured - Did Not Pitch

ALESANDRO, RONALDO RIGHT-HANDED PITCHER

Bats: R **Throws:** R **Height:** 6-0 **Weight:** 170

Born: 5/7/98 in Higuey, Dominican Republic **Resides:** La Romana, Dominican Republic

Obtained: Signed by the Braves as a non-drafted free agent on June 11, 2018

Signed By: Carlos Sequera

2019 Review: In August, made five relief appearances and did not allow a run in 7.2 innings while recording three saves...Struck out 15 of the 24 hitters he faced, allowing only two hits...Was honored as the organization's DSL Braves Pitcher of the Month...Had a team-most six saves on the season.

Year	Club	W-L	ERA	G	GS	CG	SHO	SV	IP	H	R	ER	HR	HB	BB	SO	WP	BK
2018	DSL Braves	0-4	2.60	11	8	0	0	0	34.2	31	16	10	0	4	22	47	9	2
2019	DSL Braves	3-1	2.43	18	4	0	0	6	33.1	22	13	9	0	4	11	45	3	0
Minors Totals		3-5	2.51	29	12	0	0	6	68.0	53	29	19	0	8	33	92	12	2

ASENCIO, EUDI RIGHT-HANDED PITCHER

Bats: R **Throws:** R **Height:** 6-3 **Weight:** 170

Born: 2/28/99 in San Cristobal, Dominican Republic **Resides:** San Cristobal, Dominican Republic

Obtained: Signed by the Braves as a non-drafted free agent on July 2, 2017

Signed By: Jonathan Cruz

2019 Review: Tapped by the organization as the GCL Braves Pitcher of the Year after leading the club in wins (3) and innings (33.0) and finishing second in strikeouts (29)...**2018:** Named DSL Pitcher of the Month by the organization after going 1-1 with a 1.00 ERA (2 ER/18.0 IP) across four starts in August.

Year	Club	W-L	ERA	G	GS	CG	SHO	SV	IP	H	R	ER	HR	HB	BB	SO	WP	BK
2017	DSL Braves	0-0	3.10	10	4	0	0	0	20.1	13	9	7	1	6	13	17	3	1
2018	DSL Braves	5-5	2.63	14	14	0	0	0	61.2	44	27	18	1	5	21	52	11	0
2019	GCL Braves	3-3	3.82	12	3	0	0	1	33.0	30	18	14	0	0	10	29	3	0
Minor Totals		8-8	3.05	36	21	0	0	1	115.0	87	54	39	2	11	44	98	17	1

BACKSTROM, MAHKI INFIELDER

Bats: L **Throws:** L **Height:** 6-5 **Weight:** 215

Born: 10/10/01 in Hawthorne, CA **Resides:** Los Angeles, CA

School: Junipero Serra (CA) HS

Obtained: Selected by the Braves in the 18th round of the 2019 First-Year Player Draft

Year	Club	AVG	G	AB	R	H	2B	3B	HR	RBI	SH	SF	HP	BB	SO	SB-CS	OBP	SLG	E
2019	GCL Braves	.300	23	70	8	21	5	0	2	8	0	0	0	12	27	1-0	.402	.457	6

BACON, TROY RIGHT-HANDED PITCHER

Bats: R **Throws:** R **Height:** 6-0 **Weight:** 190

Born: 9/26/96 in Tampa, FL **Resides:** Tampa, FL

School: Santa Fe CC (FL)

Obtained: Selected by the Braves in the fourth round (110th overall) of the 2017 First-Year Player Draft

2019 Review: Made 26 appearances, 25 starts, all with High-A Florida...Made six relief appearances in August and allowed one run in 12.1 innings (0.73 ERA), walking two and striking out 12...**2018:** Split his second professional season between High-A Florida and Single-A Rome, combining to go 3-2 with a 2.48 ERA (15 ER/54.1 IP), 55 strikeouts and four saves across 30 games...Ranked fifth among Atlanta relief farmhands (min. 30.0 IP) with a 2.48 ERA, and ranked in the top 10 among all Braves prospects in strikeout-to-walk ratio (7th, 3.63) and saves (T8th, 4)...**2017:** Appeared in 13 games with the GCL Braves in his debut campaign, going 1-1 with a pair of saves and a 3.44 ERA (7 ER/18.1 IP)...Allowed four runs in 0.1 innings in his professional debut, before pitching to a 1.50 ERA (3 ER/18.0 IP) in his final 12 appearances.

MINOR LEAGUE PLAYERS

Year	Club	W-L	ERA	G	GS	CG	SHO	SV	IP	H	R	ER	HR	HB	BB	SO	WP	BK
2017	GCL Braves	1-1	3.44	13	0	0	0	2	18.1	11	7	7	1	1	7	22	1	0
2018	Florida	2-1	2.68	20	0	0	0	1	37.0	32	12	11	3	2	15	36	0	1
	Rome	1-1	2.08	12	0	0	0	3	17.1	16	7	4	1	0	3	19	0	0
2019	Florida	4-3	4.13	26	1	0	0	0	48.0	49	27	22	5	1	18	59	2	0
Minor Totals		8-6	3.28	71	1	0	0	6	120.2	108	53	44	10	4	43	136	3	1

BARETT, JOSE *OUTFIELDER*

Bats: R **Throws:** R **Height:** 6-1 **Weight:** 200
Born: 1/13/03 in Bejuma, Venezuela **Resides:** Bejuma, Venezuela
Obtained: Signed by the Braves as a non-drafted free agent on July 2, 2019
Signed By: Carlos Sequera

Year	Club	AVG	G	AB	R	H	2B	3B	HR	RBI	SH	SF	HP	BB	SO	SB-CS	OBP	SLG	E
2021 Will Be First Professional Season																			

BARGER, ALEC *RIGHT-HANDED PITCHER*

Bats: R **Throws:** R **Height:** 6-2 **Weight:** 200
Born: 3/24/98 in Champaign, IL **Resides:** Savoy, IL
School: North Carolina State University
Obtained: Selected by the Braves in the 17th round of the 2019 First-Year Player Draft
Signed By: William Best

Year	Club	W-L	ERA	G	GS	CG	SHO	SV	IP	H	R	ER	HR	HB	BB	SO	WP	BK
2019	Danville	0-3	5.85	13	13	0	0	0	40.0	49	27	26	7	1	16	43	5	0

BARRANCA, ANTONIO *CATCHER*

Bats: R **Throws:** R **Height:** 6-3 **Weight:** 215
Born: 7/25/01 in York, PA **Resides:** York, PA
School: Calvert Hall College (MD) HS
Obtained: Signed by the Braves as a non-drafted free agent on June 15, 2020
Signed By: Alan Sandberg

Amateur: In his junior season at Calvert Hall College (MD) High School, his last full high school campaign, hit .374 (34-for-91) and helped the Cardinals go 24-6 and win the MIAA A conference championship...**Other:** Lived in Atlanta for two months in the summer of 2019, playing for the Atlanta Blue Jays travel program... That same program produced current Braves pitcher Touki Toussaint...Turned down a scholarship to Gulf Coast State College in Florida to sign with Atlanta...Son of former major-league infielder German Barranca, who had a four-year big-league career with Kansas City (1979-80) and Cincinnati (1981-82).

Year	Club	AVG	G	AB	R	H	2B	3B	HR	RBI	SH	SF	HP	BB	SO	SB-CS	OBP	SLG	E
2021 Will Be First Professional Season																			

BASTARDO, SAMUEL *CATCHER*

Bats: R **Throws:** R **Height:** 6-1 **Weight:** 165
Born: 9/06/02 in Maturin, Venezuela **Resides:** Maturin, Venezuela
Obtained: Signed by the Braves as a non-drafted free agent on July 2, 2019
Signed By: Carlos Sequera

Year	Club	AVG	G	AB	R	H	2B	3B	HR	RBI	SH	SF	HP	BB	SO	SB-CS	OBP	SLG	E
2021 Will Be First Professional Season																			

BAUTISTA, JORGE *RIGHT-HANDED PITCHER*

Bats: R **Throws:** R **Height:** 6-0 **Weight:** 155
Born: 12/10/00 in La Romana, Dominican Republic **Resides:** La Romana, Dominican Republic
Obtained: Signed by the Braves as a non-drafted free agent on July 6, 2018
Signed By: Jonathan Cruz

Year	Club	W-L	ERA	G	GS	CG	SHO	SV	IP	H	R	ER	HR	HB	BB	SO	WP	BK
2018	DSL Braves	0-0	3.18	8	0	0	0	1	11.1	14	4	4	0	2	8	7	3	0
2019	DSL Braves	1-3	3.86	13	12	0	0	0	53.2	44	25	23	3	5	20	46	6	1
Minor Totals		1-3	3.74	21	12	0	0	1	65.0	58	29	27	3	7	28	53	9	1

BENSON, GRIFFIN INFILDER

Bats: S **Throws:** R **Height:** 6-5 **Weight:** 220
Born: 9/28/97 in Fort Worth, TX **Resides:** Fort Worth, TX
School: Aledo (TX) HS

Obtained: Selected by the Braves in the 23rd round of the 2016 First-Year Player Draft

2019 Review: Named the South Atlantic League Player of the Week for the period of 7/8-14; Hit .400 (8-for-20) with a 1.506 OPS in that stretch, including hitting three home runs and driving in nine...Hit a single-season career-most 13 home runs, after hitting only five in his first three professional seasons... Led the R-Braves in both home runs and RBI (60)...**2018:** Played in 35 games between Rookie Advanced Danville and Single-A Rome and hit .256/.338/.403 (33-for-129) with three home runs, 16 RBI and 19 runs scored.

Year	Club	AVG	G	AB	R	H	2B	3B	HR	RBI	SH	SF	HP	BB	SO	SB-CS	OBP	SLG	E
2016	GCL Braves	.223	50	166	16	37	5	0	1	13	1	2	2	14	40	0-0	.288	.271	4
2017	Danville	.234	45	137	18	32	4	0	1	15	0	1	2	17	40	1-0	.325	.285	4
2018	Rome	.200	8	25	3	5	2	0	0	1	0	0	1	3	11	1-0	.310	.280	5
	Danville	.269	27	104	16	28	6	1	3	15	0	0	2	10	34	1-1	.345	.433	4
2019	Rome	.208	106	375	51	78	22	4	13	60	0	1	12	49	147	1-1	.318	.392	2
Minor Totals		.223	236	807	104	180	39	5	18	104	1	4	19	93	272	4-2	.316	.351	19

BERMÚDEZ, JOSÉ OUTFIELDER

Bats: S **Throws:** R **Height:** 6-2 **Weight:** 160
Born: 7/9/97 in Maracaibo, Venezuela **Resides:** Orlando, FL

Obtained: Signed by the Braves as a non-drafted free agent on September 18, 2015

2019 Review: Named by the organization as Rome's Player of the Month for July...Hit .337/.375/.482 (28-for-83) with nine extra-base hits, 11 RBI, 12 runs scored and six stolen bases in that month...**2018:** Spent the campaign with Rookie Advanced Danville and Single-Rome...Hit .179/.238/.231 (7-for-39) with two doubles, five RBI and two runs scored in 13 games.

Year	Club	AVG	G	AB	R	H	2B	3B	HR	RBI	SH	SF	HP	BB	SO	SB-CS	OBP	SLG	E
2016	DSL Braves	.258	52	159	28	41	6	1	0	17	5	0	5	17	47	11-2	.348	.308	2
2017	GCL Braves	.247	39	150	17	37	5	1	1	15	2	0	3	14	41	7-4	.323	.313	1
2018	Rome	.154	8	26	2	4	0	0	0	3	1	0	1	1	11	2-1	.214	.154	2
	Danville	.231	5	13	0	3	2	0	0	2	0	0	1	0	4	0-1	.286	.385	0
2019	Rome	.244	75	250	30	61	9	2	1	21	1	1	4	20	88	15-6	.309	.308	5
Minor Totals		.244	179	598	77	146	22	4	2	58	9	1	14	52	191	35-14	.319	.304	10

BERNE, MASON INFILDER

Bats: R **Throws:** R **Height:** 6-3 **Weight:** 225
Born: 3/11/96 in Lumberton, NC **Resides:** Southport, NC

School: University of North Carolina Wilmington

Obtained: Selected by the Braves in the 33rd round of the 2018 First-Year Player Draft

2019 Review: In his first full professional season, played in 37 games between the GCL Braves and Rookie Advanced Danville, slashing .294/.366/.431 (32-for-109) with three doubles, four home runs, 17 RBI and 17 runs.

Year	Club	AVG	G	AB	R	H	2B	3B	HR	RBI	SH	SF	HP	BB	SO	SB-CS	OBP	SLG	E
2018	GCL Braves	.160	33	100	4	16	7	0	0	7	0	1	0	13	26	1-1	.254	.230	3
2019	Danville	.341	13	44	7	15	2	0	1	5	0	1	0	5	9	0-0	.400	.455	1
	GCL Braves	.262	24	65	10	17	1	0	3	12	0	0	0	8	12	0-0	.342	.415	4
Minor Totals		.230	70	209	21	48	10	0	4	24	0	2	0	26	47	1-1	.312	.335	8

BIRDSONG, CODY INFILDER

Bats: R **Throws:** R **Height:** 6-2 **Weight:** 195
Born: 1/19/97 in Poplar Bluff, MO **Resides:** Poplar Bluff, MO

School: Quincy University (IL)

Obtained: Selected by the Braves in the 32nd round of the 2019 First-Year Player Draft

2019 Review: Named by the organization as the Danville Player of the Month for August; batted .310/.363/.440 (26-for-84) with seven extra-base hits (5 2B, 2 HR), 10 RBI and a team-most 37 total bases.

Year	Club	AVG	G	AB	R	H	2B	3B	HR	RBI	SH	SF	HP	BB	SO	SB-CS	OBP	SLG	E
2019	Danville	.234	57	209	17	49	10	0	4	22	1	1	2	11	59	0-2	.278	.340	9

BLAIR, CONNOR *OUTFIELDER*

Bats: R **Throws:** R **Height:** 6-0 **Weight:** 205
Born: 5/6/98 in Deer Park, CA **Resides:** Brentwood, CA
School: University of Washington
Obtained: Selected by the Braves in the 15th round of the 2019 First-Year Player Draft
Signed By: Cody Martin

2019 Review: After getting drafted by the Braves in June, played in a combined 43 games between Rookie Advanced Danville and Single-A Rome...Hit .194 (30-for-155) with four home runs, 21 RBI and 16 runs scored.

Year	Club	AVG	G	AB	R	H	2B	3B	HR	RBI	SH	SF	HP	BB	SO	SB-CS	OBP	SLG	E
2019	Rome	.105	6	19	2	2	1	0	1	2	0	0	0	2	6	1-0	.190	.316	0
	Danville	.206	37	136	14	28	5	0	3	19	0	2	5	10	41	2-1	.281	.309	3
Minor Totals		.194	43	155	16	30	6	0	4	21	0	2	5	12	47	3-1	.270	.310	3

BRUGMAN, JAYCOB *OUTFIELDER*

Bats: L **Throws:** L **Height:** 6-0 **Weight:** 195
Born: 1/18/92 in Chandler, AZ **Resides:** Mapleton, UT
School: Brigham Young University (UT)
Obtained: Signed by the Braves as a minor-league free agent on December 26, 2020

2020 Review: Received a non-roster invitation to the White Sox's Spring Training...Played in 14 games and went 3-for-17 (.176) with one double, one home run, four RBI, one walk and five runs scored...Elected free agency after the season, and signed with Atlanta in December...**2019:** Split the season between the Orioles and Mariners organizations...Hit .279 (84-for-301) with a single-season career-best 24 home runs, 23 of which came in just 78 games with Seattle's Triple-A affiliate Tacoma...Released by Baltimore on 5/24 and signed with Seattle one week later, 5/31...**2018:** In his first year in the Orioles' organization, after being acquired in a November 2017 trade, played in 78 games with Double-A Bowie and Norfolk...Batted .250/.318/.405 (66-for-264) with 22 extra-base hits (11 2B, 3 3B, 8 HR) and 31 RBI...**2017:** Made his major-league debut with Oakland on 6/9 at Tampa Bay...Started in left field and hit ninth...Went 0-for-4...His first career hit came on 6/10, a single off the Rays' Erasmo Ramirez...Hit his first homer on 6/24, off Chicago-AL's James Shields...Teammates Franklin Barreto and Matt Olson also had their first career homers in the game...It marked the second time in major-league history that three teammates hit their first homer in the same game, a feat that had not been accomplished in over a century...The Kansas City Packers first set the mark in 1914 (4/26)...Optioned to Triple-A Nashville in August, where he began the season...Missed the first month with an injury...**2016:** Between Double-A Midland and Nashville, batted .285/.347/.438 (155-for-543) in 132 games...Set single-season career highs in: games played, hits, doubles (33), total bases (238), RBI (87), runs scored (77) and extra-base hits (52, tied)...Ranked second in the A's farm system in hits, total bases and extra-base hits...**2015:** Spent the entire season with Midland...Hit a career-most eight triples, a total that led Oakland's organization and placed second in the Double-A Texas League...**2014:** In his first full professional season, played in 120 games with Single-A Beloit and High-A Stockton...Hit .280 (124-for-443) with 25 doubles and 21 home runs...Slugged .506...**2013:** Began his professional career with Short-Season Vermont...Drafted by Oakland in the 17th round that season...**Amateur:** Played three seasons collegiately at Brigham Young University in Provo, Utah, from 2010-13...Was an All-West Coast Conference selection as a junior in 2013...Was the Mountain West Conference Freshman of the Year in 2011...Is a 2010 graduate of Desert Vista (AZ) High School, where he lettered in baseball and basketball...Drafted out of high school by the Yankees in 2010 (39th round), but opted to attend college...**Other:** He and his siblings all have names starting with the spelling "Jay"...His parents are named Jayson and Jaylene.

Year	Club	AVG	G	AB	R	H	2B	3B	HR	RBI	SH	SF	HP	BB	SO	SB-CS	OBP	SLG	E
2013	Vermont	.261	49	165	13	43	9	4	1	23	0	1	3	7	48	7-0	.301	.382	2
2014	Stockton	.282	50	195	34	55	6	2	13	35	0	3	0	16	50	3-3	.332	.533	1
	Beloit	.278	70	248	33	69	19	4	8	37	1	1	2	35	65	5-2	.371	.484	1
2015	Midland	.260	132	500	61	130	27	8	6	63	0	2	2	62	89	11-7	.343	.382	3
2016	Nashville	.295	94	386	50	114	26	4	7	67	1	8	2	36	88	5-3	.352	.438	0
	Midland	.261	38	157	27	41	7	3	5	20	0	1	2	16	33	2-3	.335	.439	2
2017	Oakland	.266	48	143	12	38	2	0	3	12	0	1	0	18	38	1-2	.346	.343	2
	Nashville	.275	38	153	17	42	5	1	1	9	0	0	0	19	28	3-1	.355	.340	0
	Mesa	.182	9	33	4	6	2	0	0	2	0	0	0	8	8	1-1	.341	.242	0
2018	Norfolk	.248	66	218	32	54	8	3	5	25	0	1	1	23	59	6-1	.321	.381	2
	Bowie	.261	12	46	10	12	3	0	3	6	0	0	0	3	15	0-0	.306	.522	0
2019	Tacoma	.283	78	293	43	83	22	1	23	65	0	1	2	35	86	0-0	.363	.601	1
	Norfolk	.125	3	8	1	1	0	0	1	1	0	0	0	0	3	0-0	.125	.500	0
Minor Totals		.272	630	2369	321	644	132	30	73	351	2	18	14	252	564	42-20	.343	.445	14
Major Totals		.266	48	143	12	38	2	0	3	12	0	1	0	18	38	1-2	.346	.343	2

BRYANT, CHAD RIGHT-HANDED PITCHER

Bats: R **Throws:** R **Height:** 6-0 **Weight:** 205
Born: 8/3/99 in Grove Hill, AL **Resides:** Thomasville, AL
School: Pensacola State College (FL)
Obtained: Selected by the Braves in the 25th round of the 2019 First-Year Player Draft

Year	Club	W-L	ERA	G	GS	CG	SHO	SV	IP	H	R	ER	HR	HB	BB	SO	WP	BK
2019	GCL Braves	1-1	8.88	11	7	0	0	0	24.1	31	24	24	2	6	13	23	4	0

BUNNELL, CADE INFILDER

Bats: L **Throws:** R **Height:** 6-0 **Weight:** 190
Born: 5/14/97 in Stoughton, WI **Resides:** Stoughton, WI
School: Indiana University
Obtained: Selected by the Braves in the 40th round of the 2019 First-Year Player Draft
Signed By: Kevin Barry

Year	Club	AVG	G	AB	R	H	2B	3B	HR	RBI	SH	SF	HP	BB	SO	SB-CS	OBP	SLG	E
2019	GCL Braves	.141	26	64	17	9	1	0	1	4	1	1	1	25	27	0-0	.385	.203	4

BURGESS, BRENT RIGHT-HANDED PITCHER

Bats: R **Throws:** R **Height:** 6-1 **Weight:** 200
Born: 5/2/97 in Atlanta, GA **Resides:** Lithonia, GA
School: Georgia Gwinnett College
Obtained: Signed by the Braves as a non-drafted free agent on July 12, 2019

2019 Review: Did not allow a run in August, covering five relief appearances and 9.1 innings; gave up 10 hits, four walks and struck out 12...Was honored as the organization's GCL Braves Pitcher of the Month.

Year	Club	W-L	ERA	G	GS	CG	SHO	SV	IP	H	R	ER	HR	HB	BB	SO	WP	BK
2019	GCL Braves	1-0	1.46	8	0	0	0	1	12.1	14	2	2	1	0	8	15	0	0

CALANDRA, MITCH CATCHER

Bats: R **Throws:** R **Height:** 6-0 **Weight:** 200
Born: 1/13/97 in Floral Park, NY **Resides:** Peoria, AZ
School: Eckerd College (FL)
Obtained: Selected by the Braves in the 30th round of the 2019 First-Year Player Draft
Signed By: Jon Bunnell

Year	Club	AVG	G	AB	R	H	2B	3B	HR	RBI	SH	SF	HP	BB	SO	SB-CS	OBP	SLG	E
2019	Danville	.271	28	107	15	29	4	1	0	7	0	0	1	3	18	0-0	.297	.327	3

CAMPBELL, DREW OUTFIELDER

Bats: L **Throws:** L **Height:** 6-0 **Weight:** 175
Born: 11/10/97 in Jeffersonville, IN **Resides:** Jeffersonville, IN
School: University of Louisville (KY)
Obtained: Selected by the Braves in the 23rd round of the 2019 First-Year Player Draft

Amateur: Is the only player in University of Louisville history to be named to an All-College World Series Team...Hit .462 (6-for-13) with three RBI in four games in the 2019 College World Series...Also had a walk-off base hit against Mississippi State in an elimination game at that CWS.

Year	Club	AVG	G	AB	R	H	2B	3B	HR	RBI	SH	SF	HP	BB	SO	SB-CS	OBP	SLG	E
2019	Rome	.224	28	107	8	24	4	1	1	7	2	0	0	5	14	1-1	.259	.308	1

CARTER, WILLIE OUTFIELDER

Bats: R **Throws:** R **Height:** 6-0 **Weight:** 205
Born: 4/8/97 in Gainesville, FL **Resides:** Lake City, FL
School: Webber International University (FL)
Obtained: Selected by the Braves in the 34th round of the 2019 First-Year Player Draft

Amateur: In one season at Webber International University, Carter set the program's single-season home run (19) and hits (87) record...Became the third player from Webber International to be selected in the MLB Draft, joining Matthew Krohe (Arizona in 2005) and Grover Benton (New York-NL in 2003).

Year	Club	AVG	G	AB	R	H	2B	3B	HR	RBI	SH	SF	HP	BB	SO	SB-CS	OBP	SLG	E
2019	Rome	.242	52	186	22	45	10	1	4	27	0	1	5	20	50	7-3	.330	.371	3

CASANOVA, JAIR *OUTFIELDER*

Bats: R **Throws:** R **Height:** 6-0 **Weight:** 170
Born: 11/14/03 in Barquisimeto, Venezuela **Resides:** Barquisimeto, Venezuela
Obtained: Signed by the Braves as a non-drafted free agent on March 1, 2021

Year	Club	AVG	G	AB	R	H	2B	3B	HR	RBI	SH	SF	HP	BB	SO	SB-CS	OBP	SLG	E
2021 Will Be First Professional Season																			

CELEDONIO, JEREMY *OUTFIELDER*

Bats: R **Throws:** R **Height:** 6-0 **Weight:** 183
Born: 12/26/01 in Santo Domingo Este, DR **Resides:** Santo Domingo Este, DR
Obtained: Signed by the Braves as a non-drafted free agent on January 29, 2019

Year	Club	AVG	G	AB	R	H	2B	3B	HR	RBI	SH	SF	HP	BB	SO	SB-CS	OBP	SLG	E
2019	DSL Braves	.203	59	192	30	39	7	0	4	22	0	2	8	41	72	5-0	.362	.302	4

CELEDONIO, RAULÍN *RIGHT-HANDED PITCHER*

Bats: R **Throws:** R **Height:** 6-6 **Weight:** 245
Born: 2/8/00 in Santo Domingo Centro, DR **Resides:** Santo Domingo Este, DR
Obtained: Signed by the Braves as a non-drafted free agent on September 27, 2017

2019 Review: Spent the season between the DSL and GCL Braves, going 0-3 with a 3.81 ERA (12 ER/28.1 IP), 19 walks and 27 strikeouts in 13 games.

Year	Club	W-L	ERA	G	GS	CG	SHO	SV	IP	H	R	ER	HR	HB	BB	SO	WP	BK
2018	DSL Braves	1-1	12.15	18	0	0	0	1	26.2	33	45	36	2	4	40	38	16	0
2019	GCL Braves	0-1	4.15	9	0	0	0	0	17.1	8	12	8	0	3	18	15	10	0
	DSL Braves	0-2	3.27	4	0	0	0	0	11.0	12	7	4	0	1	12	2	1	
Minor Totals		1-4	7.85	31	0	0	0	1	55.0	53	64	48	2	8	59	65	28	1

CERRATO, WISTON *CATCHER*

Bats: S **Throws:** R **Height:** 5-10 **Weight:** 170
Born: 4/9/99 in Rivas, Nicaragua **Resides:** Rivas, Nicaragua
Obtained: Signed by the Braves as a non-drafted free agent on February 13, 2017

Year	Club	AVG	G	AB	R	H	2B	3B	HR	RBI	SH	SF	HP	BB	SO	SB-CS	OBP	SLG	E
2017	DSL Braves	.186	33	86	6	16	4	0	0	6	0	1	2	12	24	5-1	.297	.233	7
2018	GCL Braves	.159	21	44	4	7	1	0	0	0	0	1	4	13	0-1	.245	.182	1	
2019	GCL Braves	.235	26	81	8	19	5	1	1	12	3	1	3	5	13	1-0	.300	.358	1
Minor Totals		.199	80	211	18	42	10	1	1	18	3	2	6	21	50	6-2	.288	.270	9

CLEMENTINA, HENDRIK *CATCHER*

Bats: R **Throws:** R **Height:** 6-0 **Weight:** 250
Born: 6/17/97 in Willemstad, Curacao **Resides:** Willemstad, Curacao
Obtained: Signed by the Braves as a minor-league free agent on February 11, 2021

2019: Named a Florida State League Mid-Season All-Star with High-A Daytona...Ranked among all Reds farm hands in home runs (14, T5th) and RBI (54, T7th)...**2018:** Selected a Midwest League Mid- and Post-Season All-Star with Single-A Dayton...Slugged a career-best .497 in 96 games...His 18 home runs were fourth among Cincinnati minor leaguers...Named by the organization as the Reds' Minor League Player of the Month for May...**2017:** Split the season between the Reds and Dodgers organizations...Selected a Pioneer League Mid-Season All-Star with the Dodgers' Ogden affiliate...Traded to Cincinnati on 7/31 along with OF Scott Van Slyke for LHP Tony Cingrani...Then he was also tabbed a Pioneer League Post-Season All-Star as a member of the Reds' Billings' affiliate...**2014:** In his first professional season, named to the Dominican Summer League All-Star team.

Year	Club	AVG	G	AB	R	H	2B	3B	HR	RBI	SH	SF	HP	BB	SO	SB-CS	OBP	SLG	E
2014	DSL Dodgers	.275	49	182	22	50	11	1	2	18	0	1	5	6	32	3-3	.314	.379	7
2015	AZL Dodgers	.284	26	81	12	23	5	0	0	10	0	2	2	7	22	1-1	.348	.346	3
2016	AZL Dodgers	.217	44	157	22	34	4	1	6	23	0	2	2	14	42	2-0	.286	.369	6
2017	Ogden	.370	24	92	17	34	5	0	4	25	1	2	3	10	16	0-0	.439	.554	1
	Billings	.240	27	96	13	23	6	0	2	10	0	1	2	7	25	0-0	.302	.365	2
2018	Dayton	.268	96	340	38	91	22	1	18	59	0	4	2	30	99	1-0	.327	.497	5
2019	Daytona	.249	91	338	30	84	13	0	14	54	0	3	5	19	92	1-0	.296	.411	8
Minor Totals		.264	357	1,286	154	339	66	3	46	199	1	15	21	93	328	8-4	.320	.427	32

CLOUSE, CORBIN LEFT-HANDED PITCHER

Bats: S **Throws:** L **Height:** 6-0 **Weight:** 210
Born: 6/26/95 in Lansing, MI **Resides:** Grand Ledge, MI
School: Davenport University (MI)
Obtained: Selected by the Braves in the 27th round of the 2016 First-Year Player Draft
Signed By: Rick Sellers

2019 Review: Made Triple-A Gwinnett's Opening Day roster...Pitched in 21 games for the Strippers...Had two separate stints on the injured list, missing time with left shoulder injuries (5/1-7/11 and 8/22-end of season)...Underwent surgery in November...**2018:** Split the season between Mississippi (AA) and Gwinnett (AAA), going 6-2 with a 1.94 ERA (14 ER/65.0 IP) and four saves across 45 games between the two stops... Ranked in the Top 10 among Atlanta pitching prospects in relievers ERA (3rd, 1.94, min. 30.0 IP), saves (T8th, 4) and strikeout-to-walk ratio (9th, 3.42)...Fanned 11.4 batters per 9.0 innings...**2017:** Appeared in 41 games between High-A Florida and Double-A Mississippi, combining to go 5-4 with a 2.53 ERA (16 ER/57.0 IP) and 72 strikeouts...His 2.53 ERA was eighth best among Atlanta reliever farmhands (min. 30.0 IP)...**2016:** In his first professional season, posted a 1.19 ERA (4 ER/30.1 IP) between rookie-level Danville and Single-A Rome... That was the best reliever ERA among pitchers in the Braves system (min. 30.0 IP)...Allowed just 3.9 hits per 9.0 innings, the fewest of any of Atlanta's minor leaguers...**Amateur:** Attended Davenport University in Grand Rapids, Mich. (2014-16)...In 2016, posted a 1.62 ERA, striking out 75 in 50.0 innings...Graduated from Grand Ledge (MI) High School, where he was a two-time All-State selection.

Year	Club	W-L	ERA	G	GS	CG	SHO	SV	IP	H	R	ER	HR	HB	BB	SO	WP	BK
2016	Danville	1-0	0.00	4	0	0	0	1	6.2	0	0	0	0	0	2	16	0	0
	Rome	4-0	1.52	15	0	0	0	4	23.2	13	4	4	1	1	13	37	2	0
2017	Florida	2-0	2.31	25	0	0	0	2	35.0	31	13	9	0	0	21	46	4	0
	Mississippi	3-4	2.86	16	0	0	0	1	22.0	21	8	7	2	0	13	26	1	0
2018	Mississippi	5-2	1.84	38	0	0	0	4	49.0	38	11	10	0	3	21	65	3	0
	Gwinnett	1-0	2.25	7	3	0	0	0	16.0	12	4	4	0	0	4	18	0	0
2019	GCL Braves	0-0	3.86	2	0	0	0	0	2.1	3	3	1	0	0	0	2	0	0
	Gwinnett	0-3	5.65	21	1	0	0	1	28.2	29	18	18	6	2	13	37	2	0
Minor Totals		16-9	2.60	128	4	0	0	13	183.1	147	61	53	9	6	87	247	12	0

CORONA, REIBYN RIGHT-HANDED PITCHER

Bats: R **Throws:** R **Height:** 5-11 **Weight:** 175
Born: 11/13/01 in Cotui, Dominican Republic **Resides:** Santiago, Dominican Republic
Obtained: Signed by the Braves as a non-drafted free agent on March 15, 2019

Year	Club	W-L	ERA	G	GS	CG	SHO	SV	IP	H	R	ER	HR	HB	BB	SO	WP	BK
2019	DSL Braves	3-3	5.19	14	9	0	0	0	43.1	42	27	25	4	4	18	29	6	0

CROUSE, MARRICK RIGHT-HANDED PITCHER

Bats: R **Throws:** R **Height:** 6-3 **Weight:** 200
Born: 5/2/97 in Dana Point, CA **Resides:** Dana Point, CA
School: Saddleback College (CA)
Obtained: Signed by the Braves as a non-drafted free agent on July 15, 2019
Signed By: Dan Cox

2019 Review: In his first professional season, allowed one earned run in 12.1 innings (0.73 ERA) over 10 relief appearances with Single-A Danville...Was one of three pitchers in the Appalachian League to make 10 or more appearances and allow one or fewer earned runs...Limited right-handed hitters to two hits in 22 at-bats (.091 BAA)...**Amateur:** Was selected in the 11th round of the 2015 First-Year Player Draft by the Toronto Blue Jays out of Dana Hills High School...Elected to go to college...Attended the University of Southern California before finishing his collegiate career at Saddleback College.

Year	Club	W-L	ERA	G	GS	CG	SHO	SV	IP	H	R	ER	HR	HB	BB	SO	WP	BK
2019	Danville	0-0	0.73	10	0	0	0	0	12.1	9	3	1	1	1	10	15	1	0

CUBILLAN, WILKER RIGHT-HANDED PITCHER

Bats: R **Throws:** R **Height:** 6-4 **Weight:** 210
Born: 1/14/01 in Caja Seca, Venezuela **Resides:** Caja Seca, Venezuela
Obtained: Signed by the Braves as a non-drafted free agent on September 26, 2019
Signed By: Winder Leon

Year	Club	W-L	ERA	G	GS	CG	SHO	SV	IP	H	R	ER	HR	HB	BB	SO	WP	BK
------	------	-----	-----	---	----	----	-----	----	----	---	---	----	----	----	----	----	----	----

2021 Will Be First Professional Season

DANIELS, ZACH RIGHT-HANDED PITCHER

Bats: L **Throws:** R **Height:** 5-11 **Weight:** 170
Born: 4/21/97 in Cedar Rapids, IA **Resides:** Fort Myers, FL
School: University of Iowa
Obtained: Selected by the Braves in the 19th round of the 2018 First-Year Player Draft

2019 Review: Spent the entire season with Single-A Danville...Tied for the team high in wins (4) despite making 13 of his 15 appearances in relief...Struck out 38 hitters in 34.2 innings, an average of 9.9 strikeouts per 9.0 innings...The year prior, averaged 7.1 strikeouts per 9.0 innings (20 SO in 25.1 IP)...Held right-handed batters to a .191 average (13-for-68)...**2018:** Combined to go 3-3 with a 2.13 ERA (6 ER/25.1 IP), 10 walks, 20 strikeouts and two saves in 17 appearances between Single-A Danville and Rome.

Year	Club	W-L	ERA	G	GS	CG	SHO	SV	IP	H	R	ER	HR	HB	BB	SO	WP	BK
2018	Danville	2-2	2.65	11	0	0	0	1	17.0	19	7	5	1	0	5	15	4	0
	Rome	1-1	1.08	6	0	0	0	1	8.1	5	6	1	1	0	5	5	1	0
2019	Danville	4-2	4.93	15	2	0	0	0	34.2	35	23	19	3	1	13	38	5	0
Minor Totals		7-5	3.75	32	2	0	0	2	60.0	59	36	25	5	1	23	58	10	0

DE CASTRO, DEIVY INFIELDER

Bats: S **Throws:** R **Height:** 5-9 **Weight:** 165
Born: 4/26/03 in San Pedro De Macoris, DR **Resides:** San Pedro De Macoris, DR
Obtained: Signed by the Braves as a non-drafted free agent on July 2, 2019

Year	Club	AVG	G	AB	R	H	2B	3B	HR	RBI	SH	SF	HP	BB	SO	SB-CS	OBP	SLG	E
2021 Will Be First Professional Season																			

DE HOYOS, VÍCTOR CATCHER

Bats: R **Throws:** R **Height:** 5-9 **Weight:** 170
Born: 2/23/98 in Loricca, Colombia **Resides:** Loricca, Colombia
Obtained: Signed by the Braves as a non-drafted free agent on July 2, 2016
Signed By: Jonathan Cruz

Year	Club	AVG	G	AB	R	H	2B	3B	HR	RBI	SH	SF	HP	BB	SO	SB-CS	OBP	SLG	E
2016	DSL Braves	.163	13	43	2	7	1	0	0	2	2	0	1	1	7	0-0	.200	.186	3
2017	DSL Braves	.273	4	11	2	3	0	0	0	0	0	0	1	2	0-0	.333	.273	0	0
2018	GCL Braves	.293	29	92	13	27	3	0	4	15	0	1	5	4	22	3-0	.353	.457	6
2019	Danville	.131	34	122	8	16	7	0	2	6	0	0	3	9	26	0-1	.209	.238	5
Minor Totals		.198	80	268	25	53	11	0	6	23	2	1	9	15	57	3-1	.263	.306	14

DE LOS SANTOS, JEREMY RIGHT-HANDED PITCHER

Bats: R **Throws:** R **Height:** 6-3 **Weight:** 190
Born: 6/10/03 in San Cristobal, Dominican Republic **Resides:** San Cristobal, Dominican Republic
Obtained: Signed by the Braves as a non-drafted free agent on February 2, 2021

Year	Club	W-L	ERA	G	GS	CG	SHO	SV	IP	H	R	ER	HR	HB	BB	SO	WP	BK	
2021 Will Be First Professional Season																			

DEVITO, RICKY RIGHT-HANDED PITCHER

Bats: S **Throws:** R **Height:** 6-3 **Weight:** 200
Born: 8/21/98 in Staten Island, NY **Resides:** Staten Island, NY
School: Seton Hall University (NJ)
Obtained: Selected by the Braves in the eighth round (247th overall) of the 2019 First-Year Player Draft
Signed By: Alan Sandberg

2019 Review: In his first professional season, combined to go 1-2 with a 3.44 ERA (14 ER/36.2 IP) with 16 walks and 35 strikeouts between rookie-level GCL and Danville and Single-A Rome...Was named by the organization as Danville's Pitcher of the Year...Also tabbed by the organization as Danville's Pitcher of the Month in July; made six appearances, three starts, and pitched to a 3.38 ERA (6 ER/16.0 IP) with seven walks, 20 strikeouts and a .211 batting average against...**Amateur:** At Seton Hall University, was named BIG EAST Pitcher of the Year in 2018...Finished his collegiate career seventh in program history in ERA (2.60).

Year	Club	W-L	ERA	G	GS	CG	SHO	SV	IP	H	R	ER	HR	HB	BB	SO	WP	BK
2019	Rome	1-2	3.78	4	4	0	0	0	16.2	21	12	7	2	4	7	11	1	0
	Danville	0-0	3.32	7	4	0	0	0	19.0	13	7	7	1	0	9	23	2	0
	GCL Braves	0-0	0.00	1	0	0	0	0	1.0	0	0	0	0	0	0	1	0	0
Minor Totals		1-2	3.44	12	8	0	0	0	36.2	34	19	14	3	4	16	35	3	0

DEAL, HAYDEN LEFT-HANDED PITCHER

Bats: R **Throws:** L **Height:** 6-3 **Weight:** 210
Born: 11/4/94 in Hickory, NC **Resides:** Maiden, NC
School: Presbyterian College (SC)
Obtained: Signed by the Braves as a non-drafted free agent on June 23, 2017

2019 Review: Named by the organization as High-A Florida's Pitcher of the Year...Ranked among Florida State League leaders in ERA (4th, 3.24), games started (6th, 22), innings pitched (7th, 119.1), batting average against (9th, .260) and WHIP (9th, 1.27)...Was a FSL Mid-Season All-Star...Was also named by the organization as Florida's Pitcher of the Month in April after going 2-1 with a 1.20 ERA (4 ER/30.0 IP), six walks, 27 strikeouts, 0.73 WHIP and a .154 batting average against in five appearances...**2018:** Made 27 appearances, five starts, with Single-A Rome and went 9-1 with a 2.17 ERA (19 ER/78.2 IP) and 82 strikeouts...Was named by the organization as Rome's Pitcher of the Year following the season...His nine wins tied for second most in the system, and his 2.17 ERA was second lowest among Braves farmhands with at least 75.0 innings...**2017:** Pitched in 14 games with the GCL Braves (13 G) and Single-A Rome (1 G).

Year	Club	W-L	ERA	G	GS	CG	SHO	SV	IP	H	R	ER	HR	HB	BB	SO	WP	BK
2017	GCL Braves	2-2	3.71	13	0	0	0	2	26.2	29	17	11	1	3	8	23	1	0
	Rome	1-0	0.00	1	0	0	0	0	4.0	1	0	0	0	0	1	4	0	0
2018	Rome	9-1	2.17	27	5	1	0	2	78.2	62	23	19	3	4	17	82	13	0
2019	Florida	5-10	3.24	23	22	1	1	0	119.1	119	51	43	6	5	32	99	6	0
Minor Totals		17-13	2.87	64	27	2	1	4	228.2	211	91	73	10	12	58	208	20	0

DELGADO, RILEY INFIELDER

Bats: R **Throws:** R **Height:** 5-9 **Weight:** 180
Born: 2/22/95 in Miami, FL **Resides:** Murfreesboro, TN
School: Middle Tennessee State University
Obtained: Selected by the Braves in the ninth round (260th overall) in the 2017 First-Year Player Draft
Signed By: Dustin Evans

2019 Review: Spent the entire year with High-A Florida and was named a Florida State League Mid- and Post-Season All-Star...Led the circuit in hits (144), while finishing seventh in batting average (.282)...Named Florida's Player of the Month for April by the organization...Slashed .326/.369/.400 (31-for-95) with nine RBI in 24 games that month...Finished the campaign tabbed by MLB.com as Atlanta's No. 24 prospect...Named by *Baseball America* as having the best "Strike-Zone Discipline" in the Braves organization...**2018:** Appeared in 122 games between Single-A Rome and High-A Florida, combining to bat .315 (153-for-486)...Led all Atlanta farmhands with 153 hits...Was named a South Atlantic League Mid-Season All-Star after hitting .318 in 59 games before the All-Star break...Honored by the organization as Rome's Player of the Month for April after batting .360 (27-for-75) in 19 games...**2017:** Split his first professional season between Rookie Advanced Danville and Single-A Rome, and combined to bat .217/.280/.241 between the two clubs...**Amateur:** Finished his career at Middle Tennessee State with a career batting average of .369, seventh best in program history.

Year	Club	AVG	G	AB	R	H	2B	3B	HR	RBI	SH	SF	HP	BB	SO	SB-CS	OBP	SLG	E
2017	Danville	.232	22	69	5	16	1	0	0	6	1	1	0	7	9	0-0	.299	.246	3
	Rome	.143	4	14	3	2	1	0	0	5	0	1	0	1	2	0-0	.188	.214	1
2018	Rome	.330	78	309	35	102	19	0	2	45	0	3	11	17	30	1-0	.382	.411	5
	Florida	.288	44	177	15	51	5	0	0	11	1	0	2	12	18	0-0	.340	.316	5
2019	Florida	.282	131	511	49	144	15	3	0	33	3	2	5	28	42	1-1	.324	.323	9
Minor Totals		.292	279	1080	107	315	41	3	2	100	5	7	18	65	101	2-1	.340	.341	23

 DIAZ, GIOMAR RIGHT-HANDED PITCHER

Bats: R **Throws:** R **Height:** 6-3 **Weight:** 190
Born: 11/23/02 in Bani, Dominican Republic **Resides:** Bani, Dominican Republic
Obtained: Signed by the Braves as a non-drafted free agent on November 11, 2019

Year	Club	W-L	ERA	G	GS	CG	SHO	SV	IP	H	R	ER	HR	HB	BB	SO	WP	BK	
2021 Will Be First Professional Season																			

 DIAZ, INDIGO RIGHT-HANDED PITCHER

Bats: R **Throws:** R **Height:** 6-5 **Weight:** 250
Born: 10/14/98 in North Vancouver, Canada **Resides:** Alpharetta, GA
Obtained: Signed by the Braves as a non-drafted free agent on July 11, 2019

Year	Club	W-L	ERA	G	GS	CG	SHO	SV	IP	H	R	ER	HR	HB	BB	SO	WP	BK
2019	GCL Braves	1-0	3.48	6	0	0	0	0	10.1	9	4	4	0	1	2	15	0	0

DILONE, ADEL RIGHT-HANDED PITCHER

Bats: R **Throws:** R **Height:** 6-3 **Weight:** 215
Born: 10/07/00 in Monte Cristi, Dominican Republic **Resides:** Monte Cristi, Dominican Republic
Obtained: Signed by the Braves as a non-drafted free agent on January 22, 2020
Signed By: Jonathan Cruz

Year	Club	W-L	ERA	G	GS	CG	SHO	SV	IP	H	R	ER	HR	HB	BB	SO	WP	BK
2021 Will Be First Professional Season																		

DILONE, JOSÉ INFILDER

Bats: L **Throws:** R **Height:** 6-0 **Weight:** 164
Born: 10/9/00 in La Vega, Dominican Republic **Resides:** La Vega, Dominican Republic
Obtained: Signed by the Braves as a non-drafted free agent on July 6, 2018
Signed By: Carlos Sequera

Year	Club	AVG	G	AB	R	H	2B	3B	HR	RBI	SH	SF	HP	BB	SO	SB-CS	OBP	SLG	E
2019	DSL Braves	.267	63	202	34	54	3	1	1	24	3	3	4	31	45	18-8	.371	.307	19

DUM, BENJAMIN RIGHT-HANDED PITCHER

Bats: L **Throws:** R **Height:** 6-0 **Weight:** 215
Born: 9/30/96 in Ellittsburg, PA **Resides:** Ellittsburg, PA
School: Virginia Commonwealth University
Obtained: Signed by the Braves as a minor-league free agent on February 26, 2021

2019 Review: After going undrafted out of college, began his professional career with the independent Frontier League's Southern Illinois Miners...Made 19 appearances with the Miners, all in relief, and pitched to a 2.75 ERA (6 ER/19.2 IP), striking out 24 and walking just two...Signed with the Minnesota Twins in August...In eight outings with Elizabethton, totaled 14.0 innings and struck out 20, while not issuing a walk...**Amateur:** In four seasons at VCU, 2015-19, went 10-12 with a 3.35 ERA (69 ERA/185.1 IP) in 70 appearances, eight starts...Had just 48 walks and struck out 140...Named to the Atlantic 10 All-Conference Second Team as a senior...Also graduated from West Perry High School in Ellittsburg, Pa...Is the school's all-time wins leader (34)...Threw three no-hitters and one perfect game in his high school career.

Year	Club	W-L	ERA	G	GS	CG	SHO	SV	IP	H	R	ER	HR	HB	BB	SO	WP	BK
2019	Elizabethton	4-2	3.21	8	0	0	0	0	14.0	14	7	5	1	1	0	20	1	0

ELDER, BRYCE RIGHT-HANDED PITCHER

Bats: R **Throws:** R **Height:** 6-2 **Weight:** 225
Born: 5/19/99 in Denton, TX **Resides:** Decatur, TX
School: University of Texas
Obtained: Selected by the Braves in the fifth round (156th overall) of the 2020 First-Year Player Draft
Signed By: Darin Vaughan

Amateur: In his three-year career at the University of Texas, Elder went 10-6 with a 3.42 ERA (55 ER/144.2 IP) in 39 appearances, 18 starts...All 21 of his relief appearances came during his freshman season...In his abbreviated junior campaign, 2020, earned Collegiate Baseball Second Team All-American honors after allowing just six earned runs in 26.0 innings (2.08 ERA) and striking out 32 in four starts...Entered the drafted ranked by *Baseball America* as the No. 83 draft prospect, and by MLB.com as the No. 109 prospect...Attended Decatur (TX) High School...Threw back-to-back no-hitters in the playoffs in his senior season, a year in which he went 7-2 with a 0.60 ERA...Also played golf and basketball in high school.

Year	Club	W-L	ERA	G	GS	CG	SHO	SV	IP	H	R	ER	HR	HB	BB	SO	WP	BK
2021 Will Be First Professional Season																		

ESTES, JOEY RIGHT-HANDED PITCHER

Bats: R **Throws:** R **Height:** 6-2 **Weight:** 195
Born: 10/8/01 in Lancaster, CA **Resides:** Palmdale, CA
School: Paraclete (CA) HS
Obtained: Selected by the Braves in the 16th round of the 2019 First-Year Player Draft

Year	Club	W-L	ERA	G	GS	CG	SHO	SV	IP	H	R	ER	HR	HB	BB	SO	WP	BK
2019	GCL Braves	0-1	8.10	5	5	0	0	0	10.0	10	10	9	0	0	7	8	0	0

ESTRADA, DEIVI *OUTFIELDER*

Bats: S **Throws:** R **Height:** 5-10 **Weight:** 155
Born: 1/17/01 in La Guaira, Venezuela **Resides:** La Guaira, Venezuela
Obtained: Signed by the Braves as a non-drafted free agent on July 7, 2017
Signed By: Oscar Alvarado

2019 Review: Named by the organization as the DSL Braves Player of the Year after leading the team in hits (62), runs scored (36), walks (42) and on-base percentage (.433) and OPS (.799)...Was also tabbed by the organization as the club's Player of the Month for June...Hit a team-best .291 (23-for-79) with eight RBI in 24 games that month.

Year	Club	AVG	G	AB	R	H	2B	3B	HR	RBI	SH	SF	HP	BB	SO	SB-CS	OBP	SLG	E
2018	DSL Braves	.191	45	115	16	22	6	1	0	6	0	0	3	17	29	6-5	.311	.261	3
2019	DSL Braves	.307	65	202	36	62	7	1	1	27	3	3	5	42	35	9-6	.433	.366	5
Minor Totals		.265	110	317	52	84	13	2	1	33	3	3	8	59	64	15-11	.390	.328	8

ESTRADA, RUSBER *CATCHER*

Bats: R **Throws:** R **Height:** 6-0 **Weight:** 215
Born: 6/5/95 in Guacara, Venezuela **Resides:** Plantation, FL
School: Faulkner University (AL)
Obtained: Selected by the Braves in the 24th round of the 2018 First-Year Player Draft
Signed By: Hugh Buchanan

Year	Club	AVG	G	AB	R	H	2B	3B	HR	RBI	SH	SF	HP	BB	SO	SB-CS	OBP	SLG	E
2018	Danville	.241	25	79	9	19	4	0	0	10	0	0	1	14	23	0-0	.362	.291	0
2019	Florida	.152	49	158	12	24	4	0	1	16	0	3	8	14	56	0-0	.251	.196	1
Minor Totals		.181	74	237	21	43	8	0	1	26	0	3	9	28	79	0-0	.289	.228	1

FERNÁNDEZ, JEREMY *INFILDER*

Bats: R **Throws:** R **Height:** 6-1 **Weight:** 150
Born: 7/11/97 in San Pedro de Macoris, DR **Resides:** San Pedro de Macoris, DR
Obtained: Signed by the Braves as a non-drafted free agent on May 18, 2015
Signed By: Matias Laureano

2019 Review: Played in 75 games between Single-A Rome and High-A Florida, hitting .247/.266/.334 with 17 extra-base hits, 22 RBI, seven stolen bases and 30 runs scored...**2018:** Was named by the organization as GCL Braves Player of the Year after hitting .281/.322/.492 over 47 games...Ranked among Braves farmhands in slugging percentage (5th, .492) and OPS (6th, .813)...**2017:** Played in 37 games between the GCL Braves and Rookie Advanced Danville, batting .258/.297/.367 (33-for-128) with eight extra-base hits, 17 RBI and 21 runs.

Year	Club	AVG	G	AB	R	H	2B	3B	HR	RBI	SH	SF	HP	BB	SO	SB-CS	OBP	SLG	E
2015	DSL Braves	.262	30	107	12	28	3	1	0	10	0	1	3	9	19	3-1	.333	.308	19
2016	GCL Braves	.244	36	123	15	30	3	1	0	8	3	0	4	4	20	7-0	.290	.285	14
2017	GCL Braves	.305	24	82	16	25	4	0	3	16	0	2	4	0	11	3-1	.330	.463	2
	Danville	.174	13	46	5	8	1	0	0	1	0	0	0	4	10	1-0	.240	.196	5
2018	GCL Braves	.281	47	185	28	52	9	3	8	29	0	2	1	11	24	5-2	.322	.492	1
2019	Rome	.252	73	290	30	73	9	7	1	22	0	0	3	5	65	7-3	.272	.341	7
	Florida	.000	2	6	0	0	0	0	0	0	0	0	0	2	0-0	.000	.000	0	
Minor Totals		.257	225	839	106	216	29	12	12	86	3	5	15	33	151	26-7	.296	.364	48

FLORENTINO, DARLING *INFILDER*

Bats: R **Throws:** R **Height:** 6-0 **Weight:** 190
Born: 5/25/01 in San Pedro De Macoris, DR **Resides:** San Pedro De Macoris, DR
Obtained: Signed by the Braves as a non-drafted free agent on July 2, 2017
Signed By: Roy Gomez

2019 Review: Combined to play in 68 games between rookie-level GCL Braves and Single-A Rome, batting .200/.248/.352 (46-for-230) with nine home runs, 34 RBI and 24 runs scored...Was on the injured list from 4/29-5/24 with right shoulder inflammation.

Year	Club	AVG	G	AB	R	H	2B	3B	HR	RBI	SH	SF	HP	BB	SO	SB-CS	OBP	SLG	E
2018	GCL Braves	.217	37	138	16	30	6	1	3	15	0	1	2	5	40	1-2	.253	.341	10
2019	Rome	.198	36	126	8	25	5	0	3	13	0	1	0	7	60	0-1	.239	.310	16
	GCL Braves	.202	32	104	16	21	3	0	6	21	0	3	2	7	47	0-0	.259	.404	9
Minor Totals		.207	105	368	40	76	14	1	12	49	0	5	4	19	147	1-3	.250	.348	35

FLOYD, FRANCISCO INFILDER

Bats: R **Throws:** R **Height:** 6-1 **Weight:** 167
Born: 5/25/02 in San Pedro De Macoris, DR **Resides:** Hato Mayor, DR
Obtained: Signed by the Braves as a non-drafted free agent on July 6, 2018
Signed By: Jonathan Cruz

Year	Club	AVG	G	AB	R	H	2B	3B	HR	RBI	SH	SF	HP	BB	SO	SB-CS	OBP	SLG	E
2019	DSL Braves	.223	58	220	31	49	4	2	0	18	2	0	2	26	69	14-9	.310	.259	15

FRANKLIN, JESSE OUTFILDER

Bats: L **Throws:** L **Height:** 6-2 **Weight:** 215
Born: 12/01/98 in Seattle, WA **Resides:** Seattle, WA
School: University of Michigan
Obtained: Selected by the Braves in the third round (97th overall) of the 2020 First-Year Player Draft
Signed By: Jeremy Gordon

2020 Review: In his first professional season, was added to Atlanta's 60-man player pool on July 29... Spent the rest of the season at the club's alternate training site...Ended the season ranked by MLB.com as the Braves' No. 29 prospect...**Amateur:** In two seasons at the University of Michigan, hit .287 (122-for-425) with 23 home runs and 102 RBI, posting a .520 slugging percentage in 115 games...He did not play this past season, 2020, because of a broken collarbone suffered in January...Was Michigan's primary centerfielder during the Wolverines' run to the College World Series Finals in 2019...Named to the CWS All-Tournament Team...The Seattle native was also drafted out of high school (Seattle Preparatory School) by the Mariners in 2017 (37th round)...That season he was Washington's Gatorade Player of the Year.

Year	Club	AVG	G	AB	R	H	2B	3B	HR	RBI	SH	SF	HP	BB	SO	SB-CS	OBP	SLG	E
------	------	-----	---	----	---	---	----	----	----	-----	----	----	----	----	----	-------	-----	-----	---

2021 Will Be First Professional Season

GIL, RUBEN LEFT-HANDED PITCHER

Bats: L **Throws:** L **Height:** 6-5 **Weight:** 190
Born: 3/25/02 in Moca, Dominican Republic **Resides:** Moca, Dominican Republic
Obtained: Signed by the Braves as a non-drafted free agent on February 2, 2021

Year	Club	W-L	ERA	G	GS	CG	SHO	SV	IP	H	R	ER	HR	HB	BB	SO	WP	BK
------	------	-----	-----	---	----	----	-----	----	----	---	---	----	----	----	----	----	----	----

2021 Will Be First Professional Season

GOINS, RYAN INFILDER

Bats: L **Throws:** R **Height:** 5-10 **Weight:** 180
Born: 2/13/88 in Temple, TX **Resides:** Leander, TX
School: Dallas Baptist University (TX)
Obtained: Signed by the Braves as a minor-league free agent on February 25, 2021

2020 Review: Appeared in 14 games with the White Sox after signing a minor-league deal on 7/23, the day before the start of the season...**2019:** Split the season between the White Sox major-league roster and Triple-A Charlotte...Named an International League Mid-Season All-Star...Was hitting .322, the third-best average in the IL at the time of his mid-July promotion to Chicago...**2018:** Split the season between the Royals and Phillies organizations...Played in 28 games with Kansas City to begin the season...Designated for assignment on 6/28...Signed with Philadelphia less than one week later...Spent the rest of the season at Triple-A Lehigh Valley...**2017:** Spent the entire season with the Toronto Blue Jays, and set major-league career highs in games played (143), hits (99), doubles (21), home runs (9) and RBI (62)...**2016:** Appeared in 76 games over four stints with Toronto...Also appeared in 28 games at Triple-A Buffalo...**2015:** Spent the vast majority of the season with the Blue Jays...Had a career-best five hits on 9/30, in the first game of a doubleheader...Became the first Blue Jays shortstop in franchise history to record a five-hit game...Made the Blue Jays' Division Series and League Championship Series rosters...**2014:** Played in a single-season career-most 164 games, 97 of which came at Triple-A...**2013:** After beginning the season in Triple-A, made his major-league debut on 8/23 at Houston...Went 2-for-4 with a double...Hit safely in his first eight games, tying the franchise record...**2012:** Named Toronto's Minor League Player of the Year...Played in 136 games with Double-A New Hampshire...Selected an Eastern League Mid-Season All-Star...Led the league with 158 hits...Following the season, played 13 games for Salt River in the Arizona Fall League...**2011:** Of his 102 games he played, all but one came with High-A Dunedin...Went on a one-game rehab assignment with the GCL Blue Jays...**2010:** Split the campaign between Single-A Lansing and Dunedin, batting .271/.335/.360 in 124 games...**2009:** Played in his first professional season after getting drafted by Toronto in the fourth round...**Amateur:** Attended Dallas Baptist University, where he played three seasons as an infielder and pitcher...Slugged .672 in his career, a school record.

MINOR LEAGUE PLAYERS

Year	Club	AVG	G	AB	R	H	2B	3B	HR	RBI	SH	SF	HP	BB	SO	SB-CS	OBP	SLG	E
2009	GCL Blue Jays	.111	3	9	1	1	0	0	0	0	0	0	0	0	2	0-0	.111	.111	0
	Auburn	.297	24	101	15	30	5	1	0	8	1	0	0	8	23	2-2	.349	.366	8
2010	Lansing	.198	19	81	6	16	4	0	0	9	0	1	0	7	23	1-2	.258	.247	2
	Lansing	.308	77	295	49	91	19	2	3	35	4	3	1	35	60	6-7	.380	.417	12
2011	Dunedin	.205	47	166	8	34	9	0	0	18	3	2	0	11	33	1-1	.251	.259	9
	GCL Blue Jays	.000	1	3	0	0	0	0	0	0	0	0	0	0	1	0-0	.000	.000	0
2012	Dunedin	.286	101	353	50	101	24	5	3	52	10	3	0	32	67	2-2	.343	.408	16
	N. Hampshire	.289	136	546	66	158	33	4	7	61	19	6	0	47	78	15-9	.342	.403	16
2013	Buffalo	.257	111	377	42	97	22	1	6	46	9	2	1	29	85	3-5	.311	.369	9
	Toronto	.252	34	119	11	30	5	0	2	8	0	0	0	2	28	0-0	.264	.345	1
2014	Buffalo	.284	97	363	36	103	21	2	0	30	7	2	2	28	64	4-4	.337	.353	5
	Toronto	.188	67	181	14	34	6	3	1	15	6	1	0	5	42	0-1	.209	.271	1
2015	Buffalo	.350	6	20	1	7	1	0	0	3	0	1	0	0	5	0-0	.333	.400	0
	Toronto	.250	128	376	52	94	16	4	5	45	7	5	1	39	83	2-1	.318	.354	8
2016	Buffalo	.265	28	98	9	26	6	0	2	10	3	1	0	8	23	0-1	.318	.388	3
	Toronto	.186	76	183	13	34	9	2	3	12	3	0	1	9	48	1-1	.228	.306	5
2017	Toronto	.237	143	418	37	99	21	1	9	62	5	5	0	31	96	3-2	.286	.356	7
2018	Lehigh Valley	.220	42	127	20	28	6	0	2	8	2	1	0	13	32	4-1	.291	.315	1
	Kansas City	.226	41	115	10	26	8	1	0	6	1	0	0	4	29	0-0	.252	.313	1
2019	Charlotte	.322	83	273	47	88	23	2	10	48	1	2	1	39	77	3-3	.406	.531	8
	Chicago-AL	.250	52	144	13	36	6	1	2	10	1	0	1	17	44	0-1	.333	.347	5
2020	Chicago-AL	.000	14	9	4	0	0	0	0	0	0	0	0	1	1	0-0	.100	.000	0
Minor Totals		.277	775	2812	350	780	173	17	33	328	59	24	5	257	573	41-37	.336	.386	89
Major Totals		.228	555	1545	154	353	71	12	22	158	23	11	3	108	371	6-6	.278	.333	28

GORDON, TANNER RIGHT-HANDED PITCHER

Bats: L **Throws:** R **Height:** 6-5 **Weight:** 220
Born: 10/26/97 in Champaign, IL **Resides:** Champaign, IL
School: Indiana University

Obtained: Selected by the Braves in the sixth round (187th overall) of the 2019 First-Year Player Draft

2019 Review: Posted the best ERA on Rookie Advanced Danville, 2.22 (min. 12 appearances)...Struck out 36 in 24.1 innings, an average of 13.3 per 9.0 innings...Made five appearances in August and went 2-0 with a 0.87 ERA (1 ER/10.1 IP) with four walks and 17 strikeouts.

Year	Club	W-L	ERA	G	GS	CG	SHO	SV	IP	H	R	ER	HR	HB	BB	SO	WP	BK
2019	Danville	2-1	2.22	13	0	0	0	0	24.1	13	6	6	2	0	12	36	2	0

GORE, TERRANCE OUTFIELDER

Bats: R **Throws:** R **Height:** 5-7 **Weight:** 160
Born: 6/8/91 in Macon, GA **Resides:** Panama City, FL
School: Gulf Coast CC (FL)

Obtained: Signed by the Braves as a minor-league free agent on February 18, 2021

2020 Review: Spent the season in the Dodgers organization, the majority of which came at the club's alternate training site...Made L.A.'s Opening Day roster...Appeared in two games...Did not take a plate appearance...**2019:** Split the season between the Royals and Yankees organizations...Made K.C.'s Opening Day roster for the third time in his career...Played in a major-league career-most 37 games before getting traded to New York for cash considerations...Finished the season with the Yankees' Triple-A affiliate...**2018:** After beginning the season with Kansas City's Triple-A affiliate Omaha, traded to the Chicago Cubs on 8/14...Following the trade, played in Triple-A Iowa and Chicago...Recorded his first major-league hit, a single off Max Scherzer on 9/8 at Washington...Made the Cubs N.L. Wild Card Game roster...Entered as a pinch runner in the eighth inning, stole second base and scored the tying run...**2017:** Appeared in 96 games between Kansas City, Omaha and Double-A Northwest Arkansas...With Omaha, hit his first professional home run on 6/10 vs. New Orleans, in his 1,947th career plate appearance...**2016:** Split the campaign between Kansas City and Double-A...Led the Texas League with 44 steals, 13 more than the next closest player, despite playing in just 88 games...**2015:** Named a Double-A Texas League Mid-Season All-Star...Ranked second in the league with 39 steals...Was a September call-up...Remained in Kansas City the rest of the season...Appeared in two postseason games...**2014:** After spending the majority of the season in the minors, made his major-league debut on 9/2 vs. Texas...Played in six postseason games...**2013:** In 128 games with Lexington, led the South Atlantic League with a career-most 68 steals...**2012:** Named the "Fastest Baserunner" in the Royals organization by *Baseball America*, his first of three consecutive seasons receiving the honor...**2011:** Made his professional debut after being drafted by K.C. in the 20th round...**Amateur:** Played one season at Gulf Coast CC in Panama City, Fla., where he hit .331 and stole 51 bases...Graduated from Jones County High School in Gray, Ga., approximately 100 miles southeast of Truist Park.

MINOR LEAGUE PLAYERS

Year	Club	AVG	G	AB	R	H	2B	3B	HR	RBI	SH	SF	HP	BB	SO	SB-CS	OBP	SLG	E
2011	AZL Royals	.340	35	94	22	32	2	2	0	16	1	1	4	15	21	17-0	.447	.404	2
2012	Burlington	.256	61	227	50	58	4	2	0	13	4	0	9	36	52	36-2	.379	.291	6
2013	Lexington	.215	128	455	76	98	6	3	0	24	5	0	19	62	120	68-8	.334	.242	5
2014	Wilmington	.218	89	252	34	55	8	1	0	15	9	2	4	20	66	36-4	.284	.258	2
	Omaha	.250	17	20	8	5	0	0	0	3	0	1	2	4	11-3	.348	.250	1	
	Kansas City	.000	11	1	5	0	0	0	0	0	0	0	1	0	0	5-0	.500	.000	0
2015	NW Arkansas	.284	85	222	42	63	4	1	0	16	8	0	3	26	50	39-2	.367	.311	5
	Kansas City	.000	9	3	1	0	0	0	0	0	0	0	1	0	1	3-0	.250	.000	0
2016	NW Arkansas	.233	88	253	31	59	2	1	0	11	19	0	4	26	58	44-5	.314	.249	2
	Kansas City	.000	17	3	6	0	0	0	0	0	0	0	0	0	1	11-2	.000	.000	0
2017	NW Arkansas	.254	19	59	9	15	1	0	0	1	1	0	0	2	13	8-0	.279	.271	0
	Omaha	.247	65	166	29	41	3	3	1	10	5	2	3	16	38	13-3	.321	.319	4
	Kansas City	.000	12	4	2	0	0	0	0	0	0	0	0	1	2	2-2	.200	.000	0
2018	Omaha	.211	67	142	26	30	2	2	0	5	7	0	2	17	36	16-4	.304	.254	3
	Iowa	.118	11	34	6	4	0	0	0	0	0	0	1	2	13	5-1	.189	.118	0
	Chicago-NL	.200	14	5	5	1	0	0	0	0	0	0	0	1	6-0	.200	.200	0	
2019	Scranton/WB	.164	21	55	8	9	3	1	0	1	1	0	1	12	17	3-0	.324	.255	0
	Kansas City	.275	37	51	13	14	2	1	0	1	0	0	1	6	18	13-5	.362	.353	1
2020	Los Angeles-NL	.000	2	0	0	0	0	0	0	0	0	0	0	0	0	0-0	.000	.000	0
Minor Totals		.237	686	1979	341	469	35	16	1	112	63	5	51	236	1 488-296	.333	.272	1	
Major Totals		.224	102	67	32	15	2	1	0	1	0	0	3	7	23	40-9	.325	.284	30

GRACIANO, WILFRANK INFIELDER

Bats: R **Throws:** R **Height:** 5-11 **Weight:** 160
Born: 2/18/03 in Santo Domingo Centro, DR **Resides:** Santo Domingo Centro, DR
Obtained: Signed by the Braves as a non-drafted free agent on July 2, 2019
Signed By: Carlos Sequera

Year	Club	AVG	G	AB	R	H	2B	3B	HR	RBI	SH	SF	HP	BB	SO	SB-CS	OBP	SLG	E
------	------	-----	---	----	---	---	----	----	----	-----	----	----	----	----	----	-------	-----	-----	---

2021 Will Be First Professional Season

GRAHAM, JOSH RIGHT-HANDED PITCHER

Bats: R **Throws:** R **Height:** 6-1 **Weight:** 205
Born: 10/14/93 in Roseburg, OR **Resides:** Roseburg, OR
School: University of Oregon
Obtained: Selected by the Braves in the fourth round (120th overall) of the 2015 First-Year Player Draft
Signed By: Brett Evert

2019 Review: Spent the year with Double-A Mississippi and made a team-high 38 appearances (1 start)... Also led the club in games finished (25) while tying for the team high total in saves (8)...**2018:** Played his second consecutive season between Double-A Mississippi and High-A Florida, combining to go 6-8 with a 5.71 ERA (40 ER/63.0 IP)...Fanned 10.6 batters per 9.0 innings (74 strikeouts/63.0 IP), his highest rate in a full-season league...**2017:** Split the season between High-A Florida and Double-A Mississippi, combining to go 3-4 with a 3.98 ERA (27 ER/61.0 IP) and three saves in 41 appearances...Allowed eight runs (six earned) over his first four appearances (6.1 IP, 8.53 ERA) before pitching to a 3.46 ERA over his final 37 outings... Played for Peoria in the Arizona Fall League...Had a 6.97 ERA (8 ER/10.1 IP) over nine games...**2016:** Played his first full pro season with Single-A Rome, where he went 1-2 with a 3.40 ERA (16 ER/42.1 IP) and six saves over 35 appearances...Finished the season in the Top 10 among Atlanta farmhands in saves (T8th, 6) and strikeout-walk ratio (10th, 4.17)...Tossed 2.0 scoreless innings over two outings in the postseason to help Rome claim the South Atlantic League Championship...**2015:** Made his professional debut with six appearances (5 starts) for Rookie Advanced Danville, pitching to a 1-1 record with a 2.60 ERA (5 ER/17.1 IP) and fanning 21...**Amateur:** Played three seasons for the University of Oregon...In his first two seasons, he was a position player, serving as the Ducks' catcher and designated hitter...In his final collegiate season, Graham was a two-way player, making 19 appearances (six starts) on the mound and getting 59 at-bats (35 games)...**Other:** His uncle is former major leaguer, Jamie Burke.

Year	Club	W-L	ERA	G	GS	CG	SHO	SV	IP	H	R	ER	HR	HB	BB	SO	WP	BK
2015	Danville	1-1	2.60	6	5	0	0	0	17.1	17	6	5	0	1	3	21	1	0
2016	Rome	1-2	3.40	35	0	0	0	6	42.1	35	20	16	4	4	12	50	11	0
2017	Florida	3-3	4.69	31	0	0	0	1	48.0	41	27	25	0	4	18	56	6	0
	Mississippi	0-1	1.38	10	0	0	0	2	13.0	10	2	2	0	0	9	10	2	0
2018	Mississippi	5-3	6.81	32	0	0	0	2	39.2	42	34	30	4	2	31	41	3	1
	Florida	1-5	3.86	15	0	0	0	1	23.1	19	15	10	2	2	10	33	5	0
2019	Mississippi	4-4	3.55	38	1	0	0	8	50.2	41	25	20	6	3	18	45	5	0
Minor Totals		15-19	4.15	167	6	0	0	20	234.1	205	129	108	16	16	101	256	33	1

GRISSOM, VAUGHN INFILDER

Bats: R **Throws:** R **Height:** 6-3 **Weight:** 180
Born: 1/5/01 in Orlando, FL **Resides:** Chuluota, FL
School: Hagerty (FL) HS
Obtained: Selected by the Braves in the 11th round of the 2019 First-Year Player Draft

2020 Review: Added to Atlanta's 60-man player pool on July 19...Spent the rest of the season at the club's alternate training site...Ended the season ranked by MLB.com as the Braves' No. 22 prospect...**2019:** Led the GCL Braves in games played (44), runs scored (22), hits (46), total bases (64), doubles (7) and RBI (23)... Was named by the organization as the club's Player of the Month for August after hitting .333/.410/.364 (22-for-66) with 11 RBI and more walks (9) than strikeouts (8).

Year	Club	AVG	G	AB	R	H	2B	3B	HR	RBI	SH	SF	HP	BB	SO	SB-CS	OBP	SLG	E
2019	GCL Braves	.288	44	160	22	46	7	1	3	23	1	3	4	16	27	3-0	.361	.400	10

HARTMAN, MATT RIGHT-HANDED PITCHER

Bats: R **Throws:** R **Height:** 6-3 **Weight:** 220
Born: 2/28/96 in Irvine, CA **Resides:** Phoenix, AZ
School: Westmont College (CA)
Obtained: Signed by the Braves as a non-drafted free agent on July 31, 2018

2019 Review: Made 19 appearances, 12 starts, between Single-A Rome and High-A Florida, combining to go 5-6 with a 3.74 ERA (37 ER/89.0 IP), 38 walks and 60 strikeouts...With the Fire Frogs, tossed consecutive complete games (8/11 and 8/17), the latter of which was a 7.0-inning shutout...Went 3-1 with a 1.82 ERA (7 ER/34.2 IP) in five August starts and was named Florida's Pitcher of the Month by the organization...

Amateur: In his only year at Westmont College, pitched to a 1.63 ERA (7 ER/38.2 IP) in seven appearances, six starts, before undergoing season-ending Tommy John surgery.

Year	Club	W-L	ERA	G	GS	CG	SHO	SV	IP	H	R	ER	HR	HB	BB	SO	WP	BK
2018	Danville	0-1	2.87	5	5	0	0	0	15.2	12	7	5	2	0	10	8	3	0
2019	Rome	1-0	2.63	4	1	0	0	1	13.2	8	4	4	0	0	9	15	2	0
	Florida	4-6	3.94	15	11	2	1	0	75.1	65	39	33	2	6	29	45	6	1
	Minor Totals	5-7	3.61	24	17	2	1	1	104.2	85	50	42	4	6	48	68	11	1

HERNANDEZ, MIGUEL RIGHT-HANDED PITCHER

Bats: R **Throws:** R **Height:** 5-11 **Weight:** 170
Born: 10/1/02 in Petare, Venezuela **Resides:** Petare, Venezuela
Obtained: Signed by the Braves as a non-drafted free agent on March 1, 2021

Year	Club	W-L	ERA	G	GS	CG	SHO	SV	IP	H	R	ER	HR	HB	BB	SO	WP	BK

2021 Will Be First Professional Season

HIGGINBOTHAM, JAKE LEFT-HANDED PITCHER

Bats: L **Throws:** L **Height:** 5-10 **Weight:** 170
Born: 1/11/96 in Lawrenceville, GA **Resides:** Hoschton, GA
School: Clemson University (SC)
Obtained: Selected by the Braves in the 11th round of the 2018 First-Year Player Draft

2019 Review: Made 33 relief appearances for Single-A Rome...From the start of June through the end of the season, had a 1.93 ERA (8 ER/37.1 IP) with 12 walks and 40 strikeouts in 19 appearances...**2018:** Went 2-1 with a 2.65 ERA (10 ER/34.0 IP) at Rookie Advanced Danville, the sixth-lowest ERA among Atlanta's relief farmhands (min. 30 IP)...Was named the Appalachian League Pitcher of the Week for the period of 7/9-15.

Year	Club	W-L	ERA	G	GS	CG	SHO	SV	IP	H	R	ER	HR	HB	BB	SO	WP	BK
2018	Danville	2-1	2.65	13	0	0	0	1	34.0	27	12	10	4	1	12	36	2	0
2019	Rome	4-4	3.07	33	0	0	0	4	58.2	52	27	20	5	3	26	63	4	1
	Minor Totals	6-5	2.91	46	0	0	0	5	92.2	79	39	30	9	4	38	99	6	1

HODGSON, ALGER RIGHT-HANDED PITCHER

Bats: R **Throws:** R **Height:** 6-2 **Weight:** 190
Born: 4/10/99 in Bluefields, Nicaragua **Resides:** Laguna de Perlas, Nicaragua
Obtained: Signed by the Braves as a non-drafted free agent on January 12, 2016

2017 Review: Made 12 appearances, eight starts, between the DSL and GCL Braves, going 2-2 with a 5.40 ERA (24 ER/40.0 IP), 22 walks and 25 strikeouts.

MINOR LEAGUE PLAYERS

Year	Club	W-L	ERA	G	GS	CG	SHO	SV	IP	H	R	ER	HR	HB	BB	SO	WP	BK
2016							Suspended - Did Not Pitch											
2017	DSL Braves	0-0	1.13	3	2	0	0	0	8.0	4	5	1	0	1	3	3	1	0
	GCL Braves	2-2	6.47	9	6	0	0	0	32.0	35	27	23	3	2	19	22	3	0
2018							Injured - Did Not Pitch											
2019	Danville	1-5	5.02	14	4	0	0	0	37.2	41	29	21	6	3	28	36	4	4
Minor Totals		3-7	5.21	26	12	0	0	0	77.2	80	61	45	9	6	50	61	8	4

HORNE, BRYSON INFIELDER

Bats: L **Throws:** R **Height:** 6-3 **Weight:** 220
Born: 3/06/99 in Blountstown, FL **Resides:** Blountstown, FL
School: Columbus State University (GA)
Obtained: Signed by the Braves as a non-drafted free agent on June 14, 2020
Signed By: Chris Lionetti

Amateur: Began his collegiate career with Georgia Highlands College in Rome, Ga, where he played two seasons...Hit .446 his freshman season...Named to the All-Conference team after his sophomore season, batting .376 with six home runs and 38 RBI...Transferred to Columbus State...Played one season for the Cougars before signing with Atlanta...In 21 games for CSU, hit .426 with six doubles, six homers and 28 RBI...Helped Columbus State go 18-3 before the remainder of the season was cancelled...Graduated from Blountstown (FL) High School, approximately an hour west of Tallahassee...**Other:** Grew up a Braves fan... Idolized Chipper Jones.

Year	Club	AVG	G	AB	R	H	2B	3B	HR	RBI	SH	SF	HP	BB	SO	SB-CS	OBP	SLG	E
2021 Will Be First Professional Season																			

HUNTLEY, COLEMAN RIGHT-HANDED PITCHER

Bats: R **Throws:** R **Height:** 6-4 **Weight:** 225
Born: 3/10/93 in Grass Valley, CA **Resides:** Austin, TX
School: Point Loma Nazarene University (CA)
Obtained: Signed by the Braves as a non-drafted free agent on August 13, 2020

Amateur: Played collegiately for one season at Central Arizona JC and Saddleback JC before transferring to Point Loma Nazarene University in San Diego, where he spent two seasons, 2015-16...Went 3-4 with a 2.77 ERA (15 ER/48.2 IP) in 42 appearances for the Sea Lions...Had 19 saves, including 13 in 2015, the most among NCAA Division II hurlers...Attended Bear Ridge High School, where he graduated in 2011.

Year	Club	W-L	ERA	G	GS	CG	SHO	SV	IP	H	R	ER	HR	HB	BB	SO	WP	BK	
2021 Will Be First Professional Season																			

JAVIER, ODALVI RIGHT-HANDED PITCHER

Bats: R **Throws:** R **Height:** 6-0 **Weight:** 190
Born: 9/4/96 in Puerto Plata, Dominican Republic **Resides:** Puerto Plata, Dominican Republic
Obtained: Signed by the Braves as a non-drafted free agent on December 2, 2014

2019 Review: Made 22 starts for Single-A Rome and four for High-A Florida, pitching to a 3.70 ERA (60 ER/146.0 IP) with 59 walks and 117 strikeouts...Ranked among South Atlantic League leaders in ERA (8th, 3.78) and batting average against (8th, .242)...**2018:** Spent the full season with Single-A Rome and went 3-10 with a 4.14 ERA (58 ER/126.0 IP)...Ranked among Atlanta farmhands in strikeouts (T4th, 133) and innings pitched (6th, 126.0 IP)...**2017:** Named Rookie Advanced Danville's Pitcher of the Year after going 4-2 with a 3.14 ERA (22 ER/63.0 IP) and 50 strikeouts over 13 starts.

Year	Club	W-L	ERA	G	GS	CG	SHO	SV	IP	H	R	ER	HR	HB	BB	SO	WP	BK
2015	GCL Braves	1-1	2.37	10	1	0	0	0	19.0	22	5	5	2	2	9	18	1	0
2016	GCL Braves	5-1	2.62	12	6	0	0	0	44.2	36	16	13	1	7	12	34	3	0
2017	Danville	4-2	3.14	13	13	0	0	0	63.0	61	22	22	3	11	22	50	5	0
2018	Rome	3-10	4.14	26	25	0	0	0	126.0	120	75	58	14	17	58	133	14	1
2019	Rome	3-8	3.78	22	22	0	0	0	121.1	112	56	51	13	12	45	101	9	0
	Florida	1-2	3.28	4	4	0	0	0	24.2	19	10	9	2	3	14	16	1	0
Minor Totals		17-24	3.57	87	71	0	0	0	398.2	370	184	158	35	52	160	352	33	1

JENISTA, GREYSON OUTFIELDER

Bats: L **Throws:** R **Height:** 6-4 **Weight:** 210
Born: 12/7/96 in Lawrence, KS **Resides:** Cypress, TX
School: Wichita State University (KS)
Obtained: Selected by the Braves in the second round (49th overall) of the 2018 First-Year Player Draft

FRONT OFFICE
MANAGER & STAFF
PLAYER BIOS
SEASON IN REVIEW
PLAYER DEVELOPMENT
BRAVES HISTORY
OPPONENTS
MISCELLANEOUS

2020 Review: Received a non-roster invitation to Atlanta's Spring Training...Played in nine games and went 3-for-12 (.250) with two home runs, two RBI, two walks and four runs scored...He was one of four Braves' to hit multiple home runs during the spring slate...Ended the season ranked by MLB.com as Atlanta's No. 20 prospect...**2019:** In his first full professional season, split the campaign between High-A Florida and Double-A Mississippi, batting .233/.318/.349 (99-for-424) with nine home runs, 55 RBI and 42 runs scored in 130 games...Also walked 54 times, the sixth most among Atlanta farmhands...Named by the organization as Mississippi's Player of the Month for July...In 26 games that month, batted .333/.402/.481 (27-for-81), leading the club in each of those three categories...Also hit three home runs and drove in 12... Following the season, played in the Arizona Fall League with the Scottsdale Scorpions...Hit .214 (9-for-42) with two doubles and three RBI in 12 games...Finished the season tabbed by MLB.com as the Braves' No. 11 prospect...**2018:** Split his debut season between Rookie-Advanced Danville, Single-A Rome and High-A Florida, and combined to bat .265 (59-for-223) in 61 total games...**Amateur:** Attended Wichita State University...In his three-year career with Shockers, earned Second Team All-Conference honors twice, and was the 2016 Missouri Valley Conference Co-Freshman of the Year and a Freshman All-American...Hit .318 (192-for-604) in 171 career games...Was college teammates with Philadelphia Phillies INF Alec Bohm... After his sophomore season, played for the Cape Cod League's Cotuit Kettleers...Named the league's MVP after batting .310 with four doubles, three home runs and 16 RBI...Entered the 2018 draft as *Baseball America's* No. 29 prospect.

Year	Club	AVG	G	AB	R	H	2B	3B	HR	RBI	SH	SF	HP	BB	SO	SB-CS	OBP	SLG	E
2018	Danville	.250	10	40	10	10	1	0	3	7	1	0	0	6	9	0-1	.348	.500	0
	Rome	.333	32	117	20	39	5	3	1	23	0	3	0	10	17	4-1	.377	.453	3
	Florida	.152	19	66	3	10	3	1	0	4	0	1	0	7	15	0-0	.230	.227	0
2019	Florida	.223	56	202	24	45	14	1	4	29	0	2	0	27	70	1-4	.312	.361	1
	Mississippi	.243	74	222	18	54	4	1	5	26	0	5	2	27	75	2-4	.324	.338	1
Minor Totals		.244	191	647	75	158	27	6	13	89	1	11	2	77	186	7-10	.322	.365	5

JOHNSON, JARED RIGHT-HANDED PITCHER

Bats: R **Throws:** R **Height:** 6-3 **Weight:** 200
Born: 3/17/01 in Smithville, MS **Resides:** Fulton, MS
School: Smithville (MS) HS
Obtained: Selected by the Braves in the 14th round of the 2019 First-Year Player Draft
Signed By: Raymond Laval

Amateur: In his senior year at Smithville High School in Mississippi, posted a 9-0 record with a 0.68 ERA and 100 strikeouts in 61.1 innings.

Year	Club	W-L	ERA	G	GS	CG	SHO	SV	IP	H	R	ER	HR	HB	BB	SO	WP	BK
2019	GCL Braves	0-0	3.52	6	6	0	0	0	15.1	15	7	6	0	0	4	12	2	0

JOSE, LUIS OUTFIELDER

Bats: L **Throws:** L **Height:** 5-11 **Weight:** 180
Born: 12/03/02 in San Pedro De Macoris, DR **Resides:** San Pedro De Macoris, DR
Obtained: Signed by the Braves as a non-drafted free agent on July 2, 2019
Signed By: Carlos Sequera

Year	Club	AVG	G	AB	R	H	2B	3B	HR	RBI	SH	SF	HP	BB	SO	SB-CS	OBP	SLG	E
2021 Will Be First Professional Season																			

JOSEPH, ELISON RIGHT-HANDED PITCHER

Bats: R **Throws:** R **Height:** 6-0 **Weight:** 200
Born: 1/24/01 in San Pedro De Macoris, DR **Resides:** San Pedro De Macoris, DR
Obtained: Signed by the Braves as a non-drafted free agent on November 22, 2019
Signed By: Raymond Nunez

Year	Club	W-L	ERA	G	GS	CG	SHO	SV	IP	H	R	ER	HR	HB	BB	SO	WP	BK	
2021 Will Be First Professional Season																			

JOSEPHINA, KEVIN INFIELDER

Bats: S **Throws:** R **Height:** 6-0 **Weight:** 170
Born: 10/2/96 in Willemstad, Curacao **Resides:** Willemstad, Curacao
Obtained: Signed by the Braves as a non-drafted free agent on July 2, 2013

2019 Review: Played in 112 games for High-A Florida...Was named a Mid-Season Florida State League All-Star after hitting .273 (47-for-172) with nine extra-base hits (8 2B, 1 3B) and 17 RBI in 49 games prior to the break...Tabbed by the organization as Florida's Player of the Month for May; slashed .338/.370/.403 (26-for-77) in 22 games...**2018:** Appeared in 45 games between High-A Florida and Rome, and batted .217 (34-for-157) with 18 RBI...**2017:** Played the full season with Single-A Rome and set career bests in runs (42), hits (106), doubles (13), triples (6), RBI (21) and stolen bases (22)...Six triples tied for sixth most among Atlanta farmhands, while 21 stolen bases tied for sixth.

Year	Club	AVG	G	AB	R	H	2B	3B	HR	RBI	SH	SF	HP	BB	SO	SB-CS	OBP	SLG	E
2014	DSL Braves	.171	9	35	5	6	1	0	0	4	0	1	2	4	10	1-0	.286	.200	0
2015	GCL Braves	.272	22	81	11	22	1	1	0	3	1	0	0	3	18	2-2	.298	.309	4
2016	Danville	.300	13	50	6	15	3	0	1	8	0	1	1	2	7	0-0	.333	.420	3
	Rome	.267	37	131	14	35	7	1	2	12	1	4	0	0	26	6-2	.259	.382	7
2017	Rome	.247	118	429	42	106	13	6	1	34	6	6	2	22	92	21-11	.283	.312	22
2018	Florida	.227	36	128	11	29	3	0	0	17	0	3	1	8	33	4-3	.271	.250	5
	Rome	.172	9	29	2	5	2	0	0	1	1	0	1	5	10	0-0	.314	.241	2
2019	Florida	.258	112	372	48	96	20	4	2	34	1	4	1	29	86	4-7	.310	.349	13
Minor Totals		.250	356	1255	139	314	50	12	6	113	10	19	8	73	282	38-25	.292	.324	56

KALICH, KASEY RIGHT-HANDED PITCHER

Bats: R **Throws:** R **Height:** 6-3 **Weight:** 225

Born: 4/25/98 in Victoria, TX **Resides:** Victoria, TX

School: Texas A&M University

Obtained: Selected by the Braves in the fourth round (127th overall) of the 2019 First-Year Player Draft

Signed By: Darin Vaughan

2019 Review: Made 14 relief appearances between Single-A Rome (13) and rookie-level GCL (1), going 1-1 with a 1.25 ERA (3 ER/21.2 IP), 11 walks and 24 strikeouts...Had a 0.97 WHIP and held opponents to a .143 average...Ended the campaign ranked as Atlanta's No. 29 prospect by MLB.com...**Amateur:** In 2019 at Texas A&M University, had a 3.18 ERA with 12 saves, the fourth most in a single season in Aggies history...He was a semifinalist that year for the NCBWA Stopper of the Year Award, which recognizes the nation's top reliever.

Year	Club	W-L	ERA	G	GS	CG	SHO	SV	IP	H	R	ER	HR	HB	BB	SO	WP	BK
2019	Rome	1-1	1.31	13	0	0	0	1	20.2	9	4	3	0	0	10	22	3	0
	GCL Braves	0-0	0.00	1	0	0	0	0	1.0	1	0	0	0	0	1	2	0	0
Minor Totals		1-1	1.25	14	0	0	0	1	21.2	10	4	3	0	0	11	24	3	0

LANGHORNE, BRETT INFIELDER

Bats: L **Throws:** R **Height:** 6-3 **Weight:** 210

Born: 6/14/96 in Richmond, VA **Resides:** Mechanicsville, VA

School: Carson-Newman College (TN)

Obtained: Selected by the Braves in the 10th round (292nd overall) of the 2018 First-Year Player Draft

2019 Review: Spent the entire year with High-A Florida and led the club in walks (44)...**2018:** Reached base at a .375 clip, the fifth-highest percentage among qualified Atlanta farmhands...**Amateur:** Is the highest drafted position player in Carson-Newman College history...In his senior season, won a Gold Glove (3B).

Year	Club	AVG	G	AB	R	H	2B	3B	HR	RBI	SH	SF	HP	BB	SO	SB-CS	OBP	SLG	E
2018	Danville	.281	52	185	23	52	7	2	0	24	0	2	1	28	67	8-2	.375	.341	13
2019	Florida	.203	117	359	38	73	15	2	3	34	2	7	2	44	146	12-5	.289	.281	14
Minor Totals		.230	169	544	61	125	22	4	3	58	2	9	3	72	213	20-7	.318	.301	27

LAWSON, TANNER LEFT-HANDED PITCHER

Bats: L **Throws:** L **Height:** 6-1 **Weight:** 193

Born: 10/25/96 in Laplace, LA **Resides:** Spring, TX

School: St. Edwards University (TX)

Obtained: Selected by the Braves in the 21st round of the 2018 First-Year Player Draft

2019 Review: Made 30 relief appearances for Single-A Rome...In June and July, allowed a total of two earned runs in 28.2 IP (0.63 ERA) with seven walks and 30 strikeouts in 13 appearances...Was named by the organization as Rome's Pitcher of the Month for July (1 ER/14.0 IP, 1 BB, 13 K)...**Amateur:** Was a three-time All-American at St. Edward's University in Austin, TX.

Year	Club	W-L	ERA	G	GS	CG	SHO	SV	IP	H	R	ER	HR	HB	BB	SO	WP	BK
2018	Danville	0-2	3.68	13	11	0	0	0	29.1	28	14	12	1	1	5	31	2	1
2019	Rome	4-6	2.14	30	0	0	0	2	67.1	52	24	16	3	1	23	65	4	1
Minor Totals		4-8	2.61	43	11	0	0	2	96.2	80	38	28	4	2	28	96	6	2

LENDOR, YORLIS *OUTFIELDER*

Bats: S **Throws:** R **Height:** 6-6 **Weight:** 215
Born: 11/29/03 in Boca Chica, Dominican Republic **Resides:** Santo Domingo, Dominican Republic
Obtained: Signed by the Braves as a non-drafted free agent on February 2, 2021

Year	Club	AVG	G	AB	R	H	2B	3B	HR	RBI	SH	SF	HP	BB	SO	SB-CS	OBP	SLG	E
2021 Will Be First Professional Season																			

LIENDO, GABRIEL *INFIELDER*

Bats: L **Throws:** R **Height:** 5-10 **Weight:** 150
Born: 1/9/03 in Maracay, Venezuela **Resides:** Maracay, Venezuela
Obtained: Signed by the Braves as a non-drafted free agent on January 15, 2021

Year	Club	AVG	G	AB	R	H	2B	3B	HR	RBI	SH	SF	HP	BB	SO	SB-CS	OBP	SLG	E
2021 Will Be First Professional Season																			

LINTON, CARTER *RIGHT-HANDED PITCHER*

Bats: R **Throws:** R **Height:** 6-0 **Weight:** 195
Born: 6/14/98 in Kingsport, TN **Resides:** Kingsport, TN
School: Tusculum University (TN)
Obtained: Signed by the Braves as a non-drafted free agent on June 15, 2020
Signed By: Wilfredo Perez

Amateur: In four collegiate seasons, pitched for Columbia State Community College (TN) in 2017, East Tennessee State University in 2018 and Tusculum University (TN) in 2019 and 2020...In two seasons with the Pioneers, made 17 relief appearances, posting a 2.13 ERA...This past season, 2020, recorded 20 strikeouts in 13.1 innings, pitching to a 1.35 ERA in a team-most 11 appearances...Graduated from Dobyns-Bennett High School in Kingsport, Tenn., where he led the Indians to a TSSAA district title...**Other:** His father, Doug, pitched in parts of seven major-league seasons with Toronto (1992-93, 2003), California (1993), New York-NL (1994), Kansas City (1995-96) and Baltimore (1999).

Year	Club	W-L	ERA	G	GS	CG	SHO	SV	IP	H	R	ER	HR	HB	BB	SO	WP	BK
2021 Will Be First Professional Season																		

LUGBAUER, DREW *CATCHER*

Bats: L **Throws:** R **Height:** 6-4 **Weight:** 230
Born: 8/23/96 in Pleasant Valley, NY **Resides:** Pleasant Valley, NY
School: University of Michigan
Obtained: Selected by the Braves in the 11th round of the 2017 First-Year Player Draft
Signed By: Rick Sellers

2019 Review: Played 127 games for High-A Florida...Led the club and finished fourth in the Florida State League in home runs (16)...Also had a team-best 26 doubles...Along with his one triple, totaled 43 extra-base hits, the third most in the FSL...**2018:** Played the full season with Single-A Rome and batted .232 (95-for-409) with 34 extra-base hits and 46 RBI...Ranked in the Top 10 among Atlanta prospects in home runs (T7th, 12) and walks (8th, 43)...**2017:** Split his first professional season between Rookie Advanced Danville and Single-A Rome, and combined to bat .261/.352/.514 with 13 home runs and 46 RBI in 60 games...Finished second among all Atlanta farmhands (min. 200 at-bats) in slugging percentage (.514) and OPS (.865), and ranked in the Top 10 in on-base percentage (7th, .352), home runs (8th, 13) and RBI (T10th, 46), despite appearing in just 60 games.

Year	Club	AVG	G	AB	R	H	2B	3B	HR	RBI	SH	SF	HP	BB	SO	SB-CS	OBP	SLG	E
2017	Danville	.243	29	103	23	25	4	0	10	27	0	0	1	19	30	0-0	.366	.573	3
	Rome	.277	31	119	13	33	11	1	3	19	0	0	3	8	38	0-0	.338	.462	3
2018	Rome	.232	114	409	48	95	22	0	12	46	0	1	8	43	153	3-1	.317	.374	3
2019	Florida	.194	127	454	39	88	26	1	16	51	0	2	1	36	169	0-0	.254	.361	12
Minor Totals		.222	301	1085	123	241	63	2	41	143	0	3	13	106	390	3-1	.298	.397	21

McLAUGHLIN, SEAN *RIGHT-HANDED PITCHER*

Bats: L **Throws:** R **Height:** 6-0 **Weight:** 200
Born: 5/16/94 in Boston, MA **Resides:** Marietta, GA
School: University of Georgia
Obtained: Selected by the Braves in the 19th round of the 2015 First-Year Player Draft

2019 Review: Spent the entire year with High-A Florida and made 35 relief appearances, tied for the most on the team...Finished 25 games and had four saves, totals that were both second on the club... Allowed only one run in seven July appearances (7.1 IP, 1 BB, 7K)...**2018:** Combined to go 1-7 with a 6.14 ERA (40 ER/58.2 IP) in 40 games between High-A Florida and Double-A Mississippi...Logged a pair of saves...**2017:** Appeared in 35 games with High-A Florida, and went 4-4 with a 3.97 ERA (29 ER/65.2 IP) and 58 strikeouts...Logged a 2-1 record and a 2.01 ERA (7 ER/31.1 IP) in 16 games at home, but pitched to a 2-3 mark and a 5.77 ERA (22 ER/34.1 IP) over 19 games on the road...**2016:** Played his first full season with Single-A Carolina and went 4-6 with a 3.08 ERA (21 ER/61.1 IP) and seven saves over 41 appearances.

Year	Club	W-L	ERA	G	GS	CG	SHO	SV	IP	H	R	ER	HR	HB	BB	SO	WP	BK
2015	Danville	0-1	4.43	11	0	0	0	3	22.1	24	11	11	1	2	8	24	2	0
	Rome	0-0	1.02	9	1	0	0	2	17.2	15	4	2	0	0	5	20	1	1
2016	Carolina	4-6	3.08	41	0	0	0	7	61.1	57	31	21	3	3	23	41	1	0
2017	Florida	4-4	3.97	35	0	0	0	3	65.2	66	30	29	2	2	22	58	5	2
2018	Florida	1-5	5.53	29	0	0	0	2	40.2	50	32	25	1	6	17	22	8	0
	Mississippi	0-2	7.50	11	0	0	0	0	18.0	27	16	15	3	1	5	9	1	0
2019	Florida	3-5	2.96	35	0	0	0	4	54.2	61	29	18	3	2	20	49	7	1
Minor Totals		12-23	3.88	171	1	0	0	21	280.1	300	153	121	13	16	100	223	25	4

MEZQUITA, BRANDOL *OUTFIELDER*

Bats: R **Throws:** R **Height:** 6-0 **Weight:** 170
Born: 7/14/01 in Imbert, Dominican Republic **Resides:** Imbert, Dominican Republic
Obtained: Signed by the Braves as a non-drafted free agent on May 9, 2018
Signed By: Jonathan Cruz

2019 Review: Played in 34 games for the GCL Braves...Was named by the organization as the club's Player of the Month for June after hitting .385 (5-for-13) with five RBI and two runs scored in four games.

Year	Club	AVG	G	AB	R	H	2B	3B	HR	RBI	SH	SF	HP	BB	SO	SB-CS	OBP	SLG	E
2018	DSL Braves	.212	52	156	23	33	6	0	4	27	0	1	9	24	52	6-4	.347	.327	4
2019	GCL Braves	.246	34	118	14	29	1	0	1	12	3	0	2	17	40	6-2	.350	.280	0
Minor Totals		.226	86	274	37	62	7	0	5	39	3	1	11	41	92	12-6	.349	.307	4

MICHEL, SHEAN *OUTFIELDER*

Bats: R **Throws:** R **Height:** 5-11 **Weight:** 170
Born: 9/26/97 in Willemstad, Curacao **Resides:** Willemstad, Curacao
Obtained: Signed by the Braves as a non-drafted free agent on August 19, 2014
Signed By: Dargello Lodowica

2019 Review: Played in a single-season career best 79 games between High-A Florida and Double-A Mississippi, hitting .209 (47-for-225) with 11 extra-base hits (6 2B, 5 3B) and seven RBI...**2018:** Combined to bat .250 (50-for-200) in 60 games between High-A Florida and Single-A Rome...Hit his first professional home run on 6/10 vs. Jupiter...**2017:** Appeared in 40 games between rookie-level GCL and Danville, combining to bat .312/.365/.403...Among Braves farmhands with at least 150 at-bats, his .312 batting average was third highest in the system...**2016:** Played in 65 games between the DSL and GCL Braves, batting .272/.336/.339 (65-for-239) with 11 extra-base hits, 27 RBI and 38 runs scored...Garnered DSL Braves Player of the Year honors from the organization.

Year	Club	AVG	G	AB	R	H	2B	3B	HR	RBI	SH	SF	HP	BB	SO	SB-CS	OBP	SLG	E
2015	DSL Braves	.272	54	213	33	58	6	5	0	35	2	3	2	15	44	9-7	.322	.347	2
2016	DSL Braves	.316	39	152	26	48	5	5	0	19	0	4	3	15	17	9-4	.379	.414	3
	GCL Braves	.195	26	87	12	17	1	0	0	8	2	0	0	7	18	3-1	.255	.207	1
2017	GCL Braves	.227	5	22	3	5	1	0	0	2	0	0	0	2	3	2-0	.292	.273	0
	Danville	.326	35	132	23	43	9	2	0	11	2	0	0	11	30	7-4	.378	.424	2
2018	Florida	.232	28	99	10	23	3	0	1	11	3	0	0	6	26	2-2	.276	.293	0
	Rome	.267	32	101	10	27	6	0	0	5	1	2	0	12	32	1-4	.339	.327	2
2019	Mississippi	.100	6	10	0	1	0	1	0	0	0	0	0	2	7	0-0	.250	.300	0
	Florida	.214	73	215	25	46	6	4	0	7	2	1	0	28	63	10-2	.303	.279	4
Minor Totals		.260	298	1031	142	268	37	17	1	98	12	10	5	98	240	43-24	.324	.332	14

MILLER, JALEN *INFILDER*

Bats: R **Throws:** R **Height:** 5-11 **Weight:** 175
Born: 12/19/96 in Atlanta, GA **Resides:** Atlanta, GA
School: Riverwood International Charter School (GA)
Obtained: Selected by the Braves from the San Francisco Giants in the minor-league phase of the 2020 Rule 5 Draft on December 10, 2020
Signed By: Andrew Jefferson

2019 Review: Named an Eastern League Mid-Season All-Star...Stole 27 bases with Richmond, seventh most in the league...Led the Flying Squirrels in hits (106), RBI (48) and runs scored (55)...Played in a single-season career-most 135 games...**2018:** Tabbed a California League Mid- and Post-Season All-Star with High-A San Jose...Ranked among league leaders in doubles (35, T4th), hits (141, 9th) and slugging percentage (.434, 10th)...Hit a career-best 14 home runs, three more than he had in his first three professional seasons (11)...Hit for the cycle on 4/11 at Lancaster, going 5-for-7 with four RBI...Three days later, on 4/14, hit a walk-off two-run home run in the 11th inning...**Amateur:** Attended Riverwood International Charter School in Sandy Springs, Ga., less than five miles from Truist Park...Drafted by the San Francisco Giants out of high school, in the 3rd round (95th overall) in 2015...Was committed to play collegiately at Clemson before signing with the Giants...**Other:** His family had Braves season tickets at Turner Field...Grew up idolizing Andrew Jones...Is close friends with the Braves' Trey Harris and Drew Waters.

Year	Club	AVG	G	AB	R	H	2B	3B	HR	RBI	SH	SF	HP	BB	SO	SB-CS	OBP	SLG	E
2015	AZL Giants	.218	44	174	28	38	5	1	0	13	2	2	2	17	42	11-2	.292	.259	10
2016	Augusta	.223	112	457	65	102	20	5	5	44	6	5	6	26	107	11-5	.271	.322	20
2017	San Jose	.227	117	431	61	98	25	4	6	44	2	2	3	31	100	6-4	.283	.346	21
2018	San Jose	.276	123	511	73	141	35	2	14	62	5	3	8	27	121	11-4	.321	.434	17
2019	Richmond	.216	135	491	55	106	18	3	11	48	3	5	2	49	106	27-13	.287	.332	13
Minor Totals		.235	531	2064	282	485	103	15	36	211	18	17	21	150	476	66-28	.291	.352	81

MILLIGAN, CODY INFIELDER

Bats: L **Throws:** R **Height:** 5-11 **Weight:** 175
Born: 12/23/98 in Denver, CO **Resides:** Binger, OK
School: Cowley County CC (KS)
Obtained: Selected by the Braves in the ninth round (277th overall) of the 2019 First-Year Player Draft
Signed By: Jon French

2019 Review: Played in a team-high 59 games for Rookie Advanced Danville, recording a club-best 54 hits...Finished among Appalachian League leaders in walks (1st, 44), stolen bases (5th, 12) and on-base percentage (6th, .384). **Amateur:** With Cowley County Community College in 2019, hit .453 and recorded a school record nine triples...Was also successful on all 30 stolen base attempts.

Year	Club	AVG	G	AB	R	H	2B	3B	HR	RBI	SH	SF	HP	BB	SO	SB-CS	OBP	SLG	E
2019	Danville	.252	59	214	37	54	7	0	1	12	0	2	3	44	54	12-6	.384	.299	11

MONTILLA, JOSÉ RIGHT-HANDED PITCHER

Bats: R **Throws:** R **Height:** 6-1 **Weight:** 170
Born: 6/4/98 in Neyba, Dominican Republic **Resides:** Neyba, Dominican Republic
Obtained: Signed by the Braves as a non-drafted free agent on January 10, 2017
Signed By: Jonathan Cruz

2019 Review: Made 31 relief appearances for Single-A Rome...Finished second on the team in appearances and saves (4)...Tabbed by the Appalachian League as a Mid-Season All-Star after posting a 3.16 ERA (13 ER/37.0 IP) with seven walks and 30 strikeouts in 16 games prior to the break...**2018:** Named Danville's Pitcher of the Month for June (1-0, 1.38 ERA, 2 ER/13.0 IP)...Selected as the Appalachian League Pitcher of the Week for the period of 6/25-7/1 (1-0, 7.0 IP, 5 H, 0 R, 1 BB, 3 K).

Year	Club	W-L	ERA	G	GS	CG	SHO	SV	IP	H	R	ER	HR	HB	BB	SO	WP	BK
2017	DSL Braves	0-4	3.07	14	10	0	0	0	44.0	44	19	15	2	4	11	20	2	1
	GCL Braves	0-1	3.24	2	2	0	0	0	8.1	9	4	3	0	1	2	6	0	0
2018	Danville	1-4	4.37	13	13	1	0	0	70.0	83	35	34	4	4	19	53	6	0
2019	Rome	3-9	3.03	31	0	0	0	4	74.1	77	37	25	6	2	15	63	6	2
Minor Totals		4-18	3.52	60	25	1	0	4	196.2	213	95	77	12	11	47	142	14	3

MORA, LUIS RIGHT-HANDED PITCHER

Bats: R **Throws:** R **Height:** 6-4 **Weight:** 160
Born: 6/17/95 in San Pedro De Macoris, DR **Resides:** San Pedro De Macoris, DR
Obtained: Signed by the Braves as a non-drafted free agent on January 31, 2014

2019 Review: Pitched in 30 games for Single-A Rome...Led the team with five holds...Held opponents to a .192 average (29-for-151)...**2018:** Opened the season on Single-A Rome's disabled list while recovering from Tommy John surgery...Made six rehabilitation appearances with Rookie Advanced Danville and went 1-1 with a 16.50 ERA (11 ER/6.0 IP)...**2017:** Appeared in just two games with Rome before being placed on the seven-day disabled list (right elbow strain) on 5/16 and missing the remainder of the season...Underwent Tommy John surgery on 5/19, performed by Dr. Tim Griffith in Atlanta...**2016:** Spent the season with Rookie Advanced Danville and pitched to a 1-6 record with a 7.42 ERA (25 ER/30.1 IP) over 10 games.

MINOR LEAGUE PLAYERS

Year	Club	W-L	ERA	G	GS	CG	SHO	SV	IP	H	R	ER	HR	HB	BB	SO	WP	BK
2014	DSL Braves	0-5	10.18	19	9	0	0	0	38.0	41	49	43	2	12	42	34	9	1
2015	DSL Braves	0-3	3.80	18	14	0	0	0	45.0	32	25	19	1	10	21	42	10	0
2016	Danville	1-6	7.42	10	7	0	0	0	30.1	31	28	25	4	6	18	35	4	0
2017	Rome	1-0	3.86	2	0	0	0	0	4.2	6	3	2	0	0	2	0	1	0
2018	Danville	1-1	16.50	6	0	0	0	0	6.0	11	11	11	0	3	7	7	2	0
2019	Rome	2-0	3.53	30	0	0	0	3	43.1	29	22	17	3	1	37	62	13	4
Minor Totals		5-15	6.29	85	30	0	0	3	167.1	150	138	117	10	32	127	180	39	5

MORENO, CESARI RIGHT-HANDED PITCHER

Bats: R **Throws:** R **Height:** 6-4 **Weight:** 214
Born: 12/21/01 in Nagua, Dominican Republic **Resides:** Nagua, Dominican Republic
Obtained: Signed by the Braves as a non-drafted free agent on July 6, 2018
Signed By: Carlos Sequera

Year	Club	W-L	ERA	G	GS	CG	SHO	SV	IP	H	R	ER	HR	HB	BB	SO	WP	BK
2019	DSL Braves	2-3	6.08	15	5	0	0	0	26.2	24	22	18	1	8	19	17	9	2

MORENO, JOSÉ LEFT-HANDED PITCHER

Bats: L **Throws:** L **Height:** 5-10 **Weight:** 155
Born: 9/27/00 in Bejuma, Venezuela **Resides:** Valencia, Venezuela
Obtained: Signed by the Braves as a non-drafted free agent on February 15, 2019

Year	Club	W-L	ERA	G	GS	CG	SHO	SV	IP	H	R	ER	HR	HB	BB	SO	WP	BK
2019	DSL Braves	0-0	11.57	2	0	0	0	0	2.1	1	3	3	0	0	5	3	2	1

MORENO, LUIS INFIELDER

Bats: R **Throws:** R **Height:** 5-11 **Weight:** 170
Born: 1/13/03 in Caracas, Venezuela **Resides:** Caracas, Venezuela
Obtained: Signed by the Braves as a non-drafted free agent on July 2, 2019
Signed By: Edison Sanchez

Year	Club	AVG	G	AB	R	H	2B	3B	HR	RBI	SH	SF	HP	BB	SO	SB-CS	OBP	SLG	E
2021 Will Be First Professional Season																			

MORENO, YOANSY OUTFIELDER

Bats: R **Throws:** R **Height:** 6-5 **Weight:** 220
Born: 11/29/02 in Villa Mella, Dominican Republic **Resides:** Villa Mella, Dominican Republic
Obtained: Signed by the Braves as a non-drafted free agent on July 17, 2019
Signed By: Carlos Sequera

Year	Club	AVG	G	AB	R	H	2B	3B	HR	RBI	SH	SF	HP	BB	SO	SB-CS	OBP	SLG	E
2021 Will Be First Professional Season																			

MORITZ, ANDREW OUTFIELDER

Bats: L **Throws:** R **Height:** 5-11 **Weight:** 180
Born: 12/22/96 in St. Louis, MO **Resides:** Charlotte, NC
School: University of North Carolina Greensboro
Obtained: Selected by the Braves in the sixth round (172nd overall) of the 2018 First-Year Player Draft
Signed By: Billy Best

2019 Review: Played in 96 games between Single-A Rome and High-A Florida, slashing .257/.294/.289 (95-for-370) with 10 doubles, 23 RBI and 38 runs scored...Hit .289 (28-for-97) in 24 games in July to garner Player of the Month honors for the Fire Frogs...**Amateur:** Played collegiately at UNC Greensboro...Is the second highest drafted position player in school history...Holds the school's all-time record in batting average (.406) and triples (23)...Also compiled the longest hitting (23) and on-base (47) streaks in program history...Won the conference's batting title in each of his three years on campus...Named the Southern Conference Player of the Year in 2018...Hit .428 that year, a single-season school record.

Year	Club	AVG	G	AB	R	H	2B	3B	HR	RBI	SH	SF	HP	BB	SO	SB-CS	OBP	SLG	E
2018	Danville	.280	31	125	23	35	7	1	1	16	2	2	1	14	24	4-0	.352	.376	1
2019	Rome	.231	52	199	20	46	5	1	0	13	3	3	3	9	33	10-2	.271	.266	1
	Florida	.287	44	171	18	49	5	0	0	10	1	0	0	9	27	5-3	.322	.316	0
Minor Totals		.263	127	495	61	130	17	2	1	39	6	5	4	32	84	19-5	.310	.311	2

MORTON, KADON *OUTFIELDER*

Bats: R **Throws:** R **Height:** 6-3 **Weight:** 190
Born: 11/19/00 in Fort Smith, AR **Resides:** Arlington, TX
School: Seguin (TX) HS
Obtained: Selected by the Braves in the 19th round of the 2019 First-Year Player Draft
Signed By: Raymond Corbett

Year	Club	AVG	G	AB	R	H	2B	3B	HR	RBI	SH	SF	HP	BB	SO	SB-CS	OBP	SLG	E
2019	GCL Braves	.152	32	99	14	15	5	2	1	9	0	0	2	12	45	1-2	.257	.273	0

MUNOZ, RODDERY *RIGHT-HANDED PITCHER*

Bats: R **Throws:** R **Height:** 6-3 **Weight:** 190
Born: 4/14/00 in Santo Domingo Centro, DR **Resides:** Bonao, DR
Obtained: Signed by the Braves as a non-drafted free agent on June 11, 2018
Signed By: Jonathan Cruz

2019 Review: Spent the entire year with the DSL Braves and led the team in games started (14), innings pitched (62.0) and strikeouts (67)...Selected by the organization as the DSL Braves Pitcher of the Year... Limited opponents to a .213 batting average, the lowest among qualified minor leaguers in Atlanta's system...Was also named the DSL Braves' Pitcher of the Month for June (0-1, 3.00 ERA, 7 ER/21.0 IP, 21 K).

Year	Club	W-L	ERA	G	GS	CG	SHO	SV	IP	H	R	ER	HR	HB	BB	SO	WP	BK
2018	DSL Braves	1-2	6.88	10	0	0	0	1	17.0	22	15	13	0	2	14	17	5	0
2019	DSL Braves	0-5	3.77	14	14	0	0	0	62.0	48	39	26	2	7	29	67	9	2
Minor Totals		1-7	4.44	24	14	0	0	1	79.0	70	54	39	2	9	43	84	14	2

MUÑOZ, ROLDDY *RIGHT-HANDED PITCHER*

Bats: R **Throws:** R **Height:** 6-2 **Weight:** 183
Born: 4/14/00 in Santo Domingo, DR **Resides:** Santo Domingo, DR
Obtained: Signed by the Braves as a non-drafted free agent on June 14, 2019

Year	Club	W-L	ERA	G	GS	CG	SHO	SV	IP	H	R	ER	HR	HB	BB	SO	WP	BK
2019	DSL Braves	0-1	6.23	8	0	0	0	0	8.2	8	6	6	0	2	7	9	5	0

NESLONY, TYLER *OUTFIELDER*

Bats: L **Throws:** R **Height:** 6-0 **Weight:** 210
Born: 2/13/94 in Corpus Christi, TX **Resides:** Dripping Springs, TX
School: Texas Tech University
Obtained: Selected by the Braves in the ninth round (259th overall) of the 2016 First-Year Player Draft
Signed By: Nate Dion

2019 Review: Played 58 games with Double-A Mississippi...Had a team-best .369 on-base percentage (min. 100 at-bats)...Was placed on the injured list on three separate occasions, 4/4-5/1 (left thumb dislocation), 5/17-28 (left oblique strain) and 7/18-end of the season (left thumb strain)...**2018:** Played the full season at Double-A Mississippi and batted .244 over 125 games...Set career highs in hits (110), doubles (24) and RBI (48)...Ranked 10th among Atlanta farmhands in both RBI (48) and stolen bases (tied, 9)...Was named a Southern League Mid-Season All-Star...**2017:** Appeared in 103 games between High-A Florida and Double-A Mississippi, combining to bat .263/.342/.363 with 43 runs and 35 RBI...Ranked in the Top 10 among all Atlanta farmhands in doubles (T4th, 21) and on-base percentage (9th, .342)...Named a Florida State League Mid-Season All-Star after batting .319 (51-for-160) in 45 games to open the season...**2016:** Split his first professional season between Rookie Advanced Danville and Single-A Rome, combining to bat .280 (46-for-164) with 23 runs, 12 extra-base hits and 15 RBI in 46 games between the two clubs...

Amateur: In his four-year college career at Texas Tech, recorded 55 doubles, the fifth most in school history.

Year	Club	AVG	G	AB	R	H	2B	3B	HR	RBI	SH	SF	HP	BB	SO	SB-CS	OBP	SLG	E
2016	Danville	.500	5	16	5	8	3	0	1	3	0	1	3	1	3	0-1	.571	.875	1
	Rome	.257	41	148	18	38	6	1	1	12	0	3	3	10	29	1-2	.311	.331	1
2017	Florida	.309	60	217	31	67	17	0	4	21	0	0	2	22	43	0-4	.378	.442	12
	Mississippi	.194	43	144	12	28	4	0	1	14	1	2	2	18	27	0-1	.289	.243	1
2018	Mississippi	.244	125	451	49	110	24	2	4	48	0	4	1	35	108	9-5	.297	.333	2
2019	Mississippi	.292	58	192	32	56	9	4	5	24	0	1	3	21	43	4-2	.369	.458	0
Minor Totals		.263	332	1168	147	307	63	7	16	122	1	11	14	107	253	14-15	.329	.370	17

NIEVES, YORFRAN INFIELDER

Bats: R **Throws:** R **Height:** 5-11 **Weight:** 155
Born: 2/26/03 in Villa de Cura, Venezuela **Resides:** Villa de Cura, Venezuela
Obtained: Signed by the Braves as a non-drafted free agent on July 2, 2019
Signed By: Richard Castillo

Year	Club	AVG	G	AB	R	H	2B	3B	HR	RBI	SH	SF	HP	BB	SO	SB-CS	OBP	SLG	E
2021 Will Be First Professional Season																			

NOGUERA, GABRIEL LEFT-HANDED PITCHER

Bats: L **Throws:** L **Height:** 6-2 **Weight:** 175
Born: 5/31/96 in Guarenas, Venezuela **Resides:** Norcross, GA
Obtained: Signed by the Braves as a non-drafted free agent on May 31, 2016

2017 Review: Split the season between the DSL and GCL Braves, going 2-2 with a 1.58 ERA (9 ER/51.1 IP), 25 walks and 48 strikeouts in 14 games, nine starts.

Year	Club	W-L	ERA	G	GS	CG	SHO	SV	IP	H	R	ER	HR	HB	BB	SO	WP	BK	
2017	DSL Braves	1-2	0.87	9	6	0	0	0	31.0	19	8	3	1	3	14	31	3	1	
	GCL Braves	1-0	2.66	5	3	0	0	0	20.1	14	7	6	1	2	11	17	4	1	
2018 Restricted - Did Not Pitch																			
2019	Rome	4-5	3.59	24	16	0	0	2	95.1	99	59	38	8	7	44	82	10	4	
Minor Totals		6-7	2.88	38	25	0	0	2	146.2	132	74	47	10	12	69	130	17	6	

ORTIZ, HAYDER RIGHT-HANDED PITCHER

Bats: R **Throws:** R **Height:** 6-2 **Weight:** 170
Born: 11/14/01 in Cartagena, Colombia **Resides:** Cartagena, Colombia
Obtained: Signed by the Braves as a non-drafted free agent on February 27, 2020
Signed By: Orlando Covo

Year	Club	W-L	ERA	G	GS	CG	SHO	SV	IP	H	R	ER	HR	HB	BB	SO	WP	BK	
2021 Will Be First Professional Season																			

OWENS, TYLER RIGHT-HANDED PITCHER

Bats: R **Throws:** R **Height:** 5-10 **Weight:** 185
Born: 1/9/01 in Ocala, FL **Resides:** Ocala, FL
School: Trinity Catholic (FL) HS
Obtained: Selected by the Braves in the 13th round of the 2019 First-Year Player Draft

2019 Review: Combined to go 0-3 with a 4.28 ERA (13 ER/27.1 IP), 12 walks and 32 strikeouts in 10 games, nine starts, between the GCL Braves and Rookie Advanced Danville...Ended the year ranked as Atlanta's No. 22 prospect by MLB.com.

Year	Club	W-L	ERA	G	GS	CG	SHO	SV	IP	H	R	ER	HR	HB	BB	SO	WP	BK
2019	Danville	0-2	4.63	8	8	0	0	0	23.1	17	13	12	2	3	11	28	1	0
	GCL Braves	0-1	2.25	2	1	0	0	0	4.0	1	1	1	0	0	1	4	0	0
Minor Totals		0-3	4.28	10	9	0	0	0	27.1	18	14	13	2	3	12	32	1	0

PAIVA, CARLOS OUTFIELDER

Bats: R **Throws:** R **Height:** 6-3 **Weight:** 185
Born: 3/20/02 in Barlovento, Venezuela **Resides:** Rio Chico, Venezuela
Obtained: Signed by the Braves as a non-drafted free agent on July 6, 2018

Year	Club	AVG	G	AB	R	H	2B	3B	HR	RBI	SH	SF	HP	BB	SO	SB-CS	OBP	SLG	E
2019	DSL Braves	.167	16	42	2	7	1	0	0	4	0	0	0	5	16	3-2	.255	.190	0

PALMA, JOSÉ OUTFIELDER

Bats: L **Throws:** L **Height:** 6-0 **Weight:** 170
Born: 6/9/99 in Maturin, Venezuela **Resides:** Maturin, Venezuela
Obtained: Signed by the Braves as a non-drafted free agent on February 10, 2017

Year	Club	AVG	G	AB	R	H	2B	3B	HR	RBI	SH	SF	HP	BB	SO	SB-CS	OBP	SLG	E
2017	DSL Braves	.246	40	65	9	16	1	1	0	4	2	0	0	9	12	5-2	.338	.292	3
2018	DSL Braves	.213	46	127	16	27	1	1	0	10	1	1	1	30	24	15-9	.365	.236	1
2019	Danville	.261	45	134	16	35	7	1	0	6	4	0	1	15	27	5-2	.340	.328	3
Minor Totals		.239	131	326	41	78	9	3	0	20	7	1	2	54	63	25-13	.350	.285	7

PAOLINI, STEPHEN *OUTFIELDER*

Bats: L **Throws:** L **Height:** 6-2 **Weight:** 195
Born: 11/23/00 in Fairfield, CT **Resides:** Boynton Beach, FL

School: St Joseph's (CT) HS

Obtained: Selected by the Braves in the fifth round (157th overall) of the 2019 First-Year Player Draft

Signed By: Theodore Lekas Jr.

Year	Club	AVG	G	AB	R	H	2B	3B	HR	RBI	SH	SF	HP	BB	SO	SB-CS	OBP	SLG	E
2019	GCL Braves	.192	35	120	15	23	6	0	0	8	0	1	0	22	37	2-1	.315	.242	2

PARAGUATE, CARLOS *INFIELDER*

Bats: R **Throws:** R **Height:** 5-10 **Weight:** 170
Born: 2/2/01 in Maracay, Venezuela **Resides:** Maracay, Venezuela

Obtained: Signed by the Braves as a non-drafted free agent on July 7, 2017

Signed By: David Godoy

Year	Club	AVG	G	AB	R	H	2B	3B	HR	RBI	SH	SF	HP	BB	SO	SB-CS	OBP	SLG	E
2018	DSL Braves	.226	62	208	27	47	7	2	0	25	0	2	6	30	56	20-10	.337	.279	28
2019	Rome	.166	73	241	17	40	11	0	0	18	2	4	2	13	91	4-3	.212	.212	14
Minor Totals		.194	135	449	44	87	18	2	0	43	2	6	8	43	147	24-13	.273	.243	42

PARKER, BRANDON *OUTFIELDER*

Bats: R **Throws:** R **Height:** 6-1 **Weight:** 205
Born: 5/27/99 in Hattiesburg, MS **Resides:** Saucier, MS

School: Mississippi Gulf Coast CC

Obtained: Selected by the Braves in the 10th round (307th overall) of the 2019 First-Year Player Draft

Signed By: Raymond Laval

Amateur: Was a two-time All-American at Mississippi Gulf Coast Community College...In 2018, hit a single-season school record 24 home runs and led the country with 81 RBI...He batted .424 that year.

Year	Club	AVG	G	AB	R	H	2B	3B	HR	RBI	SH	SF	HP	BB	SO	SB-CS	OBP	SLG	E
2019	Danville	.210	48	176	27	37	5	1	4	22	0	5	8	15	66	4-2	.294	.318	0

PEARSON, JACOB *OUTFIELDER*

Bats: L **Throws:** R **Height:** 6-1 **Weight:** 185
Born: 6/1/98 in West Monroe, LA **Resides:** Downsville, LA

School: West Monroe (LA) HS

Obtained: Selected by the Braves from the Minnesota Twins in the minor-league phase of the 2020 Rule 5 Draft on December 10, 2020

2019 Review: Split the season between Single-A Cedar Rapids and High-A Fort Myers, hitting .233 (95-for-408) with 47 runs scored, 22 doubles, three triples, five home runs, 41 RBI and 43 walks in 117 games...Set single-season career highs in hits, doubles, RBI and walks...**2018:** Hit a career-best .237 in 78 games with Cedar Rapids...**2017:** After playing in 40 games with the AZL Angels to conclude his first professional season, was traded to the Minnesota Twins on 12/6 for international bonus pool money...

Amateur: Attended West Monroe (LA) High School...Was the Louisiana Gatorade Player of the Year, the News-Star's All-NELA Player of the Year and MVP of the LSWA's Class 5A All-Star team in 2017...Batted .519 that season, his second consecutive season hitting .500 or better...Drafted by the Los Angeles Angels out of high school, in the 3rd round (85th overall) in 2017...Was committed to play collegiately at LSU prior to signing with the Angels...Originally committed to Mississippi State, but switched prior to his senior season.

Year	Club	AVG	G	AB	R	H	2B	3B	HR	RBI	SH	SF	HP	BB	SO	SB-CS	OBP	SLG	E
2017	AZL Angels	.226	40	155	20	35	7	1	0	13	4	0	2	15	37	5-3	.302	.284	2
2018	Cedar Rapids	.237	78	279	51	66	12	3	7	36	1	1	2	29	69	6-5	.312	.376	0
2019	Cedar Rapids	.220	82	286	35	63	13	1	4	32	0	5	1	33	63	12-5	.298	.315	0
	Fort Myers	.262	35	122	12	32	9	2	1	9	0	2	0	10	22	7-0	.313	.393	0
Minor Totals		.233	235	842	118	196	41	7	12	90	5	8	5	87	191	30-13	.306	.341	2

PEÑA, GIANFRANCO *CATCHER*

Bats: R **Throws:** R **Height:** 6-2 **Weight:** 180
Born: 1/24/00 in Puerto Cabello, Venezuela **Resides:** Puerto Cabello, Venezuela

Obtained: Signed by the Braves as a non-drafted free agent on March 15, 2019

Year	Club	AVG	G	AB	R	H	2B	3B	HR	RBI	SH	SF	HP	BB	SO	SB-CS	OBP	SLG	E
2019	DSL Braves	.250	43	128	16	32	4	0	2	22	1	4	11	10	30	1-0	.346	.328	2

PEÑA, KELVIN CATCHER

Bats: R **Throws:** R **Height:** 5-11 **Weight:** 210
Born: 7/4/00 in Bonao, Dominican Republic **Resides:** Bonao, Dominican Republic
Obtained: Signed by the Braves as a non-drafted free agent on June 14, 2018

2019 Review: Spent the year with the DSL Braves and led the club in games played (66), total bases (85), doubles (15), home runs (6) and RBI (40)...Selected as DSL's Player of the Month for July...Hit .274/.345/.537 (26-for-95) in 25 games...Hit all six of his home runs and drove in 26 of his 40 runs that month.

Year	Club	AVG	G	AB	R	H	2B	3B	HR	RBI	SH	SF	HP	BB	SO	SB-CS	OBP	SLG	E
2018	DSL Braves	.196	16	56	3	11	2	0	0	5	0	0	1	0	22	0-1	.211	.232	7
2019	DSL Braves	.220	66	236	28	52	15	0	6	40	0	5	4	28	66	1-2	.308	.360	12
Minor Totals		.216	82	292	31	63	17	0	6	45	0	5	5	28	88	1-3	.291	.336	19

PEÑA, MIGUEL RIGHT-HANDED PITCHER

Bats: L **Throws:** R **Height:** 6-1 **Weight:** 190
Born: 11/26/98 in Santiago de los Caballeros, DR **Resides:** Santiago de los Caballeros, DR
Obtained: Signed by the Braves as a non-drafted free agent on February 7, 2017

Year	Club	W-L	ERA	G	GS	CG	SHO	SV	IP	H	R	ER	HR	HB	BB	SO	WP	BK
2017	DSL Braves	2-1	3.96	15	0	0	0	1	25.0	27	19	11	0	4	7	13	2	0
2018	GCL Braves	0-2	5.32	14	0	0	0	1	23.2	33	20	14	3	5	7	14	9	1
2019	GCL Braves	0-1	1.88	9	0	0	0	1	14.1	16	8	3	1	0	5	14	2	0
Minor Totals		2-4	4.00	38	0	0	0	3	63.0	76	47	28	4	9	19	41	13	1

PÉREZ, JORDANO RIGHT-HANDED PITCHER

Bats: R **Throws:** R **Height:** 6-0 **Weight:** 162
Born: 9/2/00 in Azua, Dominican Republic **Resides:** Azua, Dominican Republic
Obtained: Signed by the Braves as a non-drafted free agent on July 6, 2018

Year	Club	W-L	ERA	G	GS	CG	SHO	SV	IP	H	R	ER	HR	HB	BB	SO	WP	BK
2019	DSL Braves	1-0	2.67	16	0	0	0	3	33.2	24	15	10	0	7	13	29	4	0

PHILIP, BEAU INFILDER

Bats: R **Throws:** R **Height:** 6-0 **Weight:** 195
Born: 10/23/98 in Sacramento, CA **Resides:** Citrus Heights, CA
School: Oregon State University
Obtained: Selected by the Braves in the second round (60th overall) of the 2019 First-Year Player Draft
Signed By: Cody Martin

2019 Review: Spent his first professional season playing in 55 games for Rookie Advanced Danville... Tabbed by MLB.com as Braves' No. 27 prospect...**Amateur:** In his only season at Oregon State University, named to the watch list for College Baseball Foundation's Brooks Wallace Award, honoring the top collegiate shortstop.

Year	Club	AVG	G	AB	R	H	2B	3B	HR	RBI	SH	SF	HP	BB	SO	SB-CS	OBP	SLG	E
2019	Danville	.193	55	207	27	40	6	0	4	20	0	1	5	26	51	5-5	.297	.280	9

POLANCO, EFRAIN RIGHT-HANDED PITCHER

Bats: R **Throws:** R **Height:** 5-9 **Weight:** 170
Born: 2/23/03 in Valencia, Venezuela **Resides:** Valencia, Venezuela
Obtained: Signed by the Braves as a non-drafted free agent on July 11, 2019
Signed By: Winder Leon

Year	Club	W-L	ERA	G	GS	CG	SHO	SV	IP	H	R	ER	HR	HB	BB	SO	WP	BK	
2021 Will Be First Professional Season																			

PUCKETT, AJ RIGHT-HANDED PITCHER

Bats: R **Throws:** R **Height:** 6-4 **Weight:** 210
Born: 5/27/95 in Walnut Creek, CA **Resides:** Danville, CA
School: Pepperdine University (CA)

Obtained: Selected by the Braves from the Chicago White Sox in the minor-league phase of the 2020 Rule 5 Draft on December 10, 2020

2019 Review: Missed the entire season after undergoing Tommy John surgery in March...**2018:** Missed the entire season due to a sprained right elbow...Entered the campaign tabbed by *Baseball America* as the No. 15 prospect in the White Sox organization...Also named by the publication as having the "Best Changeup" in the organization...**2017:** In his first full professional season, combined to go 10-7 with a 3.98 ERA (60 ER/135.2 IP) and 119 strikeouts in 25 starts between High-A Wilmington and Winston-Salem in the Carolina League...Ranked among league leaders in wins (10, T3rd), innings pitched (135.2, 7th), games started (25, T7th) and strikeouts (119, T9th)...Selected a Mid-Season All-Star with Wilmington in the Kansas City Royals system...Traded by Kansas City with LHP Andre Davis to the Chicago White Sox in exchange for OF Melky Cabrera on 7/30...**2016:** Pitched to a combined 3.68 ERA (24 ER/58.2 IP), going 2-4 with 45 strikeouts in 13 starts between the AZL Royals and Single-A Lexington...**Amateur:** Played collegiately for three seasons at Pepperdine University in Malibu, Calif., 2014-16...Was a First-Team All-American in 2016, earning West Coast Conference Pitcher of the Year honors after pitching to a 1.27 ERA in his 14 starts and 99.1 innings...It was the third-best single-season ERA in program history...Recorded a consecutive scoreless innings streak of 45.2 innings, the third-longest streak in NCAA history...Drafted by the Kansas City Royals in 2016...Was the Royals' top draft pick that season after getting selected 67th overall (2nd round)...Graduated from De La Salle High School in Danville, Calif in 2013...Also was drafted out of high school by the Oakland Athletics (35th round)...Grew up an A's fan.

Year	Club	W-L	ERA	G	GS	CG	SHO	SV	IP	H	R	ER	HR	HB	BB	SO	WP	BK
2016	AZL Royals	0-1	3.86	2	2	0	0	0	7.0	8	5	3	1	1	0	8	1	0
	Lexington	2-3	3.66	11	11	0	0	0	51.2	42	22	21	4	2	15	37	0	0
2017	Wilmington	9-7	3.90	20	20	0	0	0	108.1	107	53	47	7	5	46	98	4	0
	Winston-Salem	1-0	4.28	5	5	0	0	0	27.1	35	14	13	2	0	5	21	1	0
2018																		
2019																		
Minor Totals		12-11	3.89	38	38	0	0	0	194.1	192	94	84	14	8	66	164	6	0

QUINTERO, GERALDO INFIELDER

Bats: S **Throws:** R **Height:** 5-8 **Weight:** 155
Born: 10/10/01 in Puerto Cabello, Venezuela **Resides:** Valencia, Venezuela
Obtained: Signed by the Braves as a non-drafted free agent on February 15, 2019

2019 Review: Played in 58 games with the DSL Braves...Had a team-most three triples and 21 stolen bases...Tabbed the club's Player of the Month for August...Slashed .324/.418/.529 (22-for-68) in 19 games that month.

Year	Club	AVG	G	AB	R	H	2B	3B	HR	RBI	SH	SF	HP	BB	SO	SB-CS	OBP	SLG	E
2019	DSL Braves	.264	58	197	35	52	10	3	2	22	2	1	7	30	28	21-8	.379	.376	4

RAMIREZ, EMMANUEL RIGHT-HANDED PITCHER

Bats: R **Throws:** R **Height:** 6-2 **Weight:** 190
Born: 7/15/94 in Puerto Plata, Dominican Republic **Resides:** Puerto Plata, Dominican Republic
Obtained: Signed by the Braves to a minor-league contract on November 5, 2020

2019 Review: Split the season between Double-A Amarillo and Triple-A El Paso, combining to go 8-8 with a 6.19 ERA (89 ER/129.1 ER) in 27 appearances, including a career-high 21 starts...Was a Mid-Season All-Star with Amarillo...Had a 3.72 ERA, 1.11 WHIP and .216 batting average against in 15 appearances, 10 starts, before the break...**2018:** Pitched at each of the four full-season affiliates in the Padres system, combining for a 4.28 ERA (55 ER/115.2 IP) with a career-best 136 strikeouts in a career-most 31 games, 16 starts, between Single-A Fort Wayne, High-A Lake Elsinore, Double-A San Antonio and El Paso...**2017:** Pitched to a 3.10 ERA (36 ER/104.2 IP) with 114 strikeouts in 21 games, 14 starts, across short-season Tri-City, Fort Wayne and Lake Elsinore...Tabbed a Northwest League Mid-Season All-Star with Tri-City after going 4-1 with a 2.62 ERA (13 ER/44.2 IP) in eight starts prior to All-Star Game...**2016:** Split the season between Tri-City and Fort Wayne...Went 6-4 with a 3.79 ERA (43 ER/102.0 IP) and 96 strikeouts in 24 games, 15 starts... Selected as a Northwest League Mid-Season All-Star, his first of two consecutive awards...**2015:** Pitched to a single-season career-low 2.34 ERA (19 ER/73.0 IP) in 15 games, 13 starts, between three levels of San Diego's system (AZL & DSL Padres, Tri-City)...Also set career bests in WHIP (1.027), walks per 9.0 innings (2.5) and hits per 9.0 innings (6.8)...**2014:** Spent his second professional season with the DSL Padres... Struck out 31 batters in 25.2 innings, a single-season career-best 10.9 strikeouts per 9.0 innings...**Amateur:** Signed by the Padres as a non-drafted free agent on 11/19/12...Was 18 years old.

MINOR LEAGUE PLAYERS

Year	Club	W-L	ERA	G	GS	CG	SHO	SV	IP	H	R	ER	HR	HB	BB	SO	WP	BK
2013	DSL Padres	1-3	8.92	24	0	0	0	0	36.1	36	51	36	1	6	49	41	18	0
2014	DSL Padres	3-1	4.56	12	0	0	0	0	25.2	25	15	13	0	4	10	31	7	0
2015	AZL Padres	4-2	1.51	8	6	0	0	0	41.2	29	21	7	2	4	7	37	3	1
	DSL Padres	0-0	4.91	2	2	0	0	0	7.1	6	4	4	0	1	5	9	0	0
	Tri-City	2-1	3.00	5	5	0	0	0	24.0	20	9	8	1	0	8	25	2	0
2016	Tri-City	4-1	2.62	8	8	0	0	0	44.2	36	16	13	0	1	13	42	5	3
	Fort Wayne	2-3	4.71	16	7	0	0	1	57.1	58	32	30	5	1	21	54	3	0
2017	Tri-City	2-1	2.48	8	8	0	0	0	54.1	42	17	15	1	1	10	53	9	0
	Fort Wayne	0-2	3.63	7	0	0	0	1	17.1	21	12	7	4	0	8	24	0	0
	Lake Elsinore	2-2	3.82	6	6	0	0	0	33.0	34	15	14	2	1	12	37	5	0
2018	Fort Wayne	1-2	2.20	3	3	0	0	0	16.1	14	4	4	1	1	5	26	3	0
	Lake Elsinore	5-4	5.43	23	9	0	0	0	71.1	72	52	43	13	1	24	78	8	0
	San Antonio	2-2	2.63	4	4	0	0	0	24.0	21	7	7	2	0	6	27	3	0
	El Paso	0-0	2.25	1	0	0	0	0	4.0	3	1	1	0	0	2	5	0	0
2019	Amarillo	6-5	4.15	17	12	0	0	1	84.2	74	44	39	10	3	26	79	6	2
	El Paso	2-3	10.07	10	9	0	0	0	44.2	69	51	50	19	0	24	37	2	0
Minor Totals		36-32	4.46	154	79	0	0	3	586.2	560	351	291	61	24	230	605	74	6

RAMOS, JEFREY *OUTFIELDER*

Bats: R **Throws:** R **Height:** 6-2 **Weight:** 218
Born: 2/10/99 in Bonao, Dominican Republic **Resides:** Bonao, Dominican Republic
Obtained: Signed by the Braves as a non-drafted free agent on July 2, 2016

2019 Review: Played in a single-season career best 128 games, all with High-A Florida...Led the team in RBI (56)...Finished the campaign tabbed by MLB.com as Atlanta's No. 28 prospect...**2018:** Ranked in the Top 10 among Atlanta farmhands in home runs (T4th, 16), RBI (4th, 69) and slugging percentage (9th, .424)...**2017:** Named by the organization as the GCL Braves Player of the Year after batting .325 (38-for-177) and leading the team in home runs (6) and RBI (30).

Year	Club	AVG	G	AB	R	H	2B	3B	HR	RBI	SH	SF	HP	BB	SO	SB-CS	OBP	SLG	E
2016	DSL Braves	.230	33	126	19	29	8	1	1	12	0	2	1	9	27	3-2	.283	.333	3
2017	GCL Braves	.325	30	117	22	38	7	1	6	30	0	3	3	8	27	1-0	.374	.556	0
	Danville	.278	20	72	7	20	6	0	1	8	0	2	1	3	15	0-0	.308	.403	3
2018	Rome	.245	122	469	57	115	24	6	16	69	0	3	4	27	89	2-0	.290	.424	7
2019	Florida	.241	128	460	49	111	16	4	9	56	0	4	4	30	99	1-1	.291	.352	1
Minor Totals		.252	333	1244	154	313	61	12	33	175	0	14	13	77	257	7-3	.299	.400	14

RANGEL, ALAN *RIGHT-HANDED PITCHER*

Bats: R **Throws:** R **Height:** 6-2 **Weight:** 170
Born: 8/21/97 in Hermosillo, Mexico **Resides:** Hermosillo, Mexico
Obtained: Signed by the Braves as a non-drafted free agent on July 2, 2014
Signed By: Manuel Samaniego

2019 Review: Played his third consecutive season with Single-A Rome...Posted single-season career bests totals with 24 games started, 10 wins, 131.2 innings and 121 strikeouts...The 10 victories were tied for the most on the team, which tied for second among Braves minor leaguers...Also led the club in starts and strikeouts...His first four appearances of the season came in relief...Went 0-1 with a 4.50 ERA (4 ER/8.0 IP), two walks and 10 strikeouts in those outings...**2018:** Spent his second full season with Single-A Rome and went 5-7 with a 4.09 ERA (57 ER/125.1 IP) over 25 games (22 starts)...Ranked in the Top 10 among Atlanta farmhands in innings (8th, 125.1 IP), strikeouts (9th, 105) and strikeout-to-walk ratio (10th, 3.39)... Was named as Rome's Pitcher of the Month for August after going 2-1 with a 2.12 ERA (8 ER/34.0 IP) over six games.

Year	Club	W-L	ERA	G	GS	CG	SHO	SV	IP	H	R	ER	HR	HB	BB	SO	WP	BK
2015	GCL Braves	0-2	6.31	14	1	0	0	0	25.2	31	22	18	3	0	9	23	1	1
2016	GCL Braves	3-1	3.28	12	9	0	0	0	46.2	42	17	17	2	4	10	47	4	1
2017	Rome	2-6	4.71	15	13	0	0	0	70.2	82	38	37	5	3	14	48	8	0
2018	Rome	5-7	4.09	25	22	0	0	0	125.1	121	62	57	12	10	31	105	6	1
2019	Rome	10-7	4.51	28	24	1	0	0	131.2	142	77	66	10	5	47	121	9	2
Minor Totals		20-23	4.39	94	69	1	0	0	400.0	418	216	195	32	22	111	344	28	5

REYES, CHARLES OUTFIELDER

Bats: R **Throws:** R **Height:** 6-1 **Weight:** 165
Born: 9/9/99 in Santo Domingo Centro, DR **Resides:** San Francisco de Macoris, DR
Obtained: Signed by the Braves as a non-drafted free agent on September 22, 2016

Year	Club	AVG	G	AB	R	H	2B	3B	HR	RBI	SH	HP	BB	SO	SB-CS	OBP	SLG	E	
2017	DSL Braves	.216	61	222	19	48	7	2	0	29	0	4	3	20	66	6-2	.285	.266	4
2018	GCL Braves	.252	34	115	10	29	4	1	1	11	2	1	3	29	0-1	.275	.330	2	
2019	Danville	.235	35	102	12	24	2	0	2	20	0	0	11	34	6-3	.310	.314	2	
Minor Totals		.230	130	439	41	101	13	3	3	60	2	5	4	34	129	12-6	.288	.294	8

RIJO, WENDELL INFILDER

Bats: R **Throws:** R **Height:** 5-11 **Weight:** 175
Born: 9/4/95 in La Romana, Dominican Republic **Resides:** La Romana, Dominican Republic
Obtained: Selected by the Braves from the New York Yankees in the minor-league phase of the 2019 Rule 5 Draft on December 12, 2019

2019 Review: Played across three levels of the Yankees' system, combining to hit .258/.325/.438 (90-for-349) with a single-season career most 13 home runs and 44 RBI in 103 games between Single-A Tampa, Double-A Trenton and Triple-A Scranton/Wilkes-Barre...**2018:** Began the year in Milwaukee's organization, with Double-A Biloxi, before being acquired by New York (AL) on 6/15 as the "player to be named later" in the 5/25 trade that sent C Erik Kratz to the Brewers...With the Yankees, played with Single-A Tampa and Double-A Trenton...Across his three stops, slashed .209/.301/.312 (55-for-263) with four home runs, 27 RBI and 34 runs scored in 84 games...**2017:** Split the season between Single-A Carolina and Double-A Biloxi in the Brewers' system, batting .226/.327/.323 (44-for-195) with three home runs, 22 RBI and 28 runs scored in 77 games...**2016:** Started the campaign in Boston's organization and played for Single-A Salem and Double-A Portland...Traded to Milwaukee along with RHP Aaron Wilkerson in exchange for INF Aaron Hill on 7/7...Finished the season by playing in 50 games for Single-A Brevard County...Between the three affiliates, hit .202/.263/.267 (80-for-397) with two home runs, 30 RBI and 44 runs scored in a career high 112 games...**2015:** Spent the entire year with Single-A Salem and drove in a single-season career best 47 runs...**2014:** Played in 111 games, all with Single-A Greenville...**2013:** In his first professional season, slashed .277/.367/.375 (51-for-184) with 21 RBI and 29 runs scored in 52 games between the GCL Red Sox and Single-A Lowell...**Amateur:** Originally signed by Boston as a non-drafted free agent on 7/6/2012.

Year	Club	AVG	G	AB	R	H	2B	3B	HR	RBI	SH	SF	HP	BB	SO	SB-CS	OBP	SLG	E
2013	GCL Red Sox	.271	49	170	28	46	15	0	0	20	2	3	6	22	29	15-5	.368	.359	5
	Lowell	.357	3	14	1	5	1	1	0	1	0	0	0	0	3	0-1	.357	.571	1
2014	Greenville	.254	111	409	56	104	27	6	9	46	2	2	4	56	103	16-6	.348	.416	21
2015	Salem	.260	108	404	47	105	27	2	6	47	7	4	6	34	94	15-7	.324	.381	11
2016	Portland	.186	51	177	18	33	11	0	1	12	2	1	1	13	46	2-4	.245	.266	9
	Salem	.270	11	37	9	10	2	0	0	3	2	1	0	6	11	2-0	.364	.324	0
	Brevard County	.202	50	183	17	37	7	0	1	15	4	0	1	13	44	6-1	.259	.257	6
2017	Biloxi	.185	41	81	16	15	3	0	0	5	0	0	3	7	22	2-1	.275	.222	0
	Carolina	.254	36	114	12	29	7	0	3	17	2	1	7	13	20	4-2	.363	.395	2
2018	Biloxi	.200	32	80	14	16	2	0	4	14	1	0	0	12	20	1-3	.304	.375	4
	Trenton	.217	49	175	19	38	10	1	0	12	2	0	0	20	29	2-2	.297	.286	5
	Tampa	.125	3	8	1	1	1	0	0	1	0	1	2	1	3	0-0	.333	.250	0
2019	Trenton	.235	51	187	35	44	11	0	6	23	1	0	1	19	46	3-1	.309	.390	5
	Scranton/WB	.270	43	137	18	37	10	0	7	17	0	0	3	8	35	1-0	.324	.496	5
	Tampa	.360	9	25	1	9	3	0	0	4	0	1	0	4	8	0-1	.433	.480	4
Minor Totals		.240	647	2201	292	529	137	10	37	237	25	14	34	228	513	69-34	.319	.362	78

RILEY, TREY RIGHT-HANDED PITCHER

Bats: R **Throws:** R **Height:** 6-3 **Weight:** 200
Born: 4/21/98 in Maryville, IL **Resides:** Edwardsville, IL
School: John A. Logan College (IL)
Obtained: Selected by the Braves in the fifth round (142nd overall) of the 2018 First-Year Player Draft
Signed By: Kevin Barry

2019 Review: Made 17 appearances, 12 starts, for Single-A Rome...Had two separate stints on the injured list, from 6/22-7/19 (left calf strain) and 8/11-9/11 (blister)...Finished the season ranked by MLB.com as the Braves' No. 17 prospect.

Year	Club	W-L	ERA	G	GS	CG	SHO	SV	IP	H	R	ER	HR	HB	BB	SO	WP	BK
2018	Danville	0-0	8.00	6	2	0	0	0	9.0	10	10	8	1	2	10	13	1	0
2019	Rome	2-7	7.67	17	12	0	0	0	58.2	71	53	50	4	6	46	41	6	0
Minor Totals		2-7	7.71	23	14	0	0	0	67.2	81	63	58	5	8	56	54	7	0

RIVAS, ALBERT RIGHT-HANDED PITCHER

Bats: R **Throws:** R **Height:** 5-10 **Weight:** 180
Born: 2/18/03 in Valera, Venezuela **Resides:** Ocumare del Tuy, Venezuela
Obtained: Signed by the Braves as a non-drafted free agent on July 2, 2019
Signed By: Edison Sanchez

Year	Club	W-L	ERA	G	GS	CG	SHO	SV	IP	H	R	ER	HR	HB	BB	SO	WP	BK
2021 Will Be First Professional Season																		

RODRÍGUEZ, ESTARLIN RIGHT-HANDED PITCHER

Bats: R **Throws:** R **Height:** 6-0 **Weight:** 180
Born: 10/24/99 in Puerto Plata, Dominican Republic **Resides:** Puerto Plata, Dominican Republic
Obtained: Signed by the Braves as a non-drafted free agent on July 2, 2017
Signed By: Jonathan Cruz

Year	Club	W-L	ERA	G	GS	CG	SHO	SV	IP	H	R	ER	HR	HB	BB	SO	WP	BK
2017	DSL Braves	1-1	1.86	10	5	0	0	0	19.1	15	6	4	0	0	4	17	2	2
2018	DSL Braves	2-6	3.60	13	11	0	0	0	45.0	40	26	18	2	1	30	23	7	1
2019	GCL Braves	1-2	4.09	8	0	0	0	0	22.0	25	13	10	1	2	11	18	2	0
Minor Totals		4-9	3.34	31	16	0	0	0	86.1	80	45	32	3	3	45	58	11	3

RODRÍGUEZ, GABRIEL LEFT-HANDED PITCHER

Bats: L **Throws:** L **Height:** 6-1 **Weight:** 193
Born: 4/9/99 in Bayamon, Puerto Rico **Resides:** Toa Alta, Puerto Rico
School: Miami Dade CC South (FL)
Obtained: Selected by the Braves in the 31st round of the 2018 First-Year Player Draft

Year	Club	W-L	ERA	G	GS	CG	SHO	SV	IP	H	R	ER	HR	HB	BB	SO	WP	BK
2018	GCL Braves	0-0	1.64	11	0	0	0	0	11.0	3	4	2	0	2	22	22	6	0
2019																		
Injured - Did Not Pitch																		

RODRÍGUEZ, JOSE RIGHT-HANDED PITCHER

Bats: R **Throws:** R **Height:** 6-2 **Weight:** 175
Born: 8/29/95 in Bolivar, Venezuela **Resides:** Coachella, CA
Obtained: Signed by the Braves as a minor-league free agent on February 23, 2021

2020 Review: Spent almost the entire season at the Los Angeles Angels' alternate training site...Had his contract selected on 8/1 and made one relief appearance...Pitched 1.2 scoreless innings on 8/2 vs. Houston...**2019:** Made 23 appearances, seven starts, in the minor leagues between Double-A Mobile and Triple-A Salt Lake...Promoted to L.A. in late July...Made his major-league debut on 7/27 vs. Baltimore...Went 1.2 innings in relief and did not allow a run...Struck out two...Made his only career big-league start on 9/22 at Houston (2.0 IP, 3 R, 1 K)...**2018:** Spent the entire campaign with Mobile, his first season at the Double-A level...Made 23 appearances, all starts...**2017:** Pitched in 27 games, all starts, with High-A Inland Empire...Named a California League Mid-Season All-Star...Set single-season career highs in innings pitched (149.1), strikeouts (134) and wins (8)...His 27 starts matched a career most...Struck out a career-high 13 batters and walked none on 8/11 vs. Rancho Cucamonga...Allowed one-or-fewer earned runs in 10 of his 27 starts...**2016:** Spent the entire season with Single-A Burlington and was tabbed a Midwest League Mid-Season All-Star...Had a 2.94 ERA (22 ER/67.1 IP) and 1.14 WHIP in 14 starts after the All-Star break...**2015:** Made 15 starts for Rookie-Advanced Orem...**2014:** Struck out 29 batters in just 26.0 innings in nine appearances, four starts, with the AZL Angels...**2013:** Made his professional debut after signing with the Angels in December 2012...**Other:** Grew up with a single mother who encouraged him to play baseball...She passed away when he was 14 years old.

Year	Club	W-L	ERA	G	GS	CG	SHO	SV	IP	H	R	ER	HR	HB	BB	SO	WP	BK
2013	DSL Angels	3-3	1.64	22	2	0	0	1	44.0	33	10	8	1	3	12	38	2	1
2014	AZL Angels	2-1	4.85	9	4	0	0	1	26.0	34	15	14	1	1	5	29	3	0
2015	Orem	3-3	4.79	15	15	0	0	0	62.0	77	35	33	5	2	16	58	5	1
2016	Burlington	7-5	3.14	27	27	0	0	0	131.2	135	53	46	4	2	32	115	4	3
2017	Inland Empire	8-12	5.18	27	27	0	0	0	149.1	178	97	86	11	4	44	134	2	0
2018	Mobile	7-10	6.12	23	23	0	0	0	114.2	144	86	78	10	3	41	105	8	2
2019	Mobile	0-2	7.27	5	5	0	0	0	17.1	24	15	14	2	1	6	24	0	0
	Salt Lake	3-3	6.29	18	2	0	0	2	44.1	48	33	31	7	1	22	45	2	0
	Los Angeles-AL	0-1	2.75	9	1	0	0	0	19.2	17	6	6	5	0	11	13	1	0
2020	Los Angeles-AL	0-0	0.00	1	0	0	0	0	1.2	2	0	0	0	0	1	0	0	0
Minor Totals		33-39	4.73	146	105	0	0	4	589.1	673	344	310	41	17	178	548	26	7
Major Totals		0-1	2.53	10	1	0	0	0	21.1	19	6	6	5	0	12	13	1	0

RODRÍGUEZ, RAINIERY RIGHT-HANDED PITCHER

Bats: S **Throws:** R **Height:** 6-2 **Weight:** 170
Born: 8/28/00 in La Romana, Dominican Republic **Resides:** La Romana, Dominican Republic
Obtained: Signed by the Braves as a non-drafted free agent on April 27, 2018
Signed By: Jonathan Cruz

2019 Review: Made 15 appearances, five starts, with the DSL Braves and had a team most six wins...Also posted the lowest ERA on the club (1.79; min. 10.0 IP)...Was named the DSL Braves Pitcher of the Month for July after not allowing an earned run in 16.0 innings and striking out 14 over five games (one start).

Year	Club	W-L	ERA	G	GS	CG	SHO	SV	IP	H	R	ER	HR	HB	BB	SO	WP	BK
2018	DSL Braves	1-4	3.53	11	7	0	0	0	35.2	35	25	14	1	6	9	22	7	1
2019	DSL Braves	6-1	1.79	15	5	0	0	2	50.1	46	14	10	2	2	15	37	5	0
Minor Totals		7-5	2.51	26	12	0	0	2	86.0	81	39	24	3	8	24	59	12	1

RODRÍGUEZ, RICARDO CATCHER

Bats: R **Throws:** R **Height:** 5-10 **Weight:** 175
Born: 12/20/97 in Porlamar, Venezuela **Resides:** Pampatar, Venezuela
Obtained: Acquired by the Braves along with RHP Casey Kelly from the San Diego Padres in exchange for C Christian Bethancourt on December 10, 2015

2019 Review: Played the entire year with Single-A Rome...Posted single-season career bests in games played (67), runs (28), hits (57), doubles (12), RBI (32) and walks (15).

Year	Club	AVG	G	AB	R	H	2B	3B	HR	RBI	SH	SF	HP	BB	SO	SB-CS	OBP	SLG	E
2015	AZL Padres	.222	2	9	3	2	1	0	0	1	0	0	1	0	2	0-0	.300	.333	2
	DSL Padres	.270	28	100	15	27	5	0	2	14	0	1	3	8	11	1-0	.339	.380	6
2016	GCL Braves	.225	29	80	9	18	4	0	0	7	0	1	2	5	10	0-0	.284	.275	0
2017	GCL Braves	.238	29	105	8	25	6	1	1	12	0	3	1	3	11	0-0	.259	.343	1
2018	Danville	.228	36	136	20	31	6	1	2	16	0	3	7	10	25	0-1	.308	.331	2
2019	Rome	.238	67	240	28	57	12	0	0	32	1	3	5	15	50	1-0	.293	.288	3
Minor Totals		.239	191	670	83	160	34	2	5	82	1	11	19	41	109	2-1	.297	.318	14

SALINAS, ROYBER RIGHT-HANDED PITCHER

Bats: R **Throws:** R **Height:** 6-3 **Weight:** 205
Born: 4/10/01 in Guarenas, Venezuela **Resides:** Guarenas, Venezuela
Obtained: Signed by the Braves as a non-drafted free agent on October 9, 2018
Signed By: Carlos Sequera

Year	Club	W-L	ERA	G	GS	CG	SHO	SV	IP	H	R	ER	HR	HB	BB	SO	WP	BK
2019	DSL Braves	2-3	3.82	17	0	0	0	0	33.0	30	19	14	0	3	22	37	17	1

SAMUELSON, ANDY LEFT-HANDED PITCHER

Bats: L **Throws:** L **Height:** 6-4 **Weight:** 190
Born: 5/20/99 in La Porte, IN **Resides:** La Porte, IN
School: Wabash Valley College (IL)
Obtained: Selected by the Braves in the 12th round of the 2019 First-Year Player Draft
Signed By: Kevin Barry

Year	Club	W-L	ERA	G	GS	CG	SHO	SV	IP	H	R	ER	HR	HB	BB	SO	WP	BK
2019	GCL Braves	1-1	6.39	8	0	0	0	1	12.2	17	12	9	0	4	6	21	7	0

SANCHEZ, ANDRES RIGHT-HANDED PITCHER

Bats: R **Throws:** R **Height:** 6-2 **Weight:** 190
Born: 8/10/02 in Barcelona, Venezuela **Resides:** Barcelona, Venezuela
Obtained: Signed by the Braves as a non-drafted free agent on September 26, 2019
Signed By: Raphachel Colatosti

Year	Club	W-L	ERA	G	GS	CG	SHO	SV	IP	H	R	ER	HR	HB	BB	SO	WP	BK
2021 Will Be First Professional Season																		

SANTOS, LISANDRO LEFT-HANDED PITCHER

Bats: L **Throws:** L **Height:** 6-1 **Weight:** 170
Born: 7/24/98 in Santiago de los Caballeros, DR **Resides:** La Vega, DR
Obtained: Signed by the Braves as a non-drafted free agent on July 2, 2016

2019 Review: Went 4-2 with a 2.01 ERA (12 ER/53.2 IP) in a combined 12 appearances, 10 starts, between Rookie Advanced Danville and the DSL Braves...Struck over 55 in 53.2 innings, an average of 9.2 per 9.0 innings...**2018:** Split the campaign between the DSL and GCL Braves...Had a 4.20 ERA (23 ER/49.1 IP) with 49 strikeouts in 15 appearances, eight starts.

Year	Club	W-L	ERA	G	GS	CG	SHO	SV	IP	H	R	ER	HR	HB	BB	SO	WP	BK
2016	DSL Braves	0-1	0.00	4	0	0	0	0	6.2	5	4	0	0	1	2	4	3	0
2017	DSL Braves	2-0	3.00	20	0	0	0	1	30.0	29	18	10	0	5	18	35	4	1
2018	DSL Braves	1-1	2.77	4	1	0	0	0	13.0	9	7	4	0	1	9	12	3	1
	GCL Braves	0-3	4.71	11	7	0	0	0	36.1	38	24	19	0	3	23	37	6	0
2019	Danville	2-1	1.14	5	5	0	0	0	23.2	21	6	3	0	0	17	26	3	0
	DSL Braves	2-1	2.70	7	5	0	0	0	30.0	22	11	9	1	3	12	29	0	0
Minor Totals		7-7	2.90	51	18	0	0	1	139.2	124	70	45	1	13	81	143	19	2

SAUNDERS, GARRETT INFIELDER

Bats: R **Throws:** R **Height:** 6-0 **Weight:** 190
Born: 12/03/96 in Fairfield, IA **Resides:** Bonaparte, IA
School: Central College (IA)
Obtained: Signed by the Braves as a non-drafted free agent on June 21, 2019
Signed By: Kevin Barry

2019 Review: Signed with the Braves as a non-drafted free agent and hit .300 (21-for-70) in 26 games... Also drew 14 walks and posted a .438 on-base percentage, the highest on the team (min. 50 at-bats)... Hit .500 (6-for-12) against left-handers...**Amateur:** Attended Division III Central College in Iowa...Is the school's all-time doubles leader (48) and ranks second in hits (211)...Graduated with a biology degree.

Year	Club	AVG	G	AB	R	H	2B	3B	HR	RBI	SH	SF	HP	BB	SO	SB-CS	OBP	SLG	E
2019	Danville	.300	26	70	11	21	1	1	0	3	2	1	4	14	23	3-2	.438	.343	6

SCHWAB, DAVID LEFT-HANDED PITCHER

Bats: L **Throws:** L **Height:** 6-4 **Weight:** 230
Born: 1/27/97 in Overland Park, KS **Resides:** Smithville, MO
School: Missouri State University
Obtained: Selected by the Braves in the 37th round of the 2019 First-Year Player Draft
Signed By: Jon French

Year	Club	W-L	ERA	G	GS	CG	SHO	SV	IP	H	R	ER	HR	HB	BB	SO	WP	BK
2019	GCL Braves	0-1	3.68	11	1	0	0	0	22.0	26	12	9	1	0	11	20	2	0

SCHWARTZ, GARRISON OUTFIELDER

Bats: L **Throws:** L **Height:** 6-1 **Weight:** 210
Born: 1/22/96 in Chandler, AZ **Resides:** Tempe, AZ
School: Grand Canyon University (AZ)
Obtained: Selected by the Braves in the 16th round of the 2017 First-Year Player Draft

2019 Review: Played in 70 games between High-A Florida and Double-A Mississippi, slashing .195/.283/.260 (39-for-200) with two home runs, 16 RBI and 20 runs scored...Missed over six weeks of the season with a fractured left hand...**2018:** Batted .232 (91-for-393) over 117 games between Single-A Rome and High-A Florida...**2017:** Split his first professional campaign between Rookie Advanced Danville and High-A Florida, batting .267/.383/.495 with 25 runs, 14 extra-base hits and 15 RBI over 34 games...**Amateur:** Played three seasons at Grand Canyon University...Was the Western Athletic Conference Player of the Year in 2017 after batting .303 with a .503 slugging percentage...Was an All-WAC team selection in each of his three years.

Year	Club	AVG	G	AB	R	H	2B	3B	HR	RBI	SH	SF	HP	BB	SO	SB-CS	OBP	SLG	E
2017	Danville	.281	31	96	24	27	9	0	5	15	2	2	1	19	24	1-2	.398	.531	2
	Florida	.111	3	9	1	1	0	0	0	0	0	0	0	1	5	1-0	.200	.111	0
2018	Rome	.203	20	64	8	13	3	0	0	4	0	0	2	9	22	1-1	.320	.250	0
	Florida	.237	97	329	28	78	19	2	4	31	0	3	6	36	90	7-4	.321	.343	2
2019	Mississippi	.105	15	38	5	4	0	0	0	0	0	1	7	15	1-0	.261	.105	0	
	Florida	.216	55	162	15	35	7	0	2	16	2	1	1	16	51	0-2	.289	.296	0
Minor Totals		.226	221	698	81	158	38	2	11	66	4	6	11	88	207	11-9	.320	.334	4

SEGAL, ALEX LEFT-HANDED PITCHER

Bats: L **Throws:** L **Height:** 6-4 **Weight:** 200
Born: 3/18/98 in Scottsdale, AZ **Resides:** Scottsdale, AZ
School: Wichita State University (KS)
Obtained: Selected by the Braves in the 22nd round of the 2019 First-Year Player Draft

2019 Review: Spent his first professional season with Rookie Advanced Danville...Made a team-high 17 appearances, 16 of which were in relief...Also had a team-most four holds.

Year	Club	W-L	ERA	G	GS	CG	SHO	SV	IP	H	R	ER	HR	HB	BB	SO	WP	BK
2019	Danville	1-1	4.13	17	1	0	0	1	28.1	30	14	13	1	0	15	35	3	0

SEIPEL, ZACH RIGHT-HANDED PITCHER

Bats: R **Throws:** R **Height:** 6-3 **Weight:** 205
Born: 10/17/96 in St. Paul, MN **Resides:** Eagan, MN
School: University of Minnesota Crookston
Obtained: Selected by the Braves in the 27th round of the 2018 First-Year Player Draft

2019 Review: Made nine appearances, five starts, between Rookie Advanced Danville and the GCL Braves, going 2-4 with a 3.72 ERA (15 ER/36.1 IP), 14 walks and 37 strikeouts...Led the GCL club with 33 strikeouts, in 31.1 innings, an average of 9.5 per 9.0 innings...**Amateur:** Is the first player in University of Minnesota Crookston history to be selected in an MLB draft...Signed with Minnesota Crookston as a catcher.

Year	Club	W-L	ERA	G	GS	CG	SHO	SV	IP	H	R	ER	HR	HB	BB	SO	WP	BK
2018	Danville	3-0	2.63	15	0	0	0	3	24.0	19	8	7	0	1	15	30	8	0
2019	Danville	0-1	5.40	1	1	0	0	0	5.0	6	3	3	0	0	4	0	0	0
	GCL Braves	2-3	3.45	8	4	0	0	0	31.1	21	12	12	1	2	14	33	3	0
Minor Totals		5-4	3.28	24	5	0	0	3	60.1	46	23	22	1	3	29	67	11	0

SHEPHERD, CAM INFILDER

Bats: R **Throws:** R **Height:** 6-0 **Weight:** 190
Born: 9/28/97 in Lawrenceville, GA **Resides:** Duluth, GA
School: University of Georgia
Obtained: Signed by the Braves as a non-drafted free agent on June 15, 2020

Amateur: In four years at the University of Georgia, was the Bulldogs' starting shortstop in each of his 198 games with the program...Hit .261 with 45 doubles, five triples, 22 home runs, 119 RBI and 21 stolen bases...Posted a .970 fielding percentage in his career, the school record for a shortstop...In 2019, as a junior, set a single-season school record with a .987 fielding percentage, earning the ABCA/Rawlings Gold Glove Award as the nation's top defensive shortstop...Entering the 2020 draft, was ranked by *Baseball America* as the No. 298 prospect...Graduated from Peachtree Ridge High School...Hit .500 as a senior and was named a 2016 Rawlings/Perfect Game Second Team All-American...Has previously been drafted twice (Boston Red Sox, 29th round in 2016; Tampa Bay Rays, 20th round in 2019).

Year	Club	AVG	G	AB	R	H	2B	3B	HR	RBI	SH	SF	HP	BB	SO	SB-CS	OBP	SLG	E
2021 Will Be First Professional Season																			

SHUSTER, JARED LEFT-HANDED PITCHER

Bats: L **Throws:** L **Height:** 6-3 **Weight:** 205
Born: 8/3/98 in New Bedford, MA **Resides:** New Bedford, MA
School: Wake Forest University (NC)
Obtained: Selected by the Braves in the first round (25th overall) of the 2020 First-Year Player Draft

2020 Review: In his first professional season, was on Atlanta's initial 60-man player pool...Spent the season at the club's alternate training site...**Amateur:** In three seasons at Wake Forest, went 6-8 with a 6.17 ERA (88 ER/128.1 IP) in 41 appearances, 22 starts...Struck out 169 in 128.1 innings, including 98 over 68.0 innings in 2019, his sophomore season...His 12.4 strikeouts per 9.0 innings that season is the third-highest single-season total in program history...Following that 2019 campaign, pitched for the Orleans Firebirds of the Cape Cod League and went 4-0 with a 1.36 ERA to earn All-Star honors...Made seven starts, five of which were scoreless...In his final season with the Demon Deacons, 2020, served as the Saturday starter and posted a 3.76 ERA (11 ER/26.1 IP), striking out 43 batters and walking just four...Prior to attending Wake Forest, went to Tabor Academy in Marion, Mass...Was a two-way player...Batted .506 as a junior and .347 as a senior, combining to hit 10 home runs...Also played basketball.

Year	Club	W-L	ERA	G	GS	CG	SHO	SV	IP	H	R	ER	HR	HB	BB	SO	WP	BK	
2021 Will Be First Professional Season																			

SIERRA, OSIRIS LEFT-HANDED PITCHER

Bats: L **Throws:** L **Height:** 6-2 **Weight:** 145
Born: 2/9/00 in San Cristobal, Dominican Republic **Resides:** San Cristobal, Dominican Republic
Obtained: Signed by the Braves as a non-drafted free agent on July 6, 2018

Year	Club	W-L	ERA	G	GS	CG	SHO	SV	IP	H	R	ER	HR	HB	BB	SO	WP	BK
2019	DSL Braves	1-3	2.21	14	14	0	0	0	53.0	41	24	13	1	1	30	39	7	0

SMITH, WILMER INFILDER

Bats: L **Throws:** R **Height:** 6-0 **Weight:** 185
Born: 12/17/00 in San Pedro De Macoris, DR **Resides:** San Pedro De Macoris, DR
Obtained: Signed by the Braves as a non-drafted free agent on June 15, 2019

Year	Club	AVG	G	AB	R	H	2B	3B	HR	RBI	SH	SF	HP	BB	SO	SB-CS	OBP	SLG	E
2019	DSL Braves	.219	39	114	19	25	8	0	1	12	2	2	2	21	41	2-0	.345	.316	1

SNIDER, TRAVIS OUTFIELDER

Bats: L **Throws:** L **Height:** 6-0 **Weight:** 230
Born: 2/2/88 in Kirkland, WA **Resides:** Bothell, WA
School: Jackson (WA) HS
Obtained: Signed by the Braves as a minor-league free agent on February 22, 2021

2020 Review: Began the season in the Arizona Diamondbacks organization...Appeared in 16 spring games before being released in May...Signed a minor-league contract with the Miami Marlins in July...Spent a month at Miami's alternate training site...**2019:** Spent the entire season with Arizona's Triple-A affiliate Reno and had 37 extra-base hits (22 2B, 4 3B, 11 HR) in 93 games...**2018:** Did not appear in affiliated baseball...Played in 94 games with the independent Atlantic League's Long Island Ducks...The roster also featured former major leaguers Dioner Navarro and Emilo Bonifácio...**2017:** Split the season between the Texas Rangers and New York Mets organizations...Appeared in 100 games with Texas' Triple-A Round Rock, posting an .810 OPS...Traded to the Mets on 8/15...Played in 17 games with Triple-A Las Vegas to finish the season...**2016:** After signing a minor-league contract with Kansas City, spent the campaign with Triple-A Omaha...Released on 7/31 and did not play the rest of the season...**2015:** Began the season with the Baltimore Orioles and was the club's Opening Day starter in right field...Was with the major-league club until being released on 8/15...Signed with the Pittsburgh Pirates on 8/19...Appeared in 10 games with their Triple-A affiliate Indianapolis before having his contract purchased on 9/1...Spent the rest of the season with Pittsburgh...Made the Pirates' Wild Card Game roster...Had a pinch-hit single...**2014:** Set major-league career highs with Pittsburgh in games (140), at-bats (322), runs (37), hits (85), RBI (38) and walks (34)...Had 13 pinch hits and seven pinch-hit walks...Started for the Pirates in right field in the Wild Card Game and went 0-for-2...**2013:** Played in 121 games with the Pirates and had three pinch-hit home runs, the most by a Pirates player since Jeromy Burnitz in 2006...Was on the disabled list for over a month, 7/29-9/1, with discomfort in his left big toe...Had surgery on the toe after the season...Appeared in his first career postseason game in the Wild Card Game...Struck out as a pinch hitter...**2012:** Played in 121 games between the Toronto Blue Jays and Pirates organizations, 60 coming at the major-league level...Opened the season with Toronto's Triple-A Las Vegas...Had two separate trips to the disabled list with a sprained right wrist...Played five rehab games with High-A Dunedin...Called up to Toronto in late July...Played in 10 games before being traded to Pittsburgh on 7/31...Appeared in 50 games with the Pirates to finish the season...**2011:** Began the season with Toronto...Optioned to Las Vegas on 4/28...Recalled on 7/4 and spent a month with the Blue Jays before being optioned again on 8/4...Sidelined on 8/26 with tendinitis in his right wrist and missed the rest of the season...**2010:** Played 82 games with Toronto and set major-league career highs with 20 doubles and 14 home runs...Went on the disabled list on 5/15 with a right wrist injury and played in rehab games with the GCL Blue Jays, High-A Dunedin and Double-A New Hampshire...Activated on 7/17 and sent to New Hampshire...Recalled at the end of July...Had a career-best 12-game hitting streak from 9/14-30...**2009:** Split the season between Las Vegas and Toronto...Ranked among American League rookies in walks (29, 6th), home runs (9, T6th) and doubles (14, 9th)...Missed a month with back spasms...**2008:** Opened the season at High-A and made his major-league debut on 8/29...Doubled off the Yankees' Carl Pavano in his debut...Was 20 years, 209 days at the time his contract was selected, the second-youngest player in the majors behind L.A.'s Clayton Kershaw...Was an Eastern League Mid- and Post-Season All-Star with New Hampshire...**2007:** Named a Midwest League Mid- and Post-Season All-Star with Single-A Lansing...Led the league in doubles, extra-base hits, RBI and slugging percentage...Following the season, played for Scottsdale in the Arizona Fall League and was named to the Rising Stars All-Star Game...**2006:** In his first professional season, named the Appalachian League Player of the Year with Rookie-Advanced Pulaski...Got drafted by Toronto with the 14th overall pick...**Amateur:** Graduated from Jackson (WA) High School...Was the Washington Gatorade Player of the Year in 2006...Hit a school-record 11 home runs and led his team to a 27-0 record and a state championship.

MINOR LEAGUE PLAYERS

Year	Club	AVG	G	AB	R	H	2B	3B	HR	RBI	SH	SF	HP	BB	SO	SB-CS	OBP	SLG	E
2006	Pulaski	.325	54	194	36	63	12	1	11	41	0	2	0	30	47	6-3	.412	.567	3
2007	Lansing	.313	118	457	72	143	35	7	16	93	0	8	3	49	129	3-10	.377	.525	16
2008	Dunedin	.279	17	61	15	17	5	0	4	7	0	0	0	5	22	1-0	.333	.557	0
	N. Hampshire	.262	98	362	65	95	21	0	17	67	0	5	4	52	116	1-1	.357	.461	2
	Syracuse	.344	18	64	9	22	5	0	2	17	0	1	1	4	16	1-0	.386	.516	1
	Toronto	.301	24	73	9	22	6	0	2	13	0	2	0	5	23	0-0	.338	.466	0
2009	Las Vegas	.337	48	175	32	59	13	1	14	40	0	0	1	28	47	2-3	.431	.663	5
	Toronto	.241	77	241	34	58	14	1	9	29	2	1	3	29	78	1-1	.328	.419	4
2010	GCL Blue Jays	.286	4	14	2	4	0	0	0	1	0	1	0	0	1	1-1	.267	.286	0
	Dunedin	.000	1	4	0	0	0	0	0	0	0	0	0	0	2	0-0	.000	.000	0
	N. Hampshire	.296	20	81	14	24	5	0	5	17	0	2	0	2	21	3-1	.306	.543	0
	Toronto	.255	82	298	36	76	20	0	14	32	0	0	0	21	79	6-3	.304	.463	3
2011	Las Vegas	.327	61	248	47	81	22	2	4	42	0	1	3	25	44	12-1	.394	.480	5
	Toronto	.225	49	187	23	42	14	0	3	30	1	2	1	11	56	9-3	.269	.348	3
2012	Dunedin	.227	5	22	3	5	1	0	0	1	0	0	0	1	5	2-0	.261	.273	0
	Las Vegas	.335	56	209	49	70	16	0	13	56	0	3	0	34	42	2-4	.423	.598	1
	Toronto	.250	10	36	6	9	2	0	3	8	0	1	0	3	14	0-0	.300	.556	1
	Pittsburgh	.250	50	128	17	32	5	1	1	9	0	2	1	14	34	2-0	.324	.328	0
2013	Altoona	.333	2	6	1	2	0	0	0	0	0	0	0	0	0	0-0	.333	.333	0
	Indianapolis	.344	8	32	4	11	1	0	0	5	0	1	0	5	8	1-1	.421	.375	2
	Pittsburgh	.215	111	261	28	56	12	2	5	25	0	0	0	24	75	2-3	.281	.333	1
2014	Pittsburgh	.264	140	322	37	85	15	1	13	38	1	0	2	34	67	1-1	.338	.438	1
2015	Indianapolis	.314	10	35	5	11	1	0	1	4	0	1	0	4	3	0-0	.375	.429	0
	Baltimore	.237	69	211	23	50	9	2	3	20	0	0	2	23	56	1-0	.318	.341	1
	Pittsburgh	.192	18	26	1	5	3	0	1	8	0	0	0	3	10	0-0	.276	.423	0
2016	Omaha	.245	84	277	36	68	16	2	3	29	1	3	2	39	63	0-1	.340	.350	3
2017	Round Rock	.294	100	361	50	106	24	0	9	44	0	3	0	49	91	2-2	.375	.435	1
	Las Vegas	.308	17	65	9	20	2	1	1	8	0	0	0	7	15	0-1	.375	.415	0
2019	Reno	.294	93	310	45	91	22	4	11	41	0	1	1	56	84	3-2	.402	.497	4
Minor Totals		.300	814	2977	494	892	201	18	111	513	1	32	15	390	756	40-31	.380	.491	43
Major Totals		.244	630	1783	214	435	100	7	54	212	4	8	9	167	492	22-11	.311	.399	14

SOLANO, KEVIN RIGHT-HANDED PITCHER

Bats: R **Throws:** R **Height:** 6-2 **Weight:** 187
Born: 4/8/02 in Aguadulce, Panama **Resides:** Aguadulce, Panama
Obtained: Signed by the Braves as a non-drafted free agent on October 19, 2018
Signed By: Christopher Rove

Year	Club	W-L	ERA	G	GS	CG	SHO	SV	IP	H	R	ER	HR	HB	BB	SO	WP	BK
2019	DSL Braves	4-1	3.29	16	2	1	0	1	38.1	30	15	14	2	2	18	29	3	1

STALLINGS, MITCH LEFT-HANDED PITCHER

Bats: L **Throws:** L **Height:** 6-2 **Weight:** 160
Born: 6/30/95 in Atlanta, GA **Resides:** Atlanta, GA
School: Duke University (NC)
Obtained: Selected by the Braves in the 30th round of the 2018 First-Year Player Draft
Signed By: Billy Best

2019 Review: Made 14 appearances, 12 starts, between Rookie Advanced Danville and Single-A Rome, posting a 2.04 ERA (17 ER/75.0 IP), the best among qualified pitchers in the Braves system...Was named the Appalachian League Pitcher of the Year after leading the circuit in ERA (2.25), strikeouts (69) and WHIP (1.14) and placing third in innings pitched (56.0) and batting average against (.243)...Was also the Appalachian League Pitcher of the Week for the period of 6/24-30 (6.0 IP, 2 H, 0 R, 0 BB, 11 K)...Did not allow an earned run in two June starts, totaling 11.2 innings, and was named Danville's Pitcher of the Month...**2018:** Pitched in 12 games, making two starts, between Rookie Advanced Danville and the GCL Braves, going 1-0 with a 4.18 ERA (13 ER/28.0 IP), five walks, 33 strikeouts and two saves...**Amateur:** Playing for Duke University, was named to the 2018 Athens Regional All-Tournament Team after throwing 11.1 innings, including 7.0 in the clinching victory against Georgia that helped the Blue Devils advance to the program's first Super Regional.

Year	Club	W-L	ERA	G	GS	CG	SHO	SV	IP	H	R	ER	HR	HB	BB	SO	WP	BK
2018	GCL Braves	0-0	4.50	5	2	0	0	1	12.0	10	7	6	0	0	2	15	2	1
	Danville	1-0	3.94	7	0	0	0	1	16.0	23	10	7	0	1	3	18	2	0
2019	Rome	3-0	1.42	3	3	0	0	0	19.0	17	3	3	0	0	5	10	3	0
	Danville	3-5	2.25	11	9	0	0	0	56.0	53	22	14	0	0	11	69	4	0
Minor Totals		7-5	2.62	26	14	0	0	2	103.0	103	42	30	0	1	21	112	11	1

STEPHENS, LONDON *OUTFIELDER*

Bats: R **Throws:** R **Height:** 6-2 **Weight:** 210
Born: 3/15/98 in Hamilton, OH **Resides:** Hamilton, OH
School: University of Miami (OH)
Obtained: Signed by the Braves as a non-drafted free agent on June 15, 2020
Signed By: Jeremy Gordon

Amateur: In his four years at Miami (OH), hit .301, finishing his career third in school history in doubles (53) and 10th in RBI (136, tied) and triples (11, tied)...In his final full season with the RedHawks, 2019, earned a First-Team All-Mid-American Conference selection, batting .310 with a team-most 46 RBI...Graduated from Hamilton (OH) High School, where he played four years of baseball, two years of basketball and was named to the conference's All-Academic Team four times...Majored in finance at Miami...**Other:** Played in the 2010 Little League World Series with Hamilton Little League.

Year	Club	AVG	G	AB	R	H	2B	3B	HR	RBI	SH	SF	HP	BB	SO	SB-CS	OBP	SLG	E
2021 Will Be First Professional Season																			

STEVENS, ELIEZEL *INFIELDER*

Bats: L **Throws:** R **Height:** 6-0 **Weight:** 185
Born: 10/8/00 in San Pedro De Macoris, DR **Resides:** San Pedro De Macoris, DR
Obtained: Signed by the Braves as a non-drafted free agent on July 2, 2017
Signed By: Jonathan Cruz

Year	Club	AVG	G	AB	R	H	2B	3B	HR	RBI	SH	SF	HP	BB	SO	SB-CS	OBP	SLG	E
2018	DSL Braves	.214	52	173	27	37	11	2	2	20	0	3	3	34	65	11-5	.347	.335	13
2019	GCL Braves	.238	37	130	9	31	6	0	2	19	0	2	0	9	44	7-2	.284	.331	7
Minor Totals		.224	89	303	36	68	17	2	4	39	0	5	3	43	109	18-7	.322	.333	20

STRIDER, SPENCER *RIGHT-HANDED PITCHER*

Bats: R **Throws:** R **Height:** 6-0 **Weight:** 205
Born: 10/28/98 in Columbus, OH **Resides:** Knoxville, TN
School: Clemson University (SC)
Obtained: Selected by the Braves in the fourth round (126th overall) of the 2020 First-Year Player Draft
Signed By: William Best

2020 Review: In his first professional season, was added to Atlanta's 60-man player pool on August 17... Spent the rest of the season at the club's alternate training site...**Amateur:** In three seasons with Clemson, went 5-2 with a 4.71 ERA (33 ER/63.0 IP) in 26 appearances, 10 starts...Struck out 89, an average of 12.7 per 9.0 innings...He missed the entire 2019 season after undergoing Tommy John surgery that February... He returned in 2020 and made a team-most four starts, allowing six runs in 12.0 innings (4.50 ERA) with 19 strikeouts...In his first season with the Tigers, 2018, was a *Collegiate Baseball* Freshman All-American, striking out 70 in 51.0 innings...Was a three-time ACC Academic Honor Roll member...Majored in political science...Before joining Clemson, attended the Christian Academy of Knoxville...He was Tennessee's Gatorade Player of the Year and Mr. Baseball as a senior, 2017...Drafted by the Cleveland Indians in the 35th round that year...**Other:** Grew up idolizing Corey Kluber.

Year	Club	W-L	ERA	G	GS	CG	SHO	SV	IP	H	R	ER	HR	HB	BB	SO	WP	BK
2021 Will Be First Professional Season																		

TAVAREZ, AMBIDRIS *INFIELDER*

Bats: R **Throws:** R **Height:** 6-0 **Weight:** 170
Born: 11/12/03 in San Cristobal, Dominican Republic **Resides:** San Cristobal, Dominican Republic
Obtained: Signed by the Braves as a non-drafted free agent on January 15, 2021

Amateur: Ranked by *Baseball America* as the 25th-best player of the 2020-21 international prospect class...Signed for \$1,500,000.

Year	Club	AVG	G	AB	R	H	2B	3B	HR	RBI	SH	SF	HP	BB	SO	SB-CS	OBP	SLG	E
2021 Will Be First Professional Season																			

THEN, ALEXANDER INFIELDER

Bats: S **Throws:** R **Height:** 5-11 **Weight:** 156
Born: 12/11/01 in Santiago de los Caballeros, DR **Resides:** San Ignacio de Sabaneta, DR
Obtained: Signed by the Braves as a non-drafted free agent on July 6, 2018
Signed By: Carlos Sequera

Year	Club	AVG	G	AB	R	H	2B	3B	HR	RBI	SH	SF	HP	BB	SO	SB-CS	OBP	SLG	E
2019	DSL Braves	.204	59	191	32	39	6	1	0	18	2	1	3	15	66	8-5	.271	.246	12

THOMPSON, BEN RIGHT-HANDED PITCHER

Bats: R **Throws:** R **Height:** 6-5 **Weight:** 225
Born: 12/21/97 in Auckland, New Zealand **Resides:** Gilbert, AZ
School: Chandler Gilbert CC (AZ)
Obtained: Selected by the Braves in the 28th round of the 2019 First-Year Player Draft
Signed By: Ricky Wilson

Other: Born in New Zealand and attended junior college in Arizona...Is the third New Zealand-born player to be selected in Major League Baseball's First-Year Player Draft.

Year	Club	W-L	ERA	G	GS	CG	SHO	SV	IP	H	R	ER	HR	HB	BB	SO	WP	BK
2019	GCL Braves	0-0	1.93	2	1	0	0	0	4.2	2	1	1	0	0	1	4	1	0

UNROE, RILEY INFIELDER

Bats: S **Throws:** R **Height:** 5-11 **Weight:** 180
Born: 8/3/95 in New Orleans, LA **Resides:** Mesa, AZ
School: Desert Ridge (AZ) HS
Obtained: Selected by the Braves from the Los Angeles Angels in the minor-league phase of the 2018 Rule 5 Draft on December 13, 2018

2020 Review: Received a non-roster invitation to Atlanta's Spring Training...Played in 14 games and went 4-for-18 (.222) with one double, one home run and two RBI...Appeared in six games at third base, five at second base, and one at shortstop...**2019:** In his first year in the Braves organization, split the season between High-A Florida, Double-A Mississippi and Triple-A Gwinnett, slashing .281/.361/.403 (126-for-449) with nine home runs, 60 RBI, 59 runs scored and 14 stolen bases in 128 games...Posted single-season career highs in games played (128), runs scored (59), hits (126), doubles (22), home runs (9), RBI (60), walks (53, tied) and slugging percentage (.403)...His 126 hits were tied for sixth most in the Atlanta system...His 53 walks were seventh most...Named a Florida State League Mid-Season All-Star with the Fire Frogs...**2018:** Played his first season with the Angels after Los Angeles selected him from Tampa Bay in the 2017 Rule 5 Draft...Split the season between Double-A Mobile and Triple-A Salt Lake, combining to hit .228 (83-for-364) in 112 games...**2017:** Appeared in 95 games between Double-A Montgomery and High-A Charlotte in the Rays system...**2016:** Named a Florida State League Mid-Season All-Star after spending the entire season with High-A Charlotte...Started at second base for the South All-Stars (0-for-2, BB)...Hit .256 (55-for-215) in 57 games before the break...**2015:** Appeared in 116 games with Single-A Bowling Green, and was named an Organizational All-Star by MiLB.com...**2014:** Played his first full professional season with rookie-level Princeton...**2013:** Appeared in 46 games with the GCL Rays after Tampa Bay selected him in the second round (60th overall) of the First-Year Player Draft...**Amateur:** Attended Desert Ridge High School in Mesa, Ariz...Turned down a scholarship to the University of Southern California to sign with Tampa Bay...**Other:** Is the son of Tim Unroe, who played in parts of five major-league seasons, including a four-game stint with Atlanta in 2000.

Year	Club	AVG	G	AB	R	H	2B	3B	HR	RBI	SH	SF	HP	BB	SO	SB-CS	OBP	SLG	E
2013	GCL Rays	.246	46	167	34	41	7	3	1	15	0	0	2	33	43	7-2	.376	.341	8
2014	Princeton	.226	61	243	32	55	11	2	3	19	0	1	3	29	47	7-5	.315	.325	10
2015	Bowling Green	.255	116	439	45	112	13	2	4	35	5	4	2	51	99	13-9	.333	.321	11
2016	Charlotte	.220	105	369	42	81	12	3	4	31	8	5	4	47	91	18-10	.311	.301	11
2017	Montgomery	.224	75	245	33	55	10	3	2	30	7	3	2	41	69	6-5	.337	.314	8
	Charlotte	.141	20	71	8	10	3	1	1	2	2	0	1	7	25	3-0	.228	.254	3
2018	Mobile	.226	106	345	45	78	9	2	4	42	1	2	2	52	96	10-9	.329	.299	20
	Salt Lake	.263	6	19	1	5	2	0	0	1	0	0	0	1	5	1-0	.300	.368	0
2019	Florida	.304	38	138	25	42	9	1	3	20	0	1	3	20	34	4-2	.401	.449	5
	Mississippi	.285	77	270	27	77	12	2	5	37	3	2	2	26	61	9-2	.350	.400	9
	Gwinnett	.171	13	41	7	7	1	0	1	3	0	0	0	7	11	1-1	.292	.268	1
Minor Totals		.240	663	2347	299	563	89	19	28	235	26	18	21	314	581	79-45	.333	.330	86

VALDÉS, JAVIER CATCHER

Bats: R **Throws:** R **Height:** 5-10 **Weight:** 195
Born: 11/19/98 in Miami, FL **Resides:** Miami, FL
School: Florida International University
Obtained: Selected by the Braves in the 21st round of the 2019 First-Year Player Draft

Year	Club	AVG	G	AB	R	H	2B	3B	HR	RBI	SH	SF	HP	BB	SO	SB-CS	OBP	SLG	E
2019	GCL Braves	.088	23	57	3	5	2	0	0	3	2	0	3	11	13	1-0	.268	.123	2

VARGAS, LUIS RIGHT-HANDED PITCHER

Bats: R **Throws:** R **Height:** 5-11 **Weight:** 196
Born: 5/2/02 in Esperanza, Dominican Republic **Resides:** Esperanza, Dominican Republic
Obtained: Signed by the Braves as a non-drafted free agent on July 6, 2018
Signed By: Carlos Sequera

Year	Club	W-L	ERA	G	GS	CG	SHO	SV	IP	H	R	ER	HR	HB	BB	SO	WP	BK
2019	DSL Braves	2-2	3.68	15	0	0	0	0	22.0	13	10	9	0	3	13	18	5	2

VÁSQUEZ, BRAULIO INFILDER

Bats: S **Throws:** R **Height:** 6-0 **Weight:** 170
Born: 4/13/99 in Santo Domingo Centro, DR **Resides:** San Pedro De Macoris, DR
Obtained: Signed by the Braves as a non-drafted free agent on July 2, 2016
Signed By: Jonathan Cruz

2019 Review: Spent the year with Single-A Rome and played in a single-season career most 52 games... Had two separate stints on the injured list, first from 5/15-7/5 (fractured right ring finger) and then from 8/23 through the end of the season (fractured right index finger).

Year	Club	AVG	G	AB	R	H	2B	3B	HR	RBI	SH	SF	HP	BB	SO	SB-CS	OBP	SLG	E
2016	DSL Braves	.333	28	99	14	33	2	1	0	6	0	0	3	11	22	11-6	.416	.374	17
2017	GCL Braves	.270	47	152	22	41	3	3	0	16	1	1	4	21	36	12-3	.371	.329	19
2018	GCL Braves	.269	45	167	31	45	7	2	4	20	0	3	1	12	40	5-6	.317	.407	9
2019	Rome	.209	52	153	25	32	4	1	1	13	4	1	5	20	56	2-2	.318	.268	11
Minor Totals		.264	172	571	92	151	16	7	5	55	5	5	13	64	154	30-17	.349	.343	56

VIDAL, FRANKELVIN RIGHT-HANDED PITCHER

Bats: R **Throws:** R **Height:** 5-11 **Weight:** 201
Born: 4/22/02 in Santo Domingo, DR **Resides:** Santo Domingo, DR
Obtained: Signed by the Braves as a non-drafted free agent on July 6, 2018
Signed By: Jonathan Cruz

Year	Club	W-L	ERA	G	GS	CG	SHO	SV	IP	H	R	ER	HR	HB	BB	SO	WP	BK
2019	DSL Braves	3-2	2.38	15	0	0	0	1	22.2	18	9	6	0	0	18	22	6	0

VINES, DARIUS RIGHT-HANDED PITCHER

Bats: S **Throws:** R **Height:** 6-1 **Weight:** 195
Born: 4/30/98 in Oxnard, CA **Resides:** Port Hueneme, CA
School: California State University at Bakersfield
Obtained: Selected by the Braves in the seventh round (217th overall) of the 2019 First-Year Player Draft
Signed By: Kevin Martin

2019 Review: In his first professional season, pitched a combined 12 games, 11 starts, for Rookie Advanced Danville (11 G) and the GCL Braves (1 G), going 0-5 with a 6.68 ERA (24 ER/32.1 IP), 10 walks and 35 strikeouts...**Amateur:** Began his collegiate career at Yavapai junior college in Prescott, Ariz...Transferred to CSU Bakersfield and played one season for the Roadrunners...Is the highest drafted player in school history.

Year	Club	W-L	ERA	G	GS	CG	SHO	SV	IP	H	R	ER	HR	HB	BB	SO	WP	BK
2019	Danville	0-4	6.61	11	11	0	0	0	31.1	38	23	23	4	1	10	33	3	2
	GCL Braves	0-1	9.00	1	0	0	0	0	1.0	1	1	1	0	0	2	0	0	0
Minor Totals		0-5	6.68	12	11	0	0	0	32.1	39	24	24	4	1	10	35	3	2

WELLS, KENNY RIGHT-HANDED PITCHER

Bats: R **Throws:** R **Height:** 6-1 **Weight:** 190
Born: 4/4/98 in Akron, OH **Resides:** Lodi, OH
School: Seton Hill University (PA)
Obtained: Signed by the Braves as a non-drafted free agent on July 4, 2019
Signed By: Alan Sandberg

Year	Club	W-L	ERA	G	GS	CG	SHO	SV	IP	H	R	ER	HR	HB	BB	SO	WP	BK
2019	Danville	0-0	4.86	13	0	0	0	1	16.2	11	10	9	1	1	14	24	6	0

WHITE, BRANDON RIGHT-HANDED PITCHER

Bats: R **Throws:** R **Height:** 6-2 **Weight:** 215
Born: 12/21/94 in Columbia, SC **Resides:** Chapin, SC
School: Lander (SC) University
Obtained: Selected by the Braves in the 12th round of the 2016 First-Year Player Draft
Signed By: Billy Best

2019 Review: Made 34 relief appearances between High-A Florida (33 G) and Double-A Mississippi (1 G), going 3-5 with a 1.35 ERA (8 ER/53.1 IP), 27 walks and 61 strikeouts...Posted the lowest ERA on the Fire Frogs (1.40; min. 15.0 IP)...Also led the club in games finished (26) and tied for second in saves (4)...Named a Florida State League Mid-Season All-Star...Had a 0.89 ERA (3 ER/30.1 IP) with 12 walks and 32 strikeouts prior to the break...Tabbed by the organization as Florida's Pitcher of the Month for May (1.54 ER, 2 ER/11.2 IP, 4 BB, 13 K, 7 G)...**2018:** Split his second consecutive season between Single-A Rome and High-A Florida, going 3-6 with a 3.68 ERA (24 ER/58.2 IP)...Ranked tied for third in the system with 11 saves...Named Rome's Pitcher of the Month for June after going 2-0 with a 0.90 ERA and one save in 10.0 innings...**2017:** Appeared in 36 games between Rome and Florida, combining to go 2-1 with a 2.56 ERA (16 ER/56.1 IP), 51 strikeouts and 10 saves...Paced all Atlanta farmhands with 10 saves, and ranked ninth among relief prospects (min. 30.0 IP) with a 2.56 ERA...Named a South Atlantic League Mid-Season All-Star after going 1-0 with a 1.67 ERA and eight saves in 20 appearances over the season's first half...**Amateur:** Pitched for three seasons at Lander University in Greenwood, S.C....Holds school records in appearances (73) and saves (27)...Set the single-season program record in 2016 with 14 saves.

Year	Club	W-L	ERA	G	GS	CG	SHO	SV	IP	H	R	ER	HR	HB	BB	SO	WP	BK
2016	Danville	2-2	2.30	15	0	0	0	7	15.2	11	5	4	1	2	5	24	1	0
2017	Rome	2-0	1.82	25	0	0	0	10	39.2	36	13	8	1	2	10	37	6	0
	Florida	0-1	4.32	11	0	0	0	0	16.2	15	10	8	2	0	7	14	1	0
2018	Rome	2-3	1.23	25	0	0	0	9	36.2	22	12	5	0	2	9	40	4	0
	Florida	1-3	7.77	16	0	0	0	2	22.0	30	24	19	3	3	15	14	2	1
2019	Mississippi	0-0	0.00	1	0	0	0	0	2.0	1	0	0	0	1	1	2	1	0
	Florida	3-5	1.40	33	0	0	0	4	51.1	44	16	8	1	4	26	59	7	0
Minor Totals		10-14	2.54	126	0	0	0	32	184.0	159	80	52	8	14	73	190	22	1

WILLIAMS, PEYTON RIGHT-HANDED PITCHER

Bats: R **Throws:** R **Height:** 6-2 **Weight:** 205
Born: 5/6/98 in Chapel Hill, NC **Resides:** Biscoe, NC
School: Catawba College (NC)
Obtained: Selected by the Braves in the 20th round of the 2019 First-Year Player Draft
Signed By: Billy Best

2019 Review: After getting drafted by the Braves in June, made 13 appearances, four starts, between Rookie Advanced Danville (12 G) and the GCL Braves (1 G), going 2-3 with a 6.23 ERA (18 ER/26.0 IP), 10 walks and 24 strikeouts...Was named Danville's Pitcher of the Month for August after allowing three earned runs in 13.2 innings (1.98 ERA) with four walks and 12 strikeouts in six relief appearances.

Year	Club	W-L	ERA	G	GS	CG	SHO	SV	IP	H	R	ER	HR	HB	BB	SO	WP	BK
2019	Danville	2-3	6.38	12	3	0	0	0	24.0	22	19	17	4	2	9	21	3	0
	GCL Braves	0-0	4.50	1	1	0	0	0	2.0	2	1	1	0	0	1	3	0	0
Minor Totals		2-3	6.23	13	4	0	0	0	26.0	24	20	18	4	2	10	24	3	0

WILSON, BROOKS RIGHT-HANDED PITCHER

Bats: L **Throws:** R **Height:** 6-2 **Weight:** 205
Born: 3/15/96 in Lakeland, FL **Resides:** Lakeland, FL
School: Stetson University (FL)
Obtained: Selected by the Braves in the seventh round (202nd overall) of the 2018 First-Year Player Draft
Signed By: Justin Clark

2019 Review: Made 24 appearances, 11 starts, all with High-A Florida...Went 3-3 with a 2.60 ERA (18 ER/62.1 IP), 16 walks and 56 strikeouts in his starts...Posted a 2.16 ERA (6 ER/25.0 IP) as a reliever...**2018:** Began his professional career by making 17 relief appearances between Rookie Advanced Danville and Single-A Rome, registering a 1.30 ERA (4 ER/27.2 IP) with nine walks and 25 strikeouts...**Amateur:** Attended Stetson University...Worked as a starter for the first three years before becoming the team's closer in his senior season...Had 20 saves in 32 total appearances in 2018, the most saves in a single season in school history, earning Atlantic Sun Player of the Year honors...Was also a *Baseball America* First Team All-American that season...Finished his collegiate career with 309 strikeouts, fourth most in school history.

Year	Club	W-L	ERA	G	GS	CG	SHO	SV	IP	H	R	ER	HR	HB	BB	SO	WP	BK
2018	Rome	1-1	1.00	7	0	0	0	0	9.0	7	2	1	1	1	3	8	1	0
	Danville	2-1	1.45	10	0	0	0	1	18.2	13	4	3	2	0	6	17	3	0
2019	Florida	4-3	2.47	24	11	1	0	0	87.1	80	31	24	2	2	25	73	10	0
Minor Totals		7-5	2.19	41	11	1	0	1	115.0	100	37	28	5	3	34	98	14	0

WITHROW, MATT RIGHT-HANDED PITCHER

Bats: R **Throws:** R **Height:** 6-4 **Weight:** 235
Born: 9/23/93 in Odessa, TX **Resides:** Odessa, TX
School: Texas Tech University
Obtained: Selected by the Braves in the sixth round (180th overall) of the 2015 First-Year Player Draft
Signed By: Nate Dion

2019 Review: Combined to make 19 appearances, 10 starts, between High-A Florida and the GCL Braves, going 4-4 with a 4.02 ERA (21 ER/47.0 IP), 22 walks and 51 strikeouts...Missed the first month of the season recovering from a 2018 season-ending injury...Went back on the injured list on 6/30 with right knee bursitis, and missed over a month...Made four rehab appearances with GCL...With the Fire Frogs, held opponents to a .206 average, including a .156 mark (10-for-64) to left-handers...**2018:** Placed on Double-A Mississippi's disabled list on 4/5 and missed the entire season with right shoulder impingement syndrome...**2017:** Made 18 appearances (15 starts) between Mississippi (AA), the GCL Braves and Florida (High-A), combining to go 1-4 with a 3.73 ERA (33 ER/79.2 IP) and 70 strikeouts...Opened the season with Mississippi and made 10 starts before going on the seven-day disabled list (right ankle contusion) on 6/6...**2016:** Played the entirety of his second professional season with Single-A Carolina and earned the Mudcats' Pitcher of the Year honors from the organization...Paced Carolina in wins (9) and led all Mudcats starters with a 3.80 ERA, while his 131 strikeouts on the season were second most in the Carolina League and fifth most among Braves farmhands...Also ended his season in the Top 10 among Atlanta prospects in wins (T3rd, 9) and starter's ERA (8th, 3.80)...**Other:** Brother of former major-league reliever Chris Withrow (LAD - 2013-14; ATL - 2016).

Year	Club	W-L	ERA	G	GS	CG	SHO	SV	IP	H	R	ER	HR	HB	BB	SO	WP	BK
2015	Danville	0-4	3.56	13	13	0	0	0	48.0	48	24	19	2	4	16	35	5	0
2016	Carolina	9-6	3.80	25	24	0	0	0	120.2	100	60	51	11	9	68	131	8	0
2017	Mississippi	1-3	4.47	10	10	0	0	0	48.1	39	26	24	8	2	22	44	2	2
	GCL Braves	0-0	0.00	2	1	0	0	0	5.0	1	0	0	0	3	0	5	0	0
2018	Florida	0-1	3.08	6	4	0	0	0	26.1	21	9	9	1	1	9	21	1	0
									Injured - Did Not Play									
2019	Florida	3-3	3.29	15	9	0	0	0	38.1	28	15	14	1	3	20	42	3	0
	GCL Braves	1-1	7.27	4	1	0	0	0	8.2	13	13	7	1	1	2	9	0	0
Minor Totals		14-18	3.78	75	62	0	0	0	295.1	250	147	124	24	23	137	287	19	2

WORKINGER, ETHAN *OUTFIELDER*

Bats: R **Throws:** R **Height:** 6-3 **Weight:** 185
Born: 10/19/01 in Oceanside, CA **Resides:** Encinitas, CA
School: San Diego City CC (CA)
Obtained: Signed by the Braves as a non-drafted free agent on June 22, 2020
Signed By: Daniel Cox

Amateur: Played one season with San Diego City Community College and batted .387 (29-for-75) in 19 games, leading the team in hits (29), triples (5) and RBI (24)...Also hit six doubles and scored 19 runs...Went to high school at California Connections Academy in San Juan Capistrano, between San Diego and Los Angeles.

Year	Club	AVG	G	AB	R	H	2B	3B	HR	RBI	SH	SF	HP	BB	SO	SB-CS	OBP	SLG	E
2021 Will Be First Professional Season																			

YEAGER, JUSTIN *RIGHT-HANDED PITCHER*

Bats: L **Throws:** R **Height:** 6-4 **Weight:** 210
Born: 1/20/98 in Woodridge, IL **Resides:** Plainfield, IL
School: Southern Illinois University
Obtained: Selected by the Braves in the 33rd round of the 2019 First-Year Player Draft
Signed By: Kevin Barry

2019 Review: Combined to make 15 appearances between Rookie Advanced Danville (14 G) and the GCL Braves (1 G) in his first professional campaign...Went 2-2 with a 3.91 ERA (11 ER/25.1 IP), 15 walks, 37 strikeouts and two saves...**Amateur:** Played three seasons at Southern Illinois University...In his final two years, allowed just five total extra-base hits (four doubles, one home run)...His slugging percentage against was the 11th lowest in the nation in 2018 and ninth lowest in 2019.

Year	Club	W-L	ERA	G	GS	CG	SHO	SV	IP	H	R	ER	HR	HB	BB	SO	WP	BK
2019	Danville	2-2	4.24	14	0	0	0	2	23.1	23	12	11	3	1	14	34	4	0
	GCL Braves	0-0	0.00	1	0	0	0	0	2.0	1	0	0	0	1	3	0	0	
Minor Totals		2-2	3.91	15	0	0	0	2	25.1	24	12	11	3	1	15	37	4	0

MLB.COM'S TOP 10 BRAVES PROSPECTS

No.	Player (age entering 2021 season)	Position	2020 Club(s)
No. 1	Cristian Pache (22)	Outfielder	Atlanta/Alt. Training Site
No. 2	Ian Anderson (22)	Right-Handed Pitcher	Atlanta/Alt. Training Site
No. 3	Drew Waters (22)	Outfielder	Alt. Training Site
No. 4	Shea Langeliers (23)	Catcher	Alt. Training Site
No. 5	Braden Shewmake (23)	Infielder	Alt. Training Site
No. 6	Kyle Muller (23)	Left-Handed Pitcher	Alt. Training Site
No. 7	William Contreras (23)	Catcher	Atlanta/Alt. Training Site
No. 8	Jared Shuster (22)	Left-Handed Pitcher	Alt. Training Site
No. 9	Tucker Davidson (25)	Left-Handed Pitcher	Atlanta/Alt. Training Site
No. 10	Jasseel De La Cruz (23)	Right-Handed Pitcher	Atlanta/Alt. Training Site

BASEBALL AMERICA'S TOP 10 BRAVES PROSPECTS

No.	Player (age entering 2021 season)	Position	2020 Club(s)
No. 1	Cristian Pache (22)	Outfielder	Atlanta/Alt. Training Site
No. 2	Ian Anderson (22)	Right-Handed Pitcher	Atlanta/Alt. Training Site
No. 3	Drew Waters (22)	Outfielder	Alt. Training Site
No. 4	Shea Langeliers (23)	Catcher	Alt. Training Site
No. 5	Bryse Wilson (23)	Right-Handed Pitcher	Atlanta/Alt. Training Site
No. 6	William Contreras (23)	Catcher	Atlanta/Alt. Training Site
No. 7	Kyle Muller (23)	Left-Handed Pitcher	Alt. Training Site
No. 8	Braden Shewmake (23)	Infielder	Alt. Training Site
No. 9	Jared Shuster (22)	Left-Handed Pitcher	Alt. Training Site
No. 10	Tucker Davidson (25)	Left-Handed Pitcher	Atlanta/Alt. Training Site



**LIVE LOOK-INS AND ANALYSIS
ON MLB TONIGHT™**

LIVE GAMES EVERY WEEK



GO TO MLBNETWORK.COM FOR CHANNEL NUMBER.
© 2017 MAJOR LEAGUE BASEBALL PROPERTIES, INC. ALL RIGHTS RESERVED.

2019 BRAVES MINOR LEAGUE BATTING LEADERS

BATTING AVERAGE

1. Bryce Ball.....	.329
2. Trey Harris.....	.323
3. Ryan LaMarre.....	.311
4. Drew Waters.....	.309
5. Deivi Estrada.....	.307
6. Braden Shewmake.....	.300
7. Tyler Neslony.....	.292
8. Austin Riley.....	.288
9. Travis Demeritte.....	.286
10. Rafael Ortega.....	.285

DOUBLES

1. Drew Waters.....	40
2. Cristian Pache.....	36
3. Rafael Ortega.....	34
4. Travis Demeritte.....	28
T5. Trey Harris.....	26
Drew Lugbauer.....	26
7. Ryan LaMarre.....	24
T8. Andres Blanco.....	23
Greg Cullen.....	23
T10. Two tied.....	22

RUNS BATTED IN

1. Adam Duvall.....	93
T2. Ryan Casteel.....	73
Travis Demeritte.....	73
Trey Harris.....	73
5. Pedro Florimon.....	68
6. Alex Jackson.....	65
T7. Andres Blanco.....	61
Sean Kazmar Jr.....	61
Cristian Pache.....	61
10. Two tied.....	60

Minimum 200 plate appearances

RUNS

1. Justin Dean.....	85
2. Rafael Ortega.....	83
T3. Greg Cullen.....	80
Drew Waters.....	80
5. Andres Blanco.....	78
6. Adam Duvall.....	74
7. Trey Harris.....	73
8. Travis Demeritte.....	68
9. Cristian Pache.....	63
T10. Two tied.....	62

TRIPLES

T1. Justin Dean.....	9
Cristian Pache.....	9
Drew Waters.....	9
4. Ryan LaMarre.....	7
T5. Jeremy Fernandez.....	7
Trey Harris.....	7
7. Greg Cullen.....	6
8. Shean Michel.....	5
9. Seven tied.....	4

OPS

1. Bryce Ball.....	1.023
2. Adam Duvall.....	.965
3. Austin Riley.....	.961
4. Travis Demeritte.....	.944
5. Rafael Ortega.....	.898
6. Trey Harris.....	.887
7. Ryan LaMarre.....	.857
8. Alex Jackson.....	.846
9. Tyler Neslony.....	.827
10. Drew Waters.....	.819

HITS

1. Drew Waters.....	163
2. Trey Harris.....	152
3. Riley Delgado.....	144
4. Cristian Pache.....	135
5. Greg Cullen.....	127
T6. Ryan LaMarre.....	126
Riley Unroe.....	126
8. Rafael Ortega.....	123
9. Justin Dean.....	122
10. Andres Blanco.....	119

HOME RUNS

1. Adam Duvall.....	32
2. Alex Jackson.....	28
T3. Ryan Casteel.....	21
Rafael Ortega.....	21
5. Travis Demeritte.....	20
6. Andres Blanco.....	19
7. Bryce Ball.....	17
8. Drew Lugbauer.....	16
9. Austin Riley.....	15

STOLEN BASES

1. Justin Dean.....	47
2. Ray-Patrick Didder.....	28
3. Geraldo Quintero.....	21
4. Ryan LaMarre.....	19
5. José Dilone.....	18
6. Drew Waters.....	16
T7. Jose Bermudez.....	15
Andrew Mortiz.....	15
9. Three tied.....	14

2020 FIRST-YEAR DRAFT

Rd	Name	Position	Pick #	Height	Weight	DOB	School
1	Jared Shuster	LHP	25	6'3"	210	August 3, 1998	Wake Forest University
3	Jesse Franklin	OF	97	6'1"	215	December 1, 1998	University of Michigan
4	Spencer Strider	RHP	126	6'0"	195	October 28, 1998	Clemson University
5	Bryce Elder	RHP	156	6'2"	220	May 19, 1999	University of Texas

****Bold indicates signed**

2019 BRAVES MINOR LEAGUE PITCHING LEADERS

WINS

1. Kyle Wright.....	11
T2. José Olague.....	10
Alan Rangel.....	10
Bryse Wilson.....	10
T5. Ian Anderson.....	8
Tucker Davidson.....	8
Dilmer Mejía.....	8
8. Six tied.....	7

GAMES PITCHED

1. Jason Creasy.....	49
2. Thomas Burrows.....	43
3. Ben Rowen.....	40
T4. Josh Graham.....	38
Jordan Harrison.....	38
Kurt Hoekstra.....	38
T7. Daysbel Hernández.....	35
Connor Johnstone.....	35
Sean McLaughlin.....	35
Jose Rafael De Paula.....	35

SAVES

1. Jason Creasy.....	11
T2. Josh Graham.....	8
Kurt Hoekstra.....	8
T4. Thomas Burrows.....	7
Daysbel Hernández.....	7
Jeremy Walker.....	7
T7. Ronaldo Alesandro.....	6
Jose Rafael De Paula.....	6
T9. Three tied.....	5

Starters: 15 starts... Relievers: min. 30.0 IP

INNINGS PITCHED

1. Nolan Kingham.....	165.1
2. Odalvi Javier.....	146.0
3. Ian Anderson.....	135.2
4. Philip Pfeifer.....	133.1
5. Jasseel De La Cruz.....	133.0
6. José Olague.....	132.0
7. Alan Rangel.....	131.2
8. Tucker Davidson.....	129.2
9. Bryse Wilson.....	121.0
10. Hayden Deal.....	119.1

ERA (STARTERS)

1. Tucker Davidson.....	2.15
2. Patrick Wiegel.....	2.73
3. Philip Pfeifer.....	2.97
4. Kyle Muller.....	3.14
5. Hayden Deal.....	3.24
6. Jasseel De La Cruz.....	3.25
7. Ian Anderson.....	3.38
8. Bryse Wilson.....	3.42
9. Gabriel Noguera.....	3.59
10. Odalvi Javier.....	3.70

WHIP (STARTERS)

1. Jasseel De La Cruz.....	1.135
2. Patrick Wiegel.....	1.152
3. Philip Pfeifer.....	1.163
4. Bryse Wilson.....	1.207
5. Nolan Kingham.....	1.210
6. Tucker Davidson.....	1.249
7. Ian Anderson.....	1.253
8. Kyle Wright.....	1.264
9. José Olague.....	1.265
10. Hayden Deal.....	1.265

STRIKEOUTS

1. Ian Anderson.....	172
2. Philip Pfeifer.....	159
3. Tucker Davidson.....	134
T4. Jasseel De La Cruz.....	121
Alan Rangel.....	121
6. Kyle Muller.....	120
7. Bryse Wilson.....	118
8. Odalvi Javier.....	117
T9. Nolan Kingham.....	116
Kyle Wright.....	116

ERA (RELIEVERS)

1. Brandon White.....	1.35
2. Daysbel Hernández.....	1.71
3. Rainieri Rodriguez.....	1.79
4. Kurt Hoekstra.....	1.81
5. Bradley Roney.....	1.94
6. Tanner Lawson.....	2.14
7. Ronaldo Alesandro.....	2.43
8. Ryan Shetter.....	2.45
9. Claudio Custodio.....	2.48
10. Jordano Perez.....	2.67

HITS/9.0 IP (STARTERS)

1. Patrick Wiegel.....	5.7
2. Kyle Muller.....	6.5
3. Jasseel De La Cruz.....	6.9
4. Ian Anderson.....	7.0
5. Tucker Davidson.....	7.5
6. Philip Pfeifer.....	7.6
7. Joey Wentz.....	7.9
8. Odalvi Javier.....	8.1
9. Kyle Wright.....	8.6
10. Nolan Kingham.....	8.9

2019 PITCHERS OF THE MONTH

Month	Gwinnett (AAA)	Mississippi (AA)	Florida (High-A)	Rome (A)	Danville (Rk. Adv.)
April	RH Jose Rafael De Paula	RH Jeremy Walker	LH Hayden Deal	RH Kurt Hoekstra	N/A
May	RH Ben Rowen	RH Ian Anderson	RH Brandon White	RH José Olague	N/A
June	LH Kolby Allard	RH Jeremy Walker	RH Daysbel Hernández	LH Dilmer Mejía	LH Mitch Stallings
July	RH Patrick Weigel	LH Tucker Davidson	LH Philip Pfeifer	LH Tanner Lawson	RH Ricky DeVito
August	RH Kyle Wright	RH Kurt Hoekstra	RH Matt Hartman	RH Ryan Shetter	RH Peyton Williams

2019 PLAYERS OF THE MONTH

Month	Gwinnett (AAA)	Mississippi (AA)	Florida (High-A)	Rome (A)	Danville (Rk. Adv.)
April	OF Adam Duvall	OF Drew Waters	INF Riley Delgado	OF Trey Harris	N/A
May	OF Travis Demeritte	OF Cristian Pache	INF Kevin Joséphina	OF Trey Harris	N/A
June	OF Adam Duvall	OF Cristian Pache	OF Trey Harris	C L. Brown & INF B. Shewmake	1B Bryce Ball
July	C Alex Jackson	OF Greyson Jenista	OF Andrew Moritz	OF José Bermúdez	1B Bryce Ball
August	INF Pedro Florimón	OF Connor Lien	INF Riley Delgado	OF Justin Dean	INF Cody Birdsong

2021 SCOUTING STAFF

PROFESSIONAL SCOUTS



ALAN BUTTS
Professional Scout



JACKSON LOURIE
Professional Scout



RALPH GARR
Special Assignment Scout



JOHN GIBBONS
Special Assignment Scout



FRED MCGRIFF
Special Assignment Scout

NATIONAL CROSS CHECKERS



JOE JORDAN



RON MARIGNY




GARY RAJSICH



DERON ROMBACH

REGIONAL CROSS CHECKERS



JOEY DAVIS
Southwest/West



REED DUNN
Southeast



ALAN HULL
Pacific Northwest



BRIAN SANKEY
Northeast



TERRY TRIPP, JR.
Midwest

AREA SUPERVISORS



BILLY BEST
N.C. & S.C.



JON BLUNDELL
N. Fla.



TRAVIS COLEMAN
Ala., La., Miss.



DAN COX
S. Calif., Hawaii



JD FRENCH
Ark., Iowa, Kan., Mo., Neb.,
N.D., S.D.



JEREMY GORDON
Mich., Ohio, W. Va.



TED LEKAS
Ariz., Colo., N.M., Utah



CHRIS LIONETTI
Ga.



CODY MARTIN
Alaska, Idaho, Mont., Ore.,
Wash., Wyo., W. Canada



KEVIN MARTIN
C. Calif., Las Vegas



TREY MCNICKLE
N. Texas, Okla.



LOU SANCHEZ
S. Fla., Puerto Rico



ALAN SANDBERG
Md., N.J., N.Y., Del., Va., Pa.



DARIN VAUGHAN
S. Texas

FRONT OFFICE

MANAGER & STAFF

PLAYER BIOS

SEASON IN REVIEW

PLAYER DEVELOPMENT

BRAVES HISTORY

OPPONENTS

MISCELLANEOUS

ATLANTA BRAVES NO. 1 DRAFT CHOICES

Year	Selection #	Regular Phase	Secondary Phase
1966	11	Al Santorini, P	Oscar Brown, OF
1967	12	Andy Finlay, OF	Garry Hill, P
1968	7	Curtis Moore, C	Larry Pyre, P
1969	12	Gene Holbert, C	Gary Robson, P
1970	21	Ron Broaddus, P	William Hodge, C
1971	10	Taylor Duncan, INF	Mike Beard, P
1972	11	Preston Hanna, P	Mike Bahnick, P
1973	10	Pat Rockett, SS	No Selection
1974	5	Dale Murphy, C	Scott McGlamory, P
1975	18	Don Young, C	David Stevens, OF
1976	3	Ken Smith, 1B	Gerald Price, INF
1977	4	Tim Cole, P	Mark Martin, C
1978	1	Bob Horner, 3B	James Watkins, C
1979	4	Brad Komminsk, OF	No Selection
1980	3	Ken Dayley, P	Jeff Dedmon, P
1981	12	Jay Roberts, OF	John Wallace, OF
1982	9	Duane Ward, P	John Bryant, CF
1983	74 (3rd round)	Marty Clary, P	Kevin Williamson, P
1984	19	Drew Denson, 1B	Jeff Blauser, SS
1985	14	Tommy Greene, P	Dodd Johnson, INF
1986	5	Kent Mercker, P	Kevin Brown, P
1987	6	Derek Lilliquist, P	No Second Phase
1988	3	Steve Avery, P	No Second Phase
1989	2	Tyler Houston, C	No Second Phase
1990	1	Chipper Jones, SS	No Second Phase
1991	2	Mike Kelly, OF	No Second Phase
1992	21	Jamie Arnold, P	No Second Phase
1993	66 (2nd round)	Andre King, OF*	No Second Phase
1994	27	Jacob Shumate, P	No Second Phase
1995	26	Chad Hutchinson, P**	No Second Phase
1996	27	A.J. Zapp, 1B	No Second Phase
1997	29	Troy Cameron, SS	No Second Phase
1998	52 (2nd round)	Matthew Belisle, P#	No Second Phase
1999	81 (2nd round)	Matteaus Butler, P@	No Second Phase
2000	29	Adam Wainwright, P	No Second Phase
2001	24	Macay McBride, LHP	No Second Phase
2002	23	Jeff Francoeur, OF	No Second Phase
2003	35 (Supplemental round)	Luis Atilano, P	No Second Phase
2004	71 (2nd round)	Eric Campbell, 3B^	No Second Phase
2005	27	Joey Devine, RHP	No Second Phase
2006	24	John (Cody) Johnson, OF	No Second Phase
2007	14	Jason Heyward, OF	No Second Phase
2008	40	Brett DeVall, LHP%	No Second Phase
2009	7	Mike Minor, LHP	No Second Phase
2010	35 (Supplemental round)	Matt Lipka, SS^^	No Second Phase
2011	28	Sean Gilmartin, LHP	No Second Phase
2012	21	Lucas Sims, RHP	No Second Phase
2013	31 (Supplemental round)	Jason Hursh, RHP&	No Second Phase
2014	32 (Supplemental round)	Braxton Davidson, OF\$	No Second Phase
2015	14	Kolby Allard, LHP	No Second Phase
	28	Mike Soroka, RHP+	No Second Phase
	41 (Competitive Balance-A)	Austin Riley, 3B!	No Second Phase
2016	3	Ian Anderson, RHP	No Second Phase
	40 (Competitive Balance-A)	Joey Wentz, LHP++	No Second Phase
2017	5	Kyle Wright, RHP	No Second Phase
2018	8	Carter Stewart, RHP**	No Second Phase
2019	9	Shea Langeliers, C##	No Second Phase
	21	Braden Shewmake, SS	No Second Phase
2020	25	Jared Shuster, LHP	No Second Phase

First-Round Selection Transactions

*Braves' selection was sent to Chicago for Greg Maddux.

#Braves' selection was sent to Colorado for Andres Galarraga.

@Braves' selection was sent to St. Louis for Brian Jordan.

^ Braves' selection was sent to Texas for John Thomson.

% Braves' selection was sent to New York (NL) for Tom Glavine.

^^ Braves' selection was sent to Boston for Billy Wagner.

& Braves' selection was sent to Tampa Bay for B.J. Upton.

\$ Braves' selection was sent to Kansas City for Ervin Santana.

+ Braves awarded selection for Ervin Santana.

! Braves acquired competitive balance round-A selection as part of a six-player trade on April 5, 2015.

++ Braves acquired competitive balance round-A selection as part of a three-team, 13-player trade on July 30, 2015.

Braves' selection for not signing 2018 first-round draft pick RHP Carter Stewart



Braves legend and baseball Hall-of-Famer Phil Niekro passed away on December 26, 2020 at the age of 81. He enjoyed a 24-year major-league career, 21 of which were spent across two stints with the Braves, and he owns or shares 13 Atlanta career pitching records. Niekro was one of three members of the Braves Hall of Fame to pass away this offseason.

A full-body photograph of Phil Niekro, an elderly man with white hair, smiling broadly. He is wearing a white Atlanta Braves home jersey with red piping and the word "Braves" in red script across the chest. The jersey also features the team's logo, a red tomahawk with a yellow "1914" on its shaft. He is wearing a dark blue baseball cap with a white "A" logo. His right arm is raised, and a baseball is visible in the air above his hand. The background is a blurred stadium setting.

BRAVES HISTORY

Majestic
MAJOR LEAGUE LICENSE
ESTABLISHED 1954

BRAVES YEARLY FINISHES

BOSTON (1876-1952)

Year	Pos.	Won	Lost	Pct.	GB/GA	HR	Bat Avg	ERA	Fld Avg	Manager	Attendance
1876	4	39	31	.557	-15.0	9	.266	2.51	.860	Harry Wright	
1877	1	42	18	.700	+7.0	4	.296	2.15	.888	Harry Wright	
1878	1	41	19	.683	+4.0	2	.241	2.32	.914	Harry Wright	
1879	2	54	30	.643	-5.0	30	.274	2.19	.913	Harry Wright	
1880	6	40	44	.476	-27.0	20	.253	3.08	.901	Harry Wright	
1881	6	38	45	.458	-17.5	5	.251	2.71	.908	Harry Wright	
1882	3	45	39	.536	-10.0	15	.264	2.80	.910	John Morrill	
1883	1	63	35	.643	+4.0	34	.276	2.55	.900	Jack Burdock (31-26) John Morrill (32-9)	
1884	2	73	38	.658	-10.5	36	.254	2.47	.921	John Morrill	
1885	5	46	66	.411	-41.0	22	.232	3.03	.901	John Morrill	
1886	5	56	61	.479	-30.5	24	.260	3.24	.906	John Morrill	
1887	5	61	60	.504	-16.5	54	.277	4.41	.905	John Morrill	
1888	4	70	64	.522	-15.5	56	.245	2.41	.916	John Morrill	
1889	2	83	45	.648	-1.0	43	.270	3.36	.926	Jim Hart	
1890	5	76	57	.571	-12.0	31	.258	2.93	.934	Frank Selee	
1891	1	87	51	.630	+3.5	51	.255	2.76	.937	Frank Selee	
1892	1	102	48	.680	+8.5	34	.250	2.86	.930	Frank Selee	
1893	1	86	43	.667	+15.0	64	.290	4.43	.936	Frank Selee	
1894	3	83	49	.629	-8.0	103	.331	5.41	.925	Frank Selee	
1895	4	71	60	.542	-16.5	54	.290	4.27	.934	Frank Selee	
1896	4	74	57	.565	-17.0	36	.300	3.78	.933	Frank Selee	
1897	1	93	39	.705	+2.0	45	.319	3.65	.950	Frank Selee	
1898	1	102	47	.685	+6.0	53	.290	2.98	.949	Frank Selee	
1899	2	95	57	.625	-8.0	41	.287	3.26	.951	Frank Selee	
1900	4	66	72	.478	-17.0	50	.283	3.72	.952	Frank Selee	
1901	5	69	69	.500	-20.5	28	.249	2.90	.951	Frank Selee	146,502
1902	3	73	64	.533	-29.0	15	.249	2.61	.958	Al Buckenberger	116,960
1903	6	58	80	.420	-32.0	26	.245	3.34	.937	Al Buckenberger	143,155
1904	7	55	98	.359	-51.0	24	.237	3.43	.946	Al Buckenberger	140,694
1905	7	51	103	.331	-54.5	17	.234	3.52	.950	Fred Tenney	150,003
1906	8	49	102	.325	-66.5	16	.226	3.18	.947	Fred Tenney	143,280
1907	7	58	90	.392	-47.0	22	.243	3.33	.960	Fred Tenney	203,221
1908	6	63	91	.409	-36.0	17	.239	2.79	.961	Joe Kelley	253,750
1909	8	45	108	.294	-65.5	15	.223	3.20	.946	Harry Bowerman (23-55) Frank Smith (22-53)	195,188
1910	8	53	100	.346	-50.5	31	.246	3.22	.954	Fred Lake	149,027
1911	8	44	107	.291	-54.0	37	.267	5.08	.946	Fred Tenney	116,000
1912	8	52	101	.340	-52.0	35	.271	4.17	.953	Johnny Kling	121,000
1913	5	69	82	.457	-31.5	32	.256	2.09	.957	George Stallings	208,000
1914#t	1	94	59	.614	+10.5	35	.251	2.74	.963	George Stallings	382,913
1915	2	83	69	.546	-7.0	17	.240	2.57	.966	George Stallings	376,283
1916	3	89	63	.586	-4.0	22	.233	2.19	.967	George Stallings	313,495
1917	6	72	81	.471	-25.5	22	.246	2.77	.965	George Stallings	174,253
1918	7	53	71	.427	-28.5	13	.244	2.91	.965	George Stallings	84,938
1919	6	57	82	.410	-38.5	24	.253	3.17	.966	George Stallings	167,401
1920	7	62	90	.408	-30.0	23	.260	3.54	.963	George Stallings	162,483
1921	4	79	74	.516	-15.0	61	.290	3.90	.968	Fred Mitchell	318,627
1922	8	53	100	.346	-39.5	32	.263	4.37	.965	Fred Mitchell	167,965
1923	7	54	100	.351	-41.5	32	.273	4.44	.964	Fred Mitchell	227,802
1924	8	53	100	.346	-40.0	25	.256	4.46	.973	Dave Bancroft	117,478
1925	5	70	83	.458	-25.0	41	.292	4.39	.964	Dave Bancroft	313,528
1926	7	66	86	.434	-22.0	16	.277	4.03	.966	Dave Bancroft	303,598
1927	7	60	94	.390	-34.0	37	.279	4.22	.963	Dave Bancroft	288,685
1928	7	50	103	.327	-44.5	52	.275	4.83	.968	Jack Slattery (11-20) Rogers Hornsby (39-83)	227,001
1929	8	56	98	.364	-43.0	32	.280	5.12	.966	Judge Emil Fuchs	372,351

BRAVES YEARLY FINISHES

Year	Pos.	Won	Lost	Pct.	GB/GA	HR	Bat		Fld		Manager	Attendance
							Avg	ERA	Avg	ERA		
1930	6	70	84	.455	-22.0	66	.281	4.91	.970	Bill McKechnie	464,835	
1931	7	64	90	.416	-37.0	34	.258	3.90	.972	Bill McKechnie	515,005	
1932	5	77	77	.500	-13.0	63	.265	3.53	.975	Bill McKechnie	507,606	
1933	4	83	71	.539	-9.0	54	.252	2.96	.977	Bill McKechnie	517,803	
1934	4	78	73	.517	-16.0	83	.272	4.11	.972	Bill McKechnie	303,205	
1935	8	38	115	.248	-61.5	75	.263	4.93	.966	Bill McKechnie	232,754	
1936	6	71	83	.461	-21.0	68	.265	3.94	.970	Bill McKechnie	340,585	
1937	5	79	73	.520	-16.0	63	.247	3.22	.974	Bill McKechnie	385,339	
1938	5	77	75	.507	-12.0	54	.250	3.40	.971	Casey Stengel	341,149	
1939	7	63	88	.417	-32.5	56	.264	3.71	.970	Casey Stengel	285,994	
1940	7	65	87	.428	-34.5	59	.256	4.36	.969	Casey Stengel	241,616	
1941	7	62	92	.403	-38.0	48	.251	3.95	.969	Casey Stengel	263,680	
1942	7	59	89	.399	-44.0	68	.240	3.76	.976	Casey Stengel	285,332	
1943	6	68	85	.444	-36.5	39	.233	3.25	.972	Casey Stengel (47-60) Bob Coleman (21-25)	271,289	
1944	6	65	89	.422	-40.0	79	.246	3.67	.970	Bob Coleman	208,691	
1945	6	67	85	.441	-30.0	101	.267	4.04	.968	Bob Coleman (42-49) Del Bissonette (25-36)	374,178	
1946	4	81	72	.529	-15.5	44	.264	3.37	.971	Billy Southworth	969,673	
1947	3	86	68	.558	-8.0	85	.275	3.62	.974	Billy Southworth	1,277,361	
1948#	1	91	62	.595	+6.5	95	.275	3.38	.976	Billy Southworth	1,455,439	
1949	4	75	79	.487	-22.0	103	.248	3.99	.975	B. Southworth (55-54) Johnny Cooney (20-25)	1,081,795	
1950	4	83	71	.539	-8.0	148	.263	4.14	.969	Billy Southworth	944,391	
1951	4	76	78	.494	-20.5	130	.262	3.75	.975	Billy Southworth (28-31) Tommy Holmes (48-47)	487,475	
1952	7	64	89	.418	-32.0	110	.233	3.78	.974	Tommy Holmes (13-22) Charlie Grimm (51-67)	281,278	

MILWAUKEE (1953-1965)

Year	Pos.	Won	Lost	Pct.	GB/GA	HR	Bat		Fld		Manager	Attendance
							Avg	ERA	Avg	ERA		
1953	2	92	62	.597	-13.0	156	.266	3.30	.976	Charlie Grimm	1,826,397	
1954	3	89	65	.578	-8.0	139	.265	3.19	.980	Charlie Grimm	2,131,388	
1955	2	85	69	.552	-13.5	182	.261	3.85	.975	Charlie Grimm	2,005,836	
1956	2	92	62	.597	-1.0	177	.259	3.11	.978	Charlie Grimm (24-22) Fred Haney (68-40)	2,046,331	
1957#t	1	95	59	.617	+8.0	199	.269	3.47	.980	Fred Haney	2,215,404	
1958#	1	92	62	.597	+8.0	167	.266	3.21	.980	Fred Haney	1,971,101	
1959	2	86	70	.551	-2.0	177	.265	3.51	.979	Fred Haney	1,749,112	
1960	2	88	66	.571	-7.0	170	.265	3.76	.976	Chuck Dressen	1,497,799	
1961	4	83	71	.539	-10.0	188	.258	3.89	.981	Chuck Dressen	1,101,441	
1962	5	86	76	.531	-15.5	181	.252	3.68	.980	Birdie Tebbetts	766,921	
1963	6	84	78	.519	-15.0	139	.244	3.26	.979	Bobby Bragan	773,018	
1964	5	88	74	.543	-5.0	159	.272	4.12	.976	Bobby Bragan	910,911	
1965	5	86	76	.531	-11.0	196	.256	3.52	.977	Bobby Bragan	555,584	

ATLANTA (1966-2016)

Year	Pos.	Won	Lost	Pct.	GB/GA	HR	Bat		Fld		Manager	Attendance
							Avg	ERA	Avg	ERA		
1966	5	85	77	.525	-10.0	207	.263	3.68	.976	Bobby Bragan (52-59) Billy Hitchcock (33-18)	1,539,801	
1967	7	77	85	.475	-24.5	158	.240	3.47	.978	Billy Hitchcock (77-82) Ken Silvestri (0-3)	1,389,222	
1968	5	81	81	.500	-16.0	80	.252	2.92	.980	Luman Harris	1,126,540	
1969	1W@	93	69	.574	+3.0	141	.258	3.53	.981	Luman Harris	1,458,320	
1970	5W	76	86	.469	-26.0	160	.270	4.33	.977	Luman Harris	1,078,848	
1971	3W	82	80	.506	-8.0	153	.257	3.75	.977	Luman Harris	1,006,320	
1972	4W	70	84	.455	-25.0	144	.258	4.27	.974	Luman Harris (47-57) Eddie Mathews (23-27)	752,973	

BRAVES YEARLY FINISHES

Year	Pos.	Won	Lost	Pct.	GB/GA	HR	Bat Avg	ERA	Fld Avg	Manager	Attendance
1973	5W	76	85	.472	-22.5	206	.266	4.25	.974	Eddie Mathews	800,655
1974	3W	88	74	.543	-14.0	120	.249	3.05	.979	Eddie Mathews (50-49) *Clyde King (38-25)	981,085
1975	5W	67	94	.416	-40.5	107	.244	3.91	.972	Clyde King (58-76) Connie Ryan (9-18)	534,672
1976	6W	70	92	.432	-32.0	82	.245	3.86	.973	Dave Bristol	818,179
1977	6W	61	101	.371	-37.0	139	.254	4.85	.972	Dave Bristol (61-100) Ted Turner (0-1)	872,464
1978	6W	69	93	.426	-26.0	123	.244	4.08	.975	Bobby Cox	904,494
1979	6W	66	94	.413	-23.5	126	.256	4.18	.970	Bobby Cox	769,465
1980	4W	81	80	.503	-11.0	144	.250	3.77	.975	Bobby Cox	1,048,411
1981*	4W	25	29	.462	-9.5					(Split season, players strike)	
	5W	25	27	.481	-7.5	64	.243	3.45	.976	*Bobby Cox	535,418
1982	1W	89	73	.549	+1.0	146	.256	3.82	.979	Joe Torre	1,801,985
1983	2W	88	74	.543	-3.0	130	.272	3.67	.978	Joe Torre	2,119,935
1984	2W	80	82	.494	-12.0	111	.247	3.57	.978	Joe Torre	1,724,892
1985	5W	66	96	.407	-29.0	126	.246	4.19	.976	Eddie Haas (50-71) Bobby Wine (16-25)	1,350,137
1986	6W	72	89	.447	-23.5	138	.250	3.97	.978	Chuck Tanner	1,387,181
1987	5W	69	92	.426	-20.5	152	.258	4.63	.982	Chuck Tanner	1,217,402
1988	6W	54	106	.338	-39.5	96	.242	4.09	.975	Chuck Tanner (12-27) Russ Nixon (42-79)	848,089
1989	6W	63	97	.394	-28.0	128	.234	3.70	.976	Russ Nixon	984,930
1990	6W	65	97	.401	-26.0	162	.250	4.58	.974	Russ Nixon (25-40) Bobby Cox (40-57)	980,129
1991	1W#	94	68	.580	+1.0	141	.258	3.49	.978	Bobby Cox	2,140,217
1992	1W#	98	64	.605	+8.0	138	.254	3.14	.982	Bobby Cox	3,077,400
1993	1W	104	58	.642	+1.0	169	.262	3.14	.983	Bobby Cox	3,884,720
1994	2E\$	68	46	.596	-6.0	137	.267	3.57	.982	Bobby Cox	2,539,240
1995	1E#t	90	54	.625	+21.0	168	.250	3.44	.982	Bobby Cox	2,561,831
1996	1E#	96	66	.593	+8.0	197	.270	3.52	.980	Bobby Cox	2,901,242
1997	1E	101	61	.623	+9.0	174	.270	3.18	.982	Bobby Cox	3,464,488
1998	1E	106	56	.654	+18.0	215	.272	3.25	.985	Bobby Cox	3,361,350
1999	1E#	103	59	.636	+6.5	197	.266	3.63	.982	Bobby Cox	3,284,897
2000	1E	95	67	.586	+1.0	179	.271	4.06	.979	Bobby Cox	3,234,301
2001	1E	88	74	.543	+2.0	174	.260	3.59	.983	Bobby Cox	2,823,494
2002*	1E	101	59	.631	+19.0	164	.260	3.13	.982	Bobby Cox	2,603,484
2003	1E	101	61	.623	+10.0	235	.284	4.10	.981	Bobby Cox	2,401,084
2004	1E	96	66	.593	+10.0	178	.270	3.74	.981	Bobby Cox	2,322,565
2005	1E	90	72	.556	+2.0	184	.265	3.98	.986	Bobby Cox	2,521,167
2006	3E	79	83	.488	-18.0	222	.270	4.60	.984	Bobby Cox	2,550,524
2007	3E	84	78	.519	-5.0	176	.275	4.11	.983	Bobby Cox	2,745,210
2008	4E	72	90	.444	-20.0	130	.270	4.46	.983	Bobby Cox	2,532,834
2009	3E	86	76	.531	-6.0	149	.263	3.57	.985	Bobby Cox	2,373,631
2010	2E+	91	71	.562	-6.0	139	.258	3.56	.980	Bobby Cox	2,510,119
2011	2E	89	73	.549	-13.0	173	.243	3.48	.987	Fredi Gonzalez	2,372,940
2012	2E+	94	68	.580	-4.0	149	.247	3.42	.986	Fredi Gonzalez	2,420,171
2013	1E	96	66	.593	+10.0	181	.249	3.18	.986	Fredi Gonzalez	2,548,679
2014	2E	79	83	.488	-17.0	123	.241	3.38	.986	Fredi Gonzalez	2,354,305
2015	4E	67	95	.414	-23.0	100	.251	4.41	.933	Fredi Gonzalez	2,001,392
2016	5E	68	93	.422	-26.5	122	.255	4.51	.960	Fredi Gonzalez (9-28) Brian Snitker (59-65)	2,020,914
2017	3E	72	90	.444	-25.0	165	.263	4.72	.984	Brian Snitker	2,505,297
2018	1E	90	72	.556	+8.0	175	.257	3.75	.949	Brian Snitker	2,555,782
2019	1E	97	65	.599	+4.0	249	.258	4.19	.987	Brian Snitker	2,655,100
2020	1E!	35	25	.583	+4.0	103	.268	4.41	.985	Brian Snitker	---

TOTAL 10,697 10,659 .501
(SINCE 1876)

* Also tied one game.
t World Champions; # National League Champions;
+ Wild Card. W West Division; E East Division.
@ Start of Divisional Play; \$ Start of Three Division Play;
Season ended with players' strike on August 12.
! 60-game season played without fans due to COVID-19 pandemic.

BRAVES CLINCH DATES

Year	Division	Date Clinched	Games Played* (Record)	Final Record	Final Games Ahead
1969	West	September 30	161 (93-68)	93-69	3.0
1982	West	October 3	162 (89-73)	89-73	1.0
1991	West	October 5	161 (94-67)	94-68	1.0
1992	West	September 29	156 (94-62)	98-64	8.0
1993	West	October 3	162 (104-58)	104-58	1.0
1995	East	September 13	129 (81-48)	90-54	21.0
1996	East	September 22	155 (93-62)	96-66	8.0
1997	East	September 22	156 (98-58)	101-61	9.0
1998	East	September 14	151 (96-55)	106-56	18.0
1999	East	September 26	156 (99-57)	103-59	6.5
2000	East	September 26	157 (94-63)	95-67	1.0
2001	East	October 5	160 (87-73)	88-74	2.0
2002	East	September 9	142 (90-51)	101-59	19.0
2003	East	September 18	153 (95-58)	101-61	10.0
2004	East	September 24	154 (90-64)	96-66	10.0
2005	East	September 27	158 (90-68)	90-72	2.0
2010	Wild Card	October 3	162 (91-71)	91-71	1.0
2012	Wild Card	September 26	154 (89-65)	94-68	6.0
2013	East	September 22	155 (92-63)	96-66	10.0
2018	East	September 22	155 (87-68)	90-72	8.0
2019	East	September 20	155 (95-60)	97-65	4.0
2020	East	September 22	55 (33-22)	35-25	4.0

*Games completed and record at the end of play on "clinch day."

NATIONAL LEAGUE PENNANT WINNERS

Year	Record	Manager	Year	Record	Manager
1877	42-18	Harry Wright	1948	91-62	Billy Southworth
1878	41-19	Harry Wright	1957	95-59	Fred Haney
1883	63-35	Jack Burdock, John Morrill	1958	92-62	Fred Haney
1891	87-51	Frank Selee	1991	94-68	Bobby Cox
1892	102-48	Frank Selee	1992	98-64	Bobby Cox
1893	86-43	Frank Selee	1995	90-54	Bobby Cox
1897	93-39	Frank Selee	1996	96-66	Bobby Cox
1898	102-47	Frank Selee	1999	103-59	Bobby Cox
1914	94-59	George Stallings			

BRAVES WINNINGEST MANAGERS

Below is a list of the top 10 winningest managers by total wins in franchise history.

Manager	Years	Games	Wins	Losses	Ties	Pct.
Bobby Cox	1978-81, 1990-2010	3,860	2,149	1,709	2	.557
Frank Selee	1890-1901	1,677	1,004	649	24	.607
George Stallings	1913-20	1,202	579	597	26	.492
Bill McKechnie	1930-37	1,235	560	666	9	.457
Fredi Gonzalez	2011-16	847	434	413	0	.512
Billy Southworth	1946-51	789	424	358	7	.542
Luman Harris	1968-72	754	379	373	2	.504
Casey Stengel	1938-43	870	373	491	6	.432
Brian Snitker	2016-pres.	670	353	317	0	.527
Fred Haney	1956-59	575	341	231	3	.596

BRAVES IN THE WORLD SERIES

SERIES RECORD: 3-6

GAME RECORD: 24-29

Year	Opponent & Outcome	Most Valuable Player
1914	Boston 4, Philadelphia 0	<i>Award not issued.</i>
1948	Cleveland 4, Boston 2	
1957	Milwaukee 4, New York 3	RHP Lew Burdette (3-0, 0.67 ERA in three starts, including Game 7).
1958	New York 4, Milwaukee 3	
1991	Minnesota 4, Atlanta 3	
1992	Toronto 4, Atlanta 2	
1995	Atlanta 4, Cleveland 2	LHP Tom Glavine (2-0, 1.29 ERA in two starts, including clincher.)
1996	New York 4, Atlanta 2	
1999	New York 4, Atlanta 0	

BRAVES WORLD SERIES LEADERS

All-Time

Batting

At-Bats	Mark Lemke, 91
Hits	Mark Lemke, 26
Runs	David Justice, 12
Doubles	Two tied, 6
Home Runs	Three tied, 4
Walks	David Justice, 16
RBI	David Justice, 14

Pitching

Games	Mark Wohlers, 13
Games Started	Two tied, 8
Innings Pitched	Tom Glavine, 58.1
Wins	Three tied, 4
Walks	John Smoltz, 21
Strikeouts	John Smoltz, 52
Saves	Mark Wohlers, 2

Single Series

Batting

At-Bats	Three tied, 30
Hits	Marquis Grissom, 12 (1996)
Runs	Terry Pendleton, 6 (1991)
Doubles	Bret Boone, 4 (1999)
Home Runs	Three tied, 3
Walks	Eddie Mathews, 8 (1957)
RBI	Hank Aaron, 7 (1957)

Pitching

Games	Mike Stanton, 5 (1991)
Games Started	Two tied, 3
Innings Pitched	Warren Spahn, 28.2 (1958)
Wins	Lew Burdette, 3 (1957)
Walks	Two tied, 8
Strikeouts	Warren Spahn, 18 (1958)
Saves	Mark Wohlers, 2 (1995)



The Braves celebrate after winning the 1995 World Series in six games over Cleveland.

BRAVES IN THE LEAGUE CHAMPIONSHIP SERIES

SERIES RECORD: 5-7

GAME RECORD: 30-37

Year	Opponent & Outcome	Most Valuable Player
1969	New York 3, Atlanta 0	
1982	St. Louis 3, Atlanta 0	
1991	Atlanta 4, Pittsburgh 3	LHP Steve Avery (2-0, 0.00 ERA in two starts)
1992	Atlanta 4, Pittsburgh 3	RHP John Smoltz (2-0, 2.66 ERA in three starts)
1993	Philadelphia 4, Atlanta 2	
1995	Atlanta 4, Cincinnati 0	OF Mike Devereaux (.308, 4-for-13, HR, 5 RBI)
1996	Atlanta 4, St. Louis 3	C Javy López (.542, 13-for-24, 2 HR, 6 RBI)
1997	Florida 4, Atlanta 2	
1998	San Diego 4, Atlanta 2	
1999	Atlanta 4, New York 2	C Eddie Pérez (.500, 10-for-20, 2 HR, 5 RBI)
2001	Arizona 4, Atlanta 1	
2020	Los Angeles 4, Atlanta 3	

BRAVES LEAGUE CHAMPIONSHIP SERIES LEADERS

All-Time

Batting

At-Bats	Chipper Jones, 127
Hits	Chipper Jones, 40
Runs	Chipper Jones, 20
Doubles	Fred McGriff, 8
Home Runs	Javy López, 5
Walks	Chipper Jones, 24
RBI	Two tied, 15

Pitching

Games	Mark Wohlers, 18
Games Started	Tom Glavine, 15
Innings Pitched	John Smoltz, 95.1
Wins	John Smoltz, 6
Walks	Tom Glavine, 37
Strikeouts	John Smoltz, 89
Saves	Alejandro Peña, 3

Single Series

Batting

At-Bats	Marquis Grissom, 35 (1996)
Hits	Javy López, 13 (1996)
Runs	Javy López, 8 (1996)
Doubles	Javy López, 5 (1996)
Home Runs	Hank Aaron, 3 (1969)
Walks	Chipper Jones, 9 (1999)
RBI	Two tied, 7

Pitching

Games	John Rocker, 6 (1998 & '99)
Games Started	John Smoltz, 3 (1992)
Innings Pitched	John Smoltz, 20.1 (1992)
Wins	Four tied, 2
Walks	Tom Glavine, 11 (1997)
Strikeouts	John Smoltz, 19 (1992)
Saves	Alejandro Peña, 3 (1991)



The Braves returned to the NLCS in 2020 for the first time in 19 years. (Photo by Kelly Gavin/MLB Photos)

BRAVES IN THE DIVISION SERIES

SERIES RECORD: 7-9

GAME RECORD: 33-29

Year	Opponent & Outcome	Notes
1995	Atlanta 3, Colorado 1	Braves win first-ever NLDS after extra round was created in '94.
1996	Atlanta 3, Los Angeles 0	Atlanta pitchers allow just three earned runs (0.96 ERA).
1997	Atlanta 3, Houston 0	Braves combine to outscore Astros, 19-5, over three games.
1998	Atlanta 3, Chicago 0	Glavine, Maddux and Smoltz allow four earned runs over 21.2 IP.
1999	Atlanta 3, Houston 1	Braves win 15 of first 17 NLDS games in franchise history.
2000	St. Louis 3, Atlanta 0	
2001	Atlanta 3, Houston 0	Braves sweep opponent for fourth time in seven NLDS series.
2002	San Francisco 3, Atlanta 2	
2003	Chicago 3, Atlanta 2	
2004	Houston 3, Atlanta 2	
2005	Houston 3, Atlanta 1	
2010	San Francisco 3, Atlanta 1	
2013	Los Angeles 3, Atlanta 1	
2018	Los Angeles 3, Atlanta 1	
2019	St. Louis 3, Atlanta 2	
2020	Atlanta 3, Miami 0	Braves snap eight-series NLDS losing streak with sweep.

BRAVES DIVISION SERIES LEADERS

All-Time

Batting

At-Bats	Chipper Jones, 151
Hits	Chipper Jones, 41
Runs	Chipper Jones, 30
Doubles	Andruw Jones, 7
Home Runs	Chipper Jones, 9
Walks	Chipper Jones, 36
RBI	Chipper Jones, 26

Pitching

Games	John Smoltz, 15
Games Started	Greg Maddux, 10
Innings Pitched	Greg Maddux, 66.0
Wins	John Smoltz, 7
Walks	Tom Glavine, 23
Strikeouts	John Smoltz, 53
Saves	Mark Wohlers, 5

Single Series

Batting

At-Bats	Two tied, 24
Hits	Marquis Grissom, 11 (1995)
Runs	Six tied, 5
Doubles	Three tied, 3
Home Runs	Marquis Grissom, 3 (1995)
Walks	Gary Sheffield, 7 (2002)
RBI	Two tied, 7

Pitching

Games	Kevin Gryboski, 5 (2003 & '04)
Games Started	11 tied, 2
Innings Pitched	Greg Maddux, 14.0 (1995)
Wins	Alejandro Peña, 2 (1995)
Walks	Three tied, 7
Strikeouts	Mike Hampton, 16 (2003)
Saves	Mark Wohlers, 3 (1996)



Atlanta snapped an eight-series NLDS losing streak in 2020. (Photo by Michael Stargill/MLB Photos)

BRAVES IN THE WILD CARD ROUND

SERIES RECORD: 1-1

GAME RECORD: 2-1

Year	Opponent & Outcome	Notes
2012	St. Louis 1, Atlanta 0	
2020	Atlanta 2, Cincinnati 0	Braves blank Reds in both games to win inaugural Wild Card series.

BRAVES WILD CARD LEADERS

All-Time

Batting

At-Bats	Ronald Acuña Jr., 11
Hits	Two tied, 4
Runs	Nine tied, 1
Doubles	Ronald Acuña Jr., 2
Home Runs	Three tied, 1
Walks	Freddie Freeman, 4
RBI	Three tied, 2

Pitching

Games	Three tied, 2
Games Started	Three tied, 1
Innings Pitched	Max Fried, 7.0
Wins	Two tied, 1
Walks	Two tied, 2
Strikeouts	Ian Anderson, 9
Saves	None

Single Series

Batting

At-Bats	Ronald Acuña Jr., 11 (2020)
Hits	Ronald Acuña Jr., 4 (2020)
Runs	Nine tied, 1
Doubles	Ronald Acuña Jr., 2 (2020)
Home Runs	Three tied, 1
Walks	Freddie Freeman, 3 (2020)
RBI	Three tied, 2

Pitching

Games	Three tied, 2
Games Started	Three tied, 1
Innings Pitched	Max Fried, 7.0
Wins	Two tied, 1
Walks	Two tied, 2
Strikeouts	Ian Anderson, 9
Saves	None



Freddie Freeman plated a 13th-inning run to snap a scoreless tie in Game 1 of the 2020 NL Wild Card Series.

BRAVES AND THE HALL OF FAME

BRAVES PLAYERS ENshrINED IN COOPERSTOWN

There are 49 players in the National Baseball Hall of Fame who wore a Braves uniform at some point in their career. Following is a list of those players and the years they played for the Braves.

Player	Years With Braves	Player	Years With Braves
*Henry Aaron	1954-74	Joe "Ducky" Medwick	1945
Earl Averill	1941	*Charles "Kid" Nichols	1890-1901
Dave Bancroft	1924-27	*Phil Niekro	1964-83, 1987
Dennis "Dan" Brouthers	1889	Jim O'Rourke	1876-78, 80
Orlando Cepeda	1969-72	Gaylord Perry	1981
*John Clarkson	1888-92	Charles Radbourn	1886-89
Jimmy Collins	1895-1900	George Herman "Babe" Ruth	1935
*Hugh Duffy	1892-1900	Albert "Red" Schoendienst	1957-60
Johnny Evers	1914-17, 1929	Al Simmons	1939
*Tom Glavine	1987-2002, 2008	George Sisler	1928-30
Burleigh Grimes	1930	Enos Slaughter	1959
William "Billy" Hamilton	1896-1901	*John Smoltz	1988-2008
Billy Herman	1946	*Warren Spahn	1942, 1946-64
Rogers Hornsby	1928	Casey Stengel	1924-25
*Chipper Jones	1993-2012	Bruce Sutter	1985-88
Joe Kelley	1891, 1908	Ed Walsh	1917
Mike "King" Kelly	1887-89, 1891-92	Lloyd Waner	1941
Ernie Lombardi	1942	Paul Waner	1941-42
Al Lopez	1936-40	James "Deacon" White	1877
*Greg Maddux	1993-2003	Hoyt Wilhelm	1969-71
*Rabbit Maranville	1912-20, 1929-1933, 1935	*Vic Willis	1898-1905
Richard Marquard	1922-25	George Wright	1876-78, 1880-81
*Eddie Mathews	1952-66	Henry "Harry" Wright	1876-77
*Tommy McCarthy	1885, 1892-95	Denton "Cy" Young	1911
Bill McKechnie	1913		

*Played more games with Braves than any other team

BRAVES HALL OF FAME INDUCTEES

Name	Uniform Number	Year Inducted	Statistics
Hank Aaron	44	1999	Lifetime average of .305, 755 HR, 2,297 RBI; 1957 N.L. MVP
Eddie Mathews	41	1999	Lifetime average of .271, 512 HR, 1,453 RBI
Phil Niekro	35	1999	Won 318, Lost 274 (268-230 with Braves)
Warren Spahn	21	1999	Won 363, Lost 245 (356-229 with Braves); 1957 Cy Young
Dale Murphy	3	2000	Lifetime average of .265, 398 HR, 1,266 RBI
Ted Turner	---	2000	Owner from 1976 to 2000
Lew Burdette	33	2001	Won 203, Lost 144 (179-120 with Braves)
Ernie Johnson	---	2001	Broadcaster from 1962 to 1999
Bill Bartholomay	---	2002	Chairman of the Board from 1962 to 2003
Johnny Sain	33	2002	Won 139, Lost 116 (104-91 with Braves)
Del Crandall	1	2003	Lifetime average of .254, 179 HR, 657 RBI
Tommy Holmes	1	2004	Lifetime average of .302, 88 HR, 581 RBI
Kid Nichols	---	2004	Won 360, Lost 205 (328-180 with Braves)
Skip Caray	---	2004	Broadcaster from 1976 to 2008
Pete Van Wieren	---	2004	Broadcaster from 1976 to 2008
Herman Long	---	2005	Boston Beaneaters shortstop from 1890 to 1902
Paul Snyder	---	2005	Player, coach and scout from 1957 to 2008
Ralph Garr	48	2006	Player, coach and scout from 1968 to '75; 1985 to present
Bill Lucas	---	2006	Front-office exec.; VP/Director of Player Personnel from 1976-79
David Justice	23	2007	Lifetime average of .279, 305 HR, 1,017 RBI; 1990 N.L. ROY
Greg Maddux	31	2009	Won 355 games, Lost 227 (194-88 w/Braves); 4-time Cy Young winner
Tom Glavine	47	2010	Won 305 games, Lost 203 (244-147 w/Braves); 2-time Cy Young winner
Bobby Cox	6	2011	Won 2,504 games (2,149 w/Braves) as manager; 4-time Manager of Year
John Smoltz	29	2012	Won 213 games, Lost 155, Saved 154 (210-147-154 w/ATL); 1996 Cy Young
Chipper Jones	10	2013	Lifetime average of .303, 468 HR, 1,623 RBI; 1999 N.L. MVP
Javy Lopez	8	2014	Lifetime average of .287, 260 HR, 864 RBI; 3-time All-Star
Rabbit Maranville	1	2014	Heart of 1914 Miracle Braves; Finished in top 10 in MVP voting 5 times
Dave Pursley	---	2014	Athletic Trainer from 1961 to 2002
Don Sutton	---	2015	Broadcaster from 1998 to 2006 and 2009 to 2019
Andruw Jones	25	2016	Lifetime average of .254, 434 HR, 1,289 RBI; 10 Gold Glove awards
John Schuerholz	---	2016	General Manager from 1990-2007
Tim Hudson	15	2017	Won 222 games, Lost 133 (113-72 w/Braves); 4-time All-Star
Joe Simpson	---	2017	Broadcaster from 1992-present
Hugh Duffy	---	2018	Lifetime average of .326; 106 HR, 1,302; MLB-record .438 BA in 1894
Terry Pendleton	5	2018	Lifetime average of .270, 140 HR, 946 RBI; coach from 2002-17

BRAVES RETIRED NUMBERS

The Braves have retired 11 numbers, including Jackie Robinson's No. 42, which MLB retired across the sport on April 15, 1997.

21

WARREN SPAHN

NUMBER RETIRED - 1965
HALL OF FAME - 1973

41

EDDIE MATHEWS

NUMBER RETIRED - 1969
HALL OF FAME - 1978

44

HANK AARON

NUMBER RETIRED - 1975
HALL OF FAME - 1982

35

PHIL NIEKRO

NUMBER RETIRED - 1984
HALL OF FAME - 1997

3

DALE MURPHY

NUMBER RETIRED - 1994

31

GREG MADDUX

NUMBER RETIRED - 2009
HALL OF FAME - 2014

41

TOM GLAVINE

NUMBER RETIRED - 2010
HALL OF FAME - 2014

6

BOBBY COX

NUMBER RETIRED - 2011
HALL OF FAME - 2014

29

JOHN SMOLTZ

NUMBER RETIRED - 2012
HALL OF FAME - 2015

10


CHIPPER JONES

NUMBER RETIRED - 2013
HALL OF FAME - 2018

42

JACKIE ROBINSON

NUMBER RETIRED BY
MAJOR LEAGUE BASEBALL
ON APRIL 15, 1997



HANK AARON



OUTFIELDER Full Name **Henry Louis Aaron**

Batted **Right** Threw **Right**
 Height **6-0** Weight **180**
 DOB **2/5/1934** Born **Mobile, AL**
 Died: **1/22/21 in Atlanta, GA**
 Years with Braves: **1954-74**
 Number Retired **1975**

One of the greatest hitters of all time, Hank Aaron was elected to Baseball's Hall of Fame in January 1982. He missed by nine votes being the first unanimous choice ever in the voting by the Baseball Writers' Association of America. Aaron received 406 of a possible 415 votes for 97.8 percent. Aaron and Frank Robinson were inducted into the Hall of Fame at Cooperstown, N.Y., on August 1, 1982. In his 23-year Major League career, Aaron re-wrote baseball's record book. He holds more Major League batting records than any other player in the game's history. Among his records are Most Runs Batted In, Lifetime (2,297); Most Extra-Base Hits, Lifetime (1,477); and Most Total Bases, Lifetime (6,856). Aaron also ranks second on the all-time list in at-bats (12,364), and home runs (755), third in games (3,298) and hits (3,771), fourth in runs (2,174, tied with Babe Ruth), 10th in doubles (624), 12th in singles (2,294) and is tied for 18th in years of service (23). His most famous home run came in Atlanta on April 8, 1974, when he hit his 715th, breaking Babe Ruth's seemingly untouchable record. He did it before a sellout crowd of 53,775 at Atlanta Stadium. The pitch came in the bottom of the fourth inning, the Los Angeles Dodgers leading 3-1, with a 1-0 count and Darrell Evans waiting on first. Al Downing threw a fastball at 9:07 p.m. that Hank sent over the left field fence. Reliever Tom House caught the ball in the Braves' bullpen and brought it to Aaron in the home plate celebration. On May 17, 1970, Hank singled at Cincinnati to become the first player to compile both 3,000 career hits and more than 500 homers. He joined the 30-30 club (30 HRs and 30 SBs in the same season) in 1963. Aaron played in the Major League All-Star Game 24 times, including the years 1959-61 when two games were played. He was honored as the National League's Most Valuable Player in 1957 and named Player of the Year by Sporting News in 1956 and 1963. He played 21 seasons with the Braves before being traded to Milwaukee for outfielder Dave May and minor leaguer Roger Alexander at the end of 1974. Aaron retired as a player two years later. Aaron was first scouted by Dewey Griggs of the Milwaukee Braves during an Indianapolis Clowns tryout. The Braves eventually were able to strike a deal and beat out the Giants for Aaron's services. In 1952 he was assigned to the Eau Claire, Wisconsin, team of the Northern League. He was the unanimous choice for the Northern League's Rookie of the Year while only playing in 87 games (.336, 9 HR, 61 RBI, 116 hits and 89 runs).

In 1953 he was promoted to the Jacksonville Tars, where he became the first African-American player in the South Atlantic League. Aaron won the batting title (.362) and led the league in RBI (125), runs (115), hits (208) and finished second in home runs (22) and earned the league's MVP award. He began his Major League career in 1954 when a spring training injury forced Bobby Thomson out of the Braves' lineup. In his debut he struck out twice, grounded out, hit into a double play and fouled out. Aaron hit his first home run off Vic Raschi on April 23, 1954. He became the second youngest player to win a batting title (.328) in 1956 and the second youngest to collect his 1,000th hit, off Sandy Koufax in 1959. On June 12, 1967, Aaron recorded his 2,500th hit and achieved his 3,000th hit on May 17, 1970. His 2,000th RBI came on July 3, 1972. During his career, Aaron had a 20-year string of 20 or more home runs. After turning 35, he hit 245 home runs and from the ages 35 to 39 he hit at least 34 home runs a year. Over his 23-year Major League career, he averaged just 63 strikeouts a year, with his highest strikeout total being 97 in 1967. He hit .300 or better in 14 seasons, won the NL home run crown three times and tied for a fourth, led the league in RBI four times and won three Gold Gloves. Aaron hit his 755 home runs off 310 different pitchers, including 12 Hall of Famers. He hit the most off of Hall of Famer Don Drysdale (17), the most in the month of July (152), the most against the Cincinnati Reds (97) and the most in the first inning (124). Aaron hit 400 solo home runs and hit seven of his 755 as a second baseman and had three pinch-hit home runs. He had only one three-homer game, at San Francisco on June 21, 1959. Following his playing career, Aaron joined the Braves' front office on October 7, 1976, for a 13-year tenure as a Braves Vice President and Director of Player Development. In that position, he oversaw the development of many players instrumental in the Braves' 1982 National League West Division championship, including Dale Murphy, who won back-to-back NL MVP awards in 1982-83. Since December of 1989, he has served as Braves' Senior Vice President. In February of 2000, Aaron replaced the late Pee Wee Reese on the Hall of Fame Veterans Committee.

Note: Aaron's executive bio appears in the Front Office section of the media guide.

COMPLETE RECORD

Year	Club	AVG	G	AB	R	H	2B	3B	HR	RBI	BB	SO	SB
1952	Eau Claire	.336	87	345	79	116	19	4	9	61	33	19	25
1953	Jacksonville	.362	137	574	115	208	36	14	22	125	35	22	13
1954	Milwaukee	.280	122	468	58	131	27	6	13	69	28	39	2
1955	Milwaukee	.314	153	602	105	189	37	9	27	106	49	61	3
1956	Milwaukee	.328	153	609	106	200	34	14	26	92	37	54	2
1957	Milwaukee	.322	151	615	118	198	27	6	44	132	57	58	1
1958	Milwaukee	.326	153	601	109	196	34	4	30	95	59	49	4
1959	Milwaukee	.355	154	629	116	223	46	7	39	123	51	54	8
1960	Milwaukee	.292	153	590	102	172	20	11	40	126	60	63	16
1961	Milwaukee	.327	155	603	115	197	39	10	34	120	56	64	21
1962	Milwaukee	.323	156	592	127	191	28	6	45	128	66	73	15
1963	Milwaukee	.319	161	631	121	201	29	4	44	130	78	94	31
1964	Milwaukee	.328	145	570	103	187	30	2	24	95	62	46	22
1965	Milwaukee	.318	150	570	109	181	40	1	32	89	60	81	24
1966	Atlanta	.279	158	603	117	168	23	1	44	127	76	96	21
1967	Atlanta	.307	155	600	113	184	37	3	39	109	63	97	17
1968	Atlanta	.287	160	606	84	174	33	4	29	86	64	62	28
1969	Atlanta	.300	147	547	100	164	30	3	44	97	87	47	9
1970	Atlanta	.298	150	516	103	154	26	1	38	118	74	63	9
1971	Atlanta	.327	139	495	95	162	22	3	47	118	71	58	1
1972	Atlanta	.265	129	449	75	119	10	0	34	77	92	55	4
1973	Atlanta	.301	120	392	84	118	12	1	40	96	68	51	1
1974	Atlanta	.268	112	340	47	91	16	0	20	69	39	29	1
1975	Milwaukee	.234	137	465	45	109	16	2	12	60	70	51	0
1976	Milwaukee	.229	85	271	22	62	8	0	10	35	35	38	0
A.L. Totals		.232	222	736	67	171	24	2	22	95	105	89	0
N.L. Totals		.310	3076	11628	2107	3600	600	96	733	2202	1297	1289	240
Major Totals		.305	3298	12364	2174	3771	624	98	755	2297	1402	1383	240

LEAGUE CHAMPIONSHIP SERIES RECORD

Year	Club, Opp	AVG	G	AB	R	H	2B	3B	HR	RBI	SB
1969	Atl. vs. N.Y.	.357	3	14	3	5	2	0	3	7	0

WORLD SERIES RECORD

Year	Club, Opp	AVG	G	AB	R	H	2B	3B	HR	RBI	SB
1957	Mil. vs. N.Y.	.393	7	28	5	11	0	1	3	7	0
1958	Mil. vs. N.Y.	.333	7	27	3	9	2	0	0	2	0
W.S. Totals		.364	14	55	8	20	2	1	3	9	0



Hall of Famer Hank Aaron hit 733 career home runs for the Braves.



BOBBY COX

6

MANAGER

Full Name **Robert Joe Cox**

Bats **Right**

Throws **Right**

Height **6-0**

Weight **185**

DOB **5/21/1941**

Resides **Tulsa, OK**

Years With Braves **1978-1981, 1990-2010**

Number Retired **2011**

Known as the consummate “players” manager, Bobby Cox treated everyone with respect and dignity. He spent 29 seasons as a Major League skipper, including 25 seasons in two stints at the helm of the Braves. His 2,504 wins rank fourth all-time and include a franchise-best 2,149 victories with the Braves and 355 with the Toronto Blue Jays. Cox posted an overall career record of 2,504-2001-3 (.556). The 2010 campaign marked his final season on the bench, as Atlanta went 91-71 and claimed the National League’s Wild Card. The 2010 campaign was Cox’s 15th with 90 or more wins, tying him for second all-time in 90-win seasons with Hall of Fame skipper Joe McCarthy (15) and putting him one behind the legendary John McGraw (16). Cox and McCarthy are the only managers in Major League history to compile six 100-win seasons. On June 8, 2009, Cox posted his 2,000th Braves victory, making him just the fourth skipper in big-league history to claim 2,000 wins with one team, joining Connie Mack (Athletics), John McGraw (Giants) and Walter Alston (Dodgers). On September 29, 2004, in the season’s final home game, Cox earned his 2,000th career victory with a 6-4 decision over the New York Mets. He became just the ninth skipper in big-league history to reach the milestone. Cox won 15 division crowns in his career, including 14 straight in Atlanta that led to five pennants (1991, 1992, 1995, 1996 and 1999) and one World Championship (1995). He had a string of 15 consecutive winning seasons from 1991 to 2005, tying him with Al Lopez and Earl Weaver for third place all-time in consecutive winning campaigns. Cox was voted the Manager of the Year by the Baseball Writers Association of America four times (1985 with Toronto and 1991, 2004 and 2005

with Atlanta). The Sporting News, in a poll of his peers, honored Cox as the league’s top skipper seven times with the Braves and eight times overall. No other manager has won the Sporting News award more than three times since the magazine started the balloting in 1936. In 1991 the Associated Press named him MLB Manager of the Year, as he became the first manager to earn that honor in both leagues, having also won it while with the Blue Jays in 1985. Cox brought the city of Atlanta its first major professional sports championship in 1995 when the Braves beat Cleveland, four games to two, in the World Series. Cox managed the Braves from 1978 to ‘81, compiling a 266-323 record and laying the groundwork for the club’s NL West title in 1982. He began a four-year tenure as Toronto’s manager in 1982, lifting a habitual last-place team to within one game of attaining a World Series berth in 1985. Cox returned to the Braves as general manager in October 1985 and oversaw a farm system which set the foundation for great success. He added the field managing responsibilities on June 22, 1990, then devoted all his time to those duties when the Braves named John Schuerholz as General Manager in October of that year. When Braves owner Ted Turner fired Cox in 1981, Turner was asked at the press conference who was likely to be the next manager. “It would be Bobby Cox if I hadn’t just fired him,” Turner said. “We need someone like him around here.” The Braves retired Cox’s uniform number 6 and inducted him into the Braves Hall of Fame in August 2011. He was inducted into the National Baseball Hall of Fame in July 2014, along with two of his former pitchers, Greg Maddux and Tom Glavine.

MANAGERIAL RECORD

Year	Club / League	W-L	Overall		Vs. Division		Extra Innings	
			Pct.	Pos.	W-L	Pct.	W-L	Pct.
1971	Ft. Lauderdale / FSL	71-70	.504	4th				
1972	West Haven / Eastern	84-56	.600	1st				
1973	Syracuse / International	76-70	.521	3rd				
1974	Syracuse / International	74-70	.514	2nd				
1975	Syracuse / International	72-64	.529	3rd				
1976	Syracuse / International	82-57	.590	2nd				
1978	Atlanta / National	69-93	.426	6th	38-52	.422	6-8	.429

MANAGERIAL RECORD, CONTINUED

Year	Club / League	Overall			Vs. Division		Extra Innings	
		W-L	Pct.	Pos.	W-L	Pct.	W-L	Pct.
1979	Atlanta / National	66-94	.413	6th	42-48	.467	3-9	.250
1980	Atlanta / National	81-80	.503	4th	43-46	.483	8-6	.571
1981	Atlanta / National	50-56-1	.472	5th	31-33	.484	10-4	.714
1982	Toronto / American	78-84	.481	T6th	33-45	.423	10-5	.667
1983	Toronto / American	89-73	.549	4th	39-39	.500	11-6	.647
1984	Toronto / American	89-73-1	.549	2nd	37-41	.474	6-12	.333
1985	Toronto / American	99-62	.615	1st	44-33	.571	12-5	.706
1990	Atlanta / National	40-57	.412	6th	22-35	.386	4-8	.333
1991	Atlanta / National	94-68	.580	1st	51-39	.567	8-6	.571
1992	Atlanta / National	98-64	.605	1st	58-32	.644	10-7	.588
1993	Atlanta / National	104-58	.642	1st	55-23	.705	7-6	.538
1994	Atlanta / National	68-66	.586	2nd	23-16	.590	7-2	.778
1995	Atlanta / National	90-54	.625	1st	31-21	.596	3-9	.250
1996	Atlanta / National	96-66	.593	1st	32-20	.615	6-8	.429
1997	Atlanta / National	101-61	.623	1st	29-19	.604	10-10	.500
1998	Atlanta / National	106-56	.654	1st	30-18	.625	2-4	.333
1999	Atlanta / National	103-59	.636	1st	35-16	.686	17-5	.773
2000	Atlanta / National	95-67	.586	1st	27-24	.529	3-5	.375
2001	Atlanta / National	88-74	.543	1st	42-34	.553	8-8	.500
2002	Atlanta / National	101-59-1	.631	1st	47-28	.627	7-8	.467
2003	Atlanta / National	101-61	.623	1st	41-35	.539	7-10	.412
2004	Atlanta / National	96-66	.593	1st	51-25	.671	7-8	.467
2005	Atlanta / National	90-72	.556	1st	42-33	.560	6-7	.462
2006	Atlanta / National	79-83	.488	3rd	35-38	.479	8-3	.727
2007	Atlanta / National	84-78	.519	3rd	39-33	.542	6-9	.400
2008	Atlanta / National	72-90	.444	4th	31-41	.431	3-10	.231
2009	Atlanta / National	86-76	.531	3rd	41-31	.569	9-7	.563
2010	Atlanta / National	91-71	.562	2nd	38-34	.528	8-7	.533
Minor Totals		459-387	.543		---	---	---	---
Atlanta Totals		2149-1709-2	.557		954-774	.552	173-174	.499
Major Totals		2504-2001-3	.556		1107-931	.543	212-202	.512

RECORD IN POSTSEASON & ALL-STAR GAMES

Year	Club	League	Opponent	D.S.		L.C.S.		W.S.		A.S.G.		
				W	L	W	L	W	L	W	L	
1985	Toronto	American	Kansas City	-	-	3	4	-	-	-	-	
1991	Atlanta	National	Pittsburgh	-	-	4	3	-	-	-	-	
1992	Atlanta	National	Minnesota	-	-	-	-	3	4	-	-	
			Pittsburgh	-	-	4	3	-	-	-	-	
			Toronto	-	-	-	-	2	4	-	-	
1993	Atlanta	National	American	-	-	-	-	-	-	0	1	
			Philadelphia	-	-	2	4	-	-	-	-	
1995	Atlanta	National	American	-	-	-	-	-	-	0	1	
			Colorado	3	1	-	-	-	-	-	-	-
			Cincinnati	-	-	4	0	-	-	-	-	-
1996	Atlanta	National	Cleveland	-	-	-	-	4	2	-	-	
			Los Angeles	3	0	-	-	-	-	-	-	-
			St. Louis	-	-	4	3	-	-	-	-	-
1997	Atlanta	National	New York (A)	-	-	-	-	2	4	-	-	
			American	-	-	-	-	-	-	1	0	
			Houston	3	0	-	-	-	-	-	-	-
1998	Atlanta	National	Florida	-	-	2	4	-	-	-	-	
			American	-	-	-	-	-	-	0	1	
			Chicago	3	0	-	-	-	-	-	-	-
1999	Atlanta	National	San Diego	-	-	2	4	-	-	-	-	
			Houston	3	1	-	-	-	-	-	-	-
			New York (N)	-	-	4	2	-	-	-	-	-
2000	Atlanta	National	New York (A)	-	-	-	-	0	4	-	-	
			St. Louis	0	3	-	-	-	-	-	-	-
			American	-	-	-	-	-	-	-	0	1
2001	Atlanta	National	Houston	3	0	-	-	-	-	-	-	
			Arizona	-	-	1	4	-	-	-	-	-
2002	Atlanta	National	San Francisco	2	3	-	-	-	-	-	-	
2003	Atlanta	National	Chicago	2	3	-	-	-	-	-	-	
2004	Atlanta	National	Houston	2	3	-	-	-	-	-	-	
2005	Atlanta	National	Houston	1	3	-	-	-	-	-	-	
2010	Atlanta	National	San Francisco	1	3	-	-	-	-	-	-	
Totals				26	20	30	31	11	18	1	4	



TOM GLAVINE

47

PITCHER

Full Name **Thomas Michael Glavine**

Bats **Left**

Throws **Left**

Height **6-0**

Weight **205**

DOB **3/25/1966**

Born **Concord, MA**

Years With Braves **1987-2002, 2008**

Number Retired **2010**

Tom Glavine won 305 regular-season games in his 22-year Major League career. But it was his eight innings of one-hit, shutout baseball in Game 6 of the 1995 World Series that accounted for his most significant victory. The Braves won 1-0 to capture the first championship in Atlanta history, and Glavine earned the series Most Valuable Player. The left-hander arrived in Atlanta in 1987 and he won 20 or more games each year from 1991 to 1993. He won two Cy Young awards, first in 1991 and then in 1998. From 1993 to 1999, the Braves featured arguably the game's top starting rotation – led by Glavine, Greg Maddux and John Smoltz. Over that seven-year stretch, Atlanta won six NL West Division titles and the League Championship Series in 1995, 1996 and 1999 in addition to the 1995 World Series. Glavine also pitched in two other Fall Classics – in 1991 and 1992. Following the 2002 season, Glavine signed as a free agent with the New York Mets.

He won his 300th game on August 5, 2007, an 8-3 verdict over the Chicago Cubs, becoming the 23rd pitcher and just the sixth left-hander to reach that plateau. Glavine returned to Atlanta in 2008 before retiring after the 2009 season. On the Braves' career lists, Glavine ranks fourth in wins (244) and strikeouts (2,091). He had five 20-win seasons, leading the NL or tying for the lead each time. Glavine's lifetime ledger was 305-203 with a 3.54 ERA, and his 682 games started ranked 12th on baseball's all-time list when he retired. Possessing excellent control, the 10-time All-Star was a master at mixing up the speed of his pitches and locating them on – or just off – the corners of the strike zone. He also won four Silver Slugger Awards. Glavine was inducted into the National Baseball Hall of Fame in July 2014, after earning 91.9 percent of the vote in his first year on the ballot.

COMPLETE RECORD

Year	Club	W-L	ERA	G	GS	CG	SHO	SV	IP	H	R	ER	HR	HB	BB	SO	WP	BK
1984	Bradenton	2-3	3.34	8	7	0	0	0	32.1	29	17	12	0	1	13	34	12	0
1985	Sumter	9-6	2.35	26	26	2	1	0	168.2	114	58	44	6	9	73	174	19	0
1986	Greenville	11-6	3.41	22	22	2	1	0	145.1	129	62	55	14	2	70	114	8	0
	Richmond	1-5	5.63	7	7	1	1	0	40.0	40	29	25	4	2	27	12	3	0
1987	Richmond	6-12	3.35	22	22	4	1	0	150.1	142	70	56	15	5	56	91	8	0
	Atlanta	2-4	5.54	9	9	0	0	0	50.1	55	34	31	5	3	33	20	1	1
1988	Atlanta	7-17	4.56	34	34	1	0	0	195.1	201	111	99	12	8	63	84	2	2
1989	Atlanta	14-8	3.68	29	29	6	4	0	186.0	172	88	76	20	2	40	90	2	0
1990	Atlanta	10-12	4.28	33	33	1	0	0	214.1	232	111	102	18	1	78	129	8	1
1991	Atlanta	20-11	2.55	34	34	9	1	0	246.2	201	83	70	17	2	69	192	10	2
1992	Atlanta	20-8	2.76	33	33	7	5	0	225.0	197	81	69	6	2	70	129	5	0
1993	Atlanta	22-6	3.20	36	36	4	2	0	239.1	236	91	85	16	2	90	120	4	0
1994	Atlanta	13-9	3.97	25	25	2	0	0	165.1	173	76	73	10	1	70	140	8	1
1995	Atlanta	16-7	3.08	29	29	3	1	0	198.2	182	76	68	9	5	66	127	3	0
1996	Atlanta	15-10	2.98	36	36	1	0	0	235.1	222	91	78	14	0	85	181	4	0
1997	Atlanta	14-7	2.96	33	33	5	2	0	240.0	197	86	79	20	4	79	152	3	0
1998	Atlanta	20-6	2.47	33	33	4	3	0	229.1	202	67	63	13	2	74	157	3	0
1999	Atlanta	14-11	4.12	35	35	2	0	0	234.0	259	115	107	18	4	83	138	2	0
2000	Atlanta	21-9	3.40	35	35	4	2	0	241.0	222	101	91	24	4	65	152	0	0
2001	Atlanta	16-7	3.57	35	35	1	1	0	219.1	213	92	87	24	2	97	116	2	0
2002	Atlanta	18-11	2.96	36	36	2	1	0	224.2	210	85	74	21	8	78	127	2	0
2003	New York (NL)	9-14	4.52	32	32	0	0	0	183.1	205	94	92	21	2	66	82	2	0
2004	New York (NL)	11-14	3.60	33	33	1	1	0	212.1	204	94	85	20	0	70	109	0	0

2005	New York (NL)	13-13	3.53	33	33	2	1	0	211.1	227	88	83	12	3	61	105	1	0
2006	New York (NL)	15-7	3.82	32	32	0	0	0	198.0	202	94	84	22	6	62	131	1	0
2007	New York (NL)	13-8	4.45	34	34	1	1	0	200.1	219	102	99	23	4	64	89	2	0
2008	Atlanta	2-4	5.54	13	13	0	0	0	63.1	67	40	39	11	1	37	37	0	0
	Myrtle Beach#	0-0	2.25	1	1	0	0	0	4.0	3	1	1	0	1	1	4	0	0
2009	Mississippi#	0-1	3.60	1	1	0	0	0	5.0	4	3	2	0	0	1	1	0	0
	Rome#	1-0	0.00	1	1	0	0	0	6.0	3	0	0	0	0	0	2	1	0
	Mississippi#	0-0	4.50	1	1	0	0	0	2.0	3	1	1	1	1	0	1	0	0
	Gwinnett#	1-0	3.38	2	2	0	0	0	8.0	11	3	3	1	0	2	3	0	0
Minor Totals		31-33	3.19	91	90	9	4	0	561.2	478	244	199	41	20	244	435	51	0
Atlanta Totals		244-147	3.41	518	518	52	22	0	3408.0	3241	1428	1291	258	51	1177	2091	59	7
Major Totals		305-203	3.54	682	682	56	25	0	4413.1	4298	1900	1734	356	66	1500	2607	65	7

Bold indicates led league; #Injury rehabilitation assignment.

DIVISION SERIES RECORD

Year	Club, Opp.	W-L	ERA	G	GS	CG	SHO	SV	IP	H	R	ER	HR	HB	BB	SO	WP	BK
1995	Atl. vs. Col.	0-0	2.57	1	1	0	0	0	7.0	5	3	2	1	0	1	3	0	0
1996	Atl. vs. LA	1-0	1.35	1	1	0	0	0	6.2	5	1	1	0	0	3	7	0	0
1997	Atl. vs. Hou.	1-0	4.50	1	1	0	0	0	6.0	5	3	3	0	0	5	4	0	0
1998	Atl. vs. Chi.	0-0	1.29	1	1	0	0	0	7.0	3	1	1	0	0	1	8	0	0
1999	Atl. vs. Hou.	0-0	3.00	1	1	0	0	0	6.0	5	2	2	0	1	3	6	0	0
2000	Atl. vs. Stl.	0-1	27.00	1	1	0	0	0	2.1	6	7	7	2	1	1	2	0	0
2001	Atl. vs. Hou.	1-0	0.00	1	1	0	0	0	8.0	6	0	0	0	0	2	3	0	0
2002	Atl. vs. SF	0-2	15.26	2	2	0	0	0	7.2	17	13	13	1	0	7	4	0	0
2006	NYM vs. LA	1-0	0.00	1	1	0	0	0	6.0	4	0	0	0	0	2	2	0	0
D.S. Totals		4-3	4.61	10	10	0	0	0	56.2	56	30	29	4	2	25	39	0	0

LEAGUE CHAMPIONSHIP SERIES RECORD

Year	Club, Opp.	W-L	ERA	G	GS	CG	SHO	SV	IP	H	R	ER	HR	HB	BB	SO	WP	BK
1991	Atl. vs. Pit.	0-2	3.21	2	2	0	0	0	14.0	12	5	5	1	0	6	11	0	0
1992	Atl. vs. Pit.	0-2	12.27	2	2	0	0	0	7.1	13	11	10	3	2	3	2	0	0
1993	Atl. vs. Phi.	1-0	2.57	1	1	0	0	0	7.0	6	2	2	1	0	0	5	0	0
1995	Atl. vs. Cin.	0-0	1.29	1	1	0	0	0	7.0	7	1	1	0	1	2	5	0	0
1996	Atl. vs. Stl.	1-1	2.08	2	2	0	0	0	13.0	10	3	3	2	1	0	9	0	0
1997	Atl. vs. Fla.	1-1	5.40	2	2	0	0	0	13.1	13	8	8	0	1	11	9	0	0
1998	Atl. vs. SD	0-2	2.31	2	2	0	0	0	11.2	13	6	3	0	0	9	8	0	0
1999	Atl. vs. NY	1-0	0.00	1	1	0	0	0	7.0	7	0	0	0	0	1	0	0	0
2001	Atl. vs. Ari.	1-1	1.50	2	2	0	0	0	12.0	10	4	2	1	0	5	5	1	0
2006	NYM vs. Stl.	1-1	2.45	2	2	0	0	0	11.0	11	3	3	1	0	5	4	0	0
L.C.S. Totals		6-10	3.22	17	17	0	0	0	103.1	102	43	37	9	5	42	66	1	0

WORLD SERIES RECORD

Year	Club, Opp.	W-L	ERA	G	GS	CG	SHO	SV	IP	H	R	ER	HR	HB	BB	SO	WP	BK
1991	Atl. vs. Min.	1-1	2.70	2	2	1	0	0	13.1	8	6	4	2	0	7	8	0	1
1992	Atl. vs. Tor.	1-1	1.59	2	2	0	0	0	17.0	10	3	3	2	0	4	8	0	0
1995	Atl. vs. Cleve.	2-0	1.29	2	2	0	0	0	14.0	4	2	2	1	0	6	11	1	0
1996	Atl. vs. NYY	0-1	1.29	1	1	0	0	0	7.0	4	2	1	0	0	3	8	0	0
1999	Atl. vs. NYY	0-0	5.14	1	1	0	0	0	7.0	7	5	4	3	0	0	3	0	0
W.S. Totals		4-3	2.16	8	8	3	0	0	58.1	33	18	14	8	0	20	38	1	1

ALL-STAR GAME RECORD

Year	Club, Site	W-L	ERA	G	GS	CG	SHO	SV	IP	H	R	ER	HR	HB	BB	SO	WP	BK
1991	N.L., Tor.	0-0	0.00	1	1	0	0	0	2.0	1	0	0	0	0	1	3	0	0
1992	N.L., SD	0-1	27.00	1	1	0	0	0	1.2	9	5	5	0	0	0	2	0	0
1993	N.L., Bal.						Did Not Pitch											
1996	N.L., Phi.	0-0	0.00	1	0	0	0	0	1.0	0	0	0	0	0	0	1	0	0
1997	N.L., Cle.						Did Not Pitch											
1998	N.L., Col.	0-0	27.00	1	0	0	0	0	1.1	5	4	4	0	0	3	0	0	0
2000	N.L., Atl.	0-0	0.00	1	0	0	0	0	1.0	0	0	0	0	0	0	1	0	0
2002	N.L., Mil.						Did Not Pitch											
2004	N.L., Hou.	0-0	0.00	1	0	0	0	0	1.0	1	0	0	0	0	0	0	0	0
2006	N.L., Pit.						Did Not Pitch											
All-Star Totals		0-1	10.13	6	2	0	0	0	8.0	16	9	9	0	0	4	7	0	0



CHIPPER JONES

10

INFIELDER

 Full Name **Larry Wayne Jones, Jr.**

 Bats **Switch**

 Throws **Right**

 Height **6-4**

 Weight **210**

 DOB **4/24/1972**

 Born **DeLand, FL**

 Years With Braves **1993, 1995-2012**

 Number Retired **2013**

Chipper Jones went from a first overall draft pick to a first-ballot Hall of Famer. In between, he spent his entire 18-year major league career in a Braves uniform, playing in more games than anyone in Atlanta history (2,499). He is the Atlanta career leader in virtually every offensive category, including hits (2,726), doubles (549), home runs (468), RBI (1,623), runs (1,619), total bases (4,755), extra-base hits (1,055), walks (franchise-record 1,512), on-base percentage (franchise-record .401) and at-bats (8,984). His .303 batting average and .529 slugging percentage rank second and his 38 triples tied for second. On the franchise career lists, Jones is second to Hank Aaron in games, at-bats, runs, hits, doubles, RBI, total bases and extra-base hits; third in home runs and slugging percentage; and tied for fifth in batting average. Jones is the lone switch-hitter in Major League Baseball history with a lifetime .300 batting average and 300-plus home runs. Only Frankie Frisch posted a higher average (.316), only Eddie Murray collected more RBI (1,917) and only

Mickey Mantle (536) and Murray (504) slugged more homers. The Braves selected Jones in the 1990 amateur draft, and five years later he was runner-up for National League Rookie of the Year honors (to Los Angeles pitcher Hideo Nomo). Jones evolved into a premier third baseman and was an eight-time All-Star, including four starts. He was named the 1999 NL Most Valuable Player after batting .319 with 41 doubles, 45 homers, 110 RBI, 116 runs and 126 walks. Five other times he finished in the top 10 in MVP balloting. On July 5, 2007, Jones passed Dale Murphy for the most home runs in Atlanta annals. In 2008, Jones led the league with a .364 batting average (third-best in franchise history). He owns four of the top 10 season on-base percentages in franchise history, including an Atlanta-record .470 mark in 2008. In his first year of eligibility for the National Baseball Hall of Fame in 2018, Jones received 97.2 percent of the vote. He was inducted into the Braves Hall of Fame in 2013 and the Georgia Sports Hall of Fame in 2015..

COMPLETE RECORD

Year	Club	AVG	G	AB	R	H	2B	3B	HR	RBI	SH	SF	HP	BB	SO	SB-CS	OBP	SLG	E	
1990	GCL Braves	.229	44	140	20	32	1	1	1	18	2	2	6	14	25	5-3	.321	.271	18	
1991	Macon	.326	136	473	104	154	24	11	15	98	1	10	3	69	70	40-9	.407	.518	56	
1992	Durham	.277	70	264	43	73	22	1	4	31	1	3	2	31	34	10-8	.353	.413	14	
	Greenville	.346	67	266	43	92	17	11	9	42	4	4	0	11	32	14-1	.367	.594	18	
1993	Richmond	.325	139	536	97	174	31	12	13	89	3	6	1	57	70	23-8	.387	.500	43	
	Atlanta	.667	8	3	2	2	1	0	0	0	0	0	0	1	1	0-0	.750	1.000	0	
1994	Atlanta																			
1995	Atlanta	.265	140	524	87	139	22	3	23	86	1	4	0	73	99	8-4	.353	.450	25	
1996	Atlanta	.309	157	598	114	185	32	5	30	110	1	7	0	87	88	14-1	.393	.530	17	
1997	Atlanta	.295	157	597	100	176	41	3	21	111	0	6	0	76	88	20-5	.371	.479	15	
1998	Atlanta	.313	160	601	123	188	29	5	34	107	1	8	1	96	93	16-6	.404	.547	12	
1999	Atlanta	.319	157	567	116	181	41	1	45	110	0	6	2	126	94	25-3	.441	.633	17	
2000	Atlanta	.311	156	579	118	180	38	1	36	111	0	10	2	95	64	14-7	.404	.566	25	
2001	Atlanta	.330	159	572	113	189	33	5	38	102	0	5	2	98	82	9-10	.427	.605	18	
2002	Atlanta	.327	158	548	90	179	35	1	26	100	0	5	2	107	89	8-2	.435	.536	7	
2003	Atlanta	.305	153	555	103	169	33	2	27	106	0	6	1	94	83	2-2	.402	.517	7	
2004	Atlanta	.248	137	472	69	117	20	1	30	96	0	7	4	84	96	2-0	.362	.485	6	
	Rome#	.000	1	4	0	0	0	0	0	0	0	0	0	0	0	0-0	1.000	.000	0	
2005	Atlanta	.296	109	358	66	106	30	0	21	72	0	2	0	72	56	5-1	.412	.556	5	
	Rome#	.500	3	6	1	3	0	0	0	2	0	0	0	3	1	0-0	.667	.500	1	
2006	Atlanta	.324	110	411	87	133	28	3	26	86	0	4	1	61	73	6-1	.409	.596	18	
	Mississippi#	.167	2	6	1	1	0	0	0	0	0	0	0	2	0	0-0	.167	.167	1	
2007	Atlanta	.337	134	513	108	173	42	4	29	102	0	5	0	82	75	5-1	.425	.604	9	
2008	Atlanta	.364	128	439	82	160	24	1	22	75	0	4	1	90	61	4-0	.470	.574	13	
2009	Atlanta	.264	143	488	80	129	23	2	18	71	0	6	1	101	89	4-1	.388	.430	22	
2010	Atlanta	.265	95	317	47	84	21	0	10	46	0	3	0	61	47	5-0	.381	.426	10	
2011	Atlanta	.275	126	455	56	125	33	1	18	70	0	6	0	51	80	2-2	.344	.470	6	
	Rome#	.333	2	3	0	1	0	0	0	1	0	1	0	2	1	0-0	.500	.333	0	
2012	Atlanta	.287	112	387	58	111	23	0	14	62	0	3	1	57	51	1-0	.377	.455	11	
	Rome#	.250	2	4	0	1	0	0	0	1	0	0	0	2	1	0-0	.500	.250	1	
Minor Totals		.312	466	1702	309	531	95	36	42	282	11	26	12	189	236	92-30	.379	.484	152	
Major Totals		.303	2499	8984	1619	2726	549	38	468	1623	3	97	18	1512	1409	150-46	.401	.529	243	

Bold indicates led league; #Injury rehabilitation assignment.

WILD CARD GAME RECORD

Year	Club, Opp.	AVG	G	AB	R	H	2B	3B	HR	RBI	SH	SF	HP	BB	SO	SB	CS	E
2012	Atl. vs. Stl.	.200	1	5	0	1	0	0	0	0	0	0	0	0	1	0	0	1

DIVISION SERIES RECORD

Year	Club, Opp.	AVG	G	AB	R	H	2B	3B	HR	RBI	SH	SF	HP	BB	SO	SB	CS	E
1995	Atl. vs. Col.	.389	4	18	4	7	2	0	2	4	0	0	0	2	2	2	0	0
1996	Atl. vs. LA	.222	3	9	2	2	0	0	1	2	0	0	0	3	4	1	1	0
1997	Atl. vs. Hou.	.500	3	8	3	4	0	0	1	2	0	1	0	3	2	1	0	1
1998	Atl. vs. Chi.	.200	2	10	2	2	0	0	0	1	0	0	0	4	3	0	0	0
1999	Atl. vs. Hou.	.231	4	13	2	3	0	0	0	1	0	1	0	5	2	0	0	1
2000	Atl. vs. Stl.	.333	3	12	2	4	1	0	0	1	0	0	0	1	4	0	0	2
2001	Atl. vs. Hou.	.444	3	9	2	4	0	0	2	5	0	0	0	3	1	0	1	0
2002	Atl. vs. SF	.294	5	17	3	5	0	0	0	2	0	0	0	5	2	0	0	0
2003	Atl. vs. Chi.	.167	5	18	3	3	0	0	2	6	0	0	0	3	4	0	0	0
2004	Atl. vs. Hou.	.200	5	20	4	4	0	0	0	0	0	0	0	3	2	0	0	0
2005	Atl. vs. Hou.	.176	4	17	3	3	2	0	1	2	0	0	0	4	4	0	0	0
D.S. Totals		.272	41	151	30	41	5	0	9	26	0	2	0	36	30	2	2	4

LEAGUE CHAMPIONSHIP SERIES RECORD

Year	Club, Opp.	AVG	G	AB	R	H	2B	3B	HR	RBI	SH	SF	HP	BB	SO	SB	CS	E
1995	Atl. vs. Cin.	.438	4	16	3	7	0	0	1	3	0	0	0	3	1	1	0	0
1996	Atl. vs. StL.	.440	7	25	6	11	2	0	0	4	0	1	0	3	1	1	0	1
1997	Atl. vs. Fla.	.292	6	24	5	7	1	0	2	4	1	0	0	2	3	0	0	0
1998	Atl. vs. SD	.208	6	24	2	5	1	0	0	1	0	0	0	4	5	0	0	0
1999	Atl. vs. NY	.263	6	19	3	5	2	0	0	1	0	0	1	9	7	3	0	2
2001	Atl. vs. Ari.	.263	5	19	1	5	1	0	0	2	0	0	0	3	6	0	0	1
L.C.S. Totals		.315	34	127	20	40	7	0	3	15	1	1	1	24	23	5	0	4

WORLD SERIES RECORD

Year	Club, Opp.	AVG	G	AB	R	H	2B	3B	HR	RBI	SH	SF	HP	BB	SO	SB	CS	E
1995	Atl. vs. Cle.	.286	6	21	3	6	3	0	0	1	0	1	0	4	3	0	0	1
1996	Atl. vs. NY	.286	6	21	3	6	3	0	0	3	0	1	0	4	2	1	0	0
1999	Atl. vs. NY	.231	4	13	2	3	0	0	1	2	0	0	0	4	2	0	1	0
W.S. Totals		.273	16	55	8	15	6	0	1	6	0	2	0	12	7	1	1	1

ALL-STAR GAME RECORD

Year	Club, Site	AVG	G	AB	R	H	2B	3B	HR	RBI	SH	SF	HP	BB	SO	SB	CS	E
1996	N.L., Phi.	.500	1	2	1	1	0	0	0	0	0	0	0	0	0	0	0	0
1997	N.L., Cle.	.000	1	1	0	0	0	0	0	0	0	0	0	1	0	0	0	0
1998	N.L., Col.	.000	1	2	1	0	0	0	0	0	0	0	0	0	0	0	0	0
2000	N.L., Atl.	1.000	1	3	1	3	0	0	1	1	0	0	0	0	0	0	0	0
2001	N.L., Sea.	.000	1	2	0	0	0	0	0	0	0	0	0	0	0	0	0	0
2008	N.L., NYY	.333	1	3	0	1	0	0	0	0	0	0	0	0	1	0	0	0
2011	N.L., Ari.					Injured - Did not play												
2012	N.L., KC	1.000	1	1	0	1	0	0	0	0	0	0	0	0	0	0	0	0
All-Star Totals		.429	7	14	3	6	0	0	1	1	0	0	0	1	1	0	0	0

WORLD BASEBALL CLASSIC RECORD

Year	Club	AVG	G	AB	R	H	2B	3B	HR	RBI	SH	SF	HP	BB	SO	SB	CS	E
2006	United States	.353	6	17	6	6	1	0	2	2	2	2	1	4	1	0	0	0
2009	United States	.000	3	10	0	0	0	0	0	0	0	0	0	1	6	0	0	0
W.B.C. Totals		.222	9	27	6	6	1	0	2	2	2	2	1	5	7	0	0	0



GREG MADDUX

31

PITCHER

Full Name **Gregory Alan Maddux**

Bats **Right**

Throws **Right**

Height **6-0**

Weight **170**

DOB **4/14/1966**

Born **San Angelo, TX**

Years With Braves **1993-2003**

Number Retired **2009**

Greg Maddux became the most dominant pitcher in baseball during his 11 seasons with the Braves from 1993 to 2003. On the heels of winning his first Cy Young Award in 1992 with the Chicago Cubs, Maddux signed with the Braves as a free agent and proceeded to win three consecutive Cy Young awards. With Atlanta, Maddux led the NL in ERA four times (1993, 1994, 1995 and 1998) and wins twice (1994 and 1995). His franchise-record 1.56 ERA during the 1994 season was the second-lowest in the major leagues since Bob Gibson's 1.12 mark in 1968. In 1995, Maddux went 19-2 with a 1.63 ERA while leading the league with 209.2 innings pitched, 10 complete games and three shutouts and helping the Braves win the World Series. On the Braves' career lists, Maddux ranks second in ERA (2.63), fifth in strikeouts (1,828), sixth in wins (194) and 10th in shutouts (21). The right-hander known as "Mad Dog" featured pinpoint control and uncanny late movement on his fastball. After leaving Atlanta, Maddux

had a second stint with the Cubs and before playing for the Los Angeles Dodgers and San Diego Padres. He won 15 or more games for 17 consecutive seasons (1988-2004) – the only pitcher in major league history to do so. Upon his retirement, Maddux ranked eighth all-time with 355 wins and 10th with 3,371 strikeouts. He won a record 18 Gold Gloves, including 10 with the Braves. He was an eight-time All-Star and the NL starting pitcher in 1994, 1997 and 1998. Maddux was inducted into the Braves Hall of Fame in 2009. At the induction ceremony, manager Bobby Cox remarked: "I get asked all the time was he the best pitcher I ever saw? Was he the smartest pitcher I ever saw? The most competitive I ever saw? The best teammate I ever saw? The answer is yes to all of those." Maddux was inducted into the National Baseball Hall of Fame in 2014, earning 97.2 percent of the vote (the 10th-highest total ever) in his first year on the ballot.

COMPLETE RECORD

Year	Club	W-L	ERA	G	GS	CG	SHO	SV	IP	H	R	ER	HR	HB	BB	SO	WP	BK
1984	Pikeville	6-2	2.63	14	12	2	2	0	85.2	63	35	25	2	8	41	62	4	1
1985	Peoria	13-9	3.19	27	27	6	0	0	186.0	176	86	66	9	6	52	125	5	2
1986	Pittsfield	4-3	2.69	8	8	4	2	0	63.2	49	22	19	1	1	15	35	1	4
	Iowa	10-1	3.02	18	18	5	2	0	128.1	127	49	43	3	12	30	65	4	5
1987	Chicago (NL)	2-4	5.52	6	5	1	0	0	31.0	44	20	19	3	1	11	20	2	0
	Iowa	3-0	0.98	4	4	2	2	0	27.2	17	3	3	1	2	12	22	2	0
1988	Chicago (NL)	6-14	5.61	30	27	1	1	0	155.2	181	111	97	17	4	74	101	4	7
	Chicago (NL)	18-8	3.18	34	34	9	3	0	249.0	230	97	88	13	9	81	140	3	6
1989	Chicago (NL)	19-12	2.95	35	35	7	1	0	238.1	222	90	78	13	6	82	135	5	3
1990	Chicago (NL)	15-15	3.46	35	35	8	2	0	237.0	242	116	91	11	4	71	144	3	3
1991	Chicago (NL)	15-11	3.35	37	37	7	2	0	263.0	232	113	98	18	6	66	198	6	3
1992	Chicago (NL)	20-11	2.81	35	35	9	4	0	268.0	201	68	65	7	14	70	199	5	0
1993	Atlanta	20-10	2.36	36	36	8	1	0	267.0	228	85	70	14	6	52	197	5	1
1994	Atlanta	16-6	1.56	25	25	10	3	0	202.0	150	44	35	4	6	31	156	3	1
1995	Atlanta	19-2	1.63	28	28	10	3	0	209.2	147	39	38	8	4	23	181	1	0
1996	Atlanta	15-11	2.72	35	35	5	1	0	245.0	225	85	74	11	3	28	172	4	0
1997	Atlanta	19-4	2.20	33	33	5	2	0	232.2	200	58	57	9	6	20	177	0	0
1998	Atlanta	18-9	2.22	34	34	9	5	0	251.0	201	75	62	13	7	45	204	4	0
1999	Atlanta	19-9	3.57	33	33	4	0	0	219.1	258	103	87	16	4	37	136	1	0
2000	Atlanta	19-9	3.00	35	35	6	3	0	249.1	225	91	83	19	10	42	190	1	2
2001	Atlanta	17-11	3.05	34	34	3	3	0	235.0	220	86	79	20	7	27	173	2	0
2002	Atlanta	16-6	2.62	34	34	0	0	0	199.1	194	67	58	14	4	45	118	1	0
2003	Atlanta	16-11	3.96	36	36	1	0	0	218.1	225	112	96	24	8	33	124	3	0

2004	Chicago (NL)	16-11	4.02	33	33	2	1	0	212.2	218	103	95	35	9	33	151	2	0
2005	Chicago (NL)	13-15	4.24	35	35	3	0	0	225.0	239	112	106	29	7	36	136	8	0
2006	Chicago (NL)	9-11	4.69	22	22	0	0	0	136.1	153	78	71	14	0	23	81	0	0
	Los Angeles (NL)	6-3	3.30	12	12	0	0	0	73.2	66	31	27	6	0	14	36	0	0
2007	San Diego	14-11	4.14	34	34	1	0	0	198.0	221	92	91	14	6	25	104	5	0
2008	San Diego	6-9	3.99	26	26	0	0	0	153.1	161	80	68	16	5	26	80	2	2
	Los Angeles (NL)	2-4	5.09	7	7	0	0	0	40.2	43	25	23	5	1	4	18	0	0
Minor Totals		36-15	2.86	71	69	19	8	0	491.1	432	195	156	16	29	150	309	16	12
Atlanta Totals		194-88	2.63	363	363	61	21	0	2526.2	2273	845	739	152	65	383	1828	25	4
Major Totals		355-227	3.16	744	740	109	35	0	5008.1	4726	1981	1756	353	137	999	3371	70	28

Bold indicates led league; #Injury rehabilitation assignment.

DIVISION SERIES RECORD

Year	Club, Opp.	W-L	ERA	G	GS	CG	SHO	SV	IP	H	R	ER	HR	HB	BB	SO	WP	BK
1995	Atl. vs. Col.	1-0	4.50	2	2	0	0	0	14.0	19	7	7	3	1	2	7	0	0
1996	Atl. vs. LAD	1-0	0.00	1	1	0	0	0	7.0	3	2	0	0	0	0	7	0	0
1997	Atl. vs. Hou.	1-0	1.00	1	1	1	0	0	9.0	7	1	1	0	0	1	6	0	0
1998	Atl. vs. Chi.	1-0	2.57	1	1	0	0	0	7.0	7	2	2	0	0	0	4	0	0
1999	Atl. vs. Hou.	0-1	2.57	2	1	0	0	0	7.0	10	2	2	2	0	5	5	0	0
2000	Atl. vs. StL.	0-1	11.25	1	1	0	0	0	4.0	9	7	5	1	0	3	2	0	0
2001	Atl. vs. Hou.	0-0	3.00	1	1	0	0	0	6.0	4	3	2	1	0	3	5	0	0
2002	Atl. vs. SF	1-0	3.00	1	1	0	0	0	6.0	5	2	2	1	1	1	3	0	0
2003	Atl. vs. Chi.	0-1	3.00	1	1	0	0	0	6.0	6	2	2	0	0	1	1	1	0
2006	LAD vs. NYM	0-0	9.00	1	1	0	0	0	4.0	7	4	4	0	1	2	0	0	0
2008	LAD vs. Chi.	0-0	0.00	1	0	0	0	0	1.0	1	0	0	0	0	0	0	0	0
D.S. Totals		5-3	3.42	13	11	1	0	0	71.0	78	32	27	8	3	18	40	1	0

LEAGUE CHAMPIONSHIP SERIES RECORD

Year	Club, Opp.	W-L	ERA	G	GS	CG	SHO	SV	IP	H	R	ER	HR	HB	BB	SO	WP	BK
1989	Chi. vs. SF	0-1	13.50	2	2	0	0	0	7.1	13	12	11	2	1	4	5	1	0
1993	Atl. vs. Phi.	1-1	4.97	2	2	0	0	0	12.2	11	8	7	2	0	7	11	0	0
1995	Atl. vs. Cin.	1-0	1.13	1	1	0	0	0	8.0	7	1	1	0	1	2	4	1	0
1996	Atl. vs. StL.	1-1	2.51	2	2	0	0	0	14.1	15	9	4	1	0	2	10	1	0
1997	Atl. vs. Fla.	0-2	1.38	2	2	0	0	0	13.0	9	7	2	0	1	4	16	0	0
1998	Atl. vs. SD	0-1	3.00	2	1	0	0	1	6.0	5	2	2	0	1	3	4	0	0
1999	Atl. vs. NYM	1-0	1.93	2	2	0	0	0	14.0	12	3	3	1	0	1	7	0	0
2001	Atl. vs. Ari.	0-2	5.40	2	2	0	0	0	10.0	14	8	6	0	1	2	7	0	0
2008	LAD vs. Phi.	0-0	0.00	2	0	0	0	0	3.0	3	2	0	0	0	1	3	0	0
L.C.S. Totals		4-8	3.67	17	14	0	0	1	88.1	89	52	36	6	5	26	67	3	0

WORLD SERIES RECORD

Year	Club, Opp.	W-L	ERA	G	GS	CG	SHO	SV	IP	H	R	ER	HR	HB	BB	SO	WP	BK
1995	Atl. vs. Cle.	1-1	2.25	2	2	1	0	0	16.0	9	6	4	1	0	3	8	0	0
1996	Atl. vs. NYY	1-1	1.72	2	2	0	0	0	15.2	14	3	3	0	1	1	5	0	0
1999	Atl. vs. NYY	0-1	2.57	1	1	0	0	0	7.0	5	4	2	0	0	3	5	0	0
W.S. Totals		2-3	2.09	5	5	1	0	0	38.2	28	13	9	1	1	7	18	0	0

ALL-STAR GAME RECORD

Year	Club, Site	W-L	ERA	G	GS	CG	SHO	SV	IP	H	R	ER	HR	HB	BB	SO	WP	BK
1988	N.L., Cin.						Did Not Pitch											
1992	N.L., SD	0-0	6.75	1	0	0	0	0	1.1	1	1	1	1	1	0	0	0	0
1994	N.L., Pit.	0-0	3.00	1	1	0	0	0	3.0	3	1	1	0	1	0	2	0	0
1995	N.L., Tex.						Did Not Pitch											
1996	N.L., Phi.						Did Not Pitch											
1997	N.L., Cle.	0-0	4.50	1	1	0	0	0	2.0	2	1	1	1	1	0	0	0	0
1998	N.L., Col.	0-0	0.00	1	1	0	0	0	2.0	3	0	0	0	0	1	1	0	0
2000	N.L., Atl.						Did Not Pitch											
All-Star Totals		0-0	3.24	4	3	0	0	0	8.1	9	3	3	2	3	1	3	0	0



EDDIE MATHEWS

41

INFIELDER Full Name **Edwin Lee Mathews**

Batted **Left** Threw **Right**
 Height **6-1** Weight **200**
 DOB **10/13/1931** Born **Texarkana, TX**
 Died: **2/18/2001 in LaJolla, CA**
 Years With Braves **1952-66** Number Retired: **1969**

Eddie Mathews is the only player in franchise history to play for the Braves in Boston (1952), Milwaukee (1953-65) and Atlanta (1966). The nine-time N.L. All-Star third baseman ranks second in club annals with 493 home runs; and third with 2,223 games, 8,049 at-bats, 1,452 runs, 2,201 hits, 338 doubles, 1,388 RBI and 4,158 total bases. Mathews finished third in Rookie of the Year balloting in 1952, and the following year was runner-up for Most Valuable Player after leading the NL with 47 home runs (tied for the second-most in Braves' history) to go with a .302 batting average and a franchise-record 135 RBI. Mathews also was the MVP runner-up in 1959, when

he batted .306 with a league-best 46 homers and 114 RBI. He played for the 1957 World Series champions (his 10th-inning two-run homer won Game 4) and the 1958 NL pennant winners. Following the 1966 season, Mathews was traded to the Houston Astros, and he became the seventh player in baseball history to hit 500 career home runs July 14, 1967. He subsequently played for the Detroit Tigers in 1967 and 1968. Mathews returned to the Braves as a coach in 1971 and served as manager from 1972 to 1974, compiling a 149-161-1 record. Mathews was inducted into the National Baseball Hall of Fame in 1978 and into the Braves Hall of Fame in 1999.

COMPLETE RECORD

Year	Club	AVG	G	AB	R	H	2B	3B	HR	RBI	BB	SO	SB
1949	High Point	.366	62	238	62	87	20	3	17	56	---	---	5
1950	Atlanta	.286	146	552	103	158	24	9	32	106	---	---	4
1951	Milwaukee	.333	12	9	2	3	0	0	1	5	---	---	0
	Atlanta	.289	37	128	23	37	5	4	6	29	---	---	0
1952	Boston	.242	145	528	80	128	23	5	25	58	59	115	6
1953	Milwaukee	.302	157	579	110	175	31	8	47	135	99	83	1
1954	Milwaukee	.290	138	476	96	138	21	4	40	103	113	61	10
1955	Milwaukee	.289	141	499	108	144	23	5	41	101	109	98	3
1956	Milwaukee	.272	151	552	103	150	21	2	37	95	91	86	6
1957	Milwaukee	.292	148	572	109	167	28	9	32	94	90	79	2
1958	Milwaukee	.251	149	546	97	137	18	1	31	77	85	85	5
1959	Milwaukee	.306	148	594	118	182	16	8	46	114	80	71	2
1960	Milwaukee	.277	153	548	108	152	19	7	39	124	111	113	7
1961	Milwaukee	.306	152	572	103	175	23	6	32	91	93	95	12
1962	Milwaukee	.265	152	536	106	142	25	6	29	90	101	90	4
1963	Milwaukee	.263	158	547	82	144	27	4	23	84	124	119	3
1964	Milwaukee	.235	141	502	83	117	19	1	23	74	85	100	2
1965	Milwaukee	.251	156	546	77	137	23	0	32	95	73	110	1
1966	Atlanta	.250	134	452	72	113	21	4	16	53	63	82	1
1967	Houston	.238	101	328	39	78	13	2	10	38	48	65	2
	Detroit	.231	36	108	14	25	3	0	6	19	15	23	0
1968	Detroit	.212	31	52	4	11	0	0	3	8	5	12	0
Minor Totals		.307	257	927	190	285	49	16	56	196			9
A.L. Totals		.225	67	160	18	36	3	0	9	27	20	35	0
N.L. Totals		.272	2324	8377	1491	2279	351	72	503	1426	1424	1452	68
Braves Totals		.273	2223	8049	1452	2201	338	70	493	1388	1376	1387	66
Major Totals		.271	2391	8537	1509	2315	354	72	512	1453	1444	1487	68

WORLD SERIES RECORD

Year	Club, Opp	AVG	G	AB	R	H	2B	3B	HR	RBI	BB	SO	SB
1957	Mil. vs. NY	.227	7	22	4	5	3	0	1	4	8	5	0
1958	Mil. vs. NY	.160	7	25	3	4	2	0	0	3	6	11	1
1968	Det. vs. StL.	.333	2	3	0	1	0	0	0	0	1	1	0
W.S. Totals		.200	16	50	7	10	5	0	1	7	15	17	1



DALE MURPHY

3

OUTFIELDER Full Name **Dale Bryan Murphy**
Bats **Right**Throws **Right**Height **6-5**Weight **215**DOB **3/12/1956**Born **Portland, OR**Years With Braves **1976-90**Number Retired **1994**

The Braves drafted Dale Murphy No. 5 overall in 1974, but five years later he had yet to reach his potential as a sometime catcher/sometime first baseman. Then, manager Bobby Cox made Murphy a full-time outfielder and from 1980 to 1989, Murphy averaged 31 home runs and 93 RBI. He was the back-to-back NL Most Valuable Player in 1982 (.281, 36 home runs, 109 RBI and 23 stolen bases) and 1983 (.302, 36 home runs, 121 RBI, franchise-record 131 runs scored and 30 stolen bases). In 1983, Murphy became the sixth different player in baseball history with 30 home runs and 30 stolen bases in a season. He led the NL with 332 total bases and tied for the lead with 36 home runs in 1984 and topped the circuit with 37 home runs and 118 runs scored the

following year. From September 26, 1981, to July 8, 1986, Murphy played in 740 consecutive games. He appeared in seven All-Star Games – leading all vote-getters in 1985 – and won five Gold Glove Awards and four Silver Slugger Awards. Throughout his career, Murphy displayed a high moral character, receiving the Lou Gehrig Award in 1985 and the Roberto Clemente Award in 1988. On the Braves' career lists, he is fourth in games played (1,926), runs (1,103), hits (1,901), home runs (371), RBI (1,143) and total bases (3,394), and he is second in each category to Chipper Jones since the franchise moved to Atlanta. "Murph" was inducted into the Braves Hall of Fame in 2000.

COMPLETE RECORD

Year	Club	AVG	G	AB	R	H	2B	3B	HR	RBI	BB	SO	SB
1974	Kingsport	.254	54	181	28	46	7	0	5	31	24	53	0
1975	Greenwood	.228	131	443	48	101	20	1	5	48	36	63	5
1976	Savannah	.267	104	352	37	94	13	5	12	55	25	61	6
	Richmond	.260	18	50	10	13	1	1	4	8	1	12	0
	Atlanta	.262	19	65	3	17	6	0	0	9	7	9	0
1977	Richmond	.305	127	466	71	142	33	4	22	90	33	64	4
	Atlanta	.316	18	76	5	24	8	1	2	14	0	8	0
1978	Atlanta	.226	151	530	66	120	14	3	23	79	42	145	11
1979	Atlanta	.276	104	384	53	106	7	2	21	57	38	67	6
1980	Atlanta	.281	156	569	98	160	27	2	33	89	59	133	9
1981	Atlanta	.247	104	369	43	91	12	1	13	50	44	72	14
1982	Atlanta	.281	162	598	113	168	23	2	36	109	93	134	23
1983	Atlanta	.302	162	589	131	178	24	4	36	121	90	110	30
1984	Atlanta	.290	162	607	94	176	32	8	36	100	79	134	19
1985	Atlanta	.300	162	616	118	185	32	2	37	111	90	141	10
1986	Atlanta	.265	160	614	89	163	29	7	29	83	75	141	7
1987	Atlanta	.295	159	566	115	167	27	1	44	105	115	136	16
1988	Atlanta	.226	156	592	77	134	35	4	24	77	74	125	3
1989	Atlanta	.228	154	574	60	131	16	0	20	84	65	142	3
1990	Atlanta	.232	97	349	38	81	14	0	17	55	41	84	9
	Philadelphia	.266	57	214	22	57	9	1	7	28	20	46	0
1991	Philadelphia	.252	153	544	66	137	33	1	18	81	48	93	1
1992	Philadelphia	.161	18	62	5	10	1	0	2	7	1	13	0
1993	Colorado	.143	26	42	1	6	1	0	0	7	5	15	0
Braves Totals		.268	1926	7098	1103	1901	306	37	371	1143	912	1581	160
Major Totals		.265	2180	7960	1197	2111	350	39	398	1266	986	1748	161

LEAGUE CHAMPIONSHIP SERIES RECORD

Year	Club, Opp	AVG	G	AB	R	H	2B	3B	HR	RBI	BB	SO	SB
1982	Atl. vs. StL.	.273	3	11	1	3	0	0	0	0	0	2	1



PHIL NIEKRO

35

PITCHER Full Name **Philip Henry Niekro**
 Batted **Right** Threw **Right**
 Height **6-1** Weight **180**
 DOB **4/1/1939** Born **Blaine, OH**
 Died: **12/26/20 in Flowery Branch, GA**
 Years With Braves **1964-83, 1987** Number Retired **1984**

Phil Niekro baffled opposing batters with his knuckleball for nearly a quarter of a century. He owns or shares 13 Atlanta career pitching records and is the franchise career leader with 740 games pitched, while ranking second in games started (595), innings pitched (4,622.2), shutouts (43) and strikeouts (2,912); third in wins (268); fifth in complete games (226); and 10th in ERA (3.20). Niekro was a three-time 20-game winner (23 in 1969, 20 in 1974 and 21 in 1979) and won 10 or more games for 14 straight seasons from 1967 until the strike-shortened 1981 campaign. Niekro authored a no-hitter against San Diego on Aug. 5, 1973,

winning 9-0 at Atlanta Stadium. Niekro pitched for the New York Yankees (1984-85), Cleveland Indians (1986-87) and Toronto Blue Jays (1987) before returning to the Braves late in 1987 at the age of 48. On Oct. 6, 1985, Niekro shut out Toronto 8-0 for his 300th career win. Niekro ranks fourth in baseball history with 5,404.1 innings pitched, 11th with 3,342 strikeouts and 16th with 318 wins. Over the course of his 24-year career, he was a five-time All-Star – four times with Atlanta – and won five Gold Glove Awards. “Knucksie” was inducted into the National Baseball Hall of Fame in 1997 and into the Braves Hall of Fame in 1999.

COMPLETE RECORD

Year	Club	W-L	ERA	G	GS	CG	SHO	SV	IP	H	R	ER	BB	SO
1959	Wellsville	2-1	7.46	10	2	0	---	---	35.0	47	38	29	24	16
	McCook	7-2	3.12	23	0	0	---	---	52.0	35	20	18	29	48
1960	Jacksonville	6-4	2.77	38	3	0	---	---	84.0	66	36	26	52	52
	Louisville	1-0	3.60	6	0	0	---	---	10.0	11	5	4	9	2
1961	Austin	4-4	2.95	51	1	0	---	---	110.0	100	45	36	53	84
1962	Louisville	9-6	3.86	49	1	1	---	---	98.0	111	50	42	41	48
1963	Denver				Military Service									
1964	Denver	11-5	3.45	29	21	13	---	---	172.0	172	79	66	45	119
	Milwaukee	0-0	4.80	10	0	0	0	0	15.0	15	10	8	7	8
1965	Milwaukee	2-3	2.88	41	1	0	0	6	74.2	73	32	24	26	49
1966	Atlanta	4-3	4.11	28	0	0	0	2	50.1	48	32	23	23	17
	Richmond	3-4	3.67	17	4	2	0	0	43.0	43	27	22	16	36
1967	Atlanta	11-9	1.87	46	20	10	1	9	207.0	164	64	43	55	129
1968	Atlanta	14-12	2.59	37	34	15	5	2	256.2	228	83	74	45	140
1969	Atlanta	23-13	2.57	40	35	21	4	1	284.0	235	93	81	57	193
1970	Atlanta	12-18	4.27	34	32	10	3	0	230.0	222	124	109	68	168
1971	Atlanta	15-14	2.98	42	36	18	4	2	269.0	248	112	89	70	173
1972	Atlanta	16-12	3.06	38	36	17	1	0	282.0	254	112	96	53	164
1973	Atlanta	13-10	3.31	42	30	9	1	4	245.0	214	103	90	89	131
1974	Atlanta	20-13	2.38	41	39	18	6	1	302.0	249	91	80	88	195
1975	Atlanta	15-15	3.20	39	37	13	1	0	276.0	285	115	98	72	144
1976	Atlanta	17-11	3.29	39	37	10	2	0	271.0	249	116	99	101	173
1977	Atlanta	16-20	4.04	44	43	20	2	0	330.0	315	166	148	164	262
1978	Atlanta	19-18	2.88	44	42	22	4	1	334.0	295	129	107	102	248
1979	Atlanta	21-20	3.39	44	44	23	1	0	342.0	311	160	129	113	208
1980	Atlanta	15-18	3.63	40	38	11	3	1	275.0	256	119	111	85	176
1981	Atlanta	7-7	3.11	22	22	3	3	0	139.0	120	56	48	56	62
1982	Atlanta	17-4	3.61	35	35	4	2	0	234.1	225	106	94	73	144
1983	Atlanta	11-10	3.97	34	33	2	0	0	201.2	212	94	89	105	128
1984	New York (AL)	16-8	3.09	32	31	5	1	0	215.2	219	85	74	76	136
1985	New York (AL)	16-12	4.09	33	33	7	1	0	220.0	203	110	100	120	149
1986	Cleveland	11-11	4.32	34	32	5	0	0	210.1	241	126	101	95	81
1987	Cleveland	7-11	5.89	22	22	0	0	0	123.2	142	83	81	53	57
	Toronto	0-2	8.25	3	3	0	0	0	12.0	15	11	11	7	7
	Atlanta	0-0	15.00	1	1	0	0	0	3.0	6	5	5	6	0
Braves Totals		268-230	3.20	740	595	226	43	29	4622.2	4224	1922	1645	1458	2912
Major Totals		318-274	3.35	864	716	245	45	29	5404.1	5044	2337	2012	1809	3342

LEAGUE CHAMPIONSHIP SERIES RECORD

Year	Club, Opp	W-L	ERA	G	GS	CG	SHO	SV	IP	H	R	ER	BB	SO
1969	Atl. vs. NY	0-1	4.50	1	1	0	0	0	8.0	9	9	4	4	4
1982	Atl. vs. StL.	0-0	3.00	1	1	0	0	0	6.0	6	2	2	4	5
L.C.S. Totals		0-1	3.86	2	2	0	0	0	14.0	15	11	6	8	9



JOHN SMOLTZ

29

PITCHER

Full Name **John Andrew Smoltz**

Bats **Right**

Throws **Right**

Height **6-3**

Weight **220**

DOB **5/16/1967**

Born **Warren, MI**

Years With Braves **1988-2008**

Number Retired **2012**

When Braves General Manager Bobby Cox acquired 20-year-old John Smoltz from Detroit in 1987 for 36-year-old Doyle Alexander, he did so with an eye on the future. Smoltz delivered, excelling as both a starter and reliever over the next two decades. He is the only pitcher in MLB history with 200 wins and 150 saves. In 14 full seasons starting, he won 14 or more games 10 times. Twice, he led the NL or shared the lead in wins (1996 and 2006), innings pitched (1996 and 1997) and strikeouts (1992 and 1996). He ranked in the top 10 in ERA eight times. Smoltz won the Cy Young Award in 1996 while fanning a franchise-record 276. Following "Tommy John" surgery that sidelined him for all of 2000, Smoltz closed for three-plus seasons. He set an NL record with 55 saves in 2002 and finished third for the Cy Young Award. Smoltz became the

16th member of the 3,000-strikeout club on April 22, 2008. On the Braves' career lists, he ranks first in strikeouts (3,011), second in saves (154) and fifth in wins (210). In 40 postseason games with Atlanta, Smoltz was 15-4 with four saves a 2.65 ERA. Smoltz, Tom Glavine and Greg Maddux anchored a pitching staff that helped the Braves win 14 straight division titles from 1991 to 2005 and the 1995 World Series. Smoltz was the only player to be a part of each division championship. Smoltz was an eight-time All-Star who concluded his career with Boston and St. Louis in 2009. He won with the Roberto Clemente Award in 2005 and with the Branch Rickey Award in 2007. He was inducted into the Braves Hall of Fame in June 2012 and was a first-ballot National Baseball Hall of Famer in 2015, joining Glavine and Maddux in Cooperstown.

COMPLETE RECORD

Year	Club	W-L	ERA	G	GS	CG	SHO	SV	IP	H	R	ER	HR	HB	BB	SO	WP	BK
1986	Lakeland	7-8	3.56	17	14	2	1	0	96.0	86	44	38	7	5	31	47	2	6
1987	Glen Falls	4-10	5.68	21	21	0	0	0	130.0	131	89	82	17	7	81	86	6	8
	Richmond	0-1	6.19	3	3	0	0	0	16.0	17	11	11	2	1	11	5	1	1
1988	Richmond	10-5	2.79	20	20	3	0	0	135.1	118	49	42	5	2	37	115	6	2
	Atlanta	2-7	5.48	12	12	0	0	0	64.0	74	40	39	10	2	33	37	2	1
1989	Atlanta	12-11	2.94	29	29	5	0	0	208.0	160	79	68	15	2	72	168	8	3
1990	Atlanta	14-11	3.85	34	34	6	2	0	231.1	206	109	99	20	1	90	170	14	3
1991	Atlanta	14-13	3.80	36	36	5	0	0	229.2	206	101	97	16	3	77	148	20	2
1992	Atlanta	15-12	2.85	35	35	9	3	0	246.2	206	90	78	17	5	80	215	17	1
1993	Atlanta	15-11	3.62	35	35	3	1	0	243.2	208	104	98	23	6	100	208	13	1
1994	Atlanta	6-10	4.14	21	21	1	0	0	134.2	120	69	62	15	4	48	113	7	0
1995	Atlanta	12-7	3.18	29	29	2	1	0	192.2	166	76	68	15	4	72	193	13	0
1996	Atlanta	24-8	2.94	35	35	6	2	0	253.2	199	93	83	19	2	55	276	10	1
1997	Atlanta	15-12	3.02	35	35	7	2	0	256.0	234	97	86	21	1	63	241	10	1
1998	Greenville#	0-1	2.57	3	3	0	0	0	14.0	11	4	4	2	0	3	16	2	0
	Macon#	0-0	3.60	2	2	0	0	0	10.0	7	4	4	1	0	1	14	1	0
	Atlanta	17-3	2.90	26	26	2	2	0	167.2	145	58	54	10	4	44	173	3	1
1999	Atlanta	11-8	3.19	29	29	1	1	0	186.1	168	70	66	14	4	40	156	2	0
	Greenville#	0-0	4.50	2	1	0	0	0	4.0	5	2	2	0	0	1	7	0	0
2000	Atlanta								Injured - Did not play									
2001	Atlanta	3-3	3.36	36	5	0	0	10	59.0	53	24	22	7	2	10	57	0	0
	Macon#	0-0	1.80	1	1	0	0	0	5.0	4	1	1	0	0	0	5	0	0
	Greenville#	0-0	0.00	3	1	0	0	0	6.0	3	0	0	0	0	0	6	0	0
2002	Atlanta	3-2	3.25	75	0	0	0	55	80.1	59	30	29	4	0	24	85	1	1
2003	Atlanta	0-2	1.12	62	0	0	0	45	64.1	48	9	8	2	0	8	73	2	0
2004	Atlanta	0-1	2.76	73	0	0	0	44	81.2	75	25	25	8	0	13	85	6	0
2005	Atlanta	14-7	3.06	33	33	3	1	0	229.2	210	83	78	18	1	53	169	2	1
2006	Atlanta	16-9	3.49	35	35	3	1	0	232.0	221	93	90	23	9	55	211	5	0

Year	Club	W-L	ERA	G	GS	CG	SHO	SV	IP	H	R	ER	HR	HB	BB	SO	WP	BK
2007	Atlanta	14-8	3.11	32	32	0	0	0	205.2	196	78	71	18	4	47	197	8	0
2008	Atlanta	3-2	2.57	6	5	0	0	0	28.0	25	8	8	2	0	8	36	2	0
	Mississippi#	0-0	0.00	1	0	0	0	0	1.0	1	0	0	0	0	0	0	0	0
2009	Rome#	0-0	0.00	2	1	0	0	0	3.0	1	0	0	0	0	0	4	0	0
	Greenville#	0-0	1.12	2	2	0	0	0	8.0	5	1	1	0	0	0	8	1	0
	Portland#	0-0	2.70	1	1	0	0	0	3.1	3	1	1	0	0	0	2	0	0
	Pawtucket#	1-1	3.38	3	3	1	0	0	16.0	10	6	6	2	1	4	11	2	0
	Boston	2-5	8.33	8	8	0	0	0	40.0	59	37	37	8	3	9	33	0	0
St. Louis	1-3	4.26	7	7	0	0	0	38.0	36	18	18	3	0	9	40	0	0	
Minor Totals		22-26	3.86	81	73	6	1	0	447.2	402	212	192	36	16	169	326	21	17
Atlanta Totals		210-147	3.26	708	466	53	16	154	3395.0	2979	1336	1229	277	54	992	3011	145	16
Major Totals		213-155	3.33	723	481	53	16	154	3473.0	3074	1391	1284	288	57	1010	3084	145	16

Bold indicates led league; #Injury rehabilitation assignment.

DIVISION SERIES RECORD

Year	Club, Opp.	W-L	ERA	G	GS	CG	SHO	SV	IP	H	R	ER	HR	HB	BB	SO	WP	BK
1995	Atl. vs. Col.	0-0	7.94	1	1	0	0	0	5.2	5	5	5	2	1	1	6	1	0
1996	Atl. vs. LA	1-0	1.00	1	1	0	0	0	9.0	4	1	1	0	0	2	7	0	0
1997	Atl. vs. Hou.	1-0	1.00	1	1	1	0	0	9.0	3	1	1	1	0	1	11	0	0
1998	Atl. vs. Chi.	1-0	1.17	1	1	0	0	0	7.2	5	1	1	1	0	0	6	0	0
1999	Atl. vs. Hou.	1-0	5.14	1	1	0	0	0	7.0	6	4	4	2	1	3	3	0	0
2001	Atl. vs. Hou.	0-0	2.25	3	0	0	0	2	4.0	3	1	1	1	0	0	3	0	0
2002	Atl. vs. SF	0-0	2.70	2	0	0	0	0	3.1	2	1	1	1	0	2	7	0	0
2003	Atl. vs. Chi.	1-0	6.00	2	0	0	0	1	3.0	4	2	2	0	0	0	1	0	0
2004	Atl. vs. Hou.	1-0	0.00	2	0	0	0	0	5.0	4	0	0	0	0	2	4	0	0
2005	Atl. vs. Hou.	1-0	1.29	1	0	0	0	0	7.0	7	1	1	1	0	0	1	5	0
2009	Stl. vs. LA	0-0	4.50	1	0	0	0	0	2.0	4	1	1	0	0	0	5	0	0
D.S. Totals		7-0	2.59	16	6	1	0	3	62.2	47	18	18	8	2	12	58	1	0

LEAGUE CHAMPIONSHIP SERIES RECORD

Year	Club, Opp.	W-L	ERA	G	GS	CG	SHO	SV	IP	H	R	ER	HR	HB	BB	SO	WP	BK
1991	Atl. vs. Pit.	2-0	1.76	2	2	1	1	0	15.1	14	3	3	2	0	3	15	0	0
1992	Atl. vs. Pit.	2-0	2.66	3	3	0	0	0	20.1	14	7	6	1	0	10	19	1	0
1993	Atl. vs. Phi.	0-1	0.00	1	1	0	0	0	6.1	8	2	0	0	0	5	10	0	0
1995	Atl. vs. Cin.	0-0	2.57	1	1	0	0	0	7.0	7	2	2	0	0	2	2	0	0
1996	Atl. vs. Stl.	2-0	1.20	2	2	0	0	0	15.0	12	2	2	0	0	3	12	2	0
1997	Atl. vs. Fla.	0-1	7.50	1	1	0	0	0	6.0	5	5	5	1	0	5	9	0	0
1998	Atl. vs. SD	0-0	3.95	2	2	0	0	0	13.2	13	6	6	2	0	6	13	0	0
1999	Atl. vs. NY	0-0	6.23	3	1	0	0	1	8.2	8	6	6	2	0	0	8	0	0
2001	Atl. vs. Ari.	0-0	0.00	2	0	0	0	0	3.0	0	0	0	0	0	0	1	0	0
L.C.S. Totals		6-2	2.83	17	13	1	1	1	95.1	81	33	30	8	0	34	89	3	0

WORLD SERIES RECORD

Year	Club, Opp.	W-L	ERA	G	GS	CG	SHO	SV	IP	H	R	ER	HR	HB	BB	SO	WP	BK
1991	Atl. vs. Min.	0-0	1.26	2	2	0	0	0	14.1	13	2	2	1	1	1	11	0	0
1992	Atl. vs. Tor.	1-0	2.70	2	2	0	0	0	13.1	13	5	4	0	0	7	12	2	0
1995	Atl. vs. Cle.	0-0	15.43	1	1	0	0	0	2.1	6	4	4	0	0	2	4	0	0
1996	Atl. vs. NYY	1-1	0.64	2	2	0	0	0	14.0	6	2	1	0	0	8	14	0	0
1999	Atl. vs. NYY	0-1	3.86	1	1	0	0	0	7.0	6	3	3	0	0	3	11	0	0
W.S. Totals		2-2	2.47	8	8	0	0	0	51.0	44	16	14	1	1	21	52	2	0

ALL-STAR GAME RECORD

Year	Club, Site	W-L	ERA	G	GS	CG	SHO	SV	IP	H	R	ER	HR	HB	BB	SO	WP	BK
1989	N.L., Ana.	0-1	9.00	1	0	0	0	0	1.0	2	1	1	0	0	0	0	0	0
1992	N.L., SD	0-0	0.00	1	0	0	0	0	0.1	1	0	0	0	0	0	0	0	0
1993	N.L., Bal.	0-0	0.00	1	0	0	0	0	0.1	0	0	0	0	0	1	0	2	0
1996	N.L., Phi.	1-0	0.00	1	1	0	0	0	2.0	2	0	0	0	0	0	1	0	0
2002	N.L., Mil.	0-0	0.00	1	0	0	0	0	1.0	0	0	0	0	0	0	1	0	0
2003	N.L., Chi. (AL)																	
2005	N.L., Det.	0-1	9.00	1	0	0	0	0	1.0	2	1	1	1	0	0	0	0	0
2007	N.L., SF																	
All-Star Totals		1-2	3.46	6	1	0	0	0	5.2	7	2	2	1	0	1	2	2	0



WARREN SPAHN

21

PITCHER

Full Name **Warren Edward Spahn**

Batted **Left**

Threw **Left**

Height **6-0**

Weight **175**

DOB **4/23/1921**

Born **Buffalo, NY**

Died: **11/24/2003 in Broken Arrow, OK**

Years With Braves **1942, 1946-64** Number Retired: **1965**

With 363 wins, Warren Spahn is the winningest left-handed pitcher in baseball history. Spahn spent the first 20 of his 21 major league seasons with the Boston and Milwaukee Braves. He holds franchise records for games started (635), innings pitched (5,046), wins (356) and shutouts (63). On baseball's all-time lists, he is sixth in shutouts and eighth in innings pitched. Famous for his fluid, high-kicking delivery, Spahn won 20 or more games 13 times, a National League record, leading the league on eight occasions. Spahn holds major league records for most seasons topping the league in wins and complete games along with most consecutive seasons leading in wins (5, 1957-61) and

complete games (7, 1957-63). Spahn won the 1957 Cy Young Award and was runner-up in 1958, 1960 and 1961. His 14 All-Star Game selections are the most all-time among pitchers. Spahn spun two no-hitters, defeating Philadelphia 4-0 on Sept. 16, 1960, and the San Francisco Giants 1-0 on April 28, 1961, both at County Stadium in Milwaukee. Spahn debuted with the Braves in 1942 and then served with distinction in the Army for three-plus years, being awarded a Purple Heart. "Spahnkie," who concluded his career with the New York Mets and Giants in 1965, was inducted into the National Baseball Hall of Fame in 1973 and into the Braves Hall of Fame in 1999.

COMPLETE RECORD

Year	Club	W-L	ERA	G	GS	CG	SHO	SV	IP	H	R	ER	BB	SO
1940	Bradford	5-4	2.73	12	9	7	1	---	66.0	53	27	20	24	62
1941	Evansville	19-6	1.83	28	---	21	7	---	212.0	154	62	43	90	193
1942	Hartford	17-12	1.96	33	---	25	5	---	248.0	148	65	54	130	141
	Boston	0-0	5.74	4	2	1	0	0	15.2	25	15	10	11	7
1943-45				Military Service										
1946	Boston	8-5	2.94	24	16	8	0	1	125.2	107	46	41	36	67
1947	Boston	21-10	2.33	40	35	22	7	3	289.2	245	87	75	84	123
1948	Boston	15-12	3.71	36	35	16	3	1	257.0	237	115	106	77	114
1949	Boston	21-14	3.07	38	38	25	4	0	302.1	283	125	103	86	151
1950	Boston	21-17	3.16	41	39	25	1	1	293.0	248	123	103	111	191
1951	Boston	22-14	2.98	39	36	26	7	0	310.2	278	118	103	109	164
1952	Boston	14-19	2.98	40	35	19	5	3	290.0	263	109	96	73	183
1953	Milwaukee	23-7	2.10	35	32	24	5	3	265.2	211	75	62	70	148
1954	Milwaukee	21-12	3.14	39	34	23	1	3	283.1	262	107	99	86	136
1955	Milwaukee	17-14	3.26	39	32	16	1	1	245.2	249	99	89	65	110
1956	Milwaukee	20-11	2.78	39	35	20	3	3	281.1	249	92	87	52	128
1957	Milwaukee	21-11	2.69	39	35	18	4	3	271.0	241	94	81	78	111
1958	Milwaukee	22-11	3.07	38	36	23	2	1	290.0	257	106	99	76	150
1959	Milwaukee	21-15	2.96	40	36	21	4	0	292.0	282	106	96	70	143
1960	Milwaukee	21-10	3.50	40	33	18	4	2	267.2	254	114	104	74	154
1961	Milwaukee	21-13	3.02	38	34	21	4	0	262.2	236	96	88	64	115
1962	Milwaukee	18-14	3.04	34	34	22	0	0	269.1	248	97	91	55	118
1963	Milwaukee	23-7	2.60	33	33	22	7	0	259.2	241	85	75	49	102
1964	Milwaukee	6-13	5.29	38	25	4	1	4	173.2	204	110	102	52	78
1965	New York (NL)	4-12	4.36	20	19	5	0	0	126.0	140	70	61	35	56
	San Francisco	3-4	3.39	16	11	3	0	0	71.2	70	34	27	21	34
Minor Totals		41-22	2.00	73	53	53	13	---	526.0	355	154	117	244	396
Braves Totals		356-229	3.05	714	635	374	63	29	5046.0	4620	1912	1710	1378	2493
Major Totals		363-245	3.09	750	665	382	63	29	5243.2	4830	2016	1798	1434	2583

WORLD SERIES RECORD

Year	Club, Opp	W-L	ERA	G	GS	CG	SHO	IP	H	R	ER	BB	SO
1948	Bos. vs. Cle.	1-1	3.00	3	2	0	0	12.0	10	4	4	3	12
1957	Mil. vs. NY	1-1	4.70	2	2	1	0	15.1	18	8	8	2	2
1958	Mil. vs. NY	2-1	2.20	3	3	2	1	28.2	19	7	7	8	18
W.S. Totals		4-3	3.05	8	7	3	1	56.0	47	19	19	13	32

BRAVES AWARD WINNERS

BBWAA AWARDS

N.L. MOST VALUABLE PLAYER

1914*	Johnny Evers, 2b
1947	Bob Elliott, 3b
1957	Hank Aaron, of
1982	Dale Murphy, of
1983	Dale Murphy, of
1991	Terry Pendleton, 3b
1999	Chipper Jones, 3b
2020	Freddie Freeman, 1b

*Prior to 1931, the League gave an award that reflected what the MVP is today.

N.L. CY YOUNG

1957	Warren Spahn
1991	Tom Glavine
1993	Greg Maddux
1994	Greg Maddux
1995	Greg Maddux
1996	John Smoltz
1998	Tom Glavine

N.L. ROOKIE OF THE YEAR

1948	Alvin Dark, ss
1950	Sam Jethroe, of
1971	Earl Williams, c
1978	Bob Horner, 3b
1990	David Justice, of
2000	Rafael Furcal, ss
2011	Craig Kimbrel, p
2018	Ronald Acuña Jr., of

N.L. MANAGER OF THE YEAR

1991	Bobby Cox
2004	Bobby Cox
2005	Bobby Cox
2018	Brian Snitker

SPORTING NEWS

MAJOR LEAGUE PLAYER OF THE YEAR

1945	Tommy Holmes, of
1956	Hank Aaron, of
1982	Dale Murphy, of
1983	Dale Murphy, of
2005	Andruw Jones, of

PITCHER OF THE YEAR

1948	Johnny Sain
1953	Warren Spahn
1957	Warren Spahn
1958	Warren Spahn
1961	Warren Spahn
1963	Warren Spahn
1991	Tom Glavine
1993	Greg Maddux
1994	Greg Maddux
1995	Greg Maddux
1996	John Smoltz
2000	Tom Glavine

SPORTING NEWS, CONT.

ROOKIE OF THE YEAR

1959	Carlton Willey, p
1971	Earl Williams, c
1978	Bob Horner, 3b
1982	Steve Bedrosian, p
1983	Craig McMurry, p
1990	David Justice, of
1995	Chipper Jones, 3b
2000	Rafael Furcal, ss
2010	Jason Heyward, of
2011	Craig Kimbrel, p
2018	Ronald Acuña Jr., of

COMEBACK PLAYER OF THE YEAR

1973	Davey Johnson, 2b
1989	Lonnie Smith, of
1991	Terry Pendleton, 3b
2000	Andres Galarraga, 1b
2003	Javy Lopez, c
2010	Tim Hudson, p
2019	Josh Donaldson, 3b

MANAGER OF THE YEAR

1937	Bill McKechnie (ML)
1991	Bobby Cox (NL)
1993	Bobby Cox (NL)
1999	Bobby Cox (NL)
2002	Bobby Cox (NL)
2003	Bobby Cox (NL)
2004	Bobby Cox (NL)
2005	Bobby Cox (NL)
2018	Brian Snitker (NL) [co-manager of the year with Craig Counsell]
2019	Brian Snitker (NL)

EXECUTIVE OF THE YEAR

1953	Louis Perini
------	--------------

MAJOR LEAGUE ALL-STAR TEAM

1928	Rogers Hornsby, 2b
1933	Wally Berger, of
1945	Tommy Holmes, of
1948	Bob Elliott, 3b
	Johnny Sain, p
1953	Warren Spahn, p
1955	Eddie Mathews, 3b
1956	Hank Aaron, of
1957	Red Schoendienst, 2b
	Eddie Mathews, 3b
1957	Warren Spahn, p
1958	Hank Aaron, of
	Del Crandall, c
	Warren Spahn, p
1959	Eddie Mathews, 3b
	Hank Aaron, of
1960	Eddie Mathews, 3b
	Del Crandall, c
	Warren Spahn, p

Team selected at the end of each season in a poll of players.

SPORTING NEWS, CONT.

N.L. ALL-STAR TEAM

1961	Frank Bolling, 2b
	Warren Spahn, p
1962	Del Crandall, c
1963	Hank Aaron, of
1964	Joe Torre, c
1965	Hank Aaron, of
	Joe Torre, c
1966	Felipe Alou, 1b
	Joe Torre, c
1967	Hank Aaron, of
1969	Hank Aaron, of
1970	Hank Aaron, of
1971	Hank Aaron, of
1973	Davey Johnson, 2b
	Darrell Evans, 3b
1976	Willie Montanez, 1b
1982	Dale Murphy, of
1983	Glenn Hubbard, 2b
	Dale Murphy, of
1984	Dale Murphy, of
1985	Dale Murphy, of
1991	Tom Glavine, p
	Ron Gant, of
	Terry Pendleton, 3b
1992	Tom Glavine, p
	Steve Avery, p
1993	Greg Maddux, p
	David Justice, of
	Fred McGriff, 1b
1994	Greg Maddux, p
1995	Greg Maddux, p
1996	John Smoltz, p
1997	Jeff Blauser, ss
	Denny Neagle, p
1998	Tom Glavine, p
1999	Chipper Jones, 3b
2000	Tom Glavine, p
	Chipper Jones, 3b
	Greg Maddux, p
2003	Marcus Giles, 2b
	Javy Lopez, c
	Gary Sheffield, of
2004	J.D. Drew, of
	Johnny Estrada, c
2005	Andruw Jones, of
2006	Andruw Jones, of
	Brian McCann, c
	Brian McCann, c
2010	Martin Prado, 2b
	Craig Kimbrel, p
2011	Brian McCann, c
	Craig Kimbrel, p
2014	Justin Upton, of
	Freddie Freeman, 1b
2016	Freddie Freeman, 1b
2018	Freddie Freeman, 1b
2019	Ronald Acuña Jr., of
	Freddie Freeman, 1b
2020	Ronald Acuña Jr., of
	Marcell Ozuna, dh

AP

MANAGER OF THE YEAR

1982	Joe Torre
1991	Bobby Cox

LOUISVILLE SLUGGER

SILVER SLUGGER AWARD

1982	Dale Murphy, of
1983	Dale Murphy, of
1984	Dale Murphy, of
1985	Dale Murphy, of
1991	Ron Gant, of
	Tom Glavine, p
1993	David Justice, of
	Fred McGriff, 1b
1995	Tom Glavine, p
1996	Tom Glavine, p
1997	Jeff Blauser, ss
	John Smoltz, p
1998	Tom Glavine, p
1999	Chipper Jones, 3b
2000	Chipper Jones, 3b
2003	Mike Hampton, p
	Javy Lopez, c
	Gary Sheffield, of
2004	Johnny Estrada, c
2005	Andruw Jones, of
2006	Brian McCann, c
2008	Brian McCann, c
2009	Brian McCann, c
2010	Brian McCann, c
2011	Brian McCann, c
2014	Justin Upton, of
2018	Nick Markakis, of
2019	Freddie Freeman, 1b
	Ozzie Albies, 2b
	Ronald Acuña Jr., of
2020	Freddie Freeman, 1b
	Travis d'Arnaud, c
	Ronald Acuña Jr., of
	Marcell Ozuna, dh

Team selected at the end of each season in a poll of N.L. managers and coaches.

WILSON

DEFENSIVE PLAYER OF THE YEAR

2012	Michael Bourn, of
2013	Andrelton Simmons, ss
2014	Jason Heyward, rf
	Andrelton Simmons, ss
2015	Andrelton Simmons, ss
2018	Freddie Freeman, 1b
2019	Freddie Freeman, 1b

Given to one player at each position across the majors and is MLB's official defensive achievement award.

RAWLINGS

GOLD GLOVE AWARD

1958	Del Crandall, c
	Hank Aaron, of
1959	Del Crandall, c
	Hank Aaron, of
1960	Del Crandall, c
	Hank Aaron, of
1962	Del Crandall, c
1965	Joe Torre, c
1969	Felix Millan, 2b
	Clete Boyer, 3b
1972	Felix Millan, 2b
1978	Phil Niekro, p
1979	Phil Niekro, p
1980	Phil Niekro, p
1982	Phil Niekro, p
	Dale Murphy, of
1983	Phil Niekro, p
	Dale Murphy, of
1984	Dale Murphy, of
1985	Dale Murphy, of
1986	Dale Murphy, of
1992	Terry Pendleton, 3b
1993	Greg Maddux, p
1994	Greg Maddux, p
1995	Greg Maddux, p
	Marquis Grissom, of
1996	Greg Maddux, p
	Marquis Grissom, of
1997	Greg Maddux, p
1998	Greg Maddux, p
	Andruw Jones, of
1999	Greg Maddux, p
	Andruw Jones, of
2000	Greg Maddux, p
	Andruw Jones, of
2001	Greg Maddux, p
	Andruw Jones, of
2002	Greg Maddux, p
	Andruw Jones, of
2003	Mike Hampton, p
	Andruw Jones, of
2004	Andruw Jones, of
2005	Andruw Jones, of
2006	Andruw Jones, of
2007	Jeff Francoeur, of
	Andruw Jones, of
2012	Jason Heyward, of
2013	Andrelton Simmons, ss
2014	Jason Heyward, of
	Andrelton Simmons, ss
2016	Ender Inciarte, of
2017	Ender Inciarte, of
2018	Freddie Freeman, 1b
	Ender Inciarte, of
	Nick Markakis, of
2020	Max Fried, p

Team selected at the end of each season in a poll of N.L. managers and coaches

PLATINUM GLOVE AWARD

2013	Andrelton Simmons, ss
------	-----------------------

One player from each league chosen at the end of the season as the best overall fielder.

TOPPS

ROOKIE ALL-STAR TEAM

1961	Joe Torre, c
1964	Rico Carty, of
1969	Bob Didier, c
1971	Earl Williams, c
1976	Jerry Royster, 3b
1978	Bob Horner, 3b
1981	Rufino Linares, of
1986	Andres Thomas, ss
1988	Ron Gant, 2b
1990	David Justice, of
1993	Greg McMichael, rhp
1994	Javy Lopez, c
	Jose Oliva, 3b
	Ryan Klesko, of
1995	Chipper Jones, 3b
1996	Jermaine Dye, of
1997	Andruw Jones, of
2000	Rafael Furcal, ss
2002	Damian Moss, lhp
2004	Adam LaRoche, 1b
2005	Jeff Francoeur, of
	Brian McCann, c
2009	Tommy Hanson, rhp
2010	Jason Heyward, of
2011	Craig Kimbrel, rhp
2018	Ronald Acuña Jr., of
	A.J. Minter, lhp
2019	Mike Soroka, rhp

BASEBALL DIGEST

ROOKIE ALL-STAR TEAM

1971	Earl Williams, c
1978	Bob Horner, 3b
1982	Steve Bedrosian, rp
1983	Craig McMurtry, sp
1988	Ron Gant, 2b
1990	David Justice, of
1994	Javy Lopez, c
1995	Chipper Jones, 3b
	Brad Clontz, rp
1996	Jermaine Dye, of
1997	Andruw Jones, of
1998	Kerry Ligtenberg, rp
2000	Rafael Furcal, ss
2002	Damian Moss, sp
2003	Horacio Ramirez, sp
2004	Adam LaRoche, 1b
2005	Jeff Francoeur, of
2008	Jair Jurrjens, sp
2010	Jason Heyward, of
2011	Freddie Freeman, 1b
	Craig Kimbrel, cl
2013	Evan Gattis, c
	Julio Teheran, sp

ROOKIE OF THE YEAR

1983	Craig McMurtry, rhp
1990	David Justice, of
2000	Rafael Furcal, ss
2011	Craig Kimbrel, rhp
2018	Ronald Acuña Jr., of

BRAVES AWARD WINNERS

PLAYERS CHOICE AWARDS

PLAYER OF THE YEAR

2005	Andruw Jones, of
2020	Freddie Freeman, 1b

MARVIN MILLER MAN OF THE YEAR

2002	John Smoltz, p
2003	John Smoltz, p
2012	Chipper Jones, 3b

NL OUTSTANDING PLAYER

1999	Chipper Jones, 3b
2005	Andruw Jones, of
2020	Freddie Freeman, 1b

NL OUTSTANDING PITCHER

1994	Greg Maddux, rhp
1995	Greg Maddux, rhp
1996	John Smoltz, rhp
1998	Greg Maddux, rhp

NL OUTSTANDING ROOKIE

1995	Chipper Jones, 3b
2000	Rafael Furcal, ss
2011	Craig Kimbrel, p
2018	Ronald Acuña Jr., of

NL COMEBACK PLAYER

2000	Andrés Galarraga, 1b
2002	John Smoltz, p
2010	Tim Hudson, p

HANK AARON AWARD

2005	Andruw Jones, of
2020	Freddie Freeman, 1b

ROBERTO CLEMENTE AWARD

1988	Dale Murphy, of
2005	John Smoltz, p

COMEBACK PLAYER OF THE YEAR

2010	Tim Hudson, p
2018	Jonny Venters, p

N.L. PLAYER OF THE MONTH

May 1959	Hank Aaron
September 1959	Eddie Mathews
May 1965	Joe Torre
June 1967	Hank Aaron
May 1970	Rico Carty
August 1973	Davey Johnson
May 1974	Ralph Garr
July 1980	Bob Horner
August 1980	Dale Murphy
April 1982	Dale Murphy
September 1982	Claudell Washington
September 1983	Dale Murphy
September 1984	Dale Murphy
April 1985	Dale Murphy
August 1986	Dale Murphy

N.L. PLAYER OF THE MONTH, CONT.

August 1990	David Justice
April 1991	David Justice
July 1993	Fred McGriff
June 2005	Andruw Jones
August 2005	Andruw Jones
August 2007	Mark Teixeira
May 2010	Troy Glaus
August 2011	Dan Uggla
April 2013	Justin Upton
September 2016	Freddie Freeman
September 2020	Freddie Freeman

N.L. PITCHER OF THE MONTH

July 1958	Joey Jay
August 1958	Lew Burdette
August 1960	Warren Spahn
August 1961	Warren Spahn
June 1974	Buzz Capra
June 1976	Andy Messersmith
August 1981	Rick Camp
April 1983	Pascual Pérez
April 1991	Tom Glavine
July 1992	Tom Glavine
August 1993	Greg Maddux
July 1995	Greg Maddux
September 1995	Greg Maddux
April 1996	John Smoltz
May 1996	John Smoltz
April 1997	Tom Glavine
April 1998	Tom Glavine
June 1998	Greg Maddux
April 1999	John Smoltz
August 1999	Greg Maddux
September 2000	Greg Maddux
June 2001	Greg Maddux
July 2001	Greg Maddux
July 2004	Russ Ortiz
September 2009	Jair Jurrjens
August 2010	Tim Hudson
September 2010	Derek Lowe
May 2011	Jair Jurrjens
August 2012	Kris Medlen
September 2012	Kris Medlen
September 2013	Kris Medlen

N.L. ROOKIE OF THE MONTH

June 2008	Jair Jurrjens
June 2009	Tommy Hanson
April 2010	Jason Heyward
May 2010	Jason Heyward
June 2011	Craig Kimbrel
July 2011	Freddie Freeman
August 2011	Craig Kimbrel
June 2012	Andrelton Simmons
April 2013	Evan Gattis
May 2013	Evan Gattis
August 2018	Ronald Acuña Jr
May 2019	Austin Riley

Note: MLB Awards selected each month by vote of N.L. media. From 1958-74, one award was given per month. Since 1975, separate player and pitcher honors have been awarded. Rookie of the Month voting began in 2001.

BRAVES SELECTED FOR THE ALL-STAR GAME

1933	Wally Berger, of	1962	Hank Aaron, of	1995	Greg Maddux, p
1934	Wally Berger, of Fred Frankhouse, p		Frank Bolling, 2b		Fred McGriff, 1b
1935	Wally Berger, of		Del Crandall, c	1996	Tom Glavine, p
1936	Wally Berger, of		Bob Shaw, p		Chipper Jones, 3b
1937	Gene Moore, of		Warren Spahn, p		Greg Maddux, p
1938	Tony Cuccinello, 2b Jim Turner, p		Second game additions: Henry Aaron, of (missed first game due to injury)		Fred McGriff, 1b
1939	Lou Fette, p		Eddie Mathews, 3b	1997	John Smoltz, p
1940	Max West, of	1963	Hank Aaron, of		Mark Wohlers, p
1941	Eddie Miller, ss		Warren Spahn, p		Jeff Blauser, ss
1942	Ernie Lombardi, c Eddie Miller, ss		Joe Torre, c		Tom Glavine, p
1943	Al Javery, p	1964	Hank Aaron, of		Chipper Jones, 3b
1944	Nate Andrews, p Al Javery, p Connie Ryan, 2b	1965	Joe Torre, c		Kenny Lofton, of
1945	No game	1966	Hank Aaron, of		Javy Lopez, c
1946	Mort Cooper, p Johnny Hopp, of Phil Masi, c	1967	Felipe Alou, of		Greg Maddux, p
1947	Bob Elliott, 3b Phil Masi, c Johnny Sain, p Warren Spahn, p	1968	Joe Torre, c		Walt Weiss, ss
1948	Bob Elliott, 3b Tommy Holmes, of Phil Masi, c Johnny Sain, p	1969	Denny Lemaster, p	1999	Brian Jordan, of
1949	Eddie Stankly, 2b Vern Bickford, p Warren Spahn, p	1970	Hank Aaron, of		Kevin Millwood, p
1950	Walker Cooper, c Warren Spahn, p	1971	Felipe Alou, of	2000	Andres Galaraga, 1b
1951	Bob Elliott, 3b Warren Spahn, p	1972	Hoyt Wilhelm, p		Tom Glavine, p
1952	Warren Spahn, p	1973	Hank Aaron, of		Andruw Jones, of
1953	Del Crandall, c Eddie Mathews, 3b Warren Spahn, p	1974	Felix Millan, 2b Phil Niekro, p	2001	Chipper Jones, 3b
1954	Gene Conley, p Jim Wilson, p Del Crandall, c Warren Spahn, p	1975	Hank Aaron, of	2002	Tom Glavine, p
1955	Hank Aaron, of Gene Conley, p Del Crandall, c Johnny Logan, ss	1976	Rico Carty, of		Andruw Jones, of
1956	Eddie Mathews, 3b Hank Aaron, of Del Crandall, c Eddie Mathews, 3b Warren Spahn, p	1977	Felix Millan, 2b	2003	Mike Remlinger, p
1957	Hank Aaron, of Lew Burdette, p Johnny Logan, ss Eddie Mathews, 3b Red Schoendienst, 2b Warren Spahn, p	1978	Hoyt Wilhelm, p		Marcus Giles, 2b
1958	Hank Aaron, of Del Crandall, c Johnny Logan, ss Eddie Mathews, 3b Don McMahon, p Warren Spahn, p	1979	Hank Aaron, of		Rafael Furcal, ss
1959	Hank Aaron, of Lew Burdette, p Del Crandall, c Eddie Mathews, 3b Warren Spahn, p	1980	Davey Johnson, 2b		Andruw Jones, of
	Second game addition: Johnny Logan, ss	1981	Buzz Capra, p		Javy Lopez, c
1960	Hank Aaron, of Joe Adcock, 1b Bob Buhl, p Del Crandall, c	1982	Phil Niekro, p	2004	Russ Ortiz, p
	Eddie Mathews, 3b	1983	Andy Messersmith, p	2005	Gary Sheffield, of
1961	Hank Aaron, of Frank Bolling, 2b Eddie Mathews, 3b Warren Spahn, p	1984	Dick Ruthven, p	2006	Johnny Estrada, c
		1985	Willie Montanez, 1b	2007	Andruw Jones, of
		1986	Jeff Burroughs, of		John Smoltz, p
		1987	Phil Niekro, p	2008	Brian McCann, c
		1988	Biff Pocaroba, c		John Smoltz, p
		1989	Gary Matthews, of	2009	Chipper Jones, 3b
		1990	Dale Murphy, of		Brian McCann, c
		1991	Bruce Benedict, c	2010	Brian McCann, c
		1992	Bob Horner, 3b		Jason Heyward, of
		1993	Dale Murphy, of		Tim Hudson, p
		1994	Phil Niekro, p		Omar Infante, inf
			Bruce Benedict, c		Brian McCann, c (MVP)
			Glenn Hubbard, 2b		Martin Prado, 2b
			Dale Murphy, of	2011	Billy Wagner, p
			Pascual Pérez, p		Chipper Jones, 3b
			Dale Murphy, of		Jair Jurrjens, p
			Rafael Ramirez, ss		Craig Kimbrel, p
			Claudell Washington, of	2012	Brian McCann, c
			Dale Murphy, of		Jonny Venters, c
			Dale Murphy, of		Michael Bourn, of
			Ozzie Virgil, c		Chipper Jones, 3b
			Gerald Perry, 1b	2013	Craig Kimbrel, p
			John Smoltz, p		Dan Uggla, 2b
			Greg Olson, c		Freddie Freeman, 1b
			Tom Glavine, p	2014	Craig Kimbrel, p
			John Smoltz, p		Brian McCann, c
			Terry Pendleton, 3b		Freddie Freeman, 1b
			Ron Gant, of		Craig Kimbrel, p
			Steve Avery, p	2015	Julio Teheran, p
			Tom Glavine, p		Shelby Miller, p
			John Smoltz, p	2016	Julio Teheran, p
			Jeff Blauser, ss		Ender Inciarte, of
			David Justice, of	2017	Ozzie Albies, 2b
			Greg Maddux, p	2018	Mike Foltynewicz, p
			Fred McGriff, 1b (MVP)		Freddie Freeman, 1b
				2019	Nick Markakis, of
					Freddie Freeman, 1b
					Ronald Acuna Jr., of
					Mike Soroka, rhp

BRAVES PITCHING FEATS

20-GAME WINNERS

(SINCE 1900, BY MOST WINS)

1902	Togie Pittinger	27-16
1902	Vic Willis	27-20
1914	Bill James	26-7
1914	Dick Rudolph	26-10
1996	John Smoltz	24-8
1965	Tony Cloninger	24-11
1948	Johnny Sain	24-15
1953	Warren Spahn	23-7
1963	Warren Spahn	23-7
1969	Phil Niekro	23-13
1993	Tom Glavine	22-6
1958	Warren Spahn	22-11
1951	Warren Spahn	22-14
1915	Dick Rudolph	22-19
2003	Russ Ortiz	21-7
2000	Tom Glavine	21-9
1947	Warren Spahn	21-10
1960	Warren Spahn	21-10
1957	Warren Spahn	21-11
1947	Johnny Sain	21-12
1954	Warren Spahn	21-12
1961	Warren Spahn	21-13
1949	Warren Spahn	21-14
1959	Lew Burdette	21-15
1959	Warren Spahn	21-15
1950	Warren Spahn	21-17
1979	Phil Niekro	21-20
1997	Denny Neagle	20-5
1998	Tom Glavine	20-6
1992	Tom Glavine	20-8
1933	Ben Cantwell	20-10
1937	Lou Fette	20-10
1958	Lew Burdette	20-10
1993	Greg Maddux	20-10
1937	Jim Turner	20-11
1956	Warren Spahn	20-11
1991	Tom Glavine	20-11
1950	Johnny Sain	20-13
1974	Phil Niekro	20-13
1900	Bill Dineen	20-14
1921	Joe Oeschger	20-14
1946	Johnny Sain	20-14
1901	Vic Willis	20-17
1905	Irv Young	20-21

N.L. WIN LEADERS

(BY YEAR)

1877	Tommy Bond	40
1878	Tommy Bond	40
1888	John Clarkson	33
1889	John Clarkson	49
1897	Kid Nichols	31
1898	Kid Nichols	32
1914	Dick Rudolph (Tie)	27
1948	Johnny Sain	24
1949	Warren Spahn	21
1950	Warren Spahn	20
1953	Warren Spahn (Tie)	23
1957	Warren Spahn	21
1958	Warren Spahn (Tie)	22
1959	Warren Spahn (Tie)	21
1960	Warren Spahn (Tie)	21
1961	Warren Spahn (Tie)	21
1974	Phil Niekro (Tie)	20
1979	Phil Niekro (Tie)	21
1991	Tom Glavine (Tie)	20
1992	Tom Glavine (Tie)	20
1993	Tom Glavine (Tie)	22
1994	Greg Maddux (Tie)	16
1995	Greg Maddux	19
1996	John Smoltz	24
1997	Denny Neagle	20
1998	Tom Glavine	20
2000	Tom Glavine	21
2003	Russ Ortiz	21
2006	John Smoltz (Tie)	16

N.L. ERA LEADERS

(BY YEAR)

1879	Tommy Bond	1.96
1899	John Clarkson	2.73
1937	Jim Turner	2.38
1947	Warren Spahn	2.33
1951	Chet Nichols	2.88
1953	Warren Spahn	2.10
1956	Lew Burdette	2.71
1961	Warren Spahn	3.01
1967	Phil Niekro	1.87
1974	Buzz Capra	2.28
1993	Greg Maddux	2.36
1994	Greg Maddux	1.56
1995	Greg Maddux	1.63
1998	Greg Maddux	2.22

12 CONSECUTIVE WINS

14	John Smoltz	1996
13	Charlie Buffinton	1884
13	Tom Glavine	1992
12	Dick Rudolph	1914

N.L. STRIKEOUT LEADERS

(BY YEAR)

1877	Tommy Bond	170
1878	Tommy Bond	182
1883	Jim Whitney	345
1889	John Clarkson	284
1902	Vic Willis	225
1949	Warren Spahn	151
1950	Warren Spahn	191
1951	Warren Spahn (Tie)	164
1952	Warren Spahn	183
1977	Phil Niekro	262
1992	John Smoltz	215
1996	John Smoltz	276

TOP WINNING PERCENTAGE

Below are the top career winning percentages by a pitcher in franchise history. (since 1900, minimum 100 decisions)

RIGHT-HANDERS

Pitcher	Years	Won-Lost	Pct.
1. Greg Maddux	1993-2003	194-88	.688
2. Kevin Millwood	1997-2002	75-46	.620
3. Tim Hudson	2005-13	113-72	.611
4. Bob Buhl	1953-62	109-72	.602
5. Lew Burdette	1951-63	179-120	.599

LEFT-HANDERS

Pitcher	Years	Won-Lost	Pct.
1. Tom Glavine	1987-2002, '08	244-147	.624
2. Warren Spahn	1942-64	356-229	.609
3. Steve Avery	1990-96	72-62	.537
4. George "Lefty" Tyler	1910-17	92-92	.500
5. Denny Lemaster	1962-67	58-59	.496

BRAVES NO-HITTERS

Date	Pitcher/Opponent	D/N	Score
8/6/1892	Jack Stivetts vs. Brooklyn	Day	11-0
8/7/1899	Vic Willis vs. Washington	Day	7-1
5/8/1907	Frank Pfeffer vs. Cincinnati	Day	6-0
9/9/1914 [2]	George Davis vs. Philadelphia	Day	7-0
6/16/1916	Tom Hughes vs. Pittsburgh	Day	2-0
4/27/1944	Jim Tobin vs. Brooklyn	Day	2-0
8/11/1950	Vern Bickford vs. Brooklyn	Night	7-0
6/12/1954	Jim Wilson vs. Philadelphia	Day	2-0
8/18/1960	Lew Burdette vs. Philadelphia	Night	1-0
9/16/1960	Warren Spahn vs. Philadelphia	Night	4-0
4/28/1961	Warren Spahn vs. San Francisco	Night	1-0
8/5/1973	Phil Niekro vs. San Diego	Day	9-0
9/11/1991	Kent Mercker, Mark Wohlers, Alejandro Pena vs. San Diego	Night	1-0
4/8/1994	Kent Mercker at Los Angeles	Night	6-0

NO-HIT GAMES VS. BRAVES

Date	Pitcher/Opponent	D/N	Score
8/19/1880	Larry Corcoran, at Chicago	Day	6-0
4/22/1898	Jim Hughes, at Baltimore	Day	8-0
7/8/1898	Red Donahue, at Philadelphia	Day	5-0
9/5/1908 [2]	Nap Rucker, at Brooklyn	Day	6-0
7/17/1924	Jesse Haines, at St. Louis	Day	5-0
6/11/1938	Johnny Vander Meer, at Cincinnati	Day	3-0
5/15/1944	Clyde Shoun, at Cincinnati	Day	1-0
4/23/1946	Ed Head, at Brooklyn	Day	5-0
6/18/1947	Ewell Blackwell, at Cincinnati	Night	6-0
5/6/1951 [2]	Cliff Chambers, vs. Pittsburgh (at Boston)	Day	3-0
6/18/1967	Don Wilson, at Houston	Day	2-0
8/18/1969	Ken Holtzman, at Chicago	Day	3-0
9/29/1976	John Montefusco, San Francisco (at Atlanta)	Day	9-0
4/7/1979	Ken Forsch, at Houston	Day	6-0
5/18/2004	Randy Johnson, Arizona (at Atlanta) - perfect game	Night	2-0
4/17/2010	Ubaldo Jimenez, Colorado (at Atlanta)	Night	4-0
9/1/2014	Cole Hamels, Jake Diekman, Ken Giles, Jonathan Papelbon, Phila. (at Atlanta)	Day	7-0

BEST PITCHING STARTS

In research dating back to 1900, the Elias Sports Bureau found the following Braves who started a season with a record of at least 6-0.

Pitcher	Start	Year	Notes
Ed Brandt	8-0	1931	In consecutive starts, all complete games.
Warren Spahn	8-0	1947	Covered eight starts plus a no-decision in relief.
Jim Wilson	8-0	1954	In eight consecutive starts.
Lew Burdette	7-0	1953	In 19 games, no starts
Larry McWilliams	7-0	1978	Was called up from minors on July 17;
Rick Mahler	7-0	1985	In seven consecutive starts.
*Pete Smith	7-0	1992	Covered 11 starts and 1 relief appearance.
Tom Glavine	7-0	1993	In 10 starts.
Denny Neagle	7-0	1997	In 10 starts.
Mike Remlinger	7-0	2002	All in relief (57 games).
Oscar Villarreal	7-0	2006	All in relief (31 games).
*Max Fried	7-0	2020	Over 11 starts in 60-game 2020 season
George Stone	6-0	1969	In 13 games with three wins as a starter.
Ron Reed	6-0	1968	In nine games, six starts, with all the wins as a starter.
Warren Spahn	6-0	1958	In seven starts.
Max Surkont	6-0	1953	In eight games, seven starts, with all wins as a starter.
Huck Betts	6-0	1932	In 10 games, eight starts, with five wins as a starter.
Frank Miller	6-0	1922	In 10 games, six starts, with five wins as a starter.

*Finished the season with a perfect record

ATLANTA PITCHING – CAREER TOP 10

GAMES

John Smoltz	708
Phil Niekro	689
Gene Garber	557
Tom Glavine	518
Rick Camp	414
Mark Wohlers	388
Greg Maddux	363
Peter Moylan	356
Eric O’Flaherty	356
Steve Bedrosian	350

INNINGS PITCHED

Phil Niekro	4533.0
Tom Glavine	3408.0
John Smoltz	3395.0
Greg Maddux	2526.2
Tim Hudson	1573.0
Rick Mahler	1558.2
Ron Reed	1419.2
Julio Teheran	1360.0
Pat Jarvis	1244.2
Steve Avery	1222.1

WINS

Phil Niekro	266
Tom Glavine	244
John Smoltz	210
Greg Maddux	194
Tim Hudson	113
Pat Jarvis	83
Ron Reed	80
Rick Mahler	79
Julio Teheran	77
Kevin Millwood	75

ERA (1,000 IP)

Greg Maddux	2.63
Phil Niekro	3.20
John Smoltz	3.26
Tom Glavine	3.41
Tim Hudson	3.56
Pat Jarvis	3.59
Julio Teheran	3.67
Kevin Millwood	3.73
Ron Reed	3.74
Steve Avery	3.83

GAMES STARTED

Phil Niekro	594
Tom Glavine	518
John Smoltz	466
Greg Maddux	363
Tim Hudson	243
Julio Teheran	226
Rick Mahler	218
Ron Reed	203
Steve Avery	201
Pat Jarvis	169

COMPLETE GAMES

Phil Niekro	226
Greg Maddux	61
John Smoltz	53
Tom Glavine	52
Ron Reed	47
Pat Jarvis	42
Rick Mahler	36
Carl Morton	29
George Stone	20
Ken Johnson	18
Denny Lemaster	18

SHUTOUTS

Phil Niekro	43
Tom Glavine	22
Greg Maddux	21
John Smoltz	16
Pat Jarvis	8
Carl Morton	8
Dick Ruthven	7
Steve Avery	6
Rick Mahler	6
Denny Neagle	6
Ron Reed	6
Zane Smith	6

SAVES

Craig Kimbrel	186
John Smoltz	154
Gene Garber	141
Mark Wohlers	112
John Rocker	83
Cecil Upshaw	78
Rick Camp	57
Mike Stanton	55
Jim Johnson	51
Arolys Vizcaino	50

STRIKEOUTS

John Smoltz	3011
Phil Niekro	2855
Tom Glavine	2091
Greg Maddux	1828
Julio Teheran	1184
Tim Hudson	997
Kevin Millwood	840
Steve Avery	815
Ron Reed	778
Rick Mahler	765

WALKS

Phil Niekro	1425
Tom Glavine	1177
John Smoltz	992
Rick Mahler	501
Tim Hudson	464
Julio Teheran	458
Greg Maddux	383
Steve Avery	371
Zane Smith	366
Pat Jarvis	364

LOSSES

Phil Niekro	227
Tom Glavine	147
John Smoltz	147
Rick Mahler	89
Greg Maddux	88
Ron Reed	88
Gene Garber	73
Julio Teheran	73
Tim Hudson	72
Pat Jarvis	72

HITS ALLOWED

Phil Niekro	4136
Tom Glavine	3241
John Smoltz	2979
Greg Maddux	2273
Rick Mahler	1656
Tim Hudson	1490
Ron Reed	1424
Julio Teheran	1189
Steve Avery	1180
Pat Jarvis	1143

FRANCHISE PITCHING – CAREER TOP 10

GAMES

Phil Niekro	740
Warren Spahn	714
John Smoltz	708
Kid Nichols	557
Gene Garber	557
Tom Glavine	518
Lew Burdette	468
Rick Camp	414
Mark Wohlers	388
Greg Maddux	363

INNINGS PITCHED

Warren Spahn	5046.0
Phil Niekro	4622.2
Kid Nichols	4538.0
Tom Glavine	3408.0
John Smoltz	3395.0
Lew Burdette	2638.0
Vic Willis	2575.0
Greg Maddux	2526.2
Jim Whitney	2263.2
Tommy Bond	2127.1

WINS

Warren Spahn	356
Kid Nichols	328
Phil Niekro	268
Tom Glavine	244
John Smoltz	210
Greg Maddux	194
Lew Burdette	179
Vic Willis	151
John Clarkson	150
Tommy Bond	149

ERA (1,000 IP, SINCE 1900)

Dick Rudolph	2.62
Greg Maddux	2.63
Vic Willis	2.88
Warren Spahn	3.05
Lefty Tyler	3.06
Jesse Barnes	3.07
Togie Pittenge	3.08
Irv Young	3.15
Phil Niekro	3.20
John Smoltz	3.26

GAMES STARTED

Warren Spahn	635
Phil Niekro	595
Tom Glavine	518
Kid Nichols	502
John Smoltz	466
Greg Maddux	363
Lew Burdette	330
Vic Willis	302
Jim Whitney	254
Tim Hudson	243

COMPLETE GAMES

Kid Nichols	477
Warren Spahn	374
Vic Willis	268
Jim Whitney	242
John Clarkson	226
Phil Niekro	226
Tommy Bond	225
Jack Stivetts	176
Dick Rudolph	171
Charlie Buffinton	166

SHUTOUTS

Warren Spahn	63
Kid Nichols	44
Phil Niekro	43
Lew Burdette	30
Tommy Bond	29
Dick Rudolph	27
Vic Willis	26
Tom Glavine	22
Lefty Tyler	22
Greg Maddux	21

SAVES

Craig Kimbrel	186
John Smoltz	154
Gene Garber	141
Mark Wohlers	112
John Rocker	83
Cecil Upshaw	78
Rick Camp	57
Mike Stanton	55
Jim Johnson	51
Don McMahon	50
Arolys Vizcaino	50

STRIKEOUTS

John Smoltz	3011
Phil Niekro	2912
Warren Spahn	2493
Tom Glavine	2091
Greg Maddux	1828
Kid Nichols	1672
Julio Teheran	1184
Vic Willis	1161
Jim Whitney	1157
Tim Hudson	997

WALKS

Phil Niekro	1458
Warren Spahn	1378
Tom Glavine	1177
Kid Nichols	1159
John Smoltz	992
Vic Willis	854
Bob Buhl	782
Lefty Tyler	678
John Clarkson	676
Jack Stivetts	651

LOSSES

Phil Niekro	230
Warren Spahn	229
Kid Nichols	180
Vic Willis	149
Tom Glavine	147
John Smoltz	147
Jim Whitney	121
Lew Burdette	120
Bob Smith	120
Ed Brandt	119

HITS ALLOWED

Warren Spahn	4620
Kid Nichols	4434
Phil Niekro	4224
Tom Glavine	3241
John Smoltz	2979
Lew Burdette	2698
Vic Willis	2386
Greg Maddux	2273
Tommy Bond	2243
Jim Whitney	2219

ATLANTA PITCHING – SINGLE-SEASON TOP 10

GAMES

87.....	Peter Moylan	2009
85.....	Peter Moylan	2010
85.....	Jonny Venters	2011
84.....	Chris Reitsma	2004
83.....	Will Ohman	2008
81.....	Brad Clontz	1996
80.....	Ray King	2003
80.....	Peter Moylan	2007
80.....	Mike Gonzalez	2009
79.....	Antonio Alfonseca	2004
79.....	Jonny Venters	2010
79.....	Craig Kimbrel	2011

INNINGS PITCHED

342.0..	Phil Niekro	1979
334.1..	Phil Niekro	1978
330.1..	Phil Niekro	1977
302.1..	Phil Niekro	1974
284.1..	Phil Niekro	1969
282.1..	Phil Niekro	1972
277.2...	Carl Morton	1975
275.2...	Phil Niekro	1975
275.0 ..	Phil Niekro	1980
274.2 ..	Carl Morton	1974

WINS

24.....	John Smoltz	1996
23.....	Phil Niekro	1969
22.....	Tom Glavine	1993
21.....	Phil Niekro	1979
21.....	Tom Glavine	2000
21.....	Russ Ortiz	2003
20.....	Phil Niekro	1974
20.....	Tom Glavine	1991
20.....	Tom Glavine	1992
20.....	Greg Maddux	1993
20.....	Denny Neagle	1997
20.....	Tom Glavine	1998

ERA (1,000 IP)

1.56.....	Greg Maddux	1994
1.63.....	Greg Maddux	1995
1.87.....	Phil Niekro	1967
2.20.....	Greg Maddux	1997
2.22.....	Greg Maddux	1998
2.28.....	Buzz Capra	1974
2.36.....	Greg Maddux	1993
2.38.....	Phil Niekro	1974
2.47.....	Tom Glavine	1998
2.55.....	Tom Glavine	1991

GAMES STARTED

44.....	Phil Niekro	1979
43.....	Phil Niekro	1977
42.....	Phil Niekro	1978
39.....	Phil Niekro	1974
39.....	Carl Morton	1975
39.....	Rick Mahler	1985
39.....	Rick Mahler	1986
38.....	Tony Cloninger	1966
38.....	Carl Morton	1974
38.....	Phil Niekro	1980

COMPLETE GAMES

23.....	Phil Niekro	1979
22.....	Phil Niekro	1978
21.....	Phil Niekro	1969
20.....	Phil Niekro	1977
18.....	Phil Niekro	1974
18.....	Phil Niekro	1971
17.....	Phil Niekro	1972
15.....	Phil Niekro	1968
14.....	Pat Jarvis	1968
13.....	Phil Niekro	1975

SHUTOUTS

6.....	Phil Niekro	1974
5.....	Phil Niekro	1968
5.....	Buzz Capra	1974
5.....	Tom Glavine	1992
5.....	Greg Maddux	1998
4.....	Phil Niekro	1969
4.....	Phil Niekro	1971
4.....	Carl Morton	1973
4.....	Dick Ruthven	1976
4.....	Phil Niekro	1978
4.....	Tom Glavine	1989
4.....	Denny Neagle	1997

SAVES

55.....	John Smoltz	2002
50.....	Craig Kimbrel	2013
47.....	Craig Kimbrel	2014
46.....	Craig Kimbrel	2011
45.....	John Smoltz	2003
44.....	John Smoltz	2004
42.....	Craig Kimbrel	2012
39.....	Mark Wohlers	1996
38.....	John Rocker	1999
37.....	Billy Wagner	2010

STRIKEOUTS

276.....	John Smoltz	1996
262.....	Phil Niekro	1977
248.....	Phil Niekro	1978
241.....	John Smoltz	1997
238.....	Javier Vazquez	2009
215.....	John Smoltz	1992
211.....	John Smoltz	2006
208.....	Phil Niekro	1979
208.....	John Smoltz	1993
205.....	Kevin Millwood	1999

WALKS

164.....	Phil Niekro	1977
116.....	Tony Cloninger	1966
113.....	Phil Niekro	1979
112.....	Russ Ortiz	2004
111.....	Steve Bedrosian	1985
105.....	Phil Niekro	1983
105.....	Zane Smith	1986
102.....	Phil Niekro	1978
102.....	Craig McMurtry	1984
102.....	David Palmer	1986
102.....	Russ Ortiz	2003

LOSSES

20.....	Phil Niekro	1977
20.....	Phil Niekro	1979
18.....	Phil Niekro	1970
18.....	Phil Niekro	1978
18.....	Phil Niekro	1980
18.....	Rick Mahler	1986
17.....	Dick Ruthven	1976
17.....	Craig McMurtry	1984
17.....	Tom Glavine	1988
17.....	Derek Lowe	2011
17.....	Shelby Miller	2015

HITS ALLOWED

315.....	Phil Niekro	1977
311.....	Phil Niekro	1979
302.....	Carl Morton	1975
295.....	Phil Niekro	1978
293.....	Carl Morton	1974
285.....	Phil Niekro	1975
283.....	Rick Mahler	1986
279.....	Rick Mahler	1988
272.....	Rick Mahler	1985
259.....	Tom Glavine	1999

FRANCHISE PITCHING – SINGLE-SEASON TOP 10

SINCE 1900

GAMES

87.....	Peter Moylan	2009
85.....	Peter Moylan	2010
85.....	Jonny Venters	2011
84.....	Chris Reitsma	2004
83.....	Will Ohman	2008
81.....	Brad Clontz	1996
80.....	Ray King	2003
80.....	Peter Moylan	2007
80.....	Mike Gonzalez	2009
79.....	Antonio Alfonseca	2004
79.....	Jonny Venters	2010
79.....	Craig Kimbrel	2011

INNINGS PITCHED

410.0 ..	Vic Willis	1902
389.1...	Togie Pittinger	1902
378.0 ..	Irv Young	1905
358.1...	Irv Young	1906
351.2...	Togie Pittinger	1903
350.0 ..	Vic Willis	1904
342.0 ..	Vic Willis	1905
342.0 ..	Phil Niekro	1979
341.1...	Dick Rudolph	1915
336.1...	Dick Rudolph	1914

WINS

27.....	Togie Pittinger	1902
27.....	Vic Willis	1902
26.....	Bill James	1914
26.....	Dick Rudolph	1914
24.....	Johnny Sain	1948
24.....	Tony Cloninger	1965
24.....	John Smoltz	1996
23.....	Warren Spahn	1953
23.....	Warren Spahn	1963
23.....	Phil Niekro	1969

ERA (1,000 IP)

1.56.....	Greg Maddux	1994
1.63.....	Greg Maddux	1995
1.87.....	Phil Niekro	1967
1.90.....	Bill James	1914
2.02.....	Lefty Tyler	1916
2.08.....	Pat Ragan	1916
2.10.....	Warren Spahn	1953
2.12.....	Tom Hughes	1915
2.16.....	Art Nehf	1917
2.16.....	Dick Rudolph	1916

GAMES STARTED

46.....	Vic Willis	1902
44.....	Phil Niekro	1979
43.....	Vic Willis	1904
43.....	Dick Rudolph	1915
43.....	Phil Niekro	1977
42.....	Irv Young	1905
42.....	Phil Niekro	1978
41.....	Vic Willis	1905
41.....	Irv Young	1906
40.....	Togie Pittinger	1902

COMPLETE GAMES

45.....	Vic Willis	1902
41.....	Irv Young	1905
39.....	Vic Willis	1904
37.....	Irv Young	1906
36.....	Togie Pittinger	1902
36.....	Vic Willis	1905
35.....	Togie Pittinger	1903
35.....	Togie Pittinger	1904
35.....	Chick Fraser	1905
33.....	Four tied	

SHUTOUTS

7.....	Togie Pittinger	1902
7.....	Irv Young	1905
7.....	Warren Spahn	1947
7.....	Warren Spahn	1951
7.....	Warren Spahn	1963
6.....	Seven tied	

SAVES

55.....	John Smoltz	2002
50.....	Craig Kimbrel	2013
47.....	Craig Kimbrel	2014
46.....	Craig Kimbrel	2011
45.....	John Smoltz	2003
44.....	John Smoltz	2004
42.....	Craig Kimbrel	2012
39.....	Mark Wohlers	1996
38.....	John Rocker	1999
37.....	Billy Wagner	2010

STRIKEOUTS

276.....	John Smoltz	1996
262.....	Phil Niekro	1977
248.....	Phil Niekro	1978
241.....	John Smoltz	1997
238.....	Javier Vazquez	2009
225.....	Vic Willis	1902
215.....	John Smoltz	1992
211.....	Tony Cloninger	1965
211.....	John Smoltz	2006
208.....	Phil Niekro	1979
208.....	John Smoltz	1993

WALKS

164.....	Phil Niekro	1977
149.....	Chick Fraser	1905
144.....	Togie Pittinger	1904
143.....	Togie Pittinger	1903
128.....	Togie Pittinger	1902
126.....	Lefty Tyler	1912
124.....	Cliff Curtis	1910
122.....	Vern Bickford	1950
121.....	Al Mattern	1910
121.....	Bob Buhl	1957

LOSSES

29.....	Vic Willis	1905
25.....	Vic Willis	1904
25.....	Irv Young	1906
25.....	Gus Dorner	1906
25.....	Ben Cantwell	1935
24.....	Cliff Curtis	1910
23.....	Kaiser Wilhelm	1905
23.....	Vive Lindaman	1906
23.....	Buster Brown	1910
23.....	George Ferguson	1909
23.....	Irv Young	1907

HITS ALLOWED

396.....	Togie Pittinger	1903
372.....	Vic Willis	1902
360.....	Togie Pittinger	1902
357.....	Vic Willis	1904
349.....	Irv Young	1906
340.....	Vic Willis	1905
337.....	Irv Young	1905
322.....	Al Mattern	1909
320.....	Chick Fraser	1905
316.....	Kaiser Wilhelm	1904

ATLANTA YEAR-BY-YEAR TEAM PITCHING TOTALS

Year	W-L	ERA	G	CG	SHO	SV	IP	H	R	ER	HR	BB	SO
1966	85-77	3.68	163	37	10	36	1469.0	1430	683	601	129	485	884
1967	77-85	3.47	162	36	5	32	1454.0	1377	640	561	118	449	862
1968	81-81	2.92	163	44	16	29	1474.0	1320	549	478	87	362	871
1969	93-69	3.53	162	38	7	42	1445.0	1334	631	566	144	438	893
1970	76-86	4.33	162	45	9	24	1431.0	1451	772	688	185	478	960
1971	82-80	3.75	162	40	11	31	1475.0	1528	699	614	152	485	823
1972	70-84	4.27	155	40	4	27	1377.0	1412	730	654	155	512	732
1973	76-85	4.25	162	34	9	35	1462.0	1467	774	690	144	575	803
1974	88-74	3.05	163	46	21	22	1476.0	1343	563	501	97	488	772
1975	67-94	3.91	161	32	4	24	1430.0	1543	739	624	101	519	669
1976	70-92	3.86	162	33	13	27	1438.0	1435	700	617	86	564	818
1977	61-101	4.85	162	28	15	31	1445.0	1581	895	782	169	701	915
1978	69-93	4.08	162	29	12	32	1440.1	1404	750	653	132	624	848
1979	66-94	4.18	160	32	3	34	1407.2	1496	763	654	132	494	779
1980	81-80	3.77	161	29	9	37	1428.0	1397	660	598	131	454	696
1981	50-56	3.45	107	11	4	24	968.0	936	416	371	62	330	471
1982	89-73	3.82	162	15	11	51	1463.0	1484	702	621	126	502	813
1983	88-74	3.67	162	18	4	48	1440.2	1412	640	588	132	540	895
1984	80-82	3.57	162	17	7	49	1447.0	1401	655	574	122	525	859
1985	66-96	4.19	162	9	9	29	1457.1	1512	781	679	134	642	776
1986	72-89	3.97	161	17	5	39	1424.2	1443	719	629	117	576	932
1987	69-92	4.63	161	16	4	32	1427.2	1529	829	734	163	587	837
1988	54-106	4.09	160	14	4	25	1446.0	1481	741	657	108	524	810
1989	63-97	3.70	161	15	8	33	1447.2	1370	680	595	114	468	966
1990	65-97	4.58	162	17	8	30	1429.2	1527	821	727	128	579	938
1991	94-68	3.49	162	18	7	48	1452.2	1304	644	563	118	481	969
1992	98-64	3.14	162	26	24	41	1460.0	1321	569	510	89	489	948
1993	104-58	3.14	162	18	16	46	1455.0	1297	559	507	101	480	1036
1994	68-46	3.57	114	16	8	26	1026.1	929	448	407	76	378	865
1995	90-54	3.44	144	18	11	34	1291.2	1184	540	494	107	436	1087
1996	96-66	3.52	162	14	9	46	1469.0	1372	648	575	120	451	1245
1997	101-61	3.18	162	21	17	37	1465.2	1319	581	518	111	450	1196
1998	106-56	3.25	162	24	23	45	1438.2	1291	581	520	117	466	1232
1999	103-59	3.63	162	9	9	45	1471.0	1398	661	593	142	507	1197
2000	95-67	4.06	162	13	9	53	1440.1	1428	714	648	165	484	1093
2001	88-74	3.59	162	5	13	41	1447.1	1363	643	578	153	499	1133
2002	101-59	3.13	161	3	15	57	1467.1	1302	565	511	123	554	1058
2003	101-61	4.10	162	4	7	51	1456.1	1425	740	663	147	555	992
2004	96-66	3.74	162	4	13	48	1450.0	1475	668	603	154	523	1025
2005	90-72	3.98	162	8	12	38	1443.2	1487	674	639	145	520	929
2006	79-83	4.60	162	6	6	38	1441.1	1529	805	736	183	572	1049
2007	84-78	4.11	162	1	6	36	1456.1	1442	733	665	172	537	1106
2008	72-90	4.46	162	2	7	26	1440.2	1439	778	714	156	586	1076
2009	86-76	3.57	162	3	10	38	1462.2	1399	641	581	119	530	1232
2010	91-71	3.56	162	2	9	41	1439.1	1326	629	569	126	505	1241
2011	89-73	3.48	162	3	16	52	1479.2	1332	605	572	125	521	1332
2012	94-68	3.42	162	5	16	47	1445.1	1310	600	549	145	464	1232
2013	96-66	3.18	162	1	12	53	1450.1	1326	548	512	127	409	1232
2014	79-83	3.38	162	5	13	54	1455.0	1369	597	547	121	472	1301
2015	67-95	4.41	162	3	10	44	1425.1	1462	760	698	170	550	1148
2016	68-93	4.51	161	1	9	39	1447.2	1414	779	725	177	547	1227
2017	72-90	4.72	162	0	6	36	1441.1	1463	821	756	192	584	1258
2018	90-72	3.75	162	2	11	40	1456.2	1236	657	607	153	635	1423
2019	97-65	4.19	162	1	8	44	1450.2	1421	743	675	203	548	1393
2020	35-25	4.41	60	0	4	13	524.1	494	288	257	69	220	506

FRANCHISE YEAR-BY-YEAR VICTORY LEADERS

Year	Pitcher	W-L	Year	Pitcher	W-L	Year	Pitcher	W-L
1876	Jack Manning	18-5	1928	Bob Smith	13-17	1980	Phil Niekro	15-18
1877	Tommy Bond	40-17	1929	Socks Siebold	12-17	1981	Rick Camp	9-3
1878	Tommy Bond	40-19	1930	Socks Siebold	15-16	1982	Phil Niekro	17-4
1879	Tommy Bond	43-19	1931	Ed Brandt	18-11	1983	Craig McMurtry	15-9
1880	Tommy Bond	26-29	1932	Ed Brandt	16-16		Pascual Pérez	15-8
1881	Jim Whitney	31-33	1933	Ben Cantwell	20-10	1984	Pascual Pérez	14-8
1882	Jim Whitney	24-21	1934	Fred Frankhouse	17-9	1985	Rick Mahler	17-15
1883	Jim Whitney	37-21		Huck Betts	17-10	1986	Rick Mahler	14-18
1884	Charlie Buffinton	48-16	1935	Fred Frankhouse	11-15	1987	Zane Smith	15-10
1885	Charlie Buffinton	22-27	1936	Danny MacFayden	17-13	1988	Rick Mahler	9-16
1886	Old Hoss Radbourn	27-31	1937	Jim Turner	20-11	1989	Tom Glavine	14-8
1887	Old Hoss Radbourn	24-23		Lou Fette	20-10	1990	John Smoltz	14-11
1888	John Clarkson	33-20	1938	Danny MacFayden	14-9	1991	Tom Glavine	20-11
1889	John Clarkson	49-19		Jim Turner	14-18	1992	Tom Glavine	20-8
1890	Kid Nichols	27-19	1939	Bill Posedel	15-13	1993	Tom Glavine	22-6
1891	John Clarkson	33-19	1940	Dick Erickson	12-13	1994	Greg Maddux	16-6
1892	Kid Nichols	35-16		Bill Posedel	12-17	1995	Greg Maddux	19-2
	Jack Stivetts	35-16	1941	Jim Tobin	12-12	1996	John Smoltz	24-8
1893	Kid Nichols	34-14	1942	Al Javery	12-16	1997	Denny Neagle	20-5
1894	Kid Nichols	32-13		Jim Tobin	12-21	1998	Tom Glavine	20-6
1895	Kid Nichols	26-16	1943	Al Javery	17-16	1999	Greg Maddux	19-9
1896	Kid Nichols	30-14	1944	Jim Tobin	18-19	2000	Tom Glavine	21-9
1897	Kid Nichols	31-11	1945	Jim Tobin	9-14	2001	Greg Maddux	17-11
1898	Kid Nichols	32-12	1946	Johnny Sain	20-14	2002	Kevin Millwood	18-8
1899	Vic Willis	27-8	1947	Warren Spahn	21-10		Tom Glavine	18-11
1900	Bill Dinneen	20-14		Johnny Sain	21-12	2003	Russ Ortiz	21-7
1901	Vic Willis	20-17	1948	Johnny Sain	24-15	2004	Jaret Wright	15-8
1902	Togie Pittinger	27-16	1949	Warren Spahn	21-14		Russ Ortiz	15-9
	Vic Willis	27-20	1950	Warren Spahn	21-17	2005	John Smoltz	14-7
1903	Togie Pittinger	19-23	1951	Warren Spahn	22-14		Tim Hudson	14-9
1904	Vic Willis	18-25	1952	Warren Spahn	14-19	2006	John Smoltz	16-9
1905	Irv Young	20-21	1953	Warren Spahn	23-7	2007	Tim Hudson	16-10
1906	Irv Young	16-25	1954	Warren Spahn	21-12	2008	Jair Jurrjens	13-10
1907	Patsy Flaherty	12-15	1955	Warren Spahn	17-14	2009	Derek Lowe	15-10
	Gus Dornier	12-16	1956	Warren Spahn	20-11		Javier Vazquez	15-10
1908	Vive Lindaman	12-15	1957	Warren Spahn	21-11	2010	Tim Hudson	17-9
1909	Al Mattern	16-20	1958	Warren Spahn	22-11	2011	Tim Hudson	16-10
1910	Al Mattern	15-19	1959	Warren Spahn	21-15	2012	Tim Hudson	16-7
1911	Buster Brown	7-18		Lew Burdette	21-15	2013	Kris Medlen	15-12
1912	Hub Perdue	13-16	1960	Warren Spahn	21-10	2014	Ervin Santana	14-10
1913	Lefty Tyler	16-17	1961	Warren Spahn	21-13		Julio Teheran	14-13
	Hub Perdue	16-13	1962	Warren Spahn	18-14	2015	Julio Teheran	11-8
1914	Dick Rudolph	26-10	1963	Warren Spahn	23-7	2016	Mike Foltynewicz	9-5
	Bill James	26-7	1964	Tony Cloninger	19-14	2017	Julio Teheran	11-13
1915	Dick Rudolph	22-19	1965	Tony Cloninger	24-11	2018	Mike Foltynewicz	13-10
1916	Dick Rudolph	19-12	1966	Ken Johnson	14-8	2019	Max Fried	17-6
1917	Art Nehf	16-8		Tony Cloninger	14-11	2020	Max Fried	7-0
1918	Art Nehf	15-15	1967	Pat Jarvis	15-10			
1919	Dick Rudolph	13-18	1968	Pat Jarvis	16-12			
1920	Joe Oeschger	15-13	1969	Phil Niekro	23-13			
1921	Joe Oeschger	20-14	1970	Pat Jarvis	16-16			
1922	Frank Miller	11-13	1971	Phil Niekro	15-14			
	Rube Marquard	11-15	1972	Phil Niekro	16-12			
1923	Joe Genewich	13-14	1973	Carl Morton	15-10			
1924	Jesse Barnes	15-20	1974	Phil Niekro	20-13			
1925	Larry Benton	14-7	1975	Carl Morton	17-16			
	Johnny Cooney	14-14	1976	Phil Niekro	17-11			
1926	Larry Benton	14-14	1977	Phil Niekro	16-20			
1927	Joe Genewich	11-8	1978	Phil Niekro	19-18			
	Kent Greenfield	11-14	1979	Phil Niekro	21-10			

FRANCHISE SINGLE-SEASON BATTING FEATS

N.L. BATTING CHAMPIONS

1877	Deacon White.....	387
1889	Dan Brouthers.....	373
1894	Hugh Duffy.....	438
1928	Rogers Hornsby.....	387
1942	Ernie Lombardi.....	330
1956	Hank Aaron.....	328
1959	Hank Aaron.....	355
1970	Rico Carty.....	366
1974	Ralph Garr.....	353
1991	Terry Pendleton.....	319
2008	Chipper Jones.....	364

N.L. HOME RUN LEADERS

1879	Charley Jones.....	9
1880	John O'Rourke.....	6
1894	Hugh Duffy.....	18
1897	Hugh Duffy.....	11
1898	Jim Collins.....	15
1900	Herman Long.....	12
1907	David Brain.....	10
1935	Wally Berger.....	34
1945	Tommy Holmes.....	28
1953	Eddie Mathews.....	47
1957	Hank Aaron.....	44
1959	Eddie Mathews.....	46
1963	Hank Aaron (Tie).....	44
1966	Hank Aaron.....	44
1967	Hank Aaron.....	39
1984	Dale Murphy (Tie).....	36
1985	Dale Murphy.....	37
2005	Andruw Jones.....	51
2020	Marcell Ozuna.....	18

N.L. RBI LEADERS

1877	Deacon White.....	49
1879	John O'Rourke.....	62
1894	Hugh Duffy.....	145
1935	Wally Berger.....	130
1957	Hank Aaron.....	132
1960	Hank Aaron.....	126
1963	Hank Aaron.....	130
1966	Hank Aaron.....	127
1982	Dale Murphy (Tie).....	109
1983	Dale Murphy.....	121
2005	Andruw Jones.....	128
2020	Marcell Ozuna.....	56

N.L. HITS LEADERS

1877	Deacon White.....	213
1894	Hugh Duffy.....	237
1911	Roy Miller.....	192
1926	Ed Brown.....	201
1945	Tommy Holmes.....	224
1947	Tommy Holmes.....	191
1956	Hank Aaron.....	204
1957	Red Schoendienst.....	200
1959	Hank Aaron.....	223
1966	Felipe Alou.....	218
1968	Felipe Alou (Tie).....	210
1974	Ralph Garr.....	214
1991	Terry Pendleton.....	187
1992	Terry Pendleton (Tie).....	199
2018	Freddie Freeman.....	191
2019	Ozzie Albies.....	189

200 HITS IN A SEASON

1893	Hugh Duffy.....	203
1894	Hugh Duffy.....	237
1912	John Sweeney.....	204
1925	Dick Burrus.....	200
1926	Ed Brown.....	201
1928	Lance Richbourg.....	206
1945	Tommy Holmes.....	224
1956	Hank Aaron.....	200
1957	Red Schoendienst.....	200
1959	Hank Aaron.....	223
1963	Hank Aaron.....	201
1966	Felipe Alou.....	218
1968	Felipe Alou.....	210
1971	Ralph Garr.....	219
1973	Ralph Garr.....	200
1974	Ralph Garr.....	214
1996	Marquis Grissom.....	207
2017	Ender Inciarte.....	201

30 HOMERS/30 STEALS

1963	Hank Aaron.....	44-31
1983	Dale Murphy.....	36-30
1990	Ron Gant.....	32-33
1991	Ron Gant.....	32-34
2019	Ronald Acuña Jr.....	41-37

SINGLE-GAME BATTING FEATS

BRAVES WHO HIT FOR THE CYCLE

Date	Player/Opponent
5/9/1896	Herman Long vs. LOU
6/20/1904	Duff Cooley vs. PHI
4/26/1907	John Bates vs. BRO
10/6/1910	Bill Collins vs. PHI
9/23/1987	Albert Hall vs. HOU
8/14/2008	Mark Kotsay vs. CHI
6/15/2016	Freddie Freeman vs. CIN

FOUR HOME RUNS IN ONE GAME

Date	Player/Opponent
5/30/1894	Bobby Lowe at CIN
7/31/1954	Joe Adcock at BRO
7/6/1986	Bob Horner vs. MONI

THREE HOME RUNS IN ONE GAME

Date	Player/Opponent
7/2/1928	Les Bell at PHI
7/6/1934	Hal Lee at PHI
5/25/1935	Babe Ruth at PIT
5/13/1942	Jim Tobin vs. CHI
9/27/1952	Eddie Mathews at BRO
8/30/1953	Jim Pendleton vs. PIT
6/21/1959	Henry Aaron at SF
7/30/1966	Gene Oliver vs. SF
7/30/1969	Bob Tillman* at PHI
5/31/1970	Rico Carty vs. PHI
7/3/1970	Mike Lum vs. SD
7/26/1970	Orlando Cepeda at CHI
5/18/1979	Dale Murphy vs. SF
7/22/1986	Ken Griffey vs. PHI
5/26/1990	Jeff Treadway at PHI
7/12/1992	Jeff Blausler at CHI
7/28/2001	Vinny Castilla at PIT
9/25/2002	Andruw Jones at PHI

THREE HOME RUNS IN ONE GAME, CONT.

Date	Player/Opponent
8/14/2006	Chipper Jones* at WSH
6/22/2008	Mark Teixeira vs. SEA
4/29/2017	Matt Kemp* at MIL
9/1/2020	Marcell Ozuna at BOS
9/2/2020	Adam Duvall at BOS
9/9/2020	Adam Duvall vs. MIA

*Consecutive

ATLANTA YEAR-BY-YEAR TEAM BATTING TOTALS

Year	AVG.	AB	R	H	2B	3B	HR	RBI	BB	SO	SB	E
1966	.263	5616	782	1476	220	32	207	734	512	913	59	154
1967	.240	5450	631	1307	191	29	158	596	512	947	55	138
1968	.252	5552	515	1399	179	31	80	480	414	782	83	125
1969	.258	5460	691	1411	195	22	141	640	485	665	59	115
1970	.270	5546	736	1495	215	24	160	692	522	736	58	141
1971	.257	5575	643	1434	192	30	153	587	434	747	57	146
1972	.258	5278	628	1363	186	17	144	593	532	770	47	156
1973	.266	5631	799	1497	219	34	206	758	608	870	84	166
1974	.249	5533	661	1375	202	37	120	559	571	772	72	132
1975	.244	5424	583	1323	179	28	107	541	543	759	65	175
1976	.245	5345	620	1309	170	30	82	586	589	811	74	131
1977	.254	5534	678	1404	218	20	139	638	537	876	82	175
1978	.244	5381	600	1313	181	38	123	558	550	874	90	153
1979	.256	5422	669	1389	220	28	126	626	490	818	98	183
1980	.250	5402	630	1352	226	22	144	597	434	899	73	162
1981	.243	3642	395	886	148	22	64	366	321	540	98	102
1982	.256	5507	739	1411	215	22	146	687	554	869	151	137
1983	.272	5472	746	1489	218	45	130	691	582	847	146	137
1984	.247	5422	632	1338	234	27	111	578	555	896	140	139
1985	.246	5526	632	1359	213	28	126	598	553	849	72	158
1986	.250	5384	615	1348	241	24	138	575	538	904	93	141
1987	.258	5428	747	1401	284	24	152	696	641	834	135	116
1988	.242	5440	555	1319	228	28	96	527	432	848	95	151
1989	.234	5463	584	1281	201	22	128	544	485	996	83	152
1990	.250	5504	622	1376	263	26	162	636	473	1010	92	158
1991	.258	5456	749	1407	255	30	141	704	563	906	165	138
1992	.254	5480	682	1391	223	48	138	641	493	924	126	109
1993	.262	5588	767	1444	239	29	169	712	560	946	125	108
1994	.267	3861	542	1031	198	18	137	510	377	668	48	81
1995	.250	4814	645	1202	210	27	168	618	520	933	73	100
1996	.270	5614	773	1514	264	28	197	735	530	1032	83	130
1997	.270	5528	791	1490	268	37	174	755	597	1160	108	114
1998	.272	5484	826	1489	297	26	215	794	548	1062	98	91
1999	.266	5569	840	1481	309	23	197	791	608	962	148	111
2000	.271	5489	810	1490	274	26	179	758	595	1010	148	129
2001	.260	5498	729	1432	263	24	174	696	493	1039	85	103
2002	.260	5495	708	1428	280	25	164	669	558	1028	76	114
2003	.284	5670	907	1608	321	31	235	872	545	933	68	121
2004	.270	5570	803	1503	304	37	178	767	587	1158	86	116
2005	.265	5486	769	1453	308	37	184	733	534	1084	92	86
2006	.270	5583	849	1510	312	26	222	818	526	1169	52	99
2007	.275	5689	810	1562	328	27	176	781	534	1149	64	107
2008	.270	5604	753	1514	316	33	130	721	618	1023	58	107
2009	.263	5539	735	1459	300	20	149	700	602	1064	58	96
2010	.258	5463	738	1411	312	25	139	699	634	1140	63	126
2011	.243	5528	641	1345	244	16	173	606	504	1260	77	83
2012	.247	5425	700	1341	263	30	149	660	567	1289	101	86
2013	.249	5441	688	1354	247	21	181	656	542	1384	64	85
2014	.241	5468	573	1316	240	22	123	545	472	1369	95	85
2015	.251	5420	573	1361	251	18	100	548	471	1107	69	90
2016	.255	5514	649	1404	295	27	122	615	502	1240	75	101
2017	.263	5584	732	1467	289	26	165	706	474	1184	77	97
2018	.257	5582	759	1433	314	29	175	717	511	1290	90	80
2019	.258	5560	855	1432	277	29	249	824	619	1467	89	78
2020	.268	2074	348	556	130	3	103	338	239	573	23	33

ATLANTA BATTING – CAREER TOP 10

BATTING AVERAGE*

Ralph Garr.....317
Chipper Jones.....303
Felipe Alou.....302
Martin Prado.....295
Freddie Freeman... 295
Hank Aaron.....293
Fred McGriff.....293
Terry Pendleton.....287
Javy Lopez.....287
Marcus Giles.....285

AT-BATS

Chipper Jones.....8984
Dale Murphy.....7098
Andruw Jones.....6408
Freddie Freeman.. 5167
Hank Aaron.....4548
Brian McCann.....4140
Glenn Hubbard.....4016
Javy Lopez.....4003
Jeff Blausler.....3961
Bob Horner.....3571

DOUBLES

Chipper Jones.....549
Freddie Freeman...342
Andruw Jones.....330
Dale Murphy.....306
Brian McCann.....236
Hank Aaron.....209
Jeff Blausler.....201
Nick Markakis.....198
Glenn Hubbard.....196
Javy Lopez.....190

WALKS

Chipper Jones.....1512
Dale Murphy.....912
Andruw Jones.....717
Freddie Freeman... 691
Hank Aaron.....634
Darrell Evans.....563
Glenn Hubbard.....487
Jeff Blausler.....483
David Justice.....452
Brian McCann.....414

ON-BASE PCT.*

Chipper Jones.....401
Freddie Freeman... 383
Hank Aaron.....378
David Justice.....374
Fred McGriff.....369
Darrell Evans.....368
Ryan Klesko.....361
Marcus Giles.....361
Nick Markakis.....357
Jeff Blausler.....355

RUNS

Chipper Jones.....1619
Dale Murphy.....1103
Andruw Jones.....1045
Freddie Freeman... 849
Hank Aaron.....818
Jeff Blausler.....601
Rafael Furcal.....554
Bob Horner.....545
Ron Gant.....515
Javy Lopez.....508

TRIPLES

Ralph Garr.....40
Rafael Furcal.....38
Chipper Jones.....38
Dale Murphy.....37
Andruw Jones.....34
Jerry Royster.....30
Jeff Blausler.....28
Ron Gant.....27
Felix Millan.....26
Claudell Washington..25

STRIKEOUTS

Dale Murphy.....1581
Chipper Jones.....1409
Andruw Jones.....1394
Freddie Freeman..1205
Jeff Blausler.....792
Javy Lopez.....728
Brian McCann.....683
Ron Gant.....600
Glenn Hubbard.....570
Hank Aaron.....558

SLUGGING PCT.*

Hank Aaron.....567
Chipper Jones.....529
Ryan Klesko.....525
Fred McGriff.....516
Freddie Freeman... 509
Bob Horner.....508
Javy Lopez.....502
David Justice.....499
Andruw Jones.....497
Dale Murphy.....478

HITS

Chipper Jones.....2726
Dale Murphy.....1901
Andruw Jones.....1683
Freddie Freeman... 1524
Hank Aaron.....1334
Javy Lopez.....1148
Brian McCann.....1139
Jeff Blausler.....1060
Ralph Garr.....1022
Bob Horner.....994

HOME RUNS

Chipper Jones.....468
Dale Murphy.....371
Andruw Jones.....368
Hank Aaron.....335
Freddie Freeman... 240
Bob Horner.....215
Javy Lopez.....214
Brian McCann.....188
David Justice.....160
Ron Gant.....147

STOLEN BASES

Rafael Furcal.....189
Otis Nixon.....186
Jerry Royster.....174
Dale Murphy.....160
Ron Gant.....157
Chipper Jones.....150
Andruw Jones.....138
Ralph Garr.....137
Claudell Washington..115
Gerald Perry.....105

GAMES

Chipper Jones.....2499
Dale Murphy.....1926
Andruw Jones.....1761
Freddie Freeman. 1406
Hank Aaron.....1270
Mike Lum.....1225
Glenn Hubbard.....1196
Brian McCann.....1190
Jeff Blausler.....1184
Javy Lopez.....1156

TOTAL BASES

Chipper Jones.....4755
Dale Murphy.....3394
Andruw Jones.....3185
Freddie Freeman. 2632
Hank Aaron.....2580
Javy Lopez.....2008
Brian McCann.....1943
Bob Horner.....1813
Jeff Blausler.....1644
Ron Gant.....1489

RUNS BATTED IN

Chipper Jones.....1623
Dale Murphy.....1143
Andruw Jones.....1117
Hank Aaron.....897
Freddie Freeman... 858
Brian McCann.....706
Javy Lopez.....694
Bob Horner.....652
David Justice.....522
Ron Gant.....480

EXTRA-BASE HITS

Chipper Jones.....1055
Andruw Jones.....732
Dale Murphy.....714
Freddie Freeman... 605
Hank Aaron.....560
Brian McCann.....426
Javy Lopez.....418
Bob Horner.....382
Jeff Blausler.....338
Ron Gant.....332

*Minimum 2,500 plate appearances.
Bold indicates active Brave.

FRANCHISE BATTING – CAREER TOP 10

SINCE 1900

BATTING AVERAGE*

Ralph Garr.....	317
Rico Carty.....	317
Lance Richbourg.....	311
Hank Aaron.....	310
Wally Berger.....	304
Chipper Jones.....	303
Tommy Holmes.....	303
Buck Jordan.....	301
Felipe Alou.....	295
Martin Prado.....	295

AT-BATS

Hank Aaron.....	11628
Chipper Jones.....	8984
Eddie Mathews.....	8049
Dale Murphy.....	7098
Rabbit Maranville..	6724
Andruw Jones.....	6408
Freddie Freeman...	5167
Tommy Holmes.....	4956
Johnny Logan.....	4931
Del Crandall.....	4583

DOUBLES

Hank Aaron.....	600
Chipper Jones.....	549
Freddie Freeman....	342
Eddie Mathews.....	338
Andruw Jones.....	330
Dale Murphy.....	306
Tommy Holmes.....	291
Wally Berger.....	248
Rabbit Maranville...	244
Brian McCann.....	236

WALKS

Chipper Jones.....	1512
Eddie Mathews.....	1376
Hank Aaron.....	1297
Dale Murphy.....	912
Andruw Jones.....	717
Freddie Freeman....	691
Darrell Evans.....	563
Rabbit Maranville....	561
Fred Tenney.....	533
Glenn Hubbard.....	487

ON-BASE PCT.*

Chipper Jones.....	401
Bob Elliott.....	398
Rico Carty.....	388
Earl Torgeson.....	385
Freddie Freeman....	383
Eddie Mathews.....	379
Hank Aaron.....	377
David Justice.....	374
Fred McGriff.....	369
Fred Tenney.....	369

RUNS

Hank Aaron.....	2107
Chipper Jones.....	1619
Eddie Mathews.....	1452
Dale Murphy.....	1103
Andruw Jones.....	1045
Freddie Freeman...	849
Rabbit Maranville...	801
Tommy Holmes.....	696
Fred Tenney.....	666
Wally Berger.....	651

TRIPLES

Rabbit Maranville....	103
Hank Aaron.....	96
Bill Bruton.....	79
Eddie Mathews.....	70
Ray Powell.....	67
Wally Berger.....	52
Lance Richbourg....	48
Tommy Holmes.....	47
Fred Tenney.....	44
Jimmy Welsh.....	42

STRIKEOUTS

Dale Murphy.....	1581
Chipper Jones.....	1409
Andruw Jones.....	1394
Eddie Mathews.....	1387
Hank Aaron.....	1294
Freddie Freeman..	1205
Jeff Blausler.....	792
Joe Adcock.....	732
Javy Lopez.....	728
Brian McCann.....	683

SLUGGING PCT.*

Hank Aaron.....	567
Wally Berger.....	533
Chipper Jones.....	529
Ryan Klesko.....	525
Eddie Mathews.....	517
Fred McGriff.....	516
Joe Adcock.....	511
Freddie Freeman....	509
Bob Horner.....	508
Javy Lopez.....	502

HITS

Hank Aaron.....	3600
Chipper Jones.....	2726
Eddie Mathews.....	2201
Dale Murphy.....	1901
Rabbit Maranville..	1696
Andruw Jones.....	1683
Freddie Freeman..	1524
Tommy Holmes.....	1503
Johnny Logan.....	1329
Wally Berger.....	1263

HOME RUNS

Hank Aaron.....	733
Eddie Mathews.....	493
Chipper Jones.....	468
Dale Murphy.....	371
Andruw Jones.....	368
Freddie Freeman... 240	
Joe Adcock.....	239
Bob Horner.....	215
Javy Lopez.....	214
Wally Berger.....	199

STOLEN BASES

Hank Aaron.....	240
Rabbit Maranville....	194
Rafael Furcal.....	189
Otis Nixon.....	186
Jerry Royster.....	174
Dale Murphy.....	160
Ron Gant.....	157
Bill Sweeney.....	153
Chipper Jones.....	150
Fred Tenney.....	145

GAMES

Hank Aaron.....	3076
Chipper Jones.....	2499
Eddie Mathews.....	2223
Dale Murphy.....	1926
Rabbit Maranville...	1795
Andruw Jones.....	1761
Freddie Freeman. 1406	
Del Crandall.....	1394
Johnny Logan.....	1351
Tommy Holmes.....	1289

TOTAL BASES

Hank Aaron.....	6591
Chipper Jones.....	4755
Eddie Mathews.....	4158
Dale Murphy.....	3394
Andruw Jones.....	3185
Freddie Freeman. 2632	
Rabbit Maranville..	2215
Wally Berger.....	2212
Joe Adcock.....	2164
Tommy Holmes.....	2152

RUNS BATTED IN

Hank Aaron.....	2202
Chipper Jones.....	1623
Eddie Mathews.....	1388
Dale Murphy.....	1143
Andruw Jones.....	1117
Freddie Freeman.... 858	
Joe Adcock.....	760
Wally Berger.....	746
Brian McCann.....	706
Javy Lopez.....	694

EXTRA-BASE HITS

Hank Aaron.....	1429
Chipper Jones.....	1055
Eddie Mathews.....	901
Andruw Jones.....	732
Dale Murphy.....	714
Freddie Freeman.... 605	
Wally Berger.....	499
Joe Adcock.....	458
Tommy Holmes.....	426
Brian McCann.....	426

*Minimum 2,500 plate appearances.
Bold indicates active Brave.

ATLANTA BATTING – SINGLE-SEASON TOP 10

BATTING AVERAGE*

.366 Rico Carty.....	1970
.364 Chipper Jones.....	2008
.353 Ralph Garr.....	1974
.343 Ralph Garr.....	1971
.341Freddie Freeman...2020	
.338 Marcell Ozuna.....	2020
.337 Chipper Jones.....	2007
.333 Kenny Lofton.....	1997
.332 Edgar Renteria.....	2007
.330 Chipper Jones.....	2001

ON-BASE PERCENTAGE*

.470 Chipper Jones.....	2008
.462Freddie Freeman...2020	
.454 Rico Carty.....	1970
.441 Chipper Jones.....	1999
.436 J.D. Drew.....	2004
.435 Chipper Jones.....	2002
.432 Jeff Burroughs.....	1978
.431 Marcell Ozuna.....	2020
.427 David Justice.....	1994
.427 Chipper Jones.....	2001

SLUGGING PERCENTAGE*

.669 Hank Aaron.....	1971
.640Freddie Freeman...2020	
.636 Marcell Ozuna.....	2020
.633 Chipper Jones.....	1999
.623 Fred McGriff.....	1994
.607 Hank Aaron.....	1969
.605 Chipper Jones.....	2001
.604 Chipper Jones.....	2007
.604 Gary Sheffield.....	2003
.595 Andres Galarraga...1998	

*Qualified for batting title

GAMES

162 Felix Millan.....	1969
162 Dale Murphy.....	1982
162 Dale Murphy.....	1983
162 Dale Murphy.....	1984
162 Dale Murphy.....	1985
162 Andruw Jones.....	1999
162 Jeff Francoeur.....	2006
162 Jeff Francoeur.....	2007
162Freddie Freeman...2014	
162Freddie Freeman...2018	
162Nick Markakis.....2018	

AT-BATS

671 Marquis Grissom....	1996
668 Ralph Garr.....	1973
666 Felipe Alou.....	1966
664 Rafael Furcal.....	2003
662 Felipe Alou.....	1968
662 Ender Inciarte.....	2017
656 Andruw Jones.....	2000
652 Felix Millan.....	1969
651 Jeff Francoeur.....	2006
642 Jeff Francoeur.....	2007

RUNS

131 Dale Murphy.....	1983
130 Rafael Furcal.....	2003
127Ronald Acuña Jr. ...2019	
126 Gary Sheffield.....	2003
123 Chipper Jones.....	1998
122 Felipe Alou.....	1966
122 Andruw Jones.....	2000
118 Dale Murphy.....	1985
118 Chipper Jones.....	2000
118 J.D. Drew.....	2004

HITS

219 Ralph Garr.....	1971
218 Felipe Alou.....	1966
214 Ralph Garr.....	1974
210 Felipe Alou.....	1968
207 Marquis Grissom....	1996
201Ender Inciarte.....2017	
200 Ralph Garr.....	1973
199 Terry Pendleton....	1992
199 Andruw Jones.....	2000
194 Rafael Furcal.....	2003

TOTAL BASES

359 Chipper Jones.....	1999
355 Felipe Alou.....	1966
355 Andruw Jones.....	2000
348 Gary Sheffield.....	2003
346 Chipper Jones.....	2001
344 Hank Aaron.....	1967
337 Andruw Jones.....	2005
335 Freddie Freeman...2016	
332 Hank Aaron.....	1969
332 Dale Murphy.....	1984
332 Dale Murphy.....	1985

DOUBLES

49 Marcus Giles.....	2003
45 Marcus Giles.....	2005
44Freddie Freeman...2018	
43Freddie Freeman...2014	
43Freddie Freeman...2016	
43Nick Markakis.....2018	
43Ozzie Albies.....2019	
42 Chipper Jones.....	2007
42 Brian McCann.....	2008
42 Martin Prado.....	2012
41 Chipper Jones.....	1997

TRIPLES

17 Ralph Garr.....	1974
14 Deion Sanders.....	1992
13 Brett Butler.....	1983
11 Ralph Garr.....	1975
11 Rafael Furcal.....	2005
10 Marquis Grissom....	1996
10 Rafael Furcal.....	2003
10 Kelly Johnson.....	2007
9 Lonnie Smith.....	1990

HOME RUNS

51 Andruw Jones.....	2005
47 Hank Aaron.....	1971
45 Chipper Jones.....	1999
44 Hank Aaron.....	1966
44 Hank Aaron.....	1969
44 Dale Murphy.....	1987
44 Andres Galarraga...1998	
43 Davey Johnson.....	1973
43 Javy Lopez.....	2003
41 Four tied	

RUNS BATTED IN

132 Gary Sheffield.....	2003
129 Andruw Jones.....	2006
128 Andruw Jones.....	2005
127 Hank Aaron.....	1966
121 Dale Murphy.....	1983
121 Andres Galarraga...1998	
121Freddie Freeman...2019	
120 David Justice.....	1993
118 Hank Aaron.....	1970
118 Hank Aaron.....	1971

WALKS

127 Jimmy Wynn.....	1976
126 Darrell Evans.....	1974
126 Chipper Jones.....	1999
124 Darrell Evans.....	1973
118 J.D. Drew.....	2004
117 Jeff Burroughs.....	1978
115 Dale Murphy.....	1987
107 Chipper Jones.....	2002
105 Darrell Evans.....	1975
101 Chipper Jones.....	2009

STRIKEOUTS

188Ronald Acuña Jr ...2019	
173 B.J. Upton.....	2014
171 Dan Uggla.....	2013
171 Justin Upton.....	2014
171 Freddie Freeman...2016	
168 Dan Uggla.....	2012
161 Justin Upton.....	2013
159 Chris Johnson.....	2014
156 Dan Uggla.....	2011
155 Michael Bourn.....	2012
155 Josh Donaldson.....	2019

STOLEN BASES

72 Otis Nixon.....	1991
47 Otis Nixon.....	1993
46 Rafael Furcal.....	2005
42 Gerald Perry.....	1987
42 Michael Bourn.....	2012
41 Otis Nixon.....	1992
40 Rafael Furcal.....	2000
39 Brett Butler.....	1983
37Ronald Acuña Jr. ...2019	
35 Ralph Garr.....	1973

FRANCHISE BATTING – SINGLE-SEASON TOP 10

BATTING AVERAGE*

387.....	Rogers Hornsby.....	1928
366.....	Rico Carty.....	1970
364.....	Chipper Jones.....	2008
355.....	Hank Aaron.....	1959
353.....	Ralph Garr.....	1974
352.....	Tommy Holmes.....	1945
344.....	Bill Sweeney.....	1912
343.....	Ralph Garr.....	1971
340.....	Dick Burrus.....	1925
341.....	Freddie Freeman...	2020

ON-BASE PERCENTAGE*

498.....	Rogers Hornsby.....	1928
470.....	Chipper Jones.....	2008
462.....	Freddie Freeman...	2020
454.....	Rico Carty.....	1970
449.....	Billy Hamilton.....	1900
441.....	Chipper Jones.....	1999
436.....	J.D. Drew.....	2004
435.....	Chipper Jones.....	2002
432.....	Jeff Burroughs.....	1978
431.....	Marcell Ozuna.....	2020

SLUGGING PERCENTAGE*

669.....	Hank Aaron.....	1971
640.....	Freddie Freeman...	2020
636.....	Marcell Ozuna.....	2020
636.....	Hank Aaron.....	1959
633.....	Chipper Jones.....	1999
632.....	Rogers Hornsby.....	1928
627.....	Eddie Mathews.....	1953
623.....	Fred McGriff.....	1994
618.....	Hank Aaron.....	1962

*Qualified for batting title

GAMES

162.....	Felix Millan.....	1969
162.....	Dale Murphy.....	1982
162.....	Dale Murphy.....	1983
162.....	Dale Murphy.....	1984
162.....	Dale Murphy.....	1985
162.....	Andruw Jones.....	1999
162.....	Jeff Francoeur.....	2006
162.....	Jeff Francoeur.....	2007
162.....	Freddie Freeman....	2014
162.....	Freddie Freeman....	2018
162.....	Nick Markakis.....	2018

AT-BATS

671.....	Marquis Grissom....	1996
668.....	Ralph Garr.....	1973
666.....	Felipe Alou.....	1966
664.....	Rafael Furcal.....	2003
662.....	Felipe Alou.....	1968
662.....	Ender Inciarte.....	2017
656.....	Andruw Jones.....	2000
652.....	Felix Millan.....	1969
651.....	Jeff Francoeur.....	2006
642.....	Jeff Francoeur.....	2007

RUNS

131.....	Dale Murphy.....	1983
130.....	Rafael Furcal.....	2003
127.....	Hank Aaron.....	1962
127.....	Ronald Acuña Jr. ...	2019
126.....	Gary Sheffield.....	2003
125.....	Tommy Holmes.....	1945
123.....	Chipper Jones.....	1998
122.....	Felipe Alou.....	1966
120.....	Andruw Jones.....	2000
121.....	Hank Aaron.....	1963

HITS

224.....	Tommy Holmes.....	1945
223.....	Hank Aaron.....	1959
219.....	Ralph Garr.....	1971
218.....	Felipe Alou.....	1966
214.....	Ralph Garr.....	1974
210.....	Felipe Alou.....	1968
207.....	Marquis Grissom....	1996
206.....	Lance Richbourg....	1928
205.....	George Sisler.....	1929
204.....	Bill Sweeney.....	1912

TOTAL BASES

400.....	Hank Aaron.....	1959
370.....	Hank Aaron.....	1963
369.....	Hank Aaron.....	1957
367.....	Tommy Holmes.....	1945
366.....	Hank Aaron.....	1962
363.....	Eddie Mathews.....	1953
359.....	Chipper Jones.....	1999
358.....	Hank Aaron.....	1961
355.....	Felipe Alou.....	1966
355.....	Andruw Jones.....	2000

DOUBLES

49.....	Marcus Giles.....	2003
47.....	Tommy Holmes.....	1945
46.....	Hank Aaron.....	1959
45.....	Marcus Giles.....	2005
44.....	Wally Berger.....	1931
44.....	Lee Maye.....	1964
44.....	Freddie Freeman....	2018
43.....	Freddie Freeman....	2014
43.....	Freddie Freeman....	2016
43.....	Nick Markakis.....	2018
43.....	Ozzie Albies.....	2019

TRIPLES

18.....	Ray Powell.....	1921
17.....	Ralph Garr.....	1974
16.....	Chick Stahl.....	1900
16.....	Billy Southworth....	1923
15.....	Rabbit Maranville....	1920
15.....	Billy Southworth....	1921
15.....	Billy Bruton.....	1956
14.....	Six tied.....	

HOME RUNS

51.....	Andruw Jones.....	2005
47.....	Eddie Mathews.....	1953
47.....	Hank Aaron.....	1971
46.....	Eddie Mathews.....	1959
45.....	Hank Aaron.....	1962
45.....	Chipper Jones.....	1999
44.....	Six Tied.....	

RUNS BATTED IN

135.....	Eddie Mathews.....	1953
132.....	Hank Aaron.....	1957
132.....	Gary Sheffield.....	2003
130.....	Wally Berger.....	1935
130.....	Hank Aaron.....	1963
129.....	Andruw Jones.....	2006
128.....	Hank Aaron.....	1962
128.....	Andruw Jones.....	2005
127.....	Hank Aaron.....	1966
126.....	Eddie Mathews.....	1960

WALKS

131.....	Bob Elliott.....	1948
127.....	Jimmy Wynn.....	1976
126.....	Darrell Evans.....	1974
126.....	Chipper Jones.....	1999
124.....	Eddie Mathews.....	1963
124.....	Darrell Evans.....	1973
119.....	Earl Torgeson.....	1950
118.....	J.D. Drew.....	2004
117.....	Jeff Burroughs.....	1978
115.....	Dale Murphy.....	1987

STRIKEOUTS

188.....	Ronald Acuña Jr. ...	2019
173.....	B.J. Upton.....	2014
171.....	Dan Uggla.....	2013
171.....	Justin Upton.....	2014
171.....	Freddie Freeman....	2016
168.....	Dan Uggla.....	2012
161.....	Justin Upton.....	2013
159.....	Chris Johnson.....	2014
156.....	Dan Uggla.....	2011
155.....	Michael Bourn.....	2012
155.....	Josh Donaldson....	2019

STOLEN BASES

72.....	Otis Nixon.....	1991
57.....	Hap Myers.....	1913
47.....	Otis Nixon.....	1993
46.....	Rafael Furcal.....	2005
42.....	Gerald Perry.....	1987
42.....	Michael Bourn.....	2012
41.....	Otis Nixon.....	1992
40.....	Rafael Furcal.....	2000
39.....	Brett Bulter.....	1983
37.....	Ronald Acuña Jr ...	2019

BRAVES HOME RUNS

HOME RUN FROM BOTH SIDES OF THE PLATE, SAME GAME

Player	Date	Pitchers	Inning	On
Jim Russell	June 7, 1948 at Chicago	Dutch McCall	5th	2
Chipper Jones	May 1, 1999 vs. Cincinnati	Ralph Miller	9th	0
Chipper Jones	August 1, 1999 vs. Philadelphia	Pete Harnisch	4th	0
Chipper Jones	September 21, 1999 vs. New York	Gabe White	8th	0
Chipper Jones	September 21, 1999 vs. New York	Randy Wolf	1st	1
Chipper Jones	September 21, 1999 vs. New York	Steve Schrenk	4th	0
Chipper Jones	May 14, 2000 at Philadelphia	Rick Reed	1st	0
Chipper Jones	May 14, 2000 at Philadelphia	Dennis Cook	8th	0
Chipper Jones	May 14, 2000 at Philadelphia	Paul Byrd	1st	1
Chipper Jones	July 5, 2000 vs. Montreal	Trevor Miller	7th	0
Chipper Jones	July 5, 2000 vs. Montreal	Javier Vazquez	4th	0
Chipper Jones	July 5, 2000 vs. Montreal	Steve Kline	9th	0
Rafael Furcal	April 15, 2005 at Philadelphia	Pedro Liriano	6th	0
Rafael Furcal	July 31, 2005 vs. Pittsburgh	Aaron Fultz	8th	0
Rafael Furcal	July 31, 2005 vs. Pittsburgh	Josh Fogg	5th	0
Chipper Jones	July 5, 2007 at Los Angeles (NL)	John Grabow	7th	0
Chipper Jones	July 5, 2007 at Los Angeles (NL)	Eric Stults	6th	0
Chipper Jones	July 5, 2007 at Los Angeles (NL)	Chin-hui Tsao	8th	0
Mark Teixeira	June 22, 2008 vs. Seattle	Carlos Silva	2nd	0
Mark Teixeira	June 22, 2008 vs. Seattle	Carlos Silva	4th	0
Mark Teixeira	June 22, 2008 vs. Seattle	Ryan Rowland-Smith	7th	0
Mark Teixeira	July 20, 2008 vs. Washington	Odalis Pérez	3rd	0
Mark Teixeira	July 20, 2008 vs. Washington	Jesus Colome	9th	0
Nick Swisher	August 22, 2015 at Chicago (NL)	Dan Haren	2nd	1
Nick Swisher	August 22, 2015 at Chicago (NL)	Travis Wood	5th	1
Ozzie Albies	July 11, 2018 vs. Toronto	Luis Santos	6th	0
Ozzie Albies	July 11, 2018 vs. Toronto	Aaron Loup	8th	1

Information provided by David Vincent, SABR

ATLANTA BRAVES INSIDE-THE-PARK HOME RUNS [SINCE 1966]

Date	Player	Opponent	Game Site	Inning
May 29, 1966	Eddie Mathews	Chicago	Chicago	9th
May 10, 1967	Hank Aaron	Philadelphia	Philadelphia	8th
April 17, 1969	Sonny Jackson	Houston	Houston	4th
July 7, 1973	Ralph Garr	New York	New York	7th
July 16, 1973	Marty Pérez	New York	Atlanta	3rd
August 5, 1973	Paul Casanova	San Diego	Atlanta	6th
June 6, 1976	Tom Paciorek	Montreal	Montreal	6th
May 1, 1979	Gary Matthews	Pittsburgh	Pittsburgh	9th
May 6, 1984	Dale Murphy	Montreal	Montreal	9th
September 25, 1984	Brad Komminsk	Cincinnati	Cincinnati	8th
July 28, 1985	Paul Runge	Philadelphia	Philadelphia	7th
August 6, 1989	Jeff Treadway	Cincinnati	Cincinnati	7th
July 20, 1991	Ron Gant	St. Louis	St. Louis	9th
August 23, 1992	Jeff Blauser	St. Louis	Atlanta	7th
July 26, 1993	Deion Sanders	Colorado	Colorado	3rd
July 27, 1993	Fred McGriff	Colorado	Colorado	6th
May 27, 1997	Kenny Lofton	San Diego	San Diego	5th
October 7, 2001	Wes Helms	Florida	Atlanta	5th
September 6, 2016	Dansby Swanson	Washington	Washington	2nd

FRANCHISE MISCELLANEOUS HOME RUN LEADERS

GRAND SLAMS - CAREER

16.....	Hank Aaron
10.....	Brian McCann
9.....	Joe Adcock
8.....	Eddie Mathews
7.....	Javy Lopez
6.....	Wally Berger
6.....	Ryan Klesko
6.....	Chipper Jones

GRAND SLAMS - SEASON

4.....	Sid Gordon.....	1950
3.....	Wally Berger.....	1935
3.....	Del Crandall.....	1955
3.....	Hank Aaron.....	1962
3.....	Chipper Jones.....	1997
2.....	34 times	
Last: Freddie Freeman, 2020		

PINCH - CAREER

7.....	Joe Adcock
7.....	Brooks Conrad
6.....	Mike Lum
6.....	Tommy Gregg
6.....	Eric Hinske
5.....	Butch Nieman
5.....	Dwight Smith
5.....	Javy Lopez
5.....	Keith Lockhart

PINCH - SEASON

5.....	Butch Nieman.....	1945
4.....	Tommy Gregg.....	1990
4.....	Evan Gattis.....	2013
4.....	Johan Camargo.....	2019
3.....	Jim Breazeale.....	1972
3.....	Jim Wynn.....	1976
3.....	Mike Lum.....	1979
3.....	Jeff Burroughs.....	1980
3.....	Graig Nettles.....	1987
3.....	Dwight Smith.....	1996
3.....	Greg Norton.....	2008
3.....	Brooks Conrad.....	2010
3.....	Eric Hinske.....	2010
3.....	Brooks Conrad.....	2011
3.....	Brandon Snyder.....	2016

LEADOFF - CAREER

19.....	Ronald Acuña Jr.
17.....	Felipe Alou
12.....	Rafael Furcal
10.....	Bill Bruton
10.....	Claudell Washington
9.....	Ralph Garr
9.....	Ron Gant
9.....	Marquis Grissom

LEADOFF - SEASON

8.....	Ronald Acuña Jr.....	2018
7.....	Ronald Acuña Jr.....	2019
7.....	Marquis Grissom.....	1996
5.....	Four tied	

EXTRA-INNING - CAREER

13.....	Hank Aaron
11.....	Chipper Jones
8.....	Andruw Jones
7.....	Brian McCann
6.....	Wally Berger
6.....	Eddie Mathews
6.....	Joe Torre

EXTRA-INNING - SEASON

4.....	Chipper Jones.....	1999
3.....	Terry Harper.....	1985
3.....	Brian McCann.....	2011
2.....	25 times	
Last: Evan Gattis, 2014		

HOME - SEASON

31.....	Hank Aaron.....	1971
27.....	Jeff Burroughs.....	1977
26.....	Davey Johnson.....	1973
26.....	Javy Lopez.....	2003
25.....	Bob Horner.....	1982
25.....	Dale Murphy.....	1987
25.....	Chipper Jones.....	1999

ROAD - SEASON

30.....	Eddie Mathews.....	1953
30.....	Andruw Jones.....	2005
28.....	Andres Galarraga.....	1998
27.....	Hank Aaron.....	1962
26.....	Hank Aaron.....	1957
26.....	Eddie Mathews.....	1959

AS DH - CAREER

14.....	Marcell Ozuna
7.....	Chipper Jones
2.....	Matt Adams
2.....	Brian McCann
2.....	Jeff Francoeur
1.....	By nine players (F. Cervelli, G. Colbrunn, Travis d'Arnaud, R. Doumit, A. Duvall, J. Franco, E. Gattis, M. Joyce R. Klesko)

AS DH - SEASON

14.....	Marcell Ozuna.....	2020
3.....	Chipper Jones.....	2004
2.....	Matt Adams.....	2020
2.....	Brian McCann.....	2013
2.....	Jeff Francoeur.....	2016

AS A ROOKIE

38.....	Wally Berger (151 g).....	1930
33.....	Earl Williams (145 g).....	1971
28.....	David Justice (127 g).....	1990
26.....	Ronald Acuña Jr. (111 g).....	2018
25.....	Eddie Mathews (145 g).....	1952
23.....	Bob Horner (89 g).....	1978
23.....	Chipper Jones (140 g).....	1995
22.....	Rico Carty (133 g).....	1964
21.....	Freddie Freeman (157 g).....	2011

MOST IN A MONTH

15.....	Joe Adcock.....	July 1956
14.....	Bob Horner.....	July 1980
14.....	Eddie Mathews.....	Aug. 1956
13.....	Eddie Mathews.....	July 1954
13.....	Ozzie Virgil.....	May 1987
13.....	Andruw Jones.....	June 2005
12.....	Eddie Mathews.....	June 1955
12.....	Hank Aaron.....	July 1961
12.....	Frank Thomas.....	Aug. 1961
12.....	Davey Johnson.....	Aug. 1973
12.....	Justin Upton.....	April 2013

MOST BY MONTH

April.....	12..	Justin Upton.....	2013
May.....	13..	Ozzie Virgil.....	1987
June.....	13..	Andruw Jones.....	2005
July.....	15..	Joe Adcock.....	1956
August.....	14..	Eddie Mathews.....	1954
Sept.....	11..	E. Mathews/A. Duvall	

PRE ALL-STAR BREAK

28.....	Andres Galarraga.....	1998
27.....	Eddie Mathews.....	1953
27.....	Hank Aaron.....	1957
27.....	Hank Aaron.....	1973
27.....	Darrell Evans.....	1973
27.....	Andruw Jones.....	2005

POST ALL-STAR BREAK

26.....	Joe Adcock.....	1956
25.....	Bob Horner.....	1980
24.....	Eddie Mathews.....	1956
24.....	Hank Aaron.....	1962
24.....	Chipper Jones.....	1999
24.....	Andruw Jones.....	2005

YOUNGEST TO HOMER

BOSTON

18.169	Lew Brown	1876
--------	-----------	------

MILWAUKEE

18.328	Bill Southworth	1964
--------	-----------------	------

ATLANTA

19.115	Andruw Jones	1996
--------	--------------	------

OLDEST TO HOMER

BOSTON

40.108	Babe Ruth	1935
(three-homer game)		

MILWAUKEE

43.090	Warren Spahn	1964
--------	--------------	------

ATLANTA

46.355	Julio Franco	2005
--------	--------------	------

ATLANTA YEAR-BY-YEAR TEAM FIELDING TOTALS

Year	Pct.	G	PO	A	E	TC	DP	TP	PB
1966	.976	163	4408	1734	154	6296	139	0	27
1967	.978	162	4362	1801	138	6301	148	0	42
1968	.980	163	4423	1803	125	6351	139	0	14
1969	.981	162	4335	1635	115	6085	114	1	31
1970	.977	162	4292	1684	141	6117	118	0	30
1971	.977	162	4424	1814	146	6384	180	0	33
1972	.974	155	4131	1633	156	5920	130	0	36
1973	.974	162	4386	1809	166	6361	142	0	23
1974	.979	163	4423	1822	132	6377	161	0	31
1975	.972	161	4290	1877	175	6342	147	0	35
1976	.973	162	4314	1820	167	6301	151	0	38
1977	.972	162	4336	1705	175	6216	127	0	34
1978	.975	162	4321	1739	153	6213	126	1	32
1979	.970	160	4223	1781	183	6187	139	0	25
1980	.975	161	4284	1950	162	6396	156	0	14
1981	.976	107	2904	1284	102	4290	93	0	10
1982	.979	162	4389	1922	137	6448	186	0	13
1983	.978	162	4322	1850	137	6309	176	0	6
1984	.978	162	4341	1963	139	6443	153	0	7
1985	.976	162	4372	2028	159	6559	197	0	8
1986	.978	161	4274	2026	141	6441	181	1	11
1987	.982	161	4283	1921	116	6320	170	0	11
1988	.975	160	4338	1789	151	6278	138	0	9
1989	.976	161	4343	1722	152	6217	124	0	14
1990	.974	162	4289	1735	158	6182	133	0	15
1991	.978	162	4358	1834	138	6330	122	0	14
1992	.982	162	4380	1703	109	6192	121	0	13
1993	.983	162	4365	1769	108	6242	146	0	13
1994	.982	114	3079	1232	81	4392	85	0	11
1995	.982	144	3875	1569	100	5544	113	0	8
1996	.980	162	4407	1808	130	6345	143	0	11
1997	.982	162	4397	1669	114	6180	136	0	11
1998	.985	162	4316	1681	91	6088	139	0	13
1999	.982	162	4413	1657	111	6181	127	0	10
2000	.979	162	4321	1735	129	6185	138	1	9
2001	.983	162	4342	1636	103	6081	133	0	9
2002	.982	161	4402	1822	114	6338	170	0	12
2003	.981	162	4369	1884	121	6374	166	1	7
2004	.981	162	4350	1791	116	6257	171	1	10
2005	.986	162	4331	1803	86	6220	170	0	8
2006	.984	162	4324	1608	99	6031	146	0	8
2007	.983	162	4369	1657	107	6133	141	0	10
2008	.983	162	4322	1791	107	6220	149	0	14
2009	.985	162	4388	1714	96	6198	159	0	12
2010	.980	162	4318	1770	126	6214	166	0	6
2011	.987	162	4439	1675	83	6197	131	0	9
2012	.986	162	4336	1654	86	6076	147	0	10
2013	.986	162	4351	1680	85	6116	141	0	6
2014	.986	162	4365	1527	85	5977	143	0	18
2015	.985	162	4276	1593	90	5959	186	0	13
2016	.983	161	4343	1565	101	6009	134	0	14
2017	.984	162	4324	1578	97	5999	137	0	20
2018	.986	162	4370	1439	80	5889	134	0	13
2019	.987	162	4352	1522	78	5952	156	0	24
2020	.985	60	1573	533	33	2139	52	0	6

HIGHEST FIELDING AVERAGE – SEASON

(MINIMUM 100 GAMES PLAYED AT THAT POSITION)

BOSTON (1900–52)

	NAME	YEAR	PCT.
First Baseman	Walter Holke	1921	.997
Second Baseman	Edward Stanky	1949	.979
Third Baseman	Arthur Whitney	1934	.968
Shortstop	Edward Miller	1942	.983
Outfielder	Willard Marshall	1951	1.000
	Johnny Cooney	1941	.996
	Sid Gordon	1952	.996
Catcher	Raymond Berres	1941	.995
Pitcher*	James Turner	1938	1.000

MILWAUKEE (1953–65)

	NAME	YEAR	PCT.
First Baseman	Joe Adcock	1962	.997
Second Baseman	Frank Bolling	1962	.989
Third Baseman	Eddie Mathews	1963	.968
Shortstop	Woody Woodward	1965	.977
Outfielder	Bill Bruton	1959	.991
	Hank Aaron	1965	.987
	Bill Bruton	1960	.986
Catcher	Del Crandall	1956	.996
Pitcher*	Warren Spahn	1957	1.000

ATLANTA (1966–PRESENT)

	NAME	YEAR	PCT.
First Baseman	Freddie Freeman	2020	.998
Second Baseman	Mark Lemke	1994	.994
Third Baseman	Vinny Castilla	2002	.982
Shortstop	Dansby Swanson	2020	.991
Outfielder	Ronald Acuña Jr.	2020	1.000
	Jason Heyward	2013	1.000
	Marquis Grissom	1996	.997
	Nick Markakis	2015	.997
	Dion James	1987	.996
	Andruw Jones	2000	.996
Catcher	Brian McCann	2012	.998
Pitcher*	Phil Niekro	1974	1.000
	Phil Niekro	1975	1.000
	Phil Niekro	1977	1.000
	Tom Glavine	1991	1.000
	Greg Maddux	1995	1.000
	Tom Glavine	2002	1.000
	Tim Hudson	2007	1.000

*Minimum 60 total chances for pitchers.

ASSIST RECORDS

Top single-season and career assist totals, by position, in Atlanta history (since 1966).

Season				Career		
Position	Name	Year	Assists	Position	Name	Assists
First Base	Chris Chambliss	1982	138	First Base	Freddie Freeman	787
Second Base	Glenn Hubbard	1985	539	Second Base	Glenn Hubbard	4045
Third Base	Darrell Evans	1975	381	Third Base	Chipper Jones	3447
Shortstop	Rafael Ramirez	1982	528	Shortstop	Rafael Ramirez	2739
Outfield	Andruw Jones	1998	20	Outfield	Andruw Jones	111
Outfield	Jeff Francoeur	2007	19	Outfield	Dale Murphy	102
Outfield	Jimmy Wynn	1976	17	Outfield	Jeff Francoeur	73
Outfield	Ralph Garr	1971	15	Catcher	Bruce Benedict	577
Outfield	Dale Murphy	1988	15	Pitcher	Phil Niekro	754
Catcher	Ozzie Virgil	1986	93			
Pitcher	Greg Maddux	1996	71			

ATLANTA BRAVES CLUB RECORDS (SINCE 1966)

ATLANTA GENERAL CLUB RECORDS [*ALL "FEWEST" RECORDS ARE FOR FULL, 162-GAME SEASONS.]

SEASON

Highest home attendance	3,884,720 in 1993
Highest road attendance	2,944,157 in 1993
Most games played	163 in 1966, 1968, 1974
Most extra-inning games played	26 in 2011
Most players used	60, in 2015, 2016
Most games won, season	106 in 1998
Most games lost, season	106 in 1988
Most games won, month	21, three times, last: June, 2002
Most games lost, month	21, May, 1976; June, 2006
Most games won, home	56 in 1996, 1998, 1999, 2010, 2013
Most victories over one club, season	17, vs. San Diego, 1974
Most losses to one club, season	16, vs. Cincinnati, 1980
Games won, vs. NL teams	4,258 in 55 seasons
Games lost, vs. NL teams	3,987 in 55 seasons
Games won, vs. AL teams	210 in 24 seasons
Games lost, vs. AL teams	209 in 24 seasons
Times League champion	5 (Last: 1999)
Times Division champion	20 (Last: 2020)
Times Wild Card champion	2 (Last: 2012)
Last place finishes	9, last: 2016
Highest percentage, games won, season654 in 1998 (106-56)
Lowest percentage, games won, season338 in 1988 (54-106)
Most shutouts won, season	24 in 1992
Most shutouts lost, season	24 in 1978
Most 1-0 shutouts won, season	7 in 1974
Most 1-0 shutouts lost, season	4 in 1988, 1989, 2014
Most consecutive games won	15, April 16-May 2, 2000
Most consecutive games lost	17, April 23-May 11, 1977
Most consecutive victories, home	13, August 17-September 7, 2019
Most consecutive victories, road	10, July 9-22, 1992; April 4-17, 1994; September 10-27, 2009
Most consecutive losses, home	12, August 25-September 13, 2015
Most consecutive losses, road	13, August 11-September 6, 2015

GAME

Longest 1-0 game won	13 innings, vs. St. Louis, May 16, 1997
Longest 1-0 game lost	13 innings, vs. Los Angeles, May 18, 1974; vs. St. Louis, May 20, 1989
Shortest game by time	1:14, at Chicago (NL), May 9, 1990 (5 innings)
Shortest game by time, nine innings	1:32 at Cincinnati, June 17, 1971
Longest game by time	6:39, vs. Pittsburgh, July 26, 2011 (19 innings)
Longest game by time, nine innings	4:14, vs. Miami, September 9, 2020
Longest game by innings, road	20, vs. Philadelphia, May 4, 1973
Longest game by innings, home	19, vs. New York, July 4, 1985; vs. Pittsburgh, July 26, 2011
Largest comeback victory	9 runs, vs. St. Louis, May 15, 1977 (trailed 10-1 in 5th inning, won 15-12)
.....	vs. San Diego, June 7, 1987 (trailed 11-2 in 6th inning, won 13-12)
.....	at Washington, July 20, 2012 (trailed 9-0 in 5th inning, won 11-10)

LONGEST BRAVES GAMES BY INNING

The longest games in Atlanta franchise history (since 1966).

20 innings

May 4, 1973 at Philadelphia -- PHI 5, ATL 4

19 innings

July 4, 1985 at Atlanta -- NYM 16, ATL 13
 May 14, 1988 at St. Louis -- ATL 7, STL 5
 July 26, 2011 at Atlanta -- ATL 4, PIT 3

18 innings

Sept. 6, 1984 at Los Angeles -- ATL 3, LAD 2
 June 11, 1985 at Atlanta -- SF 5, ATL 4
 August 3, 1996, at Los Angeles -- ATL 5, LA 3
 *October 9, 2005, at Houston -- HOU 7, ATL 6
 *Division Series

17 innings

May 2, 1968 at Los Angeles -- LAD 2, ATL 1
 August 5, 1971 at Atlanta -- ATL 2, NY 1
 September 28, 1988 at Atlanta -- ATL 4, HOU 3
 July 28, 1989 at Atlanta -- CIN 4, ATL 2
 July 6, 2008 at Atlanta -- ATL 7, HOU 6

16 innings

August 11, 1967 at Atlanta -- ATL 6, HOU 5
 May 17, 1968 at New York -- ATL 3, NYM 1
 May 23, 1987 at Chicago -- CHI 7, ATL 6
 August 10, 1988 at Atlanta -- SD 5, ATL 4
 May 6, 1992 at Pittsburgh -- PIT 4, ATL 3
 May 7, 2002 at Atlanta -- LAD 6, ATL 5

ATLANTA TEAM BATTING RECORDS

SEASON

Most at-bats	5,689 in 2007
Most runs	907 in 2003
Fewest runs	348 in 1968
Most runs per game	5.60 in 2003
Fewest runs per game	3.15 in 1968
Most opponent runs	895 in 1977
Most hits	1,608 in 2003
Most singles	1,109 in 1968
Most doubles	328 in 2007
Fewest doubles	170 in 1976
Most triples	48 in 1992
Fewest triples	16 in 2011
Most home runs	249 in 2019
Fewest home runs	80 in 1968
Most home runs, Atlanta-Fulton County Stadium (Braves & opponents)	211 in 1970
Most home runs, Turner Field (Braves & opponents)	195 in 2006
Most home runs, SunTrust Park (Braves & opponents)	228 in 2019
Most grand slams	12 in 1997
Most pinch-hit home runs	10 in 2010, 2017
Most total bases	2,696 in 2003
Most extra-base hits	587 in 2003
Most sacrifice hits	109 in 1974
Most sacrifice flies	52 in 1997, 2016
Most stolen bases	165 in 1991
Fewest stolen bases	47 in 1972
Most caught stealing	88 in 1983
Fewest caught stealing	22 in 2003
Most bases on balls	641 in 1987
Fewest bases on balls	414 in 1968
Most strikeouts	1,467 in 2019
Fewest strikeouts	665 in 1969
Most hit by pitch	66 in 2017, 2018
Fewest hit by pitch	17 in 1977, 1983
Most runs batted in	872 in 2003
Highest batting average	.284 in 2003
Lowest batting average	.234 in 1989
Highest slugging percentage	.475 in 2003
Lowest slugging percentage	.334 in 1976
Highest on-base percentage	.349 in 2003
Lowest on-base percentage	.298 in 1989
Most ground into double plays	154 in 1985
Fewest ground into double plays	82 in 1992
Most left on base	1,274 in 2008
Fewest left on base	1,038 in 1988
Most .300 hitters	3 in 1966, 1970, 2000, 2003
Most consecutive games, one or more homers	25, (45 homers), 1998

GAME

Most runs	29, vs. Miami, September 9, 2020
Most runs, shutout	18, vs. Florida, October 3, 1999
Most runs, inning	13, vs. Houston, September 20, 1972 (2nd inning)
Most hits	25, vs. Cincinnati, May 1, 1985
Most doubles	9, three times, at Philadelphia, 5/3/1986; vs. San Francisco, 8/18/1998; at Arizona, 7/29/2007
Most home runs	8, at Chicago (NL), May 28, 2006
Most extra-base hits	12, at Boston, May 19 [2], 2007
Most total bases	46, twice: at Chicago, April 15, 1994 & vs. Miami, September 9, 2020
Most left on base	27, vs. Philadelphia, May 4, 1973 (20 innings)
Most left on base, nine innings	18, vs. Los Angeles, June 23, 1986
Most stolen bases	8, two times, vs. New York, July 16, 1988; at Montreal, June 16, 1991
Most grand slams	2, vs. San Francisco, July 3, 1966; vs. Houston, May 2, 1987; vs. Philadelphia, July 14, 1997
Most times struck out	26 at New York-NL, August 23, 2019 (14 innings)
Most times struck out, nine innings	19, July 27, 2020 at Tampa Bay

ATLANTA TEAM PITCHING RECORDS

SEASON

Most pitchers used	37 in 2015
Lowest ERA	2.92 in 1968
Highest ERA	4.85 in 1977
Most runs allowed.....	895 in 1977
Fewest runs allowed.....	548 in 2013
Most runs allowed per game.....	5.52 in 1977
Fewest runs allowed per game.....	3.37 in 1968
Most innings pitched.....	1479.2 in 2011
Fewest innings pitched.....	1377.0 in 1972
Most hits allowed.....	1581 in 1977
Fewest hits allowed.....	1236 in 2018
Most shutouts.....	24 in 1992
Fewest shutouts.....	3 in 1979
Most bases on balls allowed.....	701 in 1977
Fewest bases on balls.....	362 in 1968
Most strikeouts.....	1,423 in 2018
Fewest strikeouts.....	669 in 1975
Most home runs allowed.....	203 in 2019
Fewest home runs allowed.....	86 in 1976
Most complete games.....	46 in 1974
Fewest complete games.....	0 in 2017
Most saves.....	57 in 2002
Fewest saves.....	22 in 1974
Most consecutive shutouts.....	3, five times, last: 10/2/15-10/4/15
Most consecutive scoreless innings.....	36, 4th inning 4/26 - 3rd inning, 5/1/92
Most wild pitches.....	83 in 1966, 2016

**All "fewest" records are for full, 162-game seasons.*

GAME

Most runs allowed.....	23, two times, to Cincinnati, April 25, 1977; to San Francisco, June 8, 1990
Most runs allowed, shutout.....	19, to Montreal, July 30, 1978
Most wild pitches.....	6, vs. Houston, August 4, 1979; at Arizona, July 24, 2017

ATLANTA TEAM FIELDING RECORDS

SEASON/GAME/INNING

Most putouts.....	4,439 in 2011
Fewest putouts.....	4,223 in 1979
Most assists.....	2,028 in 1985
Fewest assists.....	1,439 in 2018
Most chances accepted.....	6,559 in 1985
Fewest chances accepted.....	5,889 in 2018
Most errors.....	183 in 1979
Fewest errors.....	78 in 2019
Most errorless games.....	105 in 2018
Most consecutive errorless games.....	15, September 1-17, 2019
Most double plays.....	197 in 1985
Fewest double plays.....	113 in 1969
Most consecutive games making a double play.....	15 (20 DPs) in 1982 (May 21-June 8)
Most passed balls.....	42 in 1967
Fewest passed balls.....	6 in 1983, 2010, 2013
Highest fielding average.....	.987 in 2019
Lowest fielding average.....	.970 in 1979
Most errors, game.....	7, two times, vs. Philadelphia, July 22, 1973 (2nd game); at Colorado, May 2, 2004
Most double plays, game.....	7, vs. Cincinnati, June 27, 1982 (14 innings)* tmnl
Most double plays, nine innings.....	5, six times; last: at Florida, April 14, 2002
Most errors, inning.....	4, two times, at San Francisco, June 13, 1989 (3rd); vs. San Diego., Sept. 16, 1990 (2nd)

ATLANTA INDIVIDUAL BATTING RECORDS

CAREER

Most years appeared, non-pitcher.....	19, Chipper Jones
Most games.....	2,499, Chipper Jones
Most consecutive games.....	740, Dale Murphy (9/25/81-7/8/86)
Most at-bats.....	8,984, Chipper Jones
Most runs.....	1,619, Chipper Jones
Most hits.....	2,726, Chipper Jones
Most singles.....	1,671, Chipper Jones
Most doubles.....	549, Chipper Jones
Most triples.....	40, Ralph Garr
Most home runs, righthander.....	371, Dale Murphy
Most home runs, lefthander.....	240, Freddie Freeman
Most home runs, switch-hitter.....	468, Chipper Jones (107 from right side, 361 from left side)
Most RBI.....	1,623, Chipper Jones
Most game-winning RBI.....	229, Chipper Jones
Most grand slams.....	10, Brian McCann
Most total bases.....	4,755, Chipper Jones
Most extra-base hits.....	1,055, Chipper Jones
Highest batting average.....	.317, Ralph Garr
Highest slugging average.....	.567, Hank Aaron
Highest on-base percentage.....	.401, Chipper Jones
Most stolen bases.....	189, Rafael Furcal
Most bases on balls.....	1,512, Chipper Jones
Most bases on balls, intentional.....	177, Chipper Jones
Most strikeouts.....	1,581, Dale Murphy
Most sacrifice hits.....	171, Tom Glavine
Most sacrifice flies.....	97, Chipper Jones
Most hit by pitch.....	83, Andruw Jones
Most grounded into double plays.....	253, Chipper Jones

SEASON

Most games.....	162, F. Millan (1969); D. Murphy (1982-85); A. Jones (1999); J. Francoeur (2006-07); F. Freeman (2014, 18), N.Markakis (2018)
Most at-bats.....	671, Marquis Grissom, 158 games, 1996
Most runs.....	131, Dale Murphy, 162 games, 1983
Most hits.....	219, Ralph Garr, 154 games, 1971
Most consecutive games hit safely.....	33, Dan Uggia, 2011
Most consecutive games hit safely to begin a season.....	23, Edgar Renteria, 2006
Most consecutive at-bats with a hit.....	10, Matt Diaz, August 12-14, 2006 (in 10 plate appearances)
Most consecutive plate appearances reaching safely (without an error).....	12, Freddie Freeman, April 16-19, 2017
Most singles.....	180, Ralph Garr, 154 games, 1971
Most doubles.....	49, Marcus Giles, 145 games, 2003
Most triples.....	17, Ralph Garr, 143 games, 1974
Most home runs, righthander.....	51, Andruw Jones, 160 games, 2005
Most home runs, lefthander.....	41, Darrell Evans, 161 games, 1973
Most home runs, switch hitter.....	45, Chipper Jones, 157 games, 1999
Most home runs, home.....	31, Hank Aaron, 1971
Most home runs, road.....	30, Andruw Jones, 2005
Most home runs, month.....	14, Bob Horner, July 1980
Most home runs, rookie.....	33, Earl Williams, 145 games, 1971
Most two-homer games.....	9, Andruw Jones, 2005
Most grand slams.....	3, Chipper Jones, 157 games, 1997
Most total bases.....	359, Chipper Jones, 157 games, 1999
Most pinch-hits.....	20, Chris Chambliss, 97 games, 1986
Most consecutive pinch-hits.....	6, Milt Thompson, 1985
Most extra-base hits.....	87, Chipper Jones, 157 games, 1999
Most sacrifice hits.....	20, three times, Rod Gilbreath, 116 games, 1976; Glenn Hubbard, 145 games, 1982; Javier Vazquez, 32 games, 2009
Most sacrifice flies.....	10, 3x, Bob Horner, 141 g, 1986; Gerald Perry, 141 g, 1988; Chipper Jones, 156 g, 2000
Most times grounded into double plays.....	25, Andrelton Simmons, 2014; Matt Kemp, 2017
Fewest ground into double plays.....	1, David Justice, 144 games, 1992
Most stolen bases.....	72, Otis Nixon, 124 games, 1991
Most caught stealing.....	23, Brett Butler, 151 games, 1983
Most bases on balls.....	127, James Wynn, 148 games, 1976
Most bases on balls, intentional.....	29, Dale Murphy, 1987
Most consecutive games, bases on balls.....	16, Chipper Jones, 1999
Most consecutive games, reached base safely.....	52, Gary Sheffield, 2002

ATLANTA INDIVIDUAL BATTING RECORDS, CONTINUED

Most strikeouts	188, Ronald Acuña Jr, 156 games, 2019
Fewest strikeouts.....	35, Felix Millan, 162 games, 1969
Most hit by pitch	25, Andres Galarraga, 153 games, 1998
Most RBI	132, Gary Sheffield, 155 games, 2003
Most game-winning RBI	23, two times, Ron Gant, 154 games, 1991; Gary Sheffield, 135 games, 2002
Most consecutive games with RBI	10, Freddie Freeman, June 12-22, 2019
Highest batting average.....	.366, Rico Carty, 136 games, 1970
Highest slugging average669, Hank Aaron, 139 games, 1971
Highest on-base percentage.....	.470, Chipper Jones, 128 games, 2008

GAME

Most runs	5, seven times, last: (Adam Duvall, Austin Riley & Dansby Swanson vs. Miami, September 9, 2020)
Most hits	6, two times, Felix Millan vs. San Francisco, July 6, 1970; Willie Harris vs. St. Louis, July 21, 2007
Most doubles.....	4, three times, *tml Marcus Giles at Montreal, July 27, 2003; Adam LaRoche at Milwaukee, May 15, 2004 Rafael Ramirez vs. Chicago (NL), May 21, 1986
Most triples	3, Rafael Furcal vs. Florida, April 21, 2002*tml
Most home runs	4, Bob Horner vs. Montreal, July 6, 1986*tml
Most RBI	9, Tony Cloninger vs. San Francisco, July 3, 1966; Adam Duvall vs. Miami, September 9, 2020
Most grand slams	2, Tony Cloninger vs. San Francisco, July 3, 1966*tml
Most stolen bases	6, Otis Nixon vs. Montreal, June 16, 1991*tml
Most bases on balls	5, three times Hank Aaron at St. Louis, July 11, 1972; Dale Murphy vs. New York, April 22, 1983 & vs. Chicago, May 23, 1987

INNING

Most home runs	2, Dale Murphy vs. San Francisco, July 27, 1989*tml
Most RBI	6, Dale Murphy vs. San Francisco, July 27, 1989
Most stolen bases	2, 71 times, Last: Ronald Acuña Jr, Sept. 12, 2019 at Philadelphia, 1st inning (2nd & 3rd)

ATLANTA INDIVIDUAL PITCHING RECORDS

CAREER

Most years.....	20, John Smoltz
Most games	708, John Smoltz
Most games started	594, Phil Niekro
Most complete games	226, Phil Niekro
Most innings pitched	4,533, Phil Niekro
Highest winning percentage688 (194-88), Greg Maddux
Most games won	266, Phil Niekro
Most 20-win seasons	5, Tom Glavine
Most games lost	227, Phil Niekro
Most saves	186, Craig Kimbrel
Most 40-save seasons	4 (consecutive, 2011-14), Craig Kimbrel
Most bases on balls	1,425, Phil Niekro
Most bases on balls, intentional	114, Tom Glavine
Most strikeouts	3,011, John Smoltz
Most shutouts	43, Phil Niekro
Most runs	1,880, Phil Niekro
Most earned runs	1,613, Phil Niekro
Lowest ERA	2.63, Greg Maddux
Most hits	4,136, Phil Niekro
Most home runs	386, Phil Niekro
Most balks	35, Phil Niekro
Most sacrifice hits allowed.....	193, Phil Niekro
Most sacrifice flies allowed.....	87, Tom Glavine
Most batters hit by pitch.....	104, Phil Niekro
Most wild pitches	190, Phil Niekro

ATLANTA INDIVIDUAL PITCHING RECORDS

SEASON

Most games pitched.....	87, Peter Moylan, 2009
Most games started.....	44, Phil Niekro, 1979
Most complete games.....	23, Phil Niekro, 1979
Most games finished.....	68, John Smoltz, 2002
Most innings pitched.....	342, Phil Niekro, 1979
Highest winning percentage.....	.905 (19-2), Greg Maddux, 1995
Highest winning percentage, starter (min. 20 dec.).....	.905 (19-2), Greg Maddux, 1995*
Most games won, righthander.....	24, John Smoltz, 1996
Most games won, lefthander.....	22, Tom Glavine, 1993
Most games lost.....	20, Phil Niekro, 1977, 1979
Most games lost, relief pitcher.....	16, Gene Garber, 1979
Longest winning streak.....	14 games, John Smoltz, 1996
Longest losing streak.....	16 games, Shelby Miller, 2015
Most saves.....	55, John Smoltz, 2002* tml
Most bases on balls.....	164, Phil Niekro, 1977
Most bases on balls, intentional.....	16, Gene Garber, 1982
Lowest ERA (min. 162 IP).....	1.56, Greg Maddux, 202.0 IP, 1994
Lowest batting average against (min. 162 IP).....	.195, Mike Foltyniewicz, 2018
Most strikeouts.....	276, John Smoltz, 1996
Most shutouts.....	6, Phil Niekro, 1974
Most 1-0 shutouts won.....	3, Charlie Leibrandt, 1992
Most runs allowed.....	166, Phil Niekro, 1977
Most earned runs allowed.....	148, Phil Niekro, 1977
Most hits allowed.....	315, Phil Niekro, 1977
Most hit batsmen.....	15, Tim Hudson, 2011
Most wild pitches.....	27, Tony Cloninger, 1966
Most home runs allowed.....	41, Phil Niekro, 1979
Most sacrifice hits allowed.....	22, Tom Glavine, 1999
Most sacrifice flies allowed.....	12, three times
.....	Tony Cloninger, 1966; Carl Morton, 1974; Ervin Santana, 2014
Most balks.....	8, Rick Mahler, 1988

GAME

Most strikeouts.....	15, two times, John Smoltz vs. Montreal, May 24, 1992 & vs. New York (NL), April 10, 2005
Most wild pitches.....	6, Phil Niekro vs. Houston, August 4, 1979* tml

INNING

Most wild pitches.....	4, Phil Niekro vs. Houston, August 4, 1979* tml
------------------------	--

ATLANTA INDIVIDUAL FIELDING RECORDS

SEASON

Most putouts.....	1,626, Chris Chambliss, 1980
Most assists.....	539, Glenn Hubbard, 1985
Most errors.....	39, Rafael Ramirez, 1983

GAME

Most errors.....	4, Darrell Evans, vs. Cincinnati, 9/20/1975; Mark DeRosa, at Colorado, 5/2/2004
------------------	---

INNING

Most errors.....	3, Jim Presley vs. San Diego, September 16, 1990 (2nd inning)
------------------	---

*-Denotes Major League record.

*nl-Denotes National League record.

*tml-Denotes tied National League record.

*tml-Denotes tied Major League record.

*mml-Denotes modern Major League record.

*tmml-Denotes tied modern Major League record.

*tmnl-Denotes tied modern National League record.

BRAVES FRANCHISE RECORDS

GENERAL FRANCHISE RECORDS [*ALL "FEWEST" RECORDS ARE FOR FULL, 162-GAME SEASONS.]

Highest home attendance, season	3,884,720 in 1993
Highest road attendance, season	2,944,157 in 1993
Most games played	163 in 1963, 1966, 1968, 1974
Most extra-inning games played	27 in 1943
Most games won, season	106, 1998
Most games lost, season	115 in 1935
Most games won, month	26, September 1914
Most games lost, month	25, September 1928, September 1935
Most games won, home, season	56 in 1996, 1998, 1999, 2010, 2013
Most games lost, home, season	55 in 1923
Most games won, road, season	53 in 1993
Most games lost, road, season	65 in 1935
Games won, vs. NL teams	10,435 in 143 seasons
Games lost, vs. NL teams	10,380 in 143 seasons
Games won, vs. AL teams	190 in 23 seasons
Games lost, vs. AL teams	189 in 23 seasons
Highest winning percentage, season	.705 in 1897 (93-39)
Highest winning percentage, season, since 1900	.654 in 1998 (106-56)
Lowest winning percentage, season	.248 in 1935 (38-115)
Most shutouts lost, season	28 in 1906
Most 1-0 shutouts won, season	9 in 1916
Most 1-0 shutouts lost, season	6 in 1906, 1933
Most consecutive games won	18 in 1891
Most consecutive games won since 1900	15 in 2000
Most consecutive games lost	19 in 1906
Most consecutive victories, home	13 in 2019
Most consecutive victories, road	11 in 1956
Most consecutive losses, home	14 in 1911
Most consecutive losses, road	16 in 1906
Most victories over one club, season	18, Cincinnati, 1957
Most losses to one club, season	21, Chicago, 1909
Times league champion	17
Last place finishes	15
Longest 1-0 game won	13 innings, seven times, last vs. St. Louis, May 16, 1997
Longest 1-0 game lost	17 innings, vs. Chicago, September 21, 1901
Shortest game by time	1:15 vs. Cincinnati, August 10, 1944
Longest game by time, 9 innings	4:02 at San Francisco, June 22, 1962
Longest game by innings	26, vs. Brooklyn, May 1, 1920 (1-1 tie)*
Largest winning margin	19 runs vs. St. Louis, September 18, 1915 (20-1), 1st Game
Largest losing margin	23 runs, vs. Cincinnati, June 4, 1911 (3-26)
Most consecutive Opening Day wins	10, 1887-1896
Most players, season	60 in 2015, 2016
Fewest players, season	23 in 1905
Largest crowd, day game	54,296 vs. Philadelphia, October 2, 2010
Largest crowd, doubleheader	50,597 vs. Chicago, July 4, 1972
Largest crowd, night game	53,953 vs. St. Louis, July 21, 2007
Largest crowd, home opener	53,775 vs. Los Angeles, April 8, 1974
Largest crowd, postseason game	54,357 vs. Chicago, October 5, 2003
Largest crowd, Turner Field, regular-season game	54,296 vs. Philadelphia, October 2, 2010
Largest crowd, SunTrust Park, regular-season game	43,619 vs. Los Angeles-NL, August 17, 2019

FRANCHISE CLUB BATTING RECORDS

	SEASON
Most at-bats.....	5,689 in 2007
Most runs.....	1,220 in 1894
Most runs (since 1900).....	907 in 2003
Most runs per game.....	9.17 in 1894
Most runs per game (since 1900).....	5.60 in 2003
Fewest runs.....	408 in 1906
Fewest runs per game.....	2.68 in 1906
Most hits.....	1,658 in 1894
Most hits (since 1900).....	1,608 in 2003
Fewest hits.....	1,115 in 1906
Most singles.....	1,196 in 1925
Most doubles.....	328 in 2007
Fewest doubles.....	125 in 1909
Most triples.....	100 in 1921
Fewest triples.....	16 in 2011
Most home runs.....	249 in 2019
Fewest home runs.....	15 in 1909
Most home runs, home games, Braves and opponent.....	228 in 2019
Most grand slams.....	12 in 1997* tnl
Most pinch-home runs.....	10 in 2010
Most total bases.....	2,483 in 1998
Most extra-base hits.....	587 in 2003
Most sacrifice hits.....	142 in 1956
Most sacrifice flies.....	60 in 1960
Most stolen bases.....	373 in 1887
Most stolen bases (since 1900).....	189 in 1902
Fewest stolen bases.....	20 in 1935
Most caught stealing.....	88 in 1983
Fewest caught stealing (since 1951).....	8 in 1958
Most bases on balls.....	684 in 1949
Fewest bases on balls.....	326 in 1933
Most strikeouts.....	1,467 in 2019
Fewest strikeouts.....	348 in 1926
Most hit by pitch.....	66 in 2017 and 2018
Fewest hit by pitch.....	13 in 1941
Most RBI.....	1,027 in 1894
Most RBI (since 1900).....	872 in 2003
Highest batting average.....	.331 in 1894
Highest batting average (since 1900).....	.292 in 1925
Lowest batting average.....	.223 in 1909
Highest on-base percentage.....	.357 in 1948
Lowest on-base percentage.....	.267 in 1885
Lowest on-base percentage (since 1900).....	.277 in 1905
Highest slugging percentage.....	.475 in 2003
Lowest slugging percentage.....	.274 in 1909
Most ground into double plays.....	154 in 1985
Fewest ground into double plays.....	82 in 1992
Most left on base.....	1,274 in 2008
Fewest left on base.....	1,003 in 1933
Most .300 hitters.....	8 in 1931
Most consecutive games, one or more homers.....	25 (45 homers) in 1998

FRANCHISE SINGLE-SEASON BATTING LEADERS

Below are the franchise single-season batting leaders by position.

Position	Batting Avg	Home Runs	RBI
Catcher	.321 Joe Torre, 1964	43 Javy Lopez, 2003	109 Javy Lopez, 2003
First Base	.373 Dan Brouthers, 1889	44 Andres Galarraga, 1998	121 Andres Galarraga, 1998
Second Base	.387 Rogers Hornsby, 1928	43 Davey Johnson, 1973	115 Bobby Lowe, 1894
Third Base	.374 Billy Nash, 1887	47 Eddie Mathews, 1953	135 Eddie Mathews, 1953
Shortstop	.339 Herman Long, 1896	20 Denis Menke, 1964	100 Herman Long, 1896 100 Herman Long, 1899
Left Field	.366 Rico Carty, 1970	40 Hank Aaron, 1973	129 Hugh Duffy, 1897
Center Field	.440 Hugh Duffy, 1894	51 Andruw Jones, 2005	145 Hugh Duffy, 1894
Right Field	.355 Hank Aaron, 1959	47 Hank Aaron, 1971	132 Hank Aaron, 1957 132 Gary Sheffield, 2003

FRANCHISE CLUB BATTING RECORDS, CONTINUED

GAME

Most players used	28, vs. Washington, September 7, 2008
Most players used (9-inning game)	25, at Philadelphia, September 26, 1964
Most players used, both teams (9-inning game)	45, at New York Mets, September 29, 2002* tml
Most runs	30, vs. Detroit, June 9, 1883
Most runs (since 1900)	29, vs. Miami, September 9, 2020* nl
Most runs, both teams (since 1900)	38, vs. Miami, September 9, 2020
Most runs, shutout game	18, vs. Buffalo, October 3, 1885
Most runs, shutout game (since 1900)	18, vs. Florida, October 3, 1999
Largest comeback victory	9 runs, vs. St. Louis, May 15, 1977 (trailed 10-1 in 5th inning, won 15-12) vs. San Diego, June 7, 1987 (trailed 11-2 in 6th inning, won 13-12) at Washington, July 20, 2012 (trailed 9-0 in 5th inning, won 11-10)
Most hits	32, vs. St. Louis, September 3, 1896 (1st game)
Most hits (since 1900)	26, vs. Chicago, September 2, 1957 (1st game)
Most left on base	27, vs. Philadelphia, May 4, 1973 (20 innings)*; 18, vs. Los Angeles, June 23, 1986* tml
Most extra-base hits	13, vs. Brooklyn, July 31, 1954 (6 doubles, 7 HR)
Most total bases	47, vs. Pittsburgh, August 30, 1953 (1st game)
Most stolen bases	8, vs. Cincinnati, August 28, 1909; vs. New York, July 16, 1988 vs. Montreal, June 16, 1991
Most home runs	8, vs. Pittsburgh, August 30, 1953 (1st game) at Chicago, May 28, 2006
Most home runs, both clubs	10, vs. Cincinnati, April 2, 1970 (3-7)
Most grand slams	2, vs. Philadelphia, July 14, 1997; vs. Houston, May 2, 1987; vs. San Francisco, July 3, 1966* tml

INNING

Most runs	16, vs. Baltimore, June 18, 1894 (1st)
Most runs (since 1900)	13, vs. St. Louis, July 25, 1900 (1st); vs. Brooklyn, June 25, 1910 (1st); vs. Houston, September 20, 1972 (2nd)
Most runs, both teams	17, vs. New York, June 20, 1912 (9th 10-7)* tml
Most hits	12, vs. Houston, September 20, 1972 (2nd)
Most hits, both teams	17, vs. New York, June 20, 1912 (9th)
Most extra-base hits	7, vs. St. Louis, August 25, 1963 (1G), (1st - 7 doubles)
Most home runs	4, vs. Cincinnati, June 8, 1961 (7th); at Chicago, June 8, 1965 (10th); vs. Montreal, June 21, 1971 (8th); vs. Houston, September 20, 1992 (6th); at Philadelphia, June 23, 1997 (3rd); vs. San Francisco, May 20, 2001 (7th) vs. Pittsburgh, June 11, 2019 (2nd)
Most consecutive home runs	4, vs. Cincinnati, June 8, 1961 (7th) (Mathews, Aaron, Adcock, Thomas)* tml

FRANCHISE CLUB PITCHING RECORDS

SEASON

Most innings pitched	1479.2 in 2011
Fewest innings pitched	1330.0 in 1935
Most opponents runs	1,021 in 1911
Fewest opponent runs	516 in 1902
Most opponent runs per game	6.54 in 1911
Fewest opponent runs per game	2.87 in 1916
Most hits allowed	1,662 in 1923
Fewest hits allowed	1,156 in 1892
Fewest hits allowed (since 1900)	1,206 in 1916
Most walks	701 in 1977
Fewest walks	325 in 1916
Most home runs	203 in 2019
Fewest home runs	19 in 1917
Most shutouts	24 in 1992
Fewest shutouts	1 in 1928
Most complete games	142 in 1892
Most complete games since 1900	139 in 1905
Fewest complete games	0 in 2017
Most consecutive (CG) shutouts	3, July 24-26, 1959 (Pizarro, Burdette, Spahn); September 4-6, 1963 (Spahn, Sadowski, Shaw)
Most consecutive scoreless innings	36, April 26 (4th inning) to May 1 (3rd inning), 1992
Most no-hit games	2 in 1960

FRANCHISE CLUB PITCHING RECORDS, CONTINUED

Most strikeouts	1,423 in 2018
Fewest strikeouts.....	343 in 1928
Most saves	57 in 2002
Fewest saves.....	0, four times (1901, 1904, 1905 and 1906)
Most wild pitches	83 in 1966, 2016
Fewest balks	0 in 1948, 1957*tml
Lowest ERA.....	2.19 in 1916
Highest ERA.....	5.41 in 1894
Highest ERA since 1900.....	5.12 in 1929

GAME

Most pitchers used	10, three times
.....	at Philadelphia, Sept. 27, 2003; vs. Washington, Sept. 7, 2008, at New York-NL, Sept. 29, 2019
Most pitcher used (nine-inning game).....	8, 11 times, last: at Washington, September 3, 2015
Most wild pitches	6, vs. Chicago, May 4, 1963; vs. Houston, August 4, 1979
Most balks.....	6, vs. Chicago, May 4, 1963*
Most runs by opponent	27 by Pittsburgh, June 6, 1894
Most runs by opponent since 1900.....	26 by Cincinnati, June 4, 1911
Most runs, shutout game, by opponent.....	19 by Montreal, July 30, 1978

INNING

Most pitchers used, inning.....	5, vs. St. Louis, July 22, 1967 (9th)
.....	(Johnson, Hernandez, Raymond, Kelley, Upshaw)
Most wild pitches	4, vs. Houston, August 4, 1979 (Niekro)

FRANCHISE CLUB FIELDING RECORDS

SEASON

Most putouts	4,439 in 2011
Fewest putouts	3,977 in 1907
Most assists.....	2,224 in 1908
Fewest assists.....	1,439 in 2018
Most chances accepted	6,679 in 1910
Fewest chances accepted.....	5,889 in 2018
Most errors	353 in 1904
Fewest errors.....	78 in 2019
Most errorless games.....	101 in 2011
Most consecutive errorless games	15 in 2019 (September 1-17)
Most double plays.....	197 in 1985
Fewest double plays.....	101 in 1935
Most consecutive games making a double play.....	15 (20 DPs) in 1982 (May 21-June 8)
Most passed balls.....	167 in 1883
Most passed balls since 1900.....	42 in 1905, 1967
Fewest passed balls	2 in 1943
Highest fielding average.....	.987 in 2019
Lowest fielding average.....	.945 in 1904

GAME

Most errors	11, vs. St. Louis, June 11, 1906
Most double plays.....	7, vs. Cincinnati, June 27, 1982 (14 innings)*tml
Most double plays, 9 innings (since 1957).....	5 (six times), last: vs. Florida, April 14, 2002

*-Denotes Major League record

*nl-Denotes National League record

*tnl-Denotes tied National League record

*tml-Denotes tied Major League record

*mml-Denotes modern Major League record

*tmml-Denotes tied modern Major League record

*tmnl-Denotes tied modern National League record

FRANCHISE INDIVIDUAL BATTING RECORDS

CAREER

Most years, non-pitcher.....	21, Hank Aaron
Most games.....	3,076, Hank Aaron
Most consecutive games.....	740, Dale Murphy (9/26/81-7/8/86)
Most at-bats.....	11,628, Hank Aaron
Most runs.....	2,107, Hank Aaron
Most hits.....	3,600, Hank Aaron
Most singles.....	2,171, Hank Aaron
Most doubles.....	600, Hank Aaron
Most triples.....	103, Rabbit Maranville
Most home runs, righthander.....	733, Hank Aaron
Most home runs, lefthander.....	493, Eddie Mathews
Most home runs, switch-hitter.....	468, Chipper Jones
Most grand slams.....	16, Hank Aaron
Most pinch-homers.....	7, Joe Adcock, Brooks Conrad
Most homers by pitcher.....	35, Warren Spahn
Most total bases.....	6,591, Hank Aaron
Most extra-base hits.....	1,429, Hank Aaron
Most stolen bases.....	431, Herman Long
Most stolen bases since 1900.....	240, Hank Aaron
Most times caught stealing.....	83, Jerry Royster
Most bases on balls.....	1,512, Chipper Jones
Most intentional bases on balls.....	289, Hank Aaron
Most strikeouts.....	1,581, Dale Murphy
Most RBI.....	2,202, Hank Aaron
Most sacrifice hits.....	220, Rabbit Maranville
Most sacrifice flies.....	113, Hank Aaron
Most times hit by pitch.....	150, Tommy Tucker
Most times grounded into double play.....	305, Hank Aaron
Highest batting average.....	.338, Billy Hamilton
Highest batting average (since 1900).....	.317, Ralph Garr, Rico Carty
Highest slugging average.....	.567, Hank Aaron
Highest on-base percentage.....	.456, Billy Hamilton
Highest on-base percentage (since 1900).....	.401, Chipper Jones

SEASON

Most games.....	162, F. Millan (1969), D. Murphy (1982-85), A. Jones (1999), J. Francoeur (2006-07) F. Freeman (2014,2018), N. Markakis (2018)
Most at-bats.....	671, Marquis Grissom, 158 games, 1996
Most runs.....	160, Hugh Duffy, 124 games, 1894
Most runs (since 1900).....	131, Dale Murphy, 162 games, 1983
Most hits.....	236, Hugh Duffy, 124 games, 1894
Most hits (since 1900).....	224, Tommy Holmes, 154 games, 1945
Most consecutive hits.....	10, Buddy Hassett, June 9, 10, 14, 1940; Matt Diaz, August 12, 13, 14, 2006
Most singles.....	180, Ralph Garr, 154 games, 1971
Most doubles.....	50, Hugh Duffy, 124 games, 1894
Most doubles (since 1900).....	49, Marcus Giles, 145 games, 2003
Most triples.....	20, Richard Johnston, 124 games, 1887
Most triples (since 1900).....	18, Ray Powell, 149 games, 1921
Most home runs, righthander.....	51, Andruw Jones, 160 games, 2005
Most home runs, lefthander.....	47, Eddie Mathews, 157 games, 1953
Most home runs, switch-hitter.....	45, Chipper Jones, 157 games, 1999* tnl
Most home runs, home.....	31, Hank Aaron, 1971
Most home runs, road.....	30, Eddie Mathews, 1953; Andruw Jones, 2005
Most home runs, month.....	15, Joe Adcock, July 1956
Most home runs, rookie.....	38, Wally Berger, 151 games, 1930
Most home runs, two consecutive games.....	5, Joe Adcock, July 30-31, 1954* tnl
Most home runs, consecutive at-bats.....	4, Andruw Jones, Sept. 7-10, 2002; Robert Lowe, 1894 * tnl
Most home runs vs. one club.....	13, Joe Adcock vs. Brooklyn, 1956* tnl
Most grand slams.....	4, Sid Gordon, 134 games, 1950
Most home runs, by pitcher.....	6, Jim Tobin, 1942
Most total bases.....	400, Hank Aaron, 154 games, 1959

FRANCHISE INDIVIDUAL BATTING RECORDS, CONTINUED

Most extra-base hits.....	92, Hank Aaron, 154 games, 1959
Most stolen bases.....	93, Billy Hamilton, 131 games, 1896
Most stolen bases (since 1900).....	72, Otis Nixon, 124 games, 1991
Most caught stealing.....	23, Brett Butler, 151 games, 1983
Most bases on balls.....	131, Bob Elliott, 151 games, 1948
Most intentional bases on balls.....	29, Dale Murphy, 159 games, 1987
Most consecutive games, bases on balls.....	16, Chipper Jones, 1999
Most strikeouts.....	188, Ronald Acuña Jr., 156 games, 2019
Fewest strikeouts.....	9, Tommy Holmes, 154 games, 1945
Most hit by pitch.....	29, Tommy Tucker, 140 games, 1891
Most hit by pitch (since 1900).....	25, Andres Galarraga, 153 games, 1998
Most RBI.....	145, Hugh Duffy, 157 games, 1894
Most RBI (since 1920).....	135, Eddie Mathews, 157 games, 1953
Most consecutive games with RBI.....	10, Freddie Freeman, June 12-22, 2019
Highest batting average.....	438, Hugh Duffy, 124 games, 1894*
Highest batting average (since 1900).....	387, Rogers Hornsby, 140 games, 1928
Highest slugging percentage.....	.679, Hugh Duffy, 124 games, 1894
Highest slugging percentage (since 1900).....	.669, Hank Aaron, 139 games, 1971
Highest on-base percentage.....	.470, Chipper Jones, 128 games, 2008
Longest hitting streak.....	37 games, Tommy Holmes, 1945
Most ground into double plays.....	28, Sid Gordon, 150 games, 1951
Fewest ground into double plays.....	1, David Justice, 144 games, 1992

GAME

Most runs.....	6, five times, last: Frank Torre vs. Chicago, September 2, 1957
Most hits.....	6, seven times, last: Willie Harris vs. St. Louis, July 21, 2007
Most stolen bases.....	6, Otis Nixon at Montreal, June 16, 1991* tml
Most caught stealing.....	3, Rabbit Maranville, June 6, 1913
Most doubles.....	4, held by several; last: Adam LaRoche at Milwaukee, May 15, 2004* tml
Most triples.....	3, six times, last: Rafael Furcal vs. Florida, April 21, 2002* tml
Most home runs.....	4, Joe Adcock vs. Brooklyn, July 31, 1954;Bob Horner vs. Montreal, July 6, 1986;Robert Lowe, May 30, 1894* tml
Most grand slams.....	2, Tony Cloninger at San Francisco, July 3, 1966* tml
Most homers by pitcher.....	3, Jim Tobin vs. Chicago, May 13, 1942* mml
Most total bases.....	18, Joe Adcock vs. Brooklyn, July 31, 1954
Most extra-base hits.....	5, Joe Adcock vs. Brooklyn, July 31, 1954 (4HR, 1 2B)* tml
Most bases on balls.....	5, (6 times), Last: Dale Murphy vs. Chicago, May 23, 1987
Most intentional bases on balls.....	3, Dennis Menke vs. New York, May 23, 1964;Rowland Office vs. San Diego, April 20, 1975; Jeff Treadway vs. Houston, September 11, 1992
Most RBI.....	9, Tony Cloninger at San Francisco, July 3, 1966; Harry Staley, June 1, 1893Adam Duvall, September 9, 2020
Most strikeouts.....	5, (7 times), Last: Justin Upton, August 17, 2013
Most grounded into double plays.....	3, (6 times), Last: Martin Prado, May 16, 2011

INNING

Most doubles.....	2, (10 times); Last: Rico Carty vs. New York, May 20, 1965* tml
Most triples.....	2, John Freeman vs. St. Louis, July 25, 1900 (1st);Joe Hornung, May 6, 1882 (6th)* tml
Most home runs.....	2, Robert Lowe, May 30, 1894 (3rd);Dale Murphy vs. San Francisco, July 27, 1989 (6th)* tml
Most RBI.....	6, Dale Murphy vs. San Francisco, July 27, 1989 (6th)
Most bases on balls.....	2, done many times, last, Freddie Freeman at Philadelphia, July 27, 2019 (3rd)
Most strikeouts.....	2, done many times, last, Adam Duvall at Minnesota, August 6, 2019 (6th)

FRANCHISE INDIVIDUAL PITCHING RECORDS

CAREER

Most years.....	21, Phil Niekro
Most games.....	740, Phil Niekro
Most games started.....	635, Warren Spahn
Most complete games.....	374, Warren Spahn
Most innings pitched.....	5,046, Warren Spahn
Most games won.....	356, Warren Spahn
Most games won, lefthander.....	356, Warren Spahn
Most games won, righthander.....	329, Kid Nichols
Most games won, righthander, (since 1900).....	268, Phil Niekro
Most 20-win seasons.....	13, Warren Spahn
Most games lost.....	227, Phil Niekro
Most saves.....	186, Craig Kimbrel
Most 40-save seasons.....	4 (consecutive, 2011-14), Craig Kimbrel
Most runs allowed.....	2,270, Kid Nichols
Most runs allowed (since 1900).....	1,922, Phil Niekro
Most earned runs allowed.....	1,710, Warren Spahn
Most bases on balls.....	1,458, Phil Niekro
Most intentional bases on balls.....	114, Tom Glavine
Most strikeouts.....	2,975, John Smoltz
Most shutouts.....	63, Warren Spahn
Most hits.....	4,620, Warren Spahn
Most home runs.....	408, Warren Spahn
Most batters hit by pitch.....	134, Vic Willis
Most batters hit by pitch (since 1900).....	104, Phil Niekro
Most wild pitches.....	199, Phil Niekro
Most balks.....	35, Phil Niekro
Lowest earned run average (Min. 1,000 IP).....	2.21, Tommy Bond
Lowest earned run average since 1900 (Min. 1,000 IP).....	2.62, Dick Rudolph
Highest winning percentage (Min. 100 decisions).....	.698 (178-77) Greg Maddux

SEASON

Most games.....	87, Peter Moylan, 2009
Most games started.....	72, John Clarkson, 1889
Most games started (since 1900).....	46, Victor Willis, 1902
Most complete games.....	68, John Clarkson, 1889
Most complete games (since 1900).....	45, Victor Willis, 1902
Most games finished (since 1900).....	64, Mark Wohlers, 1996
Most innings.....	620, John Clarkson, 1889
Most innings (since 1900).....	411, Victor Willis, 1902
Most games won.....	49, John Clarkson, 1889
Most games won (since 1900).....	27, Charles Pittinger, 1902; Victor Willis, 1902; Dick Rudolph, 1914
Most victories, relief pitcher.....	12, Ben Cantwell, 1932
Most victories, righthander.....	49, John Clarkson, 1889
Most victories, lefthander.....	23, Warren Spahn, 1953, 1963
Most games lost.....	29, Victor Willis, 1905* tml ; Tommy Bond, 1880
Most games lost, relief pitcher.....	16, Gene Garber, 1979*
Highest winning percentage, starter (in. 20 dec.).....	.905, Greg Maddux (19-2), 1995*
Longest winning streak.....	14 games, John Smoltz, 1996
Longest losing streak.....	18 games, Clifton Curtis, 1910
Most saves.....	55, John Smoltz, 2002* tnl
Most bases on balls.....	164, Phil Niekro, 1977
Most strikeouts.....	417, Charlie Buffinton, 1884
Most strikeouts (since 1900).....	276, John Smoltz, 1996
Most shutouts won.....	12, Tommy Bond, 1879
Most shutouts (since 1900).....	7, Charles Pittinger, 1902; Irving Young, 1905; Warren Spahn, 1947, 1951, 1963
Most shutouts won vs. one club.....	4, Vic Willis vs. Chicago, 1901
Most shutouts lost.....	9, Irving Young, 1906
Most 1-0 shutouts won.....	4, Dick Rudolph, 1916; Joe Oeschger, 1920
Most runs allowed.....	196, Charles Pittinger, 1903
Most earned runs allowed.....	148, Phil Niekro, 1977
Most hits allowed.....	394, Charles Pittinger, 1903

FRANCHISE INDIVIDUAL PITCHING RECORDS, CONTINUED

SEASON, CONTINUED

Most hit batsmen	16, Jeff Pfeffer, 1906
Most wild pitches	27, Tony Cloninger, 1966
Most balks	8, Bob Shaw, 1963
Most home runs allowed	41, Phil Niekro, 1979
Most home runs, one club	13, Warren Spahn vs. Chicago, 1958
Most grand slams allowed	3, Don Nottebart, 1961
Most sacrifice hits allowed	22, Tom Glavine, 1999
Most sacrifice flies allowed	12, Tony Cloninger, 1966; Carl Morton, 1974; Ervin Santana, 2014
Fewest earned runs allowed (min. 162 IP)	35, Greg Maddux, 1994
Lowest ERA (min. 162 IP)	1.56, Greg Maddux, 1994
Lowest batting average against (min. 162 IP)195, Mike Foltynewicz, 2018

GAME

Most innings pitched	26, Joe Oeschger vs. Brooklyn, May 1, 1920* tml
Most consecutive scoreless IP	21, Joe Oeschger vs. Brooklyn, May 1, 1920*
Most strikeouts	18, Warren Spahn vs. Chicago, June 14, 1952 (15 IP); 17, Charlie Buffinton vs. Cleveland, September 2, 1884
Most consecutive strikeouts	8, Max Surkont vs. Cincinnati, May 25, 1953
Most bases on balls	14, Piano Legs Hickman vs. Louisville, August 16, 1899
Most wild pitches	6, Phil Niekro vs. Houston, August 4, 1979* tmml
Most balks	5, Bob Shaw vs. Chicago, May 4, 1963*

INNING

Most strikeouts	4, Phil Niekro vs. Pittsburgh, July 29, 1977 (6th); Paul Assenmacher vs. St. Louis, August 22, 1989 (5th); Mark Wohlers vs. Chicago, June 7, 1995 (9th) Craig Kimbrel vs. Miami, September 26, 2012 (9th) Julio Teheran vs. Milwaukee, May 24, 2016 (2nd)* tml
Most hit batsmen	3, Ray Boggs vs. Chicago, September 27, 1928 (9th)* tml
Most wild pitches	4, Phil Niekro vs. Houston, August 4, 1979 (5th)* tmml
Most balks	3, Bob Shaw vs. Chicago, May 4, 1963 (3rd)* tml

FRANCHISE INDIVIDUAL FIELDING RECORDS

HIGHEST FIELDING AVERAGE - SEASON (MINIMUM 100 GAMES AT POSITION)

C.....	.998, Brian McCann, 2012
1B.....	.998, Mark Teixeira, 2008
2B.....	.994, Mark Lemke, 1994
3B.....	.982, Vinny Castilla, 2002
SS.....	.983, Eddie Miller, 1942
LF.....	.996, Sid Gordon, 1952
CF.....	.997, Marquis Grissom, 1996
RF.....	1.000, Willard Marshall, 1951 1.000, Jason Heyward, 2013
Most innings played in the field	1449.0, Freddie Freeman (162 games), 1B, 2014
Most errors	102, Herman Long (154 games), SS, 1892
Most errors since 1900	78, Ed Abbaticchio (154 games), 2B, 1904

GAME

Most errors	5, David Brain, 3B, vs. St. Louis, June 11, 1906
-------------------	--

INNING

Most errors	4, Robert Lowe, 2B, vs. New York, May 7, 1900
-------------------	---

- *-Denotes Major League record
- *nl-Denotes National League record
- *tnl-Denotes tied National League record
- *tml-Denotes tied Major League record
- *mml-Denotes modern Major League record
- *tmml-Denotes tied modern Major League record
- *tmnl-Denotes tied modern National League record

ATLANTA BRAVES VS. N.L. OPPONENTS

Year	HOU* W-L	STL W-L	CHI W-L	LAD W-L	MON/WSH W-L	SF W-L	FLA/MIA W-L	NY W-L	SD W-L	PHI W-L	PIT W-L	CIN W-L	COL W-L	ARI W-L	MIL W-L
1966	14-4-1	7-11	7-11	7-11	-	8-10	-	14-4	-	11-7	7-11	10-8	-	-	-
1967	11-7	6-12	11-7	8-10	-	10-8	-	8-10	-	10-8	8-10	5-13	-	-	-
1968	11-7	5-13	8-10	9-9	-	9-9	-	12-6	-	11-7	6-12	10-8	-	-	-
1969	15-3	6-6	3-9	9-9	8-4	9-9	-	4-8	13-5	6-6	8-4	12-6	-	-	-
1970	9-9	7-5	8-4	6-12	6-6	7-11	-	6-6	9-9	7-5	6-6	5-13	-	-	-
1971	9-9	6-6	5-7	9-9	7-5	7-11	-	7-5	11-7	8-4	4-8	9-9	-	-	-
1972	7-7	6-6	5-7	7-8	4-8	7-11	-	7-5	6-11	6-6	6-6	9-9	-	-	-
1973	11-7	6-6	7-5	2-15-1	6-6	8-10	-	6-6	12-6	6-6	7-5	5-13	-	-	-
1974	6-12	9-3	4-8	8-10	9-3	8-10	-	8-4	17-1	8-4	4-8	7-11	-	-	-
1975	12-6	3-9	5-7	8-10	8-4	8-9	-	4-8	7-11	5-7	4-8	3-15	-	-	-
1976	7-11	4-8	6-7	8-10	8-4	9-9	-	4-8	10-8	5-7	3-9	6-12	-	-	-
1977	9-9	1-11	5-7	5-13	6-7	8-10	-	7-5	11-7	2-10	3-9	4-14	-	-	-
1978	8-10	5-7	5-7	5-13	5-7	11-7	-	6-6	8-10	8-4	2-10	6-12	-	-	-
1979	7-11	4-8	4-8	12-6	1-9	11-7	-	4-8	6-12	7-5	4-8	6-12	-	-	-
1980	7-11	6-6	8-4	11-7	5-7	11-6	-	3-9	12-6	5-7	11-1	2-16	-	-	-
1981	4-8	4-3	3-2-1	7-7	3-7	5-7	-	3-3	9-6	4-5	2-3	6-5	-	-	-
1982	10-8	7-5	8-4	7-11	5-7	8-10	-	9-3	11-7	6-6	4-8	14-4	-	-	-
1983	11-7	7-5	5-7	7-11	7-5	9-9	-	8-4	9-9	6-6	6-6	12-6	-	-	-
1984	12-6	5-7	3-9	6-12	5-7	10-8	-	4-8	7-11	7-5	8-4	13-5	-	-	-
1985	8-10	3-9	5-7	5-13	3-9	10-8	-	2-10	7-11	10-2	6-6	7-11	-	-	-
1986	5-13	6-6	9-3	10-8	4-7	7-11	-	4-8	12-6	4-8	5-7	6-12	-	-	-
1987	8-10	3-9	6-5	6-12	3-9	8-10	-	7-5	6-12	7-5	7-5	8-10	-	-	-
1988	5-13	3-9	5-7	4-14	4-8	5-13	-	4-8	8-10	6-6	5-5	5-13	-	-	-
1989	8-10	3-9	5-7	6-10	6-6	6-12	-	2-10	7-11	8-4	4-8	8-10	-	-	-
1990	5-13	7-5	6-6	6-12	6-6	5-13	-	4-8	8-10	5-7	5-7	8-10	-	-	-
1991	13-5	9-3	6-6	7-11	5-7	9-9	-	9-3	11-7	5-7	9-3	11-7	-	-	-
1992	13-5	6-6	10-2	12-6	4-8	11-7	-	7-5	13-5	6-6	7-5	9-9	-	-	-
1993	8-5	6-6	7-5	8-5	7-5	7-6	7-5	9-3	9-4	6-6	7-5	10-3	13-0	-	-
1994	3-3	5-7	4-2	6-0	4-5	5-1	8-4	5-4	6-1	6-2	3-9	5-5	8-2	-	-
1995	6-6	7-5	8-4	5-4	9-4	7-1	10-3	5-8	5-2	7-6	4-2	8-5	9-4	-	-
1996	6-6	9-4	7-5	5-7	10-3	7-5	6-7	7-6	9-4	9-4	9-3	7-5	5-7	-	-
1997	7-4	8-3	9-2	6-5	10-2	7-4	4-8	5-7	8-3	10-2	5-6	9-2	5-6	-	-
1998	4-5	6-3	3-6	8-1	6-6	7-2	7-5	9-3	5-4	8-4	7-2	7-2	5-3	8-1	7-2
1999	6-1	8-1	2-5	5-4	9-4	4-5	9-4	9-3	5-4	8-5	6-3	8-1	5-4	5-4	5-2
2000	5-4	3-4	4-5	7-2	6-7	6-3	6-6	7-6	8-1	8-5	5-2	2-5	5-4	6-3	6-3
2001	3-3	3-3	4-2	2-5	13-6	4-2	9-10	10-9	3-3	10-9	5-1	4-2	4-2	2-5	3-3
2002	3-3	5-1	4-2	2-4	13-6	3-3-1	11-8	12-7	3-3	11-7	3-3	4-2	4-3	3-3	5-1
2003	5-1	4-2	4-2	4-2	12-7	2-4	9-10	11-8	6-1	9-10	7-2	3-3	6-0	5-2	4-2
2004	3-3	2-4	3-3	4-3	15-4	4-3	14-5	12-7	3-3	10-9	4-2	2-4	4-2	4-2	4-2
2005	5-1	3-3	6-1	3-3	10-9	4-2	10-8	13-6	1-5	9-10	4-3	7-3	2-4	3-3	3-3
2006	3-4	4-2	6-1	3-3	10-8	3-4	11-8	7-11	7-2	7-11	3-3	4-3	3-3	1-6	2-4
2007	3-3	3-4	5-4	4-3	11-7	4-3	10-8	9-9	5-2	9-9	5-1	1-6	4-2	2-4	5-2
2008	3-3	2-5	0-6	4-2	6-12	2-5	10-8	11-7	5-1	4-14	2-5	3-3	4-3	5-3	3-6
2009	3-3	4-2	4-2	4-3	10-8	3-4	8-10	13-5	3-3	10-8	3-4	3-6	4-4	4-3	3-3
2010	5-1	2-6	4-2	5-3	8-10	4-3	11-7	11-7	4-2	8-10	6-3	3-2	2-4	4-3	5-3
2011	5-1	1-5	4-3	2-5	9-9	6-1	12-6	9-9	4-5	6-12	4-2	3-3	6-2	3-2	5-3
2012	4-2	5-1	3-4	3-3	8-10	3-4	14-4	12-6	4-3	12-6	3-4	1-5	6-1	5-2	3-3
2013	-	4-3	5-1	5-2	13-6	3-4	13-6	10-9	1-5	11-8	4-3	4-3	6-1	4-2	2-4
2014	-	2-4	5-1	1-6	11-8	1-5	9-10	9-10	3-4	11-8	3-4	5-2	4-3	3-3	5-2
2015	-	4-2	1-6	3-3	5-14	3-4	10-9	8-11	2-5	11-8	2-4	3-4	1-6	3-3	5-2
2016	-	2-4	3-3	1-5	4-15	3-4	11-7	10-9	4-2	11-8	3-4	3-4	1-6	2-5	2-5
2017	-	1-5	1-6	3-4	9-10	4-3	11-8	7-12	5-2	6-13	2-5	3-3	3-4	4-2	4-2
2018	-	4-2	3-3	2-5	10-9	3-3	14-5	13-6	4-3	12-7	5-1	3-4	2-5	4-3	3-4
2019	-	4-2	5-2	2-4	11-8	5-2	15-4	11-8	5-2	9-10	5-2	3-4	3-3	3-4	3-3
2020	-	-	-	-	6-4	-	6-4	7-3	-	5-5	-	-	-	-	-
Won	335	255	276	304	383	338	275	424	357	423	270	324	124	83	87
Lost	293-1	286	260	375-1	361	344-1	187	372-1	277	376	270	367	88	68	63

ATLANTA BRAVES VS. A.L. OPPONENTS

Year	BAL W-L	NYN W-L	DET W-L	BOS W-L	TOR W-L	TB W-L	CLE W-L	CWS W-L	MIN W-L	KC W-L	SEA W-L	LAA W-L	TEX W-L	OAK W-L	*HOU W-L
1997	0-3	2-1	1-2	3-0	2-1	-	-	-	-	-	-	-	-	-	-
1998	2-1	1-3	-	1-2	2-1	3-0	-	-	-	-	-	-	-	-	-
1999	0-3	2-1	-	4-2	0-3	3-0	-	-	-	-	-	-	-	-	-
2000	3-0	1-2	-	4-2	1-2	2-1	-	-	-	-	-	-	-	-	-
2001	2-1	2-1	-	3-3	1-2	1-2	-	-	-	-	-	-	-	-	-
2002	-	-	2-1	5-1	-	-	-	3-0	2-1	-	-	-	3-0	-	-
2003	2-1	-	-	-	-	2-1	-	-	-	-	1-2	-	3-0	2-1	-
2004	2-1	-	1-2	2-1	-	-	1-2	1-2	-	1-2	-	-	-	-	-
2005	3-0	-	-	1-2	-	-	-	-	-	-	-	1-2	1-2	1-2	-
2006	2-1	1-2	-	0-3	0-3	2-1	-	-	-	-	-	-	-	-	-
2007	-	-	0-3	2-4	-	-	2-1	-	0-3	-	-	-	-	-	-
2008	-	-	-	-	1-2	-	-	-	-	-	2-1	2-1	1-2	2-1	-
2009	1-2	1-2	-	2-4	3-0	-	-	-	-	-	-	-	-	-	-
2010	-	-	2-1	-	-	2-1	-	0-3	2-1	3-0	-	-	-	-	-
2011	2-1	-	-	-	3-0	-	-	-	-	-	3-0	1-2	1-2	-	-
2012	1-2	2-4	-	1-2	2-1	2-1	-	-	-	-	-	-	-	-	-
2013	-	-	0-3	-	2-2	-	3-0	1-2	3-0	2-2	-	-	-	-	-
2014	-	-	-	0-4	-	-	-	-	-	-	0-4	2-1	0-3	3-0	2-1
2015	0-3	0-3	-	2-2	3-3	1-3	-	-	-	-	-	-	-	-	-
2016	-	-	2-1	1-3	-	-	0-3	2-1	2-2	1-2	-	-	-	-	-
2017	-	-	-	-	3-1	-	-	-	-	-	1-2	1-2	1-2	3-0	0-4
2018	1-2	1-2	-	1-5	2-2	3-1	-	-	-	-	-	-	-	-	-
2019	-	-	2-1	-	3-1	-	2-1	3-0	2-1	1-3	-	-	-	-	-
2020	1-2	2-2	-	4-2	2-1	2-2	-	-	-	-	-	-	-	-	-
Totals	22-23	15-23	10-14	36-42	30-25	23-13	8-7	10-8	11-8	8-9	7-9	7-8	10-11	8-4	2-5

*Houston games in interleague play only; Atlanta went 335-293-1 vs. the Astros from 1966 to 2012.

FRONT OFFICE

MANAGER & STAFF

PLAYER BIOS

SEASON IN REVIEW

PLAYER DEVELOPMENT

BRAVES HISTORY

OPPONENTS

MISCELLANEOUS

MOST RECENT SERIES SWEEPS

BRAVES SWEEPS IN ATLANTA

Team	2 Games	3 Games	4 Games
Arizona	-	7/14-16/17	-
Baltimore	-	6/24-26/05	-
Chicago (N)	8/24-25/77	4/1-4/19	7/4-7/05
Chicago (A)	-	8/30-9/1/19	-
Cincinnati	5/19-20/10	4/25-27/14	-
Cleveland	-	8/27-29/13	-
Colorado	5/1-2/06	9/9-11/08	7/29-8/1/13
Fla./Miami	7/30-31/18	8/20-22/19	8/13-15/18
Houston	5/16-17/11	4/30-5/2/10	5/5-8/05**
Kansas City	-	6/18-20/10	-
Los Angeles (N)	9/9-10/97	5/17-19/13	7/12-14/56
Milwaukee	-	4/13-15/12	5/2-5/11
Minnesota	-	5/20-22/13	-
Mon./Wash.	8/11-12/09	4/11-13/14	-
New York (N)	6/12-13/18	6/19-21/15	5/20-22/08
New York (A)	8/26/20 (DH)	-	-
Oakland	-	8/15-17/14	-
Philadelphia	5/3-4/89	9/27-29/16	9/20-23/18
Pittsburgh	5/17-19/91	6/3-5/13	6/10-13/19
San Diego	9/11-12/91	5/6-8/08	4/14-17/17
San Francisco	9/15-16/97	5/16-18/00	6/21-23/60
St. Louis	8/6-7/97	10/2-4/15	5/16-19/97
Tampa Bay	7/29-30/20	6/7-9/99	-
Texas	-	6/3-5/03	-
Toronto	9/2-3/19	5/22-24/09	-

****Braves swept five games from Houston, 9/2-4/66 and 8/10-13/67**

BRAVES SWEEPS ON ROAD

Team	2 Games	3 Games	4 Games
Arizona	4/27-28/98	8/6-8/04	-
Baltimore	-	7/13-15/00	-
Boston	-	8/31-9/2/20	-
Chicago (N)	4/12-13/97	5/26-28/06	7/9-12/92
Cincinnati	7/18-19/01	9/15-17/95	1984**
Colorado	4/8-9/19	5/4-6/12	5/6-9/93
Fla./Miami	5/6-7/09	6/7-9/19	-
Houston	8/19-20/97	4/29-5/1/03	7/16-19/92
Los Angeles	9/7-8/72	4/8-10/94	-
Milwaukee	-	5/10-12/10	-
Minnesota	7/26-27/16	-	-
Mon./Wash.	6/4-5/97	8/5-7/13	-
New York (N)	4/26-27/17	8/23-25/19	-
Oakland	-	6/30-7/2/17	-
Philadelphia	4/21-23/17	9/2-4/16	6/27-29/14
Pittsburgh	5/24-25/11	8/20-22/18	-
San Diego	5/26-27/97	7/12-14/19	5/15-18/03
San Francisco	9/27-28/82	9/10-12/18	-
Seattle	-	6/27-29/11	-
St. Louis	5/13-14/98	6/29-7/1/18	-
Tampa Bay	5/8-9/18	6/30-7/2/98	-
Texas	-	6/7-9/02	-
Toronto	5/15-16/17	-	-

****Braves swept five games from CIN, 5/31-6/3/84.**

OPPONENT SWEEPS IN ATLANTA

Team	2 Games	3 Games	4 Games
Arizona	-	4/16-18/19	6/1-4/06
Baltimore	-	6/11-13/99	-
Boston	4/25-26/16	9/3-5/18	-
Chicago (N)	7/20-21/98	7/17-19/17	-
Cincinnati	4/15-16/86	9/4-6/09	4/13-16/90
Colorado	4/25-26/98	9/12-14/97	8/16-19/18
Detroit	-	4/26-28/13	-
Fla./Miami	5/13-14/97	8/31-9/2/15	-
Houston	7/4-5/17	6/2-4/95	-
Kansas City	7/23-24/19	-	-
Los Angeles	4/10-11/91	6/22-24/84	4/7-10/88
Milwaukee	-	5/24-26/16	-
Minnesota	8/16-17/16	6/12-14/07	-
Mon./Wash.	5/28-29/19	4/18-20/17	10/1-4/09
New York (N)	5/4-5/09	4/22-24/16	9/10-13/15
New York (A)	6/24-25/98	8/28-30/15	-
Philadelphia	8/8-9/17	6/16-18/14	5/5-8/95
Pittsburgh	8/12-13/97	9/26-28/11	7/18-21/74
San Diego	6/2-3/97	8/1-3/89	7/25-27/75
San Francisco	9/6-7/89	5/4-6/18	-
St. Louis	8/28-29/84	5/5-7/17	-
Toronto	-	6/20-22/06	-

OPPONENT SWEEPS ON ROAD

Team	2 Games	3 Games	4 Games
Arizona	5/18-19/11	-	-
Baltimore	-	7/27-29/15	-
Boston	5/28-29/14	-	-
Chicago (N)	5/17-18/83	6/10-12/08	8/20-23/15
Chicago (A)	-	6/22-24/10	-
Cleveland	-	6/27-29/16	-
Cincinnati	9/28-29/87	5/30-6/1/08	5/21-24/12
Colorado	-	8/23-25/10	7/21-24/16
Detroit	-	4/26-28/13	-
Fla./Miami	-	9/25-27/15	-
Houston	5/9-10/17	9/28-30/90	8/2-5/90
Los Angeles (N)	7/26-27/95	5/6-8/19	7/26-29/90
Milwaukee	-	9/10-12/12	-
Minnesota	-	6/12-14/07	-
Mon./Wash.	4/29-30/08	9/5-7/16	4/11-14/16
New York (N)	4/24-25/90	9/27-29/19	7/20-23/89
New York (A)	8/11-12/20	-	-
Philadelphia	5/3-4/06	3/28-31/19	7/28-31/17
Pittsburgh	5/19-20/81	4/7-9/17	9/1-3/78
San Diego	9/10-11/86	8/17-19/15	5/29-31/79
San Francisco	9/16-17/91	5/25-27/09	7/29-31/88
Seattle	8/5-6/14	-	-
St. Louis	4/10-11/68	9/9-11/11	4/26-29/10
Tampa Bay	7/27-28/20	-	-
Texas	-	9/12-14/14	-
Toronto	-	7/18-20/99	-

ATLANTA BRAVES DOUBLEHEADERS

YEARLY DOUBLEHEADER TOTALS

Year	Home W-L-S	Road W-L-S	Totals W-L-S
1966	3-2-2	0-1-2	3-3-4
1967	0-0-1	1-3-4	1-3-5
1968	0-0-1	3-2-4	3-2-5
1969	4-0-3	1-3-3	5-3-6
1970	4-1-2	0-3-4	4-4-6
1971	2-1-3	0-3-2	2-4-5
1972	1-1-7 (a)	1-1-4	2-2-11
1973	0-4-9	0-3-1	0-7-10
1974	2-0-4	0-3-3	2-3-7
1975	2-2-3	1-1-2	3-3-5
1976	3-3-4	0-1-5	3-4-9
1977	1-0-0	0-3-2	1-3-2
1978	1-1-4	0-1-3	1-2-7
1979	1-2-1	0-3-2	1-5-3
1980	2-0-1	0-1-2	2-1-3
1981	0-0-1	0-1-0	0-1-1
1982	1-2-0	0-0-2	1-2-2
1983	1-0-2	1-1-2	2-1-4
1984	0-0-2	2-2-0	2-2-2
1985	0-2-0	0-0-2	0-2-2
1986	1-0-0	0-1-0	1-1-0
1987	0-1-0	0-0-1	0-1-1
1988	1-0-2	0-2-2	1-2-4
1989	1-1-0	0-1-3	1-2-3
1990	1-1-3	1-2-0	2-3-3
1991	1-0-2	0-0-1	1-0-3
1992	1-0-0	2-0-0	3-0-0
1993	0-0-0	0-0-0	0-0-0
1994	0-0-1	0-1-1	0-1-2
1995	0-0-0	0-0-0	0-0-0
1996	0-0-0	1-0-1	1-0-1
1997	0-0-0	0-0-1	0-0-1
1998	0-0-0	0-0-1	0-0-1
1999	0-0-0	0-0-1	0-0-1
2000	0-0-0	0-0-1	0-0-1
2001	0-0-0	1-0-0	1-0-0
2002	0-0-1	1-0-0	1-0-1
2003	1-0-1	0-0-0	1-0-1
2004	0-1-1	0-0-1	0-1-2
2005	0-0-1	0-0-0	0-0-1 (b)
2006	0-0-0	0-1-1	0-1-1 (c)
2007	0-0-0	0-0-0	0-0-0 (d)
2008	0-0-0	0-0-1	0-0-1 (e)
2009	0-0-0	0-0-0	0-0-0
2010	0-0-0	0-0-0	0-0-0
2011	2-0-0	1-0-0	3-0-0
2012	0-0-0	0-0-0	0-0-0 (f)
2013	0-0-0	0-0-0	0-0-0 (g)
2014	0-0-0	0-0-0	0-0-0 (h)
2015	1-0-0	0-0-0	1-0-0
2016	0-0-0	0-0-0	0-0-0
2017	0-0-0	1-1-0	1-1-0(i)
2018	0-0-0	0-0-0	0-0-0(j)
2019	0-0-0	0-0-1	0-0-1
2020	1-0-1	1-0-0	2-0-1

DOUBLEHEADERS VS. OPPONENTS

Team	Home W-L-S	Road W-L-S	Totals W-L-S
Boston	---	0-0-1	0-0-1
Chicago (NL)	3-0-4	0-3-8	3-3-12
Cincinnati	3-3-9	3-7-5	6-10-14
Cleveland	---	0-0-1	0-0-1
Colorado	1-0-1	1-0-1	2-0-2
Florida	0-0-1	0-0-1	0-0-2
Houston	8-3-4	0-5-4	8-8-8
Los Angeles	1-4-4	1-3-2	2-7-6
Milwaukee	1-0-0	0-0-0	1-0-0
Mon./Wash.	2-1-11	2-1-3	4-2-13
New York (NL)	4-3-6	4-3-5	8-6-11
New York (AL)	1-0-0		
Philadelphia	1-4-4	6-2-9	6-6-13
Pittsburgh	3-1-3	1-6-5	3-7-7
St. Louis	1-2-1	0-3-3	1-5-4
San Diego	6-4-5	1-3-12	7-7-17
San Francisco	3-1-11	2-9-8	5-10-19
Totals	38-26-63	21-45-67	57-71-129

(a) Braves won first game and tied second game of doubleheader, July 4 vs. Chicago.

(b) Braves' sweep of July 7 day/night doubleheader vs. Chicago is not counted in total due to separate admission charges.

(c) Three day/night doubleheaders -- June 3 vs. Arizona (split), Sept. 2 at Philadelphia (split) and Sept. 13 vs. Philadelphia (Phillies sweep) are not counted in total due to separate admission charges.

(d) Two day/night doubleheaders -- May 19 at Boston (split) and June 5 vs. Florida (split) are not counted in total due to separate admission charges.

(e) Three day/night doubleheaders -- May 20 vs. New York (sweep), August 13 vs. Chicago (Cubs sweep) and September 13 at New York (split) are not counted in total due to separate admission charges.

(f) Braves' split of July 21 day/night doubleheader at Washington is not counted in total due to separate admission charges.

(g) Three day/night doubleheaders -- April 23 at Colorado (sweep), June 18 vs. New York (Mets sweep) and Sept. 17 at Washington (Nationals sweep) are not counted in total due to separate admission charges.

(h) Braves' sweep of June 28 day/night doubleheader at Philadelphia is not counted in total due to separate admission charges.

(i) Two day/night doubleheaders -- June 10 vs. New York (Mets sweep) and Sept. 6 vs. Texas (split) are not counted in total due to separate admission charges.

(j) Three day/night doubleheaders -- May 28 vs. New York (split), August 7 at Washington (split) and 8/13 vs. Miami (Braves sweep) are not counted in total due to separate admission charges.

ATLANTA BRAVES BEST RECORD – BY GAME

Game			Game			Game		
No.	Record	Year	No.	Record	Year	No.	Record	Year
10	10-0	1982	61	42-19	1998, '03	112	74-38	1998, '02
11	11-0	1982	62	43-19	1998	113	75-38	1998
12	12-0	1982	63	44-19	1998	114	75-39	1998, '02, '03
13	13-0	1982	64	45-19	1998	115	76-39	1998, '02, '03
14	13-1	1982, '94	65	45-20	1998	116	77-39	1998
15	13-2	1982, '94	66	45-21	1998, '03	117	78-39	1998
16	13-3	1982, '83, '94, '97	67	45-22	1998, '03	118	79-39	1998
17	13-4	1982, '83, '94, '97	68	46-22	1998	119	79-40	1998
18	14-4	1997	69	47-22	1998	120	79-41	1998, '02
19	14-5	1982, '83, '94, '97	70	48-22	1998	121	80-41	1998
20	15-5	1982, '83, '97	71	49-22	1998	122	81-41	1998
21	16-5	1982, '83, '97	72	49-23	1998	123	82-41	1998
22	17-5	1997	73	49-24	1998	124	82-42	1998
23	18-5	1997	74	50-24	1998	125	83-42	1998
24	18-6	1982, '97, '00	75	50-25	1998	126	83-43	1998
25	19-6	1997, '00	76	50-26	1998	127	83-44	1998
26	20-6	1997, '00	77	51-26	1998	128	84-44	1998
27	20-7	1997, '00	78	51-27	1998	129	85-44	1998
28	21-7	2000	79	51-28	1997, '98, '03	130	86-44	1998
29	21-8	1997, '00	80	52-28	1997	131	87-44	1998
30	22-8	1997	81	52-29	1995, '97, '98	132	87-45	1998
31	22-9	1997	82	53-29	1995, '97, '98	133	88-45	1998
32	23-9	1997	83	54-29	1997, '98	134	89-45	1998
33	23-10	1969, '97, '98	84	55-29	1997, '98	135	89-46	1998
34	24-10	1969, '98	85	56-29	1997, '98	136	90-46	1998
35	24-11	1969, '97, '98	86	57-29	1997, '98	137	90-47	1998
36	25-11	1969, '97, '98	87	58-29	1998	138	90-48	1998
37	26-11	1997, '98	88	59-29	1998	139	91-48	1998
38	27-11	1998	89	60-29	1998	140	91-49	1998
39	28-11	1998	90	60-30	1998	141	91-50	1998
40	29-11	1998	91	60-31	1998, '03	142	91-51	1998, '02
41	30-11	1998	92	60-32	1998, '03	143	92-51	1998, '02
42	31-11	1998	93	61-32	1998, '03	144	92-52	1998, '02
43	31-12	1998	94	62-32	1998, '03	145	92-53	1993, '98, '02
44	31-13	1997, '98, '03	95	63-32	1998, '03	146	93-53	1993, '02
45	32-13	1997, '98	96	64-32	1998, '03	147	94-53	1993, '02
46	33-13	1997, '98	97	65-32	2003	148	95-53	1993
47	34-13	1998	98	65-33	1998, '03	149	95-54	1993, '98, '02
48	35-13	1998	99	66-33	2003	150	96-54	1993
49	35-14	1998	100	66-34	2003	151	97-54	1993
50	36-14	1998	101	67-34	2003	152	97-55	1993, '98
51	37-14	1998	102	67-35	1998, '03	153	98-55	1993, '98
52	38-14	1998	103	68-35	1998, '03	154	99-55	1998
53	39-14	1998	104	68-36	1998, '03	155	99-56	1993, '98
54	39-15	1998	105	69-36	1998, '03	156	100-56	1993, '98
55	39-16	1998	106	70-36	1998, '03	157	101-56	1998
56	39-17	1998	107	70-37	1998, '03	158	102-56	1998
57	39-18	1998	108	71-37	1998, '03	159	103-56	1998
58	40-18	1998	109	72-37	1998, '03	160	104-56	1998
59	41-18	1998	110	73-37	2003	161	105-56	1998
60	42-18	1998	111	73-38	1998, '02, '03	162	106-56	1998

ATLANTA BRAVES WORST RECORD – BY GAME

Game			Game			Game		
No.	Record	Year	No.	Record	Year	No.	Record	Year
10	0-10	1988	61	18-43	2016	112	38-74	1988
11	1-10	1988	62	18-44	2016	113	38-75	1988
12	2-10	1988	63	18-45	2016	114	39-75	1988
13	2-11	1988	64	18-46	2016	115	40-75	1988
14	2-12	1988	65	19-46	2016	116	40-76	1988
15	2-13	1988	66	20-46	2016	117	40-77	1988
16	3-13	1988	67	21-46	2016	118	41-77	1988
17	3-14	1988	68	22-46	2016	119	41-78	1988
18	3-15	1988	69	23-46	2016	120	41-79	1988
19	3-16	1988	70	24-46	2016	121	41-80	1988
20	4-16	1988, 2016	71	24-47	2016	122	41-81	1988
21	4-17	2016	72	25-47	2016	123	42-81	1988
22	5-17	1988, 2016	73	25-48	2016	124	43-81	1977, '88
23	5-18	2016	74	25-49	2016	125	43-82	1988
24	6-18	1988, 2016	75	26-49	1988, 2016	126	43-83	1988
25	6-19	1988, 2016	76	26-50	1988, 2016	127	43-84	1988
26	7-19	1988, 2016	77	26-51	2016	128	44-84	1988
27	7-20	1988, 2016	78	26-52	2016	129	44-85	1988
28	7-21	2016	79	27-52	2016	130	45-85	1988
29	7-22	2016	80	27-53	2016	131	45-86	1988
30	7-23	2016	81	28-53	2016	132	45-87	1988
31	7-24	2016	82	28-54	2016	133	45-88	1988
32	8-24	2016	83	28-55	2016	134	46-88	1988
33	8-25	2016	84	28-56	2016	135	46-89	1988
34	8-26	2016	85	28-57	2016	136	47-89	1988
35	9-26	2016	86	29-57	2016	137	48-89	1988
36	9-27	2016	87	30-57	2016	138	48-90	1988
37	9-28	2016	88	30-58	2016	139	49-90	1988
38	9-29	2016	89	31-58	2016	140	49-91	1988
39	10-29	2016	90	31-59	2016	141	49-92	1988
40	10-30	2016	91	31-60	2016	142	49-93	1988
41	11-30	2016	92	32-60	1988, 2016	143	49-94	1988
42	12-30	2016	93	32-61	1988, 2016	144	49-95	1988
43	12-31	2016	94	32-62	1988	145	49-96	1988
44	12-32	2016	95	33-62	1988, 2016	146	50-96	1988
45	12-33	2016	96	33-63	2016	147	51-96	1988
46	12-34	2016	97	33-64	2016	148	52-96	1988
47	13-34	2016	98	33-65	2016	149	52-97	1988
48	14-34	2016	99	33-66	2016	150	52-98	1988
49	14-35	2016	100	34-66	2016	151	52-99	1988
50	15-35	2016	101	35-66	1988, 2016	152	52-100	1988
51	15-36	2016	102	35-67	1988, 2016	153	52-101	1988
52	16-36	2016	103	35-68	1988	154	52-102	1988
53	16-37	2016	104	35-69	1988	155	52-103	1988
54	16-38	2016	105	35-70	1988	156	53-103	1988
55	16-39	2016	106	35-71	1988	157	53-104	1988
56	16-40	2016	107	36-71	1988	158	53-105	1988
57	16-41	2016	108	37-71	1988	159	54-105	1988
58	16-42	2016	109	38-71	1988	160	54-106	1988
59	17-42	2016	110	38-72	1988	161	60-101	1977
60	18-42	2016	111	38-73	1988	162	61-101	1977

ATLANTA BRAVES MONTHLY RECORDS

Year		March/April W-L	May W-L	June W-L	July W-L	August W-L	Sept/Oct W-L	Pre All-Star W-L	Post All-Star W-L	Totals
1966	H	4-4	5-9	9-12	6-4	7-4	12-5	18-25	25-13	43-38
	A	6-4	5-10	5-5	8-8	8-8	10-4	23-22	19-17	42-39
	T	10-8	10-19	14-17	14-12	15-12	22-9	41-47	44-30	85-77
1967	H	8-2	9-5	8-5	9-5	8-4	6-12	28-13	20-20	48-33
	A	1-5	4-9	7-10	6-6	7-13	4-9	14-26	15-26	29-52
	T	9-7	13-14	15-15	15-11	15-17	10-21	42-39	35-46	77-85
1968	H	5-4	8-8	8-6	9-7	5-10	6-5	23-20	18-20	41-40
	A	3-6	9-3	6-9	7-8	8-8	7-7	20-20	20-21	40-41
	T	8-10	17-11	14-15	16-15	13-18	13-12	43-40	38-41	81-81
1969	H	9-1	8-6	12-8	7-3	3-10	11-3	34-16	16-15	50-31
	A	5-6	6-3	4-6	9-13	10-6	9-4	22-26	21-12	43-38
	T	14-7	14-9	16-14	16-16	13-16	20-7	56-42	37-27	93-69
1970	H	3-6	11-2	5-7	9-10	8-4	6-10	24-22	18-17	42-39
	A	7-5	6-6	5-9	4-8	7-10	5-8	18-22	16-25	34-47
	T	10-11	17-8	10-16	13-18	15-14	11-19	42-44	34-42	76-86
1971	H	4-9	7-2	10-7	9-4	8-10	5-7	23-19	20-20	43-39
	A	6-2	5-15	6-10	10-4	5-5	7-5	21-29	18-12	39-41
	T	10-11	12-17	16-17	19-8	13-15	12-12	44-48	38-32	82-80
1972	H	3-6	6-4	4-4	4-8	6-10	6-9	20-19	16-22	36-41
	A	4-2	5-10	9-10	11-6	5-9	7-3	22-30	12-13	34-43
	T	7-8	11-14	13-14	15-14	11-19	13-12	42-49	28-35	70-84
1973	H	4-5	4-6-1	10-5	7-13	8-5	7-6	25-27-1	15-13	40-40-1
	A	3-8	6-11	6-10	8-4	9-3	4-9	20-30	16-15	36-45
	T	7-13	10-17-1	16-15	15-17	17-8	11-15	45-57-1	31-28	76-85-1
1974	H	9-6	5-4	9-5	6-11	9-3	8-6	25-24	21-11	46-35
	A	2-6	10-6	7-8	6-5	10-6	7-8	25-25	17-14	42-39
	T	11-12	15-10	16-13	12-16	19-9	15-14	50-49	38-25	88-74
1975	H	6-4	7-4	4-9	9-10	6-9	5-7	23-22	14-21	37-43
	A	6-8	3-11	7-7	5-6	6-9	3-10	17-27	13-24	30-51
	T	12-12	10-15	11-16	14-16	12-18	8-17	40-49	27-45	67-94
1976	H	4-3	2-13	8-5	6-7	8-8	6-11	18-24	16-23	34-47
	A	4-6	6-8	10-6	6-8	5-9	5-8	22-21	14-24	36-45
	T	8-9	8-21	18-11	12-15	13-17	11-19	40-45	30-47	70-92
1977	H	6-6	5-7	10-8	5-4	9-8	5-8	22-23	18-18	40-41
	A	2-6	4-13	1-7	4-14	2-11	8-9	12-34	9-26	21-60
	T	8-12	9-20	11-15	9-18	11-19	13-17	34-57	27-44	61-101
1978	H	4-7	8-5	7-5	10-7	6-9	4-9	23-19	16-23	39-42
	A	2-7	4-8	6-11	7-6	5-8	6-11	14-28	16-23	30-51
	T	6-14	12-13	13-16	17-13	11-17	10-20	37-47	32-45	69-93
1979	H	4-7	6-7	7-6	8-10	3-6	6-9	24-26	10-19	34-45
	A	3-6	5-11	6-10	4-7	7-10	7-5	15-27	17-22	32-49
	T	7-13	11-18	13-16	12-17	10-16	13-14	39-53	27-41	66-94
1980	H	6-4	7-4	7-6	11-7	9-4	10-5	25-15	25-15	50-30
	A	0-7	4-11	8-7	3-8	10-7	6-10	12-25	19-25	31-50
	T	6-11	11-15	15-14	14-15	19-11	16-15	37-40	44-40	81-80
1981	H	3-6	7-7-1	1-2	Strike	4-4	7-8	11-15-1	11-12	22-27-1
	A	6-4	6-6	2-4	Strike	8-5	6-10	14-14	14-15	28-29
	T	9-10	13-13-1	3-6	Strike	12-9	13-18	25-29-1	25-27	50-56-1
1982	H	8-5	5-7	6-6	10-7	7-7	6-7	25-22	17-17	42-39
	A	8-0	6-8	12-3	6-4	6-11	9-8	26-11	21-23	47-34
	T	16-5	11-15	18-9	16-11	13-18	15-15	51-33	38-40	89-73
1983	H	10-1	8-6	8-6	10-4	3-8	7-9	29-14	17-20	46-34
	A	4-4	8-6	8-7	8-7	9-8	5-8	20-17	22-23	42-40
	T	14-5	16-12	16-13	18-11	12-16	12-17	49-31	39-43	88-74

ATLANTA BRAVES MONTHLY RECORDS

Year		March/April W-L	May W-L	June W-L	July W-L	August W-L	Sept/Oct W-L	Pre All-Star W-L	Post All-Star W-L	Totals
1984	H	5-8	8-3	7-7	4-8	7-10	7-7	21-10	17-23	38-43
	A	4-4	9-8	10-5	8-8	4-7	7-7	25-21	17-18	42-39
	T	9-12	17-11	17-12	12-16	11-17	14-14	46-41	34-41	80-82
1985	H	3-6	8-8	7-7	6-7	5-9	3-12	23-27	9-22	32-49
	A	6-4	2-8	7-7	5-8	6-8	8-12	16-20	18-27	34-47
	T	9-10	10-16	14-14	11-15	11-17	11-24	39-47	27-49	66-96
1986	H	4-8	8-2	8-6	4-8	7-6	10-10	22-20	19-20	41-40
	A	3-4	10-8	6-8	3-11	8-7	1-11	20-26	11-23	31-49
	T	7-12	18-10	14-14	7-19	15-13	11-20	42-46	30-43	72-89
1987	H	4-5	9-6	7-8	6-8	7-4	9-8	24-25	18-14	42-39
	A	5-7	7-6	4-8	3-9	4-13	4-10	17-21	10-32	27-53
	T	9-12	16-12	11-16	9-17	11-17	13-18	41-46	28-46	69-92
1988	H	1-11	5-6	6-8	5-9	5-9	6-8	15-28	13-23	28-51
	A	2-5	7-8	4-10	4-11	5-10	3-10	15-26	11-29	26-55
	T	3-16	12-14	10-18	9-20	10-19	9-18	30-54	24-52	54-106
1989	H	5-4	8-8	4-9	8-10	3-6	5-9	20-25	13-21	33-46
	A	5-11	4-6-1	6-8	3-6	7-12	5-8	16-26-1	14-25	30-51-1
	T	10-15	12-14-1	10-17	11-16	10-18	10-17	36-51-1	27-46	63-97-1
1990	H	3-8	7-5	6-7	6-9	7-9	8-6	17-23	20-21	37-44
	A	1-5	6-9	7-8	4-10	4-10	6-11	16-24	12-29	28-53
	T	4-13	13-14	13-15	10-19	11-19	14-17	33-47	32-50	65-97
1991	H	2-6	8-6	7-8	11-3	11-6	9-4	18-22	30-11	48-33
	A	6-4	9-3	5-9	5-7	8-5	13-7	21-18	25-17	46-35
	T	8-10	17-9	12-17	16-10	19-11	22-11	39-40	55-28	94-68
1992	H	7-3	5-7	13-2	6-6	8-6	12-6	28-15	23-15	51-30
	A	4-8	7-9	6-4	10-3	11-4	9-6	21-22	26-12	47-34
	T	11-11	12-16	19-6	16-9	19-10	21-12	49-37	49-27	98-64
1993	H	5-7	7-5	10-5	9-3	7-6	13-4	26-18	25-12	51-30
	A	7-6	10-5	5-6	10-6	12-1	9-4	24-21	29-7	53-28
	T	12-13	17-10	15-11	19-9	19-7	22-8	50-39	54-19	104-58
1994	H	4-5	8-6	11-5	8-8	-	Strike	25-20	6-4	31-24
	A	11-3	8-4	6-5	6-6	6-4	Strike	27-13	10-9	37-22
	T	15-8	16-10	17-10	14-14	6-4	Strike	52-33	16-13	68-46
1995	H	2-0	7-7	8-8	10-2	9-6	8-5	23-15	21-13	44-28
	A	2-1	9-5	7-4	10-5	10-4	8-7	21-10	25-16	46-26
	T	4-1	16-12	15-12	20-7	19-10	16-12	44-25	46-29	90-54
1996	H	8-6	12-3	11-6	7-3	10-5	8-2	33-17	23-8	56-25
	A	8-5	7-3	4-7	8-8	9-5	4-13	21-16	19-25	40-41
	T	16-11	19-6	15-13	15-11	19-10	12-15	54-33	42-33	96-66
1997	H	12-2	8-6	5-5	9-6	8-6	8-6	25-13	25-18	50-31
	A	7-4	9-5	11-7	8-5	8-5	8-4	32-17	19-13	51-30
	T	19-6	17-11	16-12	17-11	16-11	16-10	57-30	44-31	101-61
1998	H	10-4	15-4	7-7	6-4	9-4	9-2	35-15	21-10	56-25
	A	8-5	6-5	8-4	12-5	9-6	7-6	24-14	26-17	50-31
	T	18-9	21-9	15-11	18-9	18-10	16-8	59-29	47-27	106-56
1999	H	7-4	10-6	7-5	8-4	11-1	11-4	29-17	27-8	56-25
	A	8-3	6-7	9-6	8-8	10-6	8-5	26-17	21-17	47-34
	T	15-7	16-13	16-11	16-12	21-7	19-9	55-34	48-25	103-59
2000	H	13-2	6-3	8-7	8-5	7-7	9-6	28-15	23-15	51-30
	A	5-4	11-7	5-8	9-4	7-8	7-6	24-21	20-16	44-37
	T	18-6	17-10	13-15	17-9	14-15	16-12	52-36	43-31	95-67
2001	H	5-4	11-7	4-6	8-8	5-12	7-4	22-19	18-22	40-41
	A	7-10	3-5	15-3	7-3	7-4	9-8	27-19	21-14	48-33
	T	12-14	14-12	19-9	15-11	12-16	16-12	49-38	39-36	88-74

FRONT OFFICE

MANAGER & STAFF

PLAYER BIOS

SEASON IN REVIEW

PLAYER DEVELOPMENT

BRAVES HISTORY

OPPONENTS

MISCELLANEOUS

ATLANTA BRAVES MONTHLY RECORDS

FRONT OFFICE

MANAGER & STAFF

PLAYER BIOS

SEASON IN REVIEW

PLAYER DEVELOPMENT

BRAVES HISTORY

OPPONENTS

MISCELLANEOUS

Year		March/April W-L	May W-L	June W-L	July W-L	August W-L	Sept/Oct W-L	Pre All-Star W-L	Post All-Star W-L	Totals
2002	H	8-8	8-5	10-2	10-4	7-3-1	9-6	31-17	21-11-1	52-28-1
	A	4-7	10-5	11-3	8-4	9-8	7-4	25-15	24-16	49-31
	T	12-15	18-10	21-5	18-8	16-11-1	16-10	56-32	45-27-1	101-59-1
2003	H	10-6	9-3	8-3	11-4	8-5	9-5	30-13	25-13	55-26
	A	7-4	11-5	6-8	9-4	8-7	5-7	31-19	15-16	46-35
	T	17-10	20-8	14-11	20-8	16-12	14-12	61-32	40-29	101-61
2004	H	6-3	6-7	7-8	10-4	10-4	10-6	22-19	27-13	49-32
	A	5-7	8-8	5-7	10-2	10-4	9-6	23-23	24-11	47-34
	T	11-10	14-15	12-15	20-6	20-8	19-12	45-42	51-24	96-66
2005	H	7-4	10-3	7-5	11-2	7-9	11-5	29-14	24-14	53-28
	A	7-6	4-10	8-8	7-6	7-5	4-9	21-25	16-19	37-44
	T	14-10	14-13	15-13	18-8	14-14	15-14	50-39	40-33	90-72
2006	H	4-5	9-3	2-12	7-8	8-7	10-6	21-23	19-18	40-41
	A	6-9	9-8	4-9	7-2	7-6	6-8	19-26	20-16	39-42
	T	10-14	18-11	6-21	14-10	15-13	16-14	40-49	39-34	79-83
2007	H	7-4	8-7	7-10	6-5	6-6	10-5	22-21	22-16	44-37
	A	9-5	6-7	6-5	7-8	7-9	5-7	25-21	15-20	40-41
	T	16-9	14-14	13-15	13-13	13-15	15-12	47-42	37-36	84-78
2008	H	8-4	14-3	6-7	4-9	4-9	7-6	30-18	13-20	43-38
	A	4-11	3-9	5-9	6-6	5-11	6-6	15-32	14-20	29-52
	T	12-15	17-12	11-16	10-15	9-20	13-12	45-50	27-40	72-90
2009	H	4-5	7-7	8-9	8-3	8-6	5-11	21-21	19-20	40-41
	A	6-6	8-7	3-6	8-8	9-5	12-3	22-24	24-11	46-35
	T	10-11	15-14	11-15	16-11	17-11	17-14	43-45	43-31	86-76
2010	H	6-4	11-2	11-3	6-4	14-5	8-7	30-10	26-15	56-25
	A	3-10	9-6	6-8	7-7	4-6	6-9	23-26	13-20	35-46
	T	9-14	20-8	17-11	13-11	18-11	14-16	53-36	39-35	91-71
2011	H	4-7	12-6	6-4	13-5	8-4	5-8	28-18	19-16	47-34
	A	8-9	5-5	11-5	5-6	9-5	4-10	26-20	16-19	42-39
	T	12-15	17-11	17-9	16-11	17-9	9-18	54-38	35-35	89-73
2012	H	7-3	5-8	6-8	11-5	7-6	12-3	20-22	28-11	48-33
	A	7-6	9-7	7-4	7-3	8-8	8-7	26-17	20-18	46-35
	T	14-9	14-15	13-12	18-8	15-14	20-10	46-39	48-29	94-68
2013	H	8-2	8-5	12-4	9-4	12-3	7-7	31-15	25-10	56-25
	A	9-7	7-8	4-8	6-7	8-4	6-7	23-26	17-15	40-41
	T	17-9	15-13	16-12	15-11	20-7	13-14	54-41	42-25	96-66
2014	H	9-3	9-9	3-6	10-6	8-5	3-10	25-19	17-20	42-39
	A	8-6	4-7	12-7	3-7	6-9	4-8	27-24	10-20	37-44
	T	17-9	13-16	15-13	13-13	14-14	7-18	52-43	27-40	79-83
2015	H	4-6	8-4	7-6	7-4	7-10	9-9	23-17	19-22	42-39
	A	6-6	7-9	4-10	3-12	1-10	4-9	19-30	6-26	25-56
	T	10-12	15-13	11-16	10-16	8-20	13-18	42-47	25-48	67-95
2016	H	1-12	4-10	7-10	4-6	5-6	10-6	13-34	18-16	31-50
	A	4-6	6-8	5-6	6-10	8-9	8-4	18-24	19-19	37-43
	T	5-18	10-18	12-16	10-16	13-15	18-10	31-58	37-35	68-93
2017	H	4-3	6-9	10-8	3-5	6-11	8-8	20-22	17-22	37-44
	A	6-10	6-7	6-4	7-10	5-6	5-9	22-23	13-23	35-46
	T	10-13	12-16	16-12	10-15	11-17	13-17	42-45	30-45	72-90
2018	H	8-4	6-7	9-6	5-6	7-8	8-7	25-20	18-18	43-38
	A	8-7	11-5	5-5	5-7	10-5	8-5	27-22	20-12	47-34
	T	16-11	17-12	14-11	10-13	17-13	16-12	52-42	38-30	90-72
2019	H	9-9	5-6	10-2	6-6	11-4	9-4	28-19	22-12	50-31
	A	5-6	11-6	10-6	8-4	8-5	5-7	26-18	21-16	47-34
	T	14-15	16-12	20-8	14-10	19-9	14-11	54-37	43-28	97-65
2020	H	-	-	-	3-0	9-4	7-7	-	-	19-11
	A	-	-	-	2-3	6-7	8-4	-	-	16-14
	T	-	-	-	5-3	15-11	15-11	-	-	35-25

ATLANTA BRAVES YEAR-BY-YEAR ATTENDANCE

Year	HOME			ROAD		
	Attendance	Dates	Average	Attendance	Dates	Average
1966	1,539,801	76	20,260	1,398,368	77	18,160
1967	1,389,222	80	17,365	1,226,510	72	17,035
1968	1,126,540	80	14,081	1,121,620	72	15,578
1969	1,458,320	74	19,707	1,346,487	74	18,196
1970	1,078,848	74	14,579	1,352,365	74	18,275
1971	1,006,320	76	13,241	1,456,512	75	19,420
1972	752,973	68	11,073	1,396,486	71	19,669
1973	800,655	68	11,774	1,546,201	77	20,081
1974	981,085	75	13,081	1,685,587	76	22,179
1975	534,672	73	7,324	1,375,545	77	17,862
1976	818,179	71	11,524	1,197,982	75	15,973
1977	872,464	80	10,906	1,383,686	76	18,206
1978	904,494	75	12,060	1,594,956	76	20,986
1979	769,465	75	10,260	1,636,611	76	21,534
1980	1,048,411	77	13,616	1,544,747	78	19,804
1981*	535,418	49	10,297	1,152,852	56	20,587
1982	1,801,985	78	23,102	1,985,595	79	25,134
1983	2,119,935	77	27,532	1,855,533	78	23,789
1984	1,724,892	79	21,834	1,635,406	77	21,239
1985	1,350,137	79	17,090	1,658,044	79	20,988
1986	1,387,181	80	17,340	1,840,076	79	23,292
1987	1,217,402	80	15,218	1,911,559	79	24,197
1988	848,089	76	11,159	1,819,007	77	23,623
1989	984,930	77	12,791	1,936,802	78	24,831
1990	980,129	76	12,896	1,854,478	78	23,775
1991	2,140,217	79	27,091	1,927,285	80	24,091
1992	3,077,400	80	38,468	2,130,793	79	26,972
1993	3,884,720#	81	47,960	2,944,157	81	36,348
1994*	2,539,240	54	47,023	2,201,468	57	38,622
1995*	2,561,831	72	35,581	2,021,878	72	28,082
1996	2,901,242	81	35,818	2,417,089	81	30,596
1997	3,464,488	81	42,771	2,353,270	80	29,416
1998	3,361,350	81	41,498	2,699,383	81	33,326
1999	3,284,897	81	40,554	2,479,058	81	30,988
2000	3,234,301	81	39,930	2,533,903	81	31,674
2001	2,823,494	81	34,858	2,303,545	80	28,794
2002	2,603,482	81	32,142	2,121,286	79	26,852
2003	2,401,084	79	30,393	2,293,054	81	28,309
2004	2,322,565	79	29,400	2,400,007	80	30,000
2005	2,521,527	80	31,519	2,653,372	81	32,758
2006	2,550,524	80	31,882	2,412,534	79	30,538
2007	2,745,210	81	33,891	2,739,674	81	33,823
2008	2,532,834	81	31,270	2,694,281	79	34,105
2009	2,373,631	81	29,304	2,560,615	81	31,613
2010	2,510,119	81	30,989	2,527,550	81	31,204
2011	2,372,940	79	30,037	2,487,412	80	31,093
2012	2,420,171	81	29,879	2,586,832	81	31,936
2013	2,548,679	81	31,465	2,498,497	81	30,846
2014	2,354,305	81	29,065	2,495,133	81	25,025
2015	2,001,392	80	25,017	2,405,662	81	29,700
2016	2,020,914	81	24,950	2,242,131	80	28,027
2017	2,505,252	81	30,929	2,309,180	79	29,230
2018	2,555,781	81	31,553	2,253,950	81	27,827
2019	2,655,100	81	32,779	2,306,381	80	28,830
2020!	-	28	-	-	29	-
Totals	105,363,341	4,165	25,297	109,052,141	4,183	26,070

Note: Since 1993, totals are tickets sold;

* Strike Season; ! No attendance due to COVID-19 pandemic

Franchise record

BRAVES ATTENDANCE RECORDS

TEN LARGEST ATLANTA REGULAR-SEASON HOME CROWDS

Date	Attendance	Opponent	Score
1. October 2, 2010	54,296xC	Philadelphia Phillies	0-7
2. July 21, 2007	53,953x	St. Louis Cardinals	14-6
3. July 28, 2006	53,943x	New York Mets	4-6
4. April 8, 1974	53,775*	Los Angeles Dodgers	7-4
5. April 5, 2010	53,081x	Chicago Cubs	16-5
6. October 3, 2010	52,613x	Philadelphia Phillies	8-7
7. July 4, 2005	52,274x	Chicago Cubs	4-0
8. August 9, 1966	52,270*	Los Angeles Dodgers	2-1
9. September 28, 2012	51,910x	New York Mets	1-3
10. July 3, 2004	51,831x	Boston Red Sox	1-6

x-Tickets Sold; *-at Fulton County Stadium; C-"Bobby Cox" Day

TEN SMALLEST ATLANTA REGULAR-SEASON HOME CROWDS

Date	Attendance	Opponent	Score
1. Sept. 8, 1975	737	Houston	6-9
2. Sept. 6, 1977	877	San Francisco	2-12
3. Sept. 14, 1976	970	Houston	3-4, 4-3
4. Sept. 24, 1974	1,045	San Francisco	7-6
5. Sept. 4, 1975	1,062	San Diego	2-1
6. Sept. 3, 1975	1,119	San Diego	9-10
7. Sept. 15, 1976	1,145	Houston	3-4
8. Sept. 5, 1978	1,192	San Diego	8-1
9. Sept. 28, 1976	1,306	San Francisco	1-4
10. Sept. 17, 1973	1,362	San Diego	7-0

HIGHEST BRAVES HOME ATTENDANCE VS. ALL CLUBS

Club	Date	Attendance	Score	Club	Date	Attendance	Score
Arizona	7/16/2003	49,127x	10-6	Baltimore	7/14/2001	50,069x	1-4
Chicago (NL)	4/5/2010	53,081x	16-5	Boston	7/3/2004	51,831x	1-6
Cincinnati	7/4/1977	50,595	5-4	Chicago (AL)	6/22/2002	47,276x	15-2
Colorado	8/4/2007	50,647x	6-4	Cleveland	6/19/2004	41,987x	4-0
Florida/Miami	9/24/2005	51,775x	6-1	Detroit	10/2/2016	51,220x	1-0
Houston	5/24/1994	49,402x	0-8	Kansas City	6/19/2010	39,109x	5-4
Los Angeles	4/8/1974	53,775	7-4	Los Angeles (AL)	6/14/2014	48,559x	6-11 (13)
Milwaukee	4/13/2012	50,635x	10-8	Minnesota	5/21/2013	28,663x	5-4 (10)
Mon./Wash.	7/27/1994	49,333x	4-1	New York (AL)	8/29/2015	49,243	1-3
New York (NL)	7/28/2006	53,943x	5-2	Oakland	8/16/2014	40,760x	4-3
Philadelphia	10/2/2010	54,296x	0-7	Seattle	6/21/08	47,158x	5-4
Pittsburgh	4/12/1966	50,671	2-3	Tampa Bay	6/7/1999	36,731x	9-5
St. Louis	7/21/2007	53,953x	14-6	Texas	6/18/2011	44,600x	4-5 (10)
San Diego	5/20/2000	49,653x	10-6	Toronto	6/27/1998	48,338x	2-0
San Francisco	6/22/1996	49,365x	6-0				

x-Tickets Sold

ATLANTA DETAILED ATTENDANCE HIGHS

Category	Date	Attendance	Opponent	Score
Season	1993	3,884,720*x	----	----
Game (Truist Park)	August 17, 2019	43,619	Los Angeles (N)	4-3
Game (Turner Field)	October 2, 2010	54,296x	Philadelphia	0-7
Game (Atlanta-Fulton County)	April 8, 1974	53,775	Los Angeles	7-4
Day Game	October 2, 2010	54,296x	Philadelphia	0-7
Night Game	July 21, 2007	53,953x	St. Louis	14-6
Day Doubleheader	July 18, 1971	46,489	San Francisco	4-5, 4-2
Tw-Night Doubleheader	July 4, 1972	50,597	Chicago Cubs	5-3, 3-3
Opening Day	April 5, 2010	53,081x	Chicago Cubs	16-5
Opening Night	April 8, 1974	53,775	Los Angeles	7-4
Four-Game Series	July 18-21, 1997	196,211x	Los Angeles	----
Three-Game Series	October 1-3, 2010	158,048x	Philadelphia	----
Two-Game Series	June 24-25, 1998	98,032x	New York (A)	----
World Series Game	Oct. 23 & 24, 1996	51,881x	New York (A)	6-8, 0-1
Championship Series Game	Oct. 10, 1982	52,173	St. Louis	2-6
Division Series Game	October 5, 2003	54,357x	Chicago	1-5
Wild Card Game	October 5, 2012	52,631x	St. Louis	3-6
All-Star Game	July 25, 1972	53,107	----	NL 4, AL 3
vs. One Club, Season	1983	409,137#	Los Angeles	----
Memorial Day	May 31, 1993	45,850x	San Diego	2-1
Independence Day	July 4, 2005	52,274x	Chicago Cubs	4-0
Labor Day	September 6, 1999	41,678	St. Louis	4-1
Weeknight	April 8, 1974, (Monday)	53,775	Los Angeles	7-4
Saturday	October 2, 2010	54,296x	Philadelphia	0-7
Sunday	October 3, 2010	52,613x	Philadelphia	8-7

* 81 dates; # 9 dates; x Tickets Sold



A Truist Park record 43,619 fans watch the Braves beat the Dodgers, 4-3, on Aug. 17, 2019.

ATLANTA-FULTON COUNTY STADIUM (1966-96)

Atlanta-Fulton County Stadium was home to the Braves from the 1966 season through the 1996 season. The club broke ground on April 15, 1964, and the first game was played on April 9, 1965, when Milwaukee defeated Detroit, 6-3, in an exhibition game before the 1965 regular season. The first regular-season game was played April 12, 1966, vs. Pittsburgh, and the final regular-season contest was played September 23, 1996, vs. Montreal. The final game took place on October 24, 1996, when New York defeated Atlanta, 1-0, in Game 5 of the World Series. The approximate cost of the stadium was \$18 million. The park was completed in 20 months, eight for design and 12 for construction. The architects were two Atlanta firms: Heery and Heery and Finch, Alexander, Barnes, Rothschild and Paschal. The general contractor was the Thompson and Street Company of Charlotte, NC, and Atlanta. The stadium dimensions were 330' down each line, 402' in centerfield and 385' to the power alleys. The stadium wall was 10' and the ballpark had a capacity of 52,769 for baseball. The stadium was also used by the NFL's Atlanta Falcons until the club moved into the Georgia Dome in 1992 and was used as the baseball venue for the 1996 Olympic Games.

FULTON COUNTY HOME RUNS

UPPER LEVEL HOMERS

Date	Player, Club	Pitcher, Club
6/10/69	Willie Smith, CHI	Ron Reed, ATL
6/22/69	Willie McCovey, SF	Gary Neibauer, ATL
4/13/70	Hank Aaron, ATL	Frank Reberger, SF
9/10/71	Earl Williams, ATL	Gaylord Perry, SF

CLUB LEVEL HOMERS

6/20/66	Joe Torre, ATL	Chris Short, PHI
9/7/68	Jim Wynn, HOU	Phil Niekro, ATL
9/11/69	Willie McCovey, SF	Ron Reed, ATL
8/21/73	Mike Lum, ATL	Rick Wise, PHI
8/20/80	Cliff Johnson, CHI	Larry McWilliams, ATL
8/30/90	Ron Gant, ATL	Omar Olivares, STL
7/29/92	Jeff Bagwell, HOU	Tom Glavine, ATL
5/10/94	Pete Incaviglia, PHI	Steve Bedrosian, ATL
8/10/96	Fred McGriff, ATL	Curtis Leskanic, COL

ATLANTA-FULTON COUNTY STADIUM FIRSTS

Ground Breaking: April 15, 1964

Construction Finished: April 9, 1965

First Game: April 12, 1966

First Batter: Matty Alou, Pittsburgh

First Hit: Gene Alley, Pittsburgh

First Home Run: Joe Torre, Atlanta

First Braves Batter: Felipe Alou

First Hit by a Brave: Rico Carty

First Braves Stolen Base: Hank Aaron

First Braves Error: Denis Menke

ATLANTA-FULTON COUNTY STADIUM LASTS*

Last Game: September 23, 1996
Atlanta 3 - Montreal 1

Attendance: 49,083 TOG: 2:22

Last Batter: Moises Alou, Montreal

Last Hit: David Segui, Montreal

Last Hit by a Brave: Ryan Klesko

Last Stolen Base: Luis Polonia, Atlanta

Last Braves Error: Jermaine Dye, 9/22/96

Last HR by a Brave: Marquis Grissom, 9/22/96

Winning Pitcher: Greg Maddux


*Last regular-season game



A look down at Atlanta-Fulton County Stadium. Photo by Joe Sebo

TURNER FIELD (1997-2016)

Originally built to serve as the heart of the 1996 Summer Olympics, Turner Field became the home of the Braves in 1997. The team played there through the 2016 season, going 951-667 (.588) in the regular season at the park, while winning 10 NL East titles. The park sits between Ralph David Abernathy Boulevard to the north, Hank Aaron Drive to the east, Bill Lucas Drive to the south and Pollard Boulevard to the west. The \$209-million stadium began construction in 1993 and opened three years later as Centennial Olympic Stadium. The 85,000-seat structure served as the centerpiece of the 1996 Summer Olympics, housing the opening and closing ceremonies, along with track and field events. After the completion of the Paralympic Games in August, the stadium was retrofitted into a baseball only, open-air, natural grass facility over the course of seven months from September until April of 1997. Much of the north end of the stadium was taken out to install the outfield walls, while Entry Plaza, the main entrance to Turner Field, was built after 35,000 seats and part of the track-and-field complex were removed. The Braves played their first game at Turner Field on April 4, 1997, beating the Chicago Cubs, 5-4. The club drew 3,464,488 fans in their first season, the second-highest single-season total in franchise history. Over their 20 seasons at the ballpark, the Braves welcomed 52,439,513 regular season fans to Turner Field, while surpassing two million fans in every year. The Braves beat the Detroit Tigers, 1-0, in Turner Field's final game on October 2, 2016. The club moved their offices out of the ballpark in December of that year, with Georgia State University taking control after purchasing the stadium for \$22.8 million.



TURNER FIELD FIRSTS

First Game: April 4, 1997 vs. Chicago Cubs
Attendance: 45,044 (first sellout)
TOG: 2:54 **Score:** 5-4, Braves
WP: Brad Clontz **LP:** Terry Adams
Save: Mark Wohlers
First Pitch: by Denny Neagle, 7:47 p.m.
First Batter: Brian McRae, Chicago
First Braves Batter: Kenny Lofton
First Hit: Chipper Jones (single)
First Double: Javy Lopez
First Triple: Brian McRae, Chicago
First Home Run: Michael Tucker
First RBI: Michael Tucker
First Run Scored: Michael Tucker
First Braves Stolen Base: Chipper Jones
First Braves Error: Fred McGriff
First Strikeout: Mark Lemke
First Walk: Chipper Jones
First Intentional Walk: Sammy Sosa, Chicago

TURNER FIELD LASTS

Last Game: October 2, 2016 vs. Detroit Tigers
Attendance: 51,220 (last sellout)
TOG: 2:47 **Score:** 1-0, Braves
WP: Julio Teheran **LP:** Justin Verlander
Save: Jim Johnson
Last Pitch: by Jim Johnson, 6:00 p.m.
Last Batter: Justin Upton, Detroit (strikeout)
Last Braves Batter: Freddie Freeman (strikeout)
Last Hit: Miguel Cabrera, Detroit (single)
Last Braves Hit: Adonis Garcia (single)
Last Double: Jose Iglesias, Detroit
Last Triple: Rio Ruiz (September 28)
Last Home Run: Justin Upton, Detroit (October 1)
Last RBI: Freddie Freeman
Last Run Scored: Ender Inciarte
Last Stolen Base: Adonis Garcia
Last Error: James McCann, Detroit
Last Strikeout: Justin Upton
Last Walk: Nick Markakis
Last Intentional Walk: Nick Markakis

ATLANTA BRAVES OPENING DAY RESULTS

FULTON COUNTY STADIUM ERA

Year	Date	Home/ Away	Opponent	Result	Pitchers of Record	
					Braves	Opponent
1966	4/12	H	Pittsburgh	L, 2-3 (13)	Cloninger	Schwall
1967	4/11	A	Houston	L, 1-6	Kelley	Cuellar
	4/13	H*	San Francisco	L, 0-2	Cloninger	Perry
1968	4/10	A	St. Louis	L, 1-2	Jarvis	Washburn
	4/12	H*	Cincinnati	W, 4-3	Niekro	Tsitouris
1969	4/7	H	San Francisco	W, 5-4	Stone	Linzy
1970	4/7	A	San Diego	L, 3-8	Niekro	Dobson
	4/13	H*	San Francisco	W, 9-3	Jarvis	Reberger
1971	4/5	A	Cincinnati	W, 7-4	Upshaw	Granger
	4/9	H*	Pittsburgh	L, 2-8	Jarvis	Moose
1972	4/15	A	San Diego	L, 5-6	Niekro	Kirby
	4/17	H*	Los Angeles	L, 3-8	Stone	Singer
1973	4/6	H	Houston	L, 1-2 (13)	Upshaw	Gladding
1974	4/4	A	Cincinnati	L, 6-7 (11)	Capra	C. Carroll
	4/8	H*	Los Angeles	W, 7-4	Reed	Downing
1975	4/7	A	Houston	L, 2-6	Niekro	Dierker
	4/15	H*	Houston	W, 6-1	Niekro	Richard
1976	4/9	A	San Diego	L, 2-8	Morton	Jones
	4/13	H*	Cincinnati	L, 1-6	Torrealba	Norman
1977	4/8	A	Houston	L, 2-3 (11)	Johnson	Forsch
	4/15	H*	Houston	W, 4-3	Ruthven	Lemongello
1978	4/7	H	Los Angeles	L, 4-13	Niekro	Sutton
1979	4/6	A	Houston	L, 1-2	Niekro	Richard
	4/9	H*	Cincinnati	L, 4-9	M. Mahler	Seaver
1980	4/9	A	Cincinnati	L, 0-9	Niekro	Pastore
	4/17	H*	Cincinnati	L, 1-4	Niekro	Pastore
1981	4/10	H	Cincinnati	W, 5-3	Garber	Soto
1982	4/6	A	San Diego	W, 1-0	R. Mahler	Eichelberger
	4/9	H*	Houston	W, 6-2	Boggs	Sutton
1983	4/4	A	Cincinnati	L, 4-5	Bedrosian	Soto
	4/8	H*	San Diego	W, 4-2	Bedrosian	Chiffer
1984	4/3	H	Philadelphia	L, 0-5	Barker	Carlton
1985	4/9	A	Philadelphia	W, 6-0	R. Mahler	Carlton
	4/12	H*	San Diego	L, 3-7	Camp	Hawkins
1986	4/8	H	Montreal	W, 6-0	R. Mahler	B. Smith
1987	4/7	H	Philadelphia	W, 6-0	R. Mahler	Rawley
1988	4/5	H	Chicago	L, 9-10 (13)	Acker	Bielecki
1989	4/4	A	Houston	L, 3-10	Z. Smith	Scott
	4/7	H	Los Angeles	W, 6-1	Glavine	Valenzuela
1990	4/11	H	San Francisco	L, 0-8	Glavine	Reuschel
1991	4/10	H	Los Angeles	L, 4-6	Smoltz	Belcher
1992	4/7	A	Houston	W, 2-0	Glavine	Harnisch
	4/9	H*	San Francisco	L, 4-11	Leibrandt	Burba
1993	4/5	A	Chicago	W, 1-0	Maddux	Morgan
	4/8	H*	Los Angeles	W, 6-1	Glavine	Candiotti
1994	4/4	A	San Diego	W, 4-1	Maddux	Benes
	4/12	H*	San Francisco	L, 5-7	Smoltz	Frey
1995	4/26	H	San Francisco	W, 12-5	Maddux	Mulholland
1996	4/1	H	San Francisco	W, 10-8	Maddux	Leiter

TURNER FIELD ERA

Year	Date	Home/ Away	Opponent	Result	Pitchers of Record	
					Braves	Opponent
1997	4/1	A	Houston	L, 1-2	Smoltz	Reynolds
	4/4	H**	Chicago	W, 5-4	Clontz	Adams
1998	3/31	H	Milwaukee	W, 2-1	Ligtenberg	Wickman
1999	4/5	H	Philadelphia	L, 4-7	Glavine	Schilling
2000	4/3	H	Colorado	W, 2-0	Maddux	Astacio
2001	4/2	A	Cincinnati	W, 10-4	Valdes	Reyes
	4/3	H*	New York	L, 4-6 (10)	Ligtenberg	Cook
2002	4/1	H	Philadelphia	W, 7-2	Glavine	Person
2003	3/31	H	Montreal	L, 2-10	Maddux	Armas
2004	4/6	H	New York	L, 2-7	Ortiz	Glavine
2005	4/5	A	Florida	L, 0-9	Smoltz	Beckett
	4/8	H*	New York	W, 3-1	Thomson	Zambrano
2006	4/3	A	Los Angeles	W, 11-10	Villarreal	Lowe
	4/10	H*	Philadelphia	W, 5-3	Villarreal	Franklin
2007	4/2	A	Philadelphia	W, 5-3 (10)	Wickman	Madson
	4/6	H*	New York	L, 1-11	Redman	Pérez
2008	3/30	A***	Washington	L, 2-3	Rauch	Moylan
	3/31	H*	Pittsburgh	L, 11-12 (12)	Osoria	Boyer
2009	4/5	A	Philadelphia	W, 4-1	Lowe	Myers
	4/10	H*	Washington	W, 6-5 (10)	Campillo	Beimel
2010	4/5	H	Chicago	W, 16-5	Lowe	Zambrano
	3/31	A	Washington	W, 2-0	Lowe	Hernandez
2011	4/8	H*	Philadelphia	W, 6-3	Hudson	Lee
	4/5	A	New York	L, 0-1	Santana	Hanson
2012	4/13	H*	Milwaukee	W, 10-8	Venters	F. Rodriguez
	4/1	H	Philadelphia	W, 7-5	Avilan	Hamels
2014	3/31	A	Milwaukee	L, 0-2	Teheran	Gallardo
	4/8	H*	New York	L, 0-4	Harang	Colon
2015	4/6	A	Miami	W, 2-1	Teheran	Alvarez
	4/10	H*	New York	W, 5-3	Johnson	Montero
2016	4/4	H	Atlanta	L, 4-3 (10)	Treinen	O'Flaherty

*Home opener;

First regular-season game played at Turner Field; *First regular-season game played at Nationals Park

TRUIST PARK ERA

Year	Date	Home/ Away	Opponent	Result	Pitchers of Record	
					Braves	Opponent
2017	4/3	A	New York (NL)	L, 6-0	Krol	Robles
	4/14	H****	San Diego	W, 5-2	Teheran	Chacin
2018	3/29	H	Philadelphia	W, 8-5	Vizcaino	Neris
2019	3/28	A	Philadelphia	L, 10-4	Teheran	Nola
	4/1	H*	Chicago (NL)	W, 8-0	Parsons	Hendricks
2020	7/24	A	New York (NL)	L, 1-0	Martin	Lugo
	7/29	H*	Tampa Bay	W, 7-4	O'Day	Drake

****First regular-season game at Truist Park

ATLANTA'S OPENING DAY LINEUPS

1966

Alou, cf
Mathews, 3b
Aaron, rf
Carty, lf
Torre, c
Menke, ss
Thomas, 1b
Bolling, 2b
Cloninger, p

1973

Garr, lf
Gilbreath, 3b
Aaron, rf
Baker, cf
Evans, 1b
Johnson, 2b
Oates, c
Pérez, ss
Gentry, p

1980

Miller, cf
Royster, 2b
Mathews, rf
Hornor, 3b
Chambliss, 1b
Murphy, lf
Pocoroba, c
Gomez, ss
Niekro, p

1987

James, cf
Thomas, ss
Roenicke, 1b
Murphy, rf
Griffey, lf
Virgil, c
Oberkfell, 3b
Hubbard, 2b
Mahler, p

1994

Sanders, cf
Blauser, ss
Klesko, lf
McGriff, 1b
Justice, rf
Pendleton, 3b
Lopez, c
Lemke, 2b
Maddux, p

2001

Furcal, ss
Veras, 2b
A. Jones, cf
C. Jones, 3b
Surhoff, lf
Jordan, rf
Lopez, c
Brogna, 1b
Burkett, p

1967

Menke, ss
Alou, 1b
Aaron, rf
Torre, c
Carty, lf
Jones, cf
Boyer, 3b
Woodward, 2b
Lemaster, p

1974

Garr, rf
Lum, 1b
Evans, 3b
Aaron, lf
Baker, cf
Johnson, 2b
Oates, c
Robinson, ss
Morton, p

1981

Washington, rf
Hubbard, 2b
Hornor, 3b
Chambliss, 1b
Murphy, cf
Linares, lf
Benedict, c
Ramirez, ss
Boggs, p

1988

James, cf
Garcia, 2b
Perry, 1b
Murphy, rf
Griffey, lf
Virgil, c
Oberkfell, 3b
Thomas, ss
Mahler, p

1995

Grissom, cf
Blauser, ss
Jones, 3b
McGriff, 1b
Justice, rf
Lopez, c
Kelly, lf
Lemke, 2b
Maddux, p

2002

Furcal, ss
A. Jones, cf
C. Jones, lf
Sheffield, rf
Castilla, 3b
Surhoff, 1b
Lopez, c
Giles, 2b
Glavine, p

1968

Alou, cf
Jackson, ss
Aaron, rf
Torre, c
Boyer, 3b
Johnson, 1b
Lum, lf
Millan, 2b
Jarvis, p

1975

Garr, lf
Pérez, 2b
Evans, 3b
Lum, 1b
Baker, lf
Office, cf
Correll, c
Blanks, ss
Niekro, p

1982

Butler, cf
Hubbard, 2b
Washington, rf
Hornor, 3b
Murphy, lf
Chambliss, 1b
Benedict, c
Ramirez, ss
Mahler, p

1989

L. Smith, lf
Gregg, rf
Perry, 1b
Murphy, cf
Davis, c
Gant, 3b
Thomas, ss
Blauser, 2b
Z. Smith, p

1996

Grissom, cf
Blauser, ss
Justice, rf
McGriff, 1b
Klesko, lf
Lopez, c
Lemke, 2b
Mordecai, 3b
Maddux, p

2003

Furcal, ss
Fick, 1b
Sheffield, rf
C. Jones, lf
A. Jones, cf
Giles, 2b
Castilla, 3b
Blanco, c
Maddux, p

1969

Alou, cf
Millan, 2b
Aaron, rf
Cepeda, 1b
Francona, lf
Boyer, 3b
Tillman, c
Jackson, ss
Jarvis, p

1976

Office, cf
Royster, 3b
Evans, 1b
Wynn, lf
Paciorek, rf
Lacy, 2b
Pocoroba, c
Chaney, ss
Morton, p

1983

Butler, cf
Ramirez, ss
Washington, rf
Murphy, lf
Hornor, 3b
Hornor, 3b
Chambliss, 1b
Hubbard, 2b
Benedict, c
Niekro, p

1990

McDowell, cf
Treadway, 2b
Gregg, lf
Esasky, 1b
Murphy, rf
Whitt, c
Presley, 3b
Blauser, ss
Glavine, p

1997

Lofton, cf
Lemke, 2b
C. Jones, 3b
McGriff, 1b
Klesko, lf
Tucker, rf
Lopez, c
Blauser, ss
Smoltz, p

2004

Furcal, ss
Giles, 2b
C. Jones, lf
A. Jones, cf
Drew, rf
Franco, 1b
Estrada, c
DeRosa, 3b
Ortiz, p

1970

Jackson, ss
Millan, 2b
Aaron, rf
Carty, lf
Cepeda, 1b
Gonzales, cf
Boyer, 3b
Didier, c
Niekro, p

1977

Office, cf
Royster, 3b
Montanez, 1b
Burroughs, rf
Mathews, lf
Pocoroba, c
Gilbreath, 2b
Rockett, ss
Messersmith, p

1984

Washington, rf
Royster, lf
Murphy, cf
Hornor, 3b
Watson, 1b
Ramirez, ss
Hubbard, 2b
Benedict, c
Barker, p

1991

Sanders, lf
Treadway, 2b
Gant, cf
Justice, rf
Bream, 1b
Pendleton, 3b
Heath, c
Belliard, ss
Smoltz, p

1998

Weiss, ss
Graffanino, 2b
C. Jones, 3b
Galarraga, 1b
Klesko, lf
Tucker, rf
E. Pérez, c
A. Jones, cf
Maddux, p

2005

Furcal, ss
Giles, 2b
C. Jones, 3b
A. Jones, cf
LaRoche, 1b
Estrada, c
Mondesi, rf
Jordan, lf
Smoltz, p

1971

Jackson, cf
Garr, lf
Aaron, rf
Cepeda, 1b
King, c
Millan, 2b
Boyer, 3b
Pérez, ss
Niekro, p

1978

Royster, 2b
Office, cf
Mathews, rf
Burroughs, lf
Pocoroba, c
Murphy, 1b
Bonnell, 3b
Rockett, ss
Niekro, p

1985

Ramirez, ss
Harper, rf
Komminsk, lf
Murphy, cf
Hornor, 3b
Chambliss, 1b
Cerone, c
Hubbard, 2b
Mahler, p

1992

Sanders, cf
Pendleton, 3b
Gant, lf
Justice, rf
Bream, 1b
Blauser, 2b
Olson, c
Belliard, ss
Glavine, p

1999

Nixon, lf
Boone, 2b
C. Jones, 3b
Jordan, rf
Lopez, c
Klesko, 1b
A. Jones, cf
Weiss, ss
Glavine, p

2006

Giles, 2b
Renteria, ss
C. Jones, 3b
A. Jones, cf
LaRoche, 1b
Francoeur, rf
McCann, c
Langerhans, lf
Hudson, p

1972

Millan, 2b
Garr, lf
Aaron, rf
Cepeda, 1b
Williams, c
Lum, cf
Evans, 3b
Pérez, ss
Niekro, p

1979

Bonnell, cf
Mathews, rf
Hornor, 3b
Burroughs, lf
Lum, 1b
Murphy, c
Hubbard, 2b
Frias, ss
Niekro, p

1986

Washington, rf
Ramirez, ss
Murphy, cf
Hornor, 1b
Harper, lf
Virgil, c
Oberkfell, 3b
Hubbard, 2b
Mahler, p

1993

Nixon, cf
Blauser, ss
Gant, lf
Pendleton, 3b
Justice, rf
Bream, 1b
Berryhill, c
Lemke, 2b
Maddux, p

2000

Veras, 2b
Sanders, lf
C. Jones, 3b
Jordan, rf
Galarraga, 1b
A. Jones, cf
Pérez, c
Weiss, ss
Maddux, p

2007

Johnson, 2b
Renteria, ss
C. Jones, 3b
A. Jones, cf
McCann, c
Francoeur, rf
Thorman, 1b
Langerhans, lf
Smoltz, p

ATLANTA'S OPENING DAY LINEUPS

2008

Johnson, 2b
Escobar, ss
C. Jones, 3b
Teixeira, 1b
Francoeur, rf
McCann, c
Diaz, lf
Kotsay, cf
Hudson, p

2015

Young, Jr., cf
Peterson, 2b
Markakis, rf
Freeman, 1b
Bethancourt, c
K.Johnson, lf
Callaspo, 3b
Simmons, ss
Teheran, p

2009

Johnson, 2b
Escobar, ss
C. Jones, 3b
McCann, c
Anderson, lf
Francoeur, rf
Kotchman, 1b
Schafer, cf
Lowe, p

2016

Inciarte, cf
Aybar, ss
Freeman, 1b
Garcia, 3b
Markakis, rf
Olivera, lf
Pierzynski, c
Peterson, 2b
Teheran, p

2010

Cabrera, lf
Prado, 2b
C. Jones, 3b
McCann, c
Glaus, 1b
Escobar, ss
Heyward, rf
McLouth, cf
Lowe, p

2017

Inciarte, cf
Swanson, ss
Freeman, 1b
Kemp, lf
Markakis, rf
Phillips, 2b
Garcia, 3b
Flowers, c
Teheran, p

2011

Prado, lf
McLouth, cf
C. Jones, 3b
McCann, c
Ugglá, 2b
Heyward, rf
Gonzalez, ss
Freeman, 1b
Lowe, p

2018

Inciarte, cf
Albies, 2b
Freeman, 1b
Markakis, rf
Flowers, c
Tucker, lf
Swanson, ss
Flaherty, 3b
Teheran, p

2012

Bourn, cf
Prado, 3b
McCann, c
Ugglá, 2b
Freeman, 1b
Diaz, lf
Heyward, rf
Pastornicky, ss
Hanson, p

2019

Inciarte, cf
Donaldson, 3b
Freeman, 1b
Acuña Jr., lf
Markakis, rf
Albies, 2b
McCann, c
Swanson, ss
Teheran, p

2013

Simmons, ss
Heyward, rf
J. Upton, lf
Freeman, 1b
B. Upton, cf
Ugglá, 2b
C. Johnson, 3b
Laird, c
Hudson, p

2020

Acuña Jr., rf
Albies, 2b
Freeman, 1b
Ozuna, lf
Adams, dh
Riley, 3b
Swanson, ss
Inciarte, cf
Jackson, c

Soroka, p

2014

Heyward, rf
B. Upton, cf
Freeman, 1b
C. Johnson, 3b
J. Upton, lf
Ugglá, 2b
Gattis, c
Simmons, ss
Teheran, p



Freddie Freeman started 10 consecutive Opening Days for the Braves from 2011 to 2020, setting the Atlanta franchise record for a first baseman.

FRONT OFFICE

MANAGER & STAFF

PLAYER BIOS

SEASON IN REVIEW

PLAYER DEVELOPMENT

BRVES HISTORY

OPPONENTS

MISCELLANEOUS

ATLANTA'S OPENING DAY RECORDS

HOME RUNS

The Braves have hit 58 home runs on Opening Day since the club moved to Atlanta in 1966. Five players (Dale Murphy, Fred McGriff, Andruw Jones, Brian McCann, and Freddie Freeman) hold the Atlanta-era record with three career homers in openers, while Joe Torre, McGriff and Edgar Renteria are the only Atlanta Braves with a multi-homer game on Opening Day. In 2018, Nick Markakis hit the only game-ending home run on Opening Day in Atlanta franchise history, driving a 1-1, ninth-inning pitch out to right field to give the Braves an 8-5 win.

<p>April 12, 1966 vs. Pittsburgh Joe Torre (2)</p> <p>April 11, 1967 at Houston Clete Boyer</p> <p>April 7, 1970 at San Diego Orlando Cepeda</p> <p>April 4, 1974 at Cincinnati Hank Aaron</p> <p>April 8, 1977 at Houston Jeff Burroughs</p> <p>April 7, 1978 vs. Los Angeles Rowland Office Dale Murphy Jerry Royster</p> <p>April 10, 1981 vs. Cincinnati Dale Murphy</p> <p>April 4, 1983 at Cincinnati Chris Chambliss</p> <p>April 8, 1986 vs. Montreal Dale Murphy</p> <p>April 5, 1988 vs. Chicago Ozzie Virgil Gerald Perry Ken Oberkfell Andres Thomas</p> <p>April 4, 1989 at Houston Ron Gant Tommy Gregg</p> <p>April 10, 1991 vs. Los Angeles David Justice</p> <p>April 4, 1994 at San Diego Deion Sanders Ryan Klesko</p> <p>April 26, 1995 vs. San Francisco Fred McGriff (2) David Justice</p>	<p>April 1, 1996 vs. San Francisco Ryan Klesko Jeff Blausler Fred McGriff Mark Lemke Jerome Walton</p> <p>April 1, 1997 at Houston Chipper Jones</p> <p>April 5, 1999 vs. Philadelphia Brian Jordan</p> <p>April 3, 2000 vs. Colorado Andres Galarraga Andruw Jones</p> <p>April 2, 2001 at Cincinnati Andruw Jones Rafael Furcal</p> <p>April 1, 2002 vs. Philadelphia Viny Castilla Gary Sheffield</p> <p>April 6, 2004 vs. New York Marcus Giles</p> <p>April 3, 2006 at Los Angeles Andruw Jones Adam LaRoche Ryan Langerhans</p> <p>April 2, 2007 at Philadelphia Edgar Renteria (2) Brian McCann</p> <p>March 30, 2008 at Washington Chipper Jones</p> <p>April 5, 2009 at Philadelphia Brian McCann Jeff Francoeur Jordan Schafer*</p> <p>April 5, 2010 vs. Chicago Brian McCann Jason Heyward*</p>	<p>March 31, 2011 at Washington Jason Heyward</p> <p>April 1, 2013 vs. Philadelphia Justin Upton Freddie Freeman Dan Uggla</p> <p>April 4, 2016 vs. Washington Freddie Freeman Adonis Garcia</p> <p>March 29, 2018 vs. Philadelphia Freddie Freeman Ozzie Albies Nick Markakis^</p> <p>March 28, 2019 at Philadelphia Matt Joyce</p>
--	--	---

*First career at-bat
^Game-ending home run

OPENING DAY HR LEADERS

Player	Opening Day HR
1. Dale Murphy	3
Fred McGriff	3
Andruw Jones	3
Brian McCann	3
Freddie Freeman	3
T6. Joe Torre	2
David Justice	2
Ryan Klesko	2
Edgar Renteria	2
Chipper Jones	2
Jason Heyward	2

MOST OPENING DAY STARTS, BY POSITION

Since the club moved to Atlanta in 1966, only Chipper Jones and Andruw Jones have made at least 10 starts on Opening Day for the Braves. Jones holds the Atlanta-era record with 13 starts at third base.

Manager Bobby Cox.....24	Shortstop Jeff Blausler6
Pitcher Phil Niekro8	Third Base Chipper Jones13
Catcher Brian McCann8	Left Field R. Garr, R. Klesko4
First Base Freddie Freeman10	Center Field Andruw Jones.....10
Second Base Glenn Hubbard.....8	Right Field Hank Aaron8

THE LAST TIME IT HAPPENED

OFFENSIVE ODDITIES

First Major League Hit as a Home Run

Ozzie Albies, in his third game, August 3, 2017 (9th inning) vs. Los Angeles (NL), off Tony Cingrani (3rd at-bat, three-run homer)

Inside-the-Park Home Run by a Brave

Dansby Swanson, September 6, 2016 at Washington (2nd inning), off Gio Gonzalez

Inside-the-Park Home Run by Opponent

Scott Kingery, September 10, 2019 (3rd inning) at Philadelphia, off Max Fried (solo home run)

Brave Hit for the Cycle

Freddie Freeman, June 15, 2016 vs. Cincinnati

Grand Slam by a Brave

Adam Duvall, September 9, 2020 vs. Miami (7th inning), off Josh A. Smith

Grand Slam by Opponent

Christian Vasquez, September 26, 2020 (2nd inning) vs. Boston, off Grant Dayton

Pinch-Hit Grand Slam by a Brave

Brian McCann, August 11, 2010 (10th inning) at Houston, off Jeff Fulchino

Pinch-Hit Grand Slam by Opponent

Ryan Raburn, July 15, 2016 (9th inning) vs. Colorado, off Dario Alvarez

Pinch-Hit Home Run by a Braves player

Adam Duvall, September 7, 2020 (9th inning) at Miami, off Brandon Kintzler

Pinch-Hit Home Run by Opponent

Rowdy Tellez, September 2, 2019 (5th inning) vs. Toronto, off Mike Soroka

Back-to-Back Home Runs by Braves

Ozzie Albies and Ronald Acuña Jr., September 18, 2020 (6th inning) at New York-NL, off Jared Hughes

Back-to-Back-to-Back Home Runs by Braves

Evan Gattis, Dan Uggla and Andrelton Simmons, April 14, 2014 (8th inning) at Philadelphia, off B.J. Rosenberg

Back-to-Back Pinch-Hit Home Runs by Braves

Keith Lockhart and Javy Lopez, May 25, 1999 (9th inning) at Milwaukee, off Bob Wickman

Back-to-Back Home Runs by Opponent

Dominic Smith and Robinson Cano, September 19, 2020 (8th inning) at New York-NL, off Shane Greene

Home Run by Braves Pitcher

Jaime García, July 21, 2017 (5th inning) at Los Angeles (NL), off Alex Wood (grand slam)

Home Run by Opposing Pitcher

Jacob deGrom, August 23, 2019 (6th inning) at New York-NL, off Mike Foltynewicz (solo homer)

Two-Homer Game by Braves Pitcher

Derek Lilliquist, May 1, 1990 (3rd inning and 5th inning) vs. New York (NL), off Ron Darling (both solo homers)

Two-Homer Game by Opponent Pitcher

Micah Owings, August 18, 2007 (4th inning and 6th inning) vs. Arizona, off Buddy Carlyle (both solo homers)

PITCHING PECULIARITIES

No-Hitter by Braves Pitcher

Kent Mercker, April 8, 1994 at Los Angeles (NL), 6-0

No-Hitter vs. the Braves

Cole Hamels, Jake Diekmann, Ken Giles and Jonathan Papelbon, September 1, 2014 vs. Philadelphia, 7-0

Perfect Game vs. the Braves

Randy Johnson, May 18, 2004, vs. Arizona, 2-0

One-Hitter by Braves Pitcher

Julio Teheran, June 19, 2016, at New York (NL), 6-0

Braves Pitcher Allowed Four Homers in a Game

Max Fried, September 10, 2019 at Philadelphia

Consecutive Shutouts by a Braves Player

Tom Glavine, August 7, 1998 at San Francisco and August 13, 1998 at San Diego

Three Consecutive Complete Games by a Braves Player

Greg Maddux, June 27, 1998 vs. Toronto, July 2, 1998 at Tampa Bay, July 11, 1998 at Florida

Faced the Same Team Twice in a Series as a Starter

Alex Wood, July 9 and 12, 2015 at Colorado

Braves Pitcher Started on Two Days of Rest or Less

Kevin Gausman, May 6, 2019 at Los Angeles-NL

MISCELLANEOUS

Braves Scored 10+ Runs in an Inning

11 runs, September 9, 2020 (2nd inning) vs. Miami

Braves' Steal of Home

Ender Inciarte, September 19, 2018 (5th inning) vs. St. Louis (on a double steal with Freddie Freeman stealing 2nd)

Opponent's Steal of Home

Chris Young, August 19, 2007 (3rd inning) vs. Arizona (on a double steal with Orlando Hudson stealing 2nd)

Triple Play by the Braves

May 6, 2004 (8th inning). vs. San Diego. 3b Mike Hessman to 2b Jesse Garcia to 1b Adam LaRoche. Batter: Kerry Robinson

Triple Play vs. Braves

August 7, 2019 (3rd inning) at Minnesota. 3b Miguel Sano to 2b Jonathan Schoop to 1b C.J. Cron. Batter: Tyler Flowers

Last Braves Game to End in a Tie

August 15, 2002 vs. San Francisco, 3-3. Game called in top of 10th inning due to rain

Last Suspended Braves Game

May 24, 2013 at New York (NL). Game suspended due to rain after the 8th inning with the score tied 5-5. Game resumed on May 25. Atlanta won 7-5 in 10 innings

ATLANTA'S MOST RECENT TRADE

NATIONAL LEAGUE

ARIZONA DIAMONDBACKS — JULY 31, 2019

Obtained John Ryan Murphy (C) for cash.

CHICAGO CUBS — SEPTEMBER 14, 2016

Obtained Josh Collmenter (P) for cash.

CINCINNATI REDS — JULY 24, 2020

Obtained Scott Schebler (OF) for cash.

COLORADO ROCKIES — JANUARY 30, 2015

Obtained minor leaguers Chris O'Dowd (C) and Jose Briceno (C) for David Hale (P) and Gus Schlosser (P).

MIAMI MARLINS — AUGUST 24, 2016

Obtained minor leaguer Matthew Foley (C) for Jeff Francoeur (OF).

LOS ANGELES DODGERS — NOVEMBER 28, 2018

Obtained cash for Adam McCreery (P).

MILWAUKEE BREWERS — AUGUST 15, 2016

Obtained cash for minor leaguer Michael McKenry (C).

NEW YORK METS — JUNE 8, 2016

Obtained minor leaguer Akeel Morris (P) for Kelly Johnson (INF/OF) and cash.

PHILADELPHIA PHILLIES — DECEMBER 20, 2002

Obtained Johnny Estrada (C) for Kevin Millwood (P).

PITTSBURGH PIRATES — JANUARY 17, 2018

Obtained Shane Carle (P) for cash or a player to be named later.

ST. LOUIS CARDINALS — MAY 20, 2017

Obtained Matt Adams (INF) and cash considerations for minor leaguer Juan Ypez (INF).

SAN DIEGO PADRES — AUGUST 12, 2020

Obtained cash for Yonder Alonso (INF).

SAN FRANCISCO GIANTS — JULY 31, 2019

Obtained Mark Melancon (P) in exchange for Dan Winkler (P) and minor leaguer Tristan Beck (P).

WASHINGTON NATIONALS — MARCH 27, 2016

Obtained minor leaguer Tyler Moore (INF) for minor leaguer Nate Freiman (INF)

AMERICAN LEAGUE

BALTIMORE ORIOLES — AUGUST 30, 2020

Obtained Tommy Milone (P) for two players to be named later (Greg Cullen and AJ Graffanino - November 5).

BOSTON RED SOX — MAY 20, 2015

Obtained cash for John Cornely (P).

CHICAGO WHITE SOX — DECEMBER 3, 2010

Obtained Scott Linebrink (P) and cash for minor leaguer Kyle Cofield (P).

CLEVELAND INDIANS — MAY 9, 2016

Obtained minor leaguer Anthony Recker (C) for cash.

DETROIT TIGERS — AUGUST 30, 2019

Obtained minor leaguer Caleb Thielbar (P) for cash.

HOUSTON ASTROS — DECEMBER 20, 2017

Obtained Preston Tucker (OF) for cash or a player to be named later.

KANSAS CITY ROYALS — AUGUST 29, 2018

Obtained Lucas Duda (1B) for a player to be named later or cash.

LOS ANGELES ANGELS — APRIL 3, 2018

Obtained a player to be named later or cash for Akeel Morris (P).

MINNESOTA TWINS — SEPTEMBER 8, 2019

Obtained cash considerations for minor leaguer Ryan LaMarre (OF)

NEW YORK YANKEES — JANUARY 1, 2015

Obtained Manny Banuelos (P) for David Carpenter (P) and Chasen Shreve (P).

OAKLAND ATHLETICS — APRIL 28, 2019

Obtained Jerry Blevins (P) for cash.

SEATTLE MARINERS — MAY 20, 2019

Obtained Anthony Swarzak (P) and cash for Jesse Biddle (P) and Arodys Vizcaino (P).

TAMPA BAY RAYS — JULY 26, 2018

Obtained Jonny Venters (P) for an international signing slot.

TEXAS RANGERS — JULY 30, 2019

Obtained Chris Martin (P) for Kolby Allard (P).

TORONTO BLUE JAYS — MAY 31, 2016

Obtained Sean Ratcliffe (P) for Jason Grilli (P) and cash.

ATLANTA BRAVES ALL-TIME ROSTER (1966-2020)

A total of 934 players have appeared in at least one official game for the Atlanta Braves since 1966.

A [39]

Aardsma, David, 2015
 Aaron, Hank, 1966-74
 Aaron, Tommie, 1968,71
 Abbott, Kurt, 2001
 Abernathy, Ted, 1966
 Acker, Jim, 1986-89
 Acosta, Manny, 2007-09
 Acuña Jr., Ronald, 2018-20
 Adams, Lane, 2017-18
 Adams, Matt, 2017, 2020
 Aker, Jack, 1974
 Albies, Ozzie, 2017-20
 Aldrich, Jay, 1989
 Aldridge, Cory, 2001
 Alexander, Doyle, 1980, 86-87
 Alfonseca, Antonio, 2004
 Allard, Kolby, 2018
 Almanza, Armando, 2004
 Alomar, Sandy, 1966
 Alou, Felipe, 1966-69
 Alvarez, Dario, 2016
 Alvarez, Jose, 1981-82, 88-89
 Anderson, Ian, 2020
 Anderson, Garret, 2009
 Anderson, Josh, 2008
 Ankiel, Rick, 2010
 Ascanio, Jose, 2007
 Asencio, Jairo, 2009, 2011
 Ashby, Andy, 2000
 Aspromonte, Bob, 1969-70
 Asselstine, Brian, 1976-81
 Assenmacher, Paul, 1986-89
 Autry, Al, 1976
 Avery, Steve, 1990-1996
 Avilan, Luis, 2012-15
 Ayala, Luis, 2013
 Aybar, Erick, 2016
 Aybar, Willie, 2006
 Ayraut, Joe, 1996

B [88]

Baez, Danys, 2006
 Baker, Dusty, 1968-75
 Baker, Jeff, 2012
 Bako, Paul, 2000-2001
 Bales, Lee, 1966
 Banuelos, Manny, 2015
 Barber, Steve, 1970-72
 Barker, Len, 1983-85
 Barry, Kevin, 2006-07
 Barton, Brian, 2009
 Batista, Miguel, 2012
 Battle, Howard, 1999
 Bautista, Danny, 1996-1998
 Bautista, José, 2018
 Beall, Bob, 1975, 78-79
 Beachy, Brandon, 2010-13
 Beard, Mike, 1974-77
 Beato, Pedro, 2014
 Beauchamp, Jim, 1967
 Beckham, Gordon, 2016
 Bedrosian, Steve, 1981-85, 93-95
 Behenna, Rick, 1983
 Belinda, Stan, 2000
 Bell, Mike, 1990-91
 Bell, Terry, 1987
 Belliard, Rafael, 1991-98

Belloir, Rob, 1975-78
 Benedict, Bruce, 1978-89
 Bennett, Jeff, 2007-09
 Berenguer, Juan, 1991-92
 Bergman, Sean, 1999
 Bernero, Adam, 2005
 Berroa, Geronimo, 1989-90
 Berryhill, Damon, 1991-93
 Betemit, Wilson, 2001, 04-06
 Bethancourt, Christian, 2013-15
 Biddle, Jesse, 2018-19
 Bielecki, Mike, 1991-92, '94, '96-97
 Blair, Aaron, 2016-17
 Blanco, Gregor, 2008-10
 Blanco, Henry, 2002-03
 Blankenship, Kevin, 1988
 Blanks, Larvell, 1972-75, 80
 Blasingame, Wade, 1966-67
 Blauser, Jeff, 1987-97
 Blevins, Jerry, 2019
 Blocker, Terry, 1988-89
 Boever, Joe, 1987-90
 Boggs, Tommy, 1978-83
 Bolling, Frank, 1966
 Bong, Jung Keun, 2002-03
 Bonifacio, Emilio, 2014, 2016-17
 Bonilla, Bobby, 2000
 Bonnell, Barry, 1977-79
 Boone, Bret, 1999
 Borbon, Pedro, 1992-1993, 95-97
 Borowski, Joe, 1996-97
 Boscan, J.C., 2010-12
 Bourjos, Peter, 2018
 Bourn, Michael, 2011-12, 2015
 Bouton, Jim, 1978
 Bowie, Micah, 1999
 Boyer, Blaine, 2005-09
 Boyer, Clete, 1967-71
 Bradford, Larry, 1977, 79-81
 Bradley, Jed, 2016
 Bragg, Darren, 2002-03
 Bream, Sid, 1991-93
 Breazeale, Jim, 1969, 71-72
 Bringham, Jake, 2015
 Brignac, Reid, 2016
 Britton, Jim, 1967-69
 Brizzolara, Tony, 1979, 83-84
 Brock, Chris, 1997
 Brogna, Rico, 2001
 Brooks, Frank, 2005
 Brower, Jim, 2005
 Brown, Jarvis, 1994
 Brown, Oscar, 1969-73
 Bruce, Bob, 1967
 Buchter, Ryan, 2014
 Bueno, Francisley, 2008
 Burawa, Danny, 2015
 Burkett, John, 2000-01
 Burroughs, Jeff, 1977-80
 Butler, Adam, 1998
 Butler, Brett, 1981-83
 Byrd, Paul, 1997-98, 2004

C [74]

Cabrera, Francisco, 1989-93
 Cabrera, Jose, 2001
 Cabrera, Mauricio, 2016
 Cabrera, Melky, 2010
 Cahill, Trevor, 2015
 Callaspo, Alberto, 2015
 Camargo, Johan, 2017-20
 Caminiti, Ken, 2001
 Camp, Rick, 1976-78, 80-85
 Campbell, Dave, 1977-78
 Campillo, Jorge, 2008-09
 Canizares, Barbaro, 2009
 Capellan, Jose, 2004
 Capra, Buzz, 1974-77
 Caraballo, Ramon, 1993
 Cardwell, Don, 1970
 Carle, Shane, 2018-19
 Carlyle, Buddy, 2007-09
 Carroll, Clay, 1966-68
 Carpenter, David, 2013-14
 Carpenter, David, 2015
 Carty, Rico, 1966-72
 Cary, Chuck, 1987-88
 Casanova, Paul, 1972-74
 Castilla, Vinny, 1991-1992, 2002-03
 Castillo, Tony, 1989-91
 Castro, Daniel, 2015-16
 Cather, Mike, 1997-1999
 Causey, Wayne, 1968
 Cepeda, Orlando, 1969-72
 Cerone, Rick, 1985
 Cervenka, Hunter, 2016
 Cervelli, Francisco, 2019
 Chacin, Jhoulys, 2016, 2020
 Chambliss, Chris, 1980-86
 Chaney, Darrel, 1976-79
 Charlton, Norm, 1998
 Chavez, Jesse, 2010
 Cheadle, Dave, 1973
 Chen, Bruce, 1998-2000
 Childers, Matt, 2005
 Church, Ryan, 2009
 Clancy, Jim, 1991
 Clark, Glen, 1967
 Clark, Terry, 1995
 Clary, Marty, 1987, 89-90
 Clevlen, Brent, 2010
 Cline, Ty, 1966-67
 Cloninger, Tony, 1966-68
 Clontz, Brad, 1995-97
 Closter, Alan, 1973
 Ciriaco, Pedro, 2015
 Coffman, Kevin, 1987-88
 Colbrunn, Greg, 1997-98
 Collins, Don, 1977
 Collmenter, Josh, 2016
 Colón, Bartolo, 2017
 Colon, Roman, 2004-05
 Colyer, Steve, 2007
 Conrad, Brooks, 2009-11
 Constanza, Jose, 2011-14
 Contreras, Williams, 2020
 Cooper, Gary, 1980
 Cormier, Lance, 2006-07
 Cornely, John, 2015
 Correll, Vic, 1974-77
 Cortes, David, 1999
 Cowley, Joe, 1982
 Crowley, Terry, 1976
 Cruz, Juan, 2004
 Culberson, Charlie, 2018-20
 Cunnane, Will, 2003-04
 Cunniff, Brandon, 2015-16
 Cunningham, Todd, 2015

D (43)

d'Arnaud, Chase, 2016-17
 d'Arnaud, Travis, 2020
 Dal Canton, Bruce, 1975-76
 Davey, Mike, 1977-78
 Davidson, Ted, 1968
 Davidson, Tucker, 2020
 Davies, Kyle, 2005-07
 Davis, Jody, 1988-90
 Davis, Mark, 1992
 Davis, Trench, 1987
 Dawley, Joe, 2002-03
 Dayley, Ken, 1982-84
 Dayton, Grant, 2019-20
 Dedmon, Jeff, 1983-87
 De La Cruz, Joel, 2016
 de la Hoz, Mike, 1966-67
 Delgado, Randall, 2011-12
 Denson, Drew, 1989
 DeRosa, Mark, 1998-2004
 DeSalvo, Matt, 2008
 Dessens, Elmer, 2008
 Detwiler, Ross, 2015
 Devereaux, Mike, 1995
 Devine, Adrian, 1973-76, 78-79
 Devine, Joey, 2005-07
 Diaz, Carlos, 1982
 Diaz, Matt, 2006-10, 2011-12
 Dickey, R.A., 2017
 Didier, Bob, 1969-72
 Dietz, Dick, 1973
 Dobson, Pat, 1973
 Donaldson, Josh, 2019
 Dotel, Octavio, 2007
 Doumit, Ryan, 2014
 Downs, Scott, 2013
 Doyle, Paul, 1969
 Drew, J.D., 2004
 Drew, Tim, 2004
 Duda, Lucas, 2018
 Dunn, Mike, 2010
 Durbin, Chad, 2012
 Duvall, Adam, 2018-20
 Dye, Jermaine, 1996

E (15)

Easterly, Jamie, 1974-79
 Eave, Gary, 1988-89
 Ebert, Derrin, 1999
 Eden, Mike, 1976
 Edmondson, Brian, 1998
 Eichelberger, Juan, 1988
 Eichhorn, Mark, 1989
 Embree, Alan, 1997-98
 Ennis, John, 2002
 Erlin, Robbie, 2020
 Esasky, Nick, 1990
 Escobar, Yunel, 2007-10
 Estrada, Johnny, 2003-05
 Evans, Darrell, 1969-76, 1989
 Eveland, Dana, 2015

F (32)

Fabregas, Jorge, 1999
 Falcone, Pete, 1983-84
 Farnsworth, Kyle, 2005
 Fick, Robert, 2003
 Fischer, Hank, 1966
 Fischlin, Mike, 1987
 Flaherty, Ryan, 2018
 Flowers, Tyler, 2016-20

Floyd, Gavin, 2014
 Foltyniewicz, Mike, 2015-20
 Ford, Wenty, 1973
 Forster, Terry, 1983-85
 Foster, John, 2002, 05
 Foster, Leo, 1971, 1973-74
 Fox, Chad, 1997
 Francisco, Juan, 2012
 Franco, Julio, 2001-05, 2007
 Franco, Matt, 2002-03
 Francoeur, Jeff, 2005-09, 2016
 Francona, Tito, 1967-69
 Franklin, Wayne, 2006
 Frasier, Jason, 2015
 Freeman, Freddie, 2010-20
 Freeman, Jimmy, 1972-73
 Freeman, Marvin, 1990-93
 Freeman, Sam, 2017-18
 Freitas, David, 2017
 Frias, Pepe, 1979
 Fried, Max, 2017-20
 Frisella, Danny, 1973-74
 Fuller, John, 1974
 Furcal, Rafael, 2000-05

G (51)

Galarraga, Andres, 1998-2000
 Gallagher, Dave, 1994
 Gant, John, 2016
 Gant, Ron, 1987-1993
 Garber, Gene, 1978-87
 Garcia, Adonis, 2015-17
 Garcia, Damaso, 1988
 Garcia, Freddy Adrian, 1999
 Garcia, Freddy Antonio, 2013
 Garcia, Jaime, 2017
 Garcia, Jesse, 2001-04
 Garr, Ralph, 1968-75
 Garrett, Adrian, 1966
 Garrido, Gil, 1968-72
 Gaston, Cito, 1967, 75-78
 Gatewood, Aubrey, 1970
 Gattis, Evan, 2013-14
 Gausman, Kevin, 2018-19
 Gearrin, Cory, 2011-12
 Geiger, Gary, 1966-67
 Gentry, Gary, 1973-75
 Gilbreath, Rod, 1972-78
 Giles, Marcus, 2001-06
 Gilkey, Bernard, 2001
 Giovanola, Ed, 1995-97
 Glaus, Troy, 2010
 Glavine, Tom, 1987-2002, 2008
 Goggin, Chuck, 1973
 Gohara, Luiz, 2017-18
 Gomes, Jonny, 2015
 Gomez, Luis, 1980-81
 Gonzalez, Alex, 2010-11
 Gonzalez, Mike, 2007-09
 Gonzalez, Tony, 1969-70
 Goodson, Ed, 1975
 Gorecki, Reid, 2009
 Gosselein, Phil, 2014-15
 Gotay, Ruben, 2008
 Graffanino, Tony, 1996-1998
 Grant, Mark, 1990
 Green, Nick, 2004
 Greene, Shane, 2019-20
 Greene, Tommy, 1989-90
 Greisinger, Seth, 2005
 Gregg, Tommy, 1988-92, 97
 Griffey, Ken, 1986-88
 Grilli, Jason, 2015-16
 Grissom, Marquis, 1995-96
 Gryboski, Kevin, 2002-05
 Guillen, Ozzie, 1998-99
 Guinn, Skip, 1968

H (60)

Hale, David, 2013-14
 Hall, Albert, 1981-88
 Hall, Jimmie, 1970
 Hamels, Cole, 2020
 Hamilton, Billy, 2019
 Hammond, Chris, 2002
 Hampton, Mike, 2003-05, 2008
 Hanna, Preston, 1975-82
 Hanson, Tommy, 2009-12
 Harang, Aaron, 2014
 Hardin, Jim, 1972
 Hargan, Steve, 1977
 Harper, Terry, 1980-86
 Harrell, Lucas, 2016
 Harris, Willie, 2007
 Harrison, Roric, 1973-75
 Hartgraves, Dean, 1996
 Hausman, Tom, 1982
 Heath, Mike, 1991
 Hechavarria, Adeiny, 2012-
 Heep, Danny, 1991
 Helms, Wes, 1998, 2000-02
 Henderson, Ken, 1976
 Henry, Dwayne, 1989-90
 Herbel, Ron, 1971
 Hermoso, Angel, 1967
 Hernández, Diory, 2009-11
 Hernández, Jose, 1999
 Hernández, Ramon, 1967
 Hernández, Roberto, 2003
 Hernández, Roberto, 2016
 Herrnstein, John, 1966
 Hesketh, Joe, 1990
 Hessman, Mike, 2003-04
 Heyward, Jason, 2010-14
 Hicks, Brandon, 2010-11
 Hill, Garry, 1969
 Hill, Milt, 1994
 Hinske, Eric, 2010-12
 Hippauf, Herb, 1966
 Hodges, Trey, 2002-04
 Hoerner, Joe, 1972-73
 Holbert, Ray, 1998
 Hollandsworth, Todd, 2005
 Hollins, Damon, 1998, 2004
 Holmes, Darren, 2002-03
 Horner, Bob, 1978-86
 House, Tom, 1971-75
 Houston, Tyler, 1996
 Howard, Larry, 1973
 Howell, Jay, 1993
 Hrabosky, Al, 1980-82
 Hriniaik, Walt, 1968-69
 Hubbard, Glenn, 1978-87
 Hubbard, Mike, 2000
 Hubbard, Trenidad, 2000
 Hudek, John, 1999
 Hudson, Tim, 2005-13
 Hunter, Brian, 1991-93, 1999-2000
 Hursh, Jason, 2016

I (3)

Inciarte, Ender, 2016-20
 Infante, Alexis, 1990
 Infante, Omar, 2008-10

J [38]

Jackson, Alex, 2019-20
 Jackson, Edwin, 2015
 Jackson, Luke, 2017-20
 Jackson, Sonny, 1968-74
 Jacoby, Brook, 1981, 83
 Jaime, Juan, 2014-15
 James, Chuck, 2005-08
 James, Dion, 1987-89
 Janish, Paul, 2012
 Jarvis, Pat, 1966-72
 Jaster, Larry, 1970, 72
 Jay, Joey, 1966
 Jenkins, Tyrell, 2016
 Jimenez, German, 1988
 Johnson, Bob D., 1977
 Johnson, Bob W., 1968
 Johnson, Chris, 2013-15
 Johnson, Davey, 1973-75
 Johnson, Deron, 1968
 Johnson, Elliot, 2013
 Johnson, Jim, 2015-16
 Johnson, Joe, 1985-86
 Johnson, Kelly, 2005, 07-09, 15-16
 Johnson, Ken, 1966-69
 Johnson, Micah, 2017
 Johnson, Randy, 1982-84
 Johnson, Reed, 2012-13
 Jones, Andruw, 1996-2007
 Jones, Brandon, 2007-09
 Jones, Chipper, 1993, 1995-2012
 Jones, Mack, 1966-67
 Jordan, Brian, 1999-2001, 05-06
 Jorgensen, Mike, 1983-84
 Joyce, Matt, 2019
 Joyner, Wally, 2000
 Julio, Jorge, 2008
 Jurrjens, Jair, 2008-11
 Justice, David, 1989-96

K [30]

Kamieniecki, Scott, 2000
 Karsay, Steve, 2001
 Kawakami, Kenshin, 2009-10
 Kelley, Dick, 1966-68
 Kelley, Tom, 1971-73
 Kelly, Casey, 2016
 Kelly, Mike, 1994-95
 Kelly, Roberto, 1994
 Kelly, Ryan, 2015
 Kemp, Matt, 2016-17
 Keough, Marty, 1966
 Kerfeld, Charley, 1990
 Kester, Rick, 1968-70
 Keuchel, Dallas, 2019
 Kimbrel, Craig, 2010-14
 King, Hal, 1970-71
 King, Ray, 2003
 Klesko, Ryan, 1992-99
 Kline, Ron, 1970
 Kline, Steve, 1977
 Kohn, Michael, 2015
 Kolb, Dan, 2005
 Komminsk, Brad, 1983-86
 Kopacz, George, 1966
 Kotchman, Casey, 2008-09
 Kotsay, Mark, 2008
 Kowitz, Brian, 1995
 Krause, Lew, 1974
 Kremers, Jim, 1990
 Krol, Ian, 2016-17

L [37]

Lacorte, Frank, 1975-79
 Lacy, Lee, 1976
 Laird, Gerald, 2013-14
 Lalli, Blake, 2016
 Langerhans, Ryan, 2002, 2005-07
 LaRoche, Adam, 2004-06, 2009
 La Russa, Tony, 1971
 La Stella, Tommy, 2014
 Lau, Charlie, 1967
 Lavarnway, Ryan, 2015
 Ledezma, Wil, 2007
 Lee, Derrek, 2010
 Leibrandt, Charlie, 1990-92
 Lemaster, Denny, 1966-67
 Lemke, Mark, 1988-97
 Leon, Max, 1973-78
 Lerew, Anthony, 2005-07
 LeRoy, John, 1997
 Lichtenberg, Kerry, 1997-2002
 LillibrIDGE, Brent, 2008
 Lilliquist, Derek, 1989-90
 Linares, Rufino, 1981-82, 84
 Linebrink, Scott, 2011
 Lockhart, Keith, 1997-2002
 Loe, Kameron, 2013
 Lofton, Kenny, 1997
 Logan, Boone, 2009
 Lombard, George, 1998-2001
 Lomon, Kevin, 1996
 Lopez, Albie, 2002
 Lopez, Javy, 1992-2003
 Lowe, Derek, 2009-11
 Luecken, Rick, 1990
 Lugo, Julio, 2011
 Lum, Mike, 1967-75, 79-81
 Lunar, Fernando, 2000
 Lyons, Steve, 1992

M [91]

Macha, Mike, 1979
 Maddox, Jerry, 1978
 Maddux, Greg, 1993-2003
 Mahay, Ron, 2007
 Mahler, Mickey, 1977-79
 Mahler, Rick, 1979-88, 91
 Maholm, Paul, 2012-13
 Malloy, Marty, 1998
 Mann, Kelly, 1989-90
 Marak, Paul, 1990
 Marimon, Sugar Ray, 2015
 Markakis, Nick, 2015-20
 Marksberry, Matt, 2015-16
 Marquis, Jason, 2000-2003
 Marrero, Eli, 2004
 Marshall, Mike, 1976-77
 Marte, Andy, 2005
 Martin, Chris, 2019-20
 Martin, Tom, 2004-05
 Martinez, Cristhian, 2010-13
 Martinez, Dave, 2001
 Martinez, Dennis, 1998
 Martinez, Marty, 1967-68
 Martinez, Pablo, 1996
 Masset, Nick, 2015
 Mather, Joe, 2011
 Mathews, Eddie, 1966
 Matos, Pascual, 1999
 Matthews, Gary, 1977-80
 Matula, Rick, 1979-81
 Matzek, Tyler, 2020
 Maxie, Larry, 1969
 May, Darrell, 1995

May, Dave, 1975-76
 Maybin, Cameron, 2015
 McBride, Macay, 2005-07
 McCann, Brian, 2005-13, '19
 McCarthy, Brandon, 2018
 McConnell, Sam, 2004
 McDowell, Oddibe, 1989-90
 McGlinchy, Kevin, 1999-01
 McGriff, Fred, 1993-97
 McKirahan, Andrew, 2015
 McLain, Denny, 1972
 McLaughlin, Joey, 1977, 79
 McLaughlin, Bo, 1979
 McLouth, Nate, 2009-11
 McMichael, Greg, 1993-96, 2000
 McMurtry, Craig, 1983-86
 McQueen, Mike, 1969-72
 McWilliams, Larry, 1978-82, 87
 Medlen, Kris, 2009-13
 Melancon, Mark, 2019-20
 Menke, Denis, 1966-67
 Mercker, Kent, 1989-95, 2003
 Messersmith, Andy, 1976-77
 Meyer, Dan, 2004
 Millan, Felix, 1966-72
 Miller, Corky, 2007-08
 Miller, Ed, 1978-81
 Miller, Norm, 1973-74
 Miller, Shelby, 2015
 Miller, Stu, 1968
 Millwood, Kevin, 1997-2002
 Milone, Tommy, 2020
 Minor, Mike, 2010-14
 Minter, A.J., 2017-20
 Mitchell, Keith, 1991
 Mizerock, John, 1989
 Molina, Gabe, 2000
 Mondesi, Raul, 2005
 Montanez, Willie, 1976-77
 Montefusco, John, 1981
 Moore, Alvin, 1976-77
 Moore, Donnie, 1982-84
 Moore, Trey, 2001
 Mordecai, Mike, 1994-97
 Moreno, Omar, 1986
 Moret, Roger, 1976
 Morrison, Jim, 1988
 Morton, Carl, 1973-76
 Morton, Charlie, 2008
 Moss, Damian, 2001-02
 Motley, Darryl, 1986-87
 Moylan, Peter, 2006-12, 2015
 Mulholland, Terry, 1999-2000
 Murphy, Dale, 1976-90
 Murphy, John Ryan, 2019
 Murray, Matt, 1995
 Murrell, Ivan, 1974
 Myers, Greg, 1997, 99

N [20]

Nahorodny, Bill, 1980-81
 Nash, Jim, 1970-72
 Navarro, Julio, 1970
 Neagle, Denny, 1996-98
 Neibauer, Gary, 1969-73
 Nelson, Joe, 2001
 Nettles, Graig, 1987
 Newcomb, Sean, 2017-20
 Nichols, Rod, 1995
 Nicholson, Dave, 1967
 Nied, David, 1992
 Niekro, Joe, 1973-74
 Niekro, Phil, 1966-83, 1987
 Nieves, Melvin, 1992-93

Nitkowski, C.J., 2004
 Nixon, Otis, 1991-93, 1999
 Nolan, Joe, 1975, 1977-80
 Norris, Bud, 2016
 Norton, Greg, 2008-09
 Nunez, Vladimir, 2008-09

O (24)

Oates, Johnny, 1973-75
 Oberkfell, Ken, 1984-88
 O'Brien, Charlie, 1994-95
 O'Day, Darren, 2019-20
 O'Dell, Billy, 1966
 O'Flaherty, Eric, 2009-13, 2016
 O'Neal, Randy, 1987
 Odom, John, 1975
 Office, Rowland, 1972, 1974-79
 Ogando, Alexi, 2016
 Ohman, Will, 2008
 Oliva, Jose, 1994-95
 Oliver, Gene, 1966-67
 Olivera, Hector, 2015-16
 Olivo, Chi Chi, 1966
 Olson, Greg, 1990-93
 Olson, Gregg, 1994
 Olwine, Ed, 1986-88
 Orr, Pete, 2005-07
 Ortega, Rafael, 2019
 Ortiz, Russ, 2003-04
 Overbay, Lyle, 2012
 Owen, Larry, 1981-83, 1985
 Ozuna, Marcell, 2020

P (47)

Pache, Cristian, 2020
 Paciorek, Tom, 1976-78
 Page, Mike, 1968
 Palmer, David, 1986-87
 Panther, Jim, 1973
 Pappas, Milt, 1968-70
 Paronto, Chad, 2006-07
 Parr, James, 2008-09
 Parrett, Jeff, 1990-91
 Parsons, Wes, 2018-19
 Pastornicky, Tyler, 2012-14
 Payne, Mike, 1984
 Pecota, Bill, 1993-94
 Pena, Alejandro, 1991-92, 95
 Pena, Brayan, 2005-08
 Pena, Ramiro, 2013-14
 Pena, Tony Jr., 2006
 Pendleton, Terry, 1991-94, 1996
 Pepitone, Joe, 1973
 Pérez, Carlos, 2018
 Pérez, Eddie, 1995-2001, 04-05
 Pérez, Eury, 2015
 Pérez, Marty, 1971-76
 Pérez, Odalis, 1998-2001
 Pérez, Pascual, 1982-85
 Pérez, Williams, 2015-16
 Perry, Gaylord, 1981
 Perry, Gerald, 1983-89
 Perry, Jason, 2008
 Peterson, Dustin, 2018
 Peterson, Jace, 2015-17
 Petry, Dan, 1991
 Phillips, Brandon, 2017
 Pierce, Jack, 1973-74
 Pierzynski, A.J., 2015-16
 Pocoroba, Biff, 1975-84
 Polonia, Luis, 1995-96
 Porter, Bob, 1981-82
 Powell, Jay 2005

Prado, Martin, 2006-12
 Pratt, Andy, 2002
 Pratt, Todd, 2006
 Prestley, Jim, 1990
 Priddy, Bob, 1969-71
 Pride, Curtis, 1998
 Proctor, Scott, 2010-11
 Puleo, Charlie, 1986-89

R (48)

Rabb, Johnny, 1985
 Rakow, Ed, 1967
 Ramirez, Horacio, 2003-06
 Ramirez, Jose, 2016
 Ramirez, Rafael, 1980-87
 Ray, Ken, 2006
 Raymond, Claude, 1967-69
 Reardon, Jeff, 1992
 Recker, Anthony, 2016-17
 Redman, Mark, 2007
 Reed, Michael, 2018
 Reed, Ron, 1966-75
 Reed, Steve, 2001
 Reitsma, Chris, 2004-06
 Remlinger, Mike, 1999-2002, 06
 Renteria, Edgar, 2006-07
 Resop, Chris, 2008, 2010
 Reyes, Jo-Jo, 2007-10
 Reynolds, Shane, 2003
 Reynoso, Armando, 1991-92
 Richards, Rusty, 1989-90
 Richardson, Antaoan, 2011
 Ridgway, Jeff, 2008
 Riley, Austin, 2019-20
 Ring, Royce, 2007-08
 Ritchie, Jay, 1966-67
 Rivera, Ben, 1992
 Rivera, Luis, 2000
 Rivera, René, 2018
 Robinson, Bill, 1966
 Robinson, Craig, 1974-77
 Rocker, John, 1998-2001
 Rockett, Pat, 1976-78
 Rodriguez, Sean, 2017
 Roe, Chaz, 2016
 Roenicke, Gary, 1987-88
 Romero, Ed, 1989
 Rosario, Victor, 1990
 Ross, David, 2009-12
 Rossy, Rico, 1991
 Royster, Jerry, 1976-84, 1988
 Ruiz, Chico, 1978, 1980
 Ruiz, Rio, 2016-18
 Runge, Paul, 1981-88
 Rusin, Chris, 2020
 Russell, James, 2014
 Russell, John, 1989
 Ruthven, Dick, 1976-78

Sadecki, Ray, 1975
 Sadowski, Ed, 1966
 Saito, Takashi, 2010
 Saltalamacchia, Jarrod, 2007
 Sammons, Clint, 2007-09
 Sample, Billy, 1986
 Sánchez, Anibal, 2018
 Sánchez, Rey, 2001
 Sánchez, Tony, 2017
 Sanders, Deion, 1991-94
 Sanders, Reggie, 2000
 Sandoval, Pablo, 2020
 Santana, Danny, 2017-18

Santana, Ervin, 2014
 Santorini, Al, 1968
 Schafer, Jordan, 2009, '11, '13-14
 Schebler, Scott, 2020
 Schlosser, Gus, 2014
 Schmidt, Jason, 1995-96
 Schneider, Dan, 1966
 Schueler, Ron, 1972-73
 Schuler, David, 1985
 Schutz, Carl, 1996
 Schwall, Don, 1966-67
 Seanez, Rudy, 1998-2001
 Seelbach, Chris, 2000-01
 Sharperson, Mike, 1995
 Sheets, Ben, 2012
 Sheffield, Gary, 2002-03
 Sherrill, George, 2011
 Shields, Steve, 1985-86
 Shiell, Jason, 2006
 Shreve, Chasen, 2014
 Simmons, Andrelton, 2012-15
 Simmons, Shae, 2014, 2016
 Simmons, Ted, 1986-88
 Sims, Lucas, 2017-18
 Simon, Randall, 1997-99
 Sinatro, Matt, 1981-84
 Sisco, Steve, 2000
 Sisk, Doug, 1990-91
 Skok, Craig, 1978-79
 Slusarski, Joe, 2001
 Small, Aaron, 2002
 Small, Hank, 1978
 Smith, Dwight, 1995-96
 Smith, Ken, 1981-83
 Smith, Lonnie, 1988-92
 Smith, Pete, 1987-93
 Smith, Mallex, 2016
 Smith, Travis, 2004, 06
 Smith, Will, 2020
 Smith, Zane, 1984-89
 Smoltz, John, 1988-1999, 2001-08
 Snyder, Brandon, 2016
 Sobkowiak, Scott, 2001
 Sobotka, Chad, 2018-20
 Solomon, Eddie, 1977-79
 Soriano, Rafael, 2007-09
 Soroka, Mike, 2018-20
 Sosa, Elias, 1975-76
 Sosa, Jorge, 2005-06
 Speck, Cliff, 1986
 Spehr, Tim, 1997
 Speier, Justin, 1999
 Spikes, Charlie, 1979-80
 Spooneybarger, Tim, 2001-02
 Springer, Russ, 1998-99
 St. Claire, Randy, 1991-92
 Staehle, Marvin, 1971
 Stanton, Mike, 1989-95
 Stevens, Dave, 2000
 Stewart, Chris, 2018
 Stockman, Phil, 2006, 2008
 Stone, George, 1967-72
 Stubbs, Drew, 2016
 Stull, Everett, 1999
 Stults, Eric, 2015
 Surhoff, B.J., 2000-02
 Sutter, Bruce, 1985-88
 Suzuki, Kurt, 2017-18
 Swann, Pedro, 2000
 Swanson, Dansby, 2016-20
 Swarzak, Anthony, 2019
 Swisher, Nick, 2015

S (84)

T [27]

Tarasco, Tony, 1993-94
 Tavaraz, Julian, 2008
 Teheran, Julio, 2011-19
 Teixeira, Mark, 2007-08
 Tepedino, Frank, 1973-75
 Terdoslavich, Joey, 2013-15
 Theiss, Duane, 1977-78
 Thobe, Tom, 1995-96
 Thomas, Andres, 1985-90
 Thomas, Charles, 2004
 Thomas, Ian, 2015
 Thomas, Lee, 1966
 Thomson, John, 2004-06
 Thompson, Mike, 1974-75
 Thompson, Milt, 1984-85
 Thorman, Scott, 2006-07
 Tillman, Bob, 1968-70
 Tomlin, Josh, 2019-20
 Torre, Joe, 1966-68
 Torrealba, Pablo, 1975-76
 Torrealba, Steve, 2001-02
 Toussaint, Touki, 2018-20
 Treadway, Jeff, 1989-92
 Trevino, Alex, 1984
 Tucker, Michael, 1997-98
 Tucker, Preston, 2018
 Tuiasosopo, Matt, 2016

U [8]

Uecker, Bob, 1967
 Ugglá, Dan, 2011-13
 Umbach, Arnie, 1966
 Unroe, Tim, 2000
 Upshaw, Cecil, 1966-73
 Upton, B.J., 2013-14
 Upton, Justin, 2013-14
 Uribe, Juan, 2015

V [18]

Valdes, Marc, 2001
 Valdespino, Sandy, 1968
 Valdez, Sergio, 1989-90
 Varney, Pete, 1976
 Varvaro, Anthony, 2011-14
 Vasquez, Jorge, 2005
 Vazquez, Javier, 2009
 Vatcher, Jim, 1990
 Vaughan, Charlie, 1966, 69
 Veal, Donnie, 2015
 Velazquez, Freddie, 1973
 Venters, Jonny, 2010-12, 18-19
 Veras, Quilvio, 2000-01
 Versalles, Zoilo, 1971
 Villarreal, Oscar, 2006-07
 Villegas, Ismael, 2000
 Virgil, Ozzie, 1986-88
 Vizcaino, Arodys, 2011, 2015-19

W [44]

Wade, Terrell, 1995-97
 Wagner, Billy, 2010
 Walden, Jordan, 2013-14
 Walk, Bob, 1981-83
 Walker, Jeremy, 2019
 Walton, Jerome, 1996
 Ward, Daryle, 2006
 Ward, Duane, 1986
 Washington, Claudell, 1981-86
 Watson, Bob, 1982-84
 Webb, Jacob, 2019-20
 Weber, Ryan, 2015-16
 Weigel, Patrick, 2020
 Weiss, Walt, 1998-2000
 Wengert, Don, 2000
 Wessinger, Jim, 1979
 Wetherby, Jeff, 1989
 Whalen, Rob, 2016
 Whisenton, Larry, 1977-79, 81-82

Whitt, Ernie, 1990
 Wickman, Bob, 2006-07
 Wilhelm, Hoyt, 1969-71
 Willard, Jerry, 1991-92
 Williams, Earl, 1970-72, 75-76
 Williams, Gerald, 1998-99
 Wilson, Bryse, 2018-20
 Wilson, Craig, 2007
 Wilson, Jack, 2011
 Winkler, Dan, 2015-19
 Wise, Dewayne, 2004
 Wisler, Matt, 2015-17
 Whited, Ed, 1989
 Whiten, Mark, 1996
 Whiteside, Matt, 2001
 Winkelsas, Joe, 1999
 Withrow, Chris, 2016
 Wohlers, Mark, 1991-99
 Wood, Alex, 2013-14
 Woodall, Brad, 1994-96
 Woodward, Chris, 2007
 Woodward, Woody, 1966-68
 Wright, Jaret, 2003-04
 Wright, Kyle, 2018-20
 Wynn, Jim, 1976

Y [5]

Yates, Tyler, 2006-07
 Ynoa, Huascar, 2019-20
 Young, Matt, 2011
 Young, Jr., Eric, 2015
 Younginger, Madison, 2016

Z [2]

Ziem, Steve, 1987
 Zuvella, Paul, 1982-85

ATLANTA BRAVES COACHES ROSTER (1966-2020)

Aaron, Tommie, 1979-84
 Adair, Billy, 1967
 Appling, Luke, 1981, 84
 Bartirome, Tony, 1986-88
 Baylor, Don, 1999
 Beauchamp, Jim, 1991-98
 Benson, Vern, 1976-77
 Boyer, Cloyd, 1978-81
 Burdette, Lew, 1972-73
 Burgess, Tom, 1978
 Busby, Jim, 1968-75
 Cadahia, Chino, 2007-10
 Cannizzaro, Chris, 1976-78
Castro, José, 2015-20
 Corrales, Pat, 1990-2006
 Dal Canton, Bruce, 1987-90
 Dews, Bobby, 1979-81, 85,
 1997-2006
 Dorish, Harry, 1968-71
Fasano, Sal, 2018-20
 Fletcher, Scott, 2012-14
 Gibson, Bob, 1982-84
 Gonzalez, Fredi, 2003-06
 Goodman, Billy, 1968-70
 Grammas, Alex, 1979

Haas, Eddie, 1974-77, 84
 Hale, DeMarlo, 2020
 Hartsfield, Roy, 1973
 Hernández, Chuck, 2017-18
 Hitchcock, Billy, 1966-67
 Hubbard, Glenn, 1999-2010
 Jackson, Sonny, 1982-83
 Jones, Clarence, 1985, 89-98
 Kennedy, Bob, 1967
Kranitz, Rick, 2019-20
 Majtyka, Roy, 1988-90
 Mathews, Eddie, 1971-72
 Maxvill, Dal, 1982-84
 Mazonne, Leo, 1985, 1990-2005
 McDowell, Roger, 2006-16
 Monchak, Al, 1986-88
 Morales, Rich, 1987
 Nixon, Russ, 1986-87
 Paige, Satchel, 1968
 Parrish, Larry, 2011
 Pendleton, Terry, 2002-17
 Pérez, Eddie, 2007-17
 Pignatano, Joe, 1982-84
 Porter, Bo, 2015-16
Reed, Marty, 2016-20

Resinger, Grover, 1966
 Rettenmund, Merv, 2000-2001
 Ryan, Connie, 1971, 73-74
 Sain, Johnny, 1977, 85-86
Seitzer, Kevin, 2015-20
 Silvestri, Ken, 1966-75
 Skinner, Bob, 1986-88
 Snitker, Brian, 1985, 88-90, 2007-13
 Stargell, Willie, 1986-88
 Starrette, Herm, 1974-76
 Sullivan, John, 1980-81
 Tosca, Carlos, 2011-16
 Walker, Greg, 2012-14
 Walker, Rube, 1982-84
 Ward, Pete, 1978
Washington, Ron, 2017-20
Weiss, Walt, 2018-20
 White, Jo Jo, 1966
 Williams, Jimmy, 1990-1996
 Wine, Bobby, 1985, 88-90
 Wyatt, Whitlow, 1966-67
 Yost, Ned, 1991-2002
Young Sr., Eric, 2018-20

BOSTON/MILWAUKEE BRAVES ROSTER (1900-65)

Following is a list of players who appeared in at least one official Boston Braves/Milwaukee Braves game from 1900 to 1965.

A

Aaron, Hank, 1954-65
 Aaron, Tommie, 1962-65
 Abbaticchio, Ed, 1903-05, 1910
 Adcock, Joe, 1953-62
 Addis, Bob, 1950-51
 Aderholt, Morrie, 1945
 Akers, Bill, 1932
 Allen, Frank, 1916-17
 Alomar, Sandy, 1964-65
 Alou, Felipe, 1964-65
 Anderson, William, 1925
 Andrews, Nathan, 1943-45
 Andrews, Stanley, 1939-40
 Antonelli, John, 1948-50, 53, 61
 Asmussen, Tom, 1907
 Aspromonte, Ken, 1926
 Atwell, Toby, 1956
 Aubrey, Harry, 1903
 Autry, Chick, 1909
 Averill, Earl, 1941
 Avila, Bobby, 1959

B

Babich, John, 1936
 Bagwell, William, 1923
 Bailey, Gene, 1919-20
 Bailey, Fred, 1916-18
 Bailey, Edgar, 1964
 Bailey, Harvey, 1900
 Balas, Mike, 1938
 Ball, James, 1907-08
 Bancroft, David, 1924-27
 Barbare, Walter, 1921-22
 Barberich, Frank, 1907
 Barclay, George, 1904-05
 Barkley, Red, 1939
 Barnes, Jesse, 1915-17, 23-25
 Barnes, Virgil, 1928
 Barnicle, George, 1939-41
 Barrett, Red, 1943-45, 47-49
 Barrett, Frank, 1946
 Barrett, John, 1946
 Barrett, Dick, 1934
 Barron, Red, 1929
 Barry, Shad, 1900-01
 Bass, Doc, 1918
 Batchelder, Joe, 1923-25
 Bates, John, 1906-09
 Beauchamp, James, 1965
 Beaumont, Ginger, 1907-09
 Beazley, John, 1947-49
 Beck, Fred, 1909-10
 Becker, Beals, 1908-09
 Bedell, Howard, 1962
 Bell, Gus, 1962-64
 Bell, Lester, 1928-29
 Bengel, Ray, 1936
 Benton, Lawrence, 1923-27, 35
 Berger, Wally, 1930-37
 Berres, Roy, 1940-41

Betts, Huck, 1932-35
 Bickford, Vernon, 1948-53
 Blackaby, Ethan, 1962, 64
 Blackburne, Russell, 1919
 Blackburn, Earl, 1915-16
 Blanchard, John, 1965
 Blanche, Al, 1935-36
 Blasingame, Wade, 1963-65
 Bloskel, Tony, 1919-23
 Boggs, Ray, 1928
 Bolling, Frank, 1961-65
 Bonner, Frank, 1903
 Bool, Albert, 1931
 Boone, Ray, 1959-60
 Boulets, Jake, 1907-09
 Bowerman, Frank, 1908-09
 Boyd, Robert, 1961
 Boyle, Buzz, 1929-30
 Brady, James, 1912
 Brady, Robert, 1946-47
 Brady, King, 1912
 Brain, David, 1906-07
 Brandt, Ed, 1928-35
 Braun, John, 1964
 Braxton, Garland, 1921-22
 Bray, Buster, 1941
 Bridwell, Albert, 1906-07, 11-12
 Broskie, Sigg, 1940
 Brown, Buster, 1909-13
 Brown, Drummond, 1913
 Brown, Edward, 1926-28
 Brown, Fred, 1901-02
 Brown, Robert, 1930-36
 Brown, Samuel, 1906-07
 Browne, George, 1908
 Brubaker, Wilbur, 1943
 Brunet, George, 1960-61
 Brush, Robert, 1907
 Bruton, William, 1953-60
 Bues, Arthur, 1913
 Buhl, Robert, 1953-62
 Burdette, Lew, 1951-63
 Burke, Frank, 1907
 Burke, William, 1910-11
 Burns, Joe, 1943
 Burris, Paul, 1948, 50, 52-53
 Burrus, Dick, 1925-28
 Bush, Guy, 1936-37
 Butler, Arthur, 1911
 Butler, Cecil, 1962, 64

C

Calderone, Samuel, 1954
 Calhoun, William, 1913
 Callahan, Joe, 1939-40
 Camelli, Hank, 1947
 Cameron, John, 1906
 Campbell, Vin, 1912
 Canavan, Hugh, 1918
 Cannell, Rip, 1904-05
 Cantwell, Ben, 1928-36
 Capri, Pat, 1944
 Cardoni, Ben, 1943-45

Carnett, Edwin, 1941
 Carney, Pat, 1901-04
 Carroll, Clay, 1964-65
 Carroll, Dixie, 1919
 Carty, Rico, 1963-65
 Cather, Teddy, 1914-15
 Causey, Red, 1919
 Chadbourne, Chester, 1918
 Chambers, Rome, 1900
 Chaplin, Tiny, 1936
 Chappell, Larry, 1916-17
 Chappelle, William, 1908-09
 Chatham, Buster, 1930-31
 Cheney, Laurance, 1919
 Chipman, Rob, 1950-52
 Chrisley, Neil, 1961
 Christenbury, Lloyd, 1919-22
 Cimoli, Gino, 1961
 Clark, Earl, 1927-33
 Clarke, Joshua, 1911
 Clarke, Boileyard, 1900
 Clarkson, Buzz, 1952
 Clarkson, William, 1928-29
 Clemens, Clem, 1939, 44
 Clements, John, 1900
 Cline, Ty, 1963-65
 Cloninger, Tony, 1961-65
 Clymer, Otis, 1913
 Cocreham, Gene, 1913-15
 Coffey, Jack, 1909
 Coffman, Dick, 1940
 Cole, David, 1950-53
 Cole, Dick, 1957
 Collins, Cyril, 1913-14
 Collins, Zip, 1915-17
 Collins, James, 1900
 Collins, William, 1910-11
 Compton, Pete, 1915-16
 Conatser, Clinton, 1948-49
 Contey, Gene, 1952, 54-58
 Conlon, Arthur, 1923
 Connaughton, Frank, 1906
 Connolly, Joe, 1913-16
 Connor, Joe, 1900
 Constable, James, 1962
 Conway, Rip, 1918
 Cooley, Duff, 1901-04
 Cooney, James, 1928
 Cooney, John, 1921-30, 38-42
 Cooney, William, 1909-10
 Cooper, Morton, 1945-47
 Cooper, Walker, 1950-53
 Coscarat, Joe, 1935-36
 Cottier, Charles, 1959-60
 Cottrell, Ensign, 1914
 Courtney, Ernie, 1902
 Cousineau, Dee, 1923-25
 Covington, Sam, 1917-18
 Covington, Wes, 1956-61
 Cowan, Billy, 1965
 Cozart, Charles, 1945
 Crandall, Delmar, 1949-63
 Crandall, Doc, 1918
 Creedon, Connie, 1943

Crolius, Fred, 1901
 Crone, Ray, 1954-57
 Cronin, William, 1928-31
 Crowe, George, 1952-55
 Cruise, Walton, 1919-24
 Crum, Calvin, 1917-18
 Crutcher, Rich, 1914-15
 Cuccinello, Anthony, 1936-40, 42-43
 Culler, Richard, 1944-47
 Cummings, Jack, 1929
 Cunningham, Bruce, 1929-32
 Cunningham, William, 1924
 Cuppy, George, 1900
 Curran, Sam, 1902
 Curtis, Clifton, 1909-11
 Curtis, Jack, 1962
 Cusick, Jack, 1952

D

Dagenhard, John, 1943
 Dahlen, William, 1908-09
 Dam, Bill, 1909
 Daniels, Jack, 1952
 Dark, Alvin, 1946, 48-49, 60
 Davis, George, 1913-15
 Deal, Charles, 1913-14
 Delahanty, James, 1904-05
 De La Hoz, Miguel, 1964-65
 Delaney, Arthur, 1928-29
 Demaree, Al, 1919
 Demaree, Frank, 1941-42
 De Merit, John, 1957-59, 61
 De Montreville, Gene, 1901-02
 Dessau, Rube, 1907
 Detwiller, Ducky, 1942, 46
 Devlin, Arthur, 1912-13
 De Vogt, Rex, 1913
 Devore, Joshua, 1914
 Dexter, Charles, 1902-03
 Dickson, Walter, 1912-13
 Diehl, Ernest, 1906, 09
 Diehl, George, 1942-43
 Dillard, Don, 1963, 65
 DiMaggio, Vince, 1937-38
 Dinneen, William, 1900-01
 Dittmer, Jack, 1952-56
 Dolan, Cozy, 1905-06
 Doll, Arthur, 1936, 38
 Donlin, Mike, 1911
 Donnelly, Ed, 1911-12
 Donnelly, Blix, 1951
 Donovan, Dick, 1950-52
 Donovan, Bill, 1942-43
 Dorner, Gus, 1906-09
 Drabowsky, Moe, 1961
 Dressen, William, 1931
 Dresser, Robert, 1902
 Drews, Frank, 1944-45
 Dudra, John, 1941
 Duffy, Hugh, 1900
 Dugey, Oscar, 1913-14, 20
 Dunlap, William, 1929-30

E

Earley, Tom, 1938-42, 45
 Eason, Malcolm, 1902
 Eays, Edwin, 1920-21

Eckhardt, Ox, 1932
 Edelman, John, 1955
 Edwards, Foster, 1925-28
 Egan, Dick, 1915-16
 Eilers, David, 1964-65
 Elliott, Bob, 1947-51
 Elliott, Rowdy, 1910
 Elliott, Glenn, 1947-49
 Elliott, Jumbo, 1934
 Emmerich, Robert, 1923
 English, Gilbert, 1937-38
 Erickson, Dick, 1938-42
 Estock, George, 1951
 Etchison, Buck, 1943-44
 Evans, Chick, 1909-10
 Evers, John, 1914-17, 29

F

Fallenstein, Ed, 1933
 Farrell, Doc, 1927-29
 Farrell, Kerby, 1943
 Felix, Gus, 1923-25
 Ferguson, George, 1908-11
 Fernandez, Nanny, 1942-47
 Ferrell, Wesley, 1941
 Fette, Louis, 1937-40, 45
 Fillingim, Dana, 1918-23
 Fischer, Hank, 1962-65
 Fisher, Thomas, 1904
 Fitzberger, Charles, 1928
 Fitzpatrick, Ed, 1915-17
 Flaherty, Pat, 1907-08, 11
 Fletcher, Elbie, 1934-39, 49
 Ford, Gene, 1936
 Ford, Hod, 1919-23, 32-33
 Fournier, Jacques, 1927
 Fox, Terrence, 1960
 Frankhouse, F.M., 1930-35, 39
 Fraser, Chick, 1905
 Frasier, Victor, 1937
 Freigau, Howard, 1928
 Freeman, John, 1900
 Frock, Sam, 1907, 10-11
 Funk, Franklin, 1963

G

Gabler, Frank, 1937-38
 Gabrielson, L.G., 1960, 63-64
 Gallagher, Gil, 1922
 Gammons, Daff, 1901
 Garms, Debs, 1937-39
 Gautreau, Doc, 1925-28
 Gearin, Dinty, 1924
 Geier, Phil, 1904
 Genewich, Joe, 1922-28
 Gentile, Sam, 1943
 George, Lefty, 1918
 Geraghty, Ben, 1943-44
 Gervais, Lefty, 1913
 Getz, Gustave, 1909-10
 Gibson, Frank, 1921-27
 Giggie, Robert, 1959-60
 Gilbert, Lawrence, 1914-15
 Gillenwater, Carden, 1945-46
 Gladu, Roland, 1944
 Glossop, Alban, 1940
 Goldsmith, Hal, 1926-28
 Gonder, Jesse, 1965

Gonzalez, Mike, 1912
 Good, Eugene, 1906
 Good, Ralph, 1910
 Good, Wilbur, 1910-11
 Gordon, Sidney, 1950-53
 Gorin, Charles, 1954-55
 Gowdy, Hank, 1911-23, 29-30
 Graham, Peaches, 1908-11
 Graham, Kyle, 1924-26
 Graves, Sid, 1927
 Greenfield, Kent, 1927-29
 Gremminger, Ed, 1902-03
 Grempp, Buddy, 1940-42
 Griffin, Hank, 1911-12
 Griffith, Thomas, 1913-14
 Grimes, Burleigh, 1930
 Grosart, George, 1901
 Gyselman, Rich, 1933-34

H

Haid, Hal, 1931
 Haas, Eddie, 1958, 60
 Haefner, Mickey, 1950
 Hale, Dad, 1902
 Hall, Robert, 1949-50
 Hanebrink, Harry, 1953, 57-58
 Hannifin, John, 1908
 Hargrave, Pinky, 1932-33
 Harley, Dick, 1905
 Harris, David, 1925, 28
 Hartman, Robert, 1959
 Hartsfield, Roy, 1950-52
 Haslin, Mickey, 1936
 Hassett, Buddy, 1939-41
 Hazle, Robert, 1957-58
 Hearn, Bunn, 1918, 20
 Hearn, Bunny, 1926-29
 Heath, Jeff, 1948-49
 Heltzel, Heinie, 1943
 Hendley, Bob, 1961-63
 Hendrickson, Donald, 1945-46
 Henry, John, 1918
 Henry, Snake, 1922-23
 Herman, William, 1946
 Hermann, Albert, 1923-24
 Hersh, Earl, 1956
 Hershey, Frank, 1905
 Herzog, Buck, 1910-11, 18-19
 Hess, Otto, 1912-15
 Heving, Joe, 1945
 Hickey, James, 1942, 44
 High, Andrew, 1925-27
 Hill, John, 1939
 Hinton, John, 1901
 Hitchcock, Jim, 1938
 Hodgkin, Elmer, 1939
 Hoeft, William, 1964
 Hofferth, Stewart, 1944-46
 Hoffman, Izzy, 1907
 Hogan, Shanty, 1925-27, 33-35
 Hogg, Brad, 1911-12
 Hogue, Robert, 1948-51
 Holke, Walter, 1919-22
 Holland, Dutch, 1932-33
 Hollingsworth, Bonnie, 1928
 Holmes, Tom, 1942-51
 Hood, Abie, 1925
 Hoop, John, 1946-47

Hoover, Dick, 1952
 Hornsby, Rogers, 1928
 Houser, Ben, 1911-12
 Howard, Del, 1906-07
 Huber, Otto, 1939
 Hughes, Tom, 1914-18
 Hulihan, Harry, 1922
 Hunnefield, William, 1931
 Huston, Warren, 1944
 Hutchings, John, 1941-42, 44-46
 Hutchinson, Ira, 1937-38, 44-45\

I

Ingerton, Scotty, 1911

J

Jacklitsch, Fred, 1917
 Jackson, George, 1911-13
 James, Bernie, 1929-30
 James, William, 1913-15, 19
 Javery, Alva, 1940-46
 Jay, Joe, 1953-60
 Jeffcoat, George, 1943
 Jester, Virgil, 1952-53
 Jethroe, Sam, 1950-52
 Johnson, Arthur, 1940-42
 Johnson, Ernie, 1950-58
 Johnson, Ken, 1965
 Johnson, Louis, 1962
 Johnson, Roy, 1937-38
 Johnson, Silas, 1946-47
 Johnston, James, 1926
 Jolly, David, 1953-57
 Jones, John, 1920
 Jones, Ken, 1930
 Jones, Mack, 1961-65
 Jones, Percy, 1929
 Jones, Sheldon, 1952
 Jones, Nippy, 1957
 Jones, William, 1911-12
 Jordan, Buck, 1932-37
 Joost, Eddie, 1943, 45

K

Kahle, Robert, 1938
 Kahn, Owen, 1930
 Kaiser, Albert, 1911-12
 Kamp, Ike, 1924-25
 Kane, Tom, 1938
 Karl, Andy, 1947
 Keating, Ray, 1919
 Kelleher, John, 1924
 Kelley, Joseph, 1908
 Kelley, Dick, 1964-65
 Kelly, James, 1918
 Kelly, Joe, 1917-19
 Kenney, Arthur, 1938
 Kerr, Buddy, 1950-51
 Kibbie, Hod, 1925
 King, Lee, 1919
 Kirke, Jay, 1911-13
 Kittredge, Malachi, 1901-03
 Klaus, William, 1952-53
 Klimchock, Louis, 1962-65
 Kling, John, 1911-12

Klobedanz, Frederick, 1902
 Klopp, Stan, 1944
 Kluttz, Clyde, 1942-45
 Knetzer, Elmer, 1916
 Knight, Jack, 1927
 Knothe, Fritz, 1932-33
 Knotts, Joe, 1907
 Kolb, Gary, 1964-65
 Konetchy, Ed, 1916-18
 Konstanty, Jim, 1946
 Kopf, William, 1922-23
 Koppe, Joe, 1958
 Koslo, Dave, 1954-55
 Kowalik, Fabian, 1936
 Kraft, Clarence, 1914
 Kroh, Rube, 1912
 Krsnich, Mike, 1960, 62
 Kruger, Art, 1910
 Kuczek, Steve, 1949

L

Lake, Fred, 1910
 Lakeman, Albert, 1949
 La Manna, Frank, 1940-42
 Lane, Hunter, 1924
 Lanfranconi, Walt, 1947
 Lanning, John, 1936-39, 47
 Lansing, Eugene, 1922
 Larker, Norman, 1963
 Larsen, Swede, 1936
 Lary, Frank, 1964
 Lau, Charles, 1960-61
 Lauterborn, William, 1904-05
 Lawson, Robert, 1901
 Leach, Fred, 1932
 Lee, Harold, 1933-36
 Lee, William, 1945-46
 Lefler, Wade, 1924
 Leggett, Louis, 1929
 Lemaster, Denny, 1962-65
 Leverett, Dixie, 1929
 Lewis, Edward, 1900
 Lewis, William, 1935-36
 Liddle, Don, 1953
 Liese, Fred, 1910
 Lindaman, Vive, 1960-09
 Lindemann, Ernest, 1907
 Linden, Walter, 1950
 Lindquist, Carl, 1943-44
 Litwhiler, Danny, 1946-48
 Littlefield, Dick, 1958
 Livingston, Tom, 1949
 Loane, Bob, 1940
 Logan, John, 1951-61
 Logan, Bob, 1945
 Lombardi, Ernie, 1942
 Long, Red, 1902
 Lopata, Stan, 1959-60
 Lopez, Al, 1936-40
 Lord, Bris, 1913
 Low, Fletcher, 1915
 Lucas, Charles, 1924-25
 Luque, Dolf, 1914-15
 Lush, Billy, 1901-02
 Lyons, Al, 1948

M

MacFayden, Dick, 1935-39, 43
 Mack, Joe, 1945
 MacKenzie, Ken, 1960-61
 Macon, Max, 1944-47
 Madden, Tom, 1906
 MacPherson, Harry, 1944
 Magee, Sherry, 1915-17
 Maggert, Harl, 1938
 Maguire, Fred, 1929-31
 Majeski, Hank, 1939-41
 Malarkey, John, 1902-03
 Malkmus, Bobby, 1957
 Mallon, Les, 1934-35
 Maloney, Charlie, 1908
 Mangum, Leo, 1932-35
 Mann, L., 1913-14, 19-20, 24-27
 Manno, Don, 1940-41
 Mantilla, Felix, 1956-61
 Manville, Dick, 1950
 Maranville, Rabbit, 1912-20, 29-35
 Marquard, Rube, 1922-25
 Marquez, Luis, 1951
 Marriott, Bill, 1925
 Marshall, Willard, 1950-52
 Marshall, Doc, 1904
 Martel, Marty, 1910
 Martin, Jack, 1914
 Martin, Bill, 1914
 Martin, Ray, 1943, 47-48
 Masi, Phil, 1939-49
 Massey, Roy, 1918
 Massey, Mike, 1917
 Mathes, Joe, 1916
 Mathews, Ed, 1952-65
 Mattern, Al, 1908-12
 Matthews, Joe, 1922
 Mauch, Gene, 1950-51
 Maye, Lee, 1959-65
 Mayo, Ed, 1937-38
 McAfee, Bill, 1931
 McAuliffe, Gene, 1904
 McCarthy, John, 1943, 46
 McCarthy, Tom, 1908-09
 McCarthy, Bill, 1906
 McCarthy, William J., 1905
 McCleskey, Jeff, 1913
 McCloskey, Jim, 1936
 McCormick, Frank, 1947-48
 McCormick, Mike, 1946-48
 McCreery, Tom, 1903
 McDonald, Tex, 1913
 McDonald, Ed, 1911-12
 McElyea, Frank, 1942
 McGann, Dan, 1908
 McGee, Dan, 1934
 McGowan, Frank, 1937
 McInnis, Stuffy, 1923-24
 McKechnie, William, 1913
 McLeod, Ralph, 1938
 McMahan, Don, 1957-62
 McManus, Marty, 1934
 McMillian, Roy, 1961-64
 McNamara, Dinny, 1927-28
 McNamara, Tim, 1922-25
 McNichol, Ed, 1904
 McQuillan, Hugh, 1918-22, 27
 McTigue, Bill, 1911-13

Medwick, Joe, 1945
 Menke, Denis, 1962-65
 Metkovich, Catfish, 1954
 Meyers, Chief, 1917
 Miller, Ed, 1939-42
 Miller, Frank, 1922-23
 Miller, Doc, 1910-12
 Miller, Tom, 1918-19
 Mills, Art, 1927-28
 Mitchell, Fred, 1913
 Mogridge, George, 1926-27
 Montgomery, Al, 1941
 Moore, Gene, 1936-38, 40-41
 Moore, Eddie, 1926-28
 Moore, Randy, 1930-35
 Moran, Al, 1938-39
 Moran, Herbie, 1908-10, 14-15
 Moran, Pat, 1901-05
 More, Forrest, 1909
 Morehead, Seth, 1961
 Morgan, Cyril, 1921-22
 Morgan, Joe, 1959
 Moriarity, Ed, 1935-36
 Moroney, Jim, 1906
 Morrison, Guy, 1927-28
 Morton, Bubba, 1963
 Moss, Ray, 1931
 Mowry, Joe, 1933-35
 Mueller, Heinie, 1928-29
 Mueller, Ray, 1935-38, 51
 Muich, Joe, 1924
 Mulligan, Dick, 1946-47
 Murff, Red, 1956-57
 Murphy, Dave, 1905
 Murphy, Frank, 1901
 Murphy, Buzz, 1918
 Murray, James, 1914
 Murray, Jim, 1936
 Murtaugh, Dan, 1947
 Myers, Hap, 1913

N

Needham, Tom, 1904-07
 Nehf, Art, 1915-19
 Neill, Tom, 1946-47
 Neis, Bernie, 1925-26
 Nelson, Tom, 1945
 Neun, John, 1930-31
 Nichols, Kid, 1900-01
 Nichols, Chet, 1951, 54-56
 Nicholson, Fred, 1921-22
 Niekro, Phil, 1964-65
 Nieman, Butch, 1943-45
 Niggeling, John, 1938, 46
 Nixon, Al, 1921-23
 North, Lou, 1924
 Northrop, Jake, 1918-19
 Nottebart, Don, 1960-62
 Noyes, Wynn, 1913
 Nutter, Dizzy, 1919

O

O'Brien, John, 1959
 O'Connell, Dan, 1954-57
 O'Dea, Ken, 1946
 O'Dell, Billy, 1965
 Odum, Dave, 1943
 Oeschger, Joe, 1919-23

Ogrodowski, Joe, 1925
 O'Hara, Kid, 1904
 Oliver, Gene, 1963-65
 Olivo, Chichi, 1961, 64-65
 Olmo, Luis, 1950-51
 O'Neil, Mickey, 1919-25
 O'Neill, Jack, 1906
 Orndorff, Jesse, 1907
 O'Rourke, Frank, 1912
 Osborne, Wayne, 1936
 Osinski, Dan, 1965
 Outlaw, Jimmy, 1939

P

Padgett, Don, 1946
 Padgett, Ernie, 1923-25
 Pafko, Andy, 1953-59
 Paine, Phil, 1951, 54-57
 Palmero, Emilio, 1928
 Parson, Jiggs, 1910-11
 Patton, Gene, 1944
 Peery, Red, 1929
 Pendleton, Jim, 1953-56
 Perdue, Hub, 1911-14
 Peploski, Henry, 1929
 Pfeffer, Jeff, 1906-08, 11
 Phillips, Damon, 1944, 46
 Phillips, Ed, 1924
 Phillips, Taylor, 1956-57
 Piatt, Wiley, 1903
 Piche, Ron, 1960-63
 Pick, Charlie, 1919-20
 Pickrel, Clarence, 1934
 Piechota, Al, 1940-41
 Pierotti, Al, 1920-21
 Pilney, Anoy, 1936
 Pisoni, Jim, 1959
 Pittinger, Toggie, 1900-04
 Pizarro, Juan, 1957-60
 Poland, Hugh, 1943-44, 46
 Posedel, Bill, 1939-41, 46
 Potter, Nels, 1948-49
 Powell, Ray, 1917-24
 Preibisch, Mel, 1940-41
 Prendergast, Jim, 1948
 Pruet, Hub, 1932
 Pyle, Ewald, 1945

Q

Queen, Bill, 1954
 Quinn, Jack, 1913

R

Ragan, Pat, 1915-19
 Ramsey, Bill, 1945
 Randall, Newt, 1907
 Ranew, Merritt, 1964
 Rariden, Bill, 1909-13
 Rawlings, John, 1917-20
 Raymer, Fred, 1904-05
 Raymond, Claude, 1961-63
 Reed, Bill, 1952
 Rehg, Wally, 1917-18
 Reid, Earl, 1946
 Reis, Robert, 1936-38
 Reis, Tom, 1938
 Reiser, Pete, 1949-50

Reulbach, Ed, 1916-17
 Rhem, Flint, 1934-35
 Rhief, Billy, 1930
 Rice, Del, 1955-59
 Rich, Woody, 1944
 Richbourg, Lance, 1927-31
 Richie, Lew, 1909-10
 Rickert, Joe, 1901
 Rickert, Marv, 1948-49
 Rico, Art, 1916-17
 Riconda, Harry, 1926
 Riddle, John, 1937-38
 Riggert, Joe, 1919
 Riley, Jim, 1910
 Ritchey, Claude, 1907-09
 Roach, Mel, 1953-54, 57-61
 Roberge, Skip, 1941-42, 46
 Robertson, Charlie, 1927-28
 Robertson, Gene, 1929-30
 Robinson, Humberto, 1955-58
 Rollings, Red, 1930
 Roof, Phil, 1961, 64
 Roselli, Bob, 1955-56, 58
 Roser, Steve, 1946
 Roser, John, 1922
 Ross, Chet, 1939-44
 Rowell, Bama, 1939-41, 46-47
 Roy, Norm, 1950
 Rudolph, Dick, 1913-20, 22, 27
 Rush, Bob, 1958-60
 Russell, Jim, 1948-49
 Ruth, Babe, 1935
 Ryan, Connie, 1943-44, 46-50
 Ryan, Rasy, 1925-26

S

Sadowski, Bob, 1963-65
 Sain, John, 1942, 46-51
 St. Claire, Ebba, 1951-53
 Salkeld, Bill, 1948-49
 Samuel, Amado, 1962-63
 Sanders, Raymond, 1946, 1948-58
 Sandlock, Mike, 1942, 44
 Salvo, Manny, 1940-43
 Sauer, Ed, 1949
 Sawatski, Carl, 1957-58
 Scalzi, John, 1931
 Scarsella, Les, 1940
 Schacht, Sid, 1951
 Schacker, Hal, 1945
 Schmidt, Butch, 1913-15
 Schneider, Dan, 1963-64
 Schoendienst, Red, 1957-60
 Schreiber, Hank, 1917
 Schulmerich, Wes, 1913-33
 Schulte, Jack, 1906
 Schulte, John, 1932
 Schultz, Joe, 1912-13
 Schuster, William, 1939
 Schwind, Arthur, 1912
 Scott, Jack, 1917-21
 Seibold, Socks, 1929-33
 Sellers, Rube, 1910
 Seymour, Cy, 1913
 Shannon, Joe, 1915
 Shannon, Red, 1915
 Sharpe, Bud, 1905, 10
 Shaw, Alfred, 1909

Shaw, Robert, 1962-63
 Shay, Marty, 1924
 Shean, Dave, 1909-10, 12
 Shearer, Ray, 1957
 Sheely, Earl, 1931
 Shemo, Stan, 1944-45
 Sherdel, William, 1930-32
 Shires, Art, 1932
 Shoffner, Milt, 1937-39
 Shoun, Clyde, 1947-49
 Shupe, Vincent, 1945
 Siemer, Oscar, 1925-26
 Simmons, Alousius, 1939
 Siner, Hosea, 1909
 Singleton, Elmer, 1945-46
 Sisler, George, 1928-30
 Sisti, Sibby, 1939-42, 46-54
 Slagle, James, 1901
 Slaughter, Enos, 1959
 Sleater, Louis, 1956
 Smalley, Roy, 1954
 Smith, Earl, 1923-24
 Smith, Elmer, 1901
 Smith, Fred, 1913
 Smith Harry, 1908-10
 Smith, Jack, 1964
 Smith, Jack, 1926-29
 Smith, Jimmy, 1918
 Smith, Red, 1914-1919
 Smith, Robert, 1923-30, 33-37
 Snodgrass, Fred, 1915-16
 Southworth, Billy, 1921-23
 Southworth, William, 1964
 Spahn, Warren, 1942, 46-64
 Spangler, Albert, 1959-61
 Spencer, Chester, 1906
 Sperber, Edwin, 1924-25
 Spohrer, Alfred, 1928-35
 Spratt, Harry, 1911-12
 Stahl, Chick, 1900
 Stanky, Ed, 1948-49
 Stanley, Joe, 1903-04
 Starr, Charles, 1909
 Starr, Ray, 1933
 Steinfeldt, Harry, 1911
 Stern, Fred, 1908-09
 Stengel, Casey, 1924-25
 Stewart, Joe, 1904
 Stout, Allyn, 1943
 Strand, Paul, 1913-15
 Street, Gabby, 1905
 Strincevich, Nicholas, 1940-41
 Stripp, Joe, 1938
 Stroebel, Allie, 1905-06
 Sturgeon, Robert, 1948
 Stryker, Dutch, 1924
 Sullivan, Andrew, 1904
 Sullivan, John, 1920-21
 Sullivan, Joe, 1939-41
 Sullivan, William, 1900
 Surkont, Max, 1950-53
 Sutcliffe, Butch, 1938
 Sweeney, William, 1907-13
 Swift, William, 1940

T
 Talcott, Roy, 1943
 Tanner, Chuck, 1955-57

Taylor, Ben, 1955
 Taylor, Ed, 1926
 Taylor, Robert, 1957-58, 61-63
 Taylor, Zack, 1926-29
 Tenney, Fred, 1900-07, 11
 Terry, Zebulon, 1918
 Thevenow, Tom, 1937
 Thiel, Bert, 1952
 Thomas, Frank, 1961, 65
 Thomas, Herbert, 1924-25, 27
 Thomas, Roy, 1909
 Thomas, Walter, 1908
 Thompson, Don, 1949
 Thompson, Fuller, 1911
 Thompson, Tommy, 1933-36
 Thomson, Bobby, 1954-57
 Thorpe, Bob, 1951-53
 Thorpe, Jim, 1919
 Tiefenauer, Bobby, 1963-65
 Tierney, Cotton, 1924
 Titus, John, 1912-13
 Tobin, James, 1940-45
 Torgeson, Earl, 1947-52
 Torphy, Red, 1920
 Torre, Frank, 1956-60
 Torre, Joe, 1960-65
 Tost, Louis, 1942-43
 Touchstone, Clayland, 1928-29
 Townsend, Ira, 1920-21
 Townsend, Leo, 1920-21
 Trageser, Walter, 1913-19
 Trowbridge, Robert, 1956-59
 Tuckey, Thomas, 1908-09
 Turner, James, 1937-39
 Twombly, George, 1917
 Tyler, Fred, 1914
 Tyler, Lefty, 1910-17
 Tyler, John, 1934-35

U
 Uecker, Bob, 1962-63
 Ulisney, Mike, 1945
 Umbach, Arnold, 1964
 Upham, William, 1918
 Urban, Luke, 1927-28
 Urbanski, William, 1931-37

V
 Vargas, Roberto, 1955
 Vargas, William, 1925-26
 Veigel, Allan, 1939
 Veltman, Arthur, 1931
 Verban, Emil, 1950
 Vernon, Mickey, 1959
 Voisle, William, 1947-49
 Volz, Jake, 1905
 Voyles, Philip, 1929

W
 Wagner, William, 1918
 Wall, Murray, 1950
 Wallace, Lefty, 1942, 45-46
 Wallen, Norman, 1945
 Walsh, Edward, 1917
 Walsh, Joe, 1938
 Walters, Bucky, 1931-32, 50
 Waner, Lloyd, 1941

Waner, Paul, 1941-42
 Warstler, Rabbit, 1936-40
 Wasem, Link, 1937
 Watson, Mule, 1920-22
 Weafer, Hal, 1936
 Weaver, Orlie, 1911
 Weeden, Charles, 1911
 Weir, Roy, 1936-39
 Welsh, Jimmy, 1925-27, 29-30
 Wentzel, Stan, 1945
 Wertz, Johnny, 1926-29
 West, Max, 1938-42, 46
 Westerberg, Oscar, 1907
 Weston, Alfred, 1929
 Whaling, Bert, 1913-15
 Whelan, Tom, 1920
 Whisenant, Pete, 1952
 Whitcher, Robert, 1945
 White, Charles, 1954-55
 White, Ernest, 1946-48
 White, Kirby, 1909-1910
 White, Steve, 1912
 White, Samuel C., 1961
 White, Samuel L., 1919
 Whitehouse, Gilbert, 1912
 Whitney, Pinky, 1933-36
 Whitted, Possum, 1914
 Wickland, Albert, 1918
 Wietelmann, Whitey, 1939-46
 Wilborn, Claude, 1940
 Wilhelm, Kaiser, 1904-05
 Wilhoit, Joe, 1916-17
 Willey, Carlton, 1958-62
 Willis, Victor, 1900-05
 Williams, Ace, 1940, 46
 Williams, Earl, 1928
 Williams, Pop, 1903
 Wilson, Arthur, 1918-20
 Wilson, Charles, 1931
 Wilson, Frank, 1924-26
 Wilson, James, 1951-54
 Wise, Casey, 1958-59
 Witherup, Roy, 1906
 Wolverton, Harry, 1905
 Womack, Sidney, 1926
 Woodend, George, 1944
 Woodward, Woody, 1963-65
 Workman, Charles, 1943-46
 Worthington, Red, 1931-34
 Wright, Albert, 1933
 Wright, Ab, 1944
 Wright, Ed, 1945-48

Y
 Yeargin, James, 1922, 24
 Young, Cy, 1911
 Young, Harley, 1908
 Young, Herman, 1911
 Young, Irving, 1905-08

Z
 Zachary, Tom, 1930-34
 Zinn, Guy, 1913



OPPONENTS

ARIZONA DIAMONDBACKS

25-35 (5TH NL WEST)



Chase Field (48,618)
401 East Jefferson Street
Phoenix, AZ 85004
602.462.6500
dbacks.com

TOREY LOVULLO
MANAGER



Executive VP & General Manager.....Mike Hazen
Senior Director, Team TravelRoger Riley
SVP, Content and CommunicationsJosh Rawitch
Sr. Director, Player & Media Relations.....Casey Wilcox

ALL-TIME VS. DIAMONDBACKS

Record.....83-68	Last Braves 2-game sweep4/27-28/98	Last D-Backs 2-game sweep 5/18-19/11
Record in Atlanta39-33	Last Braves 3-game sweep 7/14-16/17	Last D-Backs 3-game sweep4/16-18/19
Record on road44-35	Last Braves 4-game sweepNone	Last D-Backs 4-game sweep6/1-4/06

Blue for Home Games

CHICAGO CUBS

34-26 (1ST NL CENTRAL)



Wrigley Field (41,268)
1060 W. Addison Street
Chicago, IL 60613
(773) 404-CUBS (2827)
cubs.com

DAVID ROSS
MANAGER



President, Baseball OperationsJed Hoyer
Director, Team Travel.....Vijay Tekchandani
Director, Media Relations.....Jason Carr
Representative, Media Relations.....William Nadal

ALL-TIME VS. CUBS

Record (since 1900)893-1,062-12	Last Braves 2-game sweep4/12-13/98	Last Cubs 2-game sweep7/20-21/98
Record (Atlanta Era) 276-260-2	Last Braves 3-game sweep 4/1-4/19	Last Cubs 3-game sweep7/17-19/17
Record in Atlanta152-118-2	Last Braves 4-game sweep7/4-7/05	Last Cubs 4-game sweep 8/20-23/15
Record on road (since 1900)400-580-3		
Record on road (Atlanta Era) 124-142		

Blue for Home Games

CINCINNATI REDS

31-29 (T-2ND NL CENTRAL)



Great American Ball Park (42,271)
100 Joe Nuxhall Way
Cincinnati, OH 45202
(513) 765-7800
reds.com

DAVID BELL
MANAGER



President of Baseball Operations Nick Krall
Senior Director, Team Travel Gary Wahoff
Vice President, Media Relations..... Rob Butcher

ALL-TIME VS. REDS

Record (since 1900).....995-1109-13
Record (Atlanta Era)..... 324-367-1
Record in Atlanta164-177
Record on road (since 1900).....475-587-8
Record on road (Atlanta Era)..... 160-190-1

Last Braves 2-game sweep 5/19-20/10
Last Braves 3-game sweep4/25-27/14
Last Braves 4-game sweep9/3-5/54
Last Braves 5-game sweep5/31-6/3/84

Last Reds 2-game sweep.....9/28-29/87
Last Reds 3-game sweep.....9/4-6/09
Last Reds 4-game sweep.....5/21-24/12
Last Reds 5-game sweep.....None

Blue for Home Games

COLORADO ROCKIES

26-34 (4TH NL WEST)



Coors Field (50,144)
2001 Blake Street
Denver, CO 80205
(303) 292-0200
rockies.com

BUD BLACK
MANAGER



EVP & General ManagerJeff Bridich
Vice President, Communications.....Jill Campbell
Supervisor, Communications.....Cory Little

ALL-TIME VS. ROCKIES

Record124-88
Record in Atlanta66-37
Record on road58-51

Last Braves 2-game sweep4/8-9/19
Last Braves 3-game sweep5/4-6/12
Last Braves 4-game sweep7/29-8/1/13

Last Rockies 2-game sweep4/25-26-98
Last Rockies 3-game sweep8/23-25/10
Last Rockies 4-game sweep8/16-19/1

Blue for Home Games

LOS ANGELES DODGERS

43-17 (1ST NL WEST)



Dodger Stadium (56,000)
1000 Elysian Park Avenue
Los Angeles, CA 90012
(323) 224-1301
dodgers.com

President of Baseball Operations.....Andrew Friedman
Senior Director, Team Travel.....Scott Akasaki
Senior Director, Public Relations.....Joe Jareck
Manager, Public Relations.....Juan Dorado



DAVE ROBERTS
MANAGER

ALL-TIME VS. DODGERS

Record (since 1900).....949-1,141-22	Last Braves 2-game sweep.....9/9-10/97	Last Dodgers 2-game sweep.....7/26-27/95
Record (Atlanta Era).....304-375-1	Last Braves 3-game sweep.....5/17-19/13	Last Dodgers 3-game sweep.....5/6-8/19
Record in Atlanta.....167-171-1	Last Braves 4-game sweep.....7/12-14/56	Last Dodgers 4-game sweep.....7/26-29/90
Record on road (since 1900).....426-631-13		
Record on road (Atlanta Era).....137-204		

2020 RESULTS - DODGERS 4, BRAVES 2

Date	Result	Win-Loss-Save	Date	Result	Win-Loss-Save
5/6	L,5-3	Buehler-Gausman-Urias	8/16	L,8-3	Kolarek-Newcomb-Urias
5/7	L,9-0	Ryu-Fried-None	8/17	W,4-3	Newcomb-Ryu-Melancon
5/8	L,9-4	Kershaw-Foltynewicz	8/18	W,5-3	Swarzak-May-Melancon

Blue for Home Games

MIAMI MARLINS

31-29 (2ND NL EAST)



Marlins Park (37,442)
501 Marlins Way
Miami, FL 33125
(305) 480-1300
marlins.com

General Manager.....Kim Ng
Director, Team Travel.....Max Thomas
VP, Communications & Broadcasting.....Jason Latimer
Assistant Director, Communications.....Jon Erik Alvarez



DON MATTINGLY
MANAGER

ALL-TIME VS. MARLINS

Record.....275-187	Last Braves 2-game sweep.....7/30-31/18	Last Marlins 2-game sweep.....5/13-14/97
Record in Atlanta.....149-86	Last Braves 3-game sweep.....8/20-22/19	Last Marlins 3-game sweep.....9/25-27/15
Record on road.....126-101	Last Braves 4-game sweep.....8/13-15/18	Last Marlins 4-game sweep.....None

2020 RESULTS - BRAVES 6, MARLINS 4

Date	Result	Win-Loss-Save	Date	Result	Win-Loss-Save
8/14	L, 2-8	López-Wright-None	9/9	W, 29-9	Dayton-López-Wilson
8/15	W, 2-1	Smith-Kintzler-Melancon	9/21	W, 5-4	Matzek-Rogers-Melancon
8/16	W, 4-0	O'Day-Vincent-None	9/22	W, 11-1	Wilson-Ureña-None
9/7	L, 4-5 (10)	Kintzler-Minter-Vincent	9/23	W, 9-4	Jackson-Smith-None
9/8	L, 0-8	Sánchez-Wright-None	9/24	L, 2-4	López-Anderson-Kintzler

Blue for Home Games

MILWAUKEE BREWERS

29-31 (4TH NL CENTRAL)



Miller Park (41,900)
One Brewers Way
Milwaukee, WI 53214
(414) 902-4500
brewers.com

CRAIG COUNSELL
MANAGER



President, Baseball Ops & GM..... David Stearns
Sr. Director, Team Travel/Clubhouse Ops..... Dan Larrea
Senior Director, Media Relations..... Mike Vassallo
Senior Coordinator, Media Relations Andrew Gruman

ALL-TIME VS. BREWERS

Record.....87-63	Last Braves 2-game sweepNone	Last Brewers 2-game sweepNone
Record in Atlanta47-30	Last Braves 3-game sweep 4/13-15/12	Last Brewers 3-game sweep..... 5/24-26/16
Record on road40-33	Last Braves 4-game sweep5/2-5/11	Last Brewers 4-game sweepNone

Blue for Home Games

NEW YORK METS

26-34 (4TH NL EAST)



Citi Field (41,922)
123-01 Roosevelt Avenue
Flushing, NY 11368
(718) 507-6387
mets.com

LUIS ROJAS
MANAGER



Team President.....Sandy Alderson
Director of Team Travel..... Brian Small
Vice President, Communications..... Harold Kaufman
Senior Director, Media Relations..... Ethan Wilson

ALL-TIME VS. METS

Record.....475-393-1	Last Braves 2-game sweep 6/12-13/18	Last Mets 2-game sweep.....5/4-5/09
Record (Atlanta Era).....424-372-1	Last Braves 3-game sweep 8/23-25/19	Last Mets 3-game sweep..... 9/27-29/19
Record in Atlanta224-172	Last Braves 4-game sweep5/20-22/08	Last Mets 4-game sweep..... 9/10-13/15
Record on road220-216-1		
Record on road (Atlanta Era)200-200-1		

2020 RESULTS - BRAVES 7, METS 3

Date	Result	Win-Loss-Save	Date	Result	Win-Loss-Save
7/24	L, 0-1	Lugo-Martin-Diaz	8/2	W, 4-0	Matzek-Peterson-None
7/25	W, 5-3 (10)	Jackson-Strickland-None	8/3	L, 2-7	deGrom-Soroka-None
7/26	W, 14-1	Chacin-Porcello-None	9/18	W, 15-2	Fried-Matz-None
7/31	W, 11-10	Dayton-Lugo-Martin	9/19	L, 2-7	Peterson-Anderson-None
8/1	W, 7-1	Tomlin-Wacha-None	9/20	W, 7-0	Wright-Porcello-None

Blue for Home Games

PHILADELPHIA PHILLIES

28-32 (3RD NL EAST)

Citizens Bank Park (43,651)
One Citizens Bank Way
Philadelphia, PA 19148
(215) 463-6000
phillies.com



President..... Andy MacPhail
President, Baseball Operations..... David Dombrowski
Manager, Team Travel..... Jameson Hall
Director, Baseball Communications..... Greg Casterioto



JOE GIRARDI
MANAGER

ALL-TIME VS. PHILLIES

Record (since 1900).....1,141-1,069-14	Last Braves 2-game sweep8/31-9/1/04	Last Phillies 2-game sweep.....8/8-9/17
Record (Atlanta Era).....423-376	Last Braves 3-game sweep9/27-29/16	Last Phillies 3-game sweep.....3/28-31/19
Record in Atlanta217-183	Last Braves 4-game sweep9/20-23/18	Last Phillies 4-game sweep7/28-31/17
Record on road (since 1900).....534-569-6		
Record on road (Atlanta Era).....206-193		

2020 RESULTS - BRAVES 5, PHILLIES 5

Date	Result	Win-Loss-Save	Date	Result	Win-Loss-Save
8/8	L, 0-5	Arrieta-Wright-None	8/22	W, 6-5	Melancon-Workman-None
8/9	W, 5-2	Matzek-Guerra-Melancon	8/23	L, 4-5	Eflin-Tomlin-Workman
8/9	W, 8-0	Fried-Howard-None	8/28	L, 4-7 (11)	Parker-Melancon-None
8/10	L, 8-13	Nola-Newcomb-None	8/29	L, 1-4	Eflin-Tomlin-Workman
8/21	W, 11-2	Fried-Nola-None	8/30	W, 12-10	Minter-Arrieta-Melancon

Blue for Home Games


PITTSBURGH PIRATES

19-41 (5TH NL CENTRAL)

PNC Park at North Shore (38,747)
115 Federal Street
Pittsburgh, PA 15212
(412) 323-5000
pirates.com



General Manager Ben Cherington
Traveling Secretary..... Greg Johnson
Director, Baseball Communications..... Jim Trdinich
Director, Media Relations Dan Hart



DEREK SHELTON
MANAGER

ALL-TIME VS. PIRATES

Record (since 1900).....904-1048-12	Last Braves 2-game sweep5/24-25/11	Last Pirates 2-game sweep8/12-13/97
Record (Atlanta Era).....270-270	Last Braves 3-game sweep8/20-22/18	Last Pirates 3-game sweep4/7-9/17
Record in Atlanta150-121	Last Braves 4-game sweep6/10-13/19	Last Pirates 4-game sweep9/1-3/78
Record on road (since 1900).....402-580-2		
Record on road (Atlanta Era).....120-149		

Blue for Home Games

ST. LOUIS CARDINALS

30-28 (T-2ND NL CENTRAL)



Busch Stadium (44,494)
700 Clark Street
St. Louis, MO 63102
(314) 345-9600
cardinals.com

MIKE SHILDT
MANAGER



President of Baseball Operations..... John Mozeliak
Director, Team Travel.....Ernie Moore
Director, Communications.....Brian Bartow
Administrator, Baseball Information.....Chris Tunno

ALL-TIME VS. CARDINALS

Record (since 1900).....905-1,050-18
Record (Atlanta Era).....255-286-1
Record in Atlanta.....135-137
Record on road (since 1900).....428-556-11
Record on road (Atlanta Era).....120-149-1

Last Braves 2-game sweep.....5/13-14/98
Last Braves 3-game sweep.....6/29-7/1/18
Last Braves 4-game sweep.....5/16-19/97

Last Cardinals 2-game sweep...8/28-29/84
Last Cardinals 3-game sweep.....5/5-7/17
Last Cardinals 4-game sweep....4/26-29/10

SAN DIEGO PADRES

37-23 (2ND NL WEST)



PETCO Park (40,209)
100 Park Boulevard
San Diego, CA 92101
(619) 795-5000
padres.com

JAYCE TINGLER
MANAGER



EVP/General Manager.....A.J. Preller
Director, Player and Staff Services.....TJ Lasita
Vice President, Communications.....Craig Hughner

ALL-TIME VS. PADRES

Record.....357-277
Record in Atlanta.....191-125
Record on road.....166-152

Last Braves 2-game sweep.....5/26-27/97
Last Braves 3-game sweep.....7/12-14/19
Last Braves 4-game sweep.....4/14-17/17

Last Padres 2-game sweep.....6/2-3/97
Last Padres 3-game sweep.....8/17-19/15
Last Padres 4-game sweep.....5/29-31/79

SAN FRANCISCO GIANTS

29-31 (3RD NL WEST)

Oracle Park (41,915)
24 Willie Mays Plaza
San Francisco, CA 94107
(415) 972-2000
sfgiants.com



President, Baseball Operations Farhan Zaidi
Director, Team Travel..... Abe Silvestri
Vice President, Media Relations..... Matt Chisholm
Media Relations Manager..... Megan Brown



GABE KAPLER
MANAGER

ALL-TIME VS. GIANTS

Record (since 1900).....952-1,135-18
Record (Atlanta Era).....338-344-1
Record in Atlanta185-156-1
Record on road (since 1900).....436-614-8
Record on road (Atlanta Era).....153-188

Last Braves 2-game sweep9/15-16/97
Last Braves 3-game sweep9/10-12/18
Last Braves 4-game sweep6/21-23/60

Last Giants 2-game sweep.....9/16-17-91
Last Giants 3-game sweep.....5/4-6/18
Last Giants 4-game sweep.....7/29-31/88

Blue for Home Games

WASHINGTON NATIONALS

26-34 (5TH NL EAST)

Nationals Park (41,313)
1500 South Capitol Street, SE
Washington, DC 20003-1507
(202) 640-7000
nationals.com



President, Baseball Operations/GM Mike Rizzo
VP, Clubhouse Operations & Team Travel ... Rob McDonald
Director, Baseball Communications..... Kyle Brostowitz



DAVE MARTINEZ
MANAGER

ALL-TIME VS. NATIONALS

Record.....383-361
Record in Atlanta202-171
Record on road181-190

Last Braves 2-game sweep8/11-12/09
Last Braves 3-game sweep4/11-13/14
Last Braves 4-game sweepNone

Last Nationals 2-game sweep ...5/28-29/19
Last Nationals 3-game sweep....4/18-20/17
Last Nationals 4-game sweep....4/11-14/16

2020 RESULTS - BRAVES 6, NATIONALS 4

Date	Result	Win-Loss-Save	Date	Result	Win-Loss-Save
8/17	W, 7-6	Smith-Hudson-None	9/6	W, 10-3	Tomlin-Corbin-None
8/18	L, 5-8	Suero-Matzek-Hudson	9/10	W, 7-6	Martin-Rainey-Melancon
9/4	W, 7-1	O'Day-Voth-None	9/11	L, 7-8 (12)	Bourque-Dayton-None
9/4	L, 9-10	Suero-Smith-Hudson	9/12	W, 2-1	Anderson-Corbin-Melancon
9/5	L, 4-10	McGowin-Matzek-None	9/13	W, 8-4	Wright-Scherzer-None

Blue for Home Games

BALTIMORE ORIOLES

25-35 (4TH AL EAST)



Oriole Park at Camden Yards (45,971)
333 West Camden Street
Baltimore, MD 21201
(410) 547-6150
orioles.com

BRANDON HYDE
MANAGER



EVP and General ManagerMike Elias
Manager, Team Travel.....Jeff Gillis
Director, Public Relations.....Katie Krause
Senior Coordinator, Media Relations Adam Esselman

ALL-TIME VS. ORIOLES

Record.....22-23	Last Braves 2-game sweepNone	Last Orioles 2-game sweep.....None
Record in Atlanta13-14	Last Braves 3-game sweep6/24-26/05	Last Orioles 3-game sweep.....7/27-29/15
Record on road.....9-9	Last Braves 4-game sweepNone	Last Orioles 4-game sweep.....None

2020 RESULTS - BRAVES 1, ORIOLES 2

Date	Result	Win-Loss-Save
9/14	L, 1-14	López-Toussaint-None
9/15	W, 5-1	O'Day-Eshelman-None
9/16	L, 1-5	Akin-Hamels-None

Blue for Home Games

BOSTON RED SOX

24-36 (5TH AL EAST)



Fenway Park (37,755 Day/37,305 Day)
4 Jersey Street
Boston, MA 02215-3496
(617) 226-6000
redsox.com

ALEX CORA
MANAGER



President, Baseball Operations Brian O'Halloran
Director, Team Travel..... Mark Cacciatore
Vice President, Media Relations.....Kevin Gregg
Assistant Director, Media Relations.....Abby Murphy

ALL-TIME VS. RED SOX

Record.....36-42	Last Braves 2-game sweepNone	Last Red Sox 2-game sweep.....4/25-26/16
Record in Atlanta14-25	Last Braves 3-game sweep8/31-9/2/20	Last Red Sox 3-game sweep.....9/3-5/18
Record on road.....22-17	Last Braves 4-game sweepNone	Last Red Sox 4-game sweep.....None

2020 RESULTS - BRAVES 4, RED SOX 2

Date	Result	Win-Loss-Save	Date	Result	Win-Loss-Save
8/31	W, 6-3	Fried-Brewer-Melancon	9/25	W, 8-7 (11)	Greene-Springs-None
9/1	W, 10-3	Anderson-Stock-None	9/26	L, 2-8	Houck-Davidson-None
9/2	W, 7-5	Matzek-Triggs-Melancon	9/27	L, 1-9	Pivetta-Smith-None

Blue for Home Games


CHICAGO WHITE SOX

35-25 (T-2ND AL CENTRAL)



Guaranteed Rate Field (40,615)
333 W. 35th Street
Chicago, IL 60616
(312) 674-1000
whitesox.com

TONY LARUSSA
MANAGER



SVP/General ManagerRick Hahn
Director of Team Travel.....Ed Cassin
SVP, CommunicationsScott Reifert
Senior Director, Media Relations..... Bob Beghtol

ALL-TIME VS. WHITE SOX

Record.....10-8	Last Braves 2-game sweepNone	Last White Sox 2-game sweep.....None
Record in Atlanta6-0	Last Braves 3-game sweep8/30-9/1/19	Last White Sox 3-game sweep...6/22-24/10
Record on road4-8	Last Braves 4-game sweepNone	Last White Sox 4-game sweep.....None

Blue for Home Games

CLEVELAND INDIANS

35-25 (T-2ND AL CENTRAL)



Progressive Field (34,788)
2401 Ontario Street
Cleveland, OH 44115
(216) 420-4200
indians.com

TERRY FRANCONA
MANAGER



President, Baseball Operations.....Chris Antonetti
General Manager.....Mike Chernoff
Director of Team Travel.....Mike Seghi
Director, Baseball Information..... Bart Swain

ALL-TIME VS. INDIANS

Record.....8-7	Last Braves 2-game sweepNone	Last Indians 2-game sweepNone
Record in Atlanta4-5	Last Braves 3-game sweep8/27-29/13	Last Indians 3-game sweep6/15-17/16
Record on road4-2	Last Braves 4-game sweepNone	Last Indians 4-game sweepNone

Blue for Home Games

DETROIT TIGERS

23-35 (5TH AL CENTRAL)



Comerica Park (41,083)
2100 Woodward Avenue
Detroit, MI 48201
(313) 471-2000
tigers.com

A.J. HINCH
MANAGER



EVP, Baseball Operations/GM.....Al Avila
Director, Team Travel.....Brian Britten
Vice President, Communications.....Ron Colangelo
Director, Communications.....Chad Crunk

ALL-TIME VS. TIGERS

Record.....10-14	Last Braves 2-game sweepNone	Last Tigers 2-game sweepNone
Record in Atlanta9-9	Last Braves 3-game sweepNone	Last Tigers 3-game sweep4/26-28/13
Record on road1-5	Last Braves 4-game sweepNone	Last Tigers 4-game sweepNone

Blue for Home Games


HOUSTON ASTROS

29-31 (2ND AL WEST)



Minute Maid Park (41,168)
501 Crawford Street
Houston, TX 77002
(713) 259-8000
astros.com

DUSTY BAKER
MANAGER



General Manager James Click
Director of Team OperationsDerek Vigoa
Vice President, Communications.....Gene Dias
Senior Manager, Communications.....Steve Grande

ALL-TIME VS. ASTROS

Record.....381-326-1	Last Braves 2-game sweep5/16-17/11	Last Astros 2-game sweep7/4-5/17
Record (Atlanta Era).....337-298-1	Last Braves 3-game sweep4/30-5/2/10	Last Astros 3-game sweep6/2-4/95
Record in Atlanta173-136-1	Last Braves 4-game sweep5/5-8/05	Last Astros 4-game sweep8/2-5/90
Record on road186-176		
Record on road (Atlanta Era)164-162		

Blue for Home Games

KANSAS CITY ROYALS

26-34 (4TH AL CENTRAL)



Kauffman Stadium (37,903)
One Royal Way
Kansas City, MO 64129
(816) 921-8000
royals.com

MIKE MATHENY
MANAGER



SVP, Baseball Operations/GM.....Dayton Moore
Sr. Director, Team Travel/CH Operations...Jeff Davenport
VP Communications & Broadcasting.....Mike Swanson
Assistant Director, Media Relations..... Mike Cummings

ALL-TIME VS. ROYALS

Record.....	8-9	Last Braves 2-game sweep	None	Last Royals 2-game sweep	7/23-24/19
Record in Atlanta	5-5	Last Braves 3-game sweep	6/18-20/10	Last Royals 3-game sweep.....	None
Record on road	3-4	Last Braves 4-game sweep	None	Last Royals 4-game sweep	None

Blue for Home Games

LOS ANGELES ANGELS

26-34 (4TH AL WEST)



Angel Stadium (45,477)
2000 E. Gene Autry Way
Anaheim, CA 92806
(714) 940-2000
angelsbaseball.com

JOE MADDON
MANAGER



General Manager

Perry Minasian
Traveling Secretary..... Tom Taylor
Director, Communications

Adam Chodzko

ALL-TIME VS. ANGELS

Record.....	7-8	Last Braves 2-game sweep	None	Last Angels 2-game sweep.....	None
Record in Atlanta	3-3	Last Braves 3-game sweep	None	Last Angels 3-game sweep	None
Record on road	4-5	Last Braves 4-game sweep	None	Last Angels 4-game sweep.....	None

MINNESOTA TWINS

36-24 (1ST AL CENTRAL)



Target Field (38,885)
1 Twins Way
Minneapolis, MN 55403
(612) 659-3400
twinsbaseball.com

ROCCO BALDELLI
MANAGER



EVP, Chief Baseball Officer Derek Falvey
Senior Director, Team Travel Mike Herman
Senior Director, Communications Dustin Morse
Senior Manager, Communications Mitch Hestad

ALL-TIME VS. TWINS

Record.....11-8	Last Braves 2-game sweep 8/16-17/16	Last Twins 2-game sweep..... 8/16-17/16
Record in Atlanta3-2	Last Braves 3-game sweep 5/20-22/13	Last Twins 3-game sweep..... 6/12-14/07
Record on road 8-6	Last Braves 4-game sweepNone	Last Twins 4-game sweep.....None


NEW YORK YANKEES

33-27 (2ND AL EAST)



Yankee Stadium (54,251)
One East 161st Street
Bronx, NY 10451
(718) 293-4300
yankees.com

AARON BOONE
MANAGER



SVP/General Manager Brian Cashman
Director, Team Travel/Player Services Ben Tuliebitz
VP, Communications/Media Relations Jason Zillo
Asst. Director, Baseball Information Michael Margolis

ALL-TIME VS. YANKEES

Record.....15-23	Last Braves 2-game sweep 8/26/20	Last Yankees 2-game sweep 8/11-12/20
Record in Atlanta 4-12	Last Braves 3-game sweepNone	Last Yankees 3-game sweep 8/28-30/15
Record on road 11-11	Last Braves 4-game sweepNone	Last Yankees 4-game sweepNone

2020 RESULTS - BRAVES 2, YANKEES 2

Date	Result	Win-Loss-Save	Date	Result	Win-Loss-Save
8/11	L, 6-9	Montgomery-Toussaint-Britton	8/26	W, 5-1	Anderson-Cole-None
8/12	L, 3-6	Loaisiga-Matzek-Britton	8/26	W, 2-1	Fried-Green-Melancon

Blue for Home Games

OAKLAND ATHLETICS

36-24 (1ST AL WEST)



Oakland Coliseum (48,592)
7000 Coliseum Way
Oakland, CA 94621
(510) 638-4900
oaklandathletics.com

EVP, Baseball Operations Billy Beane
General Manager David Forst
Director of Team Travel Mickey Morabito
Director, Baseball Communications Fernando Alcalá



BOB MELVIN
MANAGER

ALL-TIME VS. ATHLETICS

Record 11-4	Last Braves 2-game sweep None	Last Athletics 2-game sweep None
Record in Atlanta 6-3	Last Braves 3-game sweep 6/30-7/2/17	Last Athletics 3-game sweep None
Record on road 5-1	Last Braves 4-game sweep None	Last Athletics 4-game sweep None

SEATTLE MARINERS

27-33 (3RD AL WEST)



T-Mobile Park (47,715)
1250 First Avenue South
Seattle, WA 98134
(206) 346-4000
mariners.com

EVP and General Manager Jerry DiPoto
VP, Communications Tim Hevly
Sr. Manager, Baseball Information Kelly Munro



SCOTT SERVAIS
MANAGER

ALL-TIME VS. MARINERS

Record 7-9	Last Braves 2-game sweep None	Last Mariners 2-game sweep 8/5-6/14
Record in Atlanta 3-5	Last Braves 3-game sweep 6/27-29/11	Last Mariners 3-game sweep None
Record on road 4-4	Last Braves 4-game sweep None	Last Mariners 4-game sweep None

TAMPA BAY RAYS



40-20 (1ST AL EAST)

Tropicana Field (31,042)
One Tropicana Drive
St. Petersburg, FL 33705
(727) 825-3242
raysbaseball.com



KEVIN CASH
MANAGER

President.....Matthew Silverman
Director, Team Travel.....Chris Westmoreland
Vice President, Communications.....Dave Haller

ALL-TIME VS. RAYS

Record.....23-13	Last Braves 2-game sweep7/29-30/20	Last Rays 2-game sweep7/27-28/20
Record in Atlanta10-5	Last Braves 3-game sweep6/7-9/99	Last Rays 3-game sweepNone
Record on road13-8	Last Braves 4-game sweepNone	Last Rays 4-game sweepNone

2020 RESULTS - BRAVES 2, RAYS 2

Date	Result	Win-Loss-Save	Date	Result	Win-Loss-Save
7/27	L, 5-14	Castillo-Foltynewicz-None	7/29	W, 7-4	O'Day-Drake-Melancon
7/28	L, 2-5	Fairbanks-Wright-Drake	7/30	W, 2-1	Fried-Yarbrough-Melancon

Blue for Home Games

TEXAS RANGERS

22-38 (5TH AL WEST)

Globe Life Field (40,300)
734 Stadium Drive
Arlington, TX 76011
(817) 533-1972
texasrangers.com



CHRIS WOODWARD
MANAGER

President of Baseball Operations/GM.....Jon Daniels
Director of Travel Josh Shelton
EVP, Communications John Blake
Senior Director, Communications..... Rich Rice

ALL-TIME VS. RANGERS

Record.....10-11	Last Braves 2-game sweepNone	Last Rangers 2-game sweep.....None
Record in Atlanta5-4	Last Braves 3-game sweep6/3-5/03	Last Rangers 3-game sweep.....9/12-14/14
Record on road5-7	Last Braves 4-game sweepNone	Last Rangers 4-game sweep.....None

TORONTO BLUE JAYS

32-28 (3RD AL EAST)



Rogers Centre (53,506)
1 Blue Jays Way, Suite 3200
Toronto, Ontario M5V 1J1
(416) 341-1000
bluejays.com

CHARLIE MONTOYO
MANAGER



President and CEO.....Mark A. Shapiro
EVP, Baseball Operations & GM.....Ross Atkins
Director, Team Travel.....Mike Shaw
Director, Baseball Media.....Jessica Beard

ALL-TIME VS. BLUE JAYS


Record.....30-25	Last Braves 2-game sweep.....9/2-3/19	Last Blue Jays 2-game sweep.....None
Record in Atlanta.....19-13	Last Braves 3-game sweep.....6/20-22/11	Last Blue Jays 3-game sweep...6/20-22/06
Record on road.....11-12	Last Braves 4-game sweep.....None	Last Blue Jays 4-game sweep.....None

2020 RESULTS - BRAVES 2, BLUE JAYS 1

Date	Result	Win-Loss-Save
8/4	W, 10-1	Fried-Shoemaker-None
8/5	L, 1-2	Ryu-Newcomb-Bass
8/6	W, 4-3	Melancon-Font-None

Blue for Home Games





Braves Hall-of-Famer Don Sutton passed away in his sleep on January 19, 2021 at the age of 75. He spent 28 seasons broadcasting Braves games after a 23-year, Hall-of-Fame playing career.

MISCELLANEOUS INFORMATION

PBS
SUPERSTATION

MEDIA INFORMATION

QUESTIONS: Please submit all questions regarding credentials, media parking and general media information to Matt Grilli, matt.grilli@braves.com.

MEDIA CREDENTIALS: In accordance with Major League Baseball policy, only requests submitted through <https://credentials.mlb.com> will be considered, and credentials will be issued only to legitimate news-gathering agencies that have applied via the credential website. Requests made in-person, via email, or by phone call will not be considered.

CREDENTIAL SCANNING: In accordance with Major League Baseball policy, credentials are required to be scanned upon entrance to ballpark, entering the clubhouses and accessing the field. All credentials are equipped with barcodes, and security personnel will scan credentials at each location.

MEDIA PARKING: Parking for the media is yet to be determined for the 2021 season. Please email matt.grilli@braves.com with requests for parking.

MEDIA ENTRANCE AND CREDENTIAL PICK-UP: Credentials may be picked up and media may enter the park at the 3rd Base Gate of Truist Park, located near the corner of Circle 75 Parkway and Windy Ridge Parkway. Both the media entrance and credential pick-up opens four hours prior to first pitch. To obtain admittance to the ballpark, members of the media must show one of the following: a Major League Baseball Working Pass, BBWAA card or an Atlanta Braves season/daily credential.

PRESS BOX: The Truist Park press box is located on the Upper Level. Live shots and still photographs are prohibited from the press box.

CLUBHOUSES & FIELD ACCESS: In accordance with Major League Baseball policy, the clubhouses and field will be restricted to Tier 1 and Tier 2 individuals only as part of the league's COVID-19 protocols. Media are not allowed to access any area restricted to Tiers 1 & 2 only.

INTERVIEWS: Due to clubhouses being closed to the media, all interviews will be held virtually via Zoom. Please email jared.burleyson@braves.com to request addition to the distribution of Braves Zoom information.

PHOTO AREAS: A limited number of still photographer concourse level positions are available, subject to team discretion.

BROADCAST BOOTHS: Booths are located in the press box. There are seven total broadcast booths, and booth assignments are posted digitally outside of each. To obtain use of a reserved booth, please contact Beth Marshall, beth.marshall@braves.com, in the communications department.

MEDIA DRESS CODE: In accordance with Major League Baseball policy, media covering games and MLB events are asked to dress in an appropriate and professional manner that respects their colleagues, the teams and the players they are covering. Clubhouses, dugouts, press boxes, interview rooms and the playing field are working areas, and members of the media are expected to adhere to a business casual dress code. In that regard, media members are requested to follow these guidelines:

- Flip-flops are not permitted in clubhouses
- Jeans should be clean, neat and presentable (e.g., ripped jeans should be avoided)
- T-shirts bearing offensive, disrespectful or inappropriate messages are not permitted
- Clothing and hats bearing a professional sports team's logo should not be worn in press area
- Clothing and hats bearing a college/university team's logo should not be worn in press area
- Clothing should be appropriate for a business casual work environment. The following are some non-exclusive examples of apparel that should be avoided:
 - Sheer or see-through clothing
 - Excessively short skirts, dresses or shorts
 - Tank tops, muscle shirts, one-shouldered or strapless shirts
 - Clothing exposing bare midriffs or visible undergarments

We ask all members of the media to respect these guidelines. MLB will consider appropriate actions in those cases in which the guidelines are violated.

***ALL INFORMATION IS SUBJECT TO CHANGE**

2021 BRAVES COMMUNICATIONS STAFF



BETH MARSHALL

Vice President,
Communications



SARIT BABBONI

Director,
Corporate Communications



JON KERBER

Director,
Baseball Communications



JARED BURLEYSON

Manager,
Baseball Communications



FRANCO GARCÍA

Spanish Interpreter,
Baseball Communications



MATT GRILLI

Coordinator,
Baseball Communications



KARA ZOELLNER

Coordinator,
Corporate Communications

BBWAA ATLANTA CHAPTER

2021 OFFICERS

Charles Odum, Associate Press, chairman
Gabriel Burns, AJC, vice chairman
Guy Curtright, at-large, secretary-treasurer

GOLD CARD MEMBERS

Chris Barr, Paul Bodi, Mike Fish, Bob Hille, Garry D. Howard, Marc Lancaster, Terence Moore, Carl Moritz, Tom Saladino, Willie Smith, Tom Stinson, Carroll Rogers Walton, Jack Wilkerson, Bill Zack

ACTIVE MEMBERS

Mark Bowman, MLB.com
Mark Bradley, Atlanta Journal-Constitution
Gabriel Burns, Atlanta Journal-Constitution
J.J. Cooper, Baseball America
Michael Cunningham, Atlanta Journal-Constitution
Guy Curtright, at-large
Zach Dillard, FoxSportsSouth.com
Jason Foster, Sporting News
Ray Glier, at-large
Steve Hummer, Atlanta Journal-Constitution
Matthew Leach, MLB.com
Cory McCartney, at-large
Kiley McDaniel, ESPN
Paul Newberry, Associated Press
Josh Norris, Baseball America
David O'Brien, The Athletic
Charles Odum, Associated Press
Jeff Schultz, The Athletic
Bill Shanks, at-large
Tim Tucker, Atlanta Journal-Constitution

2021 BRAVES BROADCASTERS

RADIO: The Atlanta Braves, WCNN 680 the Fan, All News 106.7, the Atlanta Braves flagship rightsholders, will carry all 162 regular season games and all Spring Training games. The Braves Radio Network includes over 150 affiliates across the Southeast, one of the largest radio affiliates in all major league sports.

TELEVISION: The Atlanta Braves, Bally Sports South, and Bally Sports Southeast will team up in 2021 to bring Braves fans the best and most comprehensive sports television broadcasting in Major League Baseball. Bally Sports South and Bally Sports Southeast, the largest regional sports network, reach seven Southeastern states and have broadcast Braves regular-season and Spring Training games the past 25 seasons.

CHIP CARAY **Bally Sports South & Bally Sports Southeast**

- Caray is in his 12th season as the play-by-play announcer for Braves games on Bally Sports South and Bally Sports Southeast.
- He previously spent five seasons (2005-09) as the play-by-play voice of TBS's Major League Baseball coverage and Braves' broadcasts on Peachtree TV.
- He served as the play-by-play announcer for seven seasons (1998-2004) for Chicago Cubs games on WGN, winning the 2004 Illinois Sportscaster of the Year award
- Caray spent one season as the radio play-by-play announcer for Minnesota's Orlando (AA) affiliate in 1990, two years (1991-92) broadcasting the Atlanta Braves and three campaigns (1993-95) with the Seattle Mariners.
- He worked five years (1996-2000) as a member of the Fox Network's Saturday baseball coverage, including three years as a studio host.
- He is the third generation of Carays to serve as a play-by-play announcer, after his father Skip and grandfather Harry, who was the play-by-play voice of the Cubs from 1982 to 1997...A member of the Hall of Fame, Harry spent 53 seasons as a major league broadcaster... On May 13, 1991, the three generations of Carays worked together on a Chicago Cubs/Atlanta Braves game.
- Chip's broadcast career also includes nine seasons as the television play-by-play voice of the NBA's Orlando Magic and stints calling both University of Florida and Florida State University football and basketball games for the Sunshine Network.
- Caray graduated from the U. of Georgia in 1987, beginning his career with weekend TV sports anchor stints in Panama City, Fla., and Greensboro, NC.
- Chip and his wife Susan have four children: Summerlyn, Christopher, Stefan and Tristan.



JEFF FRANCOEUR **Bally Sports South & Bally Sports Southeast**

- The 2021 season marks Francoeur's fourth season in the broadcast booth and his third as lead analyst. He served as a guest analyst for select Braves games in both the radio and television booths during the 2018 season.
- Francoeur retired in 2017 following a 12-year major league career, during which he appeared with Atlanta (2005-09; '16), New York-NL (2009-'10), Texas (2010), Kansas City (2011-'13), San Francisco (2013), San Diego (2014), Philadelphia (2015) and Miami (2016)...He was a career .261 (1,373-for-5,260) hitter over 1,480 games.
- Originally a first-round pick by Atlanta in the 2002 draft, Francoeur debuted with the Braves in 2005 and finished third in the N.L. Rookie of the Year balloting.
- He won a Rawlings Gold Glove award in the N.L. in 2007, and lead the league in outfield assists in three different seasons (2007, '10, '12).
- A native of Atlanta, Francoeur and his wife, Catie have four children - Emma Cate, Brayden, Eleanor and Camden - and reside in Suwanee.



TOM GLAVINE **Bally Sports South & Bally Sports Southeast**

- National Baseball Hall-of-Famer Tom Glavine will continue with his increased presence on the Braves broadcast team in 2021...He previously served as an occasional guest for the Braves Radio Network Pre-Game Show, and as a guest analyst for select games on the Braves Radio Network... Additionally, he worked as a guest analyst for select home games televised by Bally Sports prior to an increased role in 2019.
- A 2014 Hall of Fame inductee, Glavine was named special assistant to Braves Vice Chairman John Schuerholz in February 2010.
- He assists with various baseball and business projects while also working on special assignments for the Braves baseball operations department.
- A two-time N.L. Cy Young Award winner (1991 & 1998) and a 10-time N.L. All-Star, Glavine owns a 305-203 career record and 3.54 ERA in 682 games.
- He helped Atlanta to five World Series appearances and was named the Most Valuable Player of the 1995 World Series, when the Braves defeated the Cleveland Indians.
- He was selected by the Braves in the second round of the 1984 draft, and made his big-league debut in 1987...A five-time 20-game winner, Glavine joined the 300-win club with an 8-3 victory over the Cubs on August 5, 2007, at Wrigley Field.
- He was inducted into the Braves Hall of Fame in 2010.
- Tom and his wife Christine reside in Santa Rosa Beach, Fla., and have five children - daughter, Amber Nicole, and sons, Jonathan, Peyton Thomas, Mason Riley and Kienan Patrick.



BEN INGRAM **Braves Radio Network**

- 2021 is Ingram's 11th season with the Braves Radio Network...This is his third season with a regular role in the radio booth calling play-by-play alongside Jim Powell and Joe Simpson.
- Ingram hosted the Braves pregame show from 2012-2020, and hosted the postgame show from 2011-2019...He has also been the host of the Braves' Clubhouse Report, heard on the flagship station of the Braves, 680 The Fan.
- Prior to joining the Braves Radio Network, Ingram spent six seasons broadcasting minor league baseball with the Jackson Senators, Eugene Emeralds and Mississippi Braves.
- Ingram, a native of Madison, MS, graduated from Mississippi College in Clinton, MS and was named a 2014 Distinguished Alumnus of the year by the Department of Communication.
- Ben also calls college football in the offseason, including the Chick-fil-A Peach Bowl.
- He resides in Buckhead.



JIM POWELL **Braves Radio Network**

- The 2021 Major League Baseball season marks Powell's 28th as a Major League broadcaster and his 13th year in the Atlanta Braves radio booth.
- He spent the previous 13 seasons as a member of the Milwaukee Brewers broadcast team, teaming up with Hall-of-Famer Bob Uecker longer than any other broadcaster in Uecker's illustrious career.
- In January of 2020, Powell was inducted into the Georgia Association of Broadcasters Hall of Fame, joining former Braves' broadcasters Ernie Johnson, Pete Van Wieren, and Skip Caray in achieving that honor.
- Powell joined the Brewers and WTMJ Radio in 1996 and was named the 1998 NSMA (National Sports Media Association) Wisconsin Sportscaster of the Year...In addition to his radio duties, he spent time as a member of the Brewers television team during the 1999 and 2000 seasons.
- He began his Major League broadcasting career with the Minnesota Twins and WCCO Radio in a reserve role in 1993 and 1994...Prior to this, he accumulated extensive experience at the minor-league level, serving as play-by-play announcer for the Charlotte Knights (1990-91, 1995) and the Columbia Mets (1987-89, 1993-94).
- Powell started his broadcasting career with an internship in the newsroom and sports office at WGST-AM while he was in high school..He then worked at WRFC and WUOG in Athens while attending the University of Georgia, followed by positions in Columbia, South Carolina, with WOLO-TV and then WVOC radio.

- While in Columbia he worked extensively for the University of South Carolina Gamecocks and was an integral contributor to football, basketball, and baseball broadcasts..Powell was named the NSMA South Carolina Sportscaster of the Year in 1990, 1991, and 1995.
- In 1991, Powell was hired by WSB-AM to work weekends, where he covered the Braves, Georgia Bulldogs, and Atlanta Falcons for two years...He also worked for CBS Radio, including calling the Sun Bowl, and called numerous college football games on television for Host Communications.
- He and his wife Emmy, who have been married for 33 years, are active members of their community, supporting numerous charities such as the Rally Foundation, the Child Abuse Prevention (CAP) Fund, Jungle Kids for Christ, the Dunamis Foundation, Camp Kudzu, UGA Miracle, Make a Miracle, and local youth athletic programs. He spends his winters coaching youth basketball and is also an avid tennis player.
- A native of Roswell, Ga., Powell attended the University of Georgia as a National Merit Scholar. He and Emmy have three daughters, Allie, Sabrina, and Julia.



JOE SIMPSON **Braves Radio Network**

- Simpson is in his 30th season as a Braves broadcaster...He was inducted into the Atlanta Braves Hall of Fame on January 27, 2018.
- The 2021 season will see Simpson continue his role as an analyst on radio broadcasts this season, and he also spent 15 campaigns calling games on Bally Sports South and Bally Sports Southeast.
- He played professionally for 11 seasons, beginning in 1973 when he was drafted by the Los Angeles Dodgers in the third round.
- Simpson joined the Seattle Mariners in 1979 before being traded to the Kansas City Royals in 1983... An outfielder and first baseman throughout his professional career, he retired from the California Angels organization following the 1984 season.

- He had his best season in 1979, when he hit .283 in 120 games for the Mariners.
- Simpson worked as an analyst on Seattle Mariners telecasts for five years before joining Turner Sports in 1992.
- Named "Georgia Sports Broadcaster of the Year" in 1995.
- A native of Norman, Okla., he was an All-American outfielder and first baseman at the University of Oklahoma.
- Joe and his wife Kathy live in Marietta, Ga... They have two children, Meg and Gabe, and one grandson.



2021 ATLANTA BRAVES RADIO AFFILIATES

AS OF 2/20/21

GEORGIA

Adairsville
W269CC-FM 101.7

Albany
WALG-AM 1590

Americus
WISK-FM 98.7

Athens
WRFC-AM 960

Atlanta
WCNN-AM 680
W229AG-FM 93.7
WNNX-FM 100.5

Brunswick-Saint Simons
WSFN-AM 790
W279BC-FM 103.7

Calhoun
WJTH-AM 900

Carrollton
WLBB-AM 1330
W292EW-FM 106.3
WBTR-FM 92.1

Cartersville
WBHF-AM 1450
W262CD-FM 100.3

Claxton
WCLA-AM 1470
W229AJ-FM 93.7

Columbus
W288CV-FM 105.5

Cornelia
WCAN-AM 1450

Cornelia-NE Georgia
WCAN-FM 99.3

Dalton
WBLJ-AM 1230
WDAL-AM 1430
WYU-FM 104.5

Donalsonville-Bainbridge
WGMK-FM 106.3

Dublin
W271CI-FM 102.1

Ellijay
WLJA-FM 101.1
WPGY-AM 1580
W229CE-FM 93.7

Fort Valley
WXKO-AM 1150

Gainesville
WGGA-AM 1240
W233CO-FM 94.5

Greensboro
WDDK-FM 103.9

Griffin
WKEU-AM 1450
W272DM-FM 102.3

Hiawassee
WJUL-AM 1230
W249DB-FM 97.7

Jesup
WLOP-AM 1370
WIFO-FM 105.5

La Grange
WTRP-AM 620

Louisville
WPEH-AM 1420
WPEH-FM 92.1

Macon
W226BZ-FM 93.1

Metter
WHCG-AM 1360
W255AT-FM 98.9

Milledgeville
WMVG-AM 1450
W283CZ-FM 104.5

Monroe
WKUN-AM 1490

Moultrie
WMTM-AM 1300
W286BG-FM 105.1

Pelham-Camilla
WQLI-FM 92.3

Pinehurst
WCEH-FM 98.3

Rochelle
WWKM-FM 93.1

Rome
WLAQ-AM 1410
W245DG-FM 96.9

Sandersville
WSNT-AM 1490
WSNT-FM 99.9

Savannah
WSEG-AM 1400
W282AR-FM 104.3

Swainsboro
WJAT-AM 800
W259AK-FM 99.7

Thomaston
WTGA-FM 101.1

Thomasville
WPAX-AM 1240
W279BD-FM 103.7

Trenton
WKWN-AM 1420
W267CX-FM 101.3
W291CF-FM 106.1

Valdosta
WJEM-AM 1150
W232DB-FM 94.3

Vidalia
WVOP-AM 970
WYUM-FM 101.7

Warner Robins
W290BD-FM 105.9

Waycross-Blackshear
WFNS-AM 1350
W253CI-FM 98.5

West Point
WRLA-AM 1490

Winder
WJBB-AM 1300
W296CX-FM 107.1

FLORIDA

Crestview
WJSB-AM 1050

Ft. Walton Beach-Destin
WAAZ-FM 104.7

Panama City
WGSX-FM 104.3

Tallahassee
WTSM-FM 97.9

MISSISSIPPI

Jackson
WYAB-FM 103.9

Pascagoula-Moss Point
WPOM-AM 1580

ALABAMA

Auburn
WAUD-AM 1230

Birmingham-Hoover
WJOX-AM 690

Birmingham-Tuscaloosa
WJOX-FM 94.5
WJQX-FM 100.5

Brewton
WKNU-FM 106.3

Cullman
WKUL-FM 92.1

Florence
WYTK-FM 93.9

Foley
WHEP-AM 1310
W223AX-FM 92.5

Guntersville-Albertville
WTWX-FM 95.9

Huntsville
WZZN-FM 97.7

Oxford-Anniston
WVOK-AM 1580

Thomasville-Jackson
WJDB-FM 95.5

Troy
WTBF-AM 970
W242DA-FM 96.3

NORTH CAROLINA

Asheville
WPEK-AM 880
W255CJ-FM 92.9

Charlotte
WZGV-AM 730
W248CO-FM 97.5

Cherryville
WCSL-AM 1590
W222CO-FM 92.3

Gastonia
WGNC-AM 1450
W266DC-FM 101.1

Lincolnton
WLON-AM 1050
W298CK-FM 107.5

Rutherfordton
WCAB-AM 590
W265DW-FM 100.9

Shelby
WOHS-AM 1390
W268CU-FM 101.5

Waynesville
WMXF-AM 1400

VIRGINIA

Richmond
WXGI-AM 950
W258DC-FM 99.5

Petersburg
WTPS-AM 1240
W274BX-FM 102.7

Roanoke
WFJX-AM 910
W282CK-FM 104.3

SOUTH CAROLINA

Aiken
WGUS-FM 102.7

Camden
WCAM-AM 1590

Camden-Lugoff
WPUB-FM 102.7

Charleston
WTMZ-AM 910
W234CV-FM 94.7

Florence
WWFN-FM 100.1

Hilton Head Island
W243CZ-FM 92.7

Manning
WYMB-AM 920

Spartanburg
WSPG-AM 1400
W252DQ-FM 98.3

Union
WBCU-AM 1460
W278BE-FM 103.5

TENNESSEE

Chattanooga
WALV-FM 105.1

Cleveland
WCLE-AM 1570
WCLE-FM 104.1

Columbia
WKRM-AM 1340
W279DL-FM 103.7

Jackson
WTJK-FM 105.3

Johnson City
WETB-AM 790
W229DH-FM 93.7

Lewisburg
WJMJ-AM 1490
W223CY-FM 92.5

Manchester
WMSR-AM 1320
W300BL-FM 107.9

Murfreesboro-Smyrna
WGNS-AM 1450
W263AI-FM 100.5
W270AF-FM 101.9

Nashville-Brentwood
WNSR-AM 560

Nashville-B'wood-Franklin
W240CA-FM 95.9

Pigeon Forge
WPFT-FM 106.3

Sevierville
WSEV-FM 105.5

Tullahoma
W294CV-FM 106.7

Winchester
WCDD-AM 1340
W295AV-FM 106.9

KENTUCKY

Greenville-Central City
WNTC-FM 103.9

RULES OF INTEREST

PLAYER LIMITS: Forty until Opening Day, when the number of players must be reduced to 26 until Sept. 1, when it becomes 28.

DETERMINING BATTING AVERAGE: Divide the number of at-bats into the number of hits.

DETERMINING EARNED RUN AVERAGE: Multiply the number of earned runs by nine, divide the total by the number of innings pitched.

DETERMINING ON-BASE PERCENTAGE: Add the total of hits, walks and hit by pitches and divide by the total of at-bats, walks, hit by pitches and sacrifice flies.

DETERMINING SLUGGING PERCENTAGE: Divide the total bases of all hits by the total times at-bat (at-bats do not include walks, sacrifices, hit by pitches, or times awarded first base because of interference or obstruction).

DETERMINING FIELDING AVERAGE: Divide the total putouts and assists by the total of putouts, assists and errors.

DETERMINING WINNING PERCENTAGE: Divide the number of games won by the total games won and lost.

DETERMINING THE MAGIC NUMBER: Determine the number of games yet to be played, add one, then subtract the number of games ahead in the loss column of the standings of the closest opponent.

CONSECUTIVE GAME HITTING STREAKS: A consecutive-game hitting streak shall not be terminated if all the player's plate appearances (one or more) result in a base on balls, hit batsman, defensive interference or a sacrifice bunt. The streak shall terminate if the player has a sacrifice fly and no hit.

CONSECUTIVE GAME PLAYING STREAK: A consecutive-game playing streak shall be extended if the player plays one half-inning on defense, or if he completes a time at bat by reaching base or being put out.

QUALIFYING MARKS: To qualify for the batting championship, a player must have a minimum of 502 plate appearances. To qualify for Earned Run Average leadership, a pitcher must have at least 162 IP.

DOCTORED BAT: If a filled or "doctored" bat is used, the player is to be ejected from the game and suspended three days. Any balls hit by an illegal bat do not count. If the umpire sees the illegal bat before it is used, he issues a warning, but there is no penalty.

RELIEF PITCHERS' SAVE RULE: A pitcher is credited with a save when he meets all three of the following conditions; 1) He's the finishing pitcher in a game won by his club, and 2) he's not the winning pitcher, and 3) he qualifies under one of the following conditions: a) he enters the game with a lead of no more than three runs and pitches for at least one inning, or b) he enters the game with the potential tying run either on base, at bat or on deck, or c) he pitches effectively for at least three innings.

MAJOR LEAGUE SERVICE: A full year of service in the Major Leagues is 172 days.

ROOKIE RULE: Not more than 130 at-bats or 50 innings pitched in the Major Leagues during a previous season or seasons, nor more than 45 days on a Major League roster during the 25-player limit (excluding time in military service or on the disabled list.)

DAY / NIGHT GAME: Any game scheduled to start after 5:00 p.m. will be considered a night game. If a game is scheduled to start at or before 5:00 p.m. and is delayed by rain or for any other reason it shall still be considered a day game. However, both games of a two-night doubleheader shall be considered night games. When afternoon and night games are played on the same day and separate admissions are charged, they will be counted as one day game and one night game and will not be considered as a doubleheader.

INJURED LISTS

10-DAY INJURED LIST: Minimum period of inactivity is 10 days. There is no limit on the number of players that may be placed on this list.

7-DAY INJURED LIST: Introduced in the 2011 season, the 7-day disabled list was created specifically for players with concussion symptoms. A 7-day IL stint cannot be backdated by more than five days.

60-DAY INJURED LIST: The minimum period of inactivity is sixty (60) days. Players on or transferred to this list after August 1 shall remain there for the balance of the regular season and post-season. This list may be used only when a club is at the maximum limit of forty (40) players.

REGULATION GAME

REGULATION GAME: A regulation game consists of nine innings unless extended because of a tie score or shortened because 1) the home team needs none of its half of the ninth or only part of it; or 2) because the umpire-in-chief calls the game after five completed innings. A regulation game may be less than five innings if the home team is ahead after the top of the fifth, or takes the lead or ties the score while at bat in the fifth.

TIE GAME: A regulation game that is called by the umpire-in-chief when both teams have the same number of runs is a tie game. Individual player performances are official and are entered in the records, but the game does not count in the league standings and may be re-scheduled at a later date.

SUSPENDED GAME: A game becomes a suspended game if it is terminated for any of the following reasons: 1) a curfew imposed by law; 2) a time limit permissible under league rules; 3) light failure or malfunction of a mechanical field device under control of the home club (including automatic tarpaulin or water removal equipment); 4) darkness because of any law, the lights may not be turned on. No game called because of a curfew or a time limit shall be a suspended game unless it has progressed far enough to have been a regulation game (see above). A game called under provision 3 or 4 shall be a suspended game at any time after it starts. Since 1980, if weather forces the termination of a legal game while an inning is in process, it will become a suspended game if either of the following two conditions exists: 1) the visiting team has scored one or more runs to tie the game and the home team has not scored, or 2) the visiting team has scored one or more runs to take the lead and the home team has not tied the score or taken the lead. If a legal game is tied when called because of weather and neither situation listed above prevails, it is a tie game and must be replayed in its entirety. Suspended games shall be resumed at the exact point of suspension of the original game. A game called at the END of a completed inning AFTER NINE INNINGS for any reason shall be a SUSPENDED game. This rule became effective in 1969.

PRE-GAME BATTING PRACTICE SCHEDULE

Truist Park Game Times

	12:20 PM	1:20 PM	4:10 PM	7:10 PM	7:20 PM
Visitors Early Work		8:15-9:15	11:00-12:00	2:00-3:00	2:10-3:10
Braves Early Work		9:15-10:15	12:00-1:00	3:00-4:00	3:10-4:10
Braves Early BP		9:15-9:45	12:00-12:30	3:00-3:30	4:10-4:40
Braves Pitchers BP	9:10	10:35	1:20	4:20	4:35
Team Stretch	9:15	10:40	1:25	4:25	4:35
Braves BP	9:30-10:20	10:50-11:40	1:35-2:25	4:35-5:25	4:45-5:35
Visitor's BP	10:25-11:15	11:45-12:35	2:30-3:20	5:30-6:20	5:40-6:30

All Times Are Subject To Change.

2021 SPRING TRAINING INFORMATION

REPORT DATES

MAJOR LEAGUE REPORTING DATES

Pitchers and catchers report on February 17, with the first workout on February 18. Balance of the team reports on February 12, with the first full-squad workout slated for February 23.

COMPLEX

COOLTODAY PARK

Constructed: 2019
Capacity: 8,000
Dimensions: 335 - 400 - 325

OFFICE HEADQUARTERS

COOLTODAY PARK

18800 South West Villages Pkwy
Venice, FL 34293

General Office:
(941) 413-5000

PRE-GAME TIMINGS

AFTERNOON GAMES (1:05 STARTS):

Braves BP: 10:10-11:10 AM
Visitors BP: 11:10-12:10 PM

NIGHT GAMES (6:05 STARTS):

Braves BP: 3:10-4:10 PM
Visitors BP: 4:10-5:10 PM

BRAVES SPRING TRAINING SITES

1901..... Norfolk, VA	1916-18..... Miami, FL	1945..... Washington, D.C.
1902-04..... Thomasville, GA	1919-20..... Columbus, GA	1946-47..... Ft. Lauderdale, FL
1905..... Charleston, SC	1921..... Galveston, TX	1948-61..... Bradenton, FL
1906..... Jacksonville, FL	1922-37..... St. Petersburg, FL	1962..... Palmetto, FL
1907..... Thomasville, GA	1938-40..... Bradenton, FL	1963-1997..... West Palm Beach, FL
1908-12..... Augusta, GA	1941..... San Antonio, TX	1998-2019..... Kissimmee, FL
1913..... Athens, GA	1942..... Sanford, FL	2020-Pres. North Port, FL
1914-15..... Macon, GA	1943-44..... Wallingford, CT	

SPRING TRAINING RESULTS

Year	Record	Year	Record	Year	Record
1966	13-13	1986	18-11	2005	12-15-1
1967	12-13	1987	16-14	2006	11-18-3
1968	13-11	1988	8-21	2007	18-12-2
1969	11-12	1989	16-12	2008	15-15-2
1970	15-17	1990	7-7	2009	21-12
1971	13-14	1991	15-12	2010	17-12-1
1972	8-12	1992	10-19	2011	17-13-4
1973	4-18-1	1993	17-11-2	2012	10-18-5
1974	10-11-1	1994	20-9	2013	20-15
1975	9-19	1995*	14-13	2014	12-18-3
1976	16-14	1995	3-8	2015	15-17-2
1977	8-8-1	1996	16-10-1	2016	6-20-6
1978	14-11	1997	10-18	2017	9-22-2
1979	16-10	1998	13-17-1	2018	14-18-1
1980	10-9	1999	17-13	2019	16-16
1981	15-15	2000	14-17	2020	8-11
1982	18-7	2001	12-13-3		
1983	13-15	2002	15-14-2		
1984	13-13	2003	17-12-2		
1985	18-11	2004	14-17		

* Spring Training 1



MAJOR LEAGUE BASEBALL 2021 IMPORTANT DATES CALENDAR

JANUARY

- 13 Preliminary filing numbers due by 5:00 pm ET
- 15 Salary arbitration exchange date
- Beginning of the 2020 - 2021 International Signing Period

FEBRUARY

- 1-19 Salary arbitration hearings
- 12 By 4:00 PM ET, each Club must submit a list of no more than 75 total players that will be invited to Major League Spring Training
- By 4:00 PM ET, each Club must submit a list of no more than 75 non-player personnel the Club wishes to designate in access Tiers 1 and 2 for Spring Training.
- 17 The voluntary date on which all pitchers, catchers and injured players on a Major League roster may be invited to Spring Training workouts
- First date players may be placed on the 60-day Injured List
- Enforcement of Domestic Minor League Player Limit – 190 Players
- First date weekend waivers will be processed, continues through end of season
- 22 The voluntary date on which all position players on a Major League roster may be invited to Spring Training workouts
- 27 Mandatory date all players must report to report to Spring Training
- 28 Anticipated start of spring training games among Major League Clubs

MARCH

- 2 First date to renew Major League contracts
- 7 First date Clubs may ask waivers on selected Rule 5 or draft-excluded players
- 11 Last date to renew Major League contracts
- 12 First date Clubs may assign selected Rule 5 or draft-excluded players
- 14 Last date to request UR Waivers to owe 30 days' termination pay (before 2 pm ET)
- 15 UR Waivers requested today thru 3/29. Club will owe player 45 days' termination pay
- Opening of the International Player Registration Period
- 16 Last date to assign an injured player to a Minor League club, if applicable
- 17 By 4:00 PM ET, each Club must submit its proposed Alternate Training Site details to MLB
- 22 Last date a XX(B) player signed to a Minor League contract qualifies for a Retention Bonus
- By 4:00 PM ET, each Club must submit a list of no more than 75 total Tier 1 and Tier 2 individuals the Club wishes to designate in access Tiers 1 and 2 for the 2021 Championship Season.
- 27 Last date to select or release a XX(B) "Retention Bonus" player before a bonus obligation
- 28 The earliest date that a Club may backdate a placement on the 7-day Injured List
- 29 The earliest date that a Club may backdate a placement on the 10-day Injured List
- Last date to request UR Waivers to owe 45 days' termination pay (before 2 pm ET)

APRIL

- 1 Official opening of 2021 Season - rosters reduced to 26 by 12:00 pm ET
- Clubs will submit a list of up to 28 players that will be assigned to either the Class AAA affiliate or the Alternate Training Site by 12:00 pm ET
- 4 First date 7-day Injured List players may be reinstated, if applicable
- 8 First date 10-day Injured List players may be reinstated, if applicable
- 11 First date optioned players may be recalled, if applicable
- 30 All Outright Waivers in effect expire at 5:00 pm ET

MAY

- 1 New waiver period begins
- 15 Earliest date Clubs may re-sign Major League players they released after September 12, 2020
- 31 First date that players on the 60-day Injured List may be reinstated, if permissible

JUNE

- 1 XX(B) "Retention Bonus" player may require release if not added to 26-man roster
- 16 First date Clubs may trade a XX(B) player without his consent

JULY

- 4 Start of the Closed Period - MLB Draft
- 11-13 2021 MLB Draft, Atlanta, GA
- 13 All-Star Game at Truist Park, Atlanta, GA
- 30 Trade deadline – 4:00 p.m. ET
- Waivers secured on or after May 1, 2021 expire at 5:00 p.m. ET
- 31 New waiver period begins

AUGUST

- 1 Signing deadline for Rule 4 drafted players – 5:00 pm ET
- 4 Forfeited Pick Lottery, if necessary
- 15 Last date to select player to avoid draft-excluded status
- 29 Unconditional Release waivers must be requested by 2:00 p.m.(ET) to avoid May 15, 2022 signing restriction
- 31 Post-season eligibility lists are established at 11:59 pm ET
- Secured Outright Waivers expire midnight tonight ET

SEPTEMBER

- 1 New Outright Waiver Period – secured waivers are good for seven days
- Active Major League player limit increased from 26 to 28
- 26 Last date to trade any Minor League UPC until end of championship season - Noon ET

OCTOBER

- 3 Last weekend date waivers will be processed until next spring training
- Last day of the 2021 championship season
- 4 All players on optional assignment must be recalled
- All players on the 7-day and 10-day Injured Lists must be reinstated
- Minor League UPC's may now be traded between Major League Clubs
- Injured players now may be assigned to the Minor Leagues until November 19, if permissible (provided no play-in game required)
- 4-15 Article XX(D) Free Agency period

TBD DATES (Based on the end of the World Series)

- 1st Day After Eligible XX(B) players become free agents
- First date players may be traded between Major League Clubs
- 4th Day After Last date to request waivers on draft-excluded players until next spring
- 5th Day After Last date to reinstate players from the Major League and Minor League 60-day Injured Lists
- Last date to outright potential Minor League free agent without Major League contract, if applicable
- Last date for former Club to tender qualifying offer to XX(B) players
- Domestic Minor League Player Limit Increases to 190 Players
- Minor League players become free agents at 5:00 p.m. ET, if applicable
- 15th Day After Last date for XX(B) players to accept qualifying offer from former Club

NOVEMBER

- 1 Registration Deadline
- 17 Last date to ask Outright Waivers on an injured player, if permissible
- 19 Last date to outright an injured player to the Minor Leagues, if applicable
- Reserve lists for all Major and Minor League levels filed by 6:00 pm ET

DECEMBER

- 1 Last date to request outright waivers to assign player prior to Rule 5 Draft, provided player does not need to be tendered
- Release of the 2021-2022 Registration List
- 2 Tender deadline
- 5 Last date to outright a player prior to the Rule 5 Draft
- 8 Major League Rule 5 Draft - Winter Meetings, Orlando, FL
- 15 End of 2020 - 2021 International Signing Period

THESE DATES WILL BE USED UNLESS OTHERWISE NOTIFIED

BRAVES CARE

live • learn • play • serve • sustain

Braves Care is our social responsibility platform dedicated to addressing and supporting critical issues that affect Braves Country. Braves Care touches the lives of thousands of youth and their families in Metro Atlanta and the Southeast region through the pillars of **LIVE, LEARN, PLAY, SERVE** and **SUSTAIN**. Through the lens of "For the A", Braves Care aims to demonstrate our commitment to our neighbors that reaches far beyond the walls of Truist Park and extend to the hearts and homes of the many people who support our team. We are committed to working rigorously to improve the quality of life and to share our love of baseball with our community.

LIVE

The Braves, through the pillar of LIVE, strive to raise awareness and funds for cancers impacting our families, create environments for physical activity, celebrate fighters/survivors, share knowledge to support and encourage healthy lifestyle choices for physical and mental wellness, and support organizations that promote preventive care.


FAN FIT FESTIVAL

Fan Fit Festival presented by Northside Hospital offers fans the opportunity to learn about different resources that support making healthy lifestyle choices. Fans are invited to participate in yoga on the field, kickboxing in the Chophouse, and cycling on the roof top!



BREAST CANCER AWARENESS DAY

Truist Park will go pink on May 10th as the Braves, WellStar Cancer Network, Kroger, and the American Cancer Society's Making Strides Against Breast Cancer partner to continue to raise awareness and honor the courageous journeys of breast cancer fighters and survivors.




CHILDHOOD CANCER AWARENESS DAY

Childhood Cancer Awareness Day raises critical funds and awareness for pediatric cancer research. On September 5th, the Braves will honor children and families who have courageously battled or are currently battling pediatric cancer.



PROSTATE CANCER AWARENESS DAY

The Braves and Major League Baseball will dedicate June 7th to Prostate Cancer Awareness Day to help raise awareness and honor those who have bravely fought prostate cancer.




LEARN

The Braves aspire to empower, educate, mentor and encourage youth to stay engaged in the classroom and celebrate educators for their continued dedication to all students throughout Braves Country. Through the pillar of LEARN, we aim to teach the game of baseball through literacy and math/science initiatives, cultivate future leaders, and expose students to career opportunities in baseball.

ATLANTA BRAVES SCIENCE OF BASEBALL

Atlanta Braves and Xfinity are committed to engaging students in STEM through a fun and interactive educational curriculum. The Braves Science of Baseball program engages middle school students in how the sport of baseball uses math, science, and technology concepts. During the program, students learn how angles, velocity, and spin impact home runs, the geometry of a baseball field, and the statistical analysis of baseball records.



MOST VALUABLE TEACHERS

The Atlanta Braves celebrate educators throughout Braves Country who are making a difference in their classrooms and in their communities with Most Valuable Teacher grants for their individual classroom projects and needs.



PLAY

The Braves are committed to growing the game in all of Braves Country and sharing with the community one of the skills we know best – baseball. Our dedication, enthusiasm, and respect for the game are visible on and off the field. Through the pillar of PLAY, we aim to introduce the game, teach the game, play the game, support the growth of the game, and celebrate the game.

INTRODUCE THE GAME

The Braves want every young person to experience our game in a fun and easy way. Through programs like FUN AT BAT, PLAY BALL events, whiffle ball, and stickball, the Braves offer many opportunities for youth to engage with our game. Our goal through these initiatives is to entice youth to sign up for a league and begin to grow in the sport.

TEACH THE GAME

The focus is on teaching baseball techniques correctly while also empowering coaches to do the same. The Braves strive to raise the standard of the youth baseball/softball experience by offering clinics and workshops for parents, umpires, and field maintenance staff.

PLAY THE GAME

Creating opportunities through inner-city, league-based programs is a focus for the Braves. Junior Braves & Braves RBI create an environment where youth play our game in a safe, fun and affordable way. Additionally, experience-driven tournaments like the Braves Country Battles and Braves Country Championships offer youth teams from across the Southeast a chance to play at a competitive level.

SUPPORT THE GAME

As the cost of playing baseball and softball has increased, the Braves remain devoted to supporting the game for leagues, teams, and coaches who need support or guidance. Through donations and fundraising packages, equipment drives, grant guidance, league event support and partnerships, the Braves serve as a resource for programs in the Southeast.

CELEBRATE THE GAME

The Braves celebrate everything within the sport of baseball: great coaches, positive athletes, amazing plays, all-star youth, and championship teams. Through partnerships with youth and high school associations, non-profit organizations and other baseball supporters, we will celebrate deserving individuals throughout Braves Country.



SERVE

Braves players, coaches, and front office staff demonstrate appreciation to the women and men of the military and celebrate community heroes by dedicating our time and resources. Through the pillar of SERVE, we desire to instill inspiration, encouragement, and support for all of Braves Country.

COMMUNITY HEROES WEEK

Community Heroes Week presented by the Atlanta Braves Foundation and Fox Sports South celebrates people who have overcome adversity or raised awareness of various issues affecting our community. This week seeks to remind Braves Country that everyone has the power, opportunity, and tools to make a difference in their community and beyond.

MILITARY OUTREACH

The Braves honor our nation's military veterans and members of armed forces by partnering with military organizations to visit military bases, donate tickets to Braves home games and host unique experiences throughout the season. The Braves Remember Everyone Deployed during RED Fridays where players wear red jerseys and fans are encouraged to show their support by wearing red as well.



GROWING OUR COMMUNITIES

Hank Aaron Week and Los Bravos celebrate the many contributions African Americans and Latinos are making to the game of baseball. Through the Braves Care pillars of **LIVE, LEARN, PLAY, SERVE** and **SUSTAIN**, we commit to highlighting those contributions and growing the game of baseball and softball.

LOS BRAVOS

The Los Bravos serves as a platform to connect with our Spanish language fan base and the Latino community in Atlanta. Braves players and alumni visit schools throughout the year to teach the game of baseball and share about their experiences growing up in their native countries.

HANK AARON WEEK

To honor Mr. Aaron, the Braves dedicated July 29 - August 4, 2019 as Hank Aaron Week, presented by Delta Air Lines. Among honoring and celebrating Mr. Aaron through service, education, and philanthropic programs, the centerpiece of Hank Aaron Week activities is the inaugural Hank Aaron Invitational. For the Hank Aaron Invitational, the Braves, MLB, MLB Players Association and USA Baseball recognized the top 44 diverse high school baseball players in the country, who competed in an inaugural showcase game at Truist Park - Hank Aaron Invitational Game. .



ATLANTA BRAVES FOUNDATION

The Atlanta Braves Foundation is the charitable arm of the Atlanta Braves that invests in programs that serve children, families, and communities across Braves Country through grant making, strategic partnerships and signature programs. The Atlanta Braves Foundation serves as the fundraising and funding mechanism for Braves Care and allows organizations, individuals, companies and communities from across Braves Country to engage with the Club in social good.

BRAVES FOUNDATION BASEBALL FIELD REFURBISHMENT

The Foundation has pledged to refurbish 10 baseball fields in Braves Country. To date, West Manor Park in Atlanta, Fullers Park in Marietta, Powder Springs Park in Powder Springs, Dacula Park in Dacula, Harrison Park in Marietta, and Tom Fontaine Park in Macon, GA have been renovated. The field refurbishment projects include renovating the infield and outfield, sanding and painting the bleachers, moving foul poles, installing top-notch pitcher's mounds as well as new backstop netting and sprucing up the dugouts.



BRAVES FOUNDATION GRANTS PROGRAM

The Atlanta Braves Foundation contributed cash and in-kind donations to the local community in 2019 and awarded 28 local non-profit organizations with grants to fund their 2019-20 initiatives. The Atlanta Braves Foundation funds organizations that focus on youth in the areas of health and wellness, education, and youth baseball.

