

All Major League Baseball trademarks and copyrights are used with permission of MLB Advanced Media, L.P. All rights reserved.



Great American Ball Park
100 Joe Nuxhall Way
Cincinnati, OH 45202
Phone: (513) 765-7000
Twitter: @Reds



Major League Baseball
1271 Avenue of the Americas
New York, NY 10020
Phone: (212) 931-7800
www.mlb.com, Twitter: @MLB

Cincinnati Reds Minor League Affiliates

Class AAA: Louisville Bats - Triple-A East
Class AA: Chattanooga Lookouts - Double-A South
Advanced Class A: Dayton Dragons - High-A Central
Class A: Daytona Tortugas - Low-A Southeast
Rookie: Arizona League Reds - Arizona League
Rookie: Dominican Summer League Reds - Dominican Summer League


Cincinnati Reds Mission Statement

The Cincinnati Reds are dedicated to building and maintaining a championship-caliber team that carries on our rich baseball tradition. We are committed to providing superior service, exceptional entertainment and continued contributions in our community.

The Cincinnati Reds' 2021 media guide was produced by the media relations and creative services departments and is based on information available through March 5, 2021. Biographies, statistics, editing and research provided by Rob Butcher, Larry Herms, Jamie Ramsey, Amy Calo, Brendan Hader, Michael King and Elias Sports Bureau. Contributing photos provided by Reds team photographers Greg Rust and Philip Groshong, Mike Moore, the National Baseball Hall of Fame, Getty Images, Major League Baseball and its affiliates. Special thanks to Pat Latham from CJK Print Possibilities. The 2021 media guide is an official publication of The Cincinnati Reds, LLC, 100 Joe Nuxhall Way, Cincinnati, OH 45202, (513) 765-7000. Its logos and graphics are trademarks of the Cincinnati Reds. All rights reserved. Reproduction in whole or in part without written permission is strictly prohibited. Printed in the USA.



IN MEMORIAM



JOE MORGAN

1943 - 2020




TABLE OF CONTENTS/INDEX

Reds Front Office	6-36	2020 Season Review	277-324
Ballpark Operations Bios	27	Batting Order.....	286
Baseball Operations Bios	15-22	Batting Statistics.....	282
Broadcasters.....	24-26	Catchers' Stats.....	285
Business Operations Bios	28-30	Catchers' Throwing Percentage.....	285
Executive Bios	10-15	Day Totals, Reds Batters.....	302
Front Office, Directory	6-9	Day Totals, Reds Pitchers	302
Front Office, Photos.....	31-36	Day-by-Day Results	290-291
Medical Staff.....	23	Designated Hitters	286
Security K9s.....	36	Ejections.....	288
Cincinnati Reds	37-222	Extra-Inning Games	287
Acquisitions.....	64-65	Fielding Statistics.....	284-285
Baseball Operations Support Staff	59	Great American Ball Park Totals, Reds Batters.....	300
Birthdays	219	Great American Ball Park Totals, Reds Pitchers.....	300
Clubhouse Staff	62	Highs and Lows.....	306-307
Coaches	41-58	Injured List	288
Manager, David Bell.....	38-40	Leaders, AL Batting/Pitching.....	321-324
Media Relations Staff	63	Leaders, NL Batting/Pitching	314-317
Medical Staff.....	60-61	Left Handers, Reds Batters vs	298
Players	69-218	Left Handers, Reds Pitchers vs.....	298
Roster, 40-Man	66-67	Monthly Statistics	292-296
Roster, Non-Roster Invitees	68	Multi-Hit Games	286
Service Time, Major League	219	Night Totals, Reds Batters	303
Team Travel.....	62	Night Totals, Reds Pitchers.....	303
Twitter Handles	219	Pitching Statistics	283
Reds Player Development and Scouting	223-276	Records When...Reds'.....	287
Affiliate Directory	234	Reds by Day/Month/Series/Game.....	288
Affiliates, Through the Years.....	244	Relievers Totals	283
Award Winners, 2020 Minor League.....	247	Review, 2020 Season	278-280
Barton Scout of the Year Award	224	Right Handers, Reds Batters vs.....	299
Bender Award Winners.....	245	Right Handers, Reds Pitchers vs	299
Coordinators/Instructors.....	228-229	Road Totals, Reds Batters.....	301
Cross Checkers, Photos.....	225	Road Totals, Reds Pitchers.....	301
Directory, Player Development and Scouting.....	224	Scoring Position, Reds Batters With Runners In.....	304
Draft, 2020	245	Standings, 2020 MLB Final	278
Draft, All-Time No.1 Draft Selections	246	Starters by Position	286
International Scouting, Photos	226	Starters/Relievers Comparison.....	283
Managers/Coaches	235-243	Statistics and Rankings, AL.....	318-320
Player Development Department.....	227-233	Statistics and Rankings, NL	311-313
Players	248-274	Transactions.....	308-310
Pro/Amateur Scouts, Photos	225	Wins in Last At-Bat	287
Scouting Supervisors, Photos.....	226	Won-Lost Breakdowns	287
Top Prospects	247	Opponents.....	325-352
		Ballparks, Major League Directory.....	351
		Opponents, AL	343-350
		Opponents, NL	329-342
		Record vs AL.....	343
		Record vs NL	326-328



TABLE OF CONTENTS/INDEX

Reds History353-450	Pitching, Top Five 466
All-Stars, All-Time..... 398-399	Pitching, Yearly Individual Leaders 431-434
Attendance, Year-by-Year..... 360	Pitching, Year-by-Year Statistics 430
Award Winners..... 396-397	Pitching Records, Single Game 440
Ballpark History..... 362-363	Players Statues 394-395
Ballparks, Through the Years 361	Players/Pitchers/Rookies of the Week/Month..... 400
Batting, Individual Records 422-423	Record, Home/Road, Since 1900 359
Batting Records, Single Game 426-427	Record, Year-by-Year 356-358
Batting, Reds League Leaders..... 419	Retired Uniform Numbers..... 391-393
Batting, Top Five 420	Road Trips, Best..... 412
Batting, Year-by-Year Team Stats 414	Roster, All-Time, Post-1900..... 367-373
Batting, Yearly Individual Leaders..... 415-419	Roster, All-Time, Pre-1900 366
Club Records, Batting..... 421	Streaks, Winning and Losing by Season 410
Club Records, Fielding 442	Strikeouts, Most by Reds Batters in Game..... 427
Club Records, Pitching 440	Uniform Numbers, All-Time 374-379
Coaches, Since 1900 365	
Fielding, Individual Records..... 443	Reds in Postseason 451-486
Fielding, Year-by-Year 442	Batting Leaders..... 457
Games By Position, Most Career 444	Club Records 455-456
Hall of Fame, National 380-381	Individual Batting Records 454
Hall of Fame, Reds 382-389	Individual Pitching Records..... 458
Hall of Fame and Museum, Reds 390	Miscellaneous 460
Highest Scoring Games..... 411	Pitching Leaders..... 459
Home Runs, Grand Slams..... 420	Postseason History..... 452
Home Runs, Great American Ball Park 429	Roster, All-time Postseason 453
Home Runs, Reds Trios/Duos..... 423	Series Results, By Year 462-485
Home Runs, Reds w/30 in a season 423	
Home Runs, Year-by-Year 413	Media and Other Info 487-506
Homestands, Best 412	Affiliates, Radio..... 491
Important Dates, Reds History..... 354-355	Ballpark Guest Guide..... 504
Induction Weekend 390	Batting Practice Schedule, 2021 492
Inning, Biggest Ever..... 426	BBWAA, Cincinnati Chapter..... 494
Last Time it Happened..... 445-450	Broadcasters, All-Time 488-490
Managers, Since 1900..... 364	Covering the Beat, Photos..... 494
Managers, Winningest..... 364	Directory, MLB Front Office..... 497
Marathons 411	Game Broadcast..... 492-493
Miscellaneous Records 444	Media Outlets, Local..... 495
Miscellaneous Hitting Feats 423-425, 428	Media Relations Information/Guidelines..... 492
Miscellaneous Pitching Feats..... 437-440	Media Relations Directory, MLB Clubs 502
Most Seasons, Players..... 373	National Baseball Hall of Fame Information 496
No-Hitters..... 441	Promotional Dates, 2021 504
Opening Day Lineups, Since 1900..... 404-408	Reds on the Airwaves..... 488
Opening Day Results..... 402-403	Rules of Interest, MLB 496-497
Perfect Game..... 441	Seating Chart, Great American Ball Park..... 503
Pitching, Individual Records..... 436	Spring Training Information 498-501
Pitching, Reds League Leaders 436	



STAFF DIRECTORY
INVESTORS
Robert H. Castellini – W. Joseph Williams Jr. – Thomas L. Williams

Lindner Reds Baseball IV LLC – Frank Cohen – William J. Reik

Buy Buy Baseball, LLC – EMK Investment Company, LLC – Larry Sheakley – Jeffrey L. Wyler

Harry J. Fath – Jeffrey L. Gendell – Edwin J. Rigaud, AACE, LLC – HKR Baseball, LLC – Ronald L. Sargent

John H. Wyant – George H. Vincent, Queen City Diamond, LLC – Heading for Home, LLC – Art Hauser

EXECUTIVE OFFICE

Robert H. Castellini Chief Executive Officer
 W. Joseph Williams Jr. Chairman
 Thomas L. Williams Vice Chairman
 Phillip J. Castellini..... President and Chief Operating Officer
 Shellie Petrey..... Executive Operations Manager
 Barry Larkin Senior Advisor to President/COO
 Nick Krall..... Vice President and General Manager
 Sarah Vedder..... Exec. Asst. to Pres. of Baseball Ops. & GM
 Walt Jocketty Executive Advisor to the CEO
 Christopher L. Fister..... Secretary and Treasurer
 Karen Forgas..... Senior Vice President of Business Operations
 Teddy Siegel Business Ops. Assistant
 Emily Mahle Business Ops. Assistant/Speakers Bureau
 Doug Healy Senior Vice President of Finance and CFO
 James A. Marx, Esq. Chief Legal Officer
 Teena Schweier Assistant to CLO and CFO

"J" Harrison Special Assistant to the General Manager
 Marty Maier..... Special Assistant to the General Manager
 John Morris Special Assistant to the General Manager
 Jeff Schugel..... Special Assistant to the General Manager
 Gary Glover Professional Scout
 Joe Jocketty..... Professional Scout
 Ben Jones..... Professional Scout
 Bruce Manno Professional Scout
 Mick Mattaliano..... Professional Scout
 Jeff Morris..... Professional Scout
 Steve Roadcap Professional Scout
 Daniel Beattie Pro Scouting Analyst
 Rob Fidler Manager, Pacific Rim Scouting
 Jamey Storvick Scout, Pacific Rim

Amateur Scouting

Brad Meador..... Director, Amateur Scouting
 Paul Pierson Assistant Director, Amateur Scouting
 Joe Katuska Assistant Director, Amateur Scouting
 Trey Hendricks..... Director, International Scouting
 Greg McMillin Assistant Director, International Scouting
 Richard Jimenez..... Director, Latin America Scouting
 Richard Castro Assistant Director, Latin America Scouting

Player Development

Shawn Pender..... Vice President, Player Development
 Eric Lee Senior Director, Player Development
 Bill Doran Special Assistant, Player Development
 Eric Davis..... Special Assistant, Player Performance
 Mario Soto Special Assistant, Player Performance
 Melissa Hill..... Coordinator, Baseball Administration
 Harris Kingsley..... Player Development Analytics Coordinator
 Patrick Serbus Director, Minor League Athletic Training
 Becky Schnakenberg..... Coordinator, Minor League Wellness
 Leah Reitmayer Coordinator, Minor League Nutrition
 Dan Adams, Coord., Health/Performance--Program Integration
 Manny Lopez Latin American Medical Coordinator
 Will Gilmore Minor League Strength & Conditioning Coord.
 Marcus Ahrens..... Minor League Rehab Coordinator
 Tyler Klein..... Mental Skills Coordinator
 Clete Sigwart Manager, Athletic Training
 Alex Puskarich..... Minor League Asst. Str. & Cond. Coord.
 Andy Riise..... Mental Skills Coach
 Eric Gonzalez Physical Therapist

BASEBALL OPERATIONS
Front Office

Sam Grossman..... Vice President, Assistant General Manager
 Buddy Bell..... VP, Sr. Advisor to President of Baseball Ops.
 Chris Buckley..... Vice President, Player Personnel
 Jeff Graupe..... Senior Director, Player Personnel
 Mark Edwards..... Manager, Baseball Operations
 Katie Krall..... Baseball Operations Analyst
 Geoff Head Senior Director of Health & Performance
 Charles Leddon Director, Sports Science Initiatives
 Jesus Ramos Sports Science Assistant
 Tim Rosenbaum Data Collection Specialist
 Richard Anderson..... Director, Baseball Analytics
 Michael Schatz Lead Data Scientist
 Chris Jackson Data Scientist
 James Brand..... Major League Analytics Coordinator
 Dan Aucoin Senior Research & Development Analyst
 Mark Weinstein Baseball Research Analyst
 Bo Thompson Manager, Advance Scouting
 Gary Hall..... Coordinator, Major League Video & Technology

Pro Scouting

Rob Coughlin..... Director, Professional Scouting
 Cam Bonifay Special Assistant to GM, Player Personnel

Chris Tremie	Field Coordinator
C.J. Gillman	Hitting Coordinator
Kyle Boddy	Director of Pitching
Bryan Conger	Pitching Coordinator
Luis Bolivar	Academies Coordinator
Joel Noboa	Latin American Field Coordinator
Jose Nieves	Infield Coordinator
Corky Miller	Catching Coordinator
Jon Snyder	Minor League Equipment Manager
John Bryk	Minor League Clubhouse Assistant
Ryan Dammeyer	Minor League Clubhouse Assistant
Mitchell Bonds	Coordinator, Minor League Video & Tech.
Branden Croteau	Specialist, Player Development/AZ Ops.
Jasmine Dunston	Specialist, Player Development
Juan Peralta	Academy Director, Latin America
Julio Justo	Assistant, Latin America Operations

Arizona Operations

Mike Saverino	Operations Manager
---------------------	--------------------

Major League Team Travel

Gary Wahoff	Senior Director, Team Travel
-------------------	------------------------------

Media Relations

Rob Butcher	Vice President, Media Relations
Larry Herms	Director, Media Relations
Jamie Ramsey	Director, Media Relations, Digital Content
Jorge Merlos	Spanish Translator/Media Relations Assistant
Luke Shinoda	Japanese Translator/Media Relations Coord.

Medical Staff

Dr. Timothy Kremchek	Medical Director
Steve Baumann	Head Athletic Trainer, ATC, CSCS
Jimmy Mattocks	Assistant Athletic Trainer, ATC
Tomas Vera	Assistant Athletic Trainer, ATC
Takeshi Yamamoto	Health & Performance Specialist
Rob Fumagalli	Director, Strength & Conditioning
Morgan Gregory	Assistant Director, Str. & Cond.
Brad Epstein	Director, Physical Therapy and Rehab
Ashley Meuser	Major League Sports Dietician

Clubhouse

Rick Stowe	Senior Director, Clubhouse Operations
Josh Stewart	Visiting Clubhouse Manager
Mark Stowe	Reds Clubhouse Assistant

BALLPARK OPERATIONS

Tim O'Connell	Vice President of Ballpark Operations
---------------------	---------------------------------------

Ballpark Operations

Sean Brown	Senior Director of Ballpark Operations
Colleen Rodenberg	Director of Ballpark Administration
Jan Koshover	Senior Manager of Guest and Event Ops.
Matt Keifling	Senior Manager of Ballpark Maintenance
Gary Goddard	Chief Engineer
Jen Clemens	Ballpark Administrative Services Manager
Robert Burkhardt	Finish Carpenter

Richard Kleinwachter	Electrician
Daniel Korb	Electrician
Alex Schaefer	HVAC Technician
Don Eichstadt	Refrigeration & Food Svc. Eqpt. Mechanic
Justin Faul	Senior Maintenance Worker
Joe Simpson	Maintenance Worker I
Jon Phelps	Ops QA/QC
Phil Stall	Painter
Daniel Schmalz	Plumber
Chase Vogel	Ballpark Operations Coordinator
Geoffrey Joseph	Shipping & Receiving Clerk

Field Operations

Derrick Grubbs	Director of Grounds & Head Groundskeeper
Christo Wallace	Assistant Head Groundskeeper
Devin Herman	Grounds Supervisor

Public Safety and Security

Rick Neville	Director of Security and Public Safety
Dewitt Anderson	Public Safety Officer
John Brehm	Public Safety Officer
Kyle DeWine	Public Safety Officer
Paul Fieler	Public Safety Officer
Michael Grote	Public Safety Officer
Craig Heintzelman	Public Safety Officer
Kenneth Lewis	Public Safety Officer
Logan Lucas	Public Safety Officer
Richard Miller	Public Safety Officer
Patrick Sponsler	Public Safety Officer
Vincent Steinwert	Public Safety Officer
Richard Toschlog	Public Safety Officer
Brenna Turner	Public Safety Officer

Public Safety K9s

Gator	Public Safety K9
Paisley	Public Safety K9
Rookie	Public Safety K9

BUSINESS OPERATIONS™

COMMUNICATIONS AND MARKETING

Ralph Mitchell	Vice President of Comm. and Marketing
----------------------	---------------------------------------

Communications, Digital Media & Creative Services

Lisa Braun	Director of Digital Media
Jansen Dell	Director of Creative Operations
Jarrod Rollins	Director of Communications & Web Content
Audra Sordyl	Director of Marketing
Michael Anderson	Public Relations Manager
Amy Calo	Creative Services Manager
Chadwick Fischer	Social Media Manager
Brendan Hader	Communications Manager
Carter Kennedy	Social Media Design Coordinator
Michael King	Senior Designer
Sara Treash	Graphic Designer
Lori Watt	Promotional Purchasing/Broadcasting Admin.

PROMOTIONAL EVENTS AND PRODUCTIONS

Zach Bonkowski Vice President of Promo Events/Prod.

Promotional Events and Player Relations

Corey Hawthorne Director of Promo Events/Plyr. Relations
 Jim Myers Authentics Manager
 Sean Molloy Authentics Assistant
 Kelsey Proctor Promotional Events Manager
 Nick St. Pierre Promotional Events Manager

Productions

Jami Itiavkase Director of Productions
 Billy Johnson Productions Manager
 Brent Vinson Video Engineer - Technical Manager
 Nick Prince Video Productions & Technical Specialist
 Nicholas Wedge Motion Graphic Designer
 Kaitlin Simcoe Content Productions Specialist

COMMUNITY RELATIONS

Lindsey Dingeldein Director of Community Relations
 Natalya Herndon Diversity Relations Coordinator

CORPORATE PARTNERSHIPS

Bill Reinberger Vice President of Corporate Partnerships
 Dave Collins Director of Sponsorship Development
 Dan Lewis Corporate Partnerships Manager
 Todd Richardson Corporate Partnerships Manager
 Jason Strine Corporate Partnerships Manager
 Joe Zerhusen Broadcast and Affiliates Manager
 Joanie Conkle CRM Manager
 Erika Galiette Senior Manager of Fulfillment
 Jessica Jamison Corporate Account Services Manager
 Matt Pohlman Corporate Account Services Manager
 Brandon Bowman Trafficking Coordinator
 Denise Lockwood Assistant to Corporate Partnerships

FINANCE AND ADMINISTRATION

Bentley "B.J." Viator Vice President of Finance, Controller

Accounting

Jill Niemeyer Accounting Manager
 Cathy Brakers Senior Accountant
 Sherri Yerkes Staff Accountant
 Sydney Simpson Accounts Payable Clerk

Human Resources

Victor Livisay Vice President, People & Culture
 Amy Ford Manager, Benefits and Wellness
 Zach Wollman HR Business Partner
 Stephanie Pryor HR Specialist

Payroll

Leanna Priest Director of Financial Reporting and Payroll
 Ayanna Goddard Payroll Accountant

INFORMATION TECHNOLOGY, BASEBALL DATA & DEVELOPMENT AND BUSINESS ANALYTICS

Brian Keys Vice President of Technology

Baseball Data & Development

Mickey Mentzer Director of Data Systems & Development
 Brett Elkins Sr. Systems Architect, Baseball Systems
 Bryce Dugar Data Engineer, Baseball Systems
 Andrew Kyne Data Quality Engineer, Baseball Systems
 Ryan Barger Baseball Development Manager
 Samantha Rack Sr. Developer, Baseball Systems
 Joe Delia Developer Baseball Systems

Technology

Alex Meyer Systems Engineer
 Randy Newsome Systems Engineer
 Chris Renner Systems Engineer
 Clinton Van Andel Systems Administrator
 Christina Harlow Sr. DevOps. Engineer
 Jason Stell DevOps. Engineer

Business Analytics

Steven Wyant Data Architect
 Mark Boone Business Analyst
 Kristin Elliott Business Application Manager
 Paige Smith Business Marketing Developer
 Joe Enriquez Application Developer

TICKETS AND BUSINESS DEVELOPMENT

Aaron Eisel Vice President of Ticketing and Business Dev.

Single Game Ticketing & Consumer Clubs

Kristen Meyers Director of Single Game Ticketing
 Kayla Umberg Consumer Clubs Manager
 Ryan Haynes Single Game Ticketing Coordinator

Special Events

Vicki Volp Sr. Manager of Special Events Sales and Ops.
 Terylle Austin Manager of Special Event Operations
 Christian Sharp Event Services Coordinator

Ticket Operations

Jacob Widerschein Senior Director of Ticket Operations
 Todd Wuest Director of Ticket Operations
 Bev Bonavita Senior Manager of Season Ticket Operations
 Billy Byrnes Senior Manager of Ticket Operations Events
 John Rieder Group Operations Manager
 Catie Bock Sr. Mgr. of Ticket Operations Customer Service
 Tyler Crowley Ticket Operations Coordinator
 Matthew Ollerdisse Senior Manager of Ticketing Strategy
 Jon Myers Ticketing CRM Manager
 Chris Calo Senior Business Analyst
 Frank Rosiello VIP Ticket Concierge

Ticket Sales and Service


Mark SchuelerSenior Director of Ticket Sales & Service
 Patrick Montague..... Director of Ticketing New Business
 Shelley Volpenhein.....Director of Season Ticket Membership
 Chris Bausano Director of Premium Sales & Service
 Carmen Alberini.....Director of Group Sales
 Chris Herrell..... Season Sales Manager
 Blake WilliamsSr. Account Executive, New Business Dev.
 Jake Eby..... Account Executive, New Business Dev.
 Eric Keller..... Sr. Account Executive, Retention and Sales
 Angel Gonzalez.....Account Executive, Retention and Sales
 Logan Grapenthien.....Account Executive, Retention and Sales
 Tiffany HuffmanAccount Executive, Retention and Sales
 Ryan Rizzo.....Premium Sales Manager
 Megan Stuerenberg...Sr. Premium Sales/Ownrshp Svcs. Exec.
 Kory Hetzer.....Suites and Premium Service Executive
 Craig Sample Premium Service Executive
 Jacob Swartz Premium Service Executive
 Cardell CarterGroup Account Executive
 Aly Gruber..... Group Account Executive
 Mason Smith..... Group Account Executive
 Drew Whitaker Group Account Executive

REDS COMMUNITY FUND

Charley FrankExecutive Director, Reds Community Fund
 Matthew WagnerAsst. Director, Reds Community Fund
 Jerome Wright .. P&G MLB Cin. Reds Youth Academy Director
 Jeremy Hamilton.....Assistant Director, Youth Academy
 Sara Ingram..... Sponsorship and Events Manager
 Colleen Cheek Sr. Outreach Manager
 Gabrielle Pape..... Outreach Coordinator
 Taylor Kinley Outreach Coordinator

REDS HALL OF FAME AND MUSEUM

Rick WallsExecutive Director
 Chris Eckes.....Operations Manager/Chief Curator
 Erin ChamberlainMarketing and Development Manager
 Garrett Combs Marketing and Development Assistant
 Ken FreemanEducation & Programming Manager
 Mark Harlow..... Ticket Operations Manager
 Sherry Rowland.....Membership Manager
 Christina Sprance.....Visitor Services and Retail Manager





ROBERT H. CASTELLINI

CHIEF EXECUTIVE OFFICER

On Nov. 2, 2005, the Cincinnati Reds announced that the controlling interest in the club would be acquired by a group of Cincinnatians led by Robert H. Castellini, Chairman of Castellini Company.

Other members of the group acquiring the controlling interest include Thomas L. Williams and W. Joseph Williams, Jr., President and Chairman, respectively, of Cincinnati based North American Properties.

The sale of the club was completed on Jan. 19, 2006, and Mr. Castellini assumed control of the Club as its Chief Executive Officer.

Mr. Castellini has been involved in Major League Baseball for close to 40 years. His involvement included a minor interest in the Cincinnati Reds as part of the Williams family ownership until that interest was sold in 1984. He became a partner in the Texas Rangers in 1989 and the Baltimore

Orioles in 1993. From 1995 until 2006 Mr. Castellini was a major partner in the St. Louis Cardinals. His interest in the Cardinals was sold as a condition of his acquisition of the Cincinnati Reds.

Mr. Castellini has been the Chairman of Castellini Group of Companies since 1992, following tenures as Executive Vice President from 1967–1970 and President from 1970–1992. The Castellini Company businesses include perishable distribution, food processing, public warehousing, transportation logistics and leasing.

In 1963, he graduated from Georgetown University with a degree in economics and after two years as an officer in the U.S. Army he received his MBA from Wharton Graduate School in 1967.


Mr. Castellini is very active in the Cincinnati community. He served as a member of the Board of Trustees for Xavier University as well as Chairman of Xavier’s Development Committee, member and Past President of the Cincinnati Business Committee, a member of the Commercial and Commonwealth Clubs of Cincinnati as well as past president of both clubs, member of the Chief Executives Organization and Past President of the Young Presidents’ Organization, Cincinnati Chapter. He donates his time as a board member of the Cincinnati Center City Development Committee (3CDC) and the Cincinnati Arts and Technology Studios, chairman of the Joint Banks Steering Committee, President of the Cincinnati Equity Fund and New Markets Tax Credit.

He has also been a member of the boards of directors for PNC Bank, Ohio and United States Playing Card Company, Comair Airlines, Babson College Board of Trustees, Denison University Board of Trustees and President of the Queen City Club. Mr. Castellini has been Chairman of the Boards of Trustees for both Tri Health, Inc., the Good Samaritan Hospital and the Cincinnati Zoo, a Board of Trustees member for the National Underground Railroad Freedom Center and the Cincinnati Art Museum..

Bob is married to Susie Castellini and they have four children and 12 grandchildren.

REDS CEOs THROUGH THE YEARS

Aaron Champion.....	1869–70	Powel Crosley Jr.....	1934–46
Josiah L. Keck.....	1876–77	Warren C. Giles.....	1946–51
J. Wayne Neff.....	1878–79	Powel Crosley Jr.....	1951–61
Justus Thorner.....	1882–83	William O. DeWitt.....	1961–66
Aaron S. Stern.....	1884, 1887–90	Francis L. Dale.....	1967–73
George Herancourt.....	1885	Robert L. Howsam.....	1973–78
John Hauck.....	1886	Dick Wagner.....	1978–83
John T. Brush.....	1891–02	Robert L. Howsam.....	1983–85
Gary Herrmann.....	1902–27	Marge Schott.....	1985–99
C.J. McDiarmid.....	1928–29	Carl H. Lindner.....	1999–2006
Sidney Weil.....	1930–33	Robert H. Castellini.....	2006–Present



W. JOSEPH WILLIAMS, JR.

CHAIRMAN

Joe Williams is the Chairman of North American Properties, a family-owned and controlled real estate development company, which was started in 1954. Mr. Williams joined North American as an Executive Vice President in 1970. From 1984-'94, he was the President. Since 1994, he has served as Chairman of the Board. Mr. Williams served in the United States Army prior to joining North American.

Mr. Williams' family has a long history with Major League Baseball. Mr. Williams' father, William J. Williams, Sr., served as Vice President and part owner of the Cincinnati Reds from 1966 to 1982 before becoming General Partner in 1982. During the period from 1970 to 1982, Mr. Williams, Jr. served on the Board of Directors of the Cincinnati Reds. The family sold its interest in 1984.

In 1993, Mr. Williams became a part owner of the Baltimore Orioles. Mr. Williams was an owner of the St. Louis Cardinals from 1996 to 2005.

He graduated from Xavier University in 1969.

Joe Williams is married to Judy Williams. They have two children.



THOMAS L. WILLIAMS

VICE CHAIRMAN

Tom Williams is President and Chief Executive Officer of North American Properties, a national real estate development company. He has been President of North American Properties since 1994 and served as Vice President from 1986 through 1994. He was an associate with the law firm Frost & Jacobs from 1983 through 1986. Mr. Williams is Vice-Chairman and one of the principal owners of the Cincinnati Reds. He is a former owner of the St. Louis Cardinals from 1996 to 2006 and, prior to that, was an owner of the Baltimore Orioles.

Mr. Williams is one of the principal owners and a board member of Skyline Chili, Inc. He completed a purchase agreement in December 2020 to assure this iconic Cincinnati brand will remain privately held by local ownership with deep Cincinnati roots, while simultaneously positioning itself for continued success and growth.

Mr. Williams is a co-founder of Nehemiah Manufacturing Co. Nehemiah was founded in 2009 with the mission to build brands, create jobs, and change lives. Nehemiah is committed to bringing manufacturing jobs back to the inner city of Cincinnati to stimulate community development and economic growth. Nehemiah is a second chance company. Many employees who come to Nehemiah just need a chance to prove themselves.

Mr. Williams currently serves on numerous Boards including JobsOhio, The Western and Southern Financial Group, Skyline Chili, Inc., Nehemiah Manufacturing Co., The Cincinnati Equity Fund, The Cincinnati Center City Development Corporation (3CDC), Cintrifuse and the Cincinnati USA Regional Chamber. He is also a member of JobsOhio Executive Committee and Investment Committee. He is a member of Western and Southern's Executive Committee and Finance Committee and is Chairman of the Western & Southern Foundation. He chairs 3CDC's Development and Finance Committee, and he is a member of the Cintrifuse Executive Committee.

Mr. Williams is a member of the Commission for Inclusive Capitalism. He is a CoChair of the Child Poverty Collaborative. He is an advisory member of The Cincinnati Chamber's Workforce Innovation Center. He is a member of the RESTART Task Force convened to lead the Cincinnati region through the COVID-19 economic crisis and a member of the RESTART Economic Development Subcommittee. He is a member (past Chair) of REDI (Regional Economic Development Initiative) Cincinnati, and he is Co-Chair of Build Our New Bridge Now Coalition.

Mr. Williams is a member and past Chairman of the Cincinnati Business Committee (CBC), Co-Chair of the CBC's Economic Development Committee, and Co-Chair of the CBC's Education Committee. He is one of the founding members and past Chairman (August 2012 – April 2015) of the Cincinnati Regional Business Committee (CRBC) and serves on the Economic Development Committee, the Education Committee, and the Government Affairs Committee.


Mr. Williams is a board member of Accelerate Great Schools and Teach For America. He is Chairman Emeritus of the LISC Local Advisory Committee, and a member of the Cincinnati Art Museum Nominating Committee. He is also a member of the World Presidents' Organization and past member of the Young Presidents' Organization (past president), and a member of the Chief Executives Organization. He is member of the Commonwealth Club of Cincinnati (past president) and a member of the Commercial Club of Cincinnati (past President).

Some of Mr. Williams' past activities include membership of the boards of AAA Cincinnati, the Children's Home of Cincinnati, the Cincinnati Art Museum, the Cincinnati Zoo (past president), Downtown Cincinnati, Inc., Georgetown University's Board of Regents, Leadership Scholars, PNC Bank Ohio, The Port of Greater Cincinnati Development Authority, St. Joseph Home, Summit Country Day School, and Xavier University.

Mr. Williams is a member of the Camargo Club, the Cincinnati Country Club, Baker's Bay Golf and Ocean Club, Naples Yacht Club, Northport Point, the Queen City Club, Royal Poinciana Golf Club and the Snowmass Club.

Mr. Williams is a graduate of Georgetown University and the University of Cincinnati College of Law.

Tom Williams is married to Jenny Williams. The Williams have three children.



PHILLIP J. CASTELLINI

PRESIDENT AND CHIEF OPERATING OFFICER

As President and Chief Operating Officer of the Cincinnati Reds, Phillip J. Castellini is responsible for all business and ballpark operations of the organization, including a primary focus on the growth of new revenue through ticket sales, corporate sponsorships and special events. Mr. Castellini works closely with team concessionaire Delaware North Companies (DNC) on merchandising, licensing and food and beverage options. Additionally, Mr. Castellini oversees the Reds broadcast relationships.

During his tenure, Mr. Castellini has made fan engagement a priority throughout the organization. He successfully developed and produced the Reds commemoration of the Reds 150th Anniversary as the nation's first professional baseball team

throughout the 2019 season. Also in 2019, he orchestrated a season-long tribute and farewell to the career of Reds Hall of Fame radio broadcaster Marty Brennaman.

As head of business operations, Mr. Castellini has led the planning and design of the extensive capital improvements in and around the ballpark. The new Press Club was debuted in 2020, which is Great American Ball Park's newest premium seating area featuring a premier vantage point behind home plate. In an area previously reserved for members of the media, this exclusive bourbon-themed club is located in one of the most highly-coveted areas of the ballpark. The Press Club, like all his previous projects within the ballpark, was developed for the purpose of enhancing the fan experience.

Under Mr. Castellini's direction, locally renowned food and beverages are now served throughout the ballpark which broadly expands the traditional ballpark offerings. His commitment to fan entertainment reaches beyond the ballpark with the annual production of the best-in-class events such as Redsfest, the Opening Day Block Party, the Reds Caravan, the Hall of Fame Induction Gala, and numerous events for the Reds Community Fund.


Mr. Castellini also plays a pivotal role in the club's community efforts, serving as an executive committee board member for the Reds Community Fund. He assisted with the development of funding for the P&G Cincinnati MLB Urban Youth Academy in Roselawn, which broke ground in 2013 and opened in 2014. This academy is the first in the Midwest as part of Major League Baseball's Urban Youth Academy program. Annually, Mr. Castellini and the Reds Community Fund invests with other local partners in a Community Makeover Project for the purpose of improving the lives of that community by providing facilities where youth can enjoy baseball and other needed services.

On the league-wide level, Mr. Castellini was instrumental in securing Cincinnati as the host city for the 2015 Major League Baseball All-Star Game. He also represents the Reds as one of eight teams on Major League Baseball's Diversity & Inclusion and International Committees.

After first joining the Reds following the 2005 season as Senior Director of Business Operations, Mr. Castellini was promoted to Senior Vice President of Business Operations in January 2007 before assuming his current position in January 2008. He reports directly to Reds CEO Bob Castellini and works closely with the ownership group.

In addition to his Reds duties, Mr. Castellini is an active member of the Greater Cincinnati community. He is currently a member of institutions such as the TriHealth, Inc. Board, Cincinnati Regional Business Committee (CRBC) Board, REDI Cincinnati Executive Committee Board, Young Presidents' Organization, Commonwealth Club and Queen City Club. Since 1993 he also has served as President of Merchants Cold Storage in Walton, Kentucky.

A graduate of Babson College, Mr. Castellini has a Bachelor of Science, Marketing and Entrepreneurial studies and a minor in literature. He also has attended post-graduate studies through the University of Pittsburgh's Semester at Sea program. He and his wife Britt have five children: Lucia, Gabriella, Chloe, Millie and John James.





BARRY LARKIN

SENIOR ADVISOR TO PRESIDENT / CHIEF OPERATING OFFICER

Hall of Fame shortstop Barry Larkin is in his sixth season in the front office, his first as Senior Advisor to President and COO Phil Castellini after 5 years as Special Assistant to the General Manager. In his new front office role, Larkin will participate in the execution of the team's annual diversity, equity and inclusion efforts, will support existing and help secure new corporate partner relationships and will represent the team at sponsored events. Larkin's responsibilities will include working with the Reds Community Fund at the P&G MLB Cincinnati Reds Youth Academy as well. He also will serve as a color analyst on Reds television broadcasts. The Cincinnati native spent his entire 19-year Major League career with the Reds. He was a 12-time National League All-Star, voted in five times as a starter. He won the 1995 NL MVP Award, a World Series championship in 1990, nine Louisville Slugger Silver Slugger Awards and three Rawlings Gold Glove Awards for defensive excellence. He was inducted into the Reds Hall of Fame in 2008 and into the National Baseball Hall of Fame in Cooperstown in 2012. Following retirement as a player, Larkin joined the front office of the Washington Nationals then went on to TV analyst roles at MLB Network and ESPN. In 2015, he rejoined the Reds organization as a roving minor league infield instructor.



NICK KRALL

VICE PRESIDENT, GENERAL MANAGER

Nick Krall enters his 19th season with the Reds, his fourth as Vice President, General Manager and his first as the head of the team's baseball operations department. On October 19, 2020 he was named the Reds' top baseball official following the October 7 resignation of President of Baseball Operations Dick Williams. Krall spent the 2016 and 2017 seasons as Vice President, Assistant General Manager and on May 9, 2018 was named the Reds' 19th general manager.

In his current General Manager role, he is responsible for all day-to-day duties of the Baseball Operations department, including all Major League operations, administration, arbitration, contract negotiations, rules and waivers compliance, and player acquisitions. In his previous role as Assistant General Manager, Krall oversaw the Professional Scouting department and the Baseball Operations Intern program, which has led to numerous former interns finding employment in the baseball industry. He continues to work closely with the Professional Scouting, Amateur Scouting, Analytics and Player Development departments.

Krall was hired by the Reds in 2003 to oversee the team's advance scouting preparation. In 2008, he was promoted to Assistant Director of Baseball Operations, a role he served until 2013, when he was promoted to Director of Baseball Operations. In 2014, he became Senior Director of Baseball Operations and in 2015 was promoted to Assistant General Manager. Before coming to Cincinnati, Krall worked for the Oakland Athletics during the 2001 and 2002 seasons, in various capacities, including Baseball Operations. Prior to his stint in Oakland, he interned for the now defunct New Jersey Cardinals of the NY Penn League. A Rossville, PA native, Krall received his B.E. in Kinesiology from Louisiana State University in 2000. He resides in Northern Kentucky with his wife and their two daughters.

REDS GENERAL MANAGERS THROUGH THE YEARS

John Brush	1891-02	Dick Wagner	1978-83
Gary Herrmann	1902-27	Bill Bergesch	1984-87
C.J. McDiarmid	1927-29	Murray Cook	1987-89
Sidney Weil	1929-33	Bob Quinn	1989-92
Larry MacPhail	1933-36	Jim Bowden	1992-2003
Warren Giles	1936-51	Dan O'Brien	2003-06
Gabe Paul	1951-60	Wayne Krivsky	2006-08
William O. DeWitt	1960-66	Walt Jocketty	2008-2015
Bob Howsam	1967-78, 1983-84	Dick Williams	2016-2018
		Nick Krall	2018-Present



WALT JOCKETTY

EXECUTIVE ADVISOR TO THE CEO

After serving from 2008–2016 as the President of Baseball Operations and General Manager for the Reds, Mr. Jocketty transitioned into a new role as Executive Advisor to the CEO. Mr. Jocketty is in his 45th season in pro baseball. After the 2014 season, Mr. Jocketty received the John Schuerholz Award honoring his 20 years of service as a general manager. In 2010, he was named Major League Baseball's Executive of the Year by Sporting News after leading the Reds to an NL Central title and the club's first playoff appearance since 1995. He previously received that honor in 2000 and 2004 and the same from Baseball America in 2000. In 2004, he also received the Rube Foster Legacy Award from the Negro Hall of Fame as National League Executive of the Year. Before joining the Reds, Mr. Jocketty spent 13 years with the St. Louis Cardinals as Vice President and General Manager. He assembled teams that made seven playoff appearances and won six outright NL Central titles, two NL pennants and the 2006 World Series. In February 2007, he was inducted into the Missouri Sports Hall of Fame. In 1993, prior to his tenure with the Cardinals, Mr. Jocketty joined the Colorado Rockies as assistant general manager/player personnel. This was after working for the Oakland Athletics for 14 seasons where he was hired in 1980 as director of minor league operations and scouting and later, director of baseball administration. He was instrumental in overhauling the organization's minor league system and played a key role in establishing the Arizona Rookie League and the Dominican Summer League. Mr. Jocketty and his wife, Sue, reside in Paradise Valley, AZ. Their daughter Ashley and son Joey also reside in Phoenix, AZ. Joey is starting his sixth year as a scout for the Reds.



KAREN FORGUS

SENIOR VICE PRESIDENT OF BUSINESS OPERATIONS

Karen Forgus is a native Cincinnati and lifelong Reds fan who is in her 15th season with the organization, joining in December 2006 as Vice President of Marketing and Communications before later assuming her current role as Senior Vice President of Business Operations. She and Phil Castellini serve as the lead- liaisons for the Reds' civic, business, and non-profit relationships, as well as with Major League Baseball for business operations.

In her current role, Karen oversees ticket sales, corporate sponsorships, community relations, marketing, communications, broadcasting, in-game entertainment and productions, consumer clubs, public relations, and promotional events. Karen leads the Reds Way customer service model used in-park by Reds employees and Reds partners. And she directs social and digital media strategy.

In 2014, Karen was selected as a "Game Changer" by Sports Business Journal. The honor is presented annually to recognize women who are having a major impact in sports business.

Karen is on the boards of the Cincinnati USA Regional Chamber and the Convention & Visitors Bureau, the Cincinnati Reds Hall of Fame, and the Reds Community Fund. She serves on the 3CDC Sponsorship & Concessions Subcommittee, the University of Cincinnati Sport Administration Advisory, the Xavier University Leadership Advisory Council, and is a member of the Cincinnati Women's Executive Forum.

Karen holds a Bachelor of Science degree from the University of Dayton. Her daughters Rachel, Leah and Hope carry the same love of Reds baseball that began with Karen's parents, Bob and Jean Kraft.



DOUGLAS W. HEALY

SENIOR VICE PRESIDENT OF FINANCE AND CHIEF FINANCIAL OFFICER

Douglas W. Healy is the Vice President and Chief Financial Officer of the Cincinnati Reds, a role he has held since December 2006 after being hired as the senior director of finance in March 2006. Doug has spent his professional career in Cincinnati since graduating from Xavier University in 1997. He came to the Reds from Multi-Color Corporation where he was the director of financial reporting and prior to that a senior manager with Deloitte. He also sits on several boards and committees for various nonprofits throughout Cincinnati. Doug's responsibilities with the Reds include finance, accounting, treasury, risk, human resources and information technology. Doug and his wife, Emily, live in West Chester, Ohio, along with their daughters: Abigail, Sophie and Libby.



JAMES A. MARX, ESQ

CHIEF LEGAL OFFICER

James A. Marx joined the Reds as Vice President and General Counsel on Jan. 1, 2008. Jim is formerly a partner with the law firm of Dinsmore & Shohl LLP, where he remains of-counsel. Since January 2006, Jim has served as the Reds' primary legal counsel and has been responsible for all facets of the Reds' legal work. Jim received his juris doctorate from The Ohio State University College of Law in 1997, his Masters of Business Administration (1989) and his Bachelor of Arts in International Relations (1986) from the University of Cincinnati. Jim serves on several community nonprofits boards, including the Reds Hall of Fame and Museum and the Reds Community Fund.

BASEBALL OPERATIONS



SAM GROSSMAN - Vice President, Assistant General Manager

Sam Grossman is in his 15th season with the Cincinnati Reds and sixth as Assistant General Manager. In this role, he performs a variety of duties including management of the Reds Analytics and Health & Performance departments; creating and maintaining the baseball operations budgets; supporting Major League operations and administration; and providing input for the Major League team, player development, amateur, international and professional scouting. He has also been involved in the design and construction of the Reds player development complex in Arizona and the renovation of their Dominican academy. Grossman began his career with the Reds as a Baseball Operations Assistant in 2007 and has held titles of Manager of Baseball Research and Analysis, Director of Baseball Research and Analysis and Senior Director of Baseball Analytics. Before joining the Reds, he worked for the Milwaukee

Brewers Video Advance Scouting department and the Boston Red Sox Florida Operations. A 2001 graduate of Northwestern University with a BA in Mathematics, he spent several years as an actuarial analyst prior to working in baseball. He lives in Cincinnati with his wife Jamie, daughters Anna and Sadie and their canine sister Lucy.



BUDDY BELL - VP, Senior Advisor to President of Baseball Operations

Buddy Bell is in his fourth season as Vice President, Senior Advisor to the President of Baseball Operations. He spent four seasons playing with the Reds from 1985-1988 and then joined the organization's front office for the 1999 season as minor league field coordinator. Bell worked for the Chicago White Sox the previous 14 seasons, including the last five years as Vice President/Assistant GM. He assisted in Major League roster and staffing decisions, took on amateur and special scouting assignments and oversaw the team's player development system. Bell played 18 seasons with the Cleveland Indians (1972-1978), Texas Rangers (1979-1985, 1989), Reds and Houston Astros (1988). He was a six-time Rawlings Gold Glove Award winner, a five-time All-Star and was elected to the Texas Rangers Hall of Fame in 2004. Bell spent 13 seasons on Major League field staffs, including nine as manager in Detroit (1996-98), Colorado (2000-2002) and

Kansas City (2005-2007). Bell has five children: David, Mike, Ricky, Kristi and Traci. David played in the majors from 1995-2006 and is in his third season as manager of the Reds. Mike was selected by Texas in the first round in 1993, played for the Reds in 2000 and currently is the bench coach for the Minnesota Twins under manager Rocco Baldelli. Ricky was drafted by the Dodgers in the third round in 1997 and played 10 minor league seasons. Buddy and his father, Gus, who played in the Major Leagues from 1950-1964, established a record for hits by a father/son duo (4,337), later broken by Barry and Bobby Bonds. Bell graduated from Cincinnati's Moeller High School and attended Xavier University and Miami (Ohio) University.



CHRIS BUCKLEY - Vice President, Player Personnel

Chris Buckley enters his 16th season in the Reds organization, his third as Vice President, Player Personnel. He was one of former general manager Wayne Krivsky's first hires in February 2006 and oversees all aspects of scouting for the June First-Year Player Draft. Before joining the Reds, in January 2006 Buckley had a brief stint with the Chicago Cubs as special assistant to the general manager. Prior to that, he spent 17 years as a member of the Toronto Blue Jays staff in a variety of roles focused mostly on scouting, including director of scouting from 2000-'03. Buckley also worked as an area scout in Florida (1989-'95), national cross checker (1996-'00) and special assistant to the general manager (2003-'05).



JEFF GRAUPE - Senior Director, Player Personnel

Jeff Graupe serves in his third year as Senior Director, Player Personnel, where he is actively involved in player evaluation and the decisions to acquire both amateur and professional players. Graupe, in his 16th season with the Reds, was named the Director of Player Development in 2012 and was promoted to Senior Director, Player Development in 2016. As Senior Director, Player Personnel he is instrumental in evaluations, acquisition strategy and negotiations across all markets – amateur, pro and international. He plays a key role in salary arbitration, free agent recruiting and draft negotiations as the Reds look for new and creative ways to acquire talent. Graupe graduated from Blair Academy in New Jersey in 2002 before becoming a four-year letter-winner and captain of the baseball team at Haverford College, where he earned a degree in history. He and his wife, Margaret, live in Anderson with their three daughters, Summer, Charlie and Louise.



CHARLES LEDDON - Director, Sports Science Initiatives, PhD, ATC, CSCS

Charles Leddon is in his 15th season with the Reds, his sixth as the Director of Sports Science Initiatives. Prior to his current position, he served the organization as an athletic trainer for 9 years with stops in Billings, Carolina, and Pensacola. Before joining the Reds, Charles worked in the New York Mets, Boston Red Sox and Kansas City Royals organizations. He was voted the Athletic Trainer of the Year 4 times (Southern League 2013, Pioneer League 2009 & 2010, Texas League 2003) and served as the athletic trainer for the 1992 NCAA College World Series champion Pepperdine Waves. Prior to taking his current position, he served as the Sports Medicine Research Director at the prestigious Andrews Research and Education Foundation. A graduate of Rancho High School in Las Vegas, Leddon graduated from Pepperdine with a bachelor's degree in sports medicine and received a master's degree in biomechanics as well as a doctorate in sports medicine from Oregon State University. He lives in Phoenix, AZ, with wife Kimberlee and sons Jonah and Sawyer.




RICHARD ANDERSON - Director, Baseball Analytics

Richard Anderson joined the Reds in December 2020 as Director of Baseball Analytics. Richard spent five seasons with the Los Angeles Angels, most recently as Assistant Director of Quantitative Analysis. He was a co-founder of the Angels data science department and was involved in all aspects of baseball operations including Major League operations, player development, scouting and health & performance. In his new role, Richard will work closely with the front office and baseball departments to implement the organization's research & development efforts and statistical models in both new and existing tools and applications. This position plays a major role enhancing the decision-making processes across all sub-departments within baseball operations with the ultimate goal of increasing on-field performance.



ROB COUGHLIN - Director, Professional Scouting

Rob Coughlin is entering his 14th season with the Reds and his third as Director, Professional Scouting. He manages a staff of professional scouts and is responsible for the collection and dissemination of information on all opposing players at the Major and Minor League levels. He provides recommendations on potential acquisitions including free agent signings, waiver claims, trades and the Rule 5 draft. He also oversees the Reds' Pacific Rim scouting operations. Prior to his current role, he served two seasons as Assistant Director, Professional Scouting and seven seasons as Manager of Video Scouting. Coughlin was originally hired by the Reds in 2008 as a baseball operations intern. A native of Saratoga Springs, New York, he graduated in 2007 from Wesleyan University in Connecticut where he earned a degree in economics and was captain of the baseball team. Rob and his wife, Emily, reside in Mt. Lookout with their daughter, Jane.



CAM BONIFAY - Special Assistant to the General Manager, Player Personnel

Cam Bonifay, 69, enters his 19th year with the Reds in multiple roles including Scouting Supervisor and Special Assistant to the GM/Player Personnel, which encompasses the complete evaluation of the Reds Major League and minor league system, as well as special projects for GM Nick Krall. From 1982-87 as a scouting supervisor, Bonifay drafted All-Star Reggie Sanders and signed Major Leaguers Reggie Jefferson, Kal Daniels, Marty Brown and Milt Hill. He previously worked for the Pittsburgh Pirates as Scouting Director and Assistant General Manager, and was Executive Vice President/General Manager from 1993-2001. In 1997, the Pirates were named "Organization of the Year" by USA Today, and Bonifay was named "Executive of the Year" by The Sporting News. From 2002-05, he worked for the Tampa Bay Rays as Director of Player Personnel directing both the scouting department in amateur player acquisition

in the First Year Player Draft and amateur free agent signings, and the Player Development Department. From October of 2007-2008, he joined the St. Louis Cardinals as a special assistant to Walt Jocketty, evaluating the American League East Division. Bonifay begins his 44th year in professional baseball as a player and baseball operations staff member and executive, after graduating from Georgia Tech. He was a four-year letterman in baseball and three-year letterman in football, and is a member of the Georgia Tech Athletic Hall of Fame, as well as the Georgia Sports Hall of Fame in Macon, GA. Bonifay and wife Leigh live in Greensboro, Georgia. They have six children, Jonathan, Josh, Jennifer, Ryan, Michael and Anna, and five grandchildren, Jake, Cameron, Cora, Caroline and Cole.



“J” HARRISON - Special Assistant to the General Manager

“J” Harrison joined the Reds Organization on October 12, 2006, when he was hired as the Director of Professional Scouting. In 2009, he was named to his current role as Special Assistant to the General Manager. In 2021, “J” will begin his 25th season in Professional Baseball which began on December 1, 1996, with the Atlanta Braves. Harrison served as an Area and Regional Scouting Supervisor with the Braves until 2004 before joining the Milwaukee Brewers Professional Scouting Staff for the 2005 and 2006 seasons. In addition to his US Amateur and Professional Scouting experience, “J” has made multiple scouting trips to both Venezuela and Mexico. In 2019, he added a crosschecking assignment in Asia, evaluating talent in Korea and Japan. From 1994-96, prior to joining the professional ranks, he was an assistant coach and recruiting coordinator at Chico State University in Chico, CA. In 1992, Harrison graduated from

Lewis-Clark State College in Lewiston, Idaho with a degree in communications where he also was a member of the 1991 and 1992 NAIA National Champion baseball teams. Harrison and his wife, April, have two daughters, Jaysa, 18, and Eryn, 16.



MARTY MAIER - Special Assistant to the General Manager

Marty Maier joined the Reds in November 2010 as a Special Assistant to the General Manager and 2021 will mark his 42nd season in scouting. In January 2017 he was recognized for contributions to the game when he received the “Legends in Scouting Award” during the Professional Baseball Scouts Foundation’s 14th annual “In the Spirit of the Game” awards banquet in Los Angeles. Maier spent 2007-2010 with the Kansas City Royals as a national supervisor and was instrumental in the drafting of Mike Moustakas, Eric Hosmer, and many others. Maier spent 24 years with the St. Louis Cardinals as an area scout, Latin American coordinator, assistant director of scouting, scouting director and special assistant to the GM. As an area scout he signed many Major League players for the Cardinals including Vince Coleman, Lance Johnson, Danny Cox and Luis Alicea. As the director of scouting, Maier was responsible for

drafting and signing Rick Ankiel, Dan Haren, Matt Morris, Placido Polanco, Brendan Ryan, Skip Schumaker, and Jason Motte. Maier also spent three years with the Los Angeles Dodgers as a special assignment scout. He was inducted into the Southeastern Scouts Association Hall of Fame in 2003. Maier was signed by the Royals in 1974 after playing college baseball at Florida State University. The former infielder played in both Royals and Yankees systems. A native of Hollywood, Florida, Maier and his wife Diane currently live in Chesterfield, Missouri, and have three sons: Zackary, Jacob and Max.



JOHN MORRIS - Special Assistant to the General Manager

John Morris enters his 15th season with the Reds in the Pro Scouting Department. He was named Special Assistant to the GM on November 1, 2012. Prior to joining the Reds John spent nine seasons in player development with the Philadelphia Phillies and California Angels as a manager and coach. After an All American career as an outfielder at Seton Hall University John became a first round draft pick of the Kansas City Royals in 1982. His playing career included seven seasons in the Major Leagues with the St. Louis Cardinals, Philadelphia Phillies and California Angels. He was an outfielder for the 1987 National League Champion St. Louis Cardinals. After his playing career ended in 1993, John returned to Seton Hall University to complete his degree in Political Science. John is a member of the Seton Hall University Athletic Hall of Fame, the Cape Cod Baseball League Hall of Fame and the New York State Baseball Hall of Fame. He lives in New Canaan, Connecticut, with his wife Marilena.



JEFF SCHUGEL - Special Assistant to the General Manager

Schugel is in his seventh season as a Special Assistant to the GM. The 2021 season will be Schugel's 34th year in scouting and 37th year in baseball. Schugel played and started his scouting career with the Minnesota Twins, serving as their Florida Scouting Supervisor and later their East Coast Supervisor. He has since worked with the Colorado Rockies (National Cross-Checker, Director of International Scouting), Los Angeles Dodgers (Director of International Scouting, Major League Scouting), Los Angeles Angels (Major League Scout), and Atlanta Braves (Major League Scout). A native of New Ulm, Minnesota, Schugel was signed by the Twins in 1983 after playing college baseball and hockey at Minnesota State University. Schugel and his wife Tammy live in Highlands Ranch, Colorado, and their son A.J. has pitched in the Major Leagues for both the Arizona Diamondbacks and Pittsburgh Pirates.



SHAWN PENDER - Vice President, Player Development

Shawn Pender enters his 14th season with the Reds and third as Vice President of Player Development. Pender has worked in multiple capacities with the Reds and throughout his professional baseball career both in scouting and player development. He originally signed with the Pittsburgh Pirates in 1984, following a two-year playing career he began a scouting career as an area scout with the Astros in Florida. He has served as a Cross Checker, a National Supervisor, and Special Assistant as well as having worked as a minor league manager and coach in his 30+ years in professional baseball. Pender graduated from Rollins College in Winter Park, Fla and the Episcopal Academy in Philadelphia. He is a member of both the Rollins College Athletic Hall of Fame and Episcopal Academy's Hall of Fame. In 2019 Pender was inducted into the

Mid Atlantic Scouts Hall of Fame. Shawn resides in Haverford, Pa with his wife Peg. They have four children as well as 3 grandchildren (Rory, Lennox and Sosi).




ERIC LEE - Senior Director, Player Development

In his eighth season with the Reds, Eric Lee will serve as Senior Director, Player Development. In this role, Lee oversees the day-to-day operations and staff associated with the Reds' minor league affiliates, the Goodyear Player Development Complex, and the Reds Dominican Republic Academy. Prior to being named to this role in 2019, Lee coordinated Reds' international player development and scouting efforts. Since joining the club in 2014, Lee has served in multiple capacities within Baseball Operations, with involvement in scouting, contract negotiations, salary arbitration, and administration of the Major League Roster. The Potomac, MD native joined the Reds after working as a MLBPA-certified agent at Williams & Connolly LLP in Washington, D.C. for two years. Lee earned a B.A. in Political Science and played baseball at Haverford College, has a J.D. from the University of Maryland Law School, and was admitted to the Maryland Bar in 2012. He currently resides in Cincinnati with his wife Alexandra and their two dogs, Lily and Violet.



GEOFF HEAD - Senior Director, Health and Performance

Geoff is entering his second year as Senior Director of Health and Performance for the Reds. He had spent the previous 12 seasons with the San Francisco Giants. During his time with the Giants, he served in a number of roles, including S&C Coordinator (2008-2015), ML Sports Scientist (2015-2017), and Assistant Director of Player Development – Director of Sports Medicine (2017-2019). Geoff received his M.S. in Kinesiology with an emphasis in Sports Conditioning from A.T. Still University. In his new role, Geoff will join the Reds front office and provide leadership in the specialties of Medical, Rehab, S&C, Mental Skills, Nutrition, Sports Science, and Wellness for our Major League team and in the minor leagues.



ERIC DAVIS - Special Assistant, Player Performance

Reds Hall of Fame outfielder Eric Davis officially joined the organization on November 1, 2008 as Special Assistant to the GM. He previously worked with the club during spring training as a special instructor. A two-time National League All-Star, Davis spent nine of his 17 seasons with the Reds (1984-91, '96) and was inducted into the club's Hall of Fame on June 11, 2005. He finished his Major League career with a .269 batting average, 282 home runs, 934 RBI and 349 stolen bases in 1,626 games with the Reds, Dodgers (1992-93), Tigers (1993, '94), Orioles (1997-98), Cardinals (1999-00) and Giants (2001). Davis was a three-time Gold Glove winner, a two-time Silver Slugger recipient and posted seven 20 homer/20 stolen base seasons, including the first 30/30 campaign in Reds history (1987). He twice won Comeback Player of the Year honors. Davis originally retired after the 1994 season because of a herniated disc in his neck but returned in 1996 to bat .287 with 26 HR, 83 RBI and 23 stolen bases in 129 games for the Reds. He overcame adversity once again in 1998, when he came back from colon cancer to bat a career-high .327 with 28 HR and 89 RBI in 131 games for the Orioles.



BILL DORAN - Special Assistant, Player Development

Bill Doran is in his third season as Special Assistant, Player Development after spending five seasons as the organization's player development field coordinator. Before that, Doran spent five seasons as the assistant field coordinator. In 2008, he served as the infield/baserunning coordinator. During the 2006 and 2007 seasons he was manager Buddy Bell's bench coach with the Kansas City Royals. After a brief stint as the hitting coach at Class A Tampa (Yankees), Doran joined the Royals' Major League staff in June 2005 as first base coach/infielders coach. From 1995-2001, the former second baseman spent time in the Reds organization working as a minor league instructor (1995-99), minor league field coordinator (1999), director of player development (1999-2000) and special assistant to the general manager (2000). He served as the Reds' first base coach during the 2001 season. Doran hit .266 during his 12-year big league career with the Astros (1982-1990), Reds (1990-92) and Brewers (1993) and was a member of the Reds' 1990 World Series championship team. In 1991 he was selected as the first recipient of the Good Guy Award by the local chapter of the BBWAA. Bill is a graduate of Cincinnati's Mt. Healthy High School and played baseball at the esteemed Miami University in Oxford. He resides in Cincinnati.



MARIO SOTO - Special Assistant, Player Performance

Reds Hall of Fame pitcher Mario Soto officially joined the organization on November 1, 2008 as Special Assistant to the GM. The right-hander previously worked with the club during spring training as a special instructor. A three-time National League All-Star, Soto spent his entire 12-year Major League career with the Reds and in 224 starts amassed a 100-92 record with a 3.47 ERA, 72 complete games and 1,449 strikeouts. His devastating changeup often was called the best in baseball. From 1981-85, no pitcher in baseball recorded more strikeouts than Soto's 1,066. In 1982, he recorded 274 strikeouts, a franchise single-season record that still stands. Soto led the National League in starts in 1981 (25), in complete games in 1983 (18) and 1984 (13) and in strikeouts per 9 innings ratio in 1980 (8.61) and 1982 (9.57). He was inducted into the Reds Hall of Fame in 2001. Soto was the pitching coach for the Dominican Republic in the 2009 World Baseball Classic.



BRAD MEADOR - Director, Amateur Scouting

Brad Meador is in his 12th year with the Reds and his third as Director of Amateur Scouting. He manages the amateur scouting department and oversees all aspects of scouting for the June First-Year Player Draft. Meador joined the organization as an area supervisor in 2009 and spent 2 years as the Reds' Midwest cross checker. Before joining the Reds, he spent 10 years at the University of Cincinnati as the Bearcats recruiting coordinator and associate head coach. Prior to UC, Meador spent 2 seasons as an assistant coach at New Mexico State University. He lives in Cincinnati with his wife Kara and two children, Brooklyn and Ryan.



PAUL PIERSON - Assistant Director, Amateur Scouting

Paul Pierson enters his 24th season with the Reds organization and has served in a variety of roles as area scout in the Midwest, scout in Pacific Rim, Assistant Director of Player Development, and has been in his current role since 2005. In this role, he assists Brad Meador, Director, Amateur Scouting in all aspects of the June First-Year Player Draft. Pierson earned his undergraduate degree in Sports Management from St. Leo University while a member of their baseball team. Pierson played one year of independent professional baseball in the Northern league in 1996. He later earned master's degree in Kinesiology from Indiana University. He and his wife Jennifer reside in Cincinnati with their three children, Olivia, Luke and Will.



JOE KATUSKA - Assistant Director, Scouting / National Crosschecker

Joe Katuska is in his third season as Assistant Scouting Director/National Crosschecker, and 17th season overall with the Cincinnati Reds. Joe started full time with the Reds in November 2006 as a Baseball Operations Assistant following two seasons as a Baseball Operations Intern. Joe joined the amateur scouting staff in September 2007 as a Scouting Supervisor, and in eight drafts in that role signed four Major League players. In October 2015 he was named Midwest Crosschecker and was in that role for three drafts. Joe graduated from Amherst College in 2003 with a B.A. in American Studies where he was a four-year letter winner and captain for the baseball team. Originally a resident of Southborough, Massachusetts, Joe currently lives in Cincinnati with his wife, Abby, and their four children – Annie, Jackie, Chase and John.




TREY HENDRICKS - Director, International Scouting

2021 will be Hendricks' third year with the Cincinnati Reds organization. In his role as the Director of International Scouting, he oversees all amateur scouting operations in Latin America, Asia, Europe, and Australia. Prior to joining the Cincinnati organization, he spent one year as an International Crosschecker for the Texas Rangers, and six years with the Cleveland Indians in a variety of roles – international scouting, professional scouting, and advance scouting. Hendricks played professionally for seven seasons, including three seasons with the Arizona Diamondbacks organization (2004 24th Rd pick), two seasons in various independent leagues across the United States, and two seasons in the German Bundesliga. Hendricks is a 2004 graduate of Harvard University (A.B. in Government – International Relations), and a 2011 graduate of the University of Miami (FL) School of Law, where he graduated with honors. He was admitted to the Illinois Bar in 2012. The Houston, TX native is a member of the Harvard Varsity Club Hall of Fame for his efforts on the baseball field during his collegiate career. He currently resides in Broadview Heights, Ohio with his wife, Stacy, and two sons - Austin (7) and Dustin (4).



GREG McMILLIN - Assistant Director, International Scouting

Greg McMillin joined the Reds as the club's Assistant Director of International Scouting in December 2018. Previously, he served as the Coordinator of International Scouting for the Philadelphia Phillies. In prior years, Greg worked for the Office of the Commissioner of Baseball, the Houston Astros, the Mississippi Braves, and in the Dominican Republic with the Tampa Bay Rays. He also worked for the Reds as a Baseball Operations Intern in 2015. A native of Madison, Mississippi, Greg earned his undergraduate degree at Vanderbilt University (2012), where he studied economics and Spanish. He later received his JD from Emory University School of Law (2015), his MBA from Emory University's Goizueta Business School (2015), and was admitted to the Pennsylvania Bar in 2017. Greg resides in Cincinnati.



RICHARD JIMENEZ - Director, Latin America Scouting

Richard Jimenez joined the Reds organization in December 2007 and currently serves as the Director of Latin America Scouting after seven years as a Dominican Scouting Coordinator. Prior to joining the Reds, Jimenez worked in the Toronto Blue Jays organization in 2004, serving as an area scout in Santo Domingo, Dominican Republic, followed by a season with New York Yankees as an Assistant of Baseball Administration and two more seasons as a Yankees area scout in the Dominican Republic. Jimenez originally joined the Blue Jays as a player in 1997 and played for five years in their minor league system. Richard and wife Leomarys have two children, Alexander and Daniel, and reside in Santo Domingo, Dominican Republic.

MEDICAL STAFF



DR. TIMOTHY E. KREMCHEK, MD - Medical Director

Dr. Tim Kremchek, founding partner of Beacon Orthopaedics & Sports Medicine, was appointed the Reds team physician in 1996. Now in his 25th year as Reds Medical Director and Chief Orthopaedic Surgeon, Dr. Kremchek oversees the organization's major and minor league medical programs. Dr. Kremchek has become a nationally recognized consultant for athletes in Major League Baseball and other sports at the high school, amateur and professional ranking. He is a Cincinnati native and a 1986 graduate of University of Cincinnati's College of Medicine. He completed his orthopaedic surgery residency at Tufts University in Boston, then studied under sports medicine pioneer Dr. James Andrews during an American Sports Medicine Institute fellowship. Dr. Kremchek and his partners opened their practice in 2003 in Sharonville, and today offer a state-of-the-art, one-stop orthopaedic medical center that includes MRI, physical therapy, outpatient surgery at 13 locations across Cincinnati and Dayton. In 2012 Dr. Kremchek, as Program Director, began the first ever ACGME accredited Beacon Orthopaedic Sports Medicine Fellowship training program for orthopaedic surgeons. He has also been named a "Top Doctor" annually by Cincinnati Magazine, most recently in 2021.

ADDITIONAL MEDICAL STAFF

Robert Burger, MD	Orthopaedic Surgeon	Mickey McNeil, LMT	Massage Therapist
Drew Burleson, MD	Orthopaedic Surgeon	James Meranus, MD	Radiologist Consultant
Peter Cha, MD	Orthopaedic Surgeon	Adam Miller, MD	Foot and Ankle Specialist
Andrew Razzano, DO	Orthopaedic Surgeon	Ian Rodway, MD	Orthopaedic Spine Surgeon
Stephen Cleves, MD	Internist	Michael Rohlfis, DC	Chiropractic Consultant
Alex Della Bella, DMD	Dental Consultant	Nick Rohlfis, DC	Chiropractic Consultant
Alex Donath, MD	Plastic Surgery	Robert Benza, MD	Ophthalmologist
Mohab Foad, MD	Hand Specialist	Michael Kreeger, MD	Radiologist Consultant
Doug Harris	Medical Liaison	Sunil Misra, MD	Radiologist Consultant
George Matic, MD	Primary Care	James Schafer, MD	Radiologist Consultant

BROADCASTERS

JOHN SADAK

John Sadak is in his first season as the lead play-by-play broadcaster for the Reds Television Network. John Sadak is a play-by-play announcer with CBS Sports TV and Westwood One Radio. Sadak's broadcast work includes play-by-play in the NFL, NBA, Major League Baseball, college football, basketball, baseball, softball, soccer, lacrosse, ice hockey, volleyball, water polo and field hockey. Sadak's work has aired on essentially every national network in the country. He spent nearly a decade as the voice of Princeton Tigers men's basketball, Delaware Fighting Blue Hens women's basketball and the Advanced-A Wilmington Blue Rocks, before taking the lead announcing role with the Triple-A Scranton/Wilkes Barre RailRiders in 2013. Beginning in 2015, Sadak's Westwood One work expanded to include the NCAA basketball tournament and the NFL on Westwood One. In 2019, Sadak filled in calling Chicago Bulls games on both NBC Sports Chicago and WGN-TV along with New York Mets games on WCBS Radio. Sadak has been honored by Baseball America, Ballpark Digest, the National Sportscasters and Sportswriters Association, Delaware Press Association, Philadelphia Press Association, New Jersey Associated Press Broadcasters Association, Communicator Awards, Society of Professional Journalists and College Broadcasters Incorporated. In 2013, he was named Broadcaster of the Year by Ballpark Digest for his work with the RailRiders' radio/TV broadcasts. He was twice named Delaware Sportscaster of the Year by the National Sportscasters and Sportswriters Association. Sadak is a two-time Rowan University graduate and a New York City native. He is a graduate of Brick Memorial High School in Brick Township, NJ.


CHRIS WELSH

Chris Welsh is in his 29th season as Reds TV analyst following a 5-year Major League career with the Padres, Expos, Rangers and Reds. Chris went 21-31 with a 4.45 ERA, 8 complete games and 3 shutouts in 122 career appearances, including 75 starts. From 1993-2009 Chris and partner George Grande worked together for the 17 seasons as the longest-running TV duo in Reds history. He is a graduate of Cincinnati's St. Xavier High School and earned a bachelor's degree from the University of South Florida, where his baseball coach was Hall of Famer Robin Roberts. In addition to his television work, Chris is active in several local charities. He serves on the Board of the Powell Crosley Jr. Amateur Baseball Fund, which oversees the Kid Glove Games. He is a partner in Champions Baseball Academy and a featured speaker at many local venues. Chris created and operates baseballrulesacademy.com, an interactive website designed to teach the rules of baseball by use of video lessons and quizzes.


BARRY LARKIN

Hall of Famer Barry Larkin is in his first season on the Reds Television Network broadcast team and will share with veteran Chris Welsh the color analyst duties. Larkin previously worked as an analyst for Major League Baseball broadcasts on MLB Network and ESPN. He is in his sixth season in the Reds' front office, his first as Senior Advisor to President and COO Phil Castellini after 5 years as Special Assistant to the General Manager. In addition to his broadcast duties, Larkin will participate in the execution of the team's annual diversity, equity and inclusion efforts, will support existing and help secure new corporate partner relationships and will represent the team at sponsored events. Larkin's responsibilities will include working with the Reds Community Fund at the P&G MLB Cincinnati Reds Youth Academy as well. The Cincinnati native spent his entire 19-year Major League career with the Reds. He was a 12-time National League All-Star, voted in five times as a starter. He won the 1995 NL MVP Award, a World Series championship in 1990, nine Louisville Slugger Silver Slugger Awards and three Rawlings Gold Glove Awards for defensive excellence. For his career, he hit .295 and had nine seasons where he batted at least .300. "The Captain" hit 198 home runs and finished with 960 RBI in 2,180 career games. Larkin was the first shortstop in Major League history to produce 30 home runs and 30 steals in the same season. He was inducted into the Reds Hall of Fame in 2008 and into the National Baseball Hall of Fame in Cooperstown in 2012. Following his retirement as a player, Larkin joined the front office of the Washington Nationals then went on to TV analyst roles at MLB Network and ESPN. In 2015, he rejoined the Reds organization as a roving minor league infield instructor.



JIM DAY

Jim Day is in his 20th season as a familiar face and voice on Reds Television Network broadcasts, returning this season as the dugout reporter. For the last 10 years, he split his time on the air between the sideline and lead play-by-play roles. In 2018 and 2019, Day split duties between Reds TV and Reds on Radio, covering radio play-by-play duties during the off days of Hall of Famer Marty Brennaman and Jeff Brantley while also working TV play-by-play in addition to his pre- and post-game show stints. For 17 seasons, he served as the main host of the Emmy Award-winning pre- and post-game shows, *Reds Live*. In 2019, he was nominated for the National Sports Media Association's Sportscaster of the Year Award for Ohio. Day is an Emmy Award-winning reporter with 32 years' experience in sports broadcasting. After graduating from Otterbein College, Day worked at WSYX-TV as an anchor/reporter in his hometown of Columbus, Ohio. Following a 3-year stay at WFTS-TV in Tampa, Day returned to his roots to work for FOX Sports Net Ohio. He has served in various roles for FOX Sports Ohio while covering every major sport for the network.



JEFF BRANTLEY

Jeff Brantley is in his 15th season as a member of the Reds Radio and Reds Television Network broadcast teams. He was hired in October 2006. After he retired as a player following the 2001 season, Brantley joined ESPN as an in-game analyst and also as a studio analyst on the network's popular *Baseball Tonight* show. In March 2006, he broadcast several telecasts of the inaugural World Baseball Classic. Brantley spent 14 seasons in the Major Leagues and enjoyed some of his best years while pitching for the Reds from 1994-1997, when he posted a 2.64 ERA and 88 saves. He is tied for sixth on the club's all-time saves list. In 1996 he earned the Rolands Relief Man Award after leading the National League with 44 saves. His 44 saves that season remains the Reds' single-season record. Brantley also pitched for the Giants, Cardinals, Phillies and Rangers. He was an All-Star for San Francisco in 1990 and finished his career with 172 saves and a 3.39 ERA in 615 games. He is enshrined on the Giants' Wall of Fame at AT&T Park. Brantley is a graduate of Mississippi State University, where he led the Bulldogs to a third-place finish at the College World Series. He was a 4-year letterwinner for MSU and was named first-team All-American in 1985. A member of the Mississippi State Hall of Fame, Brantley's uniform number 8 was retired in 2000. In 2010 he was inducted into the State of Mississippi Sports Hall of Fame and in February 2019 was a member of the inaugural class of the prestigious Ron Polk Ring of Honor along with Will Clark, the late David "Boo" Ferriss, the late C.R. "Dudy" Noble and Rafael Palmeiro. He has been involved in several youth baseball groups like Garth Brooks' "Teammates for Kids" and an inner-city baseball program in Jackson, Mississippi. Jeff and wife Ashley have 2 children, Elizabeth and Mason. He has two other children, Emily and Murphy.




TOMMY THRALL

Tommy Thrall is in his third full season broadcasting for the Reds, his second as the full-time play-by-play announcer on rights holder 700 WLW Radio. The 16-year broadcasting veteran in 2018 called 3 Reds games in spring training and then 3 games near the end of the regular season. He broadcast 66 games on radio in 2019 and all 60 games of the 2020 season. Before joining the organization full-time in 2019, Thrall spent 7 years broadcasting radio and TV games for Class AA Pensacola. While in Pensacola, he also served as the play-by-play voice for football and basketball for the University of West Florida. Thrall began working in professional baseball as an intern for the Kansas City T-Bones while earning his degree from Northwest Missouri State University. He went on to work for Class A Myrtle Beach and Quad Cities before making the move to Pensacola. Thrall has filled various roles in broadcasting, including TV sports anchor and reporter on WEAR-TV in Pensacola, sports talk host on ESPN Pensacola and host of UWF's weekly television coach's show.



BRIAN GIESENSCHLAG

Brian Giesenschlag is in his 17th season covering the Reds, his eighth as co-host of the Emmy Award-winning Reds Live pre- and post-game television shows. Before joining the Reds Live crew as co-host, Brian was the feature reporter for Reds Live while also working as a sports anchor at Cincinnati's WXIX-TV (FOX). He also covers the NHL as co-host of FOX Sports Ohio's Columbus Blue Jackets Live pre- and post-game shows. A native Texan and graduate of Baylor University, Brian worked at several television outlets in his home state before moving to Ohio. He and wife Julie live in Cincinnati with their children Zachary, Brock and Ava.



SAM LECURE

Sam LeCure is in his fourth season working on the Emmy Award-winning Reds Live pre- and post-game shows on the Reds Television Network. The righthanded pitcher made 250 Major League appearances, all for the Reds from 2010-2015 and including 10 starts, and finished his career with a 10-16 record and a 3.51 ERA. He contributed to National League Central Division championships in 2010 and 2012 and to a berth in the NL Wild Card game in 2013, the franchise's best run of playoff appearances since the Big Red Machine dynasty of the 1970s. Since his retirement from baseball following the 2015 season, LeCure has taken volunteer trips to Indonesia and South Africa to help rebuild communities and help the local children.

BALLPARK OPERATIONS


TIM O'CONNELL - Vice President of Ballpark Operations

Tim is in his eighth season under the Castellini ownership, but his 21st season overall with the Reds. He began his professional baseball career with the Ballclub in 1983, serving as the Director of Stadium Operations at Riverfront Stadium from 1986-1995, coordinating the use of the stadium for 1988 All-Star Game and the 1990 LCS and World Series. In 1995, he left the Reds for the University of Dayton, where he was eventually named Assistant Vice President for Athletics, overseeing the athletics division's nine venues including the University of Dayton Arena, serving as the institution's NCAA tournament manager for 13 years, and coordinating \$40 million in facility construction and renovation projects. Tim returned to the Reds in November 2013 to lead the operation and upkeep of GABP. He is also responsible with maintaining the Reds' Youth Academy in Roselawn and Spring Training complex in Goodyear, Arizona.

Since his return, he has served as the project manager for all of the major construction projects in the ballpark. He was responsible for the use of GABP for the 2015 MLB All Star Game and is currently responsible for coordinating all of the COVID response for GABP. The 35-year veteran of operating sports facilities earned his Certified Venue Executive designation from the International Association of Venue Managers in 2007. Tim is an Executive Committee member of the Reds Community Fund Board and holds a bachelor's degree from the University of Dayton. Tim and his wife, Jackie, have a daughter and son.


SEAN BROWN - Senior Director of Ballpark Operations

Sean Brown is entering his 20th season with the Reds Organization. He was named to his current position in 2014. He previously served the Ballpark Operations department full time as Director (2008-2013) and Administrative Assistant (2006-2008). He also worked part time with the organization as shipping and receiving coordinator, game day supervisor, and Runner on the Game Day Team (2002-2006). Sean oversees the Reds Game Day Guest Services Team, Maintenance, Engineering, and the janitorial operations partnership at Great American Ball Park. He is a graduate of Xavier University and Thomas More College, with a degree in Sport Management and a Master's in Business Administration. He has also attended and completed the FBI Citizens Academy. Sean is an active member of the International Association for Venue Management (IAVM) and has completed IAVM Venue Management School, and the IAVM Academy for Venue Safety and Security. In 2017, Sean earned his Certified

Venue Professional designation through the IAVM and previously participated on the IAVM Stadium Committee. He and his wife, Karianne, reside on the west side of Cincinnati with son Liam and daughters Ainsley and Elsa.

BUSINESS OPERATIONS


ZACH BONKOWSKI - Vice President of Promotional Events & Productions

Zach Bonkowski is in his 20th season with the Reds. Zach oversees aspects of the gameday experience including pregame and postgame festivities, along with in-game entertainment. Additionally, his department operates the Reds Authenticity program and coordinates player relations for Reds business operations. Since 2003 Zach has served as the primary coordinator of Redsfest, the team's offseason fan festival. One of his biggest roles with the organization was serving as the Club Coordinator for the 86th Major League Baseball All-Star Game in 2015. A native of Harrison, Ohio, Zach graduated from Ball State University and worked for one season with the Single-A Potomac Cannons. Zach & his wife Danielle reside in Ft. Wright, KY with their children Noah & Hazel.


AARON EISEL - Vice President of Ticketing and Business Development

Aaron Eisel is in his eighth season as Vice President of Tickets and Business Development for the Reds. He has responsibility for all ticketing strategy and sales, oversees the customer service and retention team, ticket operations, consumer-based programs (Reds Heads, Reds Rookies and Club Red) and the Special Events department. A 1999 graduate of Xavier University with a Marketing Degree, Aaron came to the Reds after 15 years at Procter & Gamble where held the position of Marketing Director. Aaron spent all his time at Procter & Gamble in brand management working various roles in the Fabric and Home Care Division. Aaron is active in the community and holds a position on The Reds Community Fund Board and Executive Advisory Board for Xavier University's Marketing Department. Aaron and his wife Julie live in Loveland, Ohio, with their daughters, Abby and Lily, and their son, Quinn.


BRIAN KEYS - Vice President of Technology

Brian Keys is in his 19th season with the Reds and was named to his current position in December 2011. He is responsible for all Reds technologies, including major league team, seven minor leagues clubs, the club's facility at Great American Ball Park, Arizona players development and the Dominican Republic academy for all networking, computing video coaching and security camera infrastructure. Brian is responsible for all information Cybersecurity security, application development, Reds Analytics development and hardware/ software deployment, ticketing systems, CRM system, audio/video systems, and fan experience technologies. Brian is also responsible for helping develop the first mobile food lockers implementation. Before joining the Reds, Brian worked as a project manager for a Cincinnati-based consulting company. A native of Cincinnati, Brian graduated from the University of Cincinnati with a Bachelor of Science degree in electrical and computer engineering technology. Brian and his wife, Sherri, reside in Mason, Ohio, with their two children, BriAuna and Britani.


RALPH MITCHELL - Vice President of Communications and Marketing

Ralph Mitchell is in his 23rd season with the Reds. He was named to his current position in February 2010 and works with various departments to facilitate the club's communications efforts including marketing, advertising, creative services, public relations, promotional procurement, social media and website content. Previously, Ralph served as director of creative services after establishing the department in 2003. He was hired in February 1999 as assistant director of communications. Prior to joining the Reds, Ralph worked for eight years in the printing/publishing industry. He is a native of Massachusetts and a graduate of Plymouth State University. He lives in West Chester, Ohio, with his wife, Dorie, and their twin daughters, Alexa and Elena.



BILL REINBERGER - Vice President of Corporate Partnerships

Bill Reinberger, the first new hire of the Castellini ownership group begins his 16th season with the Reds in 2021. He is responsible for acquiring and servicing Reds sponsors and corporate partners. Total sponsorship revenue has tripled in his tenure. Reinberger oversees a staff of 12 that produces revenue for Corporate Partnerships, the Reds Hall of Fame, and Reds Community Fund. A 1984 Ball State University graduate, Reinberger first worked in sports at WGN Radio in Chicago. Before joining the Reds, he spent 12 years at 700 WLW in Cincinnati, the flagship station of the Reds Radio Network. Bill serves on the Board of Directors of the Reds Hall of Fame. He has two sons, Cade (19) and Clete (15). Cade was 2020 Valedictorian for Cincinnati Hills Christian Academy (CHCA).



BENTLEY "B.J." VIATOR - Vice President of Finance

B.J. Viator is in his 14th season with the Reds. As Vice President of Finance, he has responsibility over all accounting functions, financial reporting and treasury management. In addition, he oversees the accounting for both of the Reds non-profit organizations, the Cincinnati Reds Community Fund and the Cincinnati Reds Hall of Fame and Museum. He previously served the organization as Controller. B.J. came to the Reds after 10 years with the Cincinnati Sports Club where he served as the Vice President of Finance. Prior to his career change, B.J. served as a hotel General Manager in Atlanta, GA, Palm Desert, CA, and Cincinnati. B.J. is a native Texan from Port Arthur, TX, and graduated from the University of Houston. He and his wife, Mary, reside in Anderson Township.



CHARLEY FRANK - Executive Director, Reds Community Fund

Charley Frank began as executive director of the Reds Community Fund in 2004. During his tenure, Frank has helped complete the \$8 million P&G Cincinnati MLB Youth Academy complex, led Major League Baseball All-Star Game "Legacy" projects and helped secure the 2011 Robert Wood Johnson Foundation's Steve Patterson Award for excellence in sports philanthropy. Frank oversees youth baseball and softball programs; directs the Community Fund's field renovation efforts, including 150th Anniversary projects in St. Bernard and Bellevue (KY) and leads the annual "Community Makeover" collaboration. He has established annual fundraisers such as the Marty Brennaman Golf Classic, Redlegs Run and the Fox Sports Ohio Telethon. Frank serves on the board of the Cincinnati Public Schools' Activities Beyond the Classroom foundation, Kid Glove and Holom House. He received the "Joe Nuxhall Humanitarian Award" in November 2018. Previously, Frank spent 11 years with the NBA's Minnesota Timberwolves as vice president of communications. Frank is a Northwestern University and Walnut Hills HS graduate. He and his wife, Amy Snyder, reside in Cincinnati with their son, Sam, and daughter, Avery.



RICK WALLS - Executive Director, Cincinnati Reds Hall of Fame and Museum

A 29-year veteran of the Hall of Fame and Museum industry, Rick Walls was named Executive Director in 2007 and is responsible for directing the largest team Hall of Fame and Museum in baseball, its strategic planning, development, programming, inductions, and statue programs, as well as Reds Fantasy Camp and recently a \$5.75M fundraising campaign and comprehensive museum renovation. A 2020 Leadership Cincinnati graduate, he held positions with The National Football Foundation and College Hall of Fame, Inc. (NFF), including Executive Director of the College Football HOF (2005-07), Dir. of Operations, Dir. of Public Relations, and Special Projects Coordinator for the NFF (1997-2005), where he directed membership, chapters, awards programs, and tabulation of the BCS Standings. From 1990-95, Walls served

as Special Projects Coordinator and Collections Mgr. for the College Football HOF. An Ohio University graduate, he resides in Milford, Ohio, with his wife Julie, daughter Hailey, and son Tyler, where he coaches youth baseball, softball, and basketball.



MARK SCHUELER - Senior Director of Ticket Sales & Service

Mark Schueler is entering his 13th season with the Reds and was named to his current position in August 2013. Mark oversees all Sales and Service efforts of Season Tickets, Group Tickets, and Premium Tickets. Mark previously served as the Director of Season & Premium Sales, Inside Sales Manager and Account Executive with the Reds from 2008-2013. Prior to joining the Reds Mark was a Corporate Marketing Manager for the Scranton/Wilkes-Barre Yankees, the Triple-A affiliate of the New York Yankees. He is a native of Michigan and graduated from Western Michigan University. He lives in Anderson Township with his wife, Jade, son, Derek and daughter, Scarlett.



JACOB WIDERSCHHEIN - Senior Director of Ticket Operations

Jacob Widerschein is entering his fifth season with the Reds and second in his current position. Jacob works in conjunction with many others to facilitate the Reds' ticket operations efforts including Box Office, ticketing strategy, customer service, ticket technology, and ticketing analytics. Jacob previously served as Director of Group Sales & Service from 2015 to 2018. Prior to joining the Reds, Jacob worked in a variety of ticketing roles for The Aspire Group, Sun Devil Athletics, University of Memphis Athletics, the Minnesota Timberwolves, and the Miami Heat. He is a native of Louisville, KY and graduated from Flagler College. He lives in downtown Cincinnati with his two cats, Magnus and Earl.

Additional Front Office Staff



Carmen Alberini Zerhusen



Dewitt Anderson



Michael Anderson



Dan Aucoin



Terylle Austin



Ryan Barger



Chris Bausano



Catie Bock



Bev Bonavita



Mark Boone



Brandon Bowman



Cathy Brakers



Lisa Braun



John Brehm



Robert Burkhardt



Billy Byrnes



Amy Calo



Chris Calo



Cardell Carter



Erin Chamberlain



Colleen Cheek



Jen Clemens



Dave Collins



Garrett Combs



Joanie Conkle



Tyler Crowley



Joe Delia



Jansen Dell



Kyle DeWine



Lindsey Dingeldein

Additional Front Office Staff



Bryce Dugar



Jake Eby



Chris Eckes



Mark Edwards



Don Eichstadt



Brett Elkins



Kristin Elliott



Joe Enriquez



Justin Faul



Paul Fielers



Chadwick Fischer



Amy Ford



Ken Freeman



Erika Gallette



Stephanie Gibbs



Gary Goddard



Ayanna Goddard



Angel Gonzalez



Logan Grapenthien



Michael Grote



Derrik Grubbs



Aly Gruber



Brendan Hader



Jeremy Hamilton



Mark Harlow



Corey Hawthorne



Ryan Haynes



Craig Heintzelman



Devin Herman



Natalya Herndon

Additional Front Office Staff



Chris Herrell



Kory Hetzer



Melissa Hill



Tiffany Huffman



Sara Ingram



Jami Itiavkase



Chris Jackson



Jessica Jamison



Billy Johnson



Geoffrey Joseph



Matt Keifling



Eric Keller



Carter Kennedy



Michael King



Harris Kingsley



Taylor Kinley



Richard Kleinwachter



Daniel Korb



Jan Koshover



Katie Krall



Andrew Kyne



Dan Lewis



Kenneth Lewis



Denise Lockwood



Logan Lucas



Emily Mahle



Michael Mentzer



Alex Meyer



Kristen Meyers



Richard Miller

Additional Front Office Staff



Sean Molloy



Patrick Montague



Jim Myers



Jon Myers



Rick Neville



Randy Newsome



Jill Niemeyer



Matthew Ollerdisse



Gabrielle Pape



Shellie Petrey



Jon Phelps



Matt Pohlman



Leanna Priest



Nick Prince



Kelsey Proctor



Samantha Rack



Jesus Ramos



Chris Renner



Todd Richardson



John Rieder



Ryan Rizzo



Colleen Rodenberg



Jarrod Rollins



Tim Rosenbaum



Frank Rosiello



Sherry Rowland



Craig Sample



Alex Schaefer



Michael Schatz



Daniel Schmaltz

Additional Front Office Staff



Teena Schweier



Christian Sharp



Kaitlin Simcoe



Joe Simpson



Sydney Simpson



Paige Smith



Mason Smith



Audra Sordyl



Patrick Sponsler



Christina Sprance



Nick St. Pierre



Phil Stall



Vincent Steinwert



Jason Stell



Jason Strine



Megan Stuerenberg



Jacob Swartz



Richard Toschlog



Sara Treash



Brenna Turner



Kayla Umberg



Clinton Van Andel



Sarah Vedder



Brent Vinson



Chase Vogel



Vicki Volp



Shelley Volpenhein



Matthew Wagner



Christo Wallace



Lori Watt

Additional Front Office Staff



Nicholas Wedge



Mark Weinstein



Drew Whitaker



Blake Williams



Zach Wollman



Jerome Wright



Todd Wuest



Steven Wyant



Takeshi Yamamoto



Sherri Yerkes




Joe Zerhusen



Gator



Paisley



Rookie

SECURITY K9s:



2021 REDS

In a 2020 season shortened to 60 games because of a global pandemic fueled by the COVID-19 virus, the Reds won 12 of their last 16 games to finish 31-29 and earn 1 of 16 Postseason berths with the National League's best Wild Card record. They finished 3.0 games behind the Central Division champion Cubs and just .001 percentage point behind the second-place Cardinals. In the Wild Card Series sweep loss at Atlanta, the Reds became the first team in Postseason history to be shut out in a series of more than 1 game (1-0 in 13 innings, 5-0). In voting of the local chapter of the Baseball Writers' Association of America, RHP Trevor Bauer became the first Reds pitcher since Johnny Cueto in 2014 to receive in the same season both the Ernie Lombardi Award as the team's Most Valuable Player and the Johnny Vander Meer Award as Outstanding Pitcher. LHP Amir Garrett was given the Joe Nuxhall Good Guy Award. Bauer became the first pitcher in Reds history to win the Cy Young Award, and C Tucker Barnhart won his second Rawlings Gold Glove Award.



DAVID BELL

MANAGER
25

Age: 48 **Ht.:** 5-11 **Wt.:** 180 **B:** R **T:** R **Seasons In Majors:** 12

Born: 9/14/72 **Birthplace:** Cincinnati, OH **Resides:** Cincinnati, OH

Joined Reds Organization: On 11/4/08 as Class AA Carolina manager; on 10/22/18 as Reds manager

Joined Major League Coaching Staff: On 10/22/18 as manager, signed a 3-year contract through the 2021 season with a club option for 2022

MANAGERIAL CAREER: David Bell is in his third season as Reds manager...his 2020 Reds went 31-29 during an abbreviated season caused by the worldwide COVID-19 pandemic and earned their first Postseason berth since 2013...received a pair of third-place votes and finished ninth in the National League Manager of the Year Award voting of the Baseball Writers' Association of America...the club's 75-87 record in his rookie 2019 season was an 8-game improvement over the previous year's 67-95 finish...was named to the position on 10/22/18 as the 63rd manager in franchise history, the 53rd since 1900...David and his father, Buddy, is the fourth father-son duo to serve as Major League managers, joining George & Dick Sisler, Bob & Joel Skinner and Bob & Aaron Boone...Buddy managed the Tigers (1996-1998), Rockies (2000-2002) and Royals (2005-2007)...David previously spent 4 seasons in the Reds organization's player development department as a manager, at Class AA Carolina from 2009-2011 and at Class AAA Louisville in 2012...following the 2009 campaign, he managed the Peoria Saguaros of the prestigious Arizona Fall League.

DAVID BELL'S MANAGERIAL RECORD						
Year	Club	League	W-L	Pct.	Place	GB
2019	Cincinnati	National	75-87	.463	4th	16.0
2020	Cincinnati	National	31-29	.517	^ 3rd	3.0
Major League Totals			106-116	.477		

^ Earned a 2020 Postseason berth as 1 of 2 National League Wild Cards

DAVID BELL'S POSTSEASON MANAGERIAL RECORD				
Year	Club	Series	Opponent	Result
2020	Cincinnati	Wild Card Series	Atlanta	L, 0-2

FRONT OFFICE/COACHING CAREER: Following his 4-year tenure as a manager in the Reds' minor league system (2009-2012), in 2013 Bell worked for the Cubs as third base coach...the next year, he joined manager Mike Matheny's staff in St. Louis as assistant hitting coach before spending the 2015-2017 seasons as the Cardinals' bench coach...Bell spent the 2018 season as Vice President of Player Development for the Giants before joining the Reds as field manager in October of that year.

PLAYING CAREER: The former infielder was selected by the Indians in the seventh round of the June 1990 free agent draft...played in 12 seasons in the Major Leagues with the Indians, Cardinals, Mariners, Giants, Phillies and Brewers...appeared in 35 Postseason games, reaching the American League Championship Series in 2000 and 2001 with the Mariners and the 2002 World Series with the National League Champion Giants...following that run to the World Series in 2002, received the prestigious Willie Mac Award as San Francisco's Most Inspirational Player...the award is named after beloved Hall of Famer Willie McCovey...on 6/28/04 vs Montreal became the first Phillies batter in 9 years to hit for the cycle...his grandfather, Gus Bell, hit for the cycle in 1951...they are the only grandfather and grandson in baseball history to hit for the cycle.

2020 NL MANAGER OF THE YEAR AWARD VOTING					
Manager	Club	1st	2nd	3rd	Pts
Don Mattingly	Marlins	20	8		124
Jayce Tingler	Padres	6	13	2	71
David Ross	Cubs	1	2	14	25
Brian Snitker	Braves	1	2	5	16
Dave Roberts	Dodgers	1	2	2	13
Mike Shildt	Cardinals		3	1	10
Craig Counsell	Brewers	1		1	6
Gabe Kapler	Giants			3	3
David Bell	Reds		2	2	

PERSONAL: The Bells are one of Major League Baseball's five 3-generation families, along with the Boones, Colemans, Hairstons and Schofield/Werths...David is the son of former third baseman and current Reds front office executive Buddy Bell and the grandson of Reds Hall of Famer Gus Bell...brothers Mike and Rick Bell also played professional baseball...Mike made 19 apps for the Reds in 2000 and currently serves as the bench coach for the Twins...the Bell brothers grew up in Cincinnati, and David helped lead Moeller High School to the 1989 state baseball championship.

BELL'S CAREER TRANSACTIONS

- Was selected by the Indians in the seventh round of the June 1990 amateur draft.
- Was acquired by the Cardinals, with Pepe McNeal and Rick Heiserman, for Ken Hill, July 27, 1995.
- Was claimed off waivers by the Indians, April 14, 1998.
- Was acquired by the Mariners for Joey Cora, August 31, 1998.
- Was acquired by the Giants for Desi Relaford and cash, January 25, 2002.
- Was signed by the Phillies to a 4-year contract through the 2006 season, December 7, 2002.
- Was traded to the Brewers for Wilfrido Laureano, July 28, 2006.

Career Playing Record

Yr	Club	Avg.	G	AB	R	H	2B	3B	HR	RBI	BB	SO	SB
1995	Cleveland	.000	2	2	0	0	0	0	0	0	0	0	0
	St. Louis	.250	39	144	13	36	7	2	2	19	4	25	1
1996	St. Louis	.214	62	145	12	31	6	0	1	9	10	22	1
1997	St. Louis	.211	66	142	9	30	7	2	1	12	10	28	1
1998	St. Louis	.222	4	9	0	2	1	0	0	0	0	3	0
	Cleveland	.262	107	340	37	89	21	2	10	41	22	54	0
	Seattle	.325	21	80	11	26	8	0	0	8	5	8	0
1999	Seattle	.268	157	597	92	160	31	2	21	78	58	90	7
2000	Seattle	.247	133	454	57	112	24	2	11	47	42	66	2
2001	Seattle	.260	135	470	62	122	28	0	15	64	28	59	2
2002	San Francisco	.261	154	552	82	144	29	2	20	73	54	80	1
2003	Philadelphia	.195	85	297	32	58	14	0	4	37	41	40	0
2004	Philadelphia	.291	143	533	67	155	33	1	18	77	57	75	1
2005	Philadelphia	.248	150	557	53	138	31	1	10	61	47	69	0
2006	Philadelphia	.278	92	324	39	90	17	2	6	34	32	38	1
	Milwaukee	.256	53	180	21	46	10	2	4	29	18	30	2
Major League Totals		.257	1403	4826	587	1239	267	18	123	589	428	687	19

Division Series Record

Yr	Club, Opponent	Avg.	G	AB	R	H	2B	3B	HR	RBI	BB	SO	SB
2000	Sea vs Chi	.364	3	11	0	4	1	0	0	1	2	2	0
2001	Sea vs Cle	.313	5	16	2	5	1	0	1	2	1	6	0
2002	SF vs Atl	.188	5	16	3	3	0	0	0	1	3	4	0
Division Series Totals		.279	13	43	5	12	2	0	1	4	6	12	0

League Championship Series Record

Yr	Club, Opponent	Avg.	G	AB	R	H	2B	3B	HR	RBI	BB	SO	SB
2000	Sea vs NYY	.222	5	18	0	4	0	0	0	0	0	0	0
2001	Sea vs NYY	.188	5	16	1	3	0	0	0	4	0	3	0
2002	SF vs StL	.412	5	17	4	7	1	0	1	1	2	3	0
LCS Totals		.275	15	51	5	14	1	0	1	5	2	6	0

World Series Record

Yr	Club, Opponent	Avg.	G	AB	R	H	2B	3B	HR	RBI	BB	SO	SB
2002	SF vs Ana	.304	7	23	4	7	0	0	1	4	5	4	0

REDS MANAGERS SINCE 1900


Manager	Year(s)	W-L	Pct.	Manager	Year(s)	W-L	Pct.
Robert Allen	1900	62-77	.446	Birdie Tebbetts	'54-58	372-357	.510
John McPhee	'01-02	79-124	.389	Jimmy Dykes	'58	24-17	.585
Frank Bancroft	'02	10-7	.588	Mayo Smith	'59	35-45	.438
Joseph Kelley	'02-05	274-230	.544	Fred Hutchinson	'59-64	443-372	.544
Ned Hanlon	'06-07	130-174	.428	Dick Sisler	'64-65	118-91	.565
John Ganzel	'08	73-81	.474	Don Heffner	'66	37-46	.446
Clark Griffith	'09-11	222-238	.483	Dave Bristol	'66-69	298-265	.529
Henry O'Day	'12	75-78	.490	Sparky Anderson	'70-78	863-586	.596
Joseph Tinker	'13	64-89	.418	John McNamara	'79-82	279-244	.533
Buck Herzog	'14-16	165-226	.422	Russ Nixon	'82-83	101-131	.435
Christy Mathewson	'16-18	165-177	.482	Vern Rapp	'84	51-70	.421
Heinie Groh	'18	7-3	.700	Pete Rose	'84-89	412-373	.525
Patrick Moran	'19-23	425-329	.564	Tommy Helms	'89	14-21	.400
Jack Hendricks	'24-29	469-450	.510	Lou Piniella	'90-92	255-231	.525
Dan Howley	'30-32	177-285	.383	Tony Perez	'93	20-24	.455
Donie Bush	'33	58-94	.382	Davey Johnson	'93-95	204-172	.543
Robert O'Farrell	'34	26-58	.310	Ray Knight	'96-97, 2003	125-137	.477
Burt Shotton	'34	1-0	1.000	Jack McKeon	1997-2000	291-259	.529
Charles Dressen	'34-37	218-284	.434	Bob Boone	2001-03	190-238	.444
Bobby Wallace	'37	5-20	.200	Dave Miley	'03-05	125-164	.433
Bill McKechnie	'38-46	744-631	.541	Jerry Narron	'05-07	157-179	.467
John Neun	'47-48	117-137	.461	Pete Mackanin	'07	41-39	.513
Bucky Walters	'48-49	81-123	.397	Dusty Baker	'08-13	509-463	.524
Luke Sewell	'49-52	174-234	.426	Bryan Price	2014-2018	279-387	.419
Earle Brucker	'52	3-2	.600	Jim Riggleman	2018	64-80	.444
Rogers Hornsby	'52-53	91-106	.462	David Bell	2019-20	106-116	.477
C. Buster Mills	'53	4-4	.500				

TOP 10 MANAGERS (TOTAL WINS)

Sparky Anderson863-586
Bill McKechnie744-631
Dusty Baker509-463
Jack Hendricks469-450
Fred Hutchinson443-372
Patrick Moran425-329
Pete Rose412-373
Birdie Tebbetts372-357
Dave Bristol298-265
Jack McKeon291-259

TOP 10 MANAGERS (WIN PCT., 50-GAME MIN.)

Sparky Anderson596 (863-586)
Dick Sisler563 (121-94)
Patrick Moran564 (425-329)
Joe Kelley545 (275-230)
Fred Hutchinson544 (443-372)
Davey Johnson543 (204-172)
Bill McKechnie541 (744-631)
John McNamara533 (279-244)
Dave Bristol5293 (298-265)
Jack McKeon5291 (291-259)





FREDDIE

BENAVIDES

BENCH COACH

45

Age: 54 Ht.: 6-2 Wt.: 210 B: R T: R Seasons In Majors: 4

Born: 4/7/66 Birthplace: Laredo, TX Resides: Laredo, TX

Joined Reds Organization: In 1987, was selected in the second round of the June amateur draft

Joined Major League Coaching Staff: On 12/4/13, as a coach; was named first base coach, 10/22/15; was named bench coach, 11/28/18

MANAGERIAL/COACHING CAREER: Freddie Benavides is in his eighth season on the Major League coaching staff, his third as bench coach... spent the 2014 and 2015 seasons as the club's infield coach followed by 3 years (2016-2018) as first base coach...was the only coach from 2018 to work on rookie manager David Bell's 2019 Major League coaching staff...over the 2019 and 2020 seasons, went 5-3 while serving as the Reds' interim manager during Bell's 3 suspensions (5-2 in 2019, 0-1 in 2020)...before he joined the Reds spent the previous 15 years in their minor league system, including the last 6 as player development field coordinator... also spent 7 seasons as infield coordinator and in 2007 filled in as manager for the rookie Billings club in the Pioneer League...overall spent 4 seasons as a minor league manager...in 1999 led Class A Clinton to a Midwest League playoff spot by winning the first half...in 2000, before he was named infield coordinator, managed Class A Dayton in its inaugural season and led the Dragons to a Midwest League playoff spot with a 70-67 mark...in 2003 he served as a coach with the Major League club from August 5 through the remainder of the season.

BENAVIDES' MANAGERIAL RECORD					
Year	Club	League	W-L	Pct.	Place
1999	Clinton	Midwest	68-69	.496	1st/4th
2000	Dayton	Midwest	70-67	.511	5th/3rd
2004	GCL Reds	Gulf Coast	20-37	.351	4th
2007	Billings	Pioneer	37-38	.493	3rd
Minor League Totals			195-211	.480	

PLAYING CAREER: Was selected by the Reds in the second round of the June 1987 amateur draft...the former infielder made 219 Major League apps over parts of 4 seasons with the Reds, Colorado Rockies and Montreal Expos.

PERSONAL: Graduated from Nixon High School in Laredo, TX...attended Texas Christian University in Fort Worth, TX...wife's name is Violeta...they have 3 children, Krizia and twins Sienna and Alec.

MOST RECENT BENCH COACHES					
2019-21	Freddie Benavides	2004-05	Jerry Narron	1995	Ray Knight
2016-18	Jim Riggleman	2003	Mark Berry	1994	Bob Boone
2014-15	Jay Bell	2002-03	Ray Knight	1993	Dave Miley, Ray Knight
2008-13	Chris Speier	2001	Tim Foli	1990-92	Jackie Moore
2007	Pat Kelly	1999-2000	Ken Griffey Sr.	1983-89	Tommy Helms
2006-07	Bucky Dent	1997-98	Denis Menke	1982-86	George Scherger
2005	John Moses	1996	Jim Lett	1979-82	Harry Dunlop

2021 REDS

BENAVIDES' CAREER TRANSACTIONS

- Was selected by the Reds in the second round of the June 1987 amateur draft.
- Was selected by the Rockies with the 28th pick of the 1993 expansion draft.
- Was acquired by the Expos for Ivan Arteago and Rodney Pedraza, January 7, 1994.

Career Playing Record

Yr	Club	Avg.	G	AB	R	H	2B	3B	HR	RBI	BB	SO	SB
1987	Cedar Rapids - A	.133	5	15	2	2	1	0	0	0	0	7	0
1988	Cedar Rapids - A	.223	88	314	38	70	9	2	1	32	35	75	18
1989	Chattanooga - AA	.250	88	284	25	71	14	3	0	27	22	46	1
	Nashville - AA	.170	31	94	9	16	4	0	1	12	6	24	0
1990	Chattanooga - AA	.259	55	197	20	51	10	1	1	28	11	25	4
	Nashville - AAA	.211	77	266	30	56	7	3	2	20	12	50	3
1991	Nashville - AAA	.242	94	331	24	80	8	0	0	21	16	55	7
	Cincinnati	.286	24	63	11	18	1	0	0	3	1	15	1
1992	Cincinnati	.231	74	173	14	40	10	1	1	17	10	34	0
1993	Colorado	.286	74	213	20	61	10	3	3	26	6	27	3
	Col. Springs - AAA	.438	5	16	3	7	1	0	0	2	1	0	0
1994	Montreal	.188	47	85	8	16	5	1	0	6	3	15	0
1995	Iowa - AAA	.241	106	315	30	76	14	4	4	26	25	47	2
1996	Columbus - AAA	.000	1	4	0	0	0	0	0	1	0	0	0
Major League Totals		.253	219	534	53	135	26	5	4	52	20	91	4
Reds Totals		.246	98	236	25	58	11	1	1	20	11	49	1
Minor League Totals		.234	550	1836	181	429	68	13	9	169	128	329	35



DELINO

@DelinoDeShields

1B / INFIELD COACH

DESHIELDS

90

Age: 52 **Ht.:** 6-1 **Wt.:** 170 **B:** L **T:** R **Seasons in Majors:** 13

Born: 1/15/69 **Birthplace:** Seaford, DE **Resides:** Atlanta, GA

Joined Reds Organization: On 1/7/09, as hitting coach at Rookie Billings

Joined Major League Coaching Staff: On 11/28/18, as first base / infield coach

MANAGERIAL/COACHING CAREER: Delino DeShields is in his 13th season in the organization, his third on the Major League coaching staff... spent the previous 10 years in the Reds' player development system, including 8 seasons as a field manager...was hired by the Reds in January 2009 as the hitting coach at Rookie Billings, his first professional coaching position...the next season began an 8-year run as manager for the Reds' affiliates in Billings (2010), Class A Dayton (2011-2012), Class AA Pensacola (2013-2014) and Class AAA Louisville (2015-2017)...spent the 2018 season as the organization's roving bunting and base running instructor.

DESHIELDS' MANAGERIAL RECORD

Year	Club	League	W-L	Pct.	Place
2010	Billings	Pioneer	38-37	.507	2nd/3rd
2011	Dayton	Midwest	83-57	.593	4th/1st
2012	Dayton	Midwest	60-78	.435	8th/8th
2013	Pensacola	Southern	59-79	.428	5th/4th
2014	Pensacola	Southern	60-80	.429	5th/5th
2015	Louisville	International	64-80	.444	3rd
2016	Louisville	International	71-73	.493	2nd
2017	Louisville	International	56-86	.394	4th
Minor League Totals			491-570	.463	

PLAYING CAREER: The former infielder played in 1,615 games over 13 seasons in the Major Leagues with the Expos, Dodgers, Cardinals, Orioles and Cubs...was Montreal's first-round draft pick in 1987, the 12th overall selection...3 years later made his Major League debut with the Expos and finished second to Atlanta's David Justice in the 1990 National League Rookie of the Year voting of the Baseball Writers' Association of America...finished his Major League career with a .268 batting average...his 463 career stolen bases rank 31st on Major League Baseball's all-time list since 1898, when the current stolen base rule was implemented.

PERSONAL: In 1987 graduated from Seaford (DE) High School, where he was first team All-State in football, baseball and basketball...was voted Delaware's Athlete of the Decade for the 1990s...wife's name is Michelle...they have 5 children: Delino Jr., Diamond, D'Angelo, Denim and Delaney...son Delino Jr. was selected by the Astros in the first round (8th overall) of the June 2010 first-year player draft...in December 2014 he was selected by the Rangers in the Rule 5 Draft and made his Major League debut in 2015...over his 6 Major League seasons with the Rangers and most recently the Indians, Delino Jr. has hit .246 with 18 HR and 109 stolen bases in 576 apps...daughter Diamond was selected by the Chicago Sky in the first round (3rd overall) of the 2018 WNBA Draft...she was a unanimous first team WNBA All-Rookie selection... follow on Twitter @DelinoDeShields.

MOST RECENT FIRST BASE COACHES

2019-21	Delino DeShields	1999-2000	Dave Collins	1988-89	Lee May
2016-18	Freddie Benavides	1997-98	Ron Oester	1987	Tony Perez
2006-15	Billy Hatcher	1997	Ken Griffey Sr.	1983-86	Tommy Helms
2004-05	Randy Whisler	1994-97	Joel Youngblood	1979-83	Ron Plaza
2002-03	Jose Cardenal	1993	Jose Cardenal, Ron Oester	1976-79	Russ Nixon
2001	Bill Doran	1990-92	Tony Perez	1970-75	George Scherger

DeSHIELDS' CAREER TRANSACTIONS

- Was selected by the Expos in the first round (12th overall) of the June 1987 amateur draft.
- Was acquired by the Dodgers in exchange for RHP Pedro Martinez, November 19, 1993.
- Was signed by the Cardinals, November 20, 1996.
- Was signed by the Orioles, December 7, 1998.
- Was released by the Orioles, July 2, 2001.
- Was signed by the Cubs, July 7, 2001.

Career Playing Record

Yr	Club	Avg.	G	AB	R	H	2B	3B	HR	RBI	BB	SO	SB
1990	Montreal	.289	129	499	69	144	28	6	4	45	66	96	42
1991	Montreal	.238	151	563	83	134	15	4	10	51	95	* 151	56
1992	Montreal	.292	135	530	82	155	19	8	7	56	54	108	46
1993	Montreal	.295	123	481	75	142	17	7	2	29	72	64	43
1994	Los Angeles (NL)	.250	89	320	51	80	11	3	2	33	54	53	27
1995	Los Angeles (NL)	.256	127	425	66	109	18	3	8	37	63	83	39
1996	Los Angeles (NL)	.224	154	581	75	130	12	8	5	41	53	124	48
1997	St. Louis	.295	150	572	92	169	26	*14	11	58	55	72	55
1998	St. Louis	.290	117	420	74	122	21	8	7	44	56	61	26
1999	Baltimore	.264	96	330	46	87	11	2	6	34	37	52	11
2000	Baltimore	.296	151	561	84	166	43	5	10	86	69	82	37
2001	Baltimore	.197	58	188	29	37	8	2	3	21	31	42	11
	Chicago (NL)	.276	68	163	26	45	9	3	2	16	28	35	12
2002	Chicago (NL)	.192	67	146	20	28	6	1	3	10	21	38	10
Major League Totals		.268	1615	5779	872	1548	244	74	80	561	754	1061	463

* Led National League, Finished second to Atlanta's David Justice in the 1990 National League Rookie of the Year Award voting

Division Series Record

Yr	Club, Opponent	Avg.	G	AB	R	H	2B	3B	HR	RBI	BB	SO	SB
1995	LAD vs Cin	.250	3	12	1	3	0	0	0	0	1	3	0
1996	LAD vs Atl	.000	2	4	0	0	0	0	0	0	0	1	0
Division Series Totals		.188	5	16	1	3	0	0	0	0	1	4	0



JOSÉ DUARTE

BULLPEN CATCHER

91

Age: 27 **Ht.:** 6-2 **Wt.:** 222 **B:** R **T:** R **Seasons In Majors:** None

Born: 4/23/93 **Birthplace:** Maracay, VZ **Resides:** Maracay, VZ

Joined Reds Organization: In July 2019, as bullpen catcher

Joined Major League Coaching Staff: In July 2019, as bullpen catcher

COACHING CAREER: José Gabriel Duarte is in his third season on manager David Bell's Major League coaching staff as the bullpen catcher...joined the Reds in that position after he was released from his minor league contract on 6/28/19.

PLAYING CAREER: The former catcher was signed by Reds scout Jose Fuentes as a non-drafted free agent in October 2010...played all or parts of 7 seasons in the minor leagues...was released on 6/28/19 and then in July of that year joined the Reds' Major League coaching staff as a full-time bullpen catcher.

DUARTE'S CAREER TRANSACTIONS

- Was signed by the Reds as a non-drafted free agent, October 14, 2010. Was signed by Jose Fuentes.
- Elected minor league free agency, November 6, 2017.
- Was re-signed by the Reds to a minor league contract, January 11, 2018.
- Was re-signed by the Reds to a minor league contract, January 7, 2019.

Career Playing Record

Yr	Club	Avg.	G	AB	R	H	2B	3B	HR	RBI	BB	SO	SB
2011	VSL Reds - R	.281	42	135	12	38	9	0	1	20	10	35	1
2012	DSL Reds - R	.195	40	113	14	22	1	3	0	10	15	39	4
2013	AZL Reds - R	.178	29	90	6	16	5	0	0	6	6	22	0
2014	Billings - R	.236	18	55	4	13	2	0	1	8	2	13	0
	AZL Reds - R	.200	4	10	1	2	0	0	1	2	1	1	0
2015	Billings - R	.178	22	73	5	13	3	0	0	7	1	22	0
2016	Dayton - A	.214	29	98	4	21	1	0	1	8	7	29	0
	Pensacola - AA	.308	4	13	4	4	0	0	1	3	0	4	0
2017	Daytona - A	.083	3	12	1	1	0	0	0	1	0	5	0
	Pensacola - AA	.200	3	5	0	1	0	0	0	0	0	3	0
	Louisville - AAA	.259	7	27	1	7	0	0	0	5	0	7	0
Minor League Totals		.219	201	631	52	138	21	3	5	70	42	180	5



J.R.
HOUSE

3B / CATCHING COACH

56

Age: 41 **Ht.:** 6-0 **Wt.:** 205 **B:** R **T:** R **Seasons In Majors:** 5

Born: 11/11/79 **Birthplace:** Charleston, WV **Resides:** Phoenix, AZ

Joined Reds Organization: On 11/19/18, as third base / catching coach

Joined Major League Coaching Staff: On 11/19/18, as third base / catching coach

COACHING CAREER: James Rodger House is in his third season in the organization and third on the Major League coaching staff...on 11/19/18 he was hired as new manager David Bell's third base and catching coach...House spent the previous 7 seasons in various roles in the player development department of the Diamondbacks, as a hitting coach for Rookie Missoula (2012) and Class A Hillsboro (2013), as a manager for Hillsboro (2014), Class A Visalia (2015-2016) and Class AA Jackson (2017) and in 2018 as minor league field coordinator... was the 2015 California League Manager of the Year at Visalia...his 2014 Hillsboro squad won the Northwest League playoffs...as a minor league manager produced a career winning percentage of .573 (284-212).

HOUSE'S MANAGERIAL RECORD

Year	Club	League	W-L	Pct.	Place
2014	Hillsboro	Northwest	48-28	.632	^ 1st
2015	Visalia *	California	84-56	.600	1st
2016	Visalia	California	81-59	.579	1st
2017	Jackson	Southern	71-69	.507	3rd

Minor League Totals **284-212** **.573**
 ^ 2014 NWL playoff champions, * 2015 California League Manager of the Year

PLAYING CAREER: The former catcher was selected by Pittsburgh in the fifth round of the June 1999 free agent draft...played parts of 5 seasons in the Major Leagues for the Pirates, Astros and Orioles.

PERSONAL: Attended Seabreeze High School in Daytona Beach, FL...in 2005 played quarterback for West Virginia University...wife's name is Valerie...they have 2 children, daughter Rilyn and son Camden.

MOST RECENT THIRD BASE COACHES

2019-21	* J.R. House	1998	Harry Dunlop	1984	Joe Sparks
2016-18	Billy Hatcher	1997	Joel Youngblood	1983	Ron Plaza
2015	Jim Riggleman	1996	Marc Bombard	1979-82	Russ Nixon
2014	Steve Smith	1994-95	Ray Knight	1978-79	Ron Plaza
2004-13	Mark Berry	1993	Bobby Valentine, Dave Bristol	1978	Alex Grammas
2003	Ray Knight	1990-92	Sam Perlozzo	1976-77	George Scherger
2002-03	Tim Foli	1989	Dave Bristol	1970-75	Alex Grammas
1999-2001	Ron Oester	1988	Bruce Kimm	1966-69	Vern Benson
* Also serves as catching coach		1985-87	Billy DeMars		

HOUSE'S CAREER TRANSACTIONS

- Was selected by the Pirates in the fifth round of the June 1999 amateur draft.
- Was signed by the Astros, January 26, 2006.
- Was signed by the Orioles, November 13, 2006.
- Was signed by the Astros, January 7, 2008.
- Was signed by the Royals, December 3, 2008.
- Was signed by the Mets, May 13, 2010.

Career Playing Record

Yr	Club	Avg.	G	AB	R	H	2B	3B	HR	RBI	BB	SO	SB
1999	Pirates - R	.327	33	113	13	37	9	3	5	23	11	23	1
	Hickory - A	.273	4	11	1	3	0	0	0	0	0	3	0
	Williamsport - A	.300	26	100	11	30	6	0	1	13	9	21	0
2000	Hickory - A	.348	110	420	78	146	29	1	23	90	46	91	1
	Altoona - AA	.258	112	426	51	110	25	1	11	56	37	103	1
2002	Pirates - R	.313	5	16	3	5	2	0	1	2	3	1	0
	Altoona - AA	.264	30	91	9	24	6	0	2	11	13	21	0
2003	Altoona - AA	.333	20	63	12	21	6	0	2	11	5	11	0
	Pirates - R	.400	20	65	16	26	9	0	4	23	12	5	0
	Pittsburgh	1.000	1	1	0	1	0	0	0	0	0	0	0
2004	Nashville - AAA	.288	92	309	38	89	21	1	15	49	23	72	1
	Pittsburgh	.111	5	9	1	1	1	0	0	0	0	2	0
2005						Did Not Play							
2006	Corpus Christi - AA	.325	97	379	58	123	23	2	10	69	32	44	2
	Round Rock - AAA	.412	31	114	25	47	15	0	5	36	9	15	0
	Houston	.000	4	9	0	0	0	0	0	0	0	2	0
2007	Norfolk - AAA	.298	110	419	52	125	32	2	11	66	43	59	1
	Baltimore	.211	19	38	5	8	2	0	3	3	1	11	0
2008	Round Rock - AAA	.306	127	454	63	139	25	0	18	60	53	52	1
	Houston	.000	3	3	0	0	0	0	0	1	0	1	0
2009	Omaha - AAA	.251	127	505	58	127	24	0	9	53	33	57	0
2010	Buffalo - AAA	.253	67	225	20	57	14	0	4	29	13	31	0
Major League Totals		.167	32	60	6	10	3	0	3	4	1	16	0
Minor League Totals		.299	1011	3710	508	1109	246	10	121	591	342	609	8



NATE IRVING

@natebirving

BULLPEN CATCHER

92

Age: 28 **Ht.:** 6-0 **Wt.:** 235 **B:** R **T:** R **Seasons In Majors:** None

Born: 10/17/92 **Birthplace:** New York, NY **Resides:** Yonkers, NY

Joined Reds Organization: In February 2019, as bullpen catcher

Joined Major League Coaching Staff: In February 2019, as bullpen catcher

COACHING CAREER: Nate Irving is in his third season on manager David Bell's Major League coaching staff...joined the Reds during 2019 Spring Training...prior to joining the organization served as a graduate assistant baseball coach at the University of Virginia, where he worked on the development of an analytics system for catchers.

PLAYING CAREER: The former catcher was selected by the Diamondbacks in the 34th round of the June 2014 first-year player draft...also spent time in the Pirates' minor league system before playing in the independent Frontier League with the Sussex County Miners and in the independent Atlantic League with the Long Island Ducks and New Britain Bees.

PERSONAL: At the University of Virginia was an All-ACC Academic honoree, 2013 Team USA Collegiate National Team invitee, 2014 All-ACC and NCAA College World Series All-Tournament selection...during the off-season resides in Scottsdale, AZ, where he serves as a biomechanics and data integration consultant for Push Performance Co. in nearby Tempe...follow on Twitter @natebirving.

IRVING'S CAREER TRANSACTIONS

- Was selected by the Diamondbacks in the 34th round of the June 2014 first-year player draft.
- Was released, October 12, 2015.
- Was signed by the Pirates to a minor league contract, January 19, 2016.
- Was released, June 3, 2016.

Career Playing Record

Yr	Club	Avg.	G	AB	R	H	2B	3B	HR	RBI	BB	SO	SB
2014	Hillsboro - A	.190	8	21	5	4	1	0	0	1	4	8	1
2015	Hillsboro - A	.276	24	76	6	21	3	0	0	10	11	10	1
2016	Sussex County - IND	.183	45	131	12	24	5	1	1	15	13	33	0
2017	Sussex County - IND	.297	56	158	29	47	11	0	4	25	24	59	2
2018	New Britain - IND	.160	9	25	3	4	1	0	0	0	0	11	0
Minors League Totals			.258	32	97	11	25	4	0	11	15	18	2
Independent Totals			.239	110	314	44	75	17	1	5	40	37	103



ERIC

@ericjagers

ASSISTANT PITCHING COACH

JAGERS

65

Age: 25 **Ht.:** 6-2 **Wt.:** 185 **B:** R **T:** L **Seasons In Majors:** None

Born: 5/28/95 **Birthplace:** Geneseo, IL **Resides:** Seattle, WA

Joined Reds Organization: On 11/12/19, as assistant pitching coordinator

Joined Major League Coaching Staff: On 12/1/20, as assistant pitching coach

COACHING CAREER: Eric Jagers is in his second season in the organization, his first on manager David Bell's Major League coaching staff...he spent the shortened 2020 season assigned to the Reds' alternate spring training site in Mason, OH...on 11/12/19 was hired as the organization's assistant pitching coordinator under Kyle Boddy, who was hired 2 months earlier as the director of pitching initiatives and pitching coordinator...was promoted to the Major League staff on 12/1/20 to replace assistant pitching coach and director of pitching Caleb Cotham, who resigned to accept a position as pitching coach of the Philadelphia Phillies...prior to joining the Reds, Jagers spent the 2019 season as pitching strategist with the Phillies, where he focused on the technical aspects of pitching, pitch design, rehabilitation and advanced delivery work...worked in various positions at Driveline Baseball, including manager of technical development.

ASSISTANT PITCHING COACHES

2021	Eric Jagers
2019-20 *	Caleb Cotham
2016-18	Ted Power
2012-16	Mack Jenkins

* In 2020, Cotham also served as the organization's director of pitching

PLAYING CAREER: From 2013-2016 pitched at Des Moines Area Community College, where he suffered a left shoulder injury...spent time rehabbing at Driveline Baseball in 2016 before attending the University of Iowa in 2017...prior to the 2018 season, suffered a second shoulder injury and retired.

PERSONAL: In 2013 graduated from Assumption High School in Davenport, Iowa...follow on Twitter @ericjagers.


DEREK

JOHNSON

PITCHING COACH

36

Age: 49 **Ht.:** 5-10 **Wt.:** 215 **B:** R **T:** L **Seasons In Majors:** None

Born: 7/16/71 **Birthplace:** Gibson City, IL **Resides:** Nashville, TN

Joined Reds Organization: On 11/2/18, as pitching coach

Joined Major League Coaching Staff: On 11/2/18, as pitching coach

PROFESSIONAL COACHING CAREER: Derek Johnson is in his third season in the organization...was *Baseball America's* Major League Baseball Coach of the Year in 2019, when the Reds led the National League with a franchise-record 1,552 strikeouts and ranked fourth in the NL with a team ERA of 4.18, the staff's best since 2014 and almost half a run better than its 2018 ERA of 4.63...in 1,438 innings in 2019 allowed just 1,270 hits, the second-fewest of any team in the NL...in 2020, his pitching staff led the National League with 615 strikeouts (504ip), a new NL record for strikeouts by pitchers through the first 60 games of a season (590, 2018 Nationals), and his starting rotation led the NL while ranking second in the Major Leagues with 381 strikeouts in 311.1 innings (Cle, 401k, 349.2ip)...on 11/2/18 was named pitching coach on new manager David Bell's Major League staff...spent the previous 3 seasons in the same position with the Brewers...Mil's cumulative team ERA of 3.94 ERA over the 2016-2018 seasons was the fourth-best in the National League in that span behind the Dodgers (3.49), Cubs (3.58) and Nationals (3.81) and eighth-best in the Major Leagues...in 2018, Brewers pitchers established franchise records for strikeouts in a season (1,428) and lowest opponents' batting average (.233)...in 2017, the Brewers' 3.54 ERA from 7/28 through the remainder of the season (58g) ranked third in the Major Leagues in that span behind only the Indians (2.67) and Yankees (3.50)...in 2016, from 8/22 through the remainder of the season (39g) Brewers pitchers posted a 3.13 ERA, the best in the Major Leagues...for 3 seasons from 2013-2015, in his first professional coaching position was the minor league pitching coordinator for the Chicago Cubs.

DEREK JOHNSON'S PITCHING STAFFS

Team	Year	ERA	NL Rank
Brewers	2016	4.08	7th
Brewers	2017	4.00	5th
Brewers	2018	3.73	4th
2016 - 2018		3.94	4th
Reds	2019	4.18	4th
Reds	2020	3.84	2nd
2019 - 2020		4.09	4th
2016 - 2020		3.98	-

COLLEGE COACHING CAREER: From 2002-2012 was the pitching coach at Vanderbilt University...in his last 3 seasons with the Commodores also served as associate head coach...was National Pitching Coach of the Year in 2004 and National Assistant Coach of the Year in 2010...in 2011 helped lead Vanderbilt to its first College World Series appearance, guiding a staff that featured 8 pitchers who were selected in Major League Baseball's first-year player draft...also coached at Eastern Illinois University (1994), Southern Illinois University (1995-1997) and Stetson University (1998-2001)...as a college coach, mentored 14 pitchers who have appeared in the Major Leagues, including Jason Frasor (Southern Illinois), Lenny DiNardo (Stetson), Jeremy Sowers (Vanderbilt), Jensen Lewis (Vanderbilt), Mike Minor (Vanderbilt), David Price (Vanderbilt), Sonny Gray (Vanderbilt), Nick Christiani (Vanderbilt), Taylor Hill (Vanderbilt), Drew Verhagen (Vanderbilt), Caleb Cotham (Vanderbilt), Drew Hayes (Vanderbilt), Matt Buschmann (Vanderbilt) and Tyler Beede (Vanderbilt)...helped produce 6 first round/supplemental first round draft picks, including Jeremy Sowers (6th overall, Cle, 2004), David Price (1st, TB, 2007), Casey Weathers (8th, Col, 2007), Mike Minor (7th, Atl, 2009), Sonny Gray (18th, Oak, 2011) and Grayson Garvin (59th, TB, 2011).

**BASEBALL AMERICA'S
2019 MAJOR LEAGUE AWARDS**
Organization of the Year

Tampa Bay Rays

Player of the Year

Justin Verlander, Hou

Rookie of the Year

Pete Alonso, NYM

Executive of the Year

Mike Rizzo, Wsh

Manager of the Year

Craig Counsell, Mil

Coach of the Year

Derek Johnson, Cin

PERSONAL: Graduated from University High School in Normal, Illinois...attended Lakeland (FL) Junior College from 1989-1991 before graduating from Eastern Illinois University in 1994...in 1993 was All Mid-Continent Conference as a lefthanded pitcher...in 2012 authored *The Complete Guide To Pitching*...wife's name is Tasha...they have a son, Teague, and a daughter, Taite.

MOST RECENT PITCHING COACHES

2019-21 Derek Johnson	2006 * Tom Hume	1984 Stan Williams
2018 ^ Danny Darwin	2005-06 Vern Ruhle	1979-83 Bill Fischer
2016-18 Mack Jenkins	1993-2005 Don Gullett	1970-78 Larry Shepard
2016 Mark Riggins & ^ Mack Jenkins	1992-93 Larry Rothschild	1969 Harvey Haddix
2014-15 Jeff Pico	1990-91 Stan Williams	1966-68 Mel Harder
2010-13 Bryan Price	1986-89 Scott Breeden	* Bullpen coach, served as interim pitching coach
2007-09 Dick Pole	1984-85 Jim Kaat	^ Interim pitching coach



JOE

MATHER

ASST. COACH / DIR. OF HITTING

62

Age: 38 Ht.: 6-4 Wt.: 215 B: R T: R Seasons In Majors: 4

Born: 7/23/82 Birthplace: Sandpoint, ID Resides: Ahwatukee, AZ

Joined Reds Organization: On 12/17/19, as assistant hitting coach / director of hitting

Joined Major League Coaching Staff: On 12/17/19, as assistant hitting coach / director of hitting

COACHING CAREER: Joe Mather is in his second season in the organization...on 12/17/19 was hired as the organization's director of hitting and as assistant hitting coach on manager David Bell's Major League staff...Mather works closely with hitting coach Alan Zinter to provide support for the Major League team and as director of hitting has a lead role in the creation and implementation of the organization's hitting philosophies and protocols...before he was hired by the Reds, spent the previous 5 seasons in Arizona's player development department...joined the Diamondbacks in 2015 and spent 2 years managing rookie Missoula, then coached at Class AA Jackson in 2017 before managing at Class A Visalia in 2018...in 2015, led Missoula to the North Division title en route to the Pioneer League championship...spent the 2019 season as the Diamondbacks' minor league fielding/hitting coordinator.

MATHER'S MANAGERIAL RECORD

Year	Club	League	W-L	Pct.	Place
2015	Missoula	Pioneer	42-33	.560	^ 1st
2016	Missoula	Pioneer	33-42	.440	3rd
2018	Visalia	California	70-70	.500	2nd
Minor League Totals			145-145	.500	

^ 2015 North Division & Pioneer League champion

ASSISTANT HITTING COACHES

2020-21 * Joe Mather
2019 Donnie Ecker
2016-18 Tony Jaramillo
2014-15 Lee Tinsley
2013 Ronnie Ortegon

* Also served as the organization's director of hitting

PLAYING CAREER: Was selected by the Cardinals in the third round of the 2001 first-year player draft...from 2008-2012, the former outfielder and third baseman made 229 appearances for the Cardinals, Cubs and Braves.

PERSONAL: Attended Mountain Pointe High School in Ahwatukee, Arizona.

MATHER'S CAREER TRANSACTIONS

- Was selected by the Cardinals in the third round of the June 2001 first-year player draft.
- Was claimed off waivers by the Braves, November 3, 2010.
- Was signed by the Rockies as a free agent, July 7, 2011.
- Was signed by the Cubs as a free agent, January 4, 2012.
- Was signed by the Phillies as a free agent, January 23, 2013.
- Was signed by the Reds as a free agent, May 4, 2013.

Mather's Career Playing Record

Yr	Club	Avg.	G	AB	R	H	2B	3B	HR	RBI	BB	SO	SB
2001	Johnson City - R	.248	45	165	25	41	3	0	5	21	7	60	2
2002	Johnson City - R	.232	62	224	29	52	15	2	8	39	27	57	9
2003	New Jersey - A	.230	65	196	23	45	12	1	2	22	18	38	4
2004	Peoria - A	.253	65	241	34	61	18	2	7	31	24	70	3
	New Jersey - A	.125	3	8	0	1	0	0	0	0	0	2	2
2005	Palm Beach - A	.275	57	200	37	55	12	2	8	27	12	39	4
	Quad Cities - A	.220	54	209	30	46	15	2	9	33	20	49	0
2006	Palm Beach - A	.269	124	443	64	119	33	1	16	74	36	91	9
2007	Memphis - AAA	.241	70	253	32	61	10	1	13	31	23	51	6
	Springfield - AA	.303	64	234	48	71	17	0	18	46	29	32	4
2008	St. Louis	.241	54	133	20	32	7	0	8	18	12	32	1
	Memphis - AAA	.303	59	211	45	64	14	2	17	41	32	36	7
2009	Memphis - AAA	.176	39	136	12	24	6	2	1	14	9	27	7
	Springfield - AA	.207	17	58	8	12	3	0	3	11	5	11	0
	GCL Cardinals - R	.250	3	8	1	2	1	0	0	3	3	1	0
2010	St. Louis	.217	36	60	7	13	4	0	0	3	2	11	1
	Memphis - AAA	.275	91	335	55	92	18	4	10	46	37	74	6
2011	Atlanta	.213	36	75	4	16	4	0	1	9	6	23	0
	Col. Springs - AAA	.321	55	209	36	67	14	1	6	31	18	39	3
	Gwinnett - AAA	.258	18	62	13	16	5	0	1	4	8	14	2
2012	Chicago (NL)	.209	103	225	18	47	11	0	5	19	14	46	5
2013	Pensacola - AA	.174	31	86	6	15	4	0	2	10	14	28	1
	Lancaster - IND	.271	13	48	4	13	3	0	2	4	1	11	1
2014	Bridgeport - IND	.242	39	120	14	29	6	1	2	14	20	26	1
Major League Totals		.219	229	493	49	108	26	0	14	49	34	112	7
Minor League Totals		.257	922	3278	498	844	200	20	126	484	322	719	69
Independent Totals		.250	52	168	18	42	9	1	4	18	21	37	2



CRISTIAN

@Cris_Perez18

ADV. SCOUTING COACH

PÉREZ

89

Age: 25 **Ht.:** 6-3 **Wt.:** 205 **B:** R **T:** R **Seasons In Majors:** None

Born: 7/24/95 **Birthplace:** Miami, FL **Resides:** Miami, FL

Joined Reds Organization: On 1/28/19, as assistant bullpen / advance scouting coach

Joined Major League Coaching Staff: On 1/28/19, as assistant bullpen/ advance scouting coach

PROFESSIONAL CAREER: Cristian Pérez is in his third season in the organization, his second as the Reds' advance scouting coach...on 1/28/19 joined new manager David Bell's staff as assistant bullpen / advance scouting coach...from April 2018 until he was hired by the Reds, he served as a fellow in the league economics and operations department at Major League Baseball's Office of the Commissioner in New York, where he focused on international first-year player acquisitions and Asian transfers...helped coordinate MLB's international drug and safety programs...during parts of the 2017 and 2018 seasons, Pérez worked as a baseball operations intern with the Arizona Diamondbacks.

ADVANCE SCOUTING COACHES
2019-21 Cristian Pérez

PERSONAL: Was born and raised in Miami...in 2013 graduated from Christopher Columbus High School...a former catcher, from 2013-2016 he played baseball for 3 seasons at Duke University before finishing his collegiate playing career in 2017 for the University of Southern California...while at Duke was named to the All-ACC Academic Team in 2015 and graduated with a bachelor of arts degree in sociology with a minor in economics and certification in markets and management...earned his master of science degree while playing at USC...finished his collegiate playing career at Duke and USC with 13 HR and 79 RBI in 170 games...follow on Twitter @Cris_Perez18.



JEFF

PICKLER

GAME PLANNING / OF COACH

61

Age: 45 Ht.: 5-10 Wt.: 186 B: L T: R Seasons In Majors: None

Born: 1/6/76 Birthplace: Garden Grove, CA Resides: Chandler, AZ

Joined Reds Organization: On 11/28/18, as game planning / outfield coach

Joined Major League Coaching Staff: On 11/28/18, as game planning / outfield coach

COACHING CAREER: Jeff Pickler is in his third season in the organization and in his fifth year as a coach on a Major League staff...spent the 2017 and 2018 seasons with the Twins as their outfield coach and coordinator of Major League development, a position in which he advised all coaches and players on game preparation and strategy and coordinated the communication between Minnesota's Major League staff and player development...began his professional baseball career in 2006 with the Diamondbacks and for 3 seasons served as their advance scout and consultant to the Major League staff...also worked for the Padres as a special assignment scout (2010, 2012-2014), for the Angels as minor league infield coordinator (2011) and for the Dodgers as a special assistant in their scouting and player development departments (2015-2016)...in 2009 worked for the University of Arizona as an assistant coach.

GAME PLANNING COACHES
2019-21 Jeff Pickler

PLAYING CAREER: The former infielder was selected by the Brewers in the 11th round of the June 1998 first-year player draft...played 8 seasons in the minor league systems of the Brewers (1998-2001), Rangers (2002-2004) and Rockies (2005).


PERSONAL: In 1994 graduated from Foothill (CA) High School...in 1995 attended Cypress (CA) Junior College, where he was an All-America selection...from 1996-1998 attended the University of Tennessee, where in 1998 he was the Scholar Athlete of the Year, Southeastern Conference Player of the Year and a consensus first team All-American...graduated magna cum laude with a bachelor of science degree in business administration with an emphasis in marketing...earned a master's degree in teaching and learning from National University...his father, Scott Pickler, has been the head coach at Cypress Junior College for 35 years and is a member of the American Baseball Coaches Association Hall of Fame...wife's name is Erica.

PICKLER'S CAREER TRANSACTIONS

-- Was selected by the Brewers in the 11th round of the 1998 first-year player draft.

Career Playing Record

Yr	Club	Avg.	G	AB	R	H	2B	3B	HR	RBI	BB	SO	SB
1998	Ogden - R	.364	71	280	55	102	22	0	4	49	39	25	20
1999	Stockton - A	.338	80	311	40	105	14	3	1	42	23	29	7
	Huntsville - AA	.279	51	183	20	51	8	1	1	23	15	25	9
2000	Huntsville- AA	.303	71	254	34	77	11	0	0	26	30	28	15
	Indianapolis - AAA	.307	56	189	34	58	6	1	1	20	24	27	14
2001	Huntsville - AA	.287	134	523	74	150	17	2	0	32	60	51	34
2002	Tulsa - AA	.167	6	24	2	4	0	0	0	0	2	3	1
	Oklahoma - AAA	.299	96	394	62	118	19	0	0	32	54	44	17
2003	Oklahoma - AAA	.222	125	486	68	108	20	5	2	36	64	74	32
2004	Oklahoma - AAA	.311	86	354	64	110	22	5	1	51	34	49	15
2005	Col. Springs - AAA	.331	128	423	72	140	26	6	5	50	41	46	16
Minor League Totals		.299	904	3421	525	1023	165	23	15	361	386	401	180



LEE

TUNNELL

BULLPEN COACH

60

Age: 60 Ht.: 6-1 Wt.: 180 B: R T: R Seasons In Majors: 6

Born: 10/30/60 Birthplace: Tyler, TX Resides: Oklahoma City, OK

Joined Reds Organization: On 11/1/05, as pitching coach at Class AAA Louisville; on 11/28/18, as bullpen coach

Joined Major League Coaching Staff: On 11/28/18, as bullpen coach

COACHING CAREER: In 2019, Lee Tunnell returned to the organization after 10 seasons with the Brewers...the Reds in 2019 led the NL with a franchise-record 1,552 strikeouts and ranked fourth in the NL with an ERA of 4.18, the staff's best since 2014 and almost half a run better than its 2018 ERA of 4.63... in 2020, the Reds' staff led the NL with 615 strikeouts (504ip), an NL record for strikeouts by pitchers through the first 60 games of a season, and the starting rotation led the NL with 381 strikeouts (311.1ip)...previously worked for the Reds in 2006, originally as pitching coach at Louisville before joining the Major League staff in March as interim bullpen coach, then from 2007-2008 as a pro scout...worked as the Brewers' minor league pitching coordinator from 2009 until 7/30/12, when he was promoted to bullpen coach on the Major League staff...remained in that position through the 2018 season...from 2016-2018 worked with Derek Johnson...the Brewers' cumulative team ERA of 3.94 ERA over the 2016-2018 seasons was the fourth-best in the National League in that span behind the Dodgers (3.49), Cubs (3.58) and Nationals (3.81)...in 2018, Brewers pitchers established team records for strikeouts in a season (1,428) and lowest opponents' BA (.233) and for only the second time in franchise history had 3 relievers with at least 10 saves (Corey Knebel, Jeremy Jeffress, Josh Hader)...the Brewers' bullpen produced 3 All-Stars in 2017 (Knebel) and 2018 (Hader, Jeffress)...the Brewers' bullpen set individual Major League single-season records for most consecutive games with a strikeout (45 in 2017), most consecutive strikeouts (16 in 2018) and most strikeouts by left-handed relievers (143 in 2018)...before he joined the Reds in 2006 worked for the Rangers from 1997-2005, including 7 seasons as a minor league pitching coach and 2 years as pitching coordinator...from 2007-2008 was the director of North America scouting for the Fukuoka SoftBank Hawks of the Japanese Pacific League.

MOST RECENT BULLPEN COACHES

2019-21	Lee Tunnell
2016-18	Ted Power
2014-16	Mack Jenkins
2008-13	Juan Lopez
2007	Tom Hume
2006	* Lee Tunnell
1996-2006	** Tom Hume
1994-95	Grant Jackson
1993	Don Gullett, Dave Miley
1992	John McLaren
1990-91	Larry Rothschild

* Interim bullpen coach

** In 2006 served as interim pitching coach

PLAYING CAREER: Was selected by Pittsburgh in the second round (40th overall) of the June 1981 amateur draft...appeared in the 1987 World Series for StL vs Min...his 28-inning scoreless streak for the Pirates in 1983 was the longest by a starter in the National League that season...from 1991-1993 pitched in Japan for Fukuoka.

PERSONAL: Graduated from Austin (TX) Anderson High School, where he played baseball, football and basketball...attended Baylor University...in 2018 earned a bachelor's degree in business management/leadership from Wisconsin Lutheran University...wife's name is Angie...has 4 children and 7 grandchildren.

Career Playing Record

Yr	Club	W-L	ERA	G	GS	CG	SHO	SV	IP	H	R	ER	BB	SO
1982	Pittsburgh	1-1	3.93	5	3	0	0	0	18.1	17	8	8	5	4
1983	Pittsburgh	11-6	3.65	35	25	5	3	0	177.2	167	81	72	58	95
1984	Pittsburgh	1-7	5.27	26	6	0	0	1	68.1	81	44	40	40	51
1985	Pittsburgh	4-10	4.01	24	23	0	0	0	132.1	126	70	59	57	74
1987	St. Louis	4-4	4.84	32	9	0	0	0	74.1	90	45	40	34	49
1989	Minnesota	1-0	6.00	10	0	0	0	0	12.0	18	8	8	6	7
Major League Totals		22-28	4.23	132	66	5	3	1	483.0	499	256	227	200	280

World Series Record

Yr	Club, Opponent	W-L	ERA	G	GS	CG	SHO	SV	IP	H	R	ER	HR	BB	SO	WP	BK
87	StL vs Min	0-0	2.08	2	0	0	0	0	4.1	4	2	1	1	2	1	0	0

TUNNELL'S CAREER TRANSACTIONS

- Was selected by the Pirates in the second round of the June 1981 amateur draft.
- Was acquired by the Cardinals in exchange for cash considerations, April 6, 1987.
- Was signed by the Twins, February 13, 1989.



ROLANDO

@RolandoValles4

ASSOCIATE COACH

VALLES

88

Age: 41 **Ht.:** 6-4 **Wt.:** 200 **B:** L **T:** L **Seasons In Majors:** None

Born: 7/27/79 **Birthplace:** Maracaibo, VZ **Resides:** Litchfield Park, AZ

Joined Reds Organization: On 1/24/19, as associate coach

Joined Major League Coaching Staff: On 1/24/19, as associate coach

COACHING CAREER: Rolando Valles (pronounced VAH-yes) is in his third season in the organization...on 1/24/19 was named associate coach on rookie manager David Bell's 2019 Major League staff...before joining the Reds spent 11 seasons in the player development system of the Brewers...joined that organization in 2008 and for 9 years served as Mil's minor league liaison to Latino players...in that role, he assisted with the off-field needs and development of the Brewers' non-English speaking players...was pitching coach for the rookie Arizona League Brewers from 2010-2013 and again in 2016 and pitching coach for Helena in the Pioneer League from 2014-2015 and 2017-2018.

ASSOCIATE COACHES
2019-21 Rolando Valles

PLAYING CAREER: Before joining the Brewers' player development department pitched for 10 seasons in the minor leagues and independent leagues...in April 1997 was signed by the Astros as a non-drafted free agent...after 5 years in Hou's system, played in independent leagues with the Amarillo Dillas (2002-2003) and New Haven County Cutters (2005-2007)...in 2007 served as New Haven County's player/pitching coach.

PERSONAL: The native of Venezuela lives in the Phoenix suburb of Litchfield Park with wife Angelica and children Rolando and Claudia...follow on Twitter @RolandoValles4.

VALLES' CAREER TRANSACTIONS

- Was signed by the Astros as a non-drafted free agent, April 11, 1997.

Career Playing Record

Yr	Club	W-L	ERA	G	GS	CG	SHO	SV	IP	H	R	ER	BB	SO
00	Martinsville - R	5-2	3.43	19	0	0	0	3	39.1	34	17	15	20	32
01	Pittsfield - A	2-2	5.50	22	0	0	0	0	34.1	48	29	21	20	35
02	Amarillo - IND	2-0	4.71	34	2	0	0	0	49.2	64	28	26	10	37
03	Amarillo - IND	10-5	3.82	21	20	1	0	0	125.0	145	61	53	26	81
05	New Haven County - IND	9-6	3.59	18	18	3	1	0	125.1	145	60	50	27	85
06	New Haven County - IND	9-5	2.81	18	18	2	0	0	118.1	103	41	37	23	74
07	New Haven County - IND	5-5	3.56	21	15	1	1	0	103.2	114	56	41	24	60
Minor League Totals		7-4	4.40	41	0	0	0	3	73.2	82	46	36	40	67
Independent Totals		35-21	3.57	112	73	7	2	0	522.0	571	246	207	110	337



ALAN ZINTER

HITTING COACH

59

Age: 52 **Ht.:** 6-2 **Wt.:** 200 **B:** S **T:** R **Seasons In Majors:** 2

Born: 5/19/68 **Birthplace:** El Paso, TX **Resides:** Gilbert, AZ

Joined Reds Organization: On 10/24/19, as hitting coach

Joined Major League Coaching Staff: On 10/24/19, as hitting coach

COACHING CAREER: Alan Zinter is in his second season in the organization...spent the 2018 and 2019 seasons as Assistant Director of Player Development, Offense, for the Giants...was the assistant hitting coach for the Astros in 2015 and hitting coach for the Padres in 2016 and 2017...prior to his service with those Major League teams, he served as a minor league hitting coach for the Diamondbacks from 2008-2011 and from 2012-2014 worked for the Indians as their minor league hitting coordinator.

PLAYING CAREER: The former catcher and first baseman was selected by the Mets in the first round (24th overall) of the June 1989 amateur draft...was drafted by the Padres in the 23rd round in 1986 but did not sign...played 19 seasons in the minor leagues and parts of 2 seasons in the Major Leagues with the Astros (2002) and Diamondbacks (2004)...in 1999 played for the Seibu Lions of the Japan Pacific League.

PERSONAL: Attended Hanks High School in El Paso, TX and the University of Arizona...played for the USA Baseball collegiate team...resides in Gilbert, AZ with wife Yvonne, son Michael and daughter Franklynn.

ZINTER'S CAREER TRANSACTIONS

- Was selected by the Padres in the 23rd round of the June 1986 amateur draft. Did not sign.
- Was selected by the Mets in the first round (24th overall) of the June 1989 amateur draft.
- Was acquired by the Tigers for 1B Rico Brogna.
- Was signed by the Red Sox, December 13, 1995.
- Was signed by the Mariners, November 29, 1996.
- Was signed by the Cubs, December 4, 1997.
- Was signed by the Cubs, November 12, 1998.
- Contract was purchased by the Seibu Lions of the Japan Pacific League, April 28, 1999.
- Was signed by the Cubs, November 7, 1999.
- Was acquired by the Diamondbacks as part of a conditional trade, August 23, 2000.
- Was signed by the Astros, November 1, 2000.
- Was signed by the Astros, November 29, 2002.
- Was signed by the Diamondbacks, November 7, 2003.
- Was signed by the Astros, January 9, 2006.

MOST RECENT HITTING COACHES			
2020-21	Alan Zinter	2003	Ray Knight, Tom Robson
2019	Turner Ward	2002	Jim Lefebvre
2014-18	Don Long	2001	Ken Griffey Sr.
2007-13	Brook Jacoby	1999-2000	Denis Menke
2004-06	Chris Chambliss	1997-98	Ken Griffey Sr.
		1997	Denis Menke
		1995-96	Hal McRae
		1993-94	Ray Knight
		1987-92	Tony Perez
		1985-87	Billy DeMars
		1970-84	Ted Kluszewski

Career Playing Record

Yr	Club	Avg.	G	AB	R	H	2B	3B	HR	RBI	BB	SO	SB
1989	St. Lucie - A	.239	48	159	17	38	10	0	3	32	18	31	0
	Pittsfield - A	.366	12	41	11	15	2	1	2	12	12	4	0
1990	Jackson - AA	.200	6	20	2	4	1	0	0	1	3	11	1
	St. Lucie - A	.291	98	333	63	97	19	6	7	63	54	70	8
1991	Williamsport - AA	.220	124	422	44	93	13	6	9	54	59	106	3
1992	Binghamton - AA	.223	128	431	63	96	13	5	16	50	70	117	0
1993	Binghamton - AA	.262	134	432	68	113	24	4	24	87	90	105	1
1994	Toledo - AAA	.238	134	471	66	112	29	5	21	58	69	185	13
1995	Toledo - AAA	.222	101	334	42	74	15	4	13	48	36	102	4
1996	Pawtucket - AAA	.269	108	357	78	96	19	5	26	69	58	123	5
1997	Tacoma - AAA	.287	110	404	69	116	19	4	20	70	64	113	3
1998	Iowa - AAA	.310	129	419	82	130	23	1	23	81	75	116	3
1999	Iowa - AAA	.255	14	51	7	13	2	0	3	8	5	13	0
	Seibu - JAPAN	.202	61	173	20	35	8	0	8	28	35	59	2
	Iowa - AAA	.227	90	233	27	53	12	2	14	35	39	78	0
2000	Tucson - AAA	.361	11	36	9	13	5	1	1	5	8	8	0
2001	New Orleans - AAA	.265	104	332	58	88	16	0	19	65	33	85	1
2002	Houston	.136	39	44	5	6	2	0	2	3	0	19	0
	New Orleans - AAA	.231	63	225	30	52	14	0	11	39	22	64	2
2003	New Orleans - AAA	.254	114	342	48	87	17	0	17	57	36	77	1
2004	Arizona	.206	28	34	2	7	2	0	1	6	5	15	0
	Tucson - AAA	.335	54	179	28	60	12	2	7	39	24	33	0
2005	Tucson - AAA	.216	47	111	9	24	4	1	2	14	12	30	0
2006	Round Rock - AAA	.259	99	212	41	55	11	2	12	44	35	63	1
2007	Somerset - IND	.261	93	299	51	78	18	0	13	43	43	75	0
Major Totals		.167	67	78	7	13	4	0	3	9	5	34	0
Minor Totals		.258	1728	5544	862	1429	280	49	250	931	822	1534	46
Japan Totals		.202	61	173	20	35	8	0	8	28	35	59	2
Independent Totals		.261	93	299	51	78	18	0	13	43	43	75	0

BASEBALL OPERATIONS SUPPORT STAFF



BO THOMPSON - Manager of Advance Scouting

Bo Thompson is in his seventh season with the Reds organization, his third as manager of advance scouting. He joined the organization full-time in November 2014 following an internship in the front office over the 2013 and 2014 seasons. He worked as a baseball operations analyst in 2015 and 2016 and served as the manager of Major League video operations in 2017 and 2018. In that most recent role, Bo was involved in the collection of video, advance scouting and instant replay decision-making. A native of Boyd County, KY, he graduated from the University of Kentucky in 2011 with a degree in accounting and business management before earning his MBA from UK in 2013. While in school, Bo was as an equipment manager and office assistant for the UK baseball team before he was named director of baseball operations from 2012-2013. Bo resides in Cincinnati.



GARY HALL - Coordinator of Major League Video & Technology

Gary Hall is in his second season as the Coordinator of Major League Video and Technology after spending the previous 4 seasons as minor league video coordinator at the complex in Goodyear. Hall is involved in the collection of video and in assisting with the advance scouting process. Prior to his time with the Reds, he spent the 2015 season as a baseball operations intern with the Orioles. Gary began his baseball career with the Pirates as the minor league operations fellow (2013-14), minor league video coordinator (2011-12) and minor league video intern (2010). A native of East Hampton, CT, in 2009 Hall graduated from Endicott College in Beverly, MA.



JAMES BRAND - Major League Analyst

James Brand is in his fourth season in the organization, the third in his current position. In 2019, he became the first to fill the club's new traveling position of Major League team analyst and returns in that role. In 2018, Brand worked in the Reds' analytics department while enrolled in the University of Cincinnati's business analytics masters program. He is a graduate of Purdue University, where he majored in mathematics and statistics. In his current role, Brand travels with the club and is engaged in all Major League coach and player data and analysis requests, assists with the advance scouting process and works with the coaching staff to determine data driven methods for player improvement.



JORGE MERLOS - Spanish Language Translator / Media Relations Assistant

Jorge Merlos is in his sixth season in the organization, his second as Spanish language translator and media relations assistant for the Major League team. He was hired in February 2016 as an intern for the Reds Community Fund and in February 2018 was promoted to outreach coordinator for the RCF. He worked in that capacity until he joined the Reds' traveling party in February 2020. Merlos graduated in December 2015 with a bachelor of science degree in sports media from Ithaca College. He covered the Cornell University women's hockey team for ICTV and worked as a sports update host and play-by-play broadcaster for baseball and soccer on WICB and WVIC Radio. Merlos lives in Cincinnati.



LUKE SHINODA - Japanese Language Translator / Media Relations Coordinator

Luke Shinoda is in his second season in the organization. He was hired after the team signed, in January 2020, Pacific League All-Star outfielder Shogo Akiyama. Shinoda began his career in professional baseball in May 2016, when he was hired by Major League Baseball as an account executive assistant for its office in Tokyo. Following jobs with the 2017 World Baseball Classic and Beverly Hills Sports Council, he worked in the public and media relations departments of the Rancho Cucamonga Quakes (2018), New York Yankees (spring training 2019) and Los Angeles Angels of Anaheim (regular season 2019). In 2019, he graduated from Loyola Marymount University with a bachelor of arts degree in international relations.

MEDICAL STAFF

STEVE BAUMANN - Head Athletic Trainer, A.T.C.

Steve Baumann is in his sixth season as Head Athletic Trainer and in his 17th season overall on the Major League staff. He was named to his current position in November 2015 after spending 11 years as the Reds' Assistant Athletic Trainer. Steve joined the Reds full-time in November 1999 following an internship with the Major League team, then spent the next 5 seasons as a minor league athletic trainer. Steve worked at Rookie Billings from 2000-2002, at Class AA Chattanooga in 2003 and at Class AAA Louisville in 2004. In the fall of 2004, he worked in the Arizona Fall League. In 2017, Steve was one of the athletic trainers representing the National League at the All-Star Game in Miami. A native of Cincinnati, he graduated from the University of Cincinnati with a bachelor's degree in health promotion and education. He is a member of the National Athletic Trainers Association (NATA), Ohio Athletic Trainers

Association (OATA) and the Greater Cincinnati Athletic Trainers Association (GCATA). Steve and his wife Rachel reside in Mason with children Andrew and Natalie.


JIMMY MATTOCKS - Assistant Athletic Trainer, M.S., A.T.C. C.S.C.S.

Jimmy Mattocks is in his 16th season as an athletic trainer in the organization and in his sixth as Major League Assistant Athletic Trainer. He spent 5 seasons from 2011-2015 as the head athletic trainer for Class AAA Louisville. He also served as the athletic trainer for Reds affiliates in Rookie Billings (1 season), Class A Dayton (1 season) and Class AA Chattanooga/Carolina (3 seasons). A 2000 graduate of Washington High School in Phoenix, Mattocks earned his bachelor's degree in athletic training in 2004 from Northern Arizona University. In 2006, he earned a master's degree in exercise and sport science from Oregon State University while working as the athletic trainer for the men's soccer team. Jimmy lives in Northern Kentucky with his wife Alma and son Brady.


TOMÁS VERA - Assistant Athletic Trainer, A.T.C.

Tomás Vera, 53, is in his 11th season as Reds Assistant Athletic Trainer, his 31st in professional baseball. He joined the organization in September 2006 as a minor league athletic trainer (Sarasota 2007-2008, Louisville 2009-2010). Prior to joining the Reds, he worked 12 years in the White Sox organization (Kannapolis 2004-2006, Great Falls 2003, Bristol 2002, Phoenix 2001, Tucson 1998-2000, Sarasota 1995-1997). In 1994, Tomás also worked for the Brewers in spring training/extended spring training. In 1990 he began his baseball career with the Venezuela Summer League's Azucareros de la Victoria and worked as an athletic trainer in the Venezuela Winter League with Aragua, Caracas, Cabimas and Pastora (1990-1996, 2009, 2012). He also spent time in the Dominican Winter League with Linceo (1999-2002). Vera was the head athletic trainer for Venezuela in the 2006, 2009, 2013 and 2017 World Baseball Classics. He

received his degree in physical education from UPEL-Venezuela and is recognized as the first Venezuelan certified member of the NATA. Tomás is the son of Leandro Vera Fortique and Hilda Oviedo de Vera. He was born in Caracas, Venezuela and lives in Sarasota with wife Mariela and children Rafael and Carolina.

HEAD ATHLETIC TRAINERS

Steve Baumann	2016-present
Paul Lessard.....	2010-2015
Mark Mann.....	2003-2009
Greg Lynn.....	1993-2002
Larry Starr.....	1972-1992
Bill Cooper.....	1968-1971
Al "Hump" Wylder.....	1965-1967
"Doc" Rhode.....	1960-1964
"Doc" Wayne Anderson.....	1951-1959
Bob Bohn.....	1948-1950

ASSISTANT ATHLETIC TRAINERS

Jimmy Mattocks	2016-present
Tomas Vera	2011-present
Steve Baumann.....	2005-2015
Tim Elser.....	2004-2006
Nick Kenney.....	2003-2004
Lonnie Soloff.....	2003
Mark Mann.....	1995-2002
Doug Spreen.....	1992-1994
Dan Wright.....	1990-1991
Joe Harvey.....	1982-1989



ROB FUMAGALLI - Director of Strength & Conditioning, C.S.C.S., RSCC*D

Rob Fumagalli is in his first season in the organization. As part of the Reds' health and performance department, he will provide leadership oversight of strength and conditioning for the Major League team and throughout the player development system. Rob spent the 2020 season as assistant strength and conditioning coach for the Texas Rangers following a decade of service with the Seattle Mariners, first as strength and conditioning specialist (2010-2013) and then as strength and conditioning coordinator (2014-2019). He received his bachelor of science degree in kinesiology/preventative rehabilitation from Northern Illinois University.



MORGAN GREGORY - Assistant Director, Strength & Conditioning, M.S., RSCC, PES

Morgan Gregory is in his ninth season in the organization, his first as assistant director of strength and conditioning. He worked the previous 3 seasons as the organization's strength and conditioning coordinator. He spent the 2016 and 2017 seasons as the assistant strength and conditioning coordinator working mainly with rehab players and with the Latin American Academy. Morgan was the strength and conditioning coach at Class A Dayton (2013-2014) and at Class A Daytona (2015). In 2014, he earned his master's degree in performance enhancement and injury prevention from the California University of Pennsylvania and in 2011 graduated from Carson-Newman College with a bachelor's degree in exercise science. Morgan resides in Goodyear, AZ.



BRAD EPSTEIN - Director of Physical Therapy / Rehab, PT, DPT, ATC

Brad Epstein is in his 12th season in the organization, his fifth as Director Physical Therapy / Rehab. He spent the 2010-2016 seasons as physical therapist/rehabilitation coordinator. Before joining the Reds, in 2009 Brad worked as a physical therapist at New York SportsMed and at Physical Therapy in New York City. He also completed internships with the New York Jets, Cleveland Indians and Toronto Blue Jays. A 2001 graduate of Watkins Mill High School in Gaithersburg, Maryland, in 2005 Epstein received a bachelor's degree in athletic training and pre-physical therapy from Baldwin-Wallace University and in 2009 he earned a doctorate of physical therapy from Columbia University. Brad and his wife, Randi, live in Cincinnati with their 8-year-old son, Parker Reid.



ASHLEY MEUSER - Major League Sports Dietitian, MS, RDN, CSSD, LD, CLT

Ashley Meuser is in her third year in the organization, her second as the Major League team's sports dietitian. She spent 2019 as the organization's coordinator of minor league nutrition and the 3 previous seasons (2016-2018) consulting with the Reds as the minor league sports dietitian. She also serves as the dietitian for the Flying Pig Marathon events. Prior to joining the Reds, she worked as a wellness director and sports dietitian for a wellness and fitness company, and as a consultant for Cincinnati-area high school football programs. Ashley earned her bachelor's degree in human nutrition from The Ohio State University in 2008 and her master's degree in nutritional sciences from the University of Cincinnati in 2010. She completed her dietetic internship from Indiana University-Purdue University, Indianapolis in 2012, where part of her internship was spent in Orlando working with University of Central Florida athletics. She is a Certified Specialist in Sports Dietetics (CSSD). She lives in Cincinnati.



TAKESHI YAMAMOTO - Health & Performance Specialist

Takeshi Yamamoto joined the Reds in spring 2020 after the January signing of free agent OF Shogo Akiyama. Born in Miyagi-Prefecture, Watari Town, Japan, Takeshi began his professional sports career at the Komori Sports Massage Facility (1994-2004). As the athletic trainer for Japan's national ski team (2001-2002), he worked at the 2002 Winter Olympics in Salt Lake City. In 2004 he joined the Saitama Seibu Lions as a medical trainer and worked there through 2019, including 4 seasons as chief trainer after a 2016 promotion. He was a member of the 2004 and 2008 Japan champion clubs. Yamamoto graduated in 1990 from Toyo University with a pre-law degree and in 1994 from Akamon Acupuncture School. Takeshi, 51, lives in Saitama-Prefecture, Tokorozawa, Japan with wife Shima and children Kentaro and Shotaro.

CLUBHOUSE STAFF

RICK STOWE - Senior Director, Clubhouse Operations

Rick Stowe began his career as a bat boy and performed those duties from 1981-1983, when he became an assistant to his father, Bernie Stowe. In 1997, he was promoted to his current position. Rick is responsible for the day-to-day operations of the Reds' clubhouse, including the ordering of supplies and equipment and the upkeep of all equipment. In November 2001, Rick was named to the board of directors for the Cincinnati Reds Community Fund, for which he serves as chairman of the player relations committee. Rick and his wife, Marsha, reside in Cincinnati with their children Luke, Erica, Noah and Gabriel.


MARK STOWE - Home Clubhouse Assistant

In 1975, Mark Stowe became the first of Bernie Stowe's sons to join the Reds and, like his father, started out as a bat boy. Mark continued to work for his father in the Reds' clubhouse before he was named Visiting Clubhouse Manager in 1997. He returned to the home clubhouse prior to the 2019 season and assists in the ordering of all equipment and clubhouse supplies and in the general upkeep of the Reds' clubhouse. Mark and his wife, Ann, reside in Cincinnati with their children Emily, Adam and Molly. They have one granddaughter, Gwen.


JOSH STEWART - Visiting Clubhouse Manager

Josh Stewart is responsible for running the visiting team's clubhouse during the regular season and assists in the Reds' clubhouse during Spring Training. He joined the organization in 1994 as a ball boy and visiting clubhouse attendant. He was a bat boy during the 1995 season and the next year began working in the visiting clubhouse. Josh worked in the clubhouse on the visiting side until 2003, when he was promoted to Rick Stowe's assistant in the Red' clubhouse. Prior to the 2019 season, he returned to the visiting clubhouse as manager. He graduated from the University of Cincinnati with a bachelor's degree in business (marketing). Josh often sings the National Anthem prior to games. He lives in Cincinnati with wife Amberly, son Johnny and daughter Lucy.

TEAM TRAVEL

GARY WAHOFF - Senior Director, Team Travel

Gary Wahoff is entering his 33rd season with the Reds, his 26th as the Major League club's Director of Travel. He is responsible for coordinating all phases of travel for Reds' players and staff, including all spring training arrangements in Goodyear, Arizona. Following the 2002 season, Wahoff was voted Traveling Secretary of the Year by his peers. Wahoff began his career in the stadium operations department and was named to his current position in February 1996. Prior to his current assignment, he spent 3 years as the club's field superintendent. He graduated in 1992 from Xavier University, where he earned his degree in finance. Gary and wife Kristine reside in Northern Kentucky with sons Max, Elliot and Henry and daughter Gretchen.

MEDIA RELATIONS STAFF



ROB BUTCHER - Vice President, Media Relations

Rob Butcher joined the Reds as director of media relations on January 6, 1997 and was named vice president on December 27, 2016. He is in his 33rd season in professional baseball, his 28th in the Major Leagues and his 25th with the Reds. In December 2006, Butcher received Major League Baseball's Robert O. Fishel Award for public relations excellence. In 1988 he began his front office career as an intern with the Class AAA Columbus Clippers and worked there 5 seasons before he was named assistant director of media relations for the New York Yankees in March 1993. In June 1993, he was promoted to New York's director of media relations and held that position for 3 seasons until December 21, 1995. On behalf of Major League Baseball, Butcher has worked 22 All-Star Games (1994, 1995, 1999, 2001-2019) and 21 World Series (1995, 1997, 2000-11, 2013-2019). In March 2006, March 2009

and March 2017 he served as MLB's press liaison for Team USA during the World Baseball Classic and in November 2012 served as MLB's public relations liaison at the Taiwan qualifier for the 2013 WBC. Team USA won the gold medal at the 2017 WBC. Butcher graduated in 1981 from Wilmington (OH) High School and in 1985 from the University of Dayton with a degree in broadcasting and journalism. In August 1989, he received his master's degree in sport management from The Ohio State University. In September 2001, Rob was inducted into the Clinton County (OH) Sports Hall of Fame. He ran the 2010 Boston Marathon in 3:24:59. Butcher and his wife, Dana, live in the Northern Kentucky suburb of Park Hills with their border collie, Montego.



LARRY HERMS - Director, Media Relations

Larry Herms is in his 24th season with the Reds, all in the media relations department. He joined the Reds as a media relations intern in January 1998, was named media relations assistant in November of that year and from 2006-2016 spent 11 seasons as assistant director of media relations before he was named director on December 27, 2016. On behalf of Major League Baseball, Herms has worked 7 National League Championship Series (2006-09, 2011, 2014, 2016) and the 2015 All-Star Game at Great American Ball Park. He began his baseball career in 1997 as an intern in the front office of the Class AAA American Association. A graduate of Cincinnati's Elder High School, he earned a bachelor of arts degree in communications from the University of Cincinnati in 1998. During the 2010-2011 basketball season, Herms filled in as the sports information department contact for the Bearcats men's basketball team. Larry and wife Maggie reside in Cleves with their daughter, Eden Elizabeth.



JAMIE RAMSEY - Director, Media Relations, Digital Content

Jamie Ramsey is in his 24th season in the Reds organization and his 21st season in the media relations department. He joined the organization in 1997 as a member of the Cinergy Field grounds crew and worked in that capacity until his promotion to the front office in 2000, first working as an intern and then as a media relations assistant. In 2006 he was named assistant director of media relations, and in November 2012 he added digital content to his title. Jamie was named director on December 27, 2016. On behalf of Major League Baseball, he worked 5 National League Championship Series (2008-09, 2011, 2013-14) and the 2015 All-Star Game at Great American Ball Park. Born and raised in nearby Hamilton, Ramsey is a 1999 graduate of Miami University. He created the Better Off Red blog in 2009 and hosted every episode of its titular podcast. Ramsey and his wife, Melissa, live in Montgomery with twin daughters Eleanor and Jocelyn.

MAJOR LEAGUE BASEBALL'S ROBERT O. FISHEL AWARD FOR PUBLIC RELATIONS EXCELLENCE

Robert O. Fishel (1981)	Phyllis Merhige (1991)	Rob Matwick (2001)	Jim Trdinich (2011)
Bob Brown (1982)	Richard Griffin (1992)	Mike Swanson (2002)	Staci Slaughter (2012)
Larry Shenk (1983)	John Blake (1993)	Rick Vaughn (2003)	Tim Hevly (2013)
Red Patterson (1984)	Katy Feeney (1994)	Jeff Idelson (2004)	Jason Zillo (2014)
Jim Ferguson (1985)	Howard Starkman (1995)	Randy Adamack (2005)	Brian Bartow (2015)
Fred Claire (1986)	Bill Guilfoile (1996)	Rob Butcher (2006)	Bart Swain (2016)
Jim Toomey (1987)	Dick Bresciani (1997)	Richard Levin (2007)	Gene Dias (2017)
Tom Mee (1988)	Jay Horwitz (1998)	Scott Reifert (2008)	Josh Rawitch (2018)
Donald Davidson (1989)	Bob DiBiasio (1999)	Pat Courtney (2009)	Tyler Barnes (2019)
Ned Colletti (1990)	Tim Mead (2000)	Jay Alves (2010)	Dustin Morse (2020)

HOW THE 2021 REDS WERE BUILT (40-MAN ROSTER)
MAJOR LEAGUE FREE AGENTS

Player	Date Signed
Shogo Akiyama, OF	1/6/20
Nick Castellanos, OF	1/27/20
Sean Doolittle, LHP	2/8/21
Kyle Farmer, IF	12/3/20
Edgar García, RHP	12/23/20
Wade Miley, LHP	12/18/19
Mike Moustakas, IF	12/5/19

NON-DRAFTED AMATEUR FREE AGENTS (SIGNING SCOUT)

Player	Date Signed
Aristides Aquino, OF (Richard Jimenez)	1/18/11
Jose Garcia, SS (Chris Buckley, et al)	6/8/17
Vladimir Gutierrez, RHP (Tony Arias)	9/7/16

MINOR LEAGUE FREE AGENTS

Player	Date Signed
-	-

WAIVER CLAIMS

Player	From	Date Claimed
Deivy Grullón, C	Bos	12/23/20
Max Schrock, IF	Chc	2/10/21

FIRST-YEAR PLAYER DRAFT

Player	Round (Overall)	Year
Tejay Antone, RHP	5	2014
Tucker Barnhart, C	10	2009
Alex Blandino, INF	1 (29)	2014
Amir Garrett, LHP	22	2011
Ryan Hendrix, RHP	5	2016
Michael Lorenzen, RHP	1A (38)	2013
Tyler Mahle, RHP	7	2013
Sal Romano, RHP	23rd	2011
Tony Santillan, RHP	2	2015
Nick Senzel, OF	1 (2)	2016
Jared Solomon	11	2017
Tyler Stephenson, C	1 (11)	2015
Joey Votto, 1B	2	2002
Jesse Winker, OF	1A (49)	2012

RULE 5 DRAFT SELECTIONS

Player	From	Year
Mark Payton, OF	Oak	2019

ACQUIRED BY TRADE

Player	From	Date	In exchange for:
Brandon Bailey, RHP	Astros	11/20/20	Cash
Luis Castillo, RHP	Marlins	1/19/17	With RHP Austin Brice and minor league OF Isaiah White for RHP Dan Straily
José De León, RHP	Rays	11/20/19	Cash and a player to be named
Sonny Gray, RHP	Yankees	1/21/19	Along with minor league LHP Reiver Sanmartin for IF Shed Long and Cin's 2019 Compensation Balance A draft pick
Scott Heinemann, OF	Rangers	12/16/20	Minor league OF Jose Acosta
RHP Jeff Hoffman, RHP	Rockies	11/25/20	Along with minor league RHP Case Williams for RHP Robert Stephenson and minor OF Jameson Hannah
Kyle Holder, INF	Phillies	1/30/21	Cash
Riley O'Brien, RHP	Rays	8/28/20	LHP Cody Reed
Cionel Pérez, LHP	Astros	1/23/21	Minor league C Luke Berryhill
Hector Perez, RHP	Blue Jays	1/22/21	Player to be named or cash
Noé Ramirez, RHP	Angels	12/7/20	Along with player to be named for RHP Raisel Iglesias and cash
Lucas Sims, RHP	Braves	7/30/18	Along with OF Preston Tucker and RHP Matt Wisler for OF Adam Duvall
Eugenio Suárez, IF	Tigers	12/11/14	Along with RHP Jonathon Crawford for RHP Alfredo Simon
Art Warren, RHP	Rangers	1/6/21	Cash

NICK KRALL'S ACQUISITIONS SINCE MAY 9, 2018 (40-MAN ROSTER)

MAJOR LEAGUE FREE AGENTS

Player	Date Signed
Shogo Akiyama, OF	1/6/20
Nick Castellanos, OF	1/27/20
Sean Doolittle, LHP	2/8/21
Kyle Farmer, IF	12/3/20
Edgar García, RHP	12/23/20
Wade Miley, LHP	12/18/19
Mike Moustakas, IF	12/5/19

FIRST-YEAR PLAYER DRAFT

Player	Round (Overall)	Year
-	-	-

RULE 5 DRAFT SELECTIONS

Player	From	Year
Mark Payton, OF	Oak	2019

NON-DRAFTED AMATEUR FREE AGENTS (SIGNING SCOUT)

Player	Date Signed
-	-

MINOR LEAGUE FREE AGENTS

Player	Date Signed
-	-

WAIVER CLAIMS

Player	From	Date Claimed
Deivy Grullón, C	Bos	12/23/20
Max Schrock, IF	Chc	2/10/21

ACQUIRED BY TRADE

Player	From	Date	In exchange for:
Brandon Bailey, RHP	Astros	11/20/20	Cash
José De León, RHP	Rays	11/20/19	Cash and a player to be named
Sonny Gray, RHP	Yankees	1/21/19	With minor league LHP Reiver Sanmartin for IF Shed Long and Cin's 2019 Compensation Balance A draft pick
Scott Heinemann, OF	Rangers	12/16/20	Minor league OF Jose Acosta
RHP Jeff Hoffman, RHP	Rockies	11/25/20	Along with minor league RHP Case Williams for RHP Robert Stephenson and minor OF Jameson Hannah
Kyle Holder, INF	Phillies	1/30/21	Cash
Riley O'Brien, RHP	Rays	8/28/20	LHP Cody Reed
Cionel Pérez, LHP	Astros	1/23/21	Minor league C Luke Berryhill
Hector Perez, RHP	Blue Jays	1/22/21	Player to be named or cash
Noé Ramirez, RHP	Angels	12/7/20	Along with player to be named for RHP Raisel Iglesias and cash
Lucas Sims, RHP	Braves	7/30/18	Along with OF Preston Tucker and RHP Matt Wisler for OF Adam Duvall
Art Warren, RHP	Rangers	1/6/21	Cash

#	CATCHERS (3)	B	T	HT	WT	Age	Born	Birthplace	Resides	2020 Club(s)	AVG	G	AB	R	H	2B	3B	HR	RBI	BB	SO	SB	E	MLS
16	BARNHART, Tucker	L	R	5-11	192	30	1/17/91	Indianapolis, IN	Zionsville, IN	Cincinnati	.204	38	98	10	20	3	0	5	13	12	28	0	0	6.075
82	GRULLÓN, Derly	R	R	5-11	240	25	2/17/96	Bonao, DR	Bonao, DR	Boston	.333	1	3	0	1	0	0	0	1	1	1	0	0	0.032
37	STEPHENSON, Tyler	R	R	6-4	225	24	8/16/96	Atlanta, GA	Kennesaw, GA	Cincinnati #Dayton - A	.100	1	2	0	0	0	0	0	0	0	1	0	0	0.056

#	INFELDERS (8)	B	T	HT	WT	Age	Born	Birthplace	Resides	2020 Club(s)	AVG	G	AB	R	H	2B	3B	HR	RBI	BB	SO	SB	E	MLS
0	BLANDINO, Alex	R	R	6-0	190	28	11/6/92	PaloAlto, CA	Gilroy, CA	Cin's Alternate Training Site	-	-	-	-	-	-	-	-	-	-	-	-	-	1.108
17	FARMER, Kyle	R	R	6-0	195	30	8/17/90	Atlanta, GA	Atlanta, GA	Cincinnati	.266	32	64	4	17	3	0	0	4	5	13	1	2	2.129
38	GARCIA, Jose	R	R	6-2	175	22	4/5/98	Havana, Cuba	Pompano Beach, FL	Cincinnati	.194	24	67	4	13	0	0	0	2	1	26	1	2	0.092
31	HOLDER, Kyle	L	R	6-1	204	26	5/25/94	San Diego, CA	San Diego, CA	NY's Alternate Training Site	-	-	-	-	-	-	-	-	-	-	-	-	-	0.000
9	MOUSTAKAS, Mike	L	R	6-0	225	32	9/11/88	Los Angeles, CA	Malibu, CA	Cincinnati	.230	44	139	13	32	9	0	8	27	18	36	1	1	9.111
32	SCHROCK, Max	L	R	5-9	185	26	10/12/94	Bremerton, WA	Cary, NC	St. Louis	.176	11	17	1	3	0	0	1	1	0	0	0	0	0.075
7	SUÁREZ, Eugenio	R	R	5-11	213	29	7/18/91	Puerto Ordaz, VZ	Pinecrest, FL	Cincinnati	.202	57	198	29	40	8	0	15	38	30	67	2	5	6.061
19	VOTTO, Joey	L	R	6-2	220	37	9/10/83	Toronto, Ontario, CN	Toronto, Ontario, CN	Cincinnati	.226	54	186	32	42	8	0	11	22	37	43	0	5	13.027

#	OUTFIELDERS (7)	B	T	HT	WT	Age	Born	Birthplace	Resides	2020 Club(s)	AVG	G	AB	R	H	2B	3B	HR	RBI	BB	SO	SB	E	MLS
4	AKIYAMA, Shogo	L	R	6-0	190	32	4/16/88	Yokosuka, Japan	Yokosuka, Japan	Cincinnati	.245	54	155	16	38	6	1	0	9	25	34	7	0	1.000
44	AQUINO, Aristides	R	R	6-4	220	26	4/22/94	Santo Domingo, DR	Santo Domingo, DR	Cincinnati	.170	23	47	7	8	1	0	2	8	6	18	1	0	1.005
2	CASTELLANOS, Nick	R	R	6-4	203	29	3/4/92	Hialeah, FL	Davie, FL	Cincinnati	.225	60	218	37	49	11	2	14	34	19	69	0	3	7.029
26	HEINEMAN, Scott	R	R	6-1	220	28	12/4/92	Santa Monica, CA	Pacific Palisades, CA	Texas	.154	24	52	6	8	3	0	1	7	2	11	3	1	1.132
34	PAYTON, Mark	L	L	5-8	180	29	12/7/91	Orland Park, IL	Orland Park, IL	Cincinnati	.167	8	18	0	3	1	0	0	0	0	5	1	0	0.031
15	SENZEL, Nick	R	R	6-1	205	25	6/29/95	Atlanta, GA	Knoxville, TN	Cincinnati	.186	23	70	8	13	6	0	2	8	6	15	2	1	1.150
33	WINNER, Jesse	L	L	6-3	215	27	8/17/93	Buffalo, NY	Orlando, FL	Cincinnati	.255	54	149	27	38	7	0	12	23	28	46	1	0	3.080

Ages as of Opening Day 2021, * Led National League
 RHP Art Warren spent 2 days on the Maimers' roster but did not appear in a game
 LHP R.J. Alaniz spent 3 days on the Reds' roster but did not appear in a game

Non-Roster Invitees To 2021 Major League Spring Training Camp (14)

#	PITCHERS (8)	B	T	HT	WT	Age	Born	Birthplace	Resides	2020 Club(s)	W-L	ERA	G	GS	CG	SHO	SV	IP	H	R	ER	BB	SO	MLS
51	ALANIZ, R.J.	R	R	6-4	220	29	6/14/91	McAllen, TX	Alamo, TX	Cincinnati	0-0	--	0	0	0	0	0	0.0	0	0	0	0	0	0.065
83	BALL, Matt	R	R	6-5	200	26	1/23/95	San Diego, CA	Bonita, CA	Sugar Land - IND	0-1	2.70	5	2	0	0	0	10.0	7	4	3	6	14	0.000
46	BEDROSIAN, Cam	R	R	6-1	225	29	10/2/91	Senola, GA	Senola, GA	LA Angels	0-0	2.45	11	0	0	0	0	14.2	10	4	4	6	11	5.153
53	BIDDLE, Jesse	L	L	6-5	220	20	10/22/91	Philadelphia, PA	Kissimmee, FL	Cincinnati	0-0	0.00	1	0	0	0	0	0.2	1	0	0	1	1	3.088
48	CARLE, Shane	R	R	6-4	215	29	8/30/91	Santa Cruz, CA	Santa Cruz, CA	Nashville - AAA	-	--	-	-	-	-	-	-	-	-	-	-	-	1.049
35	OSICH, Josh	L	L	6-2	245	32	9/3/88	Boise, ID	Kennebunk, ME	Boston	1-1	5.74	13	1	0	0	0	15.2	16	10	10	5	20	4.119
										Chicago - NL	0-0	10.13	4	0	0	0	0	2.2	5	6	3	0	4	
86	SHIPLEY, Braeden	R	R	6-1	190	29	2/22/92	Medford, OR	Scottsdale, AZ	KC's Alternate Training Site	--	--	-	-	-	-	-	-	-	-	-	-	-	0.128
81	TAKAHASHI, Bo	R	R	6-0	225	24	1/23/97	Presidente Prudentia, Brazil	Brazil	COVID-19 travel ban between U.S. and Brazil prevented him from participating in Ari's alternate training site														0.002

#	CATCHERS (1)	B	T	HT	WT	Age	Born	Birthplace	Resides	2020 Club(s)	AVG	G	AB	R	H	2B	3B	HR	RBI	BB	SO	SB	E	MLS
74	GALE, Rocky	R	R	6-1	185	33	2/22/88	Portland, OR	Phoenix, AZ	LAD's Alternate Training Site														0.101

#	INFELDERS (3)	B	T	HT	WT	Age	Born	Birthplace	Resides	2020 Club(s)	AVG	G	AB	R	H	2B	3B	HR	RBI	BB	SO	SB	E	MLS	
57	CUTHBERT, Cheslor	R	R	6-1	205	28	11/16/92	Corn Island, Nicaragua	Managua, Nicaragua	Chicago - AL	.000	1	1	0	0	0	0	0	0	0	0	0	0	0	4.019
28	DELMONICO, Nicky	L	R	6-3	230	28	7/12/92	Knoville, TN	Surprise, AZ	Chicago - AL	.150	6	20	0	3	0	0	0	3	2	2	0	0	0	1.134
3	STRANGE-GORDON, Dee	L	R	5-11	166	32	4/22/88	Avon Park, FL	Windermere, FL	Seattle	.200	33	75	12	15	1	0	0	3	5	13	3	2	8.154	

#	OUTFIELDERS (2)	B	T	HT	WT	Age	Born	Birthplace	Resides	2020 Club(s)	AVG	G	AB	R	H	2B	3B	HR	RBI	BB	SO	SB	E	MLS
27	NAQUIN, Tyler	L	R	6-2	195	29	4/24/1991	Spring, TX	Houston, TX	Cleveland	.218	40	133	15	29	8	1	4	20	5	40	0	0	4.033
66	SMITH, JR., Dwight	L	R	6-0	210	28	10/26/92	Peachtree City, GA	Peachtree City, GA	Baltimore	.222	21	63	9	14	3	0	2	6	7	19	1	1	2.013

Ages as of Opening Day 2021. * Led National League RHP Art Warren spent 2 days on the Maimers' roster but did not appear in a game LHP R.J. Alaniz spent 3 days on the Reds' roster but did not appear in a game



秋山翔吾

OF
4

年齢:32歳 身長:184cm 体重:85kg 投打:右投左打 メジャー経歴:1,000年

生年月日:1988年4月16日 出身地:神奈川県横須賀市

入団経緯:2020年1月6日に、2022年シーズンまでの3年契約に合意。
ロブ・フィドラーが担当。

契約内容:2022年シーズンまで契約。

記録・表彰・タイトル等

- 2020年に、球団史上初の日本人選手として出場を果たす。
- 2021年シーズンまでにMLB公式戦に出場した日本人選手は、2020年シーズンに出場を果たした9名含めて計70名。
- 日本プロ野球では、パシフィック・リーグ 埼玉西武ライオンズに9年間に在籍し、通算打率 .301、通算出塁率 .376を記録。
- パ・リーグ オールスター5度選出(2015, 2016, 2017, 2018, 2019)。
- パ・リーグ ベストナイン賞を4度受賞(2015, 2017, 2018, 2019)。
- パ・リーグ ゴールデン・グラブ賞6度受賞(2013, 2015, 2016, 2017, 2018, 2019)。
- メジャー1年目では、アリゾナのベラルト選手とセントルイスのオニール選手と共にローリングズワールドグラブ賞ファイナリストにレフトで選出。2020年シーズンでは、キャリア初のレフトをレギュラーとして守った。日本人選手でワールドグラブ賞を受賞したのは、ライトを守ったイチロー選手のみ(10,2001-2010)
- 2010年度のプロ野球ドラフト会議にて3巡目指名を受け、西武に入団。
- 2011年4月12日に公式戦初出場を9番ライトで果たす。デビュー戦では、日本ハムファイターズに在籍していたダルビッシュ投手と対決。翌日に、ウルフ投手からプロ初ヒットと初打点を記録。
- 2012年シーズンは、パ・リーグトップの三塁打8本、打率では6位、長打率では9位を記録。
- 2014年5月14日から825試合連続フル試合出場を果たし、連続試合出場は2020シーズンの9試合目に833試合で途切れた。
- 2015年シーズンでは216安打を放ち、日本プロ野球新記録を樹立した。
- 球団広報兼通訳はルーク篠田が担当。

日本代表歴

- 2012年 キューバエキシビション戦
- 2013年 台湾エキシビション戦
- 2015 WBSCプレミア12
- 2016年 台湾、メキシコ、オランダエキシビション戦
- 2017 World Baseball Classic 代表入り
- 2018日米野球シリーズ代表入り(MLBオールスターチームに選出されていたレズ三塁手 エウヘニオ・スアレスと対戦)
- 2019 WBSCプレミア12の代表メンバーに選ばれたが、右足指骨折で離脱

2020年シーズン

- メジャーデビューイヤーに初めてレフトでレギュラーを務め、守備の功績が称えられるゴールドグラブ賞ファイナリストに選出。セントルイスのオニール選手がレフトで受賞。
- レッズではレフトで最多の36試合を含む、30試合出場を果たす。2補殺をマークし、ナショナルリーグではレフトで1補殺以上をマークしたのは9選手。
- 7盗塁でチームトップを記録。2補殺は外野手でセンゼルと共にチームトップの記録。
- 9月にはチームトップの打率.317(62打数20安打)と出塁率.456の記録を残し、レッズの2013年以来的ポストシーズン進出へ大きく貢献。
- 9月8日以降は打率.340(53打数18安打,2二塁打,5打点,3盗塁,出塁率.462)をマークし、17試合中12試合で出塁。
- ダルビッシュ有投手との日本人対決では2試合で、4打数2安打を放つ。
- 1番打者での出場は9月11日からの14試合を含め、28試合でチームトップ。6番では10試合、7番は6試合、8番では3試合をスタメンで出場。
- レフトで30試合、センターでは17試合スタメン出場。
- 8月19日から9月13日のセンゼルが故障者リスト入りの期間は23試合スタメン出場中、14試合をセンターで出場。9月1日のグッドウィン加入後は19試合中17試合をレフトでスタメン出場。
- レッズで2020シーズンにメジャーデビューを果たした5人に含まれる(アントーン投手、スティーブソソン選手、ペイトン選手、ガルシア選手)
- デビューを果たした開幕戦のタイガース戦では、球団史上初の日本人選手として出場し、6回裏にアービン選手の代打でシスネロ投手から安打を放ち、打点もマーク。
- 8月8日のブルワーズ戦では7回表に代打で出場し、打点を含む3塁打を放つ。球団では、代打での3塁打、打点は2019年7月23日のアービン選手以来。
- 7月29日のカブス戦では、7回裏の満塁の場面で、アンダーウッド投手と対戦、2016年9月23日のブルワーズ戦でのポッター選手以来のトリプルプレーに倒れた。カブスは1997年5月以来のトリプルプレーをマーク。
- 7月22日のタイガースとのエキシビション戦ではレッズのユニフォームに袖を通してから唯一のホームランをマッケイ投手より記録。

2019年シーズン

- 埼玉西武ライオンズに所属。打率.303、出塁率.392、二塁打31、三塁打4、本塁打20、62打点、12盗塁を記録。
- 5度目のオールスターに選出された。4度目のパ・リーグベストナイン賞受賞。
- 6度目のパ・リーグゴールデン・グラブ賞受賞。
- 10月に海外フリーエージェント(FA)権を行使してメジャーリーグ球団への移籍が可能となる。
- 2020年1月6日に2022年までの3年契約をレッズと結んだ。

人物

- 横浜創学館高→八戸大学→埼玉西武ライオンズ
- 大学で在籍時は首位打者、最多打点、ベストナイン、最優秀選手賞の4冠を達成。



SHOGO
AKIYAMA

OF
4

Age: 32 Ht.: 6-0 Wt.: 190 Bats: L Throws: R ML Service: 1.000

Born: 4/16/88 Birthplace: Yokosuka, Kanagawa, Japan Resides: Yokosuka, Kanagawa, Japan

Acquired: Was signed to a 3-year contract through the 2022 season, January 6, 2020. Was signed by Rob Fidler.

Contract: Signed through the 2022 season and under team control through 2022.

CAREER HIGHLIGHTS

- Is the only player born in Japan ever to appear in a game for the Reds.
- In his Major League debut on 2020 Opening Day, became the first player born in Japan to appear in a game for the Reds...in the sixth inning of that 7-1 win vs Det, pinch hit for Phillip Ervin and produced an RBI-single off José Cisnero.
- Prior to 2020 Opening Day, Cincinnati was the only current Major League franchise never to have an appearance by a player born in Japan.
- Prior to the 2021 season, 70 players born in Japan have made at least 1 Major League appearance...9 players from Japan played in the majors in 2020.
- Hit .301 with an on-base percentage of .376 during his 9-year career in Nippon Professional Baseball, all with the Seibu Lions of Japan's Pacific League.
- 5 times was a Pacific League All-Star (2015, 2016, 2017, 2018, 2019).
- 4 times received a Best Nine Award as 1 of the Pacific League's 3 best offensive outfielders (2015, 2017, 2018, 2019).
- 6 times won a Golden Glove Award as 1 of the Pacific League's 3 best defensive outfielders (2013, 2015, 2016, 2017, 2018, 2019).
- In his first Major League season, joined Ari's David Peralta and winner Tyler O'Neill of the Cardinals as finalists for the Rawlings Gold Glove Award for defensive excellence among left fielders...2020 was Akiyama's first professional season as a regular player at that position...Mariners RF Ichiro Suzuki is the only player from Japan ever to win a Gold Glove (10, 2001-2010).
- Beginning 5/4/14 played in 825 consecutive games for Seibu, including the final 110 games of 2014 and all 143 games in each of his last 5 seasons there...while playing for the Reds, he extended his professional playing streak to 833 straight games until missing the ninth game of his rookie season in 2020, the nightcap of a doubleheader sweep on 8/2 at Det.
- Selected in the third round of Nippon Professional Baseball's 2010 draft, made his professional debut on 4/12/11 as the right fielder and No. 9 batter on Opening Day vs Yu Darvish and the Nippon Ham Fighters (0-2, 1bb, 1hbp)...the next day recorded his first hit and RBI with a run-scoring single off Brian Wolfe.
- In 2012 led the Pacific League with 8 triples while ranking sixth in hitting and ninth in slugging.
- In 2015, established a Nippon Professional Baseball single-season record for hits with 216.
- Represented Japan's national baseball team in 2012 exhibition games vs Cuba, 2013 exhibition games vs Chinese Taipei, the 2015 WBSC Premier12, 2016 exhibition games vs Chinese Taipei, Mexico and Netherlands, the 2017 World Baseball Classic and Major League Baseball's Japan All-Star Series in November 2018...in MLB's Japan All-Star Series played against Reds All-Star 3B Eugenio Suárez, who was a member of the Major League Baseball's All-Star squad.
- Was selected to represent Japan in the November 2019 WBSC Premier12, an Olympic qualifier, but did not play after he suffered a broken right toe when hit by a pitch in an exhibition game with Canada.
- Luke Shinoda is the Reds' Japanese language translator / media relations coordinator.

**Players Born In Japan
2020 Major League Rosters ***

Shogo Akiyama, OF	Reds
Yu Darvish, RHP	Cubs
Yoshihisa Hirano, RHP	Mariners
Yusei Kikuchi, LHP	Mariners
Kenta Maeda, RHP	Twins
Shohei Ohtani, RHP/DH	Angels
Masahiro Tanaka, RHP	Yankees
Yoshitomo Tsutsugo, IF/OF	Rays
Shun Yamaguchi, RHP	Blue Jays

* Made at least 1 Major League appearance in 2020
70 players born in Japan have played in MLB

2021 REDS

2020 SEASON

- In his Major League debut and first professional season as a regular player in left field, was a finalist for the Rawlings Gold Glove Award for defensive excellence at that position...StL's Tyler O'Neill won the award for left fielders.
- Led the Reds with 36 apps and 30 starts in LF...was 1 of only 9 National League outfielders with more than 1 assist from that position (2).
- Led National League rookies in walks while ranking second in stolen bases, third in on-base percentage, fourth in hits, T6th in doubles, T7th in triples and total bases, eighth in batting average, T8th in runs scored and ninth in OPS.
- Led the Reds with 7 stolen bases and tied Nick Senzel for the team lead among outfielders with 2 assists.
- In helping the Reds to their first Postseason appearance since 2013, in September led the team in hits (20-63), batting average (.317) and on-base percentage (.456).
- In his last 17 apps beginning 9/8 hit .340 (18-53, 2 2b, 5rbi, 3sb, .462obp)...reached base safely at least twice in 12 of those 17 games.
- Went 2-for-4 in 2 apps vs starting pitcher and fellow countryman Yu Darvish of the Cubs, 3-0 Reds wins on 8/29/g1 at Great American Ball Park (1-2, catcher's interference) and on 9/9 at Wrigley Field (1-2).
- Led the team in starts batting leadoff...made 28 starts batting first, including each of the last 14 games of the season beginning 9/11...also made starts batting sixth (10gs), seventh (6gs) and eighth (3gs).
- In addition to his 30 starts in LF, also made 17 starts in CF.
- With Nick Senzel on the injured list from 8/19-9/13, made 14 of his 23 starts in CF...after Brian Goodwin joined the team on 9/1, made 17 of his 19 of his starts in LF.
- Was 1 of 5 Reds players to make Major League debuts (RHP Tejay Antone, C Tyler Stephenson, OF Mark Payton, SS Jose Garcia).
- In his Major League debut in the 7-1 Opening Day win vs the Tigers, became the first player born in Japan to appear in a game for the Reds...pinch hit for Phillip Ervin in the sixth inning and produced an RBI-single off José Cisnero.
- As a pinch hitter in the seventh inning of the 4-1 win on 8/8 at Mil produced an RBI-triple that extended the Reds' lead to 4-0...was the first RBI-triple by a Reds pinch hitter since Phillip Ervin did it on 7/23/19 at Mil...Ervin did it twice during the 2019 campaign.
- In the seventh inning of the 12-7 win on 7/29 vs Cubs lined into a 5-5-3 triple play off Duane Underwood Jr....became the first Reds batter to hit into a triple play since Joey Votto lined into a 3-6-3 triple play on 9/23/16 at Mil...the Cubs turned a triple play for the first time since May 1997.
- In an exhibition game on 7/22 vs Det at Great American Ball Park, hit his only home run while wearing a Reds uniform (3-run off David McKay).
- Played in both games of the Wild Card Series sweep loss at Atl...pinch hit and played CF in Game 1...as the leadoff hitter started in LF in Game 2.

STRAIGHT TO THE MAJOR LEAGUES, REDS

<u>Year</u>	<u>Player</u>	<u>Previous Team</u>
2020	Shogo Akiyama, OF	Seibu Lions, JPL
2015	Raisel Iglesias, P	Isla de la Juventud
2010	Mike Leake, P	Arizona State
1957	Bobby Henrich, SS	High School
1957	Jay Hook, P	Northwestern
1957	Don Pavletich, C	High School
1955	Al Silvera, OF	Southern Cal
1953	Bob G. Miller, P	High School
1944	Joe Nuxhall, P	High School

Akiyama debuted as a pinch hitter on 7/24/20 vs Det

2019 SEASON

- For the Seibu Lions of Nippon Professional Baseball's Pacific League in Japan hit .303 with a .392 on-base percentage, 31 doubles, 4 triples, 20 HR and 62 RBI.
- Was a Pacific League All-Star for the fifth time in his 9-year career.
- Received his sixth Golden Glove Award as 1 of the Pacific League's 3 best defensive outfielders.
- Received his fourth Best Nine Award as 1 of the Pacific League's 3 best offensive outfielders.
- In October, filed for free agency and became eligible to sign with a Major League Baseball team.
- On 1/6/20 was signed by the Reds to a 3-year contract through the 2022 season.

PERSONAL: Attended Yokohama Sogakukan High School and Hachinohe Gakuin University in Japan...while in college won batting championships, RBI titles and 3 Best Nine honors.

AKIYAMA'S CAREER TRANSACTIONS

-- Was selected by the Seibu Lions of Japan's Pacific League in the third round of Nippon Professional Baseball's draft, 2010.

-- Filed for free agency and became eligible to sign with a Major League Baseball team, October 2019.

-- Was signed by the Reds to a 3-year contract through the 2022 season, January 6, 2020. Was signed by Rob Fidler.

CAREER FIELDING

Pos.	Pct.	G	PO	A	E	TC	DP	PB
CF	1.000	21	38	0	0	38	0	-
LF	1.000	36	49	2	0	51	0	-

Career Hitting, Major Leagues

Yr	Club	AVG	G	AB	R	H	2B	3B	HR	RBI	SH	SF	HB	BB	SO	SB	CS	OBP	SLG	E
20	Cincinnati	.245	54	155	16	38	6	1	0	9	0	0	2	* 25	34	7	3	.357	.297	0

* Led National League rookies in walks

Wild Card Series Record

Yr	Club, Opponent	AVG	G	AB	R	H	2B	3B	HR	RBI	SH	SF	HB	BB	SO	SB	CS	OBP	SLG	E
20	Cin at Atl	.000	2	5	0	0	0	0	0	0	0	0	0	0	2	0	0	.000	.000	0

Career Hitting, Japan's Pacific League

Yr	Club	AVG	G	AB	R	H	2B	3B	HR	RBI	SH	SF	HB	BB	SO	SB	CS	OBP	SLG	E
11	Seibu - PL	.232	110	284	35	66	9	6	1	21	8	0	6	15	63	8	5	.285	.317	5
12	Seibu - PL	.293	107	403	50	118	17	* 8	4	37	15	1	3	28	70	10	5	.343	.404	4
13	Seibu - PL	.270	144	564	89	152	25	7	13	58	12	2	7	49	89	13	6	.334	.408	4
14	Seibu - PL	.259	131	475	64	123	24	6	4	47	11	2	3	70	98	3	3	.356	.360	3
15	Seibu - PL All-Star	.359	143	602	108	^ 216	36	10	14	55	7	2	4	60	78	17	17	.419	.522	2
16	Seibu - PL All-Star	.296	143	578	98	171	32	4	11	62	0	6	10	77	103	18	6	.385	.422	0
17	Seibu - PL All-Star	.322	143	575	106	185	38	5	25	89	0	7	5	72	97	16	5	.398	.536	3
18	Seibu - PL All-Star	.323	143	603	107	195	39	8	24	82	0	1	4	77	96	15	10	.403	.534	4
19	Seibu - PL All-Star	.303	143	590	112	179	31	4	20	62	0	1	9	78	108	12	8	.392	.471	5
Pacific League Totals		.301	1207	4674	769	1405	251	58	116	513	53	22	51	526	802	112	65	.376	.454	30

* Led Pacific League in triples (8), ^ Nippon Professional Baseball single-season record for hits (216)

World Baseball Classic Record

Yr	Country	AVG	G	AB	R	H	2B	3B	HR	RBI	SH	SF	HB	BB	SO	SB	CS	OBP	SLG	E
17	Japan	.300	4	10	1	3	0	0	0	2	0	0	0	2	0	1	1	.385	.300	0

SINGLE-SEASON CAREER HIGH STREAKS

Hitting Streak: 5g, 8/5-8/12, 2020; **Hitless Streak:** 16ab, 8/25-8/29, 2020



R.J.
ALANIZ

RHP
51

Age: 29 Ht.: 6-4 Wt.: 220 Bats: R Throws: R ML Service: 0.065

Born: 6/14/91 Birthplace: McAllen, TX Resides: Alamo, TX

Acquired: Was claimed off waivers from the Mariners, May 31, 2019.

Contract: Signed through the 2021 season and under team control through 2026.

Non-Roster

CAREER HIGHLIGHTS

- Preferred first name is R.J...last name is pronounced ah-lah-NIECE.
- Following the 2010 and 2011 seasons, his curve ball was rated by *Baseball America* the best in the Astros' minor league system.

SINGLE-SEASON CAREER HIGH STREAKS

Scoreless Streak By Game: 3g, 8/17-8/25, 2019;
Scoreless Streak By Inning: 4.2, 8/17-8/31, 2019;
Winning Streak: None; **Losing Streak:** None

2020 SEASON

- Spent most of the the shortened season at the alternate training site as part of the Reds' 60-player pool.
- From 9/15-9/17 spent 3 days on the Reds' 28-man roster but did not appear in a game.
- Was promoted on 9/15, when RHP José De León went on the 10-day injured list.
- Was optioned back to the alternate training site on 9/18, when 3B Eugenio Suárez was reinstated from the 3-day paternity list.
- As part of the 40-man Postseason player pool, traveled with the team to its final series of the regular season at Min and to Atl for the Wild Card Series vs the Braves...did not make an appearance on the 28-man active playoff roster in either series.
- On 12/2 was non-tendered by the Reds.
- On 12/11 was re-signed to a minor league contract with an invitation to 2021 Major League spring training camp.

2019 SEASON

- Spent most of the season in Class AAA, where in 35 relief apps for Tacoma and Louisville he went 3-3, 4.02 with 6 saves in 10 chances (40.1ip, 43h, 18bb, 54k, 4hr).
- Began the season at Tacoma...on 5/31 was claimed off waivers from the Mariners and was optioned to Louisville, where he pitched until his 8/17 promotion to the Reds.
- From 4/12-4/21 made his Major League debut with 4 relief apps for Sea.
- From 8/17-9/28 made all 8 of his apps for the Reds.
- Threw scoreless 11th and 12th innings in the 4-2 win on 9/28 at Pit...recorded his first Major League victory and in his first plate appearance since high school produced an RBI-single off Alex McRae that gave the Reds their 4-2 lead...became the first Reds pitcher to produce a hit in his first career plate appearance since Josh Smith singled off Jeff Locke on 6/23/15 at Pit...became the first Reds pitcher with his first win and his first hit in the same game since Jon Moscot singled in a 5-2 win on 6/10/15 vs Phi.
- Threw more than 1.0 inning in 5 of his last 6 apps...including his stint with the Mariners, 4 times threw at least 2.0 innings, including a season-high 2.2 IP on 8/31/day at StL.
- For the Reds, retired the first batter in all 8 of his relief apps and stranded 4 of 6 inherited runners.
- From 4/25-5/2 was on Tacoma's injured list with a right triceps strain.
- On 12/9 cleared waivers and was outrighted to Louisville.
- On 1/10/20 was invited to Major League spring training camp.

ALANIZ' CAREER TRANSACTIONS

- Was signed by the Astros as a non-drafted free agent, August 14, 2009.
- Was suspended for 50 games for violating Major League Baseball's Joint Drug Prevention and Treatment Program, August 2014-June 2015.
- Was signed by the Tigers as a minor league free agent, December 3, 2015.
- Was signed by the Rays as a minor league free agent, December 15, 2017.
- Was signed by the Mariners to a Major League contract, November 15, 2018.
- On Tacoma's injured list with a right triceps strain, April 25-May 2, 2019.
- Was claimed off waivers by the Reds, May 31, 2019.

Career Pitching

Yr	Club	W-L	ERA	G	GS	CG	SHO	SV	IP	H	R	ER	HR	BB	SO	WP	BK
10	Greeneville - R	6-4	4.21	12	12	0	0	0	57.2	65	32	27	5	10	42	5	0
11	Lexington - A	7-10	4.44	27	21	0	0	0	115.2	111	78	57	11	38	96	3	1
12	Lancaster - A	6-2	5.04	17	17	0	0	0	100.0	113	58	56	12	26	70	6	2
13	Corpus Christi - A	9-9	4.53	27	19	0	0	0	113.1	136	73	57	9	47	65	9	2
14	Corpus Christi - AA	0-0	6.44	14	1	0	0	0	29.1	27	22	21	2	26	15	3	0
	GCL Astros - R	1-1	6.94	3	3	0	0	0	11.2	23	15	9	0	2	7	3	0
15	Corpus Christi - AA	6-4	4.55	14	5	0	0	0	57.1	69	32	29	2	23	25	2	0
16	Erie - AA	4-3	2.77	34	0	0	0	4	48.2	50	17	15	1	18	49	3	0
	Toledo - AA	0-1	2.52	18	0	0	0	0	25.0	22	8	7	0	11	25	2	0
17	Erie - AA	2-1	2.10	23	2	0	0	3	34.1	29	13	8	3	8	36	5	0
	Toledo - AAA	1-2	4.25	20	3	0	0	0	36.0	43	21	17	5	21	40	2	0
18	Montgomery - AA	2-1	2.84	9	0	0	0	1	12.2	7	5	4	0	7	13	1	0
	GCL Rays - R	0-0	0.00	1	0	0	0	0	1.0	0	0	0	0	0	1	0	0
	Charlotte - A	0-0	0.00	1	0	0	0	0	2.0	0	0	0	0	1	4	0	0
	Durham - AAA	1-3	4.00	20	0	0	0	3	27.0	27	15	12	1	8	35	8	0
19	Tacoma - AAA	2-1	6.39	10	0	0	0	2	12.2	18	10	9	3	7	23	2	0
	Seattle	0-0	20.25	4	0	0	0	0	4.0	11	10	9	3	3	6	0	0
	Louisville - AAA	1-2	2.93	25	0	0	0	4	27.2	25	11	9	1	11	31	1	0
	Cincinnati	1-0	5.40	8	0	0	0	0	11.2	8	7	7	0	4	7	0	1
20	Cincinnati	0-0	--	^	0	0	0	0	0.0	0	0	0	0	0	0	0	0
Major Totals		1-0	9.19	12	0	0	0	0	15.2	19	17	16	3	7	13	0	1
AL Totals		0-0	20.25	4	0	0	0	0	4.0	11	10	9	3	3	6	0	0
Reds Totals		1-0	5.40	8	0	0	0	0	11.2	8	7	7	0	4	7	0	1
Minor Totals		48-44	4.26	275	83	0	0	17	712.0	765	410	337	55	264	577	55	5

^ Was on the roster from 9/15-9/17, 2020 but did not appear in a game

Career Hitting

Yr	Club	AVG	G	AB	R	H	2B	3B	HR	RBI	SH	SF	HB	BB	SO	SB	CS	OBP	SLG	E
19	Seattle/Cincinnati	1.000	12	1	0	1	0	0	0	1	0	0	0	0	0	0	0	1.000	1.000	1

Only career plate appearance on 9/28/19 for Cin at Pit (RBI-single off Alex McRae, 12th inning)



TEJAY
ANTONE

Twitter icon @TejayAntone

RHP

70

Age: 27 Ht.: 6-4 Wt.: 230 Bats: R Throws: R ML Service: 1.000

Born: 12/5/93 Birthplace: Oklahoma City, OK Resides: Mansfield, TX

Acquired: Was selected in the fifth round of the June 2014 first-year player draft. Was signed by Byron Ewing.

Contract: Signed through the 2021 season and under team control through 2025.

CAREER HIGHLIGHTS

- First name is spelled Tejay...last name is pronounced AN-tone.
- Entered the 2021 season rated by *Baseball America* the sixth-best prospect in the organization.
- In 2019 led all Reds minor leaguers in strikeouts (133) and tied for the organization lead in wins (11).
- In 2019 was a Southern League All-Star and International League Pitcher of the Week for 8/26-9/1.
- In 2015 was a Midwest League All-Star and the Reds' Minor League Pitcher of the Month for May.
- Following the 2018 season attended a leadership training program at West Point.

2020 SEASON

- Led National League rookie pitchers in opponents' batting average (.165) while ranking among the rookie leaders in WHIP (2nd, 1.02), strikeouts (5th) and innings pitched (10th).
- Was 1 of 5 Reds players to make Major League debuts (OF Shogo Akiyama, C Tyler Stephenson, OF Mark Payton, SS Jose Garcia).
- Averaged 11.46 strikeouts per 9 innings (45k, 35.1ip).
- Posted ERAs of 3.86 in 4 starts (16.1ip, .237oba) and 1.89 in 9g in relief (19ip, .097oba).
- Made 3 of his 4 starts over consecutive apps from 8/29-9/12 (0-1, 4.50, 12ip, 12h, 6er, 6bb, 14k, 3hr, .261obp)...after that string of starts made his last 4 apps of the regular season in relief (7ip, 3h, 2er, 2bb, 9k, .136oba).
- Started the 2-0 loss on 8/5 at Cle, the 6-5 walkoff win on 8/29/g2 vs Cubs, the 3-2 walkoff loss on 9/6 at Pit and the 7-1 loss on 9/12 at StL.
- Threw at least 2.0 innings in 6 of his 9 relief apps, including a season high in relief of 4.1 innings in his Major League debut on 7/27 vs Cubs.
- Was added to the 28-man roster the day after Opening Day...made a relief appearance on 7/27 vs Cubs and a start on 8/5 at Cle before he was optioned to the alternate training site on 8/6, when rosters decreased from 30 players to 28...returned to the Reds on 8/9, when 2B Mike Moustakas went on the 10-day injured list, and remained with the club the rest of the season (11g, 3gs, 0-2, 3.04, .183oba).
- Made his Major League debut in the 8-7 loss on 7/27 to the Cubs and in 4.1 innings allowed just 1 hit, a solo HR to Anthony Rizzo with 2 outs in his final frame...entered the game in relief of starter Wade Miley, who allowed 6 runs in 1.2 innings.
- Became the first Reds reliever to record at least 4.1 innings while allowing 1 run or fewer in his Major League debut since 9/3/1940 vs StL, when LHP Lefty Guise allowed just 1 run in 4.1 innings.
- Antone's 4.1 innings were the most by a Reds relief pitcher in his Major League debut since Rick Greene threw 5.2 innings out of the bullpen on 6/19/99 in a 10-1 loss vs Mil...was Greene's only ML appearance.
- His 5 strikeouts were the most by a Reds relief pitcher in his Major League debut since Ariel Hernandez had 5 strikeouts in his debut on 4/24/17 at Mil.
- First Major League strikeout victim was David Bote, his third batter faced.
- In the 3-2 walkoff loss on 9/6 at Pit, was in line for his first Major League victory but the Pirates won it with 2 runs in the bottom of the ninth off Raisel Iglesias.
- Was on the Reds' Postseason roster but did not appear in the 2-game Wild Card Series sweep loss at Atl.
- Entered the season rated by MLB.com the 30th-best prospect in the organization.

**BASEBALL AMERICA'S
TOP 10 REDS PROSPECTS**

1. Jose Garcia, SS
2. Austin Hendrick, OF
3. Jonathan India, IF
4. Tyler Stephenson, C
5. Hunter Greene, RHP
- 6. Tejay Antone, RHP**
7. Nick Lodolo, LHP
8. Rece Hinds, IF
9. Tony Santillan, RHP
10. Mike Siani, OF

2019 SEASON

- In 26 starts and 1 relief appearance at Class AA Chattanooga and Class AAA Louisville combined to finish 11-12, 4.00.
- Led all Reds minor leaguers in strikeouts (133) and tied for the organization lead in wins.
- Also among Reds farmhands ranked second in innings pitched (146.1) and T4th in starts.
- Was a Southern League All-Star and International League Pitcher of the Week for 8/26-9/1 (2gs, 2-0, 1.29, 14ip, 1bb, 19k).
- On 11/20 was added to the 40-man roster.

SEASON HIGHLIGHTS

2017: In spring training suffered a torn ulnar collateral ligament in his right elbow and missed the season following "Tommy John" surgery in April...**2016:** Ranked among Florida State League leaders in wins (1st), starts (T1st), innings pitched (2nd) and ERA (10th)...ranked among Reds minor league leaders in wins (T1st) and ERA (3.45, 4th)...was promoted to Louisville on 9/2...the next day at Indianapolis made his Class AAA debut and suffered the loss despite allowing just 1 run over 5.0 innings (3h, 3bb, 5k)...**2015:** Was a Midwest League All-Star and the Reds' Minor League Pitcher of the Month for May (6gs, 2-2, 1.80)...led all minor league pitchers by inducing 26 GIDPs...his 2.91 ERA ranked seventh among all Reds farmhands and 10th in the MWL...his 158.0 innings pitched were second-most in the Midwest League.

PERSONAL: Graduated from Mansfield (TX) Legacy High School, where he was a teammate of Noah Syndergaard...as a freshman attended Texas Christian University, then pitched at Weatherford (TX) College, located near Fort Worth...in his only season at Weatherford, in 2014, went 7-6, 2.88 and led the team with 84.1 innings pitched...his father, Tony, played football and baseball at the University of Oklahoma and was a member of the Sooners' 1975 national championship football team.

ANTONE'S CAREER TRANSACTIONS

- Was selected by the Mets in the 22nd round of the June 2012 first-year player draft. Did not sign.
- Was selected by the Reds in the fifth round of the June 2014 first-year player draft. Signed by Byron Ewing.
- On Daytona's 60-day disabled list following surgery to repair the torn ulnar collateral ligament in his right elbow, April 6-remainder of the season, 2017.
- On Daytona's disabled list recovering from April 2017 surgery to repair the torn ulnar collateral ligament in his right elbow, April 5-May 21, 2018.

Career Pitching

Yr	Club	W-L	ERA	G	GS	CG	SHO	SV	IP	H	R	ER	HR	BB	SO	WP	BK
14	AZL Reds - R	0-0	4.70	3	2	0	0	0	7.2	12	5	4	1	2	6	3	0
	Billings - R	2-3	5.94	12	12	0	0	0	47.0	72	37	31	3	16	28	6	0
15	Dayton - A	6-10	2.91	26	26	1	0	0	158.0	174	66	51	2	33	101	6	1
16	Daytona - A	* 14-6	3.51	25	* 25	1	0	0	151.1	167	77	59	16	28	105	4	1
	Louisville - AAA	0-1	1.80	1	1	0	0	0	5.0	3	1	1	0	3	5	0	0
17	Daytona - A	Injured, Did Not Pitch															
18	Daytona - A	6-3	4.03	17	17	0	0	0	96.0	95	48	43	6	29	82	8	2
19	Chattanooga - AA	7-4	3.38	13	13	0	0	0	74.2	63	38	28	4	22	63	3	0
	Louisville - AAA	4-8	4.65	14	13	0	0	0	71.2	93	42	37	7	31	70	4	1
20	Cincinnati	0-3	2.80	13	4	0	0	0	35.1	20	11	11	4	16	45	2	0
Major Totals		0-3	2.80	13	4	0	0	0	35.1	20	11	11	4	16	45	2	0
Minor Totals		39-35	3.74	111	109	2	0	0	611.1	679	314	254	39	164	460	34	5

* Led Florida State League, In 2020 Led National League rookie pitchers in opponents' batting average (.165)

Wild Card Series Record

Yr	Club, Opponent	W-L	ERA	G	GS	CG	SHO	SV	IP	H	R	ER	HR	BB	SO	WP	BK
20	Cin at Atl	0-0	--	* 0	0	0	0	0	0.0	0	0	0	0	0	0	0	0

* Was on the Postseason roster but did not appear in the 2-0 series sweep loss

SINGLE-SEASON CAREER HIGH STREAKS

Scoreless Streak By Game: 3g, 8/19-8/24, 2020; **Scoreless Streak By Inning:** 6.2, 8/12-8/24, 2020;
Winning Streak: None; **Losing Streak:** 3g, 8/5-9/22, 2020



ARISTIDES AQUINO

@Aristide_Aquino

OF
44

Age: 26 Ht.: 6-4 Wt.: 220 Bats: R Throws: R ML Service: 1.005

Born: 4/22/94 Birthplace: Santo Domingo, Dominican Republic
Resides: Santo Domingo, Dominican Republic

Acquired: Was signed as a non-drafted free agent, January 18, 2011.
Was signed by Richard Jimenez.

Contract: Signed through the 2021 season and under team control through 2025.

CAREER HIGHLIGHTS

- First name is pronounced are-iss-TEEDIS.
- At 16 years old was signed by Reds scout Richard Jimenez as a non-drafted free agent.
- Twice received the Sheldon "Chief" Bender Award as the organization's Minor League Player of the Year (2016, 2019)...is 1 of only 2 players to win the award twice (OF Billy Hamilton, 2011, 2012).
- In 2019 was the National League Player of the Month & Rookie of the Month for August and NL Player of the Week for 8/5-8/11.
- In 2019 established modern Major League records for fewest career plate apps to 15 HR (122) and modern Major League records for HR in a player's first 12 career games (8), first 14 career games (9), first 16 career games (10), first 17 career games (11), first 22 career games (12), first 27 career games (13) and first 28 career games (14).
- Has produced 19 HR in his first 57 career games and first career 226 plate apps.
- While at Louisville in 2019 was an International League All-Star and the league's Rookie of the Year...following the season was rated by *Baseball America* the 10th-best prospect in the International League.
- Shared with OF Brian O'Grady the 2019 Mary E. Barney Award as Louisville's co-Most Valuable Players.
- In 2018 was a mid-season Southern League All-Star.
- His throwing arm has been rated by *Baseball America* the best of any Reds minor league outfielder (2015, 2016), the best in the Southern League (2018) and the best in the International League (2019).
- In 2016 was the Florida State League Player of the Year, a *Baseball America* High Class A All-Star, an MiLB.com Organization All-Star, winner of the Sheldon "Chief" Bender Award as the organization's Minor League Player of the Year and FSL Batter of the Week for 4/25-5/1, 2016.
- Was the organization's Minor League Player of the Month for July 2014.
- In November 2017 participated in the Reds' leadership training program at West Point.
- Following the 2019 season was invited to Major League Baseball's Rookie Career Development Program.

FEWEST PLATE APPEARANCES TO 15 CAREER HR

Aristides Aquino 122 2018 - 2019
Rhys Hoskins, Phi ... 135 2017

FEWEST GAMES TO 14 CAREER HR

Aristides Aquino 28 2018 - 2019
Rhys Hoskins, Phi 30 2017

FEWEST PLATE APPS TO 10 HOME RUNS, REDS BATTERS

Aristides Aquino 51 PA 2019
Wally Post 69 PA 1960
Wally Post 87 PA 1956
Tony Pérez 89 PA 1970

MOST HOME RUNS IN FIRST 10 GAMES FOR THE REDS

Aristides Aquino * 7 2018 - 2019
Nick Castellanos 5 2020
Corey Patterson 4 2008
Josh Hamilton 4 2007
Juan Encarnacion 4 2002
Ron Gant 4 1995
Brian R. Hunter 4 1994 - 1995
Gus Bell 4 1953
Ron Northey 4 1950

* Tied Trevor Story's ML record for HR in 1st 10 career G

MOST RBI IN FIRST 10 GAMES FOR THE REDS

Ken Griffey Jr. 14 2000
Jim Greengrass 14 1952
Aristides Aquino 13 2018 - 2019
Brandon Phillips 13 2006
Jim Bottomley 13 1933
Nick Castellanos 12 2020

Courtesy @EliasSports, HR since 1900, RBI since 1920
Aquino played in 1 game in 2018

HARDEST HIT HR BY REDS BATTERS, STATCAST ERA

Aristides Aquino 118.3 ... 8/8/19 vs Chc, Hamels
Joey Votto 113.2 .. 9/11/20 at StL, Wainwright
Matt Davidson 113.1 8/21/20 at StL, Webb
Jesse Winker 113.0 ... 8/29/20/g2 vs Cubs, Mills
Patrick Kivlehan 113.0 8/12/17 at Mil, Suter

HARDEST HIT HOME RUNS IN 2019, PER STATCAST

Aristides Aquino, Cin .. 118.3 8/8 vs Chc, Hamels
Gary Sánchez, NYY ... 118.3 5/3 vs Min, Morin
Pete Alonso, NYM 118.3 4/11 at Atl, Venters

2020 SEASON

- Made 23 apps and 14 starts in 4 stints with the Reds (9gs in LF, 2gs in RF, 1gs in CF, 2gs at DH).
- Made his first 2 career starts batting leadoff, on 9/19 vs WSox in his 62nd career start and on 9/27 at Min in the final game of the regular season.
- Was recalled the day after Opening Day and from 7/25-8/2 went 2-for-8 in 5g and 3 starts (2gs in LF, 1gs at DH).
- Served as the 29th player for the doubleheader on 8/29 vs Cubs...appeared in Game 2 as a defensive replacement in LF (RBI-single, walk).
- From 8/31-9/14 went 2-for-19 in 9 apps and 7 starts (3gs in LF, 2gs in RF, 1gs in CF, 1gs at DH).
- Was optioned to the alternate training site following the doubleheader sweep on 9/14 vs Pit, but was recalled again the next day, when Eugenio Suárez went on the 3-day paternity list...spent the rest of the season with the Reds (8g, 4gs, 3-19, .158, 1hr, 3rbi).
- Started Game 1 of the Wild Card Series at Atl...played LF and went 2-for-6 in the 13-inning, 1-0 loss...was the longest 1-0 game in Postseason history...did not play in the 5-0 loss in the deciding Game 2.

2019 MAJOR LEAGUE DEBUTS & AQUINO

Player	Age	G	OPS	HR	RBI	SB
Aristides Aquino, Cin	25	57	.887	* 19	47	7
Nick Senzel, Cin	24	104	.742	^ 12	42	14
Pete Alonso, NYM	24	161	.941	53	120	1
Bryan Reynolds, Pit	24	134	.880	16	68	3
Vlad Guerrero Jr., Tor	20	123	.772	15	69	0
Eloy Jiménez, ChiA	22	122	.828	31	79	0
Mike Yastrzemski, SF	29	107	.852	21	55	2
Cavan Biggio, Tor	24	100	.793	16	48	14
Michael Chavis, Bos	24	95	.766	18	58	2
Yordan Alvarez, Hou	22	87	1.067	27	78	0
Fernando Tatis Jr., SD	20	84	.969	22	53	16
Keston Hiura, Mil	23	84	.938	19	49	9
Austin Riley, Atl	22	80	.750	18	49	0
Bu Bichette, Tor	21	46	.930	11	21	4

Aristides Aquino made his Major League debut in 2018 (1 game)
 * Set MLB records for fewest career G to 14 HR, fewest PA to 15 HR
 ^ First batter in Reds history with 3 HR in his first 4 career games

2019 SEASON

- For the second time received the Sheldon "Chief" Bender Award as the organization's Minor League Player of the Year (2016)...was only the second player ever to win the award twice (OF Billy Hamilton, 2011, 2012).
- Was the National League Player of the Month and Rookie of the Month for August.
- Was National League Player of the Week for 8/5-8/11.
- Established modern Major League records for fewest career plate apps to 15 HR (122) and modern Major League records for HR in a player's first 12 career games (8), first 14 career games (9), first 16 career games (10), first 17 career games (11), first 22 career games (12), first 27 career games (13) and first 28 career games (14).
- After his promotion on 8/1, among all Major League batters ranked T3rd in HR (19) and third RBI (47)...teammate Eugenio Suárez tied for the Major League lead in HR in that span (20).
- In only 56 apps ranked T5th among National League rookies in HR (19).
- Fell a homer shy in his attempt to become the fifth Reds player to produce 20 HR after July 31 (Greg Vaughn, 20 in 1999; George Foster, 20 in 1977; Frank Robinson, 20 in 1962; Ted Kluszewski, 21 in 1956).
- In the first inning on 8/28 at Mia off Sandy Alcantara hit his 13 HR in his 100th career plate appearance...is the only player in modern Major League history with 13 HR in his first 100 career plate apps...Phi's Rhys Hoskins (98th PA) and LAD's Will Smith (100th PA) are the only other players, since 1900, to produce as many as 12 HR in their first 100 career plate apps.
- On 8/10 vs Cubs homered in 3 consecutive innings (2nd, 3rd, 4th)...is the only Major League rookie and only Reds player to homer in 3 consecutive innings, tying the Major League record for HR in consecutive innings in a game...he was the 13th player to do it, the second in 2019 (Chi's Kris Bryant, 5/17 at Wsh, 7th-9th)...was only the second player in modern Major League history with a 3-homer game within his first 10 career games (Phi's Bobby Estalella, 10th game, 9/4/1997).
- Was only the third rookie batter since 1900 to produce at least 10 HR over an 11-game span (8/6-8/17), joining LAD's Cody Bellinger (2017) and Det's Rudy York (1937).
- His 3 HR and 12 total bases on 8/10 vs Cubs tied Derek Dietrich for the most HR and total bases by a Reds player in a game in 2019...Dietrich also had 3 HR and 12 RBI, on 5/28 vs Pit.
- Hit 6 of his 19 HR vs the Cubs (11rbi), the most by any rookie against the Cubs in a season since Joey Votto hit 8 HR vs Chi in 2008.
- Hit .356 with runners in scoring position.
- On 8/3 at Atl, in his fourth Major League appearance and third of the season, produced his first career hit (single off Dallas Keuchel), first career HR (3-run off Keuchel) and first career RBI.
- His 2-run HR on 8/8 off Chi's Cole Hamels traveled 118.3 miles per hour, the hardest hit ball by a Reds batter in the Statcast Era and tied for the hardest hit home run in the Major Leagues in 2019 (Gary Sánchez, Pete Alonso).
- With 2 outs, the bases loaded and the score tied at 2-2 in the bottom of ninth inning of the 12-inning, 4-2 win on 9/28 at Pit was credited with playing 1B for 1 batter as part of a 5-man infield...Joey Votto, standing to Aquino's right, was credited with playing LF, while Phillip Ervin moved from LF to RF.

MULTI-HOMER GAMES (1)

8/10/19 vs Chc (3) (Hendricks 2, Maples)

CONSECUTIVE GAMES (3 MIN.)

4 straight games 8/6-8/10, 2019

- Was National League Player of the Week for 8/5-8/11, the Reds' only weekly award winner in 2019...led the Major Leagues in slugging percentage(1.364), tied for the lead in HR (6) and led the National League in hitting (.500) and RBI (11)...was the first Reds rookie to win a Player of the Week award since RHP Chris Reitsma in April 2001 and the first Reds rookie position player since Hal Morris in July 1990.
- During that award-winning week, from 8/3-8/12 hit .517 in a career-high 9-game hitting streak and from 8/5-8/12 produced at least 1 RBI in 7 consecutive apps, the longest RBI streak by a Reds batter in 2019...his 4-game home run streak from 8/6-8/10 tied Eugenio Suárez' for the longest by a Reds batter in 2019 and fell 1 shy of the club record for HR in consecutive games.
- Was the National League's Player of the Month and Rookie of the Month for August...led the Major Leagues in HR (14) and RBI (33) and led the National League in slugging percentage (.767)...established a new National League record for HR by a rookie in a calendar month and tied the franchise record for HR by any player in any calendar month (Frank Robinson, August 1962 & Greg Vaughn, September 1999)...his 33 RBI were second-most ever by a Reds batter in August (Frank Robinson, 34 RBI, August 1962) and the most by a Reds batter in any month since Jay Bruce had 33 RBI in May 2011.
- Was the first Major League player to win best player and rookie awards in the same month since NYY's Aaron Judge did it twice in 2017 and the first National League player to do it since LAD's Yasiel Puig in June 2013...Aquino was the second Reds player to win both awards but the first to win both in the same season...Adam Dunn was Co-Rookie of the Month in August 2001 (w/ Hou's Roy Oswalt) and Player of the Month in July 2005...Aquino was the first Red to win the Player of the Month since Scooter Gennett in May 2018 and the first to win Rookie of the Month since Billy Hamilton in June 2014.
- Was a 2019 International League All-Star and the league's Rookie of the Year...since the Reds became an affiliate in 2000, is only the second Louisville player ever to win the IL's Rookie of the Year award (Joey Votto, 2007).
- Shared with OF Brian O'Grady the 2019 Mary E. Barney Award as Louisville's co-Most Valuable Players.
- When promoted to the Reds on 8/1 ranked among the International League leaders in slugging percentage (1st, .636), HR (2nd) and OPS (2nd, .992)...finished the season ranked T5th in strikeouts...would have led the IL in slugging percentage and OPS but didn't have enough plate apps to qualify.
- For the Bats fom 5/23-6/19 hit .345 during a 22-game hitting streak, the second-longest by a Louisville batter since 1982...from 6/12-6/19 produced an RBI in 7 straight games, the longest RBI streak by a Bats batter since Danny Dorn (7) in 2011.
- Following the season played in the Dominican Winter League (11g, .209, 3 2b, 1 3b, 1hr, 7rbi, 1sb).
- Entered the season rated by *Baseball America* the 19th-best prospect in the organization following the season was rated the 10th-best prospect in the International League.

REDS BATTERS WITH AT LEAST 3 HR IN A GAME

Jake Beckley at STL 9/26/1897
Alex Kampouris at Phi 5/9/1937
Walker Cooper vs STL 7/6/1949
Gus Bell at Phi 7/21/1955
Smoky Burgess vs Pit 7/29/1955
Gus Bell at Chc 5/29/1956
Ed Bailey at Brkln 6/24/1956
Ted Kluszewski at STL 7/1/1956
Bob Thurman vs Mil 8/18/1956
Frank Robinson vs STL 8/22/1959
Art Shamsky vs Pit 8/12/1966
Johnny Bench vs STL 7/26/1970
Johnny Bench at Phi 5/9/1973
George Foster vs Atl 7/14/1977
Pete Rose at NYM 4/29/1978
Johnny Bench at SD 5/29/1980
Eric Davis at SF 9/10/1986
Eric Davis at Phi 5/3/1987
Barry Larkin vs Hou 6/28/1991
Reggie Sanders vs Col 8/15/1995
Willie Greene vs Chc 9/24/1996
Bret Boone at Chc 9/20/1998
Jeffrey Hammonds at Col 5/19/1999
Greg Vaughn at Chc 9/7/1999
Russell Branyan at SD 8/4/2002
Aaron Boone vs SD 8/9/2002
Aaron Boone vs STL 5/8/2003
Joey Votto vs Chi 5/7/2008
Jonny Gomes vs Wsh 8/13/2009
Drew Stubbs at Chc 7/4/2010
Jay Bruce vs Chc 8/27/2010
Chris Heisey vs NYY 6/22/2011/g2
Joey Votto vs Wsh 5/13/2012
Joey Votto vs Phi 6/9/2015
Scooter Gennett (4) vs STL 6/6/2017
Derek Dietrich vs Pit 5/28/2019
Aristides Aquino vs Chc 8/10/2019
Eugenio Suárez at Pit 9/5/2020

* Club record (18 Major League players have hit 4 HR in a game)

30 Reds players hit at least 3 HR in a game, accomplished 38 times

2018: Made 1 appearance for the Reds and 109 starts in RF for Pensacola, where he was a mid-season Southern League All-Star...his arm was rated by *Baseball America* the best among Southern League outfielders...ranked third in the Southern League with 20 HR, second-most by any Reds minor league batter (Ibanel Isabel, 35)...was promoted from Pensacola on 8/17, when Joey Votto was disabled...returned to Pensacola on 8/25, when Scott Schebler came off the disabled list...on 8/19 vs SF made his only Major League appearance...pinch ran in the sixth inning, played RF and finished 0-for-1...was his first professional appearance above Class AA...was 1 of 9 Reds players to make Major League debuts in 2018 (IF Alex Blandino, RHP Tanner Rainey, RHP Zack Weiss, IF/OF Rosell Herrera, IF/OF Brandon Dixon, RHP Jesús Reyes, IF Blake Trahan, OF Gabriel Guerrero)...on 11/30 became a free agent when he was non-tendered a contract, but the next day was re-signed to a minor league contact with an invitation to 2019 Major League spring training camp...wore uniform number 63 in his 1 appearance for the Reds.

MINOR LEAGUES

2017: Spent the season at Class AA Pensacola, where among Southern League leaders he ranked T5th in HR and T3rd in triples... among all Reds minor leaguers ranked third in HR...his throwing arm was rated by *Baseball America* the best in the SL...entered the season rated the seventh-best prospect in the organization overall and Best Power Hitter...following the season played for Escogido in the Dominican Winter League (.24g, .214, 1 2b, 5rbi, 1sb)...**2016:** At Class A Daytona was the Florida State League Player of the Year, a *Baseball America* High Class A All-Star, an MiLB.com Organization All-Star and winner of the Sheldon "Chief" Bender Award as the Reds' Minor League Player of the Year...for the second straight season, his arm was rated the best of any Reds minor league outfielder...led all Reds minor league batters in HR and RBI...led the Florida State League in triples, total bases and extra-base hits while ranking second in HR, third in RBI, fourth in runs scored and fifth in hits...was FSL Batter of the Week for 4/25-5/1...following the season played for Escogido in the Dominican Winter League (3g, .333, 1-3)...on 11/18 was added to the Reds' 40-man roster...**2015:** Following the season, his throwing arm was rated by *Baseball America* the best in the organization...while with Dayton on 4/24 suffered a fractured left ulna when he was hit by a pitch...didn't play again until 7/15...**2014:** At Rookie Billings ranked among the Pioneer League leaders in RBI (1st), total bases (1st), extra base-hits (1st), doubles (1st), HR (2nd), games (2nd), slugging percentage (2nd), at-bats (2nd), steals (T2nd) and hits (4th)...his 16 HR led all Reds short-season farmhands...was the Reds' Minor League Player of the Month for July (28g, .348, 10hr, 34rbi, 12sb, .713slg)...was rated the Reds' ninth-best prospect.

**SHELDON "CHIEF" BENDER AWARD
REDS MINOR LEAGUE PLAYER OF THE YEAR**

2020	No minor league season
2019	Aristides Aquino, OF
2018	Ibandel Isabel, IF/OF
2017	Nick Senzel, 3B
2016	Aristides Aquino, OF
2015	Tyler Mahle, RHP
2014	Ben Lively, RHP
2013	Seth Mejias-Brean, 3B
2012	Billy Hamilton, SS
2011	Billy Hamilton, SS
2010	Devin Mesoraco, C
2009	Chris Heisey, OF
2008	Chris Valaika, SS
2007	Jay Bruce, OF
2006	Homer Bailey, RHP
2005	Chris Denorfia, OF
2004	Richie Gardner, RHP
2003	Stephen Smitherman, OF
2002	Brandon Larson, 3B
2001	Adam Dunn, OF
2000	Austin Kearns, OF

AQUINO'S CAREER TRANSACTIONS

- Was signed as a non-drafted free agent, January 18, 2011. Was signed by Richard Jimenez.
- On Dayton's disabled list with a fractured left ulna, April 25-July 13, 2015.
- On Daytona's suspended list, July 29-August 3, 2016.
- On Pensacola's disabled list with right patellar dislocation, June 6-12, 2018.

CAREER FIELDING

Pos.	Pct.	G	PO	A	E	TC	DP	PB
LF	1.000	13	19	0	0	19	0	-
CF	----	* 1	0	0	0	0	0	-
RF	.981	59	100	3	2	105	0	-
1B	----	^ 1	0	0	0	0	0	-

* Started on 9/4/20/g1 at Pit, ^ 9th inning on 9/28/19 at Pit

Career Hitting

Yr	Club	AVG	G	AB	R	H	2B	3B	HR	RBI	SH	SF	HB	BB	SO	SB	CS	OBP	SLG	E
11	DSL Reds - R	.188	60	202	27	38	4	4	3	21	1	2	7	21	63	4	10	.284	.292	9
12	DSL Reds - R	.197	65	239	28	47	11	0	3	26	3	4	4	24	65	5	8	.277	.280	8
13	AZL Reds	.278	46	194	37	54	15	6	4	38	0	1	4	10	40	4	3	.325	.479	6
	Billings - R	.212	15	66	13	14	1	1	3	10	0	2	0	2	22	1	1	.229	.394	1
14	Billings - R	.292	71	284	48	83	*23	5	16	*64	0	1	7	15	66	21	5	.342	.577	5
15	Dayton - A	.234	61	231	25	54	9	3	5	27	0	2	5	11	53	6	1	.281	.364	4
	Billings - R	.308	13	52	7	16	1	3	2	13	0	0	0	2	9	0	1	.333	.558	1
16	Daytona - A	.273	125	484	69	132	26	*12	23	79	0	2	6	34	104	11	7	.327	.519	8
17	Pensacola - AA	.216	131	459	54	99	20	6	17	56	0	2	4	39	145	9	3	.282	.397	8
18	Pensacola - AA	.240	114	404	49	97	20	2	20	55	1	1	4	35	112	4	5	.306	.448	6
	Cincinnati	.000	1	1	0	0	0	0	0	0	0	0	0	0	1	0	0	.000	.000	0
19	Louisville - AAA	.299	78	294	56	88	13	1	28	53	0	2	4	23	81	5	1	.356	.636	8
	Cincinnati	.259	56	205	31	53	8	0	19	47	0	2	2	16	60	7	0	.316	.576	2
20	Cincinnati	.170	23	47	7	8	1	0	2	8	0	0	3	6	18	1	0	.304	.319	0
	Majors Totals	.241	80	253	38	61	9	0	21	55	0	2	5	22	79	8	0	.312	.526	2
	Minors Totals	.248	779	2909	413	722	143	43	124	442	5	19	45	216	760	70	45	.303	.434	64

* Led league. In 2014 and 2016 also led his leagues in total bases and extra-base hits

Wild Card Series Record

Yr	Club, Opponent	AVG	G	AB	R	H	2B	3B	HR	RBI	SH	SF	HB	BB	SO	SB	CS	OBP	SLG	E
20	Cin at Atl	.333	1	6	0	2	0	0	0	0	0	0	0	0	2	0	1	.333	.333	0

SINGLE-SEASON CAREER HIGH STREAKS
Hitting Streak: 9g, 8/3-8/12, 2019; **Hitless Streak:** 14ab, 9/10-9/14, 2019



BRANDON
BAILEY

Twitter @BBailey_19

RHP

55

Age: 26 Ht.: 5-10 Wt.: 200 Bats: R Throws: R ML Service: 0.064

Born: 10/19/94 Birthplace: Westminster, CO Resides: Broomfield, CO

Acquired: From the Astros for cash, November 20, 2020.

Contract: Signed through the 2021 season and under team control through 2026.

CAREER HIGHLIGHTS

- Entered the 2021 season rated by *Baseball America* the 27th-best prospect in the organization.
- When acquired by the Reds in November 2020, was rated by MiLB.com the No. 30 prospect in the Astros' organization.
- Was the second player selected, by the Orioles from the Astros' Class AAA Round Rock roster, in the first round of the Major League phase of the December 2019 Rule 5 Draft...was returned to the Astros during 2020 spring training, his first Major League camp.
- In 2018 for Class A Buies Creek, twice was named the Carolina League Pitcher of the Week (7/16-7/22, 7/30-8/5).
- Was the winning pitcher for the Yarmouth-Dennis Red Sox in the 2015 Cape Cod League championship game.

2020 SEASON

- Spent most of the season in Corpus Christi on the Astros' alternate training site roster, but in his Major League debut made 5 apps in relief from 7/26-8/14.
- After he was optioned to the alternate training site on 8/15, traveled with the team on every road trip as part of the Astros' taxi squad.
- Went to Major League spring training camp with the Orioles, but on 3/6 the December 2019 Rule 5 draftee was returned to the Astros and sent to minor league camp.
- Made his first career Opening Day roster in his first action above Class AA.
- Threw a scoreless ninth inning in his Major League debut, a 7-6 Astros loss to Sea on 7/26 (1ip, 2h, 13pch).
- Recorded his first career strikeout on 8/9 at Oak (Tony Kemp).
- Following the season, on 11/20, was traded to the Reds for cash.

PERSONAL: In 2013 graduated from Broomfield (CO) High School, where as a junior he was the state's Player of the Year and as a senior was named an Under Armour Pre-Season All-American...in his 2012 junior year went 11-0, 1.02 to lead Broomfield High to the state championship...from 2014-2016 pitched for Gonzaga University, where he received a bachelor of education degree in sport management with a minor in public relations...currently is pursuing a master's degree in sports coaching at the University of Northern Colorado...during his 2016 junior season at Gonzaga went 10-3, 2.42 with 125 strikeouts, the third-highest single-season strikeout total in Gonzaga history...was first-team All-WCC, second-team All-West Region and a Golden Spikes Award mid-season watch list selection...recorded 17 strikeouts in the 2016 WCC Championships...later that 2016 season earned a win at the NCAA regional tournament against Arizona State and was named to the All-Fort Worth Regional team...in all 3 seasons at Gonzaga, was a teammate of Astros infielder Taylor Jones...is one-eighth Chickasaw and a member of Chickasaw Nation, a federally recognized Native American Nation headquartered in Ada, OK...his great-great grandmother, Matahoya, walked the "Trail of Tears"...his great-grandfather, George, was full-blooded Chickasaw and lived on the tribe's Oklahoma reservation...actively blogs on his website, BrandonBailey1994.com...follow on Twitter @BBailey_19.

BAILEY'S CAREER TRANSACTIONS

- Was selected by the Athletics in the sixth round of the June 2016 first-year player draft. Was signed by Jim Coffman.
- On Beloit's disabled list, May 10-17, 2017.
- On Stockton's disabled list, July 25-August 15, 2017.
- Was acquired by the Astros for OF Ramón Laureano, November 20, 2017.
- On Corpus Christi's injured list, July 9-August 1, 2019.
- Was acquired by the Orioles in the first round (2nd overall) of the Rule 5 Draft, December 12, 2019.
- Was returned to the Astros, March 6, 2020.
- Was acquired by the Reds for cash, November 20, 2020.

Career Pitching

Yr	Club	W-L	ERA	G	GS	CG	SHO	SV	IP	H	R	ER	HR	BB	SO	WP	BK
16	AZL Athletics - R	0-0	1.80	2	2	0	0	0	5.0	7	1	1	0	1	4	0	0
	Vermont Lake - A	3-1	3.08	10	5	0	0	0	38.0	26	14	13	1	9	42	3	0
17	Beloit - A	1-1	2.68	15	11	0	0	0	57.0	40	17	17	4	21	73	3	1
	Stockton - A	2-1	4.24	9	6	0	0	1	34.0	28	16	16	4	10	47	5	0
18	Buies Creek - A	5-8	2.49	20	16	0	0	0	97.2	69	30	27	6	43	113	17	0
	Corpus Christi - AA	1-0	4.01	5	1	0	0	1	24.2	21	13	11	5	9	23	0	1
19	Corpus Christi - AA	4-5	3.30	22	17	0	0	0	92.2	72	34	34	12	41	103	7	0
20	Houston	0-0	2.45	5	0	0	0	0	7.1	6	2	2	1	3	4	1	0
Major Totals		0-0	2.45	5	0	0	0	0	7.1	6	2	2	1	3	4	1	0
Minor Totals		16-16	3.07	83	58	0	0	2	349.0	263	125	119	32	134	405	35	2

SINGLE-SEASON CAREER HIGH STREAKS

Scoreless Streak By Game: 2g, 7/26-8/1, 2020; **Scoreless Streak By Inning:** 2.2, 7/26-8/5, 2020;

Winning Streak: None; **Losing Streak:** None



MATT BALL

@mattball333

RHP

83

Age: 26 **Ht.:** 6-5 **Wt.:** 200 **Bats:** R **Throws:** R **ML Service:** 0.000

Born: 1/23/95 **Birthplace:** San Diego, CA **Resides:** Bonita, CA

Acquired: Was signed to a minor league contract with an invitation to 2021 Major League spring training camp, December 21, 2020.

Contract: Signed through the 2021 season and under team control through 2026.

Non-Roster

CAREER HIGHLIGHTS

- In 2020 attended his first Major League spring training camp, with the Angels.
- Was acquired by the Angels from the Rangers in the Class AAA phase of the December 2017 Rule 5 Draft.
- 3 times was named his league's Pitcher of the Week, once in 2015 in the Pioneer League and twice in 2018 in the California League.

2020 SEASON

- Was a non-roster invitee to the Angels' Major League spring training camp, his first.
- On 8/19 was released by the Angels, then was signed by the Sugar Land Lightning Sloths of the independent Constellation Energy League.
- On 12/21 was signed by the Reds to a minor league contract with an invitation to 2021 Major League spring training camp.

PERSONAL: Attended Bonita Vista High School in Chula Vista, CA, where as a senior in 2013 he was named Mesa League Pitcher of the Year after finishing 7-3, 0.86 in 11 starts with 7 complete games and 119 strikeouts in 73 innings...before he was drafted out of high school by the White Sox, had committed to California State University, Long Beach...on the field, has worn stirrups since high school...follow on Twitter @mattball333.

BALL'S CAREER TRANSACTIONS

- Was selected by the White Sox in the 11th round of the June 2013 first-year player draft.
- Was acquired by the Rangers for RHP Anthony Renaudo, May 12, 2016.
- On Hickory's 7-day disabled list, July 20-August 13, 2016.
- On Hickory's 7-day disabled list, April 6-23 and June 23-remainder of the season, 2017; was transferred to the minor league 60-day DL, July 6.
- Was selected by the Angels in the minor league phase of the Rule 5 Draft, December 14, 2017.
- On Inland Empire's 7-day disabled list, April 5-May 16 and May 29-June 7, 2018.
- On Mobile's 7-day disabled list, May 10-28 and August 21-remainder of the season, 2019.
- Was released by the Angels, August 19, 2020.
- Was signed by the Reds to a minor league contract with an invitation to 2021 Major League spring training camp, December 21, 2020.

Career Pitching

Yr	Club	W-L	ERA	G	GS	CG	SHO	SV	IP	H	R	ER	HR	BB	SO	WP	BK
13	Bristol - R	0-1	4.84	14	0	0	0	0	22.1	25	18	12	1	8	23	2	1
14	Great Falls - R	3-6	7.26	14	13	0	0	0	57.0	81	60	46	6	21	42	3	1
15	Great Falls - R	2-9	8.16	15	15	0	0	0	60.2	80	61	55	7	34	52	8	2
16	Kannapolis - A	0-1	4.50	10	0	0	0	1	16.0	17	15	8	1	5	24	3	0
	Hickory - A	4-1	1.60	21	4	0	0	3	50.2	51	11	9	2	17	39	3	0
17	Hickory - A	0-1	5.67	11	5	0	0	3	33.1	39	26	21	4	10	38	3	0
18	Inland Empire - A	4-1	3.81	14	13	0	0	0	54.1	44	24	23	5	12	55	1	1
	Mobile - AA	1-3	5.79	4	4	0	0	0	18.2	22	13	12	0	7	13	2	0
19	Mobile - AA	1-3	3.57	8	8	0	0	0	35.1	33	16	14	2	13	45	7	0
	Salt Lake - AAA	0-2	5.82	14	7	0	0	0	43.1	48	28	28	9	28	43	3	1
20	Sugar Land - IND	0-1	2.70	5	2	0	0	0	10.0	7	4	3	2	6	14	1	0
Minor Totals		15-28	5.24	125	69	0	0	7	391.2	440	272	228	37	155	374	35	6



TUCKER

@Tucker_Barnhart

C

BARNHART

16

Age: 30 Ht.: 5-11 Wt.: 192 Bats: L Throws: R ML Service: 6.075

Born: 1/7/91 Birthplace: Indianapolis, IN Resides: Zionsville, IN

Acquired: Was selected by the Reds in the 10th round of the June 2009 first-year player draft. Was signed by Rick Sellers.

Contract: Signed a 4-year contract extension through the 2021 season, with a club option for 2022, September 22, 2017.

CAREER HIGHLIGHTS

- In 2017 and 2020 won Rawlings Gold Glove Awards, joining Johnny Edwards (1963, 1964) and 10-time winner and Cooperstown Hall of Famer Johnny Bench (1968-1977) as the only catchers in Reds history to earn Major League Baseball's most prestigious honor for defensive excellence.
- Is 1 of only 27 Major League catchers ever to win multiple Rawlings Gold Glove Awards.
- From 2011-2014, for 4 straight seasons was rated by *Baseball America* the best defensive catcher in the organization...following his 2011 season at Class A Dayton received Minor League Baseball's Rawlings Gold Glove Award for catchers.
- Holds the franchise single-season record for highest fielding percentage by a catcher (.999, 2017) and shares with Brayan Peña (2015) the club mark for fewest errors in a season by a catcher (1e, 953tc, 2017).
- In 2018 and 2020 was the Reds' nominee for the Roberto Clemente Award for representing baseball through extraordinary character, community involvement, philanthropy and positive contributions.
- In 2016 and 2019 won the Joe Nuxhall Good Guy Award in voting of the local chapter of the Baseball Writers' Association of America.
- Was on the Reds' Opening Day rosters in 2014 and 2016-2020.
- In 2013 was a Southern League All-Star...in 2012 was rated by California League managers the best defensive catcher in the CL... was the Reds' Minor League Player of the Month for June 2012.

2020 RAWLINGS GOLD GLOVE AWARDS

National League

1B	Anthony Rizzo, Chi
2B	Kolten Wong, StL
3B	Nolan Arenado, Col
SS	Javier Báez, Chi
LF	Tyler O'Neill, StL
CF	Trent Grisham, SD
RF	Mookie Betts, LA
C	TUCKER BARNHART, CIN
P	Max Fried, Atl

American League

1B	Evan White, Sea
2B	César Hernández, Cle
3B	Isiah Kiner-Falefa, Tex
SS	J.P. Crawford, Sea
LF	Alex Gordon, KC
CF	Luis Robert, Chi
RF	Joey Gallo, Tex
C	Roberto Perez, Cle
P	Griffin Canning, LA

2020 SEASON

- Won his second Rawlings Gold Glove Award for defensive excellence (2017).
- Became only the 27th Major League catcher ever to win more than one Rawlings Gold Glove Award.
- Was rated by Sports Info Solutions the best defensive catcher in the Major Leagues in total runs saved (9).
- For the fifth consecutive season led Reds catchers in starts (33) and innings caught (272.1).
- During the regular season Reds pitchers went 16-17 in his starts and posted a 3.87 ERA while he caught... caught 2 of the staff's 5 shutouts.
- During the regular season, threw out the last 4 base runners attempting to steal and 8 of 21 overall (38%).
- In 17 apps in September during the Postseason push posted a .595 slugging percentage and .943 OPS.
- 6 of his last 9 hits of the regular season were extra-base hits (double, home run, home run, double, single, single, home run, home run, single).
- In the fifth inning of the 4-3 walkoff win on 9/2 vs StL, his 2-run HR off starter Johan Oviedo tied the score at 3-3...in the third inning of the 6-2 win on 9/5 at Pit, his solo HR gave the Reds a 1-0 lead they would not relinquish.
- In the last 3 innings of the 16-2 loss on 9/1 vs StL played 1B, his 15th career appearance at that position (11g in 2018, 3g in 2019)...played 1B again in the regular season finale on 9/27 at Min, when he played that position the last 4 innings of the 10-inning, 5-3 win.
- In the 9-6 loss on 8/13 vs Pit, in the 600th appearance of his Major League career, led off the bottom of the ninth inning with a home run off Keone Kela that snapped his career-high hitless streak at 22 at bats.

- From 7/25-7/27 missed the Reds' second, third and fourth games of the season while on the paternity list...made his season debut in a 12-7 win on 7/29 vs Cubs.
- In Game 1 of the National League Wild Card Series at Atl caught the last 7 innings of the 13-inning, 1-0 loss...was the longest 1-0 game in Postseason history.
- Started Game 2 of the Wild Card Series at Atl, a 5-0 loss.
- For the second time in his career was the Reds' nominee for the Roberto Clemente Award for his character, community involvement, philanthropy and positive contributions on and off the field...also was nominated in 2018.
- Was on the Reds' Opening Day roster for the fifth straight season and for the sixth time overall (2014, 2016-2020).

2020 CATCHERS' ERA				
Catcher	GS	IP	ER	ERA
Barnhart	16-17	272.1	117	3.87
Casali	14-11	212.2	87	3.68
Stephenson	1-1	19.0	14	6.63

2020 CATCHERS' CAUGHT STEALING %			
Catcher	SB	CS	%
Barnhart	13	8	38%
Casali	8	2	20%
Stephenson	1	1	50%

2019 SEASON

- For the second time received the Joe Nuxhall Good Guy Award in voting of the local chapter of the Baseball Writers' Association of America...also won the award in 2016.
- Was on the Reds' Opening Day roster for the fourth straight season and for the fifth time overall (2014, 2016-2019).
- With 11 HR established a new career high...became the first Reds catcher with consecutive seasons of at least 10 HR since David Ross did it in 2006 (21) and 2007 (17).
- For the fourth consecutive season led Reds catchers in starts (87) and innings caught (773.0).
- Reds pitchers went 42-45 in his starts and posted a 4.16 ERA when he caught (773ip)...threw out 11-52 runners attempting to steal (21%).
- On 4/30 at NYM pinch hit and caught the last 2 innings in the 500th appearance of his Major League career.
- In the 6-4 win on 8/4 vs Atl, his 3-run HR in the 10th inning off Shane Greene snapped the 3-3 tie.
- In the 8-4 win on 8/6 vs LAA produced his first career 2-homer game (off Justin Anderson, Ty Buttrey).
- On 8/15 vs StL made his 500th career appearance as a catcher...is approaching 500 career starts at that position (492).
- In the 8-5 win on 9/4 vs Phi made his first career start batting cleanup...was his 486th career start...made is only other start batting fourth in the order on 9/8 vs Ari.
- From 6/28-7/25 missed 22 games while on the 10-day injured list with a right oblique strain...hit .191 (5hr, 18rbi) in 60 apps before he went on the IL and .273 (6hr, 22rbi, .367obp) in 54 apps after he was reinstated on 7/26.
- On 9/5, the former switch hitter began batting only lefthanded.

2018: Established career highs in games, at bats, runs, hits, triples, HR, walks, total bases and extra-base hits...was the Reds' nominee for the prestigious Roberto Clemente Award for representing baseball through extraordinary character, community involvement, philanthropy and positive contributions, on and off the field...for the third consecutive season led Reds catchers in starts (113)...the Reds went 47-66 in his starts behind the plate and posted a 4.93 ERA while he caught (991ip)...threw out 13-64 base runners attempting to steal (20%)...started 4 of the staff's 6 team shutouts...led the team in starts at 2 spots in the batting order, sixth (40gs) and seventh (33gs)...also hit second (32gs), fifth (7gs) and eighth (7gs)...from 5/22-7/8 made 31 consecutive starts batting second, his first career starts at that spot in the order...his 32 starts overall batting second were the most by a Reds catcher in that spot in the order since Smoky Burgess made 56 starts there in 1955...made his first career apps at first base (11g, 6gs)...started at that position in 5 of the Reds' 12 games from 8/17-8/29, while Joey Votto was disabled...made his other and most recent start at first base on 9/23 at Mia...in pre-game ceremonies on 4/14 received his 2017 Rawlings Gold Glove Award, then led off the fifth inning of that afternoon's game with a homer off StL's Miles Mikolas...from 5/7-5/14 produced at least 1 extra-base hit in 6 consecutive apps (11-23, .478, 4 2b, 1 3b, 1hr, 6rbi, .870slg, .520obp)...was the longest active streak in the Major Leagues when snapped and the longest extra-base hit streak by a Reds batter since Jay Bruce's 7-game streak from 6/20-6/26, 2014...his 2-run HR off Chris Stratton on 5/14 at SF was the 300th hit of his career...in the 8-4 loss on 9/28 vs Pit produced 5 hits and 10 total bases, both career highs...was 1 of 3 Reds batters in 2018 with 5 hits in a game (José Peraza, Scooter Gennett) and 1 of 2 with 10 total bases in a game (Peraza)...in the fifth inning of the 6-2 loss on 8/4 at Wsh, following Matt Adams' leadoff HR off Matt Harvey, was ejected for the first time in his career (HP umpire Andy Fletcher, arguing balls and strikes).

MULTI-HOMER GAMES (1)	
Date	Pitcher
8/6/19 vs LAA ...	Justin Anderson, Ty Buttrey

GRAND SLAMS (1)	
Date	Pitcher
8/16/16 vs Mia	José Ureña

2017: Became only the third catcher in Reds history to win a Rawlings Gold Glove Award for defensive excellence, joining Johnny Edwards (1963, 1964) and 10-time winner Johnny Bench (1968-1977)... established a new single-season club record for highest fielding percentage by a catcher (.999) and tied Brayan Pena's 2015 club mark for fewest errors in a season by a catcher (1e, 953tc)...led Major League catchers in fielding percentage (.999, 1e, 953tc), caught stealings (28) and assists (89)...led NL catchers in blocked pitches (661)...with a 2.8 Defensive WAR as calculated by Baseball Reference, led all NL position players and ranked second among all Major League players (SS Andrelton Simmons 4.2)...as calculated by Fangraphs, led all Major League catchers in defensive value and in defensive runs saved...committed his only error of the season in his 53rd appearance behind the plate (7/7 at Ari, SB/E2)...that 52-game errorless streak was the longest of his career, but then after that miscue finished the season with another 57 consecutive scoreless defensive apps to establish another career best...Reds pitchers went 51-54 in his starts and posted a 4.74 ERA while he caught (931.2ip)...threw out 28-65 baserunners attempting to steal (43%)...made a team-high 104 starts batting eighth in the order and 1 start batting seventh (9/21 vs StL)...caught 7 of the staff's 8 shutouts and Scott Feldman's 4-0 complete game on 5/7 vs SF...established new career highs in games, hits, doubles, triples, walks, total bases, batting average, on-base percentage, slugging percentage and OPS while tying his career high in HR...in his last 30 apps of the season beginning 8/19 hit .301 (7 2b, 1 3b, 2hr, 15rbi, 2sb, .462slg, .394obp)...his 444-foot HR on 5/16 at Wrigley Field off John Lackey was the longest of his career...from 8/31-9/2 was on the paternity list for the birth of son Tatum Elliot...on 9/22 signed a 4-year contract extension through the 2021 season with a club option for 2022.

2017 RAWLINGS GOLD GLOVE AWARDS

National League

1B	Paul Goldschmidt, Ari
2B	DJ LeMahieu, Col
3B	Nolan Arenado, Col
SS	Brandon Crawford, SF
LF	Marcell Ozuna, Mia
CF	Ender Inciarte, Atl
RF	Jason Heyward, Chi
C	TUCKER BARNHART, CIN
P	Zack Greinke, Ari

American League

1B	Eric Hosmer, KC
2B	Brian Dozier, Min
3B	Evan Longoria, TB
SS	Andrelton Simmons, LAA
LF	Alex Gordon, KC
CF	Byron Buxton, Min
RF	Mookie Betts, Bos
C	Martin Maldonado, LAA
P	Marcus Stroman, Tor

2016: Won the Joe Nuxhall Good Guy Award in voting of the local chapter of the BBWAA...in May became the Reds' starting catcher following Devin Mesoraco's season-ending shoulder injury and established career highs in almost every statistical category...hit .355 with RISP (33-93), second-highest on the club to Joey Votto (.356)...started Brandon Finnegan's complete game on 5/23 at LAD and 5 of the team's 8 shutouts... Reds pitchers went 46-60 in his starts and posted a 5.04 ERA while he caught (931.2ip)...threw out 24-68 baserunners attempting to steal (27%)...from 7/15-7/29, made 9 starts behind the plate in which Reds pitchers went 9-0, 2.00...his RBI-single off Christian Bergman in the ninth inning of the 6-5 win on 4/20 vs Col was the first walkoff hit of his career...with 2 outs in the seventh inning of the 3-2 win on 5/9 vs Pit, hit his first professional home run as a righthanded batter to snap the 2-2 tie (off Jonathan Niese)...in the 6-3 win on 8/15 vs Mia hit his first Major League grand slam (José Ureña)...on 7/2 at Wsh recorded his first career stolen base...from 8/26-8/31 missed 6g with a chip fracture in his right middle finger.

2015: In his second Major League season made 67 starts behind the plate, second on the club to Brayan Pena's 84 starts...Reds pitchers went 25-42 in his starts and posted a 4.91 ERA while he caught (598ip)...threw out 14-50 baserunners attempting to steal (28%)...caught Mike Leake's complete game on 4/19 at StL (2-1 loss) and caught 5 of the team's 8 shutouts...hit .269 vs RHP...began the season at Louisville...was promoted on 4/17, when Kyle Skipworth was optioned and following the hip injury to Devin Mesoraco...spent the rest of the season in Cin...from 4/29-5/16 hit .368 during a career-high 7-game hitting streak (2hr, 3rbi)...in the 10th inning on 7/19 vs Cle pinch hit and then played RF, his first professional appearance at a position other than catcher and the first outfield appearance of his life...in the makeup game on 9/28 at Wsh singled with 1 out in the eighth inning to break up Max Scherzer's no-hitter.

2014: Made his first Opening Day roster when Devin Mesoraco began the season the disabled list...spent most of the season at Class AAA Louisville but in his Major League debut made 21 apps and 14 starts behind the plate in his 5 stints with the Reds (Opening Day-4/6, 4/26-5/17, 7/6-7/10, 8/9-8/17, 9/2-end of season)...while with the Bats threw out 35 percent of the baserunners attempting to steal (26-75), fourth-best in the International League, and picked off 5 runners...for the Reds threw out the last 5 runners attempting to steal and 8-11 overall...made his Major League debut in a start on 4/3 vs StL and threw out Jon Jay trying to steal third base...in his second start, on 4/5 at NYM, singled twice off Dillon Gee for his first career hits...in the fifth inning of the 8-3 win on 5/1 vs Mil tied the score at 2-2 with his first Major League home run (solo off Marco Estrada)...during spring training wore uniform number 68.

MINOR LEAGUES

2013: Spent the season at Class AA Pensacola, where he was a mid-season Southern League All-Star...ranked T2nd on the club in doubles and third in RBI...the first week of July was disabled with a strained left hamstring...following the season played for Glendale in the prestigious Arizona Fall League (16g, .245, 3 2b, 2rbi)...on 11/20 was added to the 40-man roster...**2012:** Made 59 apps at Class A Bakersfield and in his Class AA debut played in 41g at Pensacola...was rated by California League managers the best defensive catcher in the CL...while at Bakersfield was the organization's Minor League Player of the Month for June (19g, .382, 3hr, 12rbi, 1.057ops)...**2011:** Spent the season at Class A Dayton...received Minor League Baseball's prestigious Rawlings Gold Glove Award and was rated by *Baseball America* the best defensive catcher in the organization...committed just 2 errors...hit his first 3 professional home runs, on 5/7 at West Michigan off Kevin Eichhorn, 6/30 vs Bowling Green off Eliazar Suero and 8/26 at Great Lakes off Tim Sexton...**2010:** Hit .305 in 35 apps for Rookie Billings in the Pioneer League.

**MINOR LEAGUE BASEBALL'S
2011 RAWLINGS GOLD GLOVE AWARDS**

1B Efen Navarro, Angels
 2B Steve Lombardozzi, Nationals
 3B Brandon Laird, Yankees
 SS Darwin Perez, Angels
 OF Austin Krum, Yankees
 OF Jordan Danks, White Sox
 OF Cole Gillespie, Diamondbacks
C TUCKER BARNHART, REDS
 P Craig Westcott, Giants

PERSONAL: Graduated from Brownsburg (IN) High School, where as a freshman and sophomore he caught Drew Storen's junior and senior seasons...Barnhart and Storen were teammates on the 2017 Reds...follow on Twitter @Tucker_Barnhart.

BARNHART'S CAREER TRANSACTIONS

- Was selected by the Reds in the 10th round of the June 2009 first-year player draft. Was signed by Rick Sellers.
- On Pensacola's disabled list with a strained left hamstring, July 1-7, 2013.
- On 10-day injured list with a right oblique strain, June 28-July 25, 2019; included a rehabilitation assignment at Louisville, July 25.
- On 3-day paternity list, July 25-27, 2020.

CAREER FIELDING

Pos.	Pct.	G	PO	A	E	TC	DP	PB
C	.997	567	4306	333	14	4653	23	27
1B	.988	*16	77	4	1	82	6	-
RF	---	^1	0	0	0	0	0	-

In 2017 led Major League catchers with a .999 fielding percentage, 89 assists, 28 caught stealings and in Defensive Value and Runs Saved; Led all National League position players with a 2.8 Defensive WAR
* In 2018 made all 6 of his career starts at 1B (last, 9/23/18 at Mia)
^ Only career appearance in the outfield on 7/19/15 vs Cle (10th inning)
In 2020 led Major League catchers with 9 total runs saved

Career Hitting


Yr	Club	AVG	G	AB	R	H	2B	3B	HR	RBI	SH	SF	HB	BB	SO	SB	CS	OBP	SLG	E
09	GCL Reds - R	.208	14	48	5	10	2	0	0	6	0	1	0	6	9	0	0	.291	.250	0
10	Billings - R	.306	35	111	17	34	9	0	0	12	0	0	2	18	25	4	1	.412	.387	2
11	Dayton - A	.273	97	326	47	89	24	2	3	43	3	5	1	37	59	2	1	.344	.387	2
12	Bakersfield - A	.278	59	198	26	55	12	1	4	22	2	1	1	29	45	0	2	.371	.409	8
	Pensacola - AA	.200	41	130	10	26	4	1	2	12	1	0	0	11	22	1	1	.262	.292	4
13	Pensacola - AA	.260	98	339	31	88	19	1	3	44	4	4	3	45	57	1	0	.348	.348	8
14	Cincinnati	.185	21	54	3	10	0	0	1	2	0	0	4	10	0	0	0	.241	.241	0
	Louisville - AAA	.246	78	256	18	63	9	3	1	29	4	3	1	28	34	0	1	.319	.316	4
15	Louisville - AAA	.313	5	16	0	5	3	0	0	2	0	1	0	1	4	0	0	.333	.500	0
	Cincinnati	.252	81	242	23	61	9	0	3	18	2	3	2	25	45	0	1	.324	.326	2
16	Cincinnati	.257	115	377	34	97	23	1	7	51	2	3	2	36	72	1	0	.323	.379	7
17	Cincinnati	.270	121	370	26	100	24	2	7	44	5	3	3	42	68	4	0	.347	.403	1
18	Cincinnati	.248	138	460	50	114	21	3	10	46	3	3	2	54	96	0	4	.328	.372	3
19	Cincinnati	.231	114	316	32	73	14	0	11	40	1	1	2	44	83	1	0	.328	.380	2
	#Louisville - AAA	.333	1	3	1	1	1	0	0	0	0	0	0	0	1	0	0	.333	.667	0
20	Cincinnati	.204	38	98	10	20	3	0	5	13	0	0	0	12	28	0	0	.291	.388	0
	Major Totals	.248	628	1917	178	475	94	6	44	213	15	13	11	217	402	6	5	.326	.372	15
	Minor Totals	.260	428	1427	155	371	83	8	13	170	14	15	8	175	256	8	6	.341	.357	28

Injury rehab

Wild Card Series Record

Yr	Club, Opponent	AVG	G	AB	R	H	2B	3B	HR	RBI	SH	SF	HB	BB	SO	SB	CS	OBP	SLG	E
20	Cin at Atl	.000	2	5	0	0	0	0	0	0	0	0	0	0	3	0	0	.000	.000	0

SINGLE-SEASON CAREER HIGH STREAKS
Hitting Streak: 12g, 7/31-8/16, 2016; **Hitless Streak:** 22ab, 8/3-8/13, 2020



CAM

@Cam_Bedrock

RHP

BEDROSIAN

46

Age: 29 Ht.: 6-1 Wt.: 225 Bats: R Throws: R ML Service: 5.153

Born: 10/2/91 Birthplace: Senoia, GA Resides: Senoia, GA

Acquired: Was signed to a minor league contract and invited to 2021 Major League spring training camp, February 16, 2021.

Contract: Signed through the 2021 season and under team control through 2021.

Non-Roster

CAREER HIGHLIGHTS

- Last name is pronounced bed-ROZE-ee-un.
- Was selected by the Angels in the first round (29th overall) of the June 2010 first-year player draft. Was signed by Chris McAlpin.
- In 2013 was an Arizona Fall League Rising Star.
- In 2014 was a *Baseball America* Minor League All-Star, MiLB.com Angels Organization All-Star and Texas League All-Star...was MiLB.com's Staff Choice for Best Relief Pitcher in the Pacific Coast League.
- Entered the 2015 season rated by *Baseball America* the Angels' third-best prospect.
- Is 1 of only 6 pitchers in Angels history record at least 15 relief apps in at least 6 consecutive seasons, joining Troy Percival (10), Scot Shields (9), Kevin Jepsen (6), Francisco Rodriguez (6) and Mike Holtz (6).
- His 278 relief apps rank eighth in Angels history.
- In 2020, his seventh season, was the longest-tenured member of the Angels' bullpen.
- In 2018 established an Angels franchise record for a right-handed pitcher with 46 apps prior to All-Star Game break...Francisco Rodriguez held the previous record of 45 apps in the first half in 2008.
- From 6/3-8/2, 2016, his streak of 25 consecutive scoreless apps (23.2ip) was the longest such streak of his career and fourth-longest streak by game in Angels history.
- In the 4-3 win on 8/5/15 vs the Indians threw a perfect ninth inning to keep the deficit at 3-1...the Angels won it with 3 runs in the bottom of the ninth...the comeback was completed when Taylor Featherston scored on wild pitch, giving Bedrosian his first Major League victory.
- Missed the final 54 games of the 2016 season because of a blood clot in his right arm that in September required removal via a surgical procedure called an embolectomy.
- Missed the 2011 season following "Tommy John" surgery to repair the torn ulnar collateral ligament in his right elbow.

2020 SEASON

- In August missed 25 games while on the injured list with a right adductor strain.
- Became a free agent following the season.
- On 2/16/21, the day before pitchers and catchers reported to Goodyear for physical examinations, was signed by the Reds to a minor league contract and invited to 2021 Major League spring training camp.

PERSONAL: Cameron Rock Bedrosian...attended East Coweta High School in Sharpsburg, GA...is the son of Steve Bedrosian, who pitched in 14 Major League seasons for the Braves, Phillies, Giants and Twins... Steve won the 1987 National League Cy Young Award while pitching with the Phillies...follow on Twitter @ Cam_Bedrock.

BEDROSIAN'S CAREER TRANSACTIONS

- Was selected by the Angels in the first round (29th overall) of the June 2010 first-year player draft. Was signed by Chris McAlpin.
- On 15-day disabled list with a blood clot in his right arm, August 9-end of the season, 2016.
- On 10-day disabled list with a right groin strain, April 22-June 16, 2017; included a rehabilitation assignment at Inland Island, June 2-16.
- On 10-day injured list with a right forearm strain, August 31-remainder of the season, 2019.
- On 10-day injured list with a right adductor strain, August 4-30, 2020.
- Was signed by the Reds to a minor league contract and invited to 2021 Major League spring training camp, February 16, 2021.

Career Pitching

Yr	Club	W-L	ERA	G	GS	CG	SHO	SV	IP	H	R	ER	HR	BB	SO	WP	BK
10	AZL Angels - R	0-2	4.50	5	4	0	0	0	12.0	13	11	6	0	7	10	6	1
11		Injured Did Not Play															
12	Cedar Rapids - A	3-11	6.31	21	21	0	0	0	82.2	91	61	58	5	52	48	15	1
13	Burlington - A	1-5	5.30	37	2	0	0	7	54.1	55	38	32	4	22	69	9	0
	Inland Empire - A	0-0	0.00	7	0	0	0	0	8.2	4	0	0	0	7	9	0	0
14	Inland Empire - A	0-0	0.00	5	0	0	0	1	5.2	1	0	0	0	2	15	0	0
	Arkansas - AA	1-0	1.11	30	0	0	0	15	32.1	10	5	4	1	10	57	2	0
	Los Angeles (AL)	0-1	6.52	17	0	0	0	0	19.1	23	17	14	2	12	20	1	1
	Salt Lake - AAA	1-1	7.71	8	0	0	0	2	7.0	5	6	6	0	6	10	0	0
15	Salt Lake - AAA	1-1	2.78	24	0	0	0	3	35.2	32	11	11	0	14	42	5	0
	Los Angeles (AL)	1-0	5.40	34	0	0	0	0	33.1	40	21	20	3	19	34	2	0
16	Los Angeles (AL)	2-0	1.12	45	0	0	0	1	40.1	30	7	5	1	14	51	3	0
	Salt Lake - AAA	1-0	3.24	5	0	0	0	1	8.1	7	3	3	1	4	14	0	0
17	Los Angeles (AL)	6-5	4.43	48	0	0	0	6	44.2	41	26	22	5	17	53	7	0
	#Inland Empire - A	0-0	7.36	4	1	0	0	0	3.2	5	3	3	1	0	7	0	0
18	Los Angeles (AL)	5-4	3.80	71	0	0	0	1	64.0	63	30	27	7	26	57	1	0
19	Los Angeles (AL)	3-3	3.23	59	7	0	0	1	61.1	48	30	22	7	22	64	9	0
20	Los Angeles (AL)	0-0	2.45	11	0	0	0	0	14.2	10	4	4	0	6	11	1	0
Major Totals		17-13	3.70	285	7	0	0	9	277.2	255	135	114	25	116	290	24	1
Minor Totals		8-20	4.42	146	28	0	0	29	250.1	223	138	123	12	124	281	37	2
# Injury rehab																	

SINGLE-SEASON CAREER HIGH STREAKS

Scoreless Streak By Game: 25g, 6/3-8/2, 2016; **Scoreless Streak By Inning:** 23.2, 6/3-8/2, 2016;
Winning Streak: 2g (4x), Last: 6/1-6/26, 2019; **Losing Streak:** 3g, 4/15-5/24, 2019



JESSE BIDDLE

LHP

53

Age: 29 Ht.: 6-5 Wt.: 220 Bats: L Throws: L ML Service: 3.088

Born: 10/22/91 Birthplace: Philadelphia, PA Resides: Kissimmee, FL

Acquired: Was signed to a minor league contract with an invitation to Major League spring training camp, January 17, 2020.

Contract: Signed through the 2021 season and under team control through 2023.

Non-Roster

2021 REDS

CAREER HIGHLIGHTS

- Was selected by the Phillies in the first round (27th overall) of the June 2010 first-year player draft...was signed by scout Eric Valent, who made 18 apps as an outfielder for the Reds in 2003.
- Missed the 2016 season while recovering from October 2015 "Tommy John" surgery to repair the torn ulnar collateral ligament in his left elbow.
- In his first 38 Major League apps went 3-0, 2.22 with 1 save.
- Earned his first win in his Major League debut, on 4/21/18 vs NYM, threw a hitless top of the ninth inning of that 4-3 walkoff victory...entered the game trailing, 3-2, but was credited with the win after the Braves scored 2 runs in the bottom of the ninth off Jeurys Familia.
- Earned his only Major League save in 10-inning, 5-4 Braves win on 8/5/18 at NYM.
- In a 14-inning, 5-3 loss on 6/2 at Wsh (3ip, 1h, 0r, 2bb, 8k, 50 pitches) became the first Braves reliever in 110 seasons to record at least 8 strikeouts in 3.0 innings or fewer and only the second Braves reliever since the franchise moved to Atlanta in 1966 to record at least 8 strikeouts in an appearance of any length (Rick Kester, 5.2ip, 8k, 9/13/70 at Hou)...was the first Major League pitcher to record at least 8 strikeouts in 3.0 innings or fewer since Mil's Josh Hader did it on 4/30/18 at Cin (2.2ip, 8k)...prior to Hader accomplishing the feat, the last Major League reliever to record at least 8 strikeouts in 3.0 innings or fewer was NYY's Ron Davis on 5/4/81 at California Angels (3ip, 8k).
- Entered the 2013 season rated the Phillies' No. 1 prospect by MLB.com.
- Earned the win for the U.S. team in the 2013 SiriusXM All-Star Futures Game at NYM's Citi Field.
- In 2012 led the Florida State League in strikeouts (151k in 142.2ip).
- Was a post-season All-Star in 2011 (South Atlantic League), a mid-season All-Star in 2012 (Florida State League) and 2013 (Eastern League) and an MiLB.com Phillies Organizational All-Star in 2011 and 2012.
- 6 times was named a minor league Pitcher of the Week.
- While pitching for Class AA Reading on 4/22/13 at Harrisburg took a perfect game into the seventh inning and finished the game with a career-high 16 strikeouts...also went 2-for-3 with a pair of doubles.

2020 SEASON

- Beginning 8/29 finished the season on the 10-day injured list with a left shoulder impingement.
- Began the season at the alternate training site as part of the Reds' 60-player pool...was promoted on 8/25, when RHP Anthony DeSclafani went on the 3-day paternity list.
- In his only appearance of the season, in the opener of the doubleheader on 8/27 at Mil bridged the sixth and seventh innings to help preserve the Reds' 6-1 lead in their 6-1 win (0.2ip, 1h, 0r, 1bb, 1k, 20pch).
- 2 days later went on the 10-day IL in the middle of the doubleheader vs the Cubs.
- During spring training made 1 relief appearance for the Reds (1ip, 1h, 1hbp)...wore uniform number 80.
- While on the injured list traveled to the Wild Card Series at Atl as part of the Reds' 40-player Postseason pool.
- On 10/14 cleared waivers and was outrighted to Louisville...on 10/18 elected free agency...on 12/11 was re-signed to a minor league contract with an invitation to 2021 Major League spring training camp.

2019 SEASON

- Was on the Braves' Opening Day roster and posted a 3.18 ERA in 14 apps before he went on the 10-day injured list on 4/27 with a right groin strain.
- Was reinstated from the IL on 5/14 and made his final appearance for Atl in that day's 14-3 loss vs StL.
- On 5/20 was traded to the Mariners, along with RHP Arodys Vizcaino, for RHP Anthony Swarzak.
- On 6/28, after 11 apps for the Mariners (5/22-6/22), was claimed off waivers by the Rangers and finished the season on their roster.

- Made 4 apps for the Rangers, his last on 7/14 vs Hou, before he was disabled with left shoulder fatigue... did not pitch again the rest of the season.
- Following the season refused an outright assignment and became a free agent...on 1/17/20 was signed by the Reds to a minor league contract with an invitation to Major League spring training camp.

PERSONAL: In 2010 graduated from Germantown Friends High School in Philadelphia, where as a senior he went 9-2 with a 1.04 ERA...committed to pitch to the University of Oregon before he was drafted in the first round by the Phillies with the 27th overall pick.

BIDDLE'S CAREER TRANSACTIONS

- Was selected by the Phillies in the first round (27th overall) of the June 2010 first-year player draft. Was signed by Eric Valent.
- Was acquired by the Pirates for RHP Yoervis Medina, February 3, 2016.
- Was claimed off waivers by the Braves, March 19, 2016.
- On disabled list while recovering from October 2015 surgery to repair the torn ulnar collateral ligament in his left elbow, April 3-remainder of the season, 2016; was transferred to the 60-day DL, April 12.
- On 10-day injured list with a right groin strain, April 27-May 13, 2019; included rehab at Gwinnett, May 4-13.
- Was acquired by the Mariners, along with RHP Arodys Vizcaino, for RHP Anthony Swarzak, May 20, 2019.
- Was claimed off waivers by the Rangers, June 28, 2019.
- On injured list with left shoulder fatigue, July 15-remainder of the season, 2019; was transferred to the 60-day DL, July 28.
- Was signed by the Reds to a minor league contract with an invitation to Major League spring training camp, January 17, 2020.
- On 10-day injured list with a left shoulder impingement, August 29-remainder of the season, 2020.

Career Pitching

Yr	Club	W-L	ERA	G	GS	CG	SHO	SV	IP	H	R	ER	HR	BB	SO	WP	BK
10	GCL Phillies - R	3-1	4.32	9	9	1	1	0	33.1	35	23	16	2	9	41	1	0
	Williamsport - A	1-0	2.61	3	3	0	0	0	10.1	5	4	3	0	11	9	0	0
11	Lakewood - A	7-8	2.98	25	24	0	0	0	133.0	104	51	44	5	66	124	9	0
12	Clearwater - A	10-6	3.22	26	26	1	0	0	142.2	129	64	51	10	54	^151	10	0
13	Reading - AA	5-14	3.64	27	^27	2	0	0	138.1	104	59	56	10	82	154	9	1
14	Reading - AA	3-10	5.03	16	16	0	0	0	82.1	78	59	46	11	44	80	7	1
	GCL Phillies - R	0-0	4.50	1	1	0	0	0	2.0	1	1	1	1	1	3	0	0
	Clearwater - A	2-0	0.90	2	2	0	0	0	10.0	3	1	1	0	6	9	1	0
15	Reading - AA	7-2	4.24	15	15	0	0	0	80.2	90	46	38	7	34	57	8	0
	Lehigh Valley - AAA	2-4	6.25	9	9	0	0	0	44.2	57	33	31	4	27	32	6	0
16	Atlanta	Injured, Did Not Play															
17	Mississippi - AA	2-4	2.90	27	0	0	0	2	49.2	48	22	16	3	16	53	0	0
18	Gwinnett - AAA	0-0	0.00	4	0	0	0	1	6.1	3	0	0	0	1	8	0	0
	Atlanta	6-1	3.11	60	0	0	0	1	63.2	50	26	22	6	31	67	2	0
19	Atlanta	0-1	5.40	15	0	0	0	0	11.2	18	11	7	1	10	11	3	0
	#Gwinnett - AAA	1-0	3.38	4	0	0	0	0	5.1	6	2	2	1	1	6	0	0
	Seattle	0-0	9.82	11	0	0	0	0	11.0	20	14	12	2	7	8	4	0
	Texas	0-0	11.81	4	0	0	0	0	5.1	4	8	7	2	5	7	0	0
20	Cincinnati	0-0	0.00	1	0	0	0	0	0.2	1	0	0	0	1	1	0	0
Major Totals		6-2	4.68	91	0	0	0	*1	92.1	93	59	48	11	54	94	9	0
AL Totals		0-0	10.47	15	0	0	0	0	16.1	24	22	19	4	12	15	4	0
NL Totals		6-2	3.43	76	0	0	0	1	76.0	69	37	29	7	42	79	5	0
Reds Totals		0-0	0.00	1	0	0	0	0	0.2	1	0	0	0	1	1	0	0
Minor Totals		43-49	3.72	168	132	4	1	3	738.2	663	365	305	54	352	727	51	2

Injury rehab, ^ Led or tied for league lead, * Only Major League save on 8/5/18 at NYM (10-inning, 5-4 Braves win)

Career Hitting

Yr	Club	AVG	G	AB	R	H	2B	3B	HR	RBI	SH	SF	HB	BB	SO	SB	CS	OBP	SLG	E
18	Atlanta	.500	60	2	0	1	*1	0	0	1	0	0	0	0	0	0	0	.500	1.000	2
Major Totals		.500	91	2	0	1	1	0	0	1	0	0	0	0	0	0	0	.500	1.000	5

* Only career hit and RBI on 4/29/18 at Phi (RBI-double off Luis Garcia)

SINGLE-SEASON CAREER HIGH STREAKS

Scoreless Streak By Game: 7g (2x), 7/24-8/7 & 8/19-8/31, 2018; **Scoreless Streak By Inning:** 7.2, 7/24-8/7, 2018;
Winning Streak: 3g (2x), 4/21-8/7 & 8/14-9/20, 2018; **Losing Streak:** None



ALEX

@ablandino10

INF

BLANDINO

0

Age: 28 Ht.: 6-0 Wt.: 190 Bats: R Throws: R ML Service: 1.108

Born: 11/6/92 Birthplace: Palo Alto, CA Resides: Gilroy, CA

Acquired: Was selected in the first round (29th overall) of the June 2014 first-year player draft. Was signed by Rich Bordi.

Contract: Signed through the 2021 season and under team control through 2025.

CAREER HIGHLIGHTS

- Was selected by the Reds with the 29th overall pick of the June 2014 first-year player draft...was signed by Rich Bordi.
- In March 2016 played for Nicaragua in the World Baseball Classic qualifier in Mexicali, Mexico (1g, 2-5, .400, 2 2b, 3rbi)...his father was born in Nicaragua.
- Was the organization's Minor League Player of the Month for June 2017.
- In 2015 was a mid-season Florida State League All-Star and Arizona Fall League Rising Star.
- In 2014 and 2015 was an MiLB.com Organizational All-Star.
- In 2021 is attending his fourth straight Major League spring training camp and fifth overall (2016, 2018, 2019, 2020).

2020 SEASON

- Spent the season at the Reds' alternate training site as part of their 60-player pool.
- On 3 regular season road trips traveled with the team as a member of the Taxi Squad but never was added to the 28-man roster (8/19-8/27 at KC/StL/Mil, 9/4-9/13 at Pit/Chc/StL, 9/25-9/27 at Min).
- As part of the 40-man Postseason player pool, traveled with the team to Atlanta for the Wild Card Series vs the Braves...was not on the roster for either game of the 2-0 series sweep loss.

2019 SEASON

- Began the season on the Reds' injured list recovering from July 2018 surgery to reconstruct the anterior cruciate ligament (ACL) and to repair the medial collateral ligament (MCL) in his right knee...suffered the injury while turning a double play in the ninth inning of the 12-1 loss on 7/20/18 vs Pit.
- From 6/3-6/13 made 7 rehabilitation apps at Louisville, then on 6/14 was reinstated from the injured list and was optioned to Louisville...spent the rest of the minor league season with the Bats until he was promoted on 9/1 as 1 of 5 September callups.
- For the Reds made 9 starts (5gs at 2B, 2gs at 3B, 1gs at 1B, 1gs at DH).
- Made his season debut the day he was promoted, in a 5-3 win on 9/1 at StL...in the nightcap of that day/night doubleheader pinch ran in the top of the ninth and played 3B in the bottom half of the inning.
- From 9/5-9/7 produced a season-high 3-game hitting streak (4-6, .667, 1 2b, 3bb).
- On 9/27 at Pit, in the Reds' 160th game of the season, made his first career start and fourth career appearance at 1B.
- For Louisville played 2B (35g, 34gs), SS (18g, 17gs) and 3B (15g, 14gs).
- Wore uniform #2.

REDS POSITION PLAYERS TO PITCH, MOST RECENT

Matt Davidson	9/1/20 vs StL (16-2 loss)
Matt Davidson	8/30/20 vs Chc (10-1 loss)
Matt Davidson	8/6/20 at Cle (13-0 loss)
José Peraza	8/16/19 vs StL (13-4 loss)
Kyle Farmer	8/8/19 vs Chc (12-5 loss)
José Peraza	7/30/19 vs Pit (11-4 loss)
Brandon Dixon	8/31/18 at StL (12-5 loss)
Brandon Dixon	8/13/18 vs Cle (10-3 loss)
Phillip Ervin	8/8/18 at NYM (8-0 loss)
Alex Blandino	7/11/18 at Cle (19-4 loss)
Cliff Pennington	4/12/18 vs StL (13-4 loss)
Scooter Gennett	8/14/17 at Chc (15-5 loss)
Tyler Holt	8/22/16 vs LAD (18-9 loss)
Skip Schumaker	8/21/14 vs Atl (8-0 loss)
Paul Janish	7/6/09 at Phi (22-1 loss)
Paul Janish	5/6/09 vs Mil (15-3 loss)

2018: On 7/23 had season-ending surgery on his right knee to reconstruct the anterior cruciate ligament (ACL) and to repair the medial collateral ligament (MCL)...suffered the injury while turning a double play in the ninth inning of the 12-1 loss on 7/20 vs Pit...when injured led Reds pinch hitters with 26 plate apps and 9 hits...was 1 of 9 Reds players to make Major League debuts in 2018 (RHP Tanner Rainey, RHP Zack Weiss, IF/OF Rosell Herrera, IF/OF Brandon Dixon, RHP Jesús Reyes, OF Aristides Aquino, IF Blake Trahan, OF Gabriel Guerrero)...made 26 starts (10gs at 3B, 10gs at 2B, 6gs at SS), his last in the 7-4 win on 7/10 at Cle (SS)...also made 1 appearance each at 1B (7/13 at StL, 9th inning of 9-1 win), LF (7/15 at StL, 8th & 9th innings of 5-3 loss), RF (5/11 at LAD, 7th inning of 6-2 win) and pitcher (7/11 at Cle, 8th inning of 19-4 loss)...his apps in the outfield were the first of his professional career...began the season at Louisville and made 3 starts at 3B before he was recalled on 4/9, when Eugenio Suárez was disabled with a broken right thumb suffered on a hit by pitch...spent the rest of the season on the Reds' roster or disabled list...on 4/10 at Phi made his Major League debut with a start at 3B (0-3)...on 4/13 vs StL pinch hit and singled off Matt Bowman for his first Major League hit...on 4/20 at StL had his first career 2-hit game and first RBI (RBI-single off Bud Norris)...on 5/1 vs Mil, entered the game in the eighth inning as a defensive replacement at 2B, then in the bottom of the frame hit his first career home run (solo off Jacob Barnes)...on 5/11 at LAD played RF for the last out of the seventh inning, his first professional appearance in the outfield, then played SS in the eighth and ninth...is a pinch hitter in the eighth inning of the 5-3 win on 7/2 vs WSox, his 2-out, 2-run double off Chris Volstad snapped the 3-3 tie...was his first career multi-RBI game...in the eighth inning of the 19-4 loss on 7/11 at Cle made the only pitching appearance of his professional career (1ip, 1h, 0r, 0bb, 2k, 1wp)...struck out Brandon Guyer and Roberto Perez...entered that game at 3B in the bottom of the sixth inning, trailing 17-2...was 1 of 4 Reds position players to pitch in 2018 (Cliff Pennington, Phillip Ervin, Brandon Dixon twice)...on 7/21 went on the 10-day disabled list with the knee injury...5 days later, when OF Mason Williams was promoted, was transferred to the 60-day DL and spent the rest of the season there.

MINOR LEAGUES

2017: In 125 apps for Class AA Pensacola and Class AAA Louisville hit .265 with 36 doubles, 12 HR and 51 RBI...established career highs in on-base percentage (.382), doubles, HR and walks (64)...was the organization's Minor League Player of the Month for June (24g, .338, 11 2b, 3hr, 20rbi, 1sb at Pensacola and Louisville)...began the season at Pensacola...on 6/22 was promoted to Louisville...while with the Bats reached base safely in 48 of his 57 starts and recorded a hit in 40 games...after he was promoted ranked T4th in the International League in on-base percentage (.390)...on 11/20 was added to the 40-man roster...**2016:** In his first full season at Class AA spent the season with Pensacola...for the Blue Wahoos made 74 apps at 2B, 30 apps at 3B and 16 apps at SS...began the season on Pensacola's disabled list with a strained left hamstring...attended his first Major League spring training camp...**2015:** In 110 apps at Class A Daytona and Class AA Pensacola combined to hit .278 with 10hr, 53rbi and 9 stolen bases...was a mid-season Florida State League All-Star and Arizona Fall League Rising Star...following the season played for Peoria in the AFL (19g, .175, 2 2b, 2 3b, 3rbi, 1sb)...**2014:** In his first professional season was an Milb.com Organizational All-Star...in 63 apps at rookie Billings and Class A Dayton combined to hit .283 with 8hr, 32rbi and 7 steals.

PERSONAL: Full first name is Alessandre...graduated from St. Francis High School in Mountain View, CA, where he was a 4-time varsity letterman...as a senior in 2011 was named Cal-Hi Sports Player of the Year, *San Jose Mercury News* Baseball Player of the Year and *Palo Alto News* Baseball Player of the Year...played at Stanford University, where in 2012 he was a Collegiate Baseball Freshman All-American and as a junior in 2014 was second-team *Baseball America* All-American, All-Pac-12 Conference, a member of the Pac-12 All-Defensive Team and a Golden Spikes Award finalist as the best collegiate player in the country...in 2014 hit .310 (14 2b, 12hr, 44rbi), reached base safely in each of his last 31 apps of the season and hit more home runs (12) than 3 Pac-12 teams...at Stanford was a teammate of Major Leaguer Tommy Edman...follow on Twitter @ablandino10.

BLANDINO'S CAREER TRANSACTIONS

- Was selected by the Reds in the first round (29th overall) of the June 2014 first-year player draft. Was signed by Rich Bordi.
- On Daytona's disabled list with a fractured left middle finger, July 2-22, 2015.
- On Pensacola's disabled list with a strained left hamstring, April 7-14, 2016.
- On disabled list with a torn anterior cruciate ligament and torn medial collateral ligament in his right knee, July 21-remainder of the season, 2018; was transferred to the 60-day DL, July 26.
- On 10-day injured list recovering from July 2018 right knee surgery, March 27-June 13, 2019; included a rehabilitation assignment at Louisville, June 3-13.

CAREER FIELDING									
Pos.	Pct.	G	PO	A	E	TC	DP	PB	
1B	1.000	^ 4	13	1	0	14	0	-	
2B	.974	31	32	42	2	76	16	-	
3B	.933	19	10	18	2	30	5	-	
SS	.941	11	12	20	2	34	8	-	
LF	----	* 1	0	0	0	0	0	-	
RF	----	* 1	0	0	0	0	0	-	
P	----	* 1	0	0	0	0	0	-	

^ Only career start at 1B on 9/27/19 at Pit; * Only career apps in LF on 7/15/18 at StL, in RF on 5/11/18 at LAD, at P on 7/11/18 at Cle

Career Hitting

Yr	Club	AVG	G	AB	R	H	2B	3B	HR	RBI	SH	SF	HB	BB	SO	SB	CS	OBP	SLG	E
14	Billings - R	.309	29	110	20	34	10	1	4	16	0	1	4	16	18	6	3	.412	.527	7
	Dayton - A	.261	34	134	20	35	10	1	4	16	0	3	2	13	42	1	2	.329	.440	8
15	Dayton - A	.294	80	299	46	88	18	2	7	35	1	4	7	31	56	7	10	.370	.438	18
	Pensacola - AA	.235	30	115	15	27	7	0	3	18	1	1	3	18	21	2	2	.350	.374	3
16	Pensacola - AA	.232	113	401	52	93	18	0	8	37	0	2	7	55	114	14	5	.333	.337	11
17	Pensacola - AA	.259	62	197	31	51	22	0	6	31	1	1	5	32	49	3	4	.374	.462	3
	Louisville - AAA	.270	63	196	29	53	14	1	6	20	1	1	7	32	37	1	3	.390	.444	11
18	Louisville - AAA	.000	3	8	3	0	0	0	0	0	0	0	0	2	4	1	0	.333	.000	1
	Cincinnati	.234	69	128	14	30	4	0	1	8	2	0	4	13	41	0	0	.324	.289	5
19	Cincinnati	.250	23	36	6	9	1	0	1	3	0	2	2	10	14	0	0	.420	.361	1
	Louisville - AAA	.247	70	239	36	59	13	1	5	24	0	0	14	40	73	1	3	.386	.372	9
Major Totals		.238	92	164	20	39	5	0	2	11	2	2	6	23	55	0	0	.349	.305	6
Minor Totals		.259	484	1699	252	440	112	6	43	197	4	13	49	239	414	36	32	.365	.408	71

Career Pitching

Yr	Club	W-L	ERA	G	GS	CG	SHO	SV	IP	H	R	ER	HR	BB	SO	WP	BK
18	Cincinnati	0-0	0.00	1	0	0	0	0	1.0	1	0	0	0	0	1	1	0

Only pitching appearance on 7/11/18 at Cle (8th inning, 19-4 loss)

SINGLE-SEASON CAREER HIGH STREAKS

Hitting Streak: 7g, 4/20-4/29, 2018; Hitless Streak: 18ab, 5/29-6/20, 2018



SHANE CARLE

 @shanecarle

RHP

48

Age: 29 **Ht.:** 6-4 **Wt.:** 215 **Bats:** R **Throws:** R **ML Service:** 1.049

Born: 8/30/91 **Birthplace:** Santa Cruz, CA **Resides:** Santa Cruz, CA

Acquired: Was signed to a minor league contract and invited to 2021 Major League spring training camp, February 11, 2021.

Contract: Signed through the 2021 season and under team control through 2025.

Non-Roster

CAREER HIGHLIGHTS

- Last name is pronounced Carl.
- In 2018 and 2019 was on the Braves' Opening Day rosters.
- Made his Major League debut in an 8-2 Rockies loss on 4/14/17 at SF (1ip, 1k)...threw a scoreless eighth inning...recorded his first career strikeout (Connor Gillaspie).
- Recorded his only Major League save in a 2-1 Braves win on 9/23/18 vs the Phillies...was his final appearance of that season.
- In 2015 was an Eastern League All-Star...led the EL with 14 wins and tied for the league lead in complete games and shutouts.

2020 SEASON

- Went to minor league camp with the Rangers.
- On 6/1 was released.
- On 2/11/21 was signed by the Reds to a minor league contract and invited to 2021 Major League spring training camp.

PERSONAL: Is a 2010 graduate of Scotts Valley (CA) High School, where he was a 3-year letter winner in baseball...began his collegiate career with Cabrillo College in Aptos, CA, where he was a first-team All-Coast Conference selection in his 2012 sophomore season after going 5-4, 3.21 with 52 strikeouts...as a freshman was a Junior College All-Star after finishing 5-2, 1.65...transferred to Long Beach State University for his junior year and in 15 starts posted a 3.56 ERA with 2 complete games and 1 shutout.

CARLE'S CAREER TRANSACTIONS

- Was selected by the Pirates in the 10th round of the June 2013 first-year player draft. Was signed by David Tracy.
- Was acquired by the Rockies for RHP Rob Scahill, November 11, 2014.
- Was claimed off waivers by the Pirates, January 4, 2018.
- Was acquired by the Braves for cash, January 17, 2018.
- On 10-day disabled list with right shoulder inflammation, 8/7-8/31, 2018; included a rehabilitation assignment at Gwinnett, August 28-31.
- Was acquired by the Rangers for cash, July 25, 2019.
- Was signed by the Reds to a minor league contract and invited to 2021 Major League spring training camp, February 11, 2021.

Career Pitching

Yr	Club	W-L	ERA	G	GS	CG	SHO	SV	IP	H	R	ER	HR	BB	SO	WP	BK
13	Jamestown - A	1-0	2.15	14	4	0	0	1	50.1	47	18	12	3	6	43	1	1
14	West Virginia - A	2-5	3.72	17	13	0	0	0	82.1	96	43	34	9	9	47	4	1
	Bradenton - A	2-3	3.60	10	10	0	0	0	55.0	55	29	22	3	13	36	0	1
15	New Britain - AA	[^] 14-7	3.48	26	26	*3	*2	0	160.1	167	71	62	12	31	100	5	1
	Albuquerque - AAA	0-1	9.00	1	1	0	0	0	6.0	9	6	6	1	1	3	0	0
16	Albuquerque - AAA	5-8	5.42	27	19	0	0	0	111.1	147	75	67	9	32	88	2	0
17	Albuquerque - AAA	3-5	5.37	36	3	0	0	1	62.0	74	38	37	8	22	50	3	0
	Colorado	0-0	6.75	3	0	0	0	0	4.0	6	3	3	1	0	4	1	0
18	Atlanta	4-1	2.86	53	0	0	0	1	63.0	50	22	20	2	27	43	2	0
	#Gwinnett - AAA	0-0	0.00	2	0	0	0	0	2.0	2	0	0	0	0	1	0	0
19	Atlanta	0-0	9.64	6	0	0	0	0	9.1	11	10	10	3	9	6	0	0
	Gwinnett - AAA	4-2	5.13	20	1	0	0	0	33.1	39	20	19	2	14	31	3	2
	Nashville - AAA	1-0	8.10	7	0	0	0	0	6.2	13	7	6	0	3	4	1	0
Major Totals		4-1	3.89	62	0	0	0	1	76.1	67	35	33	6	36	53	3	0
Minor Totals		32-31	4.19	160	77	3	2	2	569.1	649	307	265	47	131	403	19	6

Injury rehab, ^ Led Eastern League, * Tied for Eastern League lead

Career Hitting

Yr	Club	AVG	G	AB	R	H	2B	3B	HR	RBI	SH	SF	HB	BB	SO	SB	CS	OBP	SLG	E
17	Colorado	-	3	0	0	0	0	0	0	0	0	0	0	0	0	0	0	-	-	0
18	Atlanta	.000	51	4	0	0	0	0	0	0	1	0	0	0	4	0	0	.000	.000	1
19	Atlanta	.000	5	1	0	0	0	0	0	0	0	0	0	1	0	0	0	.000	.000	0
Career Totals		.000	59	5	0	0	0	0	0	0	1	0	0	0	5	0	0	.000	.000	1

SINGLE-SEASON CAREER HIGH STREAKS

Scoreless Streak By Game: 12g, 4/20-5/19, 2018; Scoreless Streak By Inning: 13.0, 4/20-5/19, 2018;
 Winning Streak: 4g, 4/3-6/12, 2018; Losing Streak: None



NICK CASTELLANOS 2 OF

Age: 29 **Ht.:** 6-4 **Wt.:** 203 **Bats:** R **Throws:** R **ML Service:** 7.029

Born: 3/4/92 **Birthplace:** Hialeah, FL **Resides:** Davie, FL

Acquired: Was signed to a 4-year contract through the 2023 season, January 27, 2020.

Contract: Signed through the 2021 season with player options for 2022 and 2023.

CAREER HIGHLIGHTS

- Last name pronounced Cah-ste-yah-nos...first name preference is Nick.
- Was the Tigers' first pick (44th overall) in the June 2010 draft.
- Is 1 of only 5 players in the Major Leagues to produce at least 70 extra-base hits in each of the last three 162-game seasons (Nolan Arenado, Mookie Betts, Francisco Lindor, J.D. Martinez)...his 27 extra-base hits in the 60-game 2020 season projects to 72 XHB over a full schedule.
- His 30 HR beginning 8/1/19 tie for fourth-most among all Major League batters...teammate Eugenio Suárez and NYM's Pete Alonso share the Major League lead since then with 35 HR.
- In 2019 became only the third right-handed batter in Major League history to produce in a season at least 55 doubles and 25 HR, joining Hall of Famers Hank Greenberg (1934) and Joe Medwick (1937).
- His 58 doubles for the Tigers and Cubs in 2019 was the 10th-highest single-season total in Major League history...became the first player to lead the Major Leagues in doubles while playing for more than 1 team.
- His 240 doubles beginning with the 2014 season are second-most of in the Major Leagues over the last 7 years (Freddie Freeman, 249).
- His 104 doubles in 2018 and 2019 led all Major League players over those 2 seasons.
- In 2019 led the Major Leagues in doubles and in 2017 led the American League in triples.
- Over the course of his career ranked among single-season league leaders in games (9th in 2017, 6th in 2018, T2nd in 2020), hitting (9th in 2018), hits (3rd in 2018), doubles (4th in 2018, 1st in MLB in 2019), triples (1st in 2017), total bases (10th in 2017, 8th in 2018) and RBI (9th in 2017).
- His 1.168 career OPS at Wrigley Field (est. 1914) is the highest in that ballpark's history (minimum 100pa, 34g, .371, 19 2b, 1 3b, 11hr, 35rbi, .411obp, .757slg).
- In 2018 was voted Tiger of the Year by the Detroit chapter of the Baseball Writers' Association of America... was the club's Player of the Month for May, August and September.
- Was American League Player of the Week for 8/13-8/19, 2018 and National League Player of the Week for 7/27-8/2, 2020.
- In 2017 became the sixth Tigers batter since 1913, and the first since Al Kaline in 1956, to produce at least 10 triples, 25 HR and 100 RBI.
- In 2017 was nominated for the American League Hank Aaron Award.
- In 2014 earned a spot on *Baseball America's* All-Rookie team and was named Tigers Rookie of the Year.
- On 4/9/14 at Dodger Stadium hit the first home run of his career (3-run off Josh Beckett).
- From 6/5-6/7, 2014 became the first Tigers batter since at least 1914 to produce at least 3 hits in 3 consecutive apps.
- In Game 2 of the 2014 American League Division Series vs the Orioles homered off Wei-Yin Chen.
- Was MVP of the 2012 SiriusXM All-Star Futures game at KC's Kauffman Stadium (3 hits, HR, 3 RBI).
- In 2013 led the International League in doubles and runs...entered that season the Tigers' No. 1 prospect.
- In 2011 was the Tigers' Minor League Player of the Year.

SINGLE-SEASON DOUBLES LEADERS

Earl Webb, BosA	67	1931
Joe Medwick, StLN	64	1936
George H. Burns, Cle	64	1926
Hank Greenberg, Det	63	1934
Paul Waner, Pit	63	1932
Charlie Gehringer, Det	60	1936
Todd Helton, Col	59	2000
Chuck Klein, Pit	59	1930
Tris Speaker, Cle	59	1923
Nick Castellanos	58	2019

Courtesy @EliasSports

DOUBLES LEADERS, 2014-2020

Freddie Freeman	249
Nick Castellanos	* 240
Mookie Betts	238
Xander Bogaerts	234
José Abreu	233
José Altuve	233
Nolan Arenado	233
Anthony Rendon	233
Nick Markakis	225
Daniel Murphy	218
Paul Goldschmidt	217
Charlie Blackmon	213
José Ramírez	213

In that span, Joey Votto ranked T31st with 185

* 104 doubles in 2018-2019 led all ML players

2020 SEASON

- In his first season with the Reds led the team in games, runs, hits, total bases, doubles and triples.
- Was National League Player of the Week for 7/27-8/2 (6g, .429, 2 2b, 4hr, 10rbi, 1.095slg, 23tb)...led the NL in slugging percentage and total bases and tied for the league lead in HR and RBI.
- Became only the fourth batter since 1900 to hit at least 6 HR in the Reds' first 11 team games of a season... joined Wally Post (7 HR in 1956), Austin Kearns (6 HR in 2003) and Adam Dunn (7 HR in 2004, 6 HR in 2006).
- His 12-game hitting streak beginning Opening Day (15-41, .366, 3 2b, 6hr, 13rbi, .878slg, .447obp) was the longest in the Major Leagues to open this season, the longest by a Reds batter to begin a season since Barry Larkin's 12-game hitting streak in 1995 and the longest by a player to begin his Reds career since D'Angelo Jimenez' 15-game hitting streak in 2003.
- Was the only Reds player to appear in every game and 1 of 15 Major League players to appear in all of his team's games during the regular season.
- Started 59 of the Reds' 60 games, including each of the first 58 games...didn't start the 59th contest, but in the seventh inning of that 7-3 loss at Min pinch hit and produced an RBI-single off Taylor Rogers.
- Made 57 of his 59 starts in RF, the other 2 as the team's designated hitter (9/11 at StL, 9/14/g1 vs Pit).
- Led the team with 50 starts batting second, including each of his last 48 starts beginning 8/5 at Cle.
- On 8/5 at Cle appeared in the 900th game of his Major League career.
- In the Wild Card Series sweep loss at Atl led the Reds in hits (3), total bases (4) and doubles (1).
- Elected to remain on the Reds' roster for the 2021 season when he did not exercise the opt out provision in his 4-year contract.

MOST HOME RUNS IN FIRST 10 GAMES FOR THE REDS

Aristides Aquino	* 7	2018 - 2019
Nick Castellanos	5	2020
Corey Patterson	4	2008
Josh Hamilton	4	2007
Juan Encarnacion	4	2002
Ron Gant	4	1995
Brian R. Hunter	4	1994 - 1995
Gus Bell	4	1953
Ron Northey	4	1950

* Tied Trevor Story's ML record for HR in 1st 10 career G

MOST RBI IN FIRST 10 GAMES FOR THE REDS

Ken Griffey Jr.	14	2000
Jim Greengrass	14	1952
Aristides Aquino	13	2018 - 2019
Brandon Phillips	13	2006
Jim Bottomley	13	1933
Nick Castellanos	12	2020

Courtesy @EliasSports, HR since 1900, RBI since 1920
Aquino played in 1 game in 2018

GRAND SLAMS (5)

Date	Pitcher
7/29/20 for Cin vs Chc	Rex Brothers
7/1/18 for Det at Tor	J.A. Happ
9/8/17 for Det at Tor	Marcus Stroman
8/19/15 for Det at Chc	Jon Lester
7/22/15 for Det vs Sea	Mike Montgomery

MULTI-HOMER GAMES (7)

Date	Pitchers
8/2/20/g1 for Cin at Det	Rony Garcia
8/30/19 for Chc vs Mil	Chase Anderson
8/8/19 for Chc at Cin	A. Wood, Gausman
6/16/18 for Det at Chw	Lucas Giolito
8/22/17 for Det vs NYY	Tanaka, Shreve
7/18/17 for Det at KC	T. Wood, Minor
8/19/15 for Det at Chc	Jon Lester

WALKOFF HOME RUNS (1)

Date (Inning)	Pitcher
7/21/19 for Det vs Tor (10)	Tim Mayza

INSIDE-THE-PARK HR (1)

Date	Pitcher
8/22/17 for Det vs NYY	Chasen Shreve

CONSECUTIVE GAMES (MINIMUM 3)

Date	Dates
3 straight games for Chc	8/18-8/21, 2019
3 straight games for Det	7/4-7/7, 2016

2019 SEASON

- At the 7/31 deadline was traded from the Tigers to the Cubs for minor leaguers RHP Alex Lange and RHP Paul Richan.
- In 151 apps for the Tigers and Cubs hit .289 with 58 doubles, 3 triples, 27 HR, 73 RBI and 100 runs scored.
- Became only the third right-handed batter in Major League history to produce in a season at least 55 doubles and 25 HR, joining Hall of Famers Hank Greenberg (1934) and Joe Medwick (1937).
- Established career highs in doubles, HR and runs scored.
- Led the Major Leagues with 58 doubles in becoming only the 10th player in Major League history to produce that many in a season.
- Became the first player to lead the Major Leagues in doubles while playing for more than 1 team.
- Ranked second in the Major Leagues with 88 extra-base hits (Bos' Rafael Devers, 90).
- In his last 51 apps of the season beginning 8/1, led the National League in doubles (21) and led the Cubs in hits (68), doubles, HR (16) and runs scored (43).
- Became only the fourth player to hit at least 8 HR in his first 20 apps as a Cub, joining Hank Sauer (9hr, 1949), Mandy Brooks (8hr, 1925) and Donnie Murphy (8hr, 2013).
- His 11 home runs in August were the most by a Cubs batter for that month since Sammy Sosa's 11 HR in August 2002.
- His 12 first-inning home runs were second in the majors to Eugenio Suárez, who hit a club-record 15 HR in the first inning.
- From 8/18-8/21 became the first player in Cubs history to homer in the first inning in 3 consecutive apps.
- Made 136 starts in right field and 4 starts in left field, all for Chi.



PERSONAL: As a senior at Archbishop McCarthy High School in Southwest Ranches, Florida was the state's 2010 Gatorade Player of the Year (.542, 8 2b, 3 3b, 6hr, 41rbi, 22sb, 34r) and a Baseball America second-team High School All-American.

LONGEST HITTING STREAKS TO START REDS CAREER

Table listing longest hitting streaks to start Reds career for Babe Herman, Chuck Aleno, Wally Berger, D'Angelo Jimenez, Sam Crawford, Willard Marshall, and Nick Castellanos.

REDS' LONGEST HITTING STREAKS TO START AT SEASON

Table listing longest hitting streaks to start at season for Babe Herman, Chuck Aleno, D'Angelo Jimenez, Pid Purdy, Sam Crawford, Ken Griffey Sr., Johnny Temple, Willard Marshall, Nick Castellanos, and Barry Larkin.

SINGLE-SEASON CAREER HIGH STREAKS

Hitting Streak: 17g, 9/3-9/20, 2017; Hitless Streak: 20ab, 7/22-7/26, 2017

CASTELLANOS' CAREER TRANSACTIONS

- Was selected by the Tigers in the supplemental first round (44th overall) of the June 2010 first-year player draft. Was signed by Rolando Casanova.
On disabled list with a fractured fifth metacarpal of his left hand, August 7-September 26, 2016.
Was acquired by the Cubs for minor leaguers RHP Alex Lange and RHP Paul Richan, July 31, 2019.
Was signed by the Reds to a 4-year contract through the 2023 season, including player options for 2021, 2022 and 2023, January 27, 2020.

CAREER FIELDING

Table showing career fielding statistics for Castellanos by position (3B, LF, RF) including Pct., G, PO, A, E, TC, DP, and PB.

Career Hitting

Large table showing career hitting statistics for Castellanos across various teams and leagues, including AVG, G, AB, R, H, 2B, 3B, HR, RBI, SH, SF, HB, BB, SO, SB, CS, OBP, SLG, and E.

* Led league, ^ In 2019 led the Major Leagues in doubles (58)

Wild Card Series Record

Table showing Wild Card Series record for Castellanos: Yr Club, Opponent, AVG, G, AB, R, H, 2B, 3B, HR, RBI, SH, SF, HB, BB, SO, SB, CS, OBP, SLG, E.

Division Series Record

Table showing Division Series record for Castellanos: Yr Club, Opponent, AVG, G, AB, R, H, 2B, 3B, HR, RBI, SH, SF, HB, BB, SO, SB, CS, OBP, SLG, E.



LUIS CASTILLO

RHP

58

Age: 28 Ht.: 6-2 Wt.: 200 Bats: R Throws: R ML Service: 3.101

Born: 12/12/92 Birthplace: Bani, DR Resides: Bani, DR

Acquired: From the Marlins, along with RHP Austin Brice and minor league OF Isaiah White, for RHP Dan Straily, January 19, 2017.

Contract: Signed a 1-year contract through the 2021 season, avoiding arbitration, January 15, 2021. Is under team control through 2023.

CAREER HIGHLIGHTS

- Since his Major League debut in 2017 leads the Reds' pitching staff in wins (32), starts (90), IP (519.2) and strikeouts (578).
- Is the first pitcher with an ERA of 3.62 or lower through his first 4 seasons for the Reds, with a minimum of 90 starts, since Gary Nolan (2.92, 1967-1970).
- Led the Reds in starts in each of the last 3 seasons, in wins and strikeouts in 2 of the last 3 seasons and in ERA and innings pitched in 2 of the last 4 seasons.
- In 2019 was the Reds' Opening Day starting pitcher, a National League All-Star and the NL's Pitcher of the Month for March/April.
- In 2019 averaged 10.57 strikeouts per 9 innings, the highest ratio in Reds history for pitchers with a minimum of 125 innings...in the shortened 2020 season averaged 11.44 strikeouts per 9 innings over 70 innings pitched.
- In 2019, Castillo (226 strikeouts) and Sonny Gray (205) became the first Reds teammates to each record at least 200 strikeouts in the same year...their strikeout ratios of 10.67 and 10.52 per 9 innings, respectively, were the highest in Reds history for pitchers with at least 125 innings.
- Per *Baseball America*, in 2019 his changeup was voted by managers, scouts and executives the best in the National League.
- Was the Reds' Minor League Pitcher of the Month for June 2017.
- When acquired by the Reds in January 2017 was rated by *Baseball America* the second-best prospect in the Marlins' system and by MLB.com their fifth-best prospect.
- In 2016 was Marlins Minor League Pitcher of the Year, Florida State League Pitcher of the Year, a *Baseball America* High Class A All-Star, an MiLB.com Organizational All-Star, FSL mid-season All-Star and Marlins Minor League Pitcher of the Month for May.

200-STRIKEOUT SEASONS, REDS PITCHERS

Mario Soto	274	1982
Jim Maloney	265	1963
Jim Maloney	244	1965
Johnny Cueto	242	2014
Mario Soto	242	1983
Noodles Hahn	239	1901
Jose Rijo	227	1993
Luis Castillo	* 226	2019
Tom Seaver	226	1978
Aaron Harang	218	2007
Aaron Harang	216	2006
Jim Maloney	216	1966
Mario Soto	214	1985
Jim Maloney	214	1964
Gary Nolan	206	1967
Edinson Volquez	206	2008
Sonny Gray	* 205	2019
Johnny Vander Meer	202	1941

* Career highs

8 STRIKEOUTS & 2 HITS

Since the distance from the pitching rubber to home plate was set at 60 feet, 6 inches in 1893, only 3 times in Major League history has a pitcher made **3 consecutive starts** in a season with **at least 8 strikeouts** and **no more than 2 hits allowed** in each game (list below)...**Luis Castillo's streak**, to open the 2019 season, was snapped in the 4-3 walkoff loss on 4/15 at LAD (5ip, 4h, 2er, 5bb, 7k)...no pitcher ever has done it in 4 consecutive starts.

Luis Castillo, Cin	3/28-4/9, 2019
Randy Johnson, Sea	6/2-6/13, 1997
Rube Marquard, NYG	8/24-9/1, 1911

5 IP, 2 H, 2 R

RHP Luis Castillo 8 times in 2019 pitched at least **5.0 innings** with **2 or fewer hits** and **2 or fewer runs**, a franchise single-season record for such starts (list below).

Luis Castillo	8, 2019	Jim Maloney	4, 1969
Homer Bailey	4, 2013	Jim Maloney	4, 1965
Jack Armstrong	4, 1988	Jake Weimer	4, 1907

Lists courtesy @EliasSports

2020 SEASON

- Ranked among the National League leaders in strikeouts per 9 innings (11.44, 6th), strikeouts (8th) and ERA (11th).
- In September, led the National League in wins (4) while ranking fifth in ERA (2.20) as the Reds battled for their first Postseason berth since 2013.
- In one of the Reds' biggest games of the year, on 9/11 at StL threw a 2-hitter for his first career complete game...the Reds entered that game in fourth place, a season-high 6 games under .500, 6.5 games out of first place in the NL Central Division and 3.5 games out of the Wild Card...beginning with that 3-1 win at Busch Stadium, the Reds finished the season 12-4 to earn their first Postseason berth since 2013...became the first Reds pitcher to throw a 9-inning complete game since Scott Feldman's 4-0 win vs SF on 5/7/17...became the first opposing pitcher to throw a 9-inning complete game at Busch Stadium since Pit's Edinson Volquez on 9/10/14...retired 19 of his last 21 batters... allowed only a double to Paul DeJong in the second inning and a single to Kolten Wong in the third.
- That 3-1 win at StL began a 3-game streak from 9/11-9/21 over which he produced a career-high 18.0-inning scoreless streak, the longest by a Reds pitcher in 2020.
- Started and suffered the 5-0 loss at Atl in the deciding Game 2 of the National League Wild Card Series... allowed only an RBI-double to Ronald Acuña Jr. with 2 outs in the bottom of the fifth inning...became just the second Reds pitcher ever to record at least 7 strikeouts while only allowing 1 run or less in a Postseason debut, joining Hod Eller (9k, 1919 World Series Game 5 at White Sox).

STRIKEOUTS PER 9 INNINGS, REDS HISTORY

Pitcher	Year.....	Ratio	K.....	IP
Luis Castillo ...	2019	10.67	226	190.2
Sonny Gray	2019.....	10.52	205	175.1
Mario Soto	1982	9.57	274	257.2

Minimum 125 innings pitched, Courtesy @EliasSports

2019 SEASON

- In his third Major League season at just 26 years old, was the Reds' Opening Day starting pitcher and a National League All-Star.
- Selected by his peers, joined Sonny Gray as the first Reds starting pitchers named to the All-Star team since Johnny Cueto and Alfredo Simon in 2014...was the youngest Reds starting pitcher named an All-Star since 24-year-old Edison Volquez in 2008.
- Was National League Pitcher of the Month for March/April (7gs, 3-1, 1.45) after ranking second in the NL and third in the Major Leagues in ERA, second in the NL and sixth in the majors in strikeouts (50) and third in the NL and T6th in the majors in innings pitched (43.1)...was the first Reds pitcher to win the monthly award since LHP Denny Neagle in September 1999 and the first Reds righthanded starter recognized since Jose Rijo in September 1992.
- Averaged 10.57 strikeouts per 9 innings, the highest ratio in Reds history for pitchers with a minimum of 125 innings.
- Ranked among the National League leaders in opponents' BA (.202, 3rd), wins (5th), ERA (12th), innings pitched (10th), strikeouts (9th), strikeouts per 9 innings (10.67, 6th) and starts (T8th).
- Became the first Reds pitcher with 15 wins in a season since Johnny Cueto (20-9) and Alfredo Simon (15-10) each did it in 2014.
- Castillo (226) and Sonny Gray (205) became the first Reds teammates to each record at least 200 strikeouts in the same year...their strikeout ratios of 10.67 and 10.52 per 9 innings, respectively, were the highest in Reds history for pitchers with at least 125 innings.
- Led the team in wins, starts, quality starts (20), innings pitched and strikeouts, all career highs.
- In his first career Opening Day start was the victim of a blown save in the 5-3 win vs Pit (5.2ip, 2h, 1er, 3bb, 8k)...became the fifth straight different Opening Day starter for the Reds (Johnny Cueto 2012-2015, Raisel Iglesias 2016, Scott Feldman in 2017, Homer Bailey in 2018)...is the longest stretch of different Opening Day starting pitchers since a 6-year streak from 2001-2006 (Pete Harnisch 2000-2001, Joey Hamilton 2002, Jimmy Haynes 2003, Cory Lidle 2004, Paul Wilson 2005, Aaron Harang 2006).
- Produced 8 starts in which he threw at least 5.0 innings while allowing 2 hits or fewer and 2 runs or fewer, a single-season franchise record.
- Began the season 1-1, 0.92 in his first 3 starts (19.2ip, 5h, 2er, 8bb, 25k)...since the distance from the pitching rubber to home plate was set at 60 feet, 6 inches in 1893, only 3 times in Major League history has a pitcher made 3 consecutive starts in a season with at least 8 strikeouts and no more than 2 hits allowed in each game (Sea's Randy Johnson, 1997 & NYG's Rube Marquart, 1911)...Castillo's streak, to open this season, was snapped in the 4-3 walkoff loss on 4/15 at LAD (5ip, 4h, 2er, 5bb, 7k).
- Over 13 apps from 4/9-6/17 produced a career-high 7-game winning streak (7-0, 2.40)...was the longest winning streak by a Reds pitcher in 2019.
- On 4/20 at SD recorded his 300th career strikeout (Manny Machado).
- In his 7-4 win on 8/5 vs LAA, his career-high 13 strikeouts were the most by a Reds pitcher since Raisel Iglesias had 13 strikeouts on 8/23/15 vs Ari and the most by a Reds pitcher in 2019.
- In the second inning of his 2-0 loss on 9/7 vs Ari recorded his 200th strikeout of the season (Josh Rojas).
- In the National League's 4-3 All-Star Game loss at Cle's Progressive Field, threw a perfect fourth inning (Carlos Santana K, J.D. Martinez K, Alex Bregman 4-3).
- Per *Baseball America*, his changeup was voted by managers, scouts and executives the best in the National League.

2018: At 25 years old and in just his second Major League season led the staff in wins, losses, starts, quality starts (11), innings pitched and strikeouts...after the All-Star Game break, his 2.44 ERA over 11 starts was fifth-best in the National League and ninth-lowest in the Major Leagues...received votes for the National League Pitcher of the Month Award for September after producing a 3-1 record while tying for the Major League lead with a 1.09 ERA...in his last 3 starts of the season went 2-0, 0.84 (21.1ip, 13h, 2er, 6bb, 6k, 1hr) and finished the year with a career-high 10.0-inning scoreless streak over his 2 final starts...his season-high 3-game winning streak from 5/8-5/24 (4gs, 3-0, 2.78) was the first winning streak of his career...in his 4-0 win on 9/1 at StL recorded 11 strikeouts, the second-highest total by a Reds pitcher in a game in 2018 (Tyler Mahle, 12k, 6/30 vs Mil)...in the 10-inning, 1-0 loss on 9/21 at Mia, his final start of the season, didn't allow a run in 8.1 innings...was a career high for innings pitched in a game and the longest outing by a Reds pitcher in 2018.

10-STRIKEOUT GAMES (10)

Date	Strikeouts
8/5/19 vs LAA (7ip)	13
7/25/20 vs Det (6+ip)	11
8/27/19 at Mia (6ip)	11
5/10/19 at SF (6ip)	11
9/1/18 at StL (6.2ip)	11
9/16/20 vs Pit (7ip)	10
9/7/19 vs Ari (7.2ip)	10
7/15/19 at Chc (6ip)	10
6/9/18 vs StL (6ip)	10
9/6/17 vs Mil (8ip)	10

2017: Led National League rookies in ERA and opponents' batting average (.202) while ranking eighth among rookies in strikeouts...was the organization's Minor League Pitcher of the Month for June (4gs, 3-1, 1.42, 1cg at Pensacola)...the Reds went 7-8 in his 15 starts...with 8 quality starts ranked second on the staff behind Scott Feldman's 9 QS...produced all 8 quality starts in his last 12 apps beginning 7/8 (3-6, 2.84), including 6 QS in his last 8 apps beginning 7/30 (2-3, 2.37)...beginning 7/8 and among pitchers with at least 12 starts, his 2.84 ERA ranked seventh in the Major Leagues behind Corey Kluber (1.79), Justin Verlander (1.92), Kyle Hendricks (2.19), Luis Severino (2.40), Jake Arrieta (2.48) & Marcus Stroman (2.73)...beginning 7/30 and among pitchers with at least 8 starts, his 2.37 ERA ranked seventh in the Major Leagues behind Stephen Strasburg (0.84), Corey Kluber (1.42), Justin Verlander (1.65), Kyle Hendricks (2.23), Jake Arrieta (2.27) and Robbie Ray (2.28)...began the season at Pensacola and made 14 starts there before he was promoted on 6/23 to start at Wsh...joined the rotation along with RHP Homer Bailey to fill the spots in the rotation previously occupied by RHP Asher Wojciechowski (DFA) and RHP Bronson Arroyo (disabled)...spent the rest of the season with the Reds...in each of his first 2 career starts was the victim of a blown save...left his Major League debut with a 5-2 lead over Wsh and left the 4-3 win on 6/28 vs Mil with a 3-2 lead...in his debut on 6/23 at Wsh, thanks to a 5-hit, 4-run top of the first inning made his first career plate appearance (groundout) before he threw his first career pitch...struck out his first batter (Trea Turner) and allowed a home run to his second (Brian Goodwin)...his Major League debut was his first professional appearance above Class AA...earned his first career win in his fourth start, on 7/8 at Ari (7-0 win, 6.2ip, 3h, 1bb, 8k)...on 7/20 vs Ari singled off Patrick Corbin for his first career hit.

MINOR LEAGUES

2016: Was Marlins Minor League Pitcher of the Year, Florida State League Pitcher of the Year, a *Baseball America* High Class A All-Star and an MiLB.com Marlins Organizational All-Star...also was Marlins Minor League Pitcher of the Month for May (5g, 4gs, 2-1, 1.67) and a Florida State League mid-season All-Star...led the Florida State League in ERA (2.07) and opponents' BA (.219)...on 7/29 was included as part of Mia's trade with SD that also sent RHP Jarred Cosart, RHP Carter Capps and 1B Josh Naylor to the Padres for RHP Andrew Cashner, RHP Colin Rea and RHP Tayron Guerrero...after Rea experienced right elbow issues following his lone start with Mia, the Padres and Marlins agreed to restructure part of the trade...on 8/1 Castillo was returned to the Marlins for Rea...**2013:** Led the Dominican Summer League in saves (20) and tied for league lead in games finished (24).

CASTILLO'S CAREER TRANSACTIONS

- Was signed by the Giants as a non-drafted free agent, December 23, 2011.
- Was acquired by the Marlins, along with RHP Kendry Flores, for IF Casey McGehee, December 20, 2014.
- Was acquired by the Padres, along with RHP Jarred Cosart, RHP Carter Capps and 1B Josh Naylor, for RHP Andrew Cashner, RHP Colin Rea and RHP Tayron Guerrero, July 29, 2016.
- Was acquired by the Marlins for RHP Colin Rea, August 1, 2016.
- Was acquired by the Reds, along with RHP Austin Brice and minor league OF Isaiah White, for RHP Dan Straily, January 19, 2017.

Career Pitching

Yr	Club	W-L	ERA	G	GS	CG	SHO	SV	IP	H	R	ER	HR	BB	SO	WP	BK
12	DSL Giants - R	1-3	3.31	19	0	0	0	2	54.1	47	25	20	1	22	47	7	1
13	DSL Giants - R	0-1	0.64	27	0	0	0	*20	28.1	15	5	2	0	3	34	3	0
14	Augusta - A	2-2	3.07	48	0	0	0	10	58.2	56	23	20	6	25	66	3	0
15	Greensboro - A	4-3	2.98	25	7	0	0	4	63.1	59	25	21	1	19	63	2	0
	Jupiter - A	2-3	3.50	10	9	0	0	0	43.2	44	17	17	3	14	31	3	0
16	Jupiter - A	8-4	*2.07	23	21	1	0	0	117.2	95	29	27	2	18	91	3	0
	Jacksonville - AA	0-2	3.86	3	3	0	0	0	14.0	12	9	6	1	7	12	3	0
17	Pensacola - AA	4-4	2.58	14	14	1	0	0	80.1	68	24	23	5	13	81	3	1
	Cincinnati	3-7	[^] 3.12	15	15	0	0	0	89.1	64	32	31	11	32	98	2	1
18	Cincinnati	10-12	4.30	31	31	0	0	0	169.2	158	89	81	28	49	165	4	2
19	Cincinnati	15-8	3.40	32	32	0	0	0	190.2	139	76	72	22	79	226	5	*3
20	Cincinnati	4-6	3.21	12	12	1	0	0	70.0	62	31	25	5	24	89	1	0
Major Totals		32-33	3.62	90	90	1	0	0	519.2	423	228	209	66	184	578	12	6
Minor Totals		21-22	2.66	169	54	2	0	36	460.1	396	157	136	19	121	425	27	2

* Led league, in 2016 also led Florida State League in opponents' BA (.219), ^ Led National League rookies in ERA and opponents' BA (.202)

All-Star Record

Yr	Club, Site	W-L	ERA	G	GS	CG	SHO	SV	IP	H	R	ER	HR	BB	SO	WP	BK
19	NL, Cleveland	0-0	0.00	1	0	0	0	0	*1.0	0	0	0	0	0	2	0	0

* Carlos Santana struck out, J.D. Martinez struck out, Alex Bregman grounded out 4-3

Wild Card Series Record

Yr	Club, Opponent	W-L	ERA	G	GS	CG	SHO	SV	IP	H	R	ER	HR	BB	SO	WP	BK
20	Cin at Atl	0-1	1.69	1	1	0	0	0	5.1	6	1	1	0	1	7	0	0

Started the 5-0 loss in the deciding Game 2

Career Hitting

Yr	Club	AVG	G	AB	R	H	2B	3B	HR	RBI	SH	SF	HB	BB	SO	SB	CS	OBP	SLG	E
17	Cincinnati	.069	15	29	0	2	0	0	0	1	3	0	0	1	11	0	0	.100	.069	0
18	Cincinnati	.102	31	59	4	6	1	0	0	2	4	0	0	2	23	0	0	.131	.119	0
19	Cincinnati	.097	32	62	3	6	1	0	0	0	4	0	0	0	32	0	0	.097	.113	1
20	Cincinnati	---	12	0	0	0	0	0	0	0	0	0	0	0	0	0	0	---	---	0
Career Totals		.093	90	150	7	14	2	0	0	3	11	0	0	3	66	0	0	.111	.107	1

SINGLE-SEASON CAREER HIGH STREAKS

Scoreless Streak By Game: None; Scoreless Streak By Inning: 18.0, 9/11-9/21, 2020;

Winning Streak: 7g, 4/9-6/17, 2019; Losing Streak: 5g, 7/31-8/30, 2020



CHESLOR

@cheslorcuthbert

INF

CUTHBERT

57

Age: 28 **Ht.:** R **Wt.:** R **Bats:** 6-1 **Throws:** 205 **ML Service:** 4.019

Born: 11/16/92 **Birthplace:** Corn Island, Nicaragua **Resides:** Managua, Nicaragua

Acquired: Was signed to a minor league contract with an invitation to 2021 Major League spring training camp, December 8, 2020.

Contract: Signed through the 2021 season and under team control through 2022. **Non-Roster**

CAREER HIGHLIGHTS

- Was on Opening Day rosters in 2017 (KC) and 2020 (WSox).
- Joined Hou's Yuli Gurriel as the only players in the Major Leagues in 2019 to make at least 35 starts at both 1B (39) and 3B (36).
- On 7/15/19 for KC vs WSox became only the fourth player born in Nicaragua to reach 100 career RBI (Marvin Benard, David Green, Everth Cabrera).
- In 2016 ranked among the American League rookie leaders in batting average (1st), doubles (1st), multi-hit games (T1st), hits (2nd) and RBI (4th)...his 123 starts at 3B were fourth-most by a Royals rookie at that position, behind only Kevin Seitzer (139 in 1987), Alex Gordon (129 in 2007) and George Brett (128 in 1974).
- Was Royals Player of the Month for July 2016.
- Made his Major League debut on 7/7/15 vs TB and singled off Matt Moore for his first hit.
- Hit his first career home run on 9/2/15 vs Det (2-run off Guido Knudson).
- Played for the World Team in the 2015 SiriusXM All-Star Futures Game at Great American Ball Park.
- In 2014 was an MiLB.com Royals Organization All-Star.
- Twice was a mid-season All-Star (2014 Texas League, 2015 Pacific Coast League).
- Twice was a Texas League Player of the Week (8/20-8/26, 2013 & 6/17-6/23, 2014).
- Played for Team Nicaragua in the 2013 World Baseball Classic qualifier.
- Missed most of the 2018 season with a lower back strain.

MULTI-HOMER GAMES (2)

Date	Pitchers
4/29/18 vs WSox	H. Santiago, C. Volstad
6/11/16 at WSox	José Quintana

PINCH-HIT HOME RUNS (1)

Date	Pitcher
9/21/19 for KC at Min	Taylor Rogers

2020 SEASON

- Made the White Sox' Opening Day roster as a non-roster invitee to Major League spring training camp.
- On 7/23 was promoted from Chi's Schaumburg alternate training site...the day after his only appearance, as a pinch hitter on 7/26 vs Min, was designated for assignment...on 7/29 was outrighted to the alternate training site.
- Was promoted again on 8/15...didn't appear in a game before he was designated for assignment on 8/19...2 days later was outrighted to the alternate training site and spent the rest of the season there.
- Became a free agent following the season.
- On 12/8 was signed by the Reds to a minor league contract with an invitation to 2021 Major League spring training camp.

PERSONAL: Attended Colegio Bautista de Managua, Nicaragua...follow via social media on Twitter and Instagram @cheslorcuthbert.

CUTHBERT'S CAREER TRANSACTIONS

- Was signed by the Royals as a non-drafted free agent, July 2, 2009.
- On 10-day disabled list with a left wrist sprain, June 26-August 7, 2017; included rehabilitation assignments at Omaha, July 17-26 and August 1-7.
- On 10-day disabled list with a lower back strain, May 19-remainder of the season, 2018; included a rehabilitation assignment at Omaha, June 29-July 6; was transferred to the 60-day DL, July 31.
- Was signed by the White Sox to a minor league contract with an invitation to 2020 Major League spring training camp, January 8, 2020.
- Was signed by the Reds to a minor league contract with an invitation to 2021 Major League spring training camp, December 8, 2020.

		CAREER FIELDING							
Pos.	Pct.	G	PO	A	E	TC	DP	PB	
1B	.982	63	402	25	8	435	42	-	
2B	1.000	4	5	1	0	6	1	-	
3B	.944	241	132	391	31	554	31	-	

Career Hitting

Yr	Club	AVG	G	AB	R	H	2B	3B	HR	RBI	SH	SF	HB	BB	SO	SB	CS	OBP	SLG	E
10	AZL Royals - R	.265	18	68	14	18	3	2	1	5	0	0	2	6	19	1	1	.342	.412	6
	Idaho Falls - R	.233	14	60	10	14	4	1	2	10	0	0	1	3	16	1	0	.281	.433	1
11	Kane County - A	.267	81	300	33	80	13	1	8	51	0	4	2	36	65	2	0	.345	.397	13
12	Wilmington - A	.240	124	475	47	114	18	0	7	59	0	3	2	37	80	6	3	.296	.322	20
13	Wilmington - A	.280	60	225	32	63	21	2	2	31	0	2	0	27	37	1	2	.354	.418	11
	NW Arkansas - AA	.215	64	237	25	51	16	0	6	28	2	3	2	20	51	5	2	.279	.359	14
14	NW Arkansas - AA	.276	96	355	35	98	19	1	10	48	0	3	1	36	67	9	3	.342	.420	24
	Omaha - AAA	.264	25	91	12	24	5	0	2	16	0	0	0	9	12	1	1	.330	.385	2
15	Omaha - AAA	.277	104	397	55	110	22	1	11	51	1	2	1	37	60	5	2	.339	.421	7
	Kansas City	.217	19	46	6	10	2	1	1	8	0	0	0	4	9	0	0	.280	.370	1
16	Omaha - AAA	.333	24	93	15	31	4	1	7	28	0	2	1	11	14	0	1	.402	.624	7
	Kansas City	.274	128	475	49	130	28	1	12	46	1	2	0	32	96	2	0	.318	.413	16
17	Kansas City	.231	58	143	10	33	7	0	2	18	0	1	0	9	39	0	0	.275	.322	6
	#Omaha - AAA	.271	15	59	10	16	3	1	4	9	0	1	1	7	11	0	0	.353	.559	1
18	Kansas City	.194	30	103	11	20	2	0	3	7	0	1	2	11	23	0	1	.282	.301	3
	#Omaha - AAA	.235	6	17	2	4	1	0	1	4	0	1	0	1	5	0	0	.263	.471	0
19	Omaha - AAA	.310	51	197	25	61	17	1	8	35	0	2	3	17	46	0	0	.370	.528	2
	Kansas City	.246	87	309	24	76	14	0	9	40	0	0	2	19	67	1	0	.294	.379	13
20	Chicago (AL)	.000	1	1	0	0	0	0	0	0	0	0	0	0	0	0	0	.000	.000	0
Major Totals		.250	323	1077	100	269	53	2	27	119	1	4	4	75	234	3	1	.300	.378	39
Minor Totals		.266	682	2574	315	684	146	11	69	375	3	23	16	247	483	31	15	.331	.411	108

Injury rehab

SINGLE-SEASON CAREER HIGH STREAKS

Hitting Streak: 12g, 7/7-7/23, 2016; Hitless Streak: 40ab, 8/8-8/24, 2019



JOSÉ DE LEÓN

Twitter icon @JDL_87

RHP

87

Age: 28 Ht.: 6-2 Wt.: 215 Bats: R Throws: R ML Service: 2.060

Born: 8/7/92 Birthplace: Isabela, PR Resides: Isabela, PR

Acquired: From the Rays for cash and a player to be named, November 20, 2019.

Contract: Signed through the 2021 season and under team control through 2024.

CAREER HIGHLIGHTS

- Accent marks in José De León.
- His changeup is rated by *Baseball America* the best among Reds minor league pitchers.
- Entered the 2021 season rated by *Baseball America* the 20th-best prospect in the organization.
- Following the 2015 season, his changeup was rated by *Baseball America* the best in the Texas League.
- In 2016 was a *Baseball America* Class AAA All-Star and PCL Pitcher of the Week for 8/21-8/27.
- In 2015 was a California League All-Star and Pitcher of the Week for 5/4-/10.
- In 2014 was the Pioneer League Pitcher of the Year, an MiLB.com Dodgers Organizational All-Star and Pioneer League Pitcher of the Week for 6/23-6/28 and 8/4-8/10.
- After 2 spring training apps in 2018 was diagnosed with a torn ulnar collateral ligament in his right elbow... on 3/13 had season-ending surgery and spent the year on the Rays' disabled list...entered the season rated by *Baseball America* the 29th-best prospect in the Rays' minor league system.
- In March 2017 was added to Puerto Rico's roster for the second round of the World Baseball Classic and threw 2.2 scoreless innings (5k) in a start vs Venezuela...his strikeout victims included José Altuve (twice), Robinson Chirinos, Alcides Escobar and Ender Inciarte.
- In a 7-4 win on 9/4/16 vs SD, at 24 years old became the youngest Dodgers pitcher to win his Major League debut since Nathan Eovaldi on 8/6/11 at Ari (6ip, 5h, 4r, 3er, 0bb, 9k, 1hr)...was the fifth pitcher since records became available in 1913 to win his debut as a starter while recording 0 walks and at least 9 strikeouts, the first since Wsh's Stephen Strasburg on 6/8/10 vs Pit...became the first Dodgers pitcher to win the first 2 apps of his career as a starter since Kazuhisa Ishii in 2002.
- Is 1 of 16 Southern University products to play in the Major Leagues, including Lou Brock and Vida Blue.
- Following the 2013, 2014 and 2020 seasons played for Caguas in the Puerto Rico Winter League (10g, 8gs, 4-2, 2.31, 35ip, 20h, 10bb, 49k, 0.86whip, .164oba).

2020 SEASON

- Didn't pitch after 9/14 because of a right groin strain...beginning 9/15 spent the rest of the season on the Reds' 10-day injured list.
- In his first season in the organization made 5 relief apps during 6 stints on the Reds' 28-man roster.
- Made 1 appearance while on the active roster from 8/6-8/7...made 2 more apps while with the team from 8/28-8/31...did not pitch while on the roster from 9/8-9/9...made 2 apps from 9/11-9/14...twice served as the 29th player for a doubleheader but did not pitch (8/27 at Mil, 9/4 at Pit).
- Had 6 stints on the Taxi Squad (1g on 8/5 at Cle, 2g from 8/8-8/9 at Mil, 5g from 8/22-8/27/g1 at StL/Mil, 4g from 9/4-9/6 at Pit, 1g on 9/10 at Chi, 3g from 9/25-9/27 at Min).
- Threw more than 1.0 inning in 3 of his 5 apps, including a season-high 2.0 innings on 9/12 at StL...in that 7-1 loss threw scoreless seventh and eighth innings.
- On 9/9 at Wrigley Field the native and resident of Puerto Rico wore uniform #21, instead of his usual #87, in recognition of Roberto Clemente Day.
- Made his last appearance of the season in the 9-4 win on 9/14/g2 vs Pit...walked both batters and the next day went on the 10-day injured list with the right groin injury.
- While on the injured list traveled to the Wild Card Series at Atl as part of the Reds' 40-player Postseason pool.
- Following the season played for Caguas in the Puerto Rico Winter League (4gs, 2-1, 3.18, 17ip, 8h, 10bb, 31k, .145oba).

2019 SEASON

- Began the season on the Rays' injured list recovering from March 2018 "Tommy John" surgery to repair the torn ulnar collateral ligament in his right elbow.
- Made his first appearance on 5/4 for Charlotte...made 11 rehab apps for Charlotte and Durham before he was reinstated from the IL on 7/2.
- Made his 3 apps for the Rays on 8/14 at SD, 8/29 at Hou and 9/29 at Tor.
- Went 806 days between his Major League apps (5/29/17 at Tex & 8/14/19 at SD).
- Earned his only win of the season in a 9-8 victory on 8/29 at Hou...entered that game in the sixth inning, trailing 6-5, but was credited with the win after the Rays took the lead in the top of the seventh.
- Made 2 starts for Durham in the International League's Governors' Cup finals, including Game 1.
- On 11/20, just minutes before the Rule 5 Draft reserve lists were due, was acquired by the Reds for cash and a player to be named.

2018: After 2 spring training apps was diagnosed with a torn ulnar collateral ligament in his right elbow...on 3/13 had season-ending surgery and spent the year on the Rays' disabled list.

2017: Spent the entire season in the minor leagues aside from a 1-day stint with the Rays on 5/29 at Tex...pitched in relief that night and earned the 10-8 win by throwing 2.2 innings and 69 pitches, the most by a Rays reliever since Chris Archer threw 79 on 9/13/12 at Bal...became the 11th pitcher in franchise history to win his Rays debut as a reliever and the first since Andrew Bellatti 5/9/15 vs Tex...while in the minors was disabled 3 times with flexor mass, lat and forearm injuries...in March was added to Puerto Rico's roster for the second round of the World Baseball Classic and threw 2.2 scoreless innings (5k) in a start vs Venezuela...his strikeout victims included José Altuve (twice), Robinson Chirinos, Alcides Escobar and Ender Inciarte.

2016: At age 24, in his Major League debut made 4 starts for the Dodgers in September...in a 7-4 win on 9/4 vs SD became the youngest Dodgers pitcher to win his Major League debut since Nathan Eovaldi on 8/6/11 at Ari (6ip, 5h, 4r, 3er, 0bb, 9k, 1hr)...was the fifth pitcher since records became available in 1913 to win his debut as a starter while recording 0 walks and at least 9 strikeouts, the first since Wsh's Stephen Strasburg on 6/8/10 vs Pit...became the first Dodgers pitcher to win the first 2 apps of his career as a starter since Kazuhisa Ishii in 2002...at Oklahoma City, where he was a *Baseball America* Class AAA All-Star, was disabled twice with ankle and shoulder injuries...was a non-roster invitee to Dodgers Major League spring training camp...following the season was rated by *Baseball America* the 29th-best overall prospect in the minor leagues, the No. 3 prospect in the Dodgers organization and No. 3. prospect in the PCL.

MINOR LEAGUES

2015: At Class A Rancho Cucamonga was a California League All-Star...his 163 strikeouts for Rancho Cucamonga and Class AA Tulsa tied for fourth-highest in the minor leagues...following the season, his changeup was rated by *Baseball America* the best in the Texas League...**2014:** Was the Pioneer League Pitcher of the Year...ended that season with 4 starts at Class A Great Lakes...in his second start there recorded 14 strikeouts, breaking the club's single-game record held by Clayton Kershaw (12).

PERSONAL: At Southern University in 2012 led the Southwestern Athletic Conference with 103 strikeouts and the next season ranked second with 73 strikeouts...as a sophomore was All-SWAC...following the destruction in Puerto Rico caused by Hurricane Maria in 2017, organized a GoFundMe campaign that raised \$10,000...also donated water, diapers and food...was on the island when Maria made landfall and wasn't able to leave Puerto Rico for 10 days.

DE LEÓN'S CAREER TRANSACTIONS

- Was selected by the Dodgers in the 24th round of the June 2013 first-year player draft. Signed by Matt Paul.
- On Rancho Cucamonga's disabled list, April 14-23, 2015.
- On Tulsa's disabled list, July 17-August 5, 2015.
- On Oklahoma City's disabled list, April 7-May 2 with an ankle injury and May 14-June 6 with a shoulder injury, 2016.
- On Durham's disabled list, April 6- May 10 with flexor mass discomfort and June 9-August 3 with a strained lat, 2017; included a rehabilitation assignment at GCL Rays, July 17-August 2.
- On Charlotte's disabled list with forearm tendinitis, August 14-remainder of the season, 2017.
- Was acquired by the Rays for 2B Logan Forsythe, January 23, 2017.
- On disabled list following "Tommy John" surgery to repair the torn ulnar collateral ligament in his right elbow, March 27-remainder of the season, 2018; was transferred to the 60-day DL, April 10.
- On injured list recovering from March 2018 right elbow surgery, March 27-July 2, 2019; was transferred to the 60-day DL, April 19; included rehab assignments at Charlotte, May 4-14 and Durham, May 15-July 1.
- Was acquired by the Reds for cash and a player to be named, November 20, 2019.
- On 10-day injured list with a right groin strain, September 15-remainder of the season, 2020.

Career Pitching

Yr	Club	W-L	ERA	G	GS	CG	SHO	SV	IP	H	R	ER	HR	BB	SO	WP	BK
13	AZL Dodgers - R	2-3	4.01	9	8	0	0	0	33.2	32	18	15	1	18	35	4	0
	Ogden - R	1-2	12.10	5	5	0	0	0	19.1	35	30	26	5	3	18	5	0
14	Ogden - R	5-0	2.65	10	8	0	0	0	54.1	44	25	16	2	19	77	6	2
	Great Lakes - A	2-0	1.19	4	4	0	0	0	22.2	14	4	3	1	2	42	1	0
15	Rancho Cucamonga - A	4-1	1.67	7	7	0	0	0	37.2	26	9	7	1	8	58	1	0
	Tulsa - AA	2-6	3.64	16	16	1	1	0	76.2	61	35	31	11	29	105	2	0
16	Oklahoma City - AAA	7-1	2.61	16	16	0	0	0	86.1	61	29	25	9	20	111	1	0
	Los Angeles (NL)	2-0	6.35	4	4	0	0	0	17.0	19	17	12	5	7	15	0	0
17	Charlotte - A	1-0	1.88	4	3	0	0	0	14.1	11	3	3	0	9	18	0	0
	Durham - AAA	0-2	6.75	3	3	0	0	0	12.0	14	9	9	1	6	14	1	0
	Tampa Bay	1-0	10.13	1	0	0	0	0	2.2	4	3	3	1	3	2	2	0
	#GCL Rays - R	1-0	0.75	3	2	0	0	0	12.0	4	1	1	1	1	12	1	0
18	Tampa Bay	Injured, Did Not Pitch															
19	#Charlotte - A	0-0	3.86	2	2	0	0	0	4.2	4	3	2	1	3	1	0	0
	Durham - AAA	2-1	3.51	17	13	0	0	1	51.1	41	20	20	4	27	73	2	0
	Tampa Bay	1-0	2.25	3	0	0	0	0	4.0	3	2	1	0	3	7	1	0
20	Cincinnati	0-0	18.00	5	0	0	0	0	6.0	6	12	12	1	11	10	0	0
Major Totals		4-0	8.49	13	4	0	0	0	29.2	32	34	28	7	24	34	3	0
AL Totals		2-0	5.40	4	0	0	0	0	6.2	7	5	4	1	6	9	3	0
NL Totals		2-0	9.39	9	4	0	0	0	23.0	25	29	24	6	18	25	0	0
Reds Totals		0-0	18.00	5	0	0	0	0	6.0	6	12	12	1	11	10	0	0
Minor Totals		27-16	3.35	96	87	1	1	1	425.0	347	186	158	37	145	564	24	2
# Injury Rehab																	

World Baseball Classic Record

Yr	Country	W-L	ERA	G	GS	CG	SHO	SV	IP	H	R	ER	HR	BB	SO	WP	BK
17	Puerto Rico	1-0	0.00	1	1	0	0	0	2.2	3	0	0	0	1	5	0	0

Career Hitting

Yr	Club	AVG	G	AB	R	H	2B	3B	HR	RBI	SH	SF	HB	BB	SO	SB	CS	OBP	SLG	E
16	Los Angeles (NL)	.000	4	4	0	0	0	0	0	0	0	0	0	0	1	0	0	.000	.000	1
17	Tampa Bay	----	1	0	0	0	0	0	0	0	0	0	0	0	0	0	0	----	----	0
19	Tampa Bay	----	3	0	0	0	0	0	0	0	0	0	0	0	0	0	0	----	----	0
20	Cincinnati	----	5	0	0	0	0	0	0	0	0	0	0	0	0	0	0	----	----	0
Career Totals		.000	13	4	0	0	0	0	0	0	0	0	0	0	1	0	0	----	----	1

SINGLE-SEASON CAREER HIGH STREAKS

Scoreless Streak By Game: None; Scoreless Streak By Inning: 2.0, 9/12/16 for LAD at NYY;
 Winning Streak: 2g, 9/4-9/12, 2016; Losing Streak: None


NICKY

DELMONICO

1B / OF

28

Age: 28 **Ht.:** 6-3 **Wt.:** 230 **Bats:** L **Throws:** R **ML Service:** 1.134

Born: 7/2/92 **Birthplace:** Knoxville, TN **Resides:** Surprise, AZ

Acquired: Was signed to a minor league contract and invited to 2021 Major League spring training camp, February 3, 2021.

Contract: Signed through the 2021 season and under team control through 2025.

Non-Roster
CAREER HIGHLIGHTS

- Has made 2 career Opening Day starts, both for the White Sox (2018 at KC in LF, 2020 vs Min in RF).
- In 2017 reached base safely in each of the first 13 games of his Major League career (8/1-8/16), a White Sox record...during that streak hit .396 (3 HR, 8 RBI, .463obp, .625slg)...joined Craig Wilson (1998) as the only White Sox batters since at least 1913 to register three 3-hit efforts in their first 13 career games.
- Hit 6 HR in his first 19 career games, the fastest player in White Sox history to reach that 6-homer mark.
- On 8/3/17 at Fenway Park hit his first career home run, a 3-run shot off reigning American League Cy Young Award winner Rick Porcello.
- In the 6-4 win on 5/2/19 vs Red Sox hit a 3-run, walkoff HR off Ryan Brasier...was the first walkoff homer vs the Red Sox in the history of Chi's Guaranteed Rate Field.
- On 5/30/19 had season-ending surgery to repair the torn labrum in his left shoulder.
- Entered the 2014 season rated by MLB.com the sixth-best prospect in the Brewers' organization.

MULTI-HOMER GAMES (2)

Date	Pitcher
8/18/17 at Tex	A. Cashner, R. Rodríguez
8/16/17 at LAD	Yu Darvish, Tony Watson

LEADOFF HOME RUNS (1)

Date	Pitcher
9/3/18 for WSox vs Det	Michael Fulmer

WALKOFF HOME RUNS (2)

Date (Inning)	Pitcher
5/2/19 vs Bos (9th)	Ryan Brazier
9/27/17 vs LAA (10th)	Blake Parker

INSIDE-THE-PARK HR (1)

Date	Pitcher
8/18/17 at Tex	Ricardo Rodríguez

2020 SEASON

- Was the White Sox' Opening Day starting right fielder.
- Made all 6 of his apps, including 4 starts in RF and 2 starts in LF, from 7/24-8/2 before he was optioned to the alternate training site at Schaumburg.
- Was on the White Sox' roster again from 8/20-8/21 but did not play.
- On 8/28, following the acquisition of OF Jarrod Dyson from the Pirates, was designated for assignment...4 days later was outrighted off the roster and assigned again to the alternate training site...spent the rest of the season there.
- Following the season became a minor league free agent.
- On 2/3/21 was signed by the Reds to a minor league contract and was invited to 2021 Major League spring training camp.

PERSONAL: In 2011 graduated from Farragut High School in Knoxville, TN...played on 4 state championship teams and as a junior in 2010 hit a walkoff HR in the title game...played 3 years for Team USA (2008-2010) and won a pair of gold medals (2008, 2009)...became the first player in Team USA history to wear on his jersey a "C" for captain...before he was drafted by the Orioles had committed to the University of Georgia...his brother, Tony, was a catcher in the Dodgers organization...his brother, Joey, was a catcher at the University of Georgia...his father, Rod, was the head baseball coach at the University of Tennessee for 18 seasons (1990-2007) and managed Team Netherlands in the 2009 World Baseball Classic.

DELMONICO'S CAREER TRANSACTIONS

- Was selected by the Orioles in the sixth round of the 2011 first-year player draft.
- On Delmarva's 7-day disabled list, June 28-July 5 and August 5-remainder of the season, 2012.
- On Frederick's 7-day disabled list, April 19-May 11, 2013.
- Was acquired by the Brewers for RHP Francisco Rodríguez, July 23, 2013.
- On Brevard County's 7-day disabled list, August 19-29, 2013.
- On Minor League Baseball's restricted list, July 23-August 31, 2014.
- Was signed by the White Sox to a minor league contract, February 11, 2015.
- On Birmingham's 7-day disabled list, April 18-May 5, 2015.
- On suspended list, May 6-June 15, 2015.
- On Birmingham's 7-day disabled list, April 7-13, 2016.
- On Charlotte's 7-day disabled list, June 30-July 25, 2016.
- On White Sox' 15-day disabled list with a right wrist sprain, August 26-September 5, 2017.
- On White Sox' 15-day disabled list with a right hand fracture, May 19-July 19, 2018; included a rehabilitation assignment at Birmingham, July 6-12 and at Charlotte, July 13-19.
- On Charlotte's 7-day injured list with a torn labrum in his left shoulder, May 20-June 9, 2019.
- Was released by the White Sox, June 13, 2019; was re-signed by the White Sox to a minor league contract, December 16, 2019.
- Was signed by the Reds to a minor league contract and invited to 2021 Major League spring training camp, February 3, 2021.

CAREER FIELDING								
Pos.	Pct.	G	PO	A	E	TC	DP	PB
1B	.987	12	75	3	1	79	10	-
LF	.974	127	221	8	6	235	2	-
RF	1.000	4	5	0	0	5	0	-

Career Hitting

Yr	Club	AVG	G	AB	R	H	2B	3B	HR	RBI	SH	SF	HB	BB	SO	SB	CS	OBP	SLG	E
12	Delmarva - A	.249	95	338	49	84	22	0	11	54	0	1	7	47	73	8	1	.351	.411	22
13	Frederick - A	.243	61	226	33	55	12	0	13	30	0	0	1	36	59	5	1	.350	.469	15
	Brevard County - A	.194	21	72	8	14	4	1	0	9	0	0	3	12	21	2	1	.333	.278	4
14	Brevard County - A	.262	37	141	11	37	8	0	4	15	0	1	1	7	34	2	2	.300	.404	5
15	Kannapolis - A	.400	5	20	4	8	1	1	1	8	0	1	0	1	4	0	0	.409	.700	0
	Birmingham - AA	.238	62	223	26	53	24	0	3	26	1	3	1	25	52	2	1	.313	.386	14
16	Birmingham - AA	.338	38	142	25	48	14	2	10	31	3	0	1	13	33	1	0	.397	.676	3
	Charlotte - AAA	.246	72	260	32	64	16	0	7	30	1	4	1	29	74	2	0	.320	.388	6
17	Charlotte - AAA	.262	99	378	55	99	18	3	12	45	0	1	4	46	73	4	2	.347	.421	18
	Chicago (AL)	.262	43	141	25	37	4	0	9	23	0	0	2	23	31	2	0	.373	.482	1
18	Chicago (AL)	.215	88	284	31	61	11	5	8	25	0	1	6	27	80	1	2	.296	.373	5
	Birmingham - AA	.200	5	15	1	3	0	0	0	0	0	0	0	1	3	0	0	.250	.200	0
	Charlotte - AAA	.400	5	20	3	8	4	0	0	2	0	0	0	4	4	0	0	.500	.600	0
19	Charlotte - AAA	.286	17	63	13	18	7	0	3	10	0	2	1	10	12	1	0	.382	.540	4
	Chicago (AL)	.206	21	63	6	13	2	0	1	6	0	0	1	4	25	0	1	.265	.286	1
20	Chicago (AL)	.150	6	20	0	3	0	0	0	3	0	0	0	2	2	0	0	.227	.150	0
Major Totals		.224	158	508	62	114	17	5	18	57	0	1	9	56	138	3	3	.312	.384	7
Minor Totals		.259	517	1898	260	491	130	7	64	260	5	13	20	231	442	27	8	.343	.436	91

SINGLE-SEASON CAREER HIGH STREAKS

Hitting Streak: 11g, 8/3-8/16, 2017; **Hitless Streak:** 19ab, 8/21-9/8, 2017


SEAN

@whatwouldDOOdo

LHP

DOOLITTLE

63

Age: 34 **Ht.:** 6-2 **Wt.:** 204 **Bats:** L **Throws:** L **ML Service:** 8.122

Born: 9/26/86 **Birthplace:** Rapid City, SD **Resides:** River Forest, IL

Acquired: Was signed to a 1-year contract through the 2021 season, February 8, 2021.

Contract: Signed through the 2021 season and under team control through 2021.

CAREER HIGHLIGHTS

- Was an American League All-Star in 2014 and a National League All-Star in 2018.
- In 2018 received the Bob Feller Act of Valor Award for his values, integrity, and dedication to our country.
- In 2013, 2016 and 2020 was his club's nominee for Major League Baseball's prestigious Roberto Clemente Award for his contributions on and off the field.
- In 2018, 2019 and 2020 received the Nationals' Good Guy Award in voting of local media.
- In September 2017 was the National League's Reliever of the Month.
- In 2013 received the Athletics' Dave Stewart Service Award.
- Was a member of the 2019 World Series champion Washington Nationals...during that historic run posted a 1.74 ERA in 9 Postseason apps and recorded saves in Game 1 of the NLCS vs the Cardinals and in Game 1 of the World Series vs the Astros.
- In 20 career Postseason apps has posted an ERA of 2.42 with 3 saves (22.1ip, 17h, 3bb, 23k, .213oba).
- In 2018, produced one of the most historic seasons by a relief pitcher in Major League history when he posted a 0.60 WHIP and 10.00 strikeouts-to-walks ratio...according to Baseball-Reference.com, Doolittle and Bos' Koji Uehara (2013) are the only two relievers ever to put up those numbers in the same season... Doolittle shut out the opponent in 37 of his 43 apps that year and led NL relievers in opponents' on-base percentage (.178), slugging percentage (.213), OPS (.391), WHIP (0.60) and save percentage (96.2%).
- After he was traded from the Athletics in 2017, the Nationals went 30-0 in games in which he pitched.
- With 75 saves ranks third among the Washington Nationals' leaders since 2005.
- In 2013, stranded 30-of-32 inherited runners (94%), the best mark in the Major Leagues that season and the highest percentage in Athletics history dating back to 1974.
- In 2014 established an Athletics record for saves by a lefthanded pitcher (22)...Alen Embree held the record with 17 saves in 2007...entered that All-Star season with 3 Major League saves and 4 professional saves... his strikeouts-to-walks ratio of 11.13 led Major League relievers, was second-highest in Athletics history (Dennis Eckersley, 18.25 in 1990) and tied for sixth-highest in history since 1900 (min. 60ip).
- In a 5-4 win at LAA on 6/23/16 recorded his 33rd career save, a new Oakland A's record for career saves by a lefthanded pitcher...Rick Honeycutt and Paul Lindblad shared the previous mark of 32 career saves by a lefthander.
- Made his Major League debut in a 6-3 Athletics loss on 6/5/12 vs the Rangers...became the first A's pitcher to strike out the first 3 batters of his career since Blake Stein did it on 5/10/98 vs WSox.
- In a 2-1 win on 6/30/19 at Det earned the 100th save of his Major League career.
- Was selected by the Athletics as a first baseman in the supplemental first round (41st overall) of the 2007 first-year player draft...didn't convert to a pitcher full-time until his sixth professional season...in 2012 made his Major League debut after just 17 professional games on the mound.
- In 2012 was an MiLB.com Athletics Organization All-Star.
- Was rated by *Baseball America* the Athletics' 17th-best prospect in 2008, 11th-best prospect in 2009, 10th-best prospect in 2010 and 17th-best prospect in 2011.
- In 2008 was an Arizona Fall League Rising Star, a member of the AFL's All-Prospect Team and a mid-season California League All-Star.
- In his first full professional season in 2008 played first base and outfield...at Class A Stockton and Class AA Midland combined to hit .286 with 40 doubles, 3 triples, 22 HR and 91 RBI in 137 apps...tied for ninth in all of minor league baseball with 65 extra base hits...led the Athletics' farm system in hits (153) and doubles.

2020 SEASON

- Made 11 apps for the Nationals in a season interrupted by a pair of stints on the injured list, in August with right knee fatigue and in September with a right oblique strain.
- Following the season elected free agency.
- On 2/8/21 was signed by the Reds to a 1-year contract through the 2021 season.

PERSONAL: Graduated from Shawnee High School in Medford, NJ...attended the University of Virginia and left as the school's leader in both career RBI (167) and career pitching wins (21)...as a sophomore in 2006 was named ACC Player of the Year...also earned All-ACC honors in 2007...in January 2018 was inducted into the Cavaliers' Hall of Fame...wife's name is Eireann...they have a dog, Fiadh...follow on Twitter @whatwouldDOOdo.

DOOLITTLE'S CAREER TRANSACTIONS

- Was selected by the Braves in the 39th round of the 2004 first-year player draft. Did not sign.
- Was selected by the Athletics in the supplemental first round (41st overall) of the 2007 first-year player draft. Was signed by Neil Avent.
- On Sacramento's 7-day disabled list with a torn left patella, May 9-remainder of the season, 2009.
- On Sacramento's 7-day disabled list while recovering from surgery to repair the torn left patella, 2010 season.
- On Sacramento's 7-day disabled list while recovering from surgery to repair the torn left patella, April 7-August 28, 2011.
- On Oakland's 15-day disabled list with a right intercostal strain, August 24-September 11, 2014.
- On Oakland's 15-day disabled list with a left rotator cuff strain, April 4-May 26 and May 28-August 21, 2015; was transferred to the 60-day disabled list, June 13; included rehabilitation assignments at Stockton, May 14-18 & August 7-21, at Midland, May 19-21 and at Nashville, May 22-25.
- On Oakland's 15-day disabled list with a left shoulder strain, June 26-September 1, 2016; included a rehabilitation assignment at Nashville, August 15-21.
- On Oakland's 10-day disabled list with a left shoulder strain, April 30-June 9, 2017; included rehabilitation assignments at Stockton, June 2-6 and at Nashville, June 7-9.
- Was acquired by the Nationals, along with RHP Ryan Madson, for RHP Blake Treinen, LHP Jesus Luzardo and IF Sheldon Neuse, July 16, 2017.
- On Washington's 10-day disabled list with a left big toe strain, July 7-September 6, 2018.
- On Washington's 10-day disabled list with right knee tendinitis, August 18-31, 2019; included a rehabilitation assignment at Potomac, August 30-31.
- On Washington's 10-day injured list with right knee fatigue, August 11-26, 2020.
- On Washington's 10-day injured list with a right oblique strain, September 11-27, 2020.
- Was signed by the Reds to a 1-year contract through the 2021 season, February 8, 2021.

Career Hitting

Yr	Club	AVG	G	AB	R	H	2B	3B	HR	RBI	SH	SF	HB	BB	SO	SB	CS	OBP	SLG	E
07	Vancouver - A	.283	13	46	6	13	3	0	0	4	0	0	2	9	10	0	0	.421	.348	1
	Kane County - A	.233	55	193	23	45	10	0	4	29	0	3	2	24	40	1	0	.320	.347	3
08	Stockton - A	.305	86	334	64	102	25	3	18	61	0	4	0	46	99	7	3	.385	.560	4
	Midland - AA	.254	51	201	25	51	15	0	4	30	0	1	0	17	54	1	1	.311	.388	7
09	Sacramento - AAA	.267	28	105	17	28	5	1	4	14	0	0	1	15	23	0	1	.364	.448	0
12	Oakland	---	3	0	0	0	0	0	0	0	0	0	0	0	0	0	0	-	-	2
13	Oakland	---	4	0	0	0	0	0	0	0	0	0	0	0	0	0	0	-	-	0
14	Oakland	.000	5	1	0	0	0	0	0	0	0	0	0	0	0	0	0	.000	.000	0
15	Oakland	---	1	0	0	0	0	0	0	0	0	0	0	0	0	0	0	-	-	0
	Oakland	---	4	0	0	0	0	0	0	0	0	0	0	0	0	0	0	-	-	0
17	Washington	---	27	0	0	0	0	0	0	0	0	0	0	0	0	0	0	-	-	0
18	Washington	---	40	0	0	0	0	0	0	0	0	0	0	0	0	0	0	-	-	0
19	Washington	.000	61	3	0	0	0	0	0	0	0	0	0	2	0	0	0	.000	.000	0
	Major Totals	.000	145	4	0	0	0	0	0	0	0	0	0	2	0	0	0	.000	.000	2
	Minor Totals	.272	233	879	135	239	58	4	30	138	0	8	5	111	226	9	5	.354	.449	15

SINGLE-SEASON CAREER HIGH STREAKS

Scoreless Streak By Game: 24g, 4/29-6/27, 2014; **Scoreless Streak By Inning:** 26.1, 4/29-6/27, 2014;
Winning Streak: 3g (2x), 4/16-5/17, 2013 & 3/31-4/9, 2019; **Losing Streak:** 4g, 6/8-8/14, 2013



KYLE FARMER

@kFarm17

INF
17

Age: 30 **Ht.:** 6-0 **Wt.:** 195 **Bats:** R **Throws:** R **ML Service:** 2.129

Born: 8/17/90 **Birthplace:** Atlanta, GA **Resides:** Atlanta, GA

Acquired: From the Dodgers, along with OF Matt Kemp, OF Yasiel Puig, LHP Alex Wood and cash, for RHP Homer Bailey, IF Jeter Downs and RHP Josiah Gray, December 21, 2018.

Contract: Signed a 1-year contract through the 2021 season, December 3, 2020. Under team control through 2024.

CAREER HIGHLIGHTS

- In his Major League career has played 1B (21g, 7gs), 2B (54g, 22gs), 3B (40g, 21gs), SS (16g, 10gs), C (19g, 9gs), LF (2g, 9/4/20/g2 at Pit, 9/26/20 at Min) and P (1g, 8/8/19 vs Cubs).
- On 8/8/19 vs the Cubs became the first Reds player to pitch and catch in the same game since Dee Moore in 1936.
- In the 11-inning, 3-2 Dodgers win on 7/30/17 became the first player in franchise history to produce a game-ending hit in his first career plate appearance (2-run double off SF's Albert Suárez).
- In 2015 participated in the Sirius XM All-Star Futures Game at Great American Ball Park in Cincinnati.
- In 2013 and 2015 was an MiLB.com Dodgers Organization All-Star.
- Was a mid-season All-Star in 2014 (Midwest League), 2015 (California League) and 2016 (Texas League).
- Before converting to catcher as a professional was an elite shortstop in college...at the University of Georgia, where he was a roommate and teammate of former Reds LHP Alex Wood, established career and single-season fielding percentage records for that middle infield position...appeared in 212 career games for the Bulldogs, including 211 starts at shortstop.

PINCH-HIT HOME RUNS (1)

Date	Pitcher
5/5/19 vs SF	Will Smith

2020 SEASON

- In his second season with the Reds made 32 apps and 19 starts (10g at SS, 8gs at 2B, 1gs at 3B).
- Overall made 1 appearance at 1B, 13 apps at 2B, 2 apps at 3B, 15 apps at SS and the only 2 outfield apps of his amateur or professional career (LF, 9/4/g2 at Pit & 9/26 at Min).
- In the bottom of the eighth inning of the 3-2 loss on 8/25 at Mil, after Joey Votto was ejected made his only appearance of the season and 21st of his career at 1B.
- Did not make an appearance at catcher...in 2019, made 15 apps and 9 starts at that position.
- In his last 25 apps of the regular season hit .300 (15-50, 3 2b, 4rbi, 1sb, .364), raising his batting average from .143 and including three 2-hit games & a season-high 3-hit game on 8/22 at StL.
- Following the positive COVID-19 test of a teammate on 8/14, was deemed by contact tracing a "higher risk" and was unable to travel on the team plane...traveled separate from his teammates to KC, StL and Mil.
- Started at SS in Game 1 of the Wild Card Series at Atl...the 1-0 loss in 3 innings was the longest 1-0 game in Postseason history.
- On 12/2 was non-tendered, but the next day was signed to a 1-year Major League contract through the 2021 season.

2019 SEASON

- In his first season with the Reds made 97 apps and 35 starts.
- Played 1B (18g, 6gs), 2B (41g, 14gs), 3B (12g, 6gs), SS (1g), C (15g, 9gs) and P (1g).
- Reds pitchers went 2-7 in his starts behind the plate and posted a 6.83 ERA when he caught...threw out 1-7 runners attempting to steal (14%).
- Led Reds pinch hitters in at bats, hits and doubles and tied Phillip Ervin for the team lead in pinch-hit RBI (10-37, .270, 3 2b, 1hr, 6rbi)...hit his only career pinch-hit HR on 5/5 vs SF (solo off Will Smith).

2019 CATCHERS' ERA

Catcher	GS	IP	ER	ERA
Barnhart	42-45	773.0	357	4.16
Casali	27-30	504.1	209	3.73
Farmer	2-7	81.2	62	6.83
Graterol	2-3	37.1	21	5.06
Lavarnway	2-2	41.2	19	4.10

2019 CATCHERS' CAUGHT STEALING %

Catcher	SB	CS	%
Barnhart	41	11	21%
Casali	32	8	20%
Farmer	6	1	14%
Graterol	2	0	0%
Lavarnway	4	1	17%

- From 7/18-7/27 missed 9 games while on the concussion list and from 9/4-9/17 missed 12 games while on the injured list with a left oblique injury.
- Had 9 HR and 27 RBI...were the first home runs of his career...entered the season with 11 career RBI in 59 apps.
- In the 12-5 loss on 8/8 vs Cubs started at C, moved to 2B in the seventh inning and then with 2 outs in the eighth made his only Major League pitching appearance...retired 4 of the 5 batters (1.1ip, 1h)...retired Jason Heyward on a groundout to end the eighth inning and strand 2 inherited runners, then threw a scoreless ninth...became the first Reds player to pitch and catch in the same game since Dee Moore in 1936...2 days earlier, on 8/6, Taylor Davis of the Cubs did it vs Oak.
- In the 10-inning, 6-5 loss on 4/6 at Pit made his first start, played 3B and hit his first career HR, a 2-run shot off Trevor Williams that snapped a 30-inning scoreless streak by Reds batters (their longest since August 2015, also 30 innings).
- Homered in consecutive apps on 5/3 and 5/5 vs SF, including his first career pinch-hit HR on 5/5 (9th inning, solo off Will Smith).
- On 3/22 was reassigned to minor league camp but, following the right groin injury to 2B Scooter Gennett in that afternoon's exhibition game at Mil, returned to Major League camp the next day and spent the entire regular season on the Reds' roster.

REDS POSITION PLAYERS TO PITCH, MOST RECENT

Matt Davidson	9/1/20 vs StL (16-2 loss)
Matt Davidson	8/30/20 vs Chc (10-1 loss)
Matt Davidson	8/6/20 at Cle (13-0 loss)
José Peraza	8/16/19 vs StL (13-4 loss)
Kyle Farmer	8/8/19 vs Chc (12-5 loss)
José Peraza	7/30/19 vs Pit (11-4 loss)
Brandon Dixon	8/31/18 at StL (12-5 loss)
Brandon Dixon	8/13/18 vs Cle (10-3 loss)
Phillip Ervin	8/8/18 at NYM (8-0 loss)
Alex Blandino	7/11/18 at Cle (19-4 loss)
Cliff Pennington	4/12/18 vs StL (13-4 loss)
Scooter Gennett	8/14/17 at Chc (15-5 loss)
Tyler Holt	8/22/16 vs LAD (18-9 loss)
Skip Schumaker	8/21/14 vs Atl (8-0 loss)
Paul Janish	7/6/09 at Phi (22-1 loss)
Paul Janish	5/6/09 vs Mil (15-3 loss)

2018: Spent most of the season at Class AAA Oklahoma City, where he produced 32 extra-base hits in just 79 games, but also made 39 apps during 3 stints with the National League champion Dodgers...made his first Major League Opening Day roster and made 30 apps for the Dodgers before he was optioned to Oklahoma City on 5/13...made 2 more apps for LAD during a second stint from 6/15-6/19, then appeared in 7 additional games as a September callup...for LAD played primarily 3B (22g, 14gs), but as a defensive replacement also made 1 appearance each at 1B and C.

2017: In his Major League debut made 20 apps during 3 stints with the National League champion Dodgers...was promoted on 7/28 and 2 days later vs SF made his first career appearance...in the bottom of the 11th inning of that 3-2 win at Dodger Stadium on 7/30, pinch hit and produced a game-ending, 2-run double off Albert Suárez...became the first player in franchise history to produce a walkoff hit in his first Major League plate appearance and the first player on any team to do it since Tor's Tomas Perez on 5/3/95...became the first Dodgers player to produce a walkoff win with his first career hit since pitcher Darren Dreifort's RBI-single on 5/27/94 vs Pit and the first Dodgers position player to do it since Greg Brock's RBI-single on 9/5/82 vs Pit...spent most of the season at Class AA Tulsa and Class AAA Oklahoma City, where he played C (51g), 3B (29g), 2B (6g), 1B (6g) and SS (2g)...for the Dodgers played 1B (1gs), 3B (4g) and C (3g)...produced his only Postseason RBI on a sacrifice fly in Game 3 of the National League Championship Series vs the Cubs.

MINOR LEAGUES

2015: With 40 doubles at Class A Rancho Cucamonga and Class AA Tulsa ranked T9th among all minor league batters...following the season played for Glendale in the prestigious Arizona Fall League (.293/.323/.517, 7 2b, 2hr, 13rbi).

PERSONAL: Attended Marist High School in Atlanta, where he played baseball and football...at the University of Georgia appeared in 212 games, including 211 starts at shortstop, and hit .308 with 63 doubles, 7 triples, 18 HR, 168 RBI and 11 stolen bases...established the career record for fielding percentage by a Georgia shortstop (.968 in 1,045 total chances) and the single-season record for fielding percentage by a Bulldog shortstop (.978 in 2013)...ranks among Georgia's all-time leaders in games played, total bases, at bats, hits, doubles and RBI...as a junior and senior at UGA was named to the Athletic Director's Academic Honor Roll...in the hit movie *The Blind Side* made a cameo appearance as a high school quarterback...for the Reds, wore uniform #52 in 2019 and 2020, then switched to #17 after he was re-signed as a free agent prior to the 2021 season.

FARMER'S CAREER TRANSACTIONS

- Was selected by the Yankees in the 35th round of the June 2012 first-year player draft. Did not sign.
- Was selected by the Dodgers in the eighth round of the June 2013 first-year player draft. Was scouted and signed by Lon Joyce.
- Was acquired by the Reds, along with OF Matt Kemp, OF Yasiel Puig, LHP Alex Wood and cash, for RHP Homer Bailey, IF Jeter Downs and RHP Josiah Gray, December 21, 2018.
- On 7-day concussion list, July 18-27, 2019; included rehabilitation assignments at Dayton, 7/25 and at Louisville, 7/27.
- On 10-day injured list with a left oblique strain, September 4-17, 2019.

CAREER FIELDING									
Pos.	Pct.	G	PO	A	E	TC	DP	PB	
P	---	* 1	0	0	0	0	0	0	-
C	.989	19	83	4	1	88	0	0	
1B	.987	21	70	5	1	76	7	-	
2B	.968	54	33	57	3	93	13	-	
3B	.982	40	9	46	1	56	5	-	
SS	1.000	16	12	21	0	33	7	-	
LF	---	^ 2	0	0	0	0	0	-	

* Only career pitching appearance on 8/8/19 vs Chc
 ^ Only career apps in LF on 9/4/20/g2 at Pit & 9/26/20 at Min

Career Hitting

Yr	Club	AVG	G	AB	R	H	2B	3B	HR	RBI	SH	SF	HB	BB	SO	SB	CS	OBP	SLG	E
13	Ogden - R	.347	41	167	37	58	19	0	4	36	0	4	6	7	21	1	1	.386	.533	4
14	Great Lakes - A	.310	57	229	25	71	16	4	2	35	0	2	3	15	24	9	3	.357	.441	1
	R. Cucamonga - A	.238	36	130	8	31	5	1	0	15	2	1	3	10	28	2	0	.306	.292	3
15	R. Cucamonga - A	.337	44	163	33	55	14	6	1	27	0	2	5	12	25	5	2	.396	.515	1
	Tulsa - AA	.272	76	283	25	77	26	1	2	39	0	4	4	14	55	0	1	.311	.392	2
16	Tulsa - AA	.256	74	266	31	68	18	2	5	31	0	3	3	25	44	2	0	.323	.395	9
	#AZL Dodgers - R	.294	4	17	4	5	0	0	2	4	0	0	0	1	1	0	0	.333	.647	0
17	Tulsa - AA	.339	33	124	21	42	7	0	3	18	0	1	0	16	13	1	0	.411	.468	3
	Oklahoma City - AAA	.305	59	223	32	68	16	1	7	38	0	0	4	13	36	0	4	.354	.480	2
	Los Angeles (NL)	.300	20	20	1	6	1	0	0	2	0	0	0	0	3	0	0	.300	.350	0
18	Los Angeles (NL)	.235	39	68	1	16	4	1	0	9	0	1	3	5	15	0	0	.312	.324	1
	Oklahoma City - AAA	.288	79	288	37	83	24	1	7	36	0	3	4	17	50	1	1	.333	.451	3
19	Cincinnati	.230	97	183	22	42	6	0	9	27	0	1	3	10	59	4	1	.279	.410	3
	#Dayton - A	.000	1	2	0	0	0	0	0	0	0	0	0	1	0	0	0	.333	.000	0
	#Louisville - AAA	.000	1	4	1	0	0	0	0	0	0	0	0	0	2	0	0	.000	.000	0
20	Cincinnati	.266	32	64	4	17	3	0	0	4	0	0	1	5	13	1	0	.329	.313	2
Major Totals		.242	188	335	28	81	14	1	9	42	0	2	7	20	90	5	1	.297	.370	6
Reds Totals		.239	129	247	26	59	9	0	9	31	0	1	4	15	72	5	1	.292	.385	5
Minor Totals		.294	505	1896	254	558	145	16	33	279	2	20	32	131	299	21	12	.347	.440	28

Injury rehab

Career Pitching

Yr	Club	W-L	ERA	G	GS	CG	SHO	SV	IP	H	R	ER	HR	BB	SO	WP	BK
19	Cincinnati	0-0	0.00	1	0	0	0	0	1.1	1	0	0	0	0	0	0	0

* Only career pitching appearance on 8/8/19 vs Chc (1st Reds player to pitch and catch in the same game since Dee Moore in 1936)

Wild Card Series Record

Yr	Club, Opponent	AVG	G	AB	R	H	2B	3B	HR	RBI	SH	SF	HB	BB	SO	SB	CS	OBP	SLG	E
20	Cin at Atl	.000	* 1	5	0	0	0	0	0	0	0	0	0	0	2	0	0	.000	.000	0

* Started at SS in Game 1 (1-0 loss in 13 innings, the longest 1-0 game in Postseason history)

Division Series Record

Yr	Club, Opponent	AVG	G	AB	R	H	2B	3B	HR	RBI	SH	SF	HB	BB	SO	SB	CS	OBP	SLG	E
17	LAD vs Ari	.000	1	1	0	0	0	0	0	0	0	0	0	0	1	0	0	.000	.000	0

League Championship Series Record

Yr	Club, Opponent	AVG	G	AB	R	H	2B	3B	HR	RBI	SH	SF	HB	BB	SO	SB	CS	OBP	SLG	E
17	LAD vs Chc	.000	4	3	0	0	0	0	0	1	0	1	0	0	1	0	0	.000	.000	0

SINGLE-SEASON CAREER HIGH STREAKS

Hitting Streak: 4g, 4/7-4/13, 2018; Hitless Streak: 11ab, 8/25-9/2, 2019



ROCKY GALE

C
74

Age: 33 Ht.: 6-1 Wt.: 185 Bats: R Throws: R ML Service: 0.101

Born: 2/22/88 Birthplace: Portland, OR Resides: Phoenix, AZ

Acquired: Was signed to a minor league contract and invited to 2021 Major League spring training camp, January 8, 2021.

Contract: Signed through the 2021 season and under team control through 2026.

Non-Roster

CAREER HIGHLIGHTS

- Is participating in his eighth consecutive Major League spring training camp, including 4 with the Padres (2014-2017) and 3 with the Dodgers (2018-2020).
- In 2018 was a mid-season Pacific Coast League All-Star.
- In 2015 was a MiLB.com Padres Organization All-Star.
- Made his Major League as a pinch hitter on 9/6/15 in the Padres' 5-1 loss vs the Dodgers.
- Collected his first career hit on 9/20/15 vs Mil, a single off Corey Knebel at Miller Park.
- Produced his only Major League home run and RBI on 9/20/17 vs Ari, a 2-run shot off Robbie Ray that tied the game (13-7 loss).
- Made 1 career appearance against the Reds...in the 6-1 win on 4/16/19 at Dodger Stadium started behind the plate and finished 1-for-4.
- Spent most of his minor league career as a catcher, throwing out 35% of base runners attempting to steal (156-446)...also made 7 minor league apps at 3B, 3 apps at 2B and 3 minor league apps as a pitcher.
- Following the 2014 season played for the Adelaide Bite in the Australian Baseball League.

2020 SEASON

- Spent the season at the Dodgers' alternate training site as part of their 60-player Summer Camp roster.
- Became a free agent following the season.
- On 1/8/21 was signed by the Reds to a minor league contract with an invitation to 2021 Major League spring training camp.

PERSONAL: Rocky Michael Gale...is the son of current Giants scout and former Astros scout Paul Gale...attended North Salem (OR) High School, where in 2006 he was named first team All-State and first team All-Valley Conference...attended the University of Portland, where as a senior he was named first team All-West Coast Conference after hitting .347 with 2 HR and 16 RBI.

GALE'S CAREER TRANSACTIONS

- Was selected by the Royals in the 49th round of the June 2006 first-year player draft. Did not sign.
- Was selected by the Padres in the 24th round of the June 2010 first-year player draft...was signed by Justin Baughman.
- On El Paso's 7-day disabled list, April 23-May 4, 2013.
- Was signed by the Dodgers to a minor league contract with an invitation to 2018 Major League spring training camp, February 25, 2018.
- On Oklahoma City's 7-day injured list, June 28-July 19, 2019.
- Was acquired by the Rays for cash, July 31, 2019.
Was signed by the Dodgers to a minor league contract with an invitation to 2020 Major League spring training camp, November 27, 2019.
- Was signed by the Reds to a minor league contract with an invitation to 2021 Major League spring training camp, January 8, 2021.

CAREER FIELDING

Pos.	Pct.	G	PO	A	E	TC	DP	PB
C	.975	* 15	77	2	2	81	0	0

* Last: 4 starts for LAD in 2019

Career Hitting

Yr	Club	AVG	G	AB	R	H	2B	3B	HR	RBI	SH	SF	HB	BB	SO	SB	CS	OBP	SLG	E
10	Eugene - A	.292	43	161	16	47	5	0	0	16	0	0	1	7	29	2	2	.325	.323	2
11	Fort Wayne - A	.267	26	90	9	24	3	0	1	13	1	3	1	6	23	0	1	.310	.333	3
	Lake Elsinore - A	.141	27	71	7	10	1	0	0	10	3	1	2	7	12	0	1	.235	.155	1
	Tucson - AAA	.250	4	12	1	3	0	1	0	2	0	0	0	0	1	0	0	.250	.417	0
	San Antonio - AA	.043	7	23	1	1	1	0	0	1	0	0	0	0	3	0	0	.043	.087	1
12	Lake Elsinore - A	.180	14	50	3	9	1	0	1	6	1	0	0	1	8	1	0	.196	.260	3
	Tucson - AAA	.171	41	123	12	21	6	0	0	11	2	0	0	6	22	0	0	.209	.220	2
	San Antonio - AA	.200	3	5	0	1	0	0	0	0	0	0	0	0	1	0	0	.200	.200	0
13	San Antonio - AA	.246	62	207	15	51	5	0	1	22	3	2	2	10	19	0	4	.285	.285	3
	Tucson - AAA	.200	8	20	1	4	1	0	0	2	0	0	0	0	2	0	0	.200	.250	0
14	El Paso - AAA	.303	77	228	21	69	12	0	0	35	2	3	0	10	33	1	0	.328	.355	5
15	El Paso - AAA	.307	102	322	34	99	16	4	1	39	4	3	5	17	59	1	1	.349	.391	6
	San Diego	.100	11	10	0	1	0	0	0	0	0	0	0	1	0	0	0	.100	.100	0
16	San Antonio - AA	.219	63	210	21	46	8	1	2	20	2	2	4	29	38	1	0	.322	.295	6
	El Paso - AAA	.278	44	144	16	40	2	0	3	14	2	3	5	5	19	0	0	.318	.354	1
17	El Paso - AAA	.278	103	342	43	95	20	2	2	37	2	5	4	24	55	0	0	.328	.365	4
	San Diego	.100	3	10	1	1	0	0	1	2	0	0	0	0	2	0	0	.100	.400	1
18	Oklahoma City - AAA	.281	85	295	24	83	14	2	4	34	7	4	0	12	50	1	2	.305	.383	5
	Los Angeles (NL)	.000	3	2	0	0	0	0	0	0	0	0	0	0	1	0	0	.000	.000	0
19	Oklahoma City - AAA	.250	30	100	12	25	4	1	2	14	0	1	1	7	24	1	0	.303	.370	1
	Los Angeles (NL)	.133	5	15	1	2	0	0	0	0	0	0	0	0	7	0	0	.133	.133	1
	Tulsa - AA	.214	4	14	0	3	0	0	0	0	0	0	0	0	2	0	0	.214	.214	0
	Durham - AAA	.323	17	62	6	20	2	0	0	6	0	0	0	2	9	0	0	.344	.355	2
Major Totals		.108	22	37	2	4	0	0	1	2	0	0	0	0	11	0	0	.108	.189	2
Minor Totals		.263	760	2479	242	651	101	11	17	282	29	27	25	143	409	8	11	.306	.333	45

Career Pitching

Yr	Club	W-L	ERA	G	GS	CG	SHO	SV	IP	H	R	ER	HR	BB	SO	WP	BK
17	El Paso - AAA	0-0	0.00	2	0	0	0	0	1.0	1	0	0	0	0	1	0	0
19	Durham - AAA	0-0	18.00	1	0	0	0	0	1.0	3	2	2	2	0	0	0	0
Minor Totals		0-0	9.00	3	0	0	0	0	2.0	4	2	2	2	0	1	0	0

SINGLE-SEASON CAREER HIGH STREAKS

Hitting Streak: None; Hitless Streak: 11ab, 9/20-9/30, 2018



EDGAR GARCÍA

RHP
52

Age: 24 Ht.: 6-1 Wt.: 205 Bats: R Throws: R ML Service: 0.145

Born: 10/4/96 Birthplace: Palenque, DR Resides: San Cristóbal, DR

Acquired: Was signed by the Reds to a 1-year Major League contract through the 2021 season, December 23, 2020.

Contract: Signed through the 2021 season and under team control through 2026.

CAREER HIGHLIGHTS

- In 2019, at age 22, made his Major League debut with 37 relief apps during 4 stints with the Phillies (5/6-6/15, 6/17-7/17, 7/28-30, 8/24-end of season).
- Made his Major League debut in a 6-0 Phillies loss on 5/6/19 at StL (1ip, 2h, 1er, 1bb, 0k).
- Recorded at least 1 strikeout in each of his last 18 apps of the 2019 season (4.57era, 21.2ip, 15h, 14bb, 29k)...was the third-longest strikeout streak ever by a Phillies reliever behind Héctor Neris' 24-game stretch in 2018 Ryan Madson's 19-game streak in 2010.
- In 2018 was a mid-season Eastern League All-Star.

2020 SEASON

- From 8/24-8/31 made all 4 of his relief apps for the Rays.
- On 8/18 was traded from Phi to TB for a player to be named (minor league RHP Rodolfo Sanchez, 11/5).
- On 12/2 was non-tendered and elected free agency.
- On 12/23 was signed by the Reds to a Major League contract through the 2021 season.

PERSONAL: Full name is Edgar Ernesto García.

GARCÍA'S CAREER TRANSACTIONS

- Was signed by the Phillies as a non-drafted free agent, May 29, 2014. Was signed by Carlos Salas.
- On Clearwater's 7-day disabled list with a sprained right great toe, August 8-16, 2017.
- Was acquired by the Rays for a player to be named, August 18, 2020; Phillies received minor league RHP Rodolfo Sanchez, November 5.
- Was non-tendered by the Rays and elected free agency, December 2, 2020.
- Was signed by the Reds to a 1-year Major League contract through the 2021 season, December 23, 2020.

Career Pitching

Yr	Club	W-L	ERA	G	GS	CG	SHO	SV	IP	H	R	ER	HR	BB	SO	WP	BK
14	DSL Phillies - R	2-0	2.10	12	1	0	0	2	25.2	20	8	6	0	6	19	5	0
15	GCL Phillies - R	1-2	3.31	12	2	0	0	2	32.2	27	13	12	1	8	34	8	3
16	Lakewood - A	4-1	2.80	27	4	0	0	2	61.0	59	30	19	6	15	59	3	1
17	Clearwater - A	3-4	4.47	27	15	0	0	0	88.2	95	53	44	10	31	89	8	0
18	Reading - AA	7-2	3.32	47	0	0	0	8	59.2	45	24	22	6	25	68	7	0
	Lehigh Valley - AAA	0-1	7.71	5	0	0	0	0	4.2	4	4	4	2	2	4	0	0
19	Lehigh Valley - AAA	2-1	2.48	25	0	0	0	8	29.0	15	8	8	4	8	38	0	0
	Philadelphia	2-0	5.77	37	0	0	0	0	39.0	38	25	25	11	26	45	4	0
20	Tampa Bay	0-0	10.80	4	0	0	0	1	3.1	3	4	4	2	4	1	0	0
Major Totals		2-0	6.17	41	0	0	0	1	42.1	41	29	29	13	30	46	4	0
AL Totals		2-0	5.77	37	0	0	0	0	39.0	38	25	25	11	26	45	4	0
NL Totals		0-0	10.80	4	0	0	0	1	3.1	3	4	4	2	4	1	0	0
Minor Totals		19-11	3.43	155	22	0	0	22	301.1	265	140	115	29	95	311	31	4

SINGLE-SEASON CAREER HIGH STREAKS

Scoreless Streak By Game: 6g, 5/19-5/28, 2019; Scoreless Streak By Inning: 5.1ip, 5/19-5/28, 2019;

Winning Streak: 2g, 5/19-6/26, 2019; Losing Streak: None



JOSE GARCIA

INF
38

Age: 22 Ht.: 6-2 Wt.: 175 Bats: R Throws: R ML Service: 0.092

Born: 4/5/98 Birthplace: Havana, Cuba Resides: Pompano Beach, FL

Acquired: Was signed as a non-drafted free agent, June 8, 2017. Was signed by Chris Buckley, Tony Arias, Miguel Machado, Jim Stoeckel, Bob Engle and Hector Otero.

Contract: Signed through the 2021 season and under team control through 2026.

CAREER HIGHLIGHTS

- There are no accent marks in his first or last name.
- Entered the 2021 season rated by *Baseball America* the Reds' top prospect and No. 79 on its Top 100...is 1 of 2 Reds players in BA's Top 100 prospects list...2020 top draft pick OF Austin Hendrick is rated No. 97...Rays SS Wander Franco is rated No. 1 for the second straight season.
- Is rated by *Baseball America* the best defensive infielder among Reds minor league players.
- Was the Reds' 2019 Minor League Hitter of the Year.
- Was an MiLB.com Reds Organizational All-Star following each of his first 2 professional seasons.
- Was named Midwest League Player of the Week from 8/13-8/19, 2018 and Florida State League Player of the Week for 8/19-8/25, 2019.
- In 2019 led the Florida State League in doubles and extra-base hits.
- Was signed out of Cuba by Chris Buckley, Tony Arias, Miguel Machado, Jim Stoeckel, Bob Engle and Hector Otero.

BASEBALL AMERICA'S TOP 10 REDS PROSPECTS

1. Jose Garcia, SS
2. Austin Hendrick, OF
3. Jonathan India, IF
4. Tyler Stephenson, C
5. Hunter Greene, RHP
6. Tejay Antone, RHP
7. Nick Lodolo, LHP
8. Rece Hinds, IF
9. Tony Santillan, RHP
10. Mike Siani, OF

2020 SEASON

- In just his third professional season made his Major League debut with 24 apps, including 19 starts at SS.
- At 22 years, 4 months, 23 days old was the youngest Reds player to make his Major League debut since OF Yorman Rodriguez (22 years, 20 days old) on 9/4/2014 at Bal and the youngest player to debut as the Reds' starting shortstop since Kurt Stillwell (20 years, 313 days old) did it on 4/13/1986 at SD.
- Was 1 of 5 Reds players to make Major League debuts (OF Shogo Akiyama, RHP Tejay Antone, C Tyler Stephenson, OF Mark Payton).
- After his promotion on 8/26, started at SS in 19 of the Reds' last 32 games of the season...after his promotion, Reds pitchers went 20-12 and posted an ERA of 3.68.
- Joined the Taxi Squad prior to the game on 8/25 at Mil and then was promoted the next day, when the Reds optioned to the alternate training site OF Travis Jankowski.

NATIVES OF CUBA WHO PLAYED OR COACHED FOR REDS

Rafael Almedia, IF	1911-13	Rogelio Alvarez, IF	1960, '62	Aroldis Chapman, P.....	2010-15
Armando Marsans, OF	1911-14	Joe Azcue, C	1960	Yonder Alonso, 1B.....	2010-11
Mike Gonzalez, C	1914	Leo Cardenas, IF.....	1960-68	Brayan Peña, C	2014-15
Manuel Cueto, IF/OF	1917-19	Tony Gonzalez, OF	1960	Raisel Iglesias, P	2015-20
Adolfo Luque, P	1918-29	Cookie Rojas, IF.....	1962	José Iglesias, SS	2019
Pedro Dibut, P	1924-25	Tony Pérez, IF.....	1964-76, '84-86	Yasiel Puig, OF	2019
Tommy de la Cruz, P.....	1944	Chico Ruiz, IF	1964-69	Jose Garcia, SS	2020
Vincente Amor, P.....	1957	Mike de la Hoz, IF.....	1969		
Raul Sanchez, P.....	1957, '60	Camilo Pasqual, P	1969		
Danny Morejon, OF	1958	Pedro Ramos, P	1969		
Orlando Pena, P	1958-60	Tony Menendez, P	1992		
Mike Cuellar, P	1959	Jose Cardenal, coach....	1993, 2002-03		
Reggie Otero, coach.....	1959-65	Osvaldo Fernandez, P.....	2000-01		

Cardenas, Luque and Pérez are in the Reds Hall of Fame. Pérez is the only native of Cuba in the National Baseball Hall of Fame who played in the Major Leagues. Cooperstown Hall of Famers P Martin Dihigo, P Jose Mendez and OF Cristobal Torriente were born in Cuba but played in the Negro Leagues.

- After the game on 8/26 at Mil was postponed following the shooting of Jacob Blake, made his Major League debut in the opener of the doubleheader sweep on 8/27 at Mil...in that 6-1 win started at SS and produced an infield single in his first career plate appearance (off Adrian Houser), a walk, a stolen base and a run scored.
- Began his Major League career with a 3-game hitting streak (3-9, .333).
- In the second inning of the opener on 9/4 at Pit produced his first Major League RBI, a run-scoring single off Steve Brault that gave the Reds a 1-0 lead they would not relinquish on their win to a 4-2 win.
- With the bases loaded and 2 outs in the top of the 13th inning of Game 1 of the Wild Card Series at Atl, pinch hit off A.J. Minter and hit into a fielder's choice...the Reds' 13-inning, 1-0 loss was the longest 1-0 game in Postseason history.
- Entered the season rated by *Baseball America* the sixth-best player in the organization and the player in the Reds' minor league system with the best infield arm.
- On 1/10/20 was invited to 2020 Major League spring training camp.

2019 SEASON

- Was the Reds' 2019 Minor League Hitter of the Year and an MiLB.com Organizational All-Star.
- Was Florida State League Player of the Week for 8/19-8/25.
- Led the Florida State League in doubles and extra-base hits (46) and ranked among the FSL leaders in slugging percentage (3rd), total bases (176, 4th), OPS (.779, 5th), hits (T9th), on-base percentage (10th) and runs (11th).
- With 37 doubles tied Christian Colón for the lead among all Reds minor league batters and ranked among the system's leaders in extra-base hits (46, 3rd), RBI (6th), total bases (176, 7th), runs (T7th), hits (8th) and slugging percentage (10th).
- Following the season was rated by *Baseball America* the sixth-best prospect in the organization and the 16th-best prospect in the Florida State League...was rated by MiLB.com the organization's ninth-best prospect.
- Following the season played for Glendale in the prestigious Arizona Fall League (16g, .213, 3 2b, 1hr, 9rbi, 3sb).

GARCIA'S CAREER TRANSACTIONS

- Was signed by the Reds as a non-drafted free agent, June 8, 2017. Was signed by Chris Buckley, Tony Arias, Miguel Machado, Jim Stoeckel, Bob Engle and Hector Otero.

CAREER FIELDING

Pos.	Pct.	G	PO	A	E	TC	DP	PB
SS	.969	21	17	46	2	65	10	-

Career Hitting

Yr	Club	AVG	G	AB	R	H	2B	3B	HR	RBI	SH	SF	HB	BB	SO	SB	CS	OBP	SLG	E
18	Dayton - A	.245	125	482	61	118	22	4	6	53	3	1	12	19	112	13	9	.290	.344	28
19	Daytona - A	.280	104	404	58	113	* 37	1	8	55	0	6	17	25	83	15	2	.343	.436	25
20	Cincinnati	.194	24	67	4	13	0	0	2	0	0	0	0	1	26	1	1	.206	.194	2
Major Totals		.194	24	67	4	13	0	0	2	0	0	0	0	1	26	1	1	.206	.194	2
Minor Totals		.261	229	886	119	231	59	5	14	108	3	7	29	44	195	28	11	.315	.386	53

* In 2019 led the Florida State League in doubles (37) and extra-base hits (46)

Wild Card Series Record

Yr	Club, Opponent	AVG	G	AB	R	H	2B	3B	HR	RBI	SH	SF	HB	BB	SO	SB	CS	OBP	SLG	E
20	Cin at Atl	.000	1	1	0	0	0	0	0	0	0	0	0	0	0	0	0	.000	.000	0

Pinch hit in Game 1 (FC 6-4, 1-0 loss in 13 innings)

SINGLE-SEASON CAREER HIGH STREAKS

Hitting Streak: 3g (2x), 8/27-8/29 & 9/12-9/14, 2020; **Hitless Streak:** 13ab, 9/4-9/10, 2020



AMIR

@Amir_Garrett

LHP

GARRETT

50

Age: 28 Ht.: 6-5 Wt.: 239 Bats: R Throws: L ML Service: 3.099

Born: 5/3/92 Birthplace: Victorville, CA Resides: Las Vegas, NV

Acquired: Was selected in the 22nd round of the June 2011 first-year player draft. Was signed by Clark Crist.

Contract: Signed a 1-year contract through the 2021 season, avoiding arbitration, January 15, 2021. Is under team control through 2023.

CAREER HIGHLIGHTS

- In 2020 received the Joe Nuxhall Good Guy Award in voting of the Cincinnati chapter of the Baseball Writers' Association of America.
- Following the 2015 and 2016 seasons was the organization's Minor League Pitcher of the Year.
- In 3 straight seasons from 2014-2016 was named an MiLB.com Organization All-Star.
- In 2016 was a mid-season Southern League All-Star.
- In 2015 was the Florida State League's Co-Pitcher of the Year and the Reds' Pitching Prospect of the Year as named by MLB Pipeline.
- Was the winning pitcher for the U.S. team in the 2015 SiriusXM Radio All-Star Futures Game at Cin's Great American Ball Park...also pitched for the U.S squad in the 2016 All-Star Futures Game at SD's Petco Park.
- Was the Reds' Minor League Pitcher of the Month for June 2014.
- In January 2017 participated in MLB's Rookie Development Program.

2020 SEASON

- Received the Joe Nuxhall Good Guy Award in voting of the local chapter of the BBWAA.
- During the regular season, lefthanded batters went 1-for-23 (.043, 5bb, 12k) and righthanded batters went 9-for-39 (.231, 4hr, 2bb, 14k).
- Twice allowed a season-high 2 earned runs (0.2ip on 8/11 vs KC, 1ip on 9/12 at KC)...his season ERA in his other 19 apps was 0.54 (16.2ip, 1er).
- During the regular season retired 52 of his 69 batters faced (10h, 7bb, 26k).
- Allowed just 10 hits during the regular season, including HR to Chi's Javier Báez, KC's Ryan McBroom, StL's Paul Goldschmidt and StL's Harrison Bader...allowed just 1 hit to a lefthanded batter, a single to Kolten Wong on 9/12 at StL.
- 6 times pitched on consecutive days, tied with Raisel Iglesias for the most on the staff...only once in his career pitched 3 straight days (7/2-7/4, 2018 vs WSox).
- 3 times pitched more than 1.0 inning, all 4-out stints (7/28 vs Cubs, 8/28 vs Cubs, 9/5 at Pit).
- During the regular season retired the first batter in 18 of his 21 apps, including 18 of his first 19 but neither of his last 2...stranded 7 of 10 inherited runners, including 3 inherited runners in the sixth inning of the 6-2 win on 9/5 at Pit.
- In the 4-1 win on 9/15 vs Pit recorded the only save of his professional career...was his 154th Major League relief appearance.
- From 8/12-9/6 produced an 8-game scoreless streak (7.2ip, 2h, 1bb, 11k, .087oba), tied for the longest scoreless streak of his career by game...was his longest scoreless stretch of the season by innings pitched.
- From 8/20-9/12 went a season-high 8 apps between walks (7.2ip, 12k).
- Pitched in Game 1 of the Wild Card Series at Atl...replaced Archie Bradley in the bottom of the 13th inning with 1 out, 2 runners on base and the score tied at 0-0...allowed Freddie Freeman's game-ending RBI-single...was just the second hit he allowed to a lefthanded batter all season...was the longest 1-0 game in Postseason history.

2019 SEASON

- Established career bests in wins, ERA, apps and strikeouts.
- Recorded 12.5 strikeouts per 9 innings, sixth-best among all Major League lefthanded relief pitchers (minimum 50ip).
- Retired the first batter in 55 of his 69 apps and stranded 28 of 41 inherited runners.
- The Reds went 37-32 (.536) in games in which he pitched.
- 13 times pitched on consecutive days.

- 12 times threw more than 1.0 inning and once threw a season-high 2.0 innings (4/24 vs Atl).
- Produced a pair of season-high 8-game scoreless streaks that tied his career high (5/5-5/21, 6/1-6/17).
- Was ejected 3 times...served 8-game suspension from 8/12-8/19.
- In the fourth inning of the 7-5 loss on 4/7 at Pit was ejected after a bench-clearing incident that began after Pirates starter Chris Archer threw a pitch behind Derek Dietrich, who hit a 436-foot HR earlier in the game... manager David Bell, teammate RF Yasiel Puig and Pit's RHP Keone Kela and LHP Felipe Vázquez also were ejected...Bell (1g), Puig (2g) and Archer (5g), who was not ejected, were suspended.
- Posted a 5.40 ERA in his last 17 apps of the season beginning 8/20, when he returned from an 8-game suspension for his role in a bench-clearing incident in the top of the ninth inning on 7/30 vs Pit...was 1 of 6 players ejected after that incident, was 1 of 9 ejected over the course of that game and was 1 of 8 suspended for his actions...in his absence, the Reds went 2-6 and posted a bullpen ERA of 4.30.
- From 6/21-7/20 produced a career-high 7 straight hitless apps (6.2ip, 6bb, 12k).
- On 8/27 at Mia was ejected for the third time, by HP umpire Ryan Blakney for arguing balls and strikes.
- Made his 100th Major League appearance in the 6-5 loss on 5/12 vs SF.
- From 7/4-7/19 was on the 10-day injured list with a left lat strain.

10-STRIKEOUT GAMES (1)

Date	Strikeouts
4/19/17 vs Bal *	12
* Third career appearance	

2018: In his first professional season as a reliever produced a 4.29 ERA in 66 apps...entered the season with 6 relief apps in 130 professional games...tied Raisel Iglesias for second-most apps on the pitching staff, behind Jared Hughes' team-high 72 apps...13 times threw more than 1.0 inning, 5 times threw at least 2.0 innings and on 5/15 at SF threw a season-high 2.2 innings...the Reds went 35-31 in games in which he pitched... from 8/29-9/9 missed 12 games while disabled with a bone bruise in his left foot...when disabled, was leading the staff with a career-high 58 apps...stranded 36 of 44 inherited runners, third-best percentage on the staff (82%)...3 times threw on consecutive days...from 7/2-7/4 vs WSox pitched 3 straight days for the first time in his career...posted ERAs of 1.35 in his first 21 apps and 2.40 through his first 36 apps...began the season with a career-high 8 scoreless apps (9.2ip, 7h, 1bb, 11k) and a season-high 11.2 scoreless innings (9g)... both streaks were broken on 4/24 vs Atl in what to that point was the longest relief appearance of his career (2.1ip, 3er)...in the 5-3 loss on 5/15 at SF, entered the game in the fourth inning for starter Tyler Mahle and in the longest relief appearance of his career allowed just 2 singles over 2.2 scoreless innings (4k).

2017: In his Major League debut, during 3 stints with the Reds made his first 14 apps as a starter (3-8, 7.49) and his last 2 apps in relief...his 6 quality starts ranked fifth on the staff (Scott Feldman 9, Luis Castillo 8, Homer Bailey 7, Tim Adleman 7)...as 1 of 7 rookies on the Opening Day Roster, started the Reds' fourth game of the season and went 3-2, 4.25 with 5 quality apps in 6 starts before he was optioned to Louisville on 5/7 preceding scheduled team off days on 5/10 and 5/15...made 1 start for the Bats, on 5/12 vs Charlotte in which he retired all 6 batters by strikeout (29 pitches, 20 strikes), before he returned to the Reds for starts on 5/18 at Cubs and 5/23 vs Cle...went 0-1, 13.00 (9ip, 13er) in those 2 starts before he was disabled with right hip inflammation...in his second stint with the Reds, from 5/18-6/20 went 0-4, 12.49 in a 6-start stretch interrupted by the stint on the 10-day disabled list (5/25-6/3)...after he came off the DL went 0-3, 12.15 in 4 starts until he was optioned back to Louisville on 6/23, when RHP Luis Castillo was promoted to start that night's game at Wsh...after that 6/23 option, spent the rest of the minor league season with the Bats until he was promoted again on 9/5...began his Major League career with 12 scoreless innings over his first 2 starts before allowing a 2-run HR to David Freese in the seventh inning on 4/12 at Pit...Garrett's 12-inning scoreless streak tied Billy Rhines (1890) for second-longest to begin a Reds career...in 1970, Wayne Simpson began his Reds career with 15 scoreless innings...in his 2-0 win on 4/7 at StL (6ip, 2h, 2bb, 4k) became only the fourth Reds pitcher since 1900 to throw at least 6.0 scoreless innings in his Major League debut, joining Bob Spade (9ip vs NYG on 9/22/1907), Chief Johnson (7ip vs StL on 4/16/1913) and Wayne Simpson (9ip vs LA on 5/9/1970)...in that 4/7 debut recorded his first career strikeout (Kolten Wong) while becoming the first Reds pitcher to beat the Cardinals in his first career appearance since Keith Brown on 8/25/1988...his 12 strikeouts in the 2-0 loss on 4/19 vs Bal tied the modern franchise record for strikeouts in a game by a rookie lefthanded pitcher (Dennys Reyes, 8/20/1998 at Pit)...on 5/23 vs Cle, in his eighth start, produced an RBI-double off Carlos Carrasco for his first career hit and RBI...became the first player from the Reds' Class A Daytona franchise to appear in a Major League game.

MINOR LEAGUES

2016: In his first action above Class A, for the second straight season was the organization's Minor League Pitcher of the Year and for the third straight year was an MiLB.com Organization All-Star...also was a mid-season Southern League All-Star...at Class AA Pensacola and Class AAA Louisville, in 23 starts and 2 relief apps combined to finish 7-8, 2.55 with 132 strikeouts and just 99 hits allowed in 144.2 innings...led all Reds minor league pitchers in ERA and ranked fourth in strikeouts (132)...began the season at Pensacola... when he was promoted to Louisville on 6/17 was leading all Class AA and Class AAA pitchers in opponents' batting average (.184)...for the second straight season pitched for Team USA in the mid-summer SiriusXM Radio All-Star Futures Game...in the 11-3 loss at SD's Petco Park, threw hitless second and third innings

but was denied the win when the World Team took the lead in the eighth inning and then scored 7 runs in the ninth...following the season was rated by MLB.com the second-best prospect in the organization and by *Baseball America* both the 16th-best prospect in the International League and 11th-best Southern League prospect...entered the season rated by *Baseball America* the organization's best athlete and third-best prospect overall...**2015:** Following a full season at Class A Daytona was the organization's Minor League Pitcher of the Year, the Florida State League's Co-Pitcher of the Year and the Reds' Pitching Prospect of the Year as named by MLB Pipeline...shared the FSL's Pitcher of the Year Award with Charlotte's Jacob Faria...among all Reds minor leaguers ranked second in ERA and fourth in strikeouts...ranked among the FSL leaders in ERA (2nd), strikeouts (2nd), starts (T3rd), opponents' BA (.230, 3rd), WHIP (1.123, 5th) and wins (T5th)...was the winning pitcher for the U.S. team in the SiriusXM Radio All-Star Futures Game...was a non-roster invitee to Major League spring training camp...**2014:** Spent the season at Class A Dayton, where he led the Midwest League in shutouts (2) while ranking T1st in complete games (2) and T3rd in starts (27)...was the organization's Pitcher of the Month for June (5gs, 2-0, 2.70, 1sho, 26.2ip, 19h, 4bb, 24k)...on 11/20 was added to the 40-man roster...**2013:** Entered the season rated by MLB.com the organization's 15th-best prospect.

PERSONAL: Graduated from Findlay Prep High School in Henderson, Nevada...played basketball at St. John's University, where as a sophomore he helped lead the Red Storm to the second round of the National Invitation Tournament...transferred to Cal State-Northridge in 2013 to play for coach Reggie Theus...has 10 siblings...follow on Twitter @Amir_Garrett.

GARRETT'S CAREER TRANSACTIONS

- Was selected by the Reds in the 22nd round of the June 2011 first-year player draft. Signed by Clark Crist.
- On disabled list with inflammation in his right hip, May 25-June 3, 2017.
- On disabled list with a left foot bone bruise, August 29-September 9, 2018.
- On 10-day injured list with a left lat strain, July 4-19, 2019.

Career Pitching

Yr	Club	W-L	ERA	G	GS	CG	SHO	SV	IP	H	R	ER	HR	BB	SO	WP	BK
12	AZL Reds - R	0-2	5.79	7	5	0	0	0	14.0	14	14	9	1	12	13	4	0
	Billings - R	0-0	0.00	2	2	0	0	0	6.0	4	0	0	0	1	5	0	0
13	Billings - R	1-1	2.66	5	5	0	0	0	23.2	22	12	7	0	10	17	2	1
	Dayton - A	1-3	6.88	8	8	0	0	0	34.0	40	26	26	4	16	15	8	0
14	Dayton - A	7-8	3.65	27	27	*2	*2	0	133.1	115	65	54	11	51	127	8	2
15	Daytona - A	9-7	2.44	26	26	1	1	0	140.1	117	50	38	4	55	133	9	1
16	Pensacola - AA	5-3	1.75	13	12	0	0	0	77.0	51	20	15	0	28	78	7	0
	Louisville - AAA	2-5	3.46	12	11	0	0	0	67.2	48	30	26	6	31	54	2	0
17	Cincinnati	3-8	7.39	16	14	0	0	0	70.2	74	60	58	23	40	63	1	0
	Louisville - AAA	2-4	5.72	14	14	1	1	0	67.2	79	50	43	7	24	61	5	1
18	Cincinnati	1-2	4.29	66	0	0	0	0	63.0	56	30	30	8	25	71	3	0
19	Cincinnati	5-3	3.21	69	0	0	0	0	56.0	44	22	20	7	35	78	5	1
20	Cincinnati	1-0	2.45	21	0	0	0	1	18.1	10	5	5	4	7	26	0	0
Major Totals		10-13	4.89	172	14	0	0	^ 1	208.0	184	117	113	42	107	238	9	1
Minor Totals		27-33	3.48	114	110	4	4	0	563.2	490	267	218	33	228	503	45	5

* Led Midwest League, ^ Only professional save on 9/15/20 vs Pit (4-1 win)

Career Hitting

Yr	Club	AVG	G	AB	R	H	2B	3B	HR	RBI	SH	SF	HB	BB	SO	SB	CS	OBP	SLG	E
17	Cincinnati	.053	16	19	1	1	1	0	0	1	4	0	0	0	6	0	0	.053	.105	2
18	Cincinnati	.000	66	2	0	0	0	0	0	0	0	0	0	1	0	0	0	.000	.000	0
19	Cincinnati	.000	69	0	0	0	0	0	0	0	0	0	0	0	0	0	0	---	---	1
20	Cincinnati	.000	21	0	0	0	0	0	0	0	0	0	0	0	0	0	0	---	---	1
Major Totals		.048	172	21	1	1	1	0	0	1	4	0	0	7	0	0	0	.048	.095	4

Only career hit and RBI on 5/23/17 vs Cle (RBI-double off Carlos Carrasco)

Wild Card Series Record

Yr	Club, Opponent	W-L	ERA	G	GS	CG	SHO	SV	IP	H	R	ER	HR	BB	SO	WP	BK
20	Cin at Atl	0-0	---	*1	0	0	0	0	0.0	1	0	0	0	0	0	0	0

* In Game 1 faced 1 batter, allowed a game-ending, RBI-single to Freddie Freeman (1-0 loss in 13 innings)

SINGLE-SEASON CAREER HIGH STREAKS

Scoreless Streak By Game: 8g (5x), Last: 8/12-9/6, 2020; **Scoreless Streak By Inning:** 12.0, 4/7-4/12, 2017;
Winning Streak: 3g, 5/11-7/20, 2019; **Losing Streak:** 6g, 5/18-9/14, 2017



SONNY GRAY

@SonnyGray2

RHP
54

Age: 31 **Ht.:** 5-10 **Wt.:** 195 **Bats:** R **Throws:** R **ML Service:** 7.061

Born: 11/7/89 **Birthplace:** Smyrna, TN **Resides:** Nashville, TN

Acquired: Was acquired from the Yankees, along with minor league LHP Reiver Sanmartin, for IF Shed Long and the Reds' 2019 Competitive Balance A draft pick, January 21, 2019.

Contract: Was signed to a 3-year contract extension through the 2022 season, with a club option for 2023, January 21, 2019.

CAREER HIGHLIGHTS

- Is a 2-time All-Star (2015 for Oak, 2019 for Cin) and twice received votes for the Cy Young Award (3rd in 2015, 7th in 2019).
- In 2019 was a National League All-Star, was the recipient of the Johnny Vander Meer Award as the Reds' Most Outstanding Pitcher and finished second to Atl's Josh Donaldson in voting of the MLBPA's National League Comeback Player of the Year Award...finished seventh in the BBWAA's Cy Young Award voting...was named to *Baseball America's* Major League All-Star second team.
- In 2015 was an American League All-Star, but did not pitch in the AL's 6-3 win at Great American Ball Park, and finished third in the Cy Young Award voting.
- Will enter the 2021 regular season with an active streak of 44 consecutive starts, beginning 8/25/18 and including all 42 of his starts for the Reds, without allowing more than 6 hits...is the longest such streak in Major League history, excluding "openers"...in those 44 starts went 17-12, 3.03 (240.2ip, 81ip)...in 47 apps overall beginning 8/25/18, his ERA of 3.00 (248.2ip, 83er) is sixth-best among Major League pitchers (Jacob deGrom 2.31, Hyun-Jin Ryu 2.31, Justin Verlander 2.50, Gerrit Cole 2.69, Clayton Kershaw 2.94).
- In Trevor Bauer (1,279), Wade Miley (1,127) and Sonny Gray (1,066), in 2020 the Reds had in their starting rotation 3 pitchers with at least 1,000 strikeouts for the first time since 1977 (Tom Seaver 2530, Woodie Fryman 1331, Gary Nolan 1039, Fred Norman 1039, Jack Billingham 1016).
- In 2019 averaged 10.52 strikeouts per 9 innings, the second-highest ratio in Reds history for pitchers with a minimum of 125 innings (Luis Castillo, 10.67, also in 2019).
- In 2014 was AL Pitcher of the Month for April and July and AL Co-Player of the Week for 9/22-9/28.
- Made 6 Opening Day rosters with the Athletics (2014-2016), Yankees (2018) and Reds (2019-2020)...opened the 2017 season on Oak's disabled list.
- Made 3 Opening Day starts, for the Athletics in 2014 (ND, 2-0 loss vs Cle) and 2015 (8-0 win vs Tex) and for the Reds in 2020 (7-1 win vs Det)...in those 3 starts went 2-0, 0.45 (20ip, 9h, 1er, 6bb, 19k, 1hr).
- In 4 Postseason apps, all starts, went 0-2 despite a 2.95 ERA (21.1ip, 14h, 12bb, 18k, 2hr).
- In the 1-0 win in Game 2 of the 2013 American League Division Series vs the Tigers received no decision but combined with Grant Balfour on a 4-hitter (8ip, 4h, 2bb, 9k)...became only the third rookie in Major League history to record at least 9 strikeouts in a scoreless Postseason start, joining Bal's Mike Boddicker (14k, 1983 ALCS Game 3) and NYY's Dave Righetti (10k, 1981 ALDS Game 2).
- In his Major League career has thrown at least 6.0 innings in 121 of 188 starts (64%).
- In 2013 was the Athletics' Minor League Pitcher of the Year and a *Baseball America* Class AAA All-Star...also was a mid-season Pacific Coast League All-Star but was promoted and did not pitch in the Triple-A All-Star Game.
- Pitched at Vanderbilt University when current Reds' pitching coach Derek Johnson was working for the Commodores...in 2011 led Vanderbilt to its first NCAA College World Series berth after finishing 12-4, 2.43.

2019 NATIONAL LEAGUE CY YOUNG AWARD VOTING

Player	Club	1st	2nd	3rd	4th	5th	Pts
Jacob deGrom	Mets	29	1				207
Hyun-Jin Ryu	Dodgers	1	10	8	7	3	88
Max Scherzer	Nationals		8	8	6	4	72
Jack Flaherty	Cardinals		5	11	6	4	69
Stephen Strasburg	Nationals		6	1	9	8	53
Mike Soroka	Braves			1		6	9
Sonny Gray	Reds					4	4
Clayton Kershaw	Dodgers			1			3
Walker Buehler	Dodgers				1		2
Kirby Yates	Padres				1		2
Patrick Corbin	Nationals					1	1

STRIKEOUTS PER 9 INNINGS, REDS HISTORY

Pitcher	Year	Ratio	K	IP
Luis Castillo	2019	10.67	226	190.2
Sonny Gray	2019	10.52	205	175.1
Mario Soto	1982	9.57	274	257.2

Minimum 125 innings pitched, Courtesy @EliasSports

2020 SEASON

- The Reds' Opening Day starter made 11 apps in a season interrupted in September by a mid-back strain.
- Went 5-3, 3.94 in 9 starts before he went on the 10-day injured list on 9/13...made his final 2 starts on 9/22 vs Mil (5ip) and in the season finale on 9/27 at Min (5.1ip).
- Was scheduled to pitch out of the bullpen the last weekend of the season, a 3-game series at Min...after the Reds clinched a Postseason spot with a 7-2 win in Game 58, was tabbed to start the season finale in place of Wild Card Series Game 1 starter Trevor Bauer.
- Was scheduled to start Game 3 of the Wild Card Series at Atl, but the Reds were eliminated after 2 games.
- Tied the club record for strikeouts over the first 3 starts (28) and 4 starts (35) of a season while establishing new club records for strikeouts in the first 5 starts (45) and 6 starts (51) of a season...all 4 marks were broken by Trevor Bauer, who went on to establish club records for strikeouts in the first 11 and 12 apps of a season (100).
- With a 7-1 win vs Det improved his record to 2-0, 0.45 in 3 Opening Day starts...the sixth of his 9 strikeouts was the 1,000th of his career (Austin Romine).
- For the first time in his career won his first 3 starts of a season, a streak snapped by a 9-3 loss on 8/9 at Mil... began the previous season winless in his first 9 starts, the longest such streak of his career to begin a season.
- In his first 7 starts through 8/27 went 5-1, 1.94.
- In the 2 starts leading up to his disabling injury allowed 11 earned runs in 4.0 innings, including a 16-2 loss on 9/1 vs StL in which he made the shortest appearance of his Major League career (10bf, 0.2ip, 5h, 6er, 3bb, 1k, 38 pitches)...for the second time allowed a career-high 6 runs in an inning (4th inning, 5/9/2016 for Oak at Bos)...his season ERA in his other 9 starts was 2.08.

2019 SEASON

- In his first season with the Reds was a National League All-Star...joined RHP Luis Castillo as the first Reds starting pitchers named to the All-Star team since Johnny Cueto and Alfredo Simon in 2014...Gray did not pitch in the NL's 4-3 loss at Cle's Progressive Field, but Castillo threw a perfect fourth inning (2k).
- Finished seventh in the Cy Young Award voting.
- In voting of the local chapter of the Baseball Writers' Association of America, received the Johnny Vander Meer Award as the Reds' Most Outstanding Pitcher.
- In Players Choice Award voting of MLBPA members, finished second to Atl's Josh Donaldson as the National League's Comeback Player of the Year.
- Was named to *Baseball America's* Major League All-Star second team.
- Luis Castillo (226) and Gray (205) are the first Reds teammates each to record at least 200 strikeouts in the same season...their strikeout ratios of 10.67 and 10.52 per 9 innings, respectively, are the highest in Reds history for pitchers with at least 125 innings.
- Gray and Hou's Justin Verlander were the only pitchers in the Major Leagues to make at least 30 starts and allow no more than 4 runs in any of those starts.
- Ranked among the National League leaders in ERA (2.87, 5th), opponents' BA (.196, 2nd), fewest hits per 9 IP (6.26, 2nd), most strikeouts per 9 IP (10.52, 10th), fewest walks/hits per inning (1.08, 8th), road ERA (2.71, 3rd) and night ERA (2.78, 3rd).

200-STRIKEOUT SEASONS, REDS PITCHERS

Mario Soto	274	1982
Jim Maloney	265	1963
Jim Maloney	244	1965
Johnny Cueto	242	2014
Mario Soto	242	1983
Noodles Hahn	239	1901
Jose Rijo	227	1993
Luis Castillo	* 226	2019
Tom Seaver	226	1978
Aaron Harang	218	2007
Aaron Harang	216	2006
Jim Maloney	216	1966
Mario Soto	214	1985
Jim Maloney	214	1964
Gary Nolan	206	1967
Edinson Volquez	206	2008
Sonny Gray	* 205	2019
Johnny Vander Meer	202	1941

List Courtesy @EliasSports, * Career highs

LONGEST STREAKS OF 6 HITS OR FEWER, STARTERS *

Sonny Gray	44...240.2ip.....	8/25/2018 - active
Nolan Ryan	31.....	178ip..... 5/1/1991 - 6/1/1992
Marcelino Lopez	30.....	137ip... 9/1/1966 - 7/30/1971

* Excluding "openers"

REDS' LOWEST ERA IN AUGUST

Sonny Gray	0.74	2019
Bill Gullickson	0.79	1986
Elmer Riddle	0.88	1941
Fred Toney	0.93	1916
Jim Maloney	1.18	1967

Since 1912, Minimum 5 starts, Courtesy @EliasSports

MLB'S LONGEST SCORELESS STREAKS, 2019

Hyun-Jin Ryu, LAD	32.0	5/1 - 5/25
Tyler Duffey, Min	23.2	7/28-9/25
Sonny Gray, Cin	23.0	8/4 - 8/20
Jesse Chavez, Tex	23.0	5/5 - 6/10
Jack Flaherty, StL	23.0	7/26 - 8/13
Jacob deGrom, NYM	23.0	9/9 - 9/25
Lucas Giolito, ChiA	22.0	5/28 - 6/8
Cole Hamels, ChiN	22.0	6/2 - 6/18
Aaron Nola, Phi	22.0	6/21 - 7/7
Jake Odorizzi, Min	22.0	4/29 - 5/15

MOST RECENT SCORELESS STREAKS, REDS PITCHERS

Sonny Gray	23.0	8/4 - 8/20, 2019
J.J. Hoover	26.1	6/13 - 8/19, 2013

Single-season

MOST RECENT SCORELESS STREAKS, REDS STARTERS

Sonny Gray	23.0	8/4 - 8/20, 2019
Tom Browning	23.0	5/29 - 6/8, 1990
Tom Browning	25.0	6/6 - 6/25, 1989
Tom Seaver	27.0	9/15 - 9/30, 1977

Single-season

REDS PITCHERS WITH 3 CONSECUTIVE SCORELESS STARTS

Sonny Gray	3	8/4 - 8/15, 2019
Tom Browning	3	6/10-6/21, 1989
Jose Rijo	4	8/14-9/18, 1988
Jim Maloney	3	9/21-9/29, 1968
Carl Mays	3	7/27-8/7, 1926

Single-season

- Established a career high in strikeouts (205) and produced at least 30 starts in a season for the third time in his career.
- Produced the lowest ERA ever by a Reds pitcher for the month of August (6gs, 4-0, 0.74)...from 8/4-8/15 became just the fifth Reds pitcher ever to make at least 3 consecutive scoreless starts (18ip, 7h, 11bb, 24k), the first since Tom Browning in June 1989.
- In his last 16 starts of the season beginning 6/28 finished 8-3, 1.99 with 13 quality starts and 5 times was the victim of blown saves...over that span ranked fourth among all Major League starting pitchers in ERA (Jack Flaherty 1.22, Gerrit Cole 1.64, Jacob deGrom 1.68).
- In his last 9 starts at Great American Ball Park went 7-1, 2.39, including wins in 7 straight home starts from 6/16-8/20...became only the second pitcher ever to win 7 consecutive starts at GABP... Johnny Cueto won 7 straight starts from 6/6-8/18, 2012.
- In his 3-0 win on 7/3 vs Mil, threw 8.0 shutout innings and tied his career high with 12 strikeouts...the 8.0 innings tied Trevor Bauer for the most by a Reds pitcher in a game this season, and his 12 strikeouts were the most by a Reds pitcher in 2019 until Luis Castillo had a career-high 13 strikeouts on 8/5 vs LAA.
- In his 3-2 win on 8/20 vs SD, Josh Naylor's solo HR with 2 outs in the top of the sixth inning snapped his career-high scoreless streak at 23 innings, tied for the third-longest scoreless streak in the Major Leagues in 2019...the longest scoreless streak of his career had been 14.2 innings (4/28-5/8, 2015)...was the longest by a Reds pitcher since reliever J.J. Hoover's 26.1-inning streak from 6/13-8/19, 2013...was the longest by a Reds starter since Tom Browning's 23-inning streak from 5/29-6/8, 1990...was the longest by a Reds righthanded starter since Tom Seaver's 27-inning streak from 9/15-9/30, 1977.
- On 8/19 and 8/20 vs SD, Trevor Bauer (11) and Gray (10) became the first Reds pitchers to record at least 10 strikeouts in consecutive starts since Gary Nolan (10) and Jim Maloney (10) did it on 9/20 and 9/21, 1968 at Hou...since 1900, Reds pitchers never have recorded at least 10 strikeouts in 3 consecutive starts...in the 4-2 win vs SD on 8/21, Luis Castillo, with three 10-strikeout games to that point in the season and six 10-strikeout games in his career, finished with 4 strikeouts (6ip, 5h, 1er, 0bb).
- On 7/12 at Col, his strikeout of Charlie Blackmon to end the fifth inning was the 900th strikeout of his career.
- On 9/24 vs Mil struck out the first batter of the game (Trent Grisham)...was his 200th strikeout of the season.
- With the completion of the second inning on 7/17 at Cubs reached 1,000 career innings pitched.
- Began the season with 9 starts without a win, the longest such streak of his career to begin a season, but finished 11-8...a team-high 6 times was the victim of blown saves.
- On 9/25, the day after his final start of the season, had arthroscopic surgery to remove loose bodies from his right elbow.
- Was bothered in spring training by stiffness in his right elbow and made just 3 exhibition starts, but he started the Reds' second game of the regular season and didn't miss a turn...his 31 starts were just 1 shy of staff leader Luis Castillo and tied for the second-most in a season in his career.

COMPLETE GAMES (6)

Date/Opp	IP	H	ER	BB	SO	Result
9/12/17 at TB	8.0	5	2	1	9	L, 1-2
8/7/15 vs Hou	9.0	5	1	0	5	W, 3-1
7/28/15 at LAD	9.0	3	0	1	9	W, 2-0
7/12/15 at Cle	9.0	2	0	1	6	W, 2-0
9/28/14 at Tex	9.0	6	0	0	5	W, 4-0
4/28/14 at Tex	9.0	2	0	1	6	W, 4-0

10-STRIKEOUT GAMES (9)

Date	Strikeouts
7/3/19 for Cin vs Mil	12
9/23/14 for Oak vs LAA	12
7/29/20 for Cin vs Chc	11
5/24/17 for Oak vs Mia	11
8/14/20 for Cin vs Pit	10
8/20/19 for Cin vs SD	10
8/15/19 for Cin vs StL	10
6/10/17 for Oak at TB	10
5/3/15 for Oak at Tex	10

2018: With 11 victories ranked third on the Yankees' staff (Luis Severino 19, Masahiro Tanaka 12)...went 9-9, 5.26 in 23 starts and 2-0, 2.60 in 7 relief apps...went 4-4, 6.98 in 11 starts and 4 relief apps at Yankee Stadium and 7-5, 3.17 in 12 starts and 3 relief apps on the road...began the season in the rotation and went 8-8, 5.56 in 21 starts through 8/1...made 7 of his last 9 apps out of the bullpen...on 8/7 at WSox, in his first relief appearance since 7/19/13 at LAA, threw 3.0 scoreless innings to earn the 13-inning, 4-3 win...in an 11-7 Yankees loss on 9/2 vs Det threw 4.0 innings in the longest relief appearance of his career...on 1/21/19 was traded to the Reds, along with minor league LHP Reiver Sanmartin (REEVER san-mar-TEEN), in exchange for IF Shed Long and Cin's 2019 Competitive Balance A draft pick.

2017: In 27 starts for the Athletics and Yankees combined to finish 10-12, 3.55...ranked 10th in the American League in ERA, sixth in opponents' BA (.226) and seventh in both opponents' OBP (.294) and opponents' slugging percentage (.374)...at the 7/31 deadline was traded from Oak to NYY, along with international signing bonus pool money, in exchange for OF Dustin Fowler and minor leaguers RHP James Kaprielian and SS Jorge Mateo...began the season on the Athletics' disabled list with a right shoulder strain, missing the first 25 games of the season and snapping a streak in which he had made 3 consecutive Opening Day rosters...didn't make his season debut until 5/2...from 6/25-8/26 allowed 2 earned runs or fewer in 11 consecutive starts (6-5, 1.95), including 9 straight starts in which he threw at least 6.0 innings while allowing 2 ER or fewer (5-4, 1.88)...both streaks were the best of his career and the longest streaks in the Major Leagues in 2017.

2016: Missed time on the disabled list with a right trapezius strain (5/21-6/4) and then a right forearm strain (8/-9/27)...was scheduled to start Opening Day vs the White Sox but was scratched with food poisoning...pitched 2 days later...on 7/26 at Tex recorded the 500th strikeout of his career (Jurickson Profar).

2015: Was an American League All-Star and finished third in the BBWAA's Cy Young Award voting behind Hou's Dallas Keuchel and Det/Tor's David Price...was the highest finish by an Athletics pitcher since Barry Zito won the award in 2002...was named to the All-Star team after finishing with the third-most votes among pitchers on the players' ballot...his 2.04 ERA prior to the All-Star Game was second-best in the Major Leagues (1.39, LAD's Zack Greinke)...pitched the Sunday prior to the All-Star Game in Cincinnati and was not available to participate in the AL's 6-3 win...tied for the AL lead with 2 shutouts and ranked T3rd with 3 complete games...with 37 putouts established an Athletics record (35, Chick Fraser, 1901), the most by any pitcher since LAD's Kevin Brown had 41 putouts in 1999...did not commit an error in 60 chances, the most errorless chances by any pitcher in the majors in 2015 and second-most in Athletics history (72, Rick Langford, 1979)...in his second consecutive Opening Day start combined with Evan Scribner on a 1-hitter, the Athletics' first 1-hitter on Opening Day since Cle's Bob Lemon did it on 4/14/53 vs the White Sox...on 7/28 at LAD threw a 3-hitter in a 2-0 complete game victory and in the eighth inning singled off Pedro Báez for his first career hit.

2014: Made his first career Opening Day roster...his 183 strikeouts ranked 10th in Oakland A's history, the third-most in Oakland history by a pitcher age 24 or younger (Vida Blue, 301 strikeouts at age 21 in 1971 & Barry Zito, 205 strikeouts at age 23 in 2001)...was the American League Pitcher of the Month for April (5gs, 4-1, 2.06) and July (5gs, 5-0, 1.03)...became only the third Athletics pitcher to win the monthly award twice in the same season, joining Dave Stewart (April & September 1990) and Barry Zito (August & September 2001)...from 7/3-8/1 made 6 consecutive starts of at least 6.0 innings and 1 earned run or fewer (5-1, 1.07), the longest such streak in Athletics franchise history...his complete game, 4-0 win on 9/28 at Tex clinched a Postseason berth for the A's...became the second Oakland pitcher to throw a complete game to clinch a playoff appearance (Dave Stewart, 9/25/90 at KC)...also with that win became the first visiting pitcher to compile more than 1 shutout in the same season at Tex' Globe Life Park...following that clinching complete game shared the AL Player of the Week Award with teammate Josh Reddick.

2013: In his Major League debut went 5-3, 2.67 in 10 starts and 2 relief apps for the Athletics...led American League rookie pitchers in opponents' on-base percentage (.272) and OPS (.570)...was promoted to the 40-man roster on 7/10 and as a reliever in the 5-0 loss at Pit later that day made his first career appearance...entered that game in the fifth inning and struck out his first batter, Clint Barmes...earned his first career victory in his second start, a 5-0 win vs Hou on 8/15 (8ip, 4h, 1bb, 9k)...made 2 starts in the American League Division Series vs the Tigers (0-1, 2.08)...in the 1-0 win in Game 2 received no decision but combined with Grant Balfour on a 4-hitter (8ip, 4h, 2bb, 9k)...became only the third rookie in Major League history to record at least 9 strikeouts in a scoreless Postseason start, joining Bal's Mike Boddicker (14k, 1983 ALCS Game 3) and NYY's Dave Righetti (10k, 1981 ALDS Game 2)...suffered the 3-0 loss in Game 5 at the Coliseum (5ip, 6h, 3er, 4bb, 3k, 1hr).

PERSONAL: Attended Smyrna (TN) High School...pitched 3 seasons at Vanderbilt University, where he was a teammate of 2019-2020 Reds batterymate Curt Casali...finished his Commodores career ranked second all-time in wins (27) and fourth in strikeouts (317)...in 2011 led Vanderbilt to its first NCAA College World Series berth after finishing 12-4, 2.43...in 2010 and 2011 was second team All-SEC...in 2009 was a Louisville Slugger Freshman All-American...in 2009 and 2010 pitched for Team USA...in 2010 was *Baseball America's* Summer Player of the Year.

GRAY'S CAREER TRANSACTIONS

- Was selected by the Cubs in the 27th round of the June 2008 first-year player draft. Did not sign.
- Was selected by the Athletics in the first round (18th overall) of the 2011 first-year player draft.
- On Midland's disabled list, 5/20-5/26, 2012.
- On disabled list with a right trapezius strain, May 21-June 4, 2016.
- On disabled list with a right forearm strain, August 7-September 27, 2016.
- On disabled list with a right shoulder strain, March 30-April 30, 2017; included rehabilitation assignments at Stockton, April 22-24 and at Nashville, April 25-30.
- Was acquired by the Yankees, along with international signing bonus pool money, for OF Dustin Fowler and minor leaguers RHP James Kaprielian and SS Jorge Mateo, July 31, 2017.
- Was acquired by the Reds, along with minor league LHP Reiver Sanmartin, for IF Shed Long and Cin's 2019 Competitive Balance A draft pick, January 21, 2019.
- On 10-day injured list with a right mid-back strain, September 13-21, 2020.

Career Pitching

Yr	Club	W-L	ERA	G	GS	CG	SHO	SV	IP	H	R	ER	HR	BB	SO	WP	BK
11	AZL Athletics - R	0-1	4.50	1	1	0	0	0	2.0	4	1	1	0	0	2	0	0
	Midland - AA	1-0	0.45	5	5	0	0	0	20.0	15	1	1	0	6	18	2	0
12	Midland - AA	6-9	4.14	26	26	1	1	0	148.0	148	73	68	8	57	97	16	1
	Sacramento - AAA	0-0	9.00	1	1	0	0	0	4.0	10	4	4	0	1	2	1	0
13	Sacramento - AAA	10-7	3.42	20	20	1	0	0	118.1	117	51	45	5	39	118	10	0
	Oakland	5-3	2.67	12	10	0	0	0	64.0	51	22	19	4	20	67	2	1
14	Oakland	14-10	3.08	33	33	2	2	0	219.0	187	84	75	15	74	183	15	0
15	Oakland	14-7	2.73	31	31	3	* 2	0	208.0	166	71	63	17	59	169	13	0
16	Oakland	5-11	5.69	22	22	0	0	0	117.0	133	80	74	18	42	94	15	0
17	#Stockton - A	1-0	0.00	1	1	0	0	0	5.0	1	0	0	0	0	6	0	0
	#Nashville - AAA	1-0	0.00	1	1	0	0	0	6.0	2	0	0	0	0	7	1	0
	Oakland	6-5	3.43	16	16	0	0	0	97.0	84	48	37	8	30	94	7	0
	New York (AL)	4-7	3.72	11	11	1	0	0	65.1	55	31	27	11	27	59	4	0
18	New York (AL)	11-9	4.90	30	23	0	0	0	130.1	138	73	71	14	57	123	9	1
19	Cincinnati	11-8	2.87	31	31	0	0	0	175.1	122	59	56	17	68	205	7	1
20	Cincinnati	5-3	3.70	11	11	0	0	0	56.0	42	26	23	4	26	72	^ 7	1
Major Totals		75-63	3.54	197	188	6	4	0	1132.0	978	494	445	108	403	1066	79	4
Reds Totals		16-11	3.07	42	42	0	0	0	231.1	164	85	79	21	94	277	14	2
Minor Totals		19-17	3.53	55	55	2	1	0	303.1	297	130	119	13	103	250	30	1

Injury rehab, * Tied for the American League lead, ^ Tied for the Major League lead

All-Star Record

Yr	Club, Site	W-L	ERA	G	GS	CG	SHO	SV	IP	H	R	ER	HR	BB	SO	WP	BK
15	AL, Cincinnati																
19	NL, Cleveland																

Wild Card Series Record

Yr	Club, Opponent	W-L	ERA	G	GS	CG	SHO	SV	IP	H	R	ER	HR	BB	SO	WP	BK
20	Cin at Atl																

Was on the Postseason roster but did not appear in the 2-0 series sweep loss

Division Series

Yr	Club	W-L	ERA	G	GS	CG	SHO	SV	IP	H	R	ER	HR	BB	SO	WP	BK
13	Oak vs Det	0-1	2.08	2	2	0	0	0	13.0	10	3	3	1	6	12	0	0
17	NY Yankees vs Cle	0-1	8.10	1	1	0	0	0	3.1	3	3	3	1	4	2	1	0
Division Series Totals		0-2	3.31	3	3	0	0	0	16.1	13	6	6	2	10	14	1	0

Championship Series

Yr	Club	W-L	ERA	G	GS	CG	SHO	SV	IP	H	R	ER	HR	BB	SO	WP	BK
17	NY Yankees vs Hou	0-0	1.80	1	1	0	0	0	5.0	1	2	1	0	2	4	1	0

Career Hitting

Yr	Club	AVG	G	AB	R	H	2B	3B	HR	RBI	SH	SF	HB	BB	SO	SB	CS	OBP	SLG	E
13	Oakland	---	12	0	0	0	0	0	0	0	0	0	0	0	0	0	0	---	---	0
14	Oakland	.000	33	2	0	0	0	0	0	0	2	0	0	1	0	0	0	.000	.000	3
15	Oakland	.167	31	6	0	1	0	0	0	0	0	0	0	4	0	0	0	.167	.167	0
16	Oakland	.000	22	2	0	0	0	0	0	0	1	0	0	1	0	0	0	.000	.000	1
17	Oakland / NYY	---	27	0	0	0	0	0	0	0	0	0	0	0	0	0	0	---	---	3
18	New York (AL)	.000	30	2	1	0	0	0	0	0	0	0	0	0	0	0	0	.000	.000	1
19	Cincinnati	.152	34	46	3	7	0	1	0	3	12	0	0	2	19	0	0	.188	.196	2
20	Cincinnati	---	11	0	0	0	0	0	0	0	0	0	0	0	0	0	0	---	---	1
Career Totals		.138	200	58	4	8	0	1	0	3	15	0	0	2	25	0	0	.167	.172	12

Only career triple on 6/16/19 vs Tex (off Ariel Jurado)

SINGLE-SEASON CAREER HIGH STREAKS

Scoreless Streak By Game: 3g, 8/4-8/15, 2019; Scoreless Streak By Inning: 23.0, 8/4-8/20, 2019; Winning Streak: 6g, 6/18-7/26, 2014; Losing Streak: 7g, 4/27-7/6, 2016



DEIVY
GRULLÓN

C
82

Age: 25 **Ht.:** 5-11 **Wt.:** 240 **Bats:** R **Throws:** R **ML Service:** 0.032

Born: 2/17/96 **Birthplace:** Bonao, DR **Resides:** Bonao, DR

Acquired: Was claimed off waivers from the Red Sox, December 23, 2020.

Contract: Signed through the 2021 season and under team control through 2026.

CAREER HIGHLIGHTS

- Name is pronounced DAY-vee grew-YOHN...accent mark in Grullón.
- Attended Major League spring training camp with the Phillies in 2019 and 2020.
- Made his Major League debut on 9/22/19 at Cle, pinch hit in the 10-1 Phillies loss at Cle (struck out).
- On 9/28/19 vs Mia recorded his first career hit and RBI, a run-scoring double off Caleb Smith.
- Was an MiLB.com Phillies Organization All-Star in 2018 and 2019.
- Was a mid-season all-star in 2017 (Florida State League), 2018 (Eastern League) and 2019 (International League).
- Was a post-season all-star in 2018 (Eastern League).
- Won the 2018 Eastern League All-Star Game's home run derby.
- In each of the last 3 off-seasons played for Aguilas in the Dominican Winter League.

2020 SEASON

- Spent most of the summer at the Phillies' alternate training site.
- On 8/31 was designated for assignment.
- On 9/3 was claimed off waivers by the Red Sox.
- On 9/8 was promoted as the 27th player for that day's doubleheader at Phi and in the nightcap made his only appearance of the season...started behind the plate in the 5-2 Red Sox win and in the fourth inning produced an RBI-single off Vince Velasquez.
- Following that 9/8 doubleheader split at Phi returned to the Red Sox' alternate training site, where he spent the rest of the season.
- On 12/23 was claimed off waivers by the Reds.
- Played for Aguilas in the Dominican Winter League (12g, .211, 1 2b, 1hr, 2rbi).

GRULLÓN'S CAREER TRANSACTIONS

- Was signed by the Phillies as a non-drafted free agent, July 2, 2012. Was signed by Koby Pérez.
- On Lakewood's 7-day disabled list with a right shin contusion, April 15-May 6, 2016.
- On Lehigh Valley's 7-day disabled list with fractured left toe, July 2-12, 2019.
- Was claimed off waivers by the Red Sox, September 3, 2020.
- Was claimed off waivers by the Reds, December 23, 2020.

		CAREER FIELDING						
Pos.	Pct.	G	PO	A	E	TC	DP	PB
C	1.000	4	25	1	0	26	0	0

Career Hitting

Yr	Club	AVG	G	AB	R	H	2B	3B	HR	RBI	SH	SF	HB	BB	SO	SB	CS	OBP	SLG	E
13	GCL Phillies - R	.273	41	121	13	33	8	0	1	14	0	0	1	10	18	0	0	.333	.364	5
14	Clearwater - A	.200	2	10	0	2	0	0	0	1	0	0	0	0	1	0	0	.200	.200	0
	Lakewood - A	.237	24	76	9	18	5	0	1	7	1	0	1	3	13	0	0	.275	.342	6
	Williamsport - A	.225	53	187	14	42	9	1	0	18	1	0	2	9	39	3	0	.268	.283	6
15	Lakewood - A	.221	107	394	38	87	19	1	8	50	2	0	5	23	105	0	0	.273	.335	13
16	Lakewood - A	.256	87	320	29	82	20	0	6	45	0	4	2	30	83	0	3	.320	.375	10
17	Clearwater - A	.255	71	271	31	69	14	0	8	24	0	2	1	12	61	0	1	.287	.395	8
	Reading - AA	.229	23	83	10	19	3	0	4	13	0	1	0	5	19	0	0	.270	.410	4
18	Reading - AA	.273	90	326	36	89	14	1	21	59	1	6	2	18	81	0	0	.310	.515	12
19	Lehigh Valley - AAA	.283	108	407	55	115	24	0	21	77	0	3	2	45	133	1	0	.354	.496	9
	Philadelphia	.111	4	9	0	1	1	0	0	1	0	0	0	0	2	0	0	.111	.222	0
20	Boston	.333	1	3	0	1	0	0	0	1	0	0	0	1	1	0	0	.500	.333	0
Major Totals		.167	5	12	0	2	1	0	0	2	0	0	0	1	3	0	0	.231	.250	0
AL Totals		.333	1	3	0	1	0	0	0	1	0	0	0	1	1	0	0	.500	.333	0
NL Totals		.111	4	9	0	1	1	0	0	1	0	0	0	0	2	0	0	.111	.222	0
Minor Totals		.253	606	2195	235	556	116	3	70	308	5	16	16	155	553	4	4	.305	.405	73

SINGLE-SEASON CAREER HIGH STREAKS

Hitting Streak: None; Hitless Streak: 6ab, 9/22-9/28, 2019



VLADIMIR GUTIERREZ

RHP
76

Age: 25 Ht.: 6-1 Wt.: 190 Bats: R Throws: R ML Service: 0.000

Born: 9/18/95 Birthplace: Havana, Cuba Resides: Veracruz, MX

Acquired: Was signed to a minor league contract, September 7, 2016.
Was signed by Tony Arias, Chris Buckley and Bob Engle.

Contract: Signed through the 2021 season and under team control through 2026.

CAREER HIGHLIGHTS

- Pitched in Class A Daytona in 2017, at Class AA Pensacola in 2018 and at Class AAA Louisville in 2019.
- Was rated by *Baseball America* one of the Reds' top prospects following the 2016 (9th), 2017 (9th) and 2018 (7th) seasons.
- Entered the 2021 season rated by *Baseball America* the 14th-best prospect in the organization.
- In 2020 his changeup and curveball were rated by *Baseball America* the best in the organization.
- In 2018 his slider, changeup and control were rated by *Baseball America* the best in the organization.
- In 2019 tied for the International League lead in starts while ranking third in innings pitched.
- In 2018 at Class AA Pensacola, led Reds minor league pitchers in strikeouts (145) while ranking ninth in ERA (4.35).
- During showcases for scouts reportedly hit 97 miles per hour on the radar gun.
- Was Rookie of the Year of the 2013-2014 Cuban National Series season.
- In August 2014 was rated by *Baseball America* the 14th-best prospect in Cuba.
- In February 2015, while in Puerto Rico for the Caribbean Series, left the Cuban team to pursue a career in the Major Leagues.
- In 2017, 2019 and 2020 participated in the Reds' Major League spring training camps as a non-roster invitee.
- Was 1 of 6 players born in Cuba who participated in the Reds' 2019 Major League spring training camp (SS José Iglesias, RHP Raisel Iglesias, OF Yasiel Puig, RHP Odrisamer Despaigne, IF Alfredo Rodriguez).
- Following each of the last 2 seasons played for Licey in the Dominican Winter League (12gs, 2-6, 3.40, 45ip, 37h, 17bb, 41k, 1.20whip, .220oba).

2020 SEASON

- On 6/28 was suspended for 80 games after testing positive for Stanazolol, a performance-enhancing substance, in violation of the Minor League Drug Prevention and Treatment Program.
- Entered the season rated by *Baseball America* the player in the Reds' minor league system with the best curveball and best changeup.
- Entered the season rated by MLB.com the 11th-best prospect in the organization.
- Participated in his third Major League spring training camp (2017, 2019, 2020).
- On 11/20 was added to the 40-man roster, along with RHP Riley O'Brien and RHP Jared Solomon, and was placed on Major League Baseball's suspended list.
- Following the season played for Licey in the Dominican Winter League (5gs, 1-2, 3.71, 17ip, 15h, 5bb, 21k, 1.18whip, .231oba).

2019 SEASON

- Spent the season at Class AAA Louisville, where he tied for the International League lead in starts while ranking third in innings pitched...also ranked among the IL leaders in strikeouts (8th), opponents' batting average (.266, 6th) and WHIP (1.40, 7th).
- Among all Reds minor league pitchers ranked T2nd in starts, fourth in innings pitched, opponents' batting average (.266) and WHIP (1.40) and fifth in strikeouts.
- Was International League Pitcher of the Week for 8/12-8/18.
- On 8/15 vs Lehigh Valley, tied his career high with 10 strikeouts and produced his first professional home run (solo off Enyel De Los Santos).
- Following the season pitched for Licey in the Dominican Winter League (7gs, 1-4, 3.21, 28ip, 22h, 12bb, 20k).

SEASON HIGHLIGHTS

2018: At Class AA Pensacola led Reds minor league pitchers in strikeouts (145) while ranking ninth in ERA (4.35)...among Southern League pitching leaders ranked T2nd in starts (27) and third in both innings pitched (147.0) and strikeouts (145)...also led the SL in batters hit by a pitch (16) and balks (3, tied)...his slider, changeup and control were rated by *Baseball America* the best of any pitcher in the organization...on 1/9 was invited to 2019 Major League spring training camp, his second (2017)...**2017:** In his first full season in professional baseball made all 19 starts at Class A Daytona...in July spent 8 days on the disabled list with tightness in his lower back..entered the season rated by *Baseball America* the ninth-best prospect in the organization...**2016:** Was signed by the Reds in September and participated in his first organized workouts during the instructional league in Goodyear...on 12/9 was invited to 2017 Major League spring training camp.

GUTIERREZ' CAREER TRANSACTIONS

- Was signed by the Reds to a minor league contract, September 7, 2016. Was signed by Tony Arias, Chris Buckley and Bob Engle.
- On Daytona's disabled list with tightness in his lower back, July 15-22, 2017.
- Suspended for 80 games after testing positive for Stanazolol, a performance-enhancing substance, in violation of the Minor League Drug Prevention and Treatment Program, June 28, 2020.

Career Pitching

Yr	Club	W-L	ERA	G	GS	CG	SHO	SV	IP	H	R	ER	HR	BB	SO	WP	BK
17	Daytona - A	7-8	4.46	19	19	0	0	0	103.0	108	54	51	10	19	94	4	2
18	Pensacola - AA	9-10	4.35	27	27	0	0	0	147.0	139	76	71	18	38	145	6	^3
19	Louisville - AAA	6-11	6.04	27	*27	0	0	0	137.0	144	100	92	26	48	117	7	6
Minor Totals		22-29	4.98	73	73	0	0	0	387.0	391	230	214	54	105	356	17	11

[^] In 2018 led the Southern League in hit batters (16) & tied for the SL lead in balks (3), * In 2019 tied for the International League lead in starts

Career in Cuba

Yr	Club	W-L	ERA	G	GS	CG	SHO	SV	IP	H	R	ER	HR	BB	SO	WP	BK
2013-14	Pinar del Rio - CNS	5-5	3.90	27	3	0	0	2	67.0	65	37	29	3	40	44	5	0
2014-15	Pinar del Rio - CNS	3-5	2.45	25	0	0	0	13	51.1	37	20	14	2	19	49	2	0
Cuban National Series		8-10	3.27	52	3	0	0	15	118.1	102	57	43	5	59	93	7	0

NATIVES OF CUBA WHO PLAYED OR COACHED FOR REDS

Rafael Almedia, IF..... 1911-13	Rogelio Alvarez, IF..... 1960, '62	Aroldis Chapman, P..... 2010-15
Armando Marsans, OF..... 1911-14	Joe Azcue, C..... 1960	Yonder Alonso, 1B..... 2010-11
Mike Gonzalez, C..... 1914	Leo Cardenas, IF..... 1960-68	Brayan Peña, C..... 2014-15
Manuel Cueto, IF/OF..... 1917-19	Tony Gonzalez, OF..... 1960	Raisel Iglesias, P..... 2015-19
Adolfo Luque, P..... 1918-29	Cookie Rojas, IF..... 1962	José Iglesias, SS..... 2019
Pedro Dibut, P..... 1924-25	Tony Pérez, IF..... 1964-76, '84-86	Yasiel Puig, OF..... 2019
Tommy de la Cruz, P..... 1944	Chico Ruiz, IF..... 1964-69	Jose Garcia, SS..... 2020
Vincente Amor, P..... 1957	Mike de la Hoz, IF..... 1969	Cardenas, Luque and Pérez are in the Reds Hall of Fame. Pérez is the only native of Cuba in the National Baseball Hall of Fame who played in the Major Leagues. Cooperstown Hall of Famers P Martin Dihigo, P Jose Mendez and OF Cristobal Torriente were born in Cuba but played in the Negro Leagues.
Raul Sanchez, P..... 1957, '60	Camilo Pasqual, P..... 1969	
Danny Morejon, OF..... 1958	Pedro Ramos, P..... 1969	
Orlando Pena, P..... 1958-60	Tony Menendez, P..... 1992	
Mike Cuellar, P..... 1959	Jose Cardenal, coach.... 1993, 2002-03	
Reggie Otero, coach..... 1959-65	Oswaldo Fernandez, P..... 2000-01	



SCOTT

 @ScottHeineman

OF

HEINEMAN

26

Age: 28 Ht.: 6-1 Wt.: 220 Bats: R Throws: R ML Service: 1.132

Born: 12/4/92 Birthplace: Santa Monica, CA Resides: Pacific Palisades, CA

Acquired: From the Rangers for minor league IF Jose Acosta, December 16, 2020.

Contract: Signed through the 2021 season and under team control through 2025.

CAREER HIGHLIGHTS

- Last name is pronounced HIY-neh-min.
- Was drafted twice, by the Royals in 2014 and by the Rangers in 2015.
- While with the Rangers in 2018 received the Tom Grieve Minor League Player of the Year Award.
- Was an MiLB.com Rangers Organization All-Star in 2016, 2017 and 2019.
- Was a California League All-Star in 2016 and a mid-season Pacific Coast League All-Star in 2015.
- Was a California League Player of the Week in July 2016 and a Texas League Player of the League in June and August 2017.
- Missed the first half of the 2019 season recovering from December 2018 surgery to repair the torn labrum in his left shoulder.
- Made his Major League debut with a start in CF on 8/2/19 vs Det and produced 2 hits.

2020 SEASON

- Made his first Opening Day roster and played in 24 games over 2 stints with the Rangers, from Opening Day-9/9 and again on 9/13.
- Played 1B (1gs), CF (17g, 10gs), LF (3g, 2gs) and RF (1gs).
- Hit his only HR on 9/1 at SF in a start in CF opposite his brother, Tyler, who started at catcher for the Giants.
- In 17 apps during spring training in Arizona hit .343.
- On 12/2 was non-tendered by the Rangers and elected free agency...the next day was re-signed to a Major League contract...on 12/11 was designated for assignment.
- On 12/16 was acquired by the Reds for minor league IF Jose Acosta.

PERSONAL: Graduated from Crespi Carmelite High School in Encino, CA, where as a senior he was named pre-season All-America...in 2015 was drafted by the Rangers out of the University of Oregon but did not play professionally that season following left foot surgery on 7/1...his selection in the draft was dedicated to Julie McGraw, wife of Pacific Northwest amateur scout Gary McGraw...Julie was recovering from a stroke at the time...while playing for the Brewster White Caps in 2013 was named a Cape Cod League All-Star, was his team's Most Valuable Player and led the league in stolen bases...his brother, Tyler, was drafted by the Astros in the eighth round of the 2012 first-year player draft and currently is a catcher in the Cardinals organization...the brothers Heineman host the Prime Time Charity Casino Classic, which raises money to provide intervention programs for at-risk children from low income areas of Los Angeles through academics, athletics, leadership training, and the arts...follow on Twitter @ScottHeineman.

HEINEMAN'S CAREER TRANSACTIONS

- Was selected by the Royals in the 19th round of the June 2014 first-year player draft. Did not sign.
- Was selected by the Rangers in the 11th round of the June 2015 first-year player draft. Was signed by Rick Shroeder.
- On 60-day injured list following surgery to repair the torn labrum in his left shoulder, March 3-July 2, 2019; included rehabilitation assignments at Nashville, May 21-28 & June 25-July 2 and at AZL Rangers, June 19-24.
- Was non-tendered by the Rangers, December 2, 2020; was re-signed to a Major League contract, December 3; was designated for assignment, December 11.
- Was acquired by the Reds for minor league IF Jose Acosta, December 16, 2020.

		CAREER FIELDING						
Pos.	Pct.	G	PO	A	E	TC	DP	PB
CF	.980	26	49	0	1	50	0	-
LF	1.000	9	10	0	0	10	0	-
1B	1.000	5	45	4	0	49	3	-

Career Hitting

Yr	Club	AVG	G	AB	R	H	2B	3B	HR	RBI	SH	SF	HB	BB	SO	SB	CS	OBP	SLG	E
16	High Desert - A	.303	134	525	96	*159	*39	8	17	80	4	6	16	59	120	30	14	.386	.505	2
17	Frisco - AA	.284	117	468	82	133	26	7	9	44	0	2	9	50	121	12	9	.363	.427	2
18	Frisco - AA	.522	7	23	6	12	2	0	1	10	0	1	0	7	5	2	1	.613	.739	0
	Round Rock -AAA	.295	107	424	68	125	20	2	11	57	1	3	9	32	93	16	8	.355	.429	6
19	Nashville - AAA	.340	42	159	34	54	6	2	8	25	0	2	4	17	45	4	3	.412	.553	3
	#AZL Rangers - R	.412	4	17	6	7	3	0	2	6	0	0	0	1	2	1	0	.444	.941	0
	Texas	.213	25	75	8	16	6	0	2	7	0	0	1	9	20	1	2	.306	.373	0
20	Texas	.154	24	52	6	8	3	0	1	7	0	0	0	2	11	3	0	.185	.269	1
Major Totals		.189	49	127	14	24	9	0	3	14	0	0	1	11	31	4	2	.259	.331	1
Minor Totals		.303	411	1616	292	490	96	19	48	222	5	14	38	166	386	65	35	.378	.475	13

Injury rehab, * Led California League

SINGLE-SEASON CAREER HIGH STREAKS

Hitting Streak: 4g, 8/29-9/3, 2019; **Hitless Streak:** 13ab, 8/21-8/28, 2020



RYAN

@RyanHendrix11

RHP

HENDRIX

68

Age: 26 Ht.: 6-3 Wt.: 215 Bats: R Throws: R ML Service: 0.000

Born: 12/16/94 Birthplace: Lufkin, TX Resides: Livingston, TX

Acquired: Was selected in the fifth round of the June 2016 first-year player draft. Was signed by Byron Ewing.

Contract: Signed through the 2021 season and under team control through 2026.

CAREER HIGHLIGHTS

- Was the organization's Minor League Pitcher of the Month for April 2019.
- In 2018 was a Florida State League All-Star and MiLB.com Organizational All-Star.
- In *Baseball America's* 2018 survey, his curveball was rated the best in the organization and best in the Florida State League...also was rated the FSL's best reliever.

2020 SEASON

- Spent the summer at the alternate training site as part of the Reds' 60-player pool.
- Entered the season rated by MLB.com the 28th-best prospect in the organization.

2019 SEASON

- Missed most of the season with a right elbow strain.
- Combined to finish 4-0, 1.85 in 2 starts and 18 relief apps for Class AA Chattanooga and rookie AZL Reds.
- Was the Reds' Minor League Pitcher of the Month for April (8g, 3-0, 0.00, 10.1ip, 6h, 1r, 0er, 5bb, 15k).
- On 11/20 was added to the Reds' 40-man roster.

SEASON HIGHLIGHTS

2018: At Class AA Daytona was a Florida State League All-Star and MiLB.com Organizational All-Star...in a *Baseball America* survey, was rated the FSL's best reliever...**2017:** Went 5-5, 2.90 with 8 saves in 47 relief apps for Class A Dayton and Daytona...held opponents to a .211 BA...posted a 1.24 WHIP...**2016:** Following the season rated one of the organization's top prospects by *Baseball America* (24th) and MLB.com (30th).

PERSONAL: Graduated from Cypress Woods High School in Cypress, TX...played at Texas A&M...in 2015 pitched for Team USA's collegiate national team...in a 2-0 USA victory on 7/1/15 in Cary, NC combined with Missouri's Tanner Houck (4ip) and Florida's A.J. Puk (4ip) to no-hit the Cuban national team...was the first time Cuba ever had been held hitless in an international game...father Matt played at San Jacinto Junior College.

HENDRIX' CAREER TRANSACTIONS

- Was selected by the Indians in the 17th round of the June 2013 first-year player draft. Did not sign.
- Was selected by the Reds in the fifth round of the June 2016 first-year player draft. Signed by Byron Ewing.
- On Chattanooga's injured list with a right elbow strain, May 2-August 1, 2019; included a rehabilitation assignment at AZL Reds, July 23-August 1.

Career Pitching

Yr	Club	W-L	ERA	G	GS	CG	SHO	SV	IP	H	R	ER	HR	BB	SO	WP	BK
16	Billings - R	0-0	5.19	6	0	0	0	0	8.2	11	5	5	0	5	5	1	0
	Dayton - A	3-1	3.04	15	0	0	0	0	26.2	21	9	9	0	8	31	10	0
17	Dayton - A	4-1	2.36	23	0	0	0	6	34.1	19	11	9	2	10	61	7	0
	Daytona - AA	1-4	3.58	24	0	0	0	2	27.2	29	15	11	4	19	27	4	0
18	Daytona - AA	4-4	1.76	44	0	0	0	12	51.0	38	19	10	2	26	79	10	0
19	Chattanooga - AA	3-0	2.33	16	0	0	0	2	19.1	14	6	5	0	8	23	1	0
	#AZL Reds - R	1-0	0.00	4	2	0	0	0	5.0	1	1	0	0	0	8	0	0
Minor Totals		16-10	2.55	132	2	0	0	22	172.2	133	66	49	8	76	234	33	0
# Injury rehab																	



JEFF
HOFFMAN

@HOFF_23

RHP

23

Age: 28 **Ht.:** 6-5 **Wt.:** 235 **Bats:** R **Throws:** R **ML Service:** 2.105

Born: 1/8/93 **Birthplace:** Latham, NY **Resides:** Scottsdale, AZ

Acquired: From the Rockies, along with minor league RHP Case Williams, for RHP Robert Stephenson and minor league OF Jameson Hannah, November 25, 2020.

Contract: Signed through the 2021 season and under team control through 2024.

CAREER HIGHLIGHTS

- Was selected by the Blue Jays in the first round (9th overall) of the June 2014 first-year player draft...was rated the No. 13 prospect in that draft...became East Carolina University's highest pick in any MLB, NBA, NHL or NFL draft.
- Prior to that June 2014 draft, had "Tommy John" surgery to repair the torn ulnar collateral ligament in his right elbow after experiencing soreness during his final season at East Carolina University.
- Made his Major League debut in 2016, just his second as a professional, with 8 apps for the Rockies.
- In 2017 was the Pacific Coast League's Pitcher of the Week for 4/24-4/30.
- Participated in the 2016 SiriusXM All-Star Futures Game.
- At Class AAA Albuquerque, established a franchise record for career strikeouts with 371 and tied the club record with 69 career starts.
- Made his Major League debut in a 9-2 Rockies loss on 8/20/16 vs Cubs...first strikeout victim was Jorge Soler.
- In a 10-7 win on 5/11/17 vs LAD earned his first Major League victory to begin a streak of wins in 4 consecutive starts, a career high, from 5/11-6/10 (4-0, 2.10).
- In the ninth inning of an 8-7 walkoff win vs Bal, pinch ran and scored the game-winning run on a 1-out sacrifice fly by Tony Wolters.

2020 SEASON

- For the Rockies made 16 apps, a single-season career-high in relief, during the shortened season.
- 8 times threw more than 1.0 inning, including a career-high 3.0 innings in relief on 8/8 at Sea.
- In that 5-0 win on 8/8 at Sea, allowed the only Mariners hit in the fifth combined 1-hitter in Rockies history.
- On 11/25 was traded to the Reds, along with minor league RHP Case Williams, for RHP Robert Stephenson and minor league OF Jameson Hannah.

PERSONAL: Attended Shaker High School in Latham, NY, where he lettered in baseball and basketball... his number was retired in 2017...majored in sports management at East Carolina University, where he was named to the ECU Director of Athletics Honor Roll in 2012 and to the All-Conference USA second team in 2013...follow on Twitter @HOFF_23 and on Instagram @JEFFHOFFMAN23.

HOFFMAN'S CAREER TRANSACTIONS

- Was selected by the Blue Jays in the first round (9th overall) of the June 2014 first-year player draft.
- Was acquired by the Rockies, along with SS Jose Reyes, RHP Miguel Castro and RHP Jesus Tinoco, for SS Troy Tulowitzki and RHP LaTroy Hawkins, July 27, 2015.
- On disabled list with right shoulder inflammation, March 26-April 27, 2018; included rehabilitation assignments at Lancaster, April 10-13 and at Albuquerque, April 14-27.
- Was acquired by the Reds, along with minor league RHP Case Williams, for RHP Robert Stephenson and minor league OF Jameson Hannah, November 25, 2020.

Career Pitching

Yr	Club	W-L	ERA	G	GS	CG	SHO	SV	IP	H	R	ER	HR	BB	SO	WP	BK
15	Dunedin - A	3-3	3.21	11	11	0	0	0	56.0	59	20	20	4	15	38	6	0
	New Hampshire - AA	0-0	1.54	2	2	0	0	0	11.2	9	2	2	0	2	8	0	0
	New Britain - AA	2-2	3.22	7	7	0	0	0	36.1	27	14	13	3	10	29	1	0
16	Albuquerque - AAA	6-9	4.02	22	22	0	0	0	118.2	117	60	53	11	44	124	5	0
	Colorado	0-4	4.88	8	6	0	0	0	31.1	37	29	17	7	17	22	4	0
17	Albuquerque - AAA	3-3	4.71	10	10	0	0	0	49.2	44	31	26	3	19	47	8	0
	Colorado	6-5	5.89	23	16	0	0	0	99.1	106	66	65	15	40	82	2	0
18	#Lancaster - A	0-0	6.00	1	1	0	0	0	3.0	5	2	2	0	0	2	0	0
	Albuquerque - AAA	6-8	4.94	21	21	0	0	0	105.2	105	60	58	9	47	102	3	1
	Colorado	0-0	9.35	6	1	0	0	0	8.2	15	9	9	0	7	5	1	0
19	Albuquerque - AAA	6-8	7.70	17	16	0	0	0	85.1	105	73	73	19	30	98	5	2
	Colorado	2-6	6.56	15	15	0	0	0	70.0	77	51	51	21	34	68	2	0
20	Colorado	2-1	9.28	16	0	0	0	1	21.1	32	23	22	3	9	20	4	0
Major Totals		10-16	6.40	68	38	0	0	* 1	230.2	267	178	164	46	107	197	13	0
Minor Totals		26-33	4.77	91	90	0	0	0	466.1	471	262	247	49	167	448	28	3

Injury rehab, * Only professional save on 8/26/20 at Ari (8-7 win)

Career Hitting

Yr	Club	AVG	G	AB	R	H	2B	3B	HR	RBI	SH	SF	HB	BB	SO	SB	CS	OBP	SLG	E
16	Colorado	.000	8	8	0	0	0	0	0	0	1	0	0	0	2	0	0	.000	.000	1
17	Colorado	.091	23	33	1	3	1	0	0	1	3	0	0	0	17	0	0	.091	.121	0
18	Colorado	.000	6	0	0	0	0	0	0	0	1	0	0	0	0	0	0	.000	.000	1
19	Colorado	.238	15	21	2	5	0	0	0	1	3	0	0	0	9	0	0	.238	.238	1
20	Colorado	---	16	0	0	0	0	0	0	0	0	0	0	0	0	0	0	---	---	0
Major Totals		.129	68	62	3	8	1	0	0	2	8	0	0	0	28	0	0	.129	.145	3

SINGLE-SEASON CAREER HIGH STREAKS

Scoreless Streak By Game: 3g, 8/3-8/10, 2020; **Scoreless Streak By Inning:** 8.0, 6/4-6/10, 2017;
Winning Streak: 4g, 5/11-6/10, 2017; **Losing Streak:** 5g, 6/4-9/7, 2019



KYLE HOLDER

INF
31

Age: 26 Ht.: 6-1 Wt.: 204 Bats: L Throws: R ML Service: 0.000

Born: 5/25/94 Birthplace: San Diego, CA Resides: San Diego, CA

Acquired: From the Phillies for cash, January 30, 2021.

Contract: Signed through the 2021 season and under team control through 2026.

CAREER HIGHLIGHTS

- Was selected by the Yankees in Competitive Balance Round A (30th overall) of the June 2015 first-year player draft...was rated by *Baseball America* that draft's eighth-best shortstop and 38th-best prospect overall.
- Was invited to Major League spring training camp each of the last 4 years, as a non-roster player for the Yankees from 2018-2020 and in 2021 as a member of the Reds' 40-man roster.
- In 2019 was an MiLB.com Yankees Organization All-Star.
- In 2017 struck out every 7.13 plate apps (62k, 442pa), fourth-best ratio in the Florida State League.
- Following the 2017 season played for the Scottsdale Scorpions in the prestigious Arizona Fall League (11g, .333, 3 2b, 1 3b, 1hr, 6rbi, .878ops).
- In 2016 was rated by *Baseball America* the best defensive shortstop in the South Atlantic League.
- After his first pro season was rated by *Baseball America* the 18th-best prospect in New York-Penn League.

2020 SEASON

- As a non-roster invitee to Major League camp made 14 apps for the Yankees during March exhibition games.
- Spent Summer Camp at the Yankees' alternate training site as part of their 60-player pool roster.
- Was not on the Yankees' 40-player Postseason roster.

PERSONAL: Graduated in 2012 from University City High School in San Diego, where he lettered in baseball and basketball...played the 2013 season at Grossmont College in El Cajon, CA before transferring to the University of San Diego for 2 seasons (2014-2015)...as a junior in 2015 was named West Coast Conference Player of the Year and a D1baseball.com third-team All-American (55g, .348, 14 2b, 2 3b, 4hr, 31rbi, 45r)...also that season, appeared on the Golden Spikes Award watch list and was a semi-finalist for the Brooks Wallace Award, which honors the country's best collegiate shortstop.

HOLDER'S CAREER TRANSACTIONS

- Was selected by the Yankees in Competitive Balance Round A (30th overall) of the June 2015 first-year player draft. Was signed by Roy Afenir.
- On 7-day DL with a back sprain, April 16-19 and left foot sprain, July 13-August 6, 2013.
- On 7-day DL with a right wrist sprain, April 29-May 5 and right thumb contusion, June 26-July 11, 2017.
- On 7-day DL with a lumbar spine fracture, April 5-May 24 and concussion, August 6-24, 2018.
- Was selected by the Phillies in the Major League phase of the Rule 5 Draft, December 10, 2020.
- Was acquired by the Reds for cash, January 30, 2021.

Career Hitting

Yr	Club	AVG	G	AB	R	H	2B	3B	HR	RBI	SH	SF	HB	BB	SO	SB	CS	OBP	SLG	E
15	Staten Island - A	.213	56	225	23	48	7	1	0	12	5	1	2	17	34	6	2	.273	.253	8
16	Charleston - A	.290	88	352	40	102	13	2	1	18	2	2	3	15	53	8	6	.323	.347	9
17	Tampa - A	.271	104	406	41	110	16	2	4	44	6	2	2	26	62	4	3	.317	.350	12
18	Trenton - AA	.248	32	117	10	29	4	1	1	10	4	2	1	8	15	0	1	.297	.325	0
	Charleston - A	.286	5	21	1	6	1	0	0	0	0	0	1	1	1	0	1	.318	.333	0
	Tampa - A	.267	11	45	7	12	1	0	2	12	0	0	1	6	5	1	1	.365	.422	0
19	Trenton - AA	.265	112	412	48	109	25	3	9	40	*14	1	4	41	65	7	1	.336	.405	10
Minor Totals		.264	408	1578	170	416	67	9	17	136	31	8	13	114	235	26	15	.317	.350	39

* Led Eastern League



MICHAEL

LORENZEN

@Lorenzen55

RHP / OF

21

Age: 29 Ht.: 6-3 Wt.: 217 Bats: R Throws: R ML Service: 5.159

Born: 1/4/92 Birthplace: Anaheim, CA Resides: Alexandria, KY

Acquired: Was selected in Competitive Balance Round A (38th overall) of the June 2013 first-year player draft. Was signed by Mike Misuraca.

Contract: Signed a 1-year contract through the 2021 season, avoiding arbitration, January 15, 2021. Is under team control through 2021.

CAREER HIGHLIGHTS

- Was selected by the Reds with the fifth pick of the June 2013 draft's Competitive Balance Round A...was the team's second selection (behind OF Phillip Ervin) and the draft's 38th pick overall.
- Is the only player in Reds history, whose primary position is pitcher, to appear in at least 100 games in a season (2019, 105 games).
- Is the only player in Reds history, whose primary position is pitcher, to appear in each of the first 6 games of a season (2019, PR/CF, P, PR, P, PR, P).
- Has made 6 career starts in the outfield, all in CF in 2019, and 34 apps at the 3 outfield positions (21g in CF, 8g in LF, 5g in RF)...has 1 career assist as an outfielder (CF, 9/28/19 at Pit).
- Is the first Reds player with as many as 444.1 career innings pitched to play center field since Hal Jeffcoat (474.1ip) in 1958.
- In the 8-5 Reds win on 9/4/19 vs Phi, joined Babe Ruth (6/13/1921 vs Det) as the only Major League players since 1900 to earn the win, hit a home run and play the outfield in the same game...entered in the seventh inning as the Reds' third pitcher of the game and suffered a blown save after Jay Bruce homered to tie the score at 5-5...in the bottom of the eighth hit his only HR of the season and seventh of his career, a 2-run HR off Blake Parker that extended the Reds' lead to 8-5...played center field in the top of the ninth.
- In each of the 2016 and 2017 seasons was the club's nominee for the MLBPA's Marvin Miller Man of the Year Award, which goes to the player whose on-field performance and contributions to his community most inspire others to higher levels of achievement.
- In 2016 was the Reds' nominee for MLB's prestigious Roberto Clemente Award for his contributions on and off the field...wears uniform #21 in honor of Clemente.
- In 2014 was a Southern League All-Star.
- In 2018 received votes for but did not win the Louisville Slugger Silver Slugger Award for pitchers...was trying to become the first reliever ever to win the award.
- In 2018 became only the third Reds player whose primary position was pitcher to hit 4 HR in a season... hit 2 of his 4 HR as a pinch hitter...the single-season franchise record for home runs as a pitcher remains 4 by converted outfielder Hal Jeffcoat, who hit all 4 of his HR in 1957 while in the game as a pitcher...Tom Parrott hit 4 HR in 1894, including 2 as pitcher, 1 as a LF and 1 as a 2B.
- In his career as a pinch hitter is 5-for-26 (.192, 1 2b, 3hr, 7rbi), with home runs on 4/6/17 off Phi's Adam Morgan, 6/24/18 off Chi's Mike Montgomery and 6/30/18 off Mil's Jacob Barnes (grand slam)...9 times in his career, most recently twice in 2019, entered games as a pinch hitter and remained in that game to pitch.

PINCH HIT GRAND SLAMS BY PITCHERS *

Michael Lorenzen, Cin 6/30/2018 vs Mil

Tommy Byrne, Chi	5/16/1953 at NYY
Early Wynn, Wsh	9/15/1946 at Det
Zeb Eaton, Det	7/15/1945 at NYY
Schoolboy Rowe, Phi	5/2/1943/g2 vs BosN
Mike O'Neill, StL	6/3/1902 at BosN

* More than 50% of apps as a pitcher

GRAND SLAMS BY REDS PITCHERS

Michael Lorenzen 6/30/2018 vs Mil

Anthony DeSclafani	6/23/2018 vs Chc
Bob Purkey	8/1/1959 vs Chc
Al Hollingsworth	5/28/1936 at Chc
Ice Box Chamberlain ..	4/30/1892 vs Wsh (ISP)

Lorenzen's as a pinch hitter off Mil's **Jacob Barnes**
DeSclafani's off Chi's **Brian Duensing**

PLAYERS WITH 3 PINCH-HIT HR & 100 GAMES AS PITCHER

Gary Peters	4 HR ... 359g as P	1959-1972
Michael Lorenzen ...	3 HR ... 268g as P	2015-2020
Lynn Nelson	3 HR ... 166g as P	1930-1940
Jack Stivetts	3 HR ... 387g as P	1889-1899

Notes courtesy @EliasSports

2021 REDS

2020 SEASON ON THE MOUND

- Including the Postseason, posted ERAs of 2.79 in 2 starts (9.2ip, .200oba) and 4.39 in 18 relief apps (26.2ip, .245oba).
- In his last 13 apps beginning 8/13, including 2 scoreless apps in the Wild Card Series at Atl, had an ERA of 1.74 (31ip, 23h, 12bb, 35k, .204oba).
- Including the Postseason, 8 times threw more than 1.0 inning in relief and 5 times threw at least 2.0 innings, including a season-high 4.0 innings out of the bullpen on 8/31 vs StL.
- Including the Postseason, retired the first batter in 8 of his 18 relief apps...stranded 5 of 11 inherited runners.
- Allowed a 2-run home run in each of his first 3 apps of the season (2.2ip, Miguel Cabrera, C.J. Cron, Javier Báez)...including the Postseason, didn't allow a homer the rest of the year (17g, 33.2ip).
- 3 times during the regular season pitched on consecutive days (7/25-7/26, 8/8-8/9, 9/5-9/6) and pitched in both games of the Wild Card Series at Atl...never in his career has pitched on 3 consecutive days.
- Made his starts in consecutive apps on 9/15 vs Pit (4-1 win) and 9/20 vs WSox (7-3 win, career-high 8 strikeouts).
- Were his first starts since 2018, when he made his final 3 apps in the rotation after beginning that season with 42 apps in relief...between those 3 starts in 2018 and the 2 starts in 2020 made 88 consecutive apps in relief (3.38era, .228oba).
- In the 7-5 loss on 8/31 vs StL entered the game in the fourth inning in relief of starter Anthony DeSclafani and didn't allow a run in 4.0 innings, his longest outing since a start on 9/29/18 vs Pit (5.2ip) and his longest appearance out of the bullpen since he threw a career-high 4.1 innings in relief on 8/14/18 vs Cle.
- Earned the 7-2 win on 9/25 at Min that clinched the Reds' first Postseason appearance since 2013...entered in the fourth inning in relief of starter Tyler Mahle and threw 3.1 innings, his third relief appearance of the season of at least that length.
- In the 13-inning, 1-0 loss at Atl in Game 1 of the Wild Card Series threw scoreless 11th and 12th innings...was the longest 1-0 game in Postseason history.
- In the eighth inning of the Game 2 of the Wild Card Series at Atl, recorded the Reds' final 2 outs of the 5-0 loss.

2020 SEASON IN THE FIELD

- Appeared in 23 games during the regular season, including 17 times as a pitcher only, once as a pitcher/pinch runner (7/26 vs Det), twice as a pinch runner (8/12 vs KC & 9/22 vs Mil), once as a pinch runner/defensive replacement in CF (9/27 at Min) and twice as a defensive replacement in CF (9/1 vs StL, 9/2 vs StL).
- Made his last appearance on defense in the final game of the regular season, a 5-3 win at Min...in the top of the 10th inning replaced Jesse Winker as the automatic pinch runner at 2B and scored the go-ahead run on Tucker Barnhart's RBI-single...played CF in the bottom of the 10th.
- In the top of the eighth inning of the 16-2 loss vs StL on 9/1, entered the game in CF...led off the bottom of the ninth, and in his only plate appearance of the season was hit by a Seth Elledge pitch and scored a run.
- In the top of the ninth inning of the 3-2 loss on 7/26 to the Tigers entered the game as a pitcher, then pinch ran in the bottom of the inning for designated hitter Jesse Winker...became the first pitcher already in a game to pinch run for the DH since Oak's Keith Atherton did it on 7/23/84 at Min.
- Made 4 apps as a pinch runner, his last in the season finale on 9/27 at Min.

2019 SEASON ON THE MOUND

- Led the pitching staff in apps with 73, a new career high.
- Ranked second in the National League and fifth in the Major Leagues in relief innings pitched (83.1), just 1 out behind NL leader Junior Guerra of the Brewers (83.2)...his career-high 73 apps ranked T5th in the NL and T9th in the majors.
- In 33 apps after the All-Star break posted an ERA of 1.91 (37.2ip, 22h, 8er, 16bb, 40k, 2hr, .172baa).
- Posted ERAs of 1.60 on the road (39g, 45ip, 32h, 8er, 14bb, 44k, 3hr, .198baa) and 4.46 at Great American Ball Park (34g, 38.1ip, 36h, 19er, 14bb, 41k, 6hr, .248baa).
- Produced 7 saves, his last in the 3-1 win on 9/29 at Pit in the 2019 season finale...in wins on 6/17 & 6/18 vs Hou, for the only time in his career produced saves in consecutive apps.
- 15 times pitched on consecutive days...never in his career has pitched on 3 consecutive days.
- 32 times threw more than 1.0 inning and 14 times threw at least 2.0 IP, including a season-high of 2.1 innings on 3/31 vs Pit in his first appearance of the year.
- Didn't allow a run in any of his last 5 apps of the season (7.1ip, 3h, 0bb, 8k, .125baa), dropping ERA from 3.20 to season-ending 2.92.
- Appeared in 12 of the Reds' last 16 games of the season, including 5 starts in CF...in that span pitched 6 times and in 10 of the 12 games in which he appeared played CF for at least 1 inning.

HOME RUNS AS A HITTER (7)

Date	Pitcher
9/4/19 vs Phi	Blake Parker
8/29/18 vs Mil	Taylor Williams
6/30/18 vs Mil *^	Jacob Barnes
6/29/18 vs Mil	Chase Anderson
6/24/18 vs Chc *	Mike Montgomery
4/6/17 vs Phi *	Adam Morgan
8/19/16 vs LAD	Pedro Báez

*^ Pinch-hit grand slam, * Pinch-hit HR

GRAND SLAMS (1)

6/30/18 vs Mil ^	Jacob Barnes
------------------	--------------

^ Pinch-hit grand slam

PINCH-HIT HOMERS (3)

6/30/18 vs Mil ^	Jacob Barnes
6/24/18 vs Chc	Mike Montgomery
4/6/17 vs Phi	Adam Morgan

^ Pinch-hit grand slam

2019 SEASON IN THE FIELD

- Became the first player in Reds history, whose primary position is pitcher, to appear in at least 100 games in a season...played in 105 of the Reds' 162 games (73g at P, 18g in CF, 8g in LF, 4g in RF, 13g as pinch runner, 6g as a pinch hitter)...made 6 starts in CF.
- Became the first player in Reds history, whose primary position is pitcher, to appear in each of the first 6 games of a season (PR/CF, P, PR, P, PR, P).
- Started in CF in 5 of the Reds' last 14 games of the season, including 3 straight starts in CF from 9/14-9/16.
- In the 8-5 win on 9/4 vs Phi, joined Babe Ruth (6/13/1921 vs Det) as the only Major League players since 1900 to earn the win, hit a home run and play the outfield in the same game...entered in the seventh inning as the Reds' third pitcher of the game and suffered a blown save after Jay Bruce homered to tie the score at 5-5...in the bottom of the eighth hit his only HR of the season and seventh of his career, a 2-run HR off Blake Parker that extended the Reds' lead to 8-5...played center field in the top of the ninth.
- In the 6-5 loss on 9/27 at Pit started in CF...pitched a hitless seventh inning to keep the score tied at 4-4...in the top of the eighth, produced an RBI-single off Francisco Liriano that gave the Reds a 5-4 lead...returned to the mound for his second inning and retired all 3 batters in the eighth...played CF for the ninth...was in line to earn the win until Kevin Newman's 2-out, 2-run walkoff HR off Raisel Iglesias...became the third pitcher in 2019 to start a game in CF and then pitch (Bal's Stevie Wilkerson, 7/25 at LAA & 8/10 vs Hou; Phi's Roman Quinn, 8/2 vs WSox).
- In the 12-inning, 4-2 win on 9/28 at Pit played CF the final 5 innings...went 1-for-3...in the eighth inning recorded his first career assist as an outfielder.
- Twice entered games as a pinch hitter and remained in that game to pitch...on 4/9 vs Mia walked vs Wei-Yin Chen, scored and remained in the game to pitch the last 2.0 innings...in the top of the sixth on 4/15 at LAD struck out vs Clayton Kershaw and then pitched to 2 batters in the bottom of the inning.
- In the bottom of the ninth of 4-3 win on 9/8 vs Ari pinch hit and doubled off T.J. McFarland to drive in the game-ending run...was his fifth career pinch hit, his only pinch hit of this season, and his first career walkoff hit.
- In the 6-1 win on 8/17 vs STL, became the first Reds relief pitcher with 2 hits in a game since Randy Keisler on 6/7/2005 vs TB (excluding the recent pitching apps of position players Kyle Farmer & Scooter Gennett).
- Recorded 5 stolen bases, including 3 steals as a pinch runner...in the ninth inning of the 1-0 loss at NYM on 5/2, with Noah Syndergaard pitching, pinch ran and recorded the first stolen base of his career...was the first steal by a Reds pitcher since Tony Cingrani did it on 9/5/13 vs STL.
- Went 5-for-13 with runners in scoring position (.385, 2 2b, 4rbi).

2018: Made his first 42 apps of the season in relief (3-1-1, 3.21, 67.1ip) and his last 3 apps as a starter (1-1, 2.63, 13.2ip)...the Reds went 2-1 in his 3 starts...his 3-1 win on 9/18 at Mil was his first start since 2015, when during that rookie season he made 21 starts and 6 relief apps...between starts on 9/16/15 at SF and 9/18/18 at Mil, made 151 consecutive apps in relief (13-6, 3.60)...while pitching out of the bullpen made 20 apps of more than 1.0 inning and 15 apps of at least 2.0 innings, including apps of 3.0 innings 3 times, 4.0 innings twice and a career-high 4.1 innings in relief on 8/14 vs Cle...in the 7-2 win on 6/1 at SD threw 4.0 innings in relief of starter Tyler Mahle to earn his only save of the season and third of his career...was the longest relief appearance of his career to that point and the first 4-inning save by a Reds pitcher since Elmer Dessens threw the last 4.0 innings of Ron Villone's 11-5 win vs SD on 6/24/2000 at Cinergy Field...entered the 8-1 loss on 8/14 vs Cle in the second inning in relief of starter Sal Romano and threw 4.1 innings, a new career high out of the bullpen and tied for the longest relief outing by a Reds reliever in 2018 (Keury Mella, 8/2 at Wsh)...8 times pitched consecutive days...never in his career has pitched on 3 straight days...fell short in his bid to become the first relief pitcher ever to win a Silver Slugger Award...among all batters whose primary position was pitcher, led the Major Leagues in HR (4), RBI (10) and slugging percentage (.710) while ranking second in batting average (.290) and third in on-base percentage (.333)...before joining the rotation for his last 3 apps, was trying to become the first player in the live ball era to produce at least 4 HR in a season without starting a game...hit 2 of his 4 HR as a pitcher and his other 2 HR as a pinch-hitter...on 6/30 off Mil's Jacob Barnes became the first pitcher to hit a pinch-hit grand slam since Tommy Byrne of the White Sox did it on 5/16/1953 at Yankee Stadium...as a pinch hitter went 3-for-13 (2hr, 5rbi), with home runs on 6/24 off Chi's Mike Montgomery and 6/30 off Mil's Jacob Barnes (grand slam)...over 5 consecutive plate apps from 6/7-6/30, he singled, homered (pinch hit), walked, homered and homered (pinch-hit grand slam)...became the first Major League pitcher to homer in 3 consecutive at bats since Col's Mike Hampton in 2001...from 6/24-6/30, homered in 3 straight at bats over 4 apps (HR, walk, HR, HR)...on 6/7 vs Col pinch hit and produced a 116.5-mile-per-hour single off Tyler Anderson, the hardest-hit ball in the Statcast era by any Reds batter or by any Major League pitcher...in the top of the ninth inning of the 10-3 loss on 8/13 vs Cle played right field, his first Major League appearance at a defensive position other than pitcher, and singled...in spring training made 4 apps before he suffered a right shoulder strain...was disabled on Opening Day...didn't make his season debut until 5/23 vs Pit.

2017: Led the pitching staff with 8 wins and 70 apps, both career highs...ranked T5th in the National League in wild pitches (12) and 15th in apps...posted a 2.93 ERA prior to the All-Star break (37g) and a 6.32 ERA during the season's second half (33g)...earned his first 2 Major League saves, in the 7-5 win on 4/15 vs Mil and in the 5-2 win on 9/17 vs Pit...in 20 of his 70 apps threw more than 1.0 inning...twice threw a season-high 3.0 innings (4/10 at Pit, 5/30 at Tor), once threw 2.1 innings (7/28 at Mia) and 9 more times threw 2.0 innings...10 times pitched on consecutive days...never in his career has pitched 3 straight days...inherited the bases loaded 4 times, a staff high, and stranded 11 of the 12 runners...in the 7-1 win on 4/10 at Pit combined with Cody Reed (3ip) and Wandy Peralta (1ip) to throw 7.0 perfect innings...Reds relievers threw 7.0 hitless innings in a game for the first time in modern franchise history...in his first appearance of the second half (7/15 vs Wsh) allowed 6 earned runs, his career high out of the bullpen, while recording just 1 out...following that outing, his season ERA rose from 2.93 to 4.08 and didn't drop below 3.78 (7/22) the rest of the season...3 times was used as a pinch hitter, on 4/6 vs Phi (HR off Adam Morgan), 4/16 vs Mil (6-3 off Wily Peralta) and 6/6 vs StL (1-3 off John Gant)...in the sixth inning of the 7-4 win 4/6 vs Phi produced a pinch-hit HR off Adam Morgan that snapped the 4-4 tie...was the first pinch-hit HR by any Major League pitcher since Cin's Micah Owings homered off StL's Ryan Franklin on 5/10/09 and the first pinch-hit HR by any Reds batter since Adam Duvall on 8/31/15 off Chi's Justin Grimm...was the club's nominee for the MLBPA's Marvin Miller Award, which goes to the player whose on-field performance and contributions to his community most inspire others to higher levels of achievement.

2016: In his first full season as a reliever posted a 2.88 ERA over 35 apps...in 12 of his 35 apps threw at least 2.0 innings, with a career-high of 3.0 innings in relief on 6/30 at Wsh, and 15 times threw more than 1.0 inning...the day before Opening Day went on the disabled list with a sprained right elbow that limited him to 1 spring training appearance...didn't make his season debut for the Reds until 6/24 vs SD...his father, Cliff Lorenzen, died on 8/17...2 days later came off the bereavement list, threw 1.2 scoreless innings in that night's 9-2 win vs LAD and also hit his first career home run (3-run off Pedro Baez)...was the only home run by a Reds pitcher all season...was the Reds' nominee for Major League Baseball's prestigious Roberto Clemente Award for his contributions on and off the field...MLB and the Players' Association donated \$7,500 to the Dragonfly Foundation in Michael's name...also was the club's nominee for the MLBPA's Marvin Miller Man of the Year Award.

2015: In his Major League debut made 21 starts and 6 relief apps...was 1 of 9 rookie pitchers who combined for 110 starts for the Reds, both single-season modern club records...the Reds' season-ending streak of 64 consecutive starts by rookies, beginning 7/29, is a modern Major League record...was 1 of 5 Reds pitchers to start in his Major League debut (Raisel Iglesias, John Lamb, Jon Moscot, Josh Smith)...among National League rookie pitching leaders ranked 10th in ERA, T5th in starts, seventh in innings pitched and strikeouts and 10th in opponents' BA (.292)...made his first 3 apps of the season for the Reds as a starter (1-1, 2.81), followed by relief apps on 5/15 and 5/20...from 5/26-9/16 made 18 consecutive apps as a starter (3-8, 5.92) and then beginning 9/24 finished the season with 4 relief apps (4.2ip, 1 er)...posted 7 quality starts...began the season at Louisville (3gs, 2-1, 2.84)...was promoted on 4/29 and in that night's 8-3 loss started vs the Brewers in his Major League debut after just 49 minor league apps...on 8/13 returned to the Bats for 3 minor league starts and went 2-1, 1.13 before he was promoted again on 8/31...following a 5-3 loss at SF on 9/16, returned to the bullpen after going 1-1, 6.00 in 4 starts following that 8/31 promotion...in his big league debut on 4/29 vs Mil, his first strikeout victim was pitcher Matt Garza...with 2 outs in the bottom of the second inning singled off Garza to become the first Reds pitcher with a hit in his first career plate appearance since Jose Arredondo on 7/29/11 vs SF...in his second start, a 7-1 win at Pit on 5/5, earned his first Major League victory...went 1-1, 2.81 in his 3 starts before a relief appearance vs SF on 5/15...in the fifth inning of that 10-2 loss to the Giants, grounded out as a pinch hitter and then pitched the sixth and seventh innings...excluding non-pitchers, became the first player to pinch hit and pitch in the same game since SF's David Huff on 5/26/14 vs Cubs and the first Red to do it since Micah Owings on 6/15/2010 vs LAD...in spring training went 3-0, 1.80 in 2 starts and 4 relief apps (15ip, 12h, 10bb, 9k)...was a non-roster invitee to Major League spring training camp...as one of the final roster moves prior to Opening Day was reassigned to minor league camp the day the team left Goodyear.

MINOR LEAGUES

2014: In just his second professional season made all 24 of his starts at Pensacola in his first extended action at Class AA...was a Southern League All-Star...with a sterling 3.13era ranked third in the SL and third among all Reds minor league pitchers...was a non-roster invitee to spring training, his first Major League camp...**2013:** In his first professional season pitched at 4 different levels and in 1 start and 21 relief apps combined to post a 3.00era and 4 saves...following the season pitched for Glendale in the prestigious Arizona Fall League (6gs, 0-3, 11.42, 17.1ip, 29h, 12bb, 5k)...participated in the AFL's Fall Stars Game.

PERSONAL: Graduated from Fullerton (CA) High School...pitched and played outfield at Cal State-Fullerton, where in 2013 he posted 19 saves in 22 apps as a pitcher (3-0, 1.99, 22.2ip, 17h, 4bb, 20k) and in 59 apps as an outfielder hit .335 (7hr, 53rbi, 12sb)...with 35 career saves established a school record...following the 2013 collegiate season was 1 of 5 finalists for the National Collegiate Baseball Writers' Association Stopper of the Year Award, 1 of 12 players named to the John Olerud Two-Way Player of the Year Award watch list, a Golden Spikes Award semifinalist, a Louisville Slugger first-team All-America selection and All-Big West Conference for the second straight season...was a collegiate teammate of Athletics 3B Matt Chapman... follow on Twitter at @Lorenzen55.

LORENZEN'S CAREER TRANSACTIONS

- Was selected by the Reds in Competitive Balance Round A (38th overall) of the June 2013 first-year player draft. Was signed by Mike Misuraca.
- On disabled list with a sprained ulnar collateral ligament and tendinitis in his right elbow, April 3-June 21, 2016; was transferred to the 60-day disabled list, April 25; included a rehab assignment at Louisville, June 13-21.
- On bereavement list, August 16-18, 2016.
- On disabled list with a right shoulder strain, March 29-May 22, 2018; included a rehabilitation assignment at Pensacola, May 14-22.

CAREER FIELDING								
Pos.	Pct.	G	PO	A	E	TC	DP	PB
P	.973	268	58	52	3	113	6	-
RF	1.000	5	2	0	0	2	0	-
CF	1.000	21	23	* 1	0	24	0	-
LF	1.000	8	3	0	0	3	0	-

* Only career outfield assist on 9/28/19 at Pit.

Career Pitching

Yr	Club	W-L	ERA	G	GS	CG	SHO	SV	IP	H	R	ER	HR	BB	SO	WP	BK
13	AZL Reds - R	0-0	0.00	1	1	0	0	0	1.0	1	1	0	0	0	1	0	0
	Dayton - A	1-0	0.00	9	0	0	0	2	8.1	7	0	0	0	2	7	0	0
	Bakersfield - A	0-1	6.35	5	0	0	0	2	5.2	6	4	4	1	5	6	0	0
	Pensacola - AA	0-0	4.50	7	0	0	0	0	6.0	6	3	3	1	6	5	0	0
14	Pensacola - AA	4-6	3.13	24	24	0	0	0	120.2	112	50	42	9	44	84	7	0
15	Louisville - AAA	4-2	1.88	6	6	1	1	0	43.0	34	9	9	3	8	19	2	0
	Cincinnati	4-9	5.40	27	21	0	0	0	113.1	131	70	68	18	57	83	4	0
16	#Louisville - AAA	0-0	0.00	4	0	0	0	1	4.0	2	0	0	0	0	7	0	0
	Cincinnati	2-1	2.88	35	0	0	0	0	50.0	41	16	16	5	13	48	2	2
17	Cincinnati	8-4	4.45	70	0	0	0	2	83.0	78	43	41	9	34	80	12	1
18	#Pensacola - AA	0-0	0.00	3	0	0	0	0	4.0	1	0	0	0	1	3	1	0
	Cincinnati	4-2	3.11	45	3	0	0	1	81.0	78	32	28	6	34	54	2	0
19	Cincinnati	1-4	2.92	73	0	0	0	7	83.1	68	29	27	9	28	85	2	0
20	Cincinnati	3-1	4.28	18	2	0	0	0	33.2	30	17	16	3	17	35	2	1
Major Totals		22-21	3.97	268	26	0	0	10	444.1	426	207	196	50	183	385	24	4
Minor Totals		9-9	2.71	59	31	1	1	5	192.2	169	67	58	14	66	132	10	0

Injury rehab

Wild Card Series Record

Yr	Club, Opponent	W-L	ERA	G	GS	CG	SHO	SV	IP	H	R	ER	HR	BB	SO	WP	BK
20	Cin at Atl	0-0	0.00	2	0	0	0	0	2.2	2	0	0	0	0	6	1	0

Career Hitting

Yr	Club	AVG	G	AB	R	H	2B	3B	HR	RBI	SH	SF	HB	BB	SO	SB	CS	OBP	SLG	E
15	Cincinnati	.250	33	36	4	9	0	1	0	4	4	0	1	0	13	0	0	.270	.306	0
16	Cincinnati	.200	36	5	1	1	0	0	1	3	0	0	0	0	2	0	0	.200	.800	1
17	Cincinnati	.167	73	12	1	2	0	0	1	1	0	0	0	5	0	0	0	.167	.417	0
18	Cincinnati	.290	55	31	5	9	1	0	* 4	* 10	1	0	0	2	9	0	0	.333	*.710	1
19	Cincinnati	.208	105	48	6	10	2	0	1	6	0	0	0	5	17	5	2	.283	.313	1
20	Cincinnati	.000	23	0	2	0	0	0	0	0	0	0	1	0	0	0	0	1.000	.000	0
Career Totals		.235	325	132	19	31	3	1	7	24	5	0	2	7	46	5	2	.284	.432	3
Carer as Pinch Hitter		.192	29	26	4	5	1	0	3	7	1	0	0	2	10	0	0	.250	.577	-

* In 2018 led the Major Leagues in HR, RBI and SLG by batters whose primary position was pitcher
Only career triple on 6/11/15 at Cubs (off Tsuyoshi Wada)

SINGLE-SEASON CAREER HIGH STREAKS

Scoreless Streak By Game: 11g, 4/6-5/1, 2019; **Scoreless Streak By Inning:** 14.1, 4/6-5/3, 2019;
Winning Streak: 5g, 6/19-8/24, 2017; **Losing Streak:** 6g, 7/3-8/11, 2015



TYLER MAHLE

@tylermahle

RHP
30

Age: 26 **Ht.:** 6-3 **Wt.:** 210 **Bats:** R **Throws:** R **ML Service:** 3.018

Born: 9/29/94 **Birthplace:** Newport Beach, CA **Resides:** Huntington Beach, CA

Acquired: Was selected in the seventh round of the June 2013 first-year player draft. Was signed by Mike Misuraca.

Contract: Signed a 1-year contract through the 2021 season, avoiding arbitration, January 15, 2021. Is under team control through 2023.

CAREER HIGHLIGHTS

- Last name rhymes with rally.
- At 26 years old already has completed 4 Major League seasons.
- Made 61 of his 62 Major League apps as a starting pitcher, including each of his first 54 apps and each of his last 7 apps.
- In the minor leagues threw a no-hitter on 6/13/16 for Class A Daytona at Jupiter in which he faced the minimum 27 batters (4-0 win, 6k, 1hbp, 105 pitches) and a 9-inning perfect game on 4/22/17 for Class AA Pensacola at Mobile (1-0 win, 8k, 88 pitches, 68 strikes)...was Florida State League Pitcher of the Week following his no-hitter and Southern League Pitcher of the Week following his perfect game.
- In 2015 received the Sheldon "Chief" Bender Award as the Reds' Minor League Player of the Year, was a *Baseball America* Low Class A All-Star, a Midwest League All-Star, the organization and MiLB.com's Minor League Pitcher of the Month for July and Midwest League Pitcher of the Week for 6/2-6/8.
- In 2017 was a *Baseball America* Minor League All-Star, MLB Pipeline.com's Reds Minor League Pitcher of the Year, the organization's Minor League Pitcher of the Year and Pitcher of the Month for April, a mid-season Southern League All-Star and Minor League Baseball's Southern League Pitcher of the Month for April.
- Following the 2016 and 2017 seasons was rated by *Baseball America* the Reds minor league pitcher with the best control...his control also was rated the best in the Southern League.
- In 2014 was a *Baseball America* Rookie All-Star, a Pioneer League All-Star and PL Pitcher of the Week for 8/19-8/25, 2014.
- His 2.43 ERA in 2015 still ranks as the second-best single-season mark in Class A Dayton history (Zach Ward, 2.29, 2006)...Mahle remains the only starting pitcher in Dragons history named to the Midwest League's post-season All-Star team.

SHELDON "CHIEF" BENDER AWARD REDS MINOR LEAGUE PLAYER OF THE YEAR

2020	No minor league season
2019	Aristides Aquino, OF
2018	Ibanel Isabel, IF/OF
2017	Nick Senzel, 3B
2016	Aristides Aquino, OF
2015	Tyler Mahle, RHP
2014	Ben Lively, RHP
2013	Seth Mejias-Brean, 3B
2012	Billy Hamilton, SS
2011	Billy Hamilton, SS
2010	Devin Mesoraco, C
2009	Chris Heisey, OF
2008	Chris Valaika, SS
2007	Jay Bruce, OF
2006	Homer Bailey, RHP
2005	Chris Denorfia, OF
2004	Richie Gardner, RHP
2003	Stephen Smitherman, OF
2002	Brandon Larson, 3B
2001	Adam Dunn, OF
2000	Austin Kearns, OF

2020 SEASON

- Made his third consecutive Opening Day roster.
- At age 25, pitched in his fourth Major League season.
- Opponents hit just .198.
- Pitched out of the starting rotation in each of his first 2 apps (0-0, 1.80, .194oba) and in each of his last 7 apps (2-2, 3.67, .198oba).
- In the first relief appearance of his Major League career, following 54 consecutive starts, entered the 5-4 loss on 8/12 vs KC in the second inning to replace starter Wade Miley...threw 63 pitches in 3.1 innings (2h, 3er, 3bb, 6k, Salvador Perez solo HR).
- Was his first professional relief appearance since 2015, when he made 26 starts and 1 relief appearance.
- From 8/28-9/8 produced 3 consecutive quality starts, tying his career high (1-1, 3.48).
- Didn't allow a home run in any of his last 4 apps of the regular season (17.2ip).
- Was on the Reds' Wild Card Series roster but didn't pitch in the 2-game series sweep loss at Atl.

2019 SEASON

- Made his second consecutive Opening Day roster...started the Reds' sixth game, on 4/4 at Pit, and threw 6.0 shutout innings (5h, 0bb, 5k).
- Went 2-10, 4.93 in 19 starts before he went on the 10-day injured list on 7/22 with a left hamstring strain.
- On 8/16 and 8/21 made rehabilitation starts for Louisville before he was reinstated from the IL and optioned to Louisville on 8/22...made 1 more start for the Bats before he was added to the Reds' roster on 9/1 to start the day game of the day/night doubleheader at StL.
- In 6 starts for the Reds after that September callup went 1-2, 5.93...the Reds won 3 of his last 4 starts of the season.
- Celebrated his 25th birthday with a 3-1 win at Pit on the final day of the season, snapping his career-high 7-game losing streak (6/7-9/25)...was the longest losing streak by a Reds pitcher in 2019.
- Was announced as the season finale's starting pitcher fewer than 24 hours before first pitch...filled that spot in the rotation vacated by RHP Trevor Bauer, who for the second consecutive day was scratched because of illness.
- In consecutive starts on 5/2 and 5/7, suffered the 1-0 loss at NYM in which Noah Syndergaard became just the seventh pitcher in Major League history to homer in a 1-0 complete game and then a 2-0 loss at Oak in which Mike Fiers threw his second career no-hitter...in those 2 games, Reds batters combined to go 4-for-57 (.070).

10-STRIKEOUT GAMES (4)

Date	Strikeouts
6/30/18 vs Mil (5.2ip)	12
8/28/20 vs Chc (6.2)	11
4/24/18 vs Atl (6ip)	11
9/8/20 at Chc (7.0)	10

2018: Among National League rookie pitching leaders ranked ninth in ERA, T2nd in wins, T5th in starts, eighth in innings pitched, sixth in strikeouts and ninth in opponents' batting average...was on the Opening Day roster and went 7-9, 4.95 in 22 starts before he was optioned to Louisville on 8/3...when optioned to Louisville was leading the staff with 7 wins, was tied with Sal Romano for the staff lead with 7 quality starts and was leading all National League rookies in wins, starts, innings pitched and strikeouts while ranking sixth in ERA...was recalled from Louisville after the minor league season ended but was hampered by right shoulder fatigue and made just 1 appearance following that 9/4 promotion, started the 7-6 loss on 9/9 vs SD (3ip, 5h, 2er, 3bb, 5k, 1hr)...from 6/1-7/6 went 4-0, 2.04 in the first winning streak of his career, tying Anthony DeSclafani and Matt Harvey for the longest winning streak by a Reds starter in 2018...his career-high 12 strikeouts in the 12-3 win on 6/30 vs Mil were the most by a Reds pitcher in 2018, the most by a Reds pitcher since rookie LHP Amir Garrett had 12 strikeouts on 4/19/17 vs Bal and the most by a Reds righthander since rookie Raisel Iglesias had 13 strikeouts on 8/23/15 vs Ari...in the 12-inning, 9-7 win on 4/24 vs Atl, took a 5-0 lead and a no-hitter into the seventh before Freddie Freeman led off the inning with a solo HR...was the victim of a blown save when the Braves tied it at 7-7 with 4 runs in the ninth inning off Amir Garrett and Raisel Iglesias, including a second home run by Freeman, but the Reds won it on Scooter Gennett's 2-run, walkoff home run off Max Fried...his third-inning single in the 5-0 loss on 4/8 at Pit was the only Reds hit in Jameson Taillon's first career complete game...was the first Reds pitcher to record the team's only hit in a game hit since Earl Yingling did it on 9/19/1914 at Brooklyn Robins...was 1 of 5 rookies on the Opening Day roster (RHP Jackson Stephens, RHP Zack Weiss, OF Phillip Ervin, OF Jesse Winker) and the only rookie to begin the 2018 season in the Reds' starting rotation...entered the season rated by *Baseball America* the fourth-best prospect in the organization.

2017: Was a *Baseball America* Minor League All-Star, MLB Pipeline.com's Reds Minor League Pitcher of the Year, the organization's Minor League Pitcher of the year and a mid-season Southern League All-Star... following the season was rated the 13th-best prospect in the Southern League, and his control was rated the best in the SL...in his Major League debut, from 8/27-9/13 made all his 4 starts for the Reds...spent most of the season at Pensacola and Louisville, where he combined to finish 10-7, 2.06 in 24 starts (144.1ip, 109h, 30bb, 138k, 9hr)...led the organization in ERA while ranking T3rd in wins and fourth in strikeouts... among all minor league pitchers ranked eighth in ERA and sixth in WHIP (0.96)...was Cin and Minor League Baseball's Southern League Pitcher of the Month for April (5gs, 4-0, 0.55)...when promoted to Louisville on 6/22 led the Southern League in innings pitched and WHIP (0.87) while ranking among the leaders in ERA (2nd), strikeouts (2nd), opponents' BA (.190, 2nd) and wins (3rd)...in a 1-0 win at Mobile on 4/22 threw the first perfect game Blue Wahoos history and the second 9-inning perfect game in Southern League history (8/14/1970, Montgomery's Charles Swanson vs Savannah)...went to a 3-ball count just once (8k, 88 pitches, 68 strikes)...following the perfect game was named Southern League Pitcher of the Week...made his Major League debut in a 5-2 loss on 8/27 vs Pit (5ip, 4h, 3er, 4bb, 5k)...struck out his second batter (Adam Frazier) and in his second plate appearance singled off Jameson Taillon for his first career hit...recorded his first Major League win in his fourth and final start of the season, threw 5.0 shutout innings in a 6-0 win on 9/13 at StL (4h, 3bb, 4k)...entered the season rated by *Baseball America* the Reds' minor league pitcher with the best control.

MINOR LEAGUES

2016: In 27 starts at Class A Daytona and Class AA Pensacola combined to finish 14-6, 3.64...began the season at Daytona and was promoted on 6/2...among all Reds minor league pitchers tied for the lead in wins (Tejay Antone) while ranking third in strikeouts (141 in 150.2ip) and seventh in ERA...at Daytona was Florida State League Pitcher of the Week for 6/13-6/19 following a no-hitter on 6/13 at Jupiter in which he faced the minimum number of batters in the 4-0 win (9ip, 6k, 1hbp, 105 pitches)...on 12/9 was invited to 2017 Major League spring training camp, his first...**2015:** Spent the season at Class A Dayton and earned the Sheldon "Chief" Bender Award as the Reds' Minor League Player of the Year...was a *Baseball America* Low Class A All-Star and Midwest League All-Star...was rated by *Baseball America* the pitcher in the system with the Best Control...ranked among all Reds minor league pitchers in wins (13, 1st), ERA (2.43, 1st) and strikeouts (135, 2nd)...his 2.43 ERA was the second-best single-season mark in Dayton history (Zach Ward, 2.29, 2006)...was the organization and MiLB.com's Minor League Pitcher of the Month for July (5gs, 4-0, 0.58)...was named Midwest League Pitcher of the Week for 6/1-6/8...**2014:** At Billings was a *Baseball America* Rookie All-Star and Pioneer League All-Star...ranked among Pioneer League leaders in CG (1st, 2), SHO (1st, 2), ERA (2nd, 3.87), strikeouts (3rd, 71), WHIP (4th, 1.24), innings pitched (5th, 76.2) and BA against (5th, .263)...was the league's Pitcher of the Week for 8/18-8/25.

PERSONAL: Graduated from Westminster (CA) High School...his brother Greg, a lefthanded pitcher, was drafted by the Angels in the 15th round of the June 2014 first-year player draft...follow on Twitter @tylermahle.

MAHLE'S CAREER TRANSACTIONS

- Was selected by the Reds in the seventh round of the June 2013 first-year player draft. Was signed by Mike Misuraca.
- On 10-day injured list with a left hamstring strain, July 22-August 21, 2019; included a rehabilitation assignment at Louisville, August 16-21.

Career Pitching

Yr	Club	W-L	ERA	G	GS	CG	SHO	SV	IP	H	R	ER	HR	BB	SO	WP	BK
13	AZL Reds - R	1-3	2.36	12	4	0	0	0	34.1	32	18	9	0	8	30	2	0
14	Billings - R	5-4	3.87	15	15	*2	*2	0	76.2	80	43	33	5	15	71	5	1
15	Dayton - A	13-8	2.43	27	26	0	0	0	152.0	145	54	41	7	25	135	3	1
16	Daytona - A	8-3	2.50	13	13	1	1	0	79.1	58	24	22	6	17	76	2	0
	Pensacola - AA	6-3	4.92	14	14	0	0	0	71.1	78	45	39	12	20	65	2	0
17	Pensacola - AA	7-3	1.59	14	14	1	1	0	85.0	57	15	5	5	17	87	0	0
	Louisville - AAA	3-4	2.73	10	10	0	0	0	59.1	52	24	18	4	13	51	5	0
	Cincinnati	1-2	2.70	4	4	0	0	0	20.0	19	6	6	0	11	14	1	0
18	Louisville - AAA	2-1	2.73	5	5	0	0	0	29.2	22	9	9	4	11	20	3	0
	Cincinnati	7-9	4.98	23	23	0	0	0	112.0	125	68	62	22	53	110	1	0
19	Cincinnati	3-12	5.14	25	25	0	0	0	129.2	136	82	74	25	34	129	2	1
	Louisville	1-2	4.00	3	3	0	0	0	9.0	8	4	4	0	3	13	0	0
20	Cincinnati	2-2	3.59	10	9	0	0	0	47.2	34	21	19	6	21	60	2	1
Major Totals		13-25	4.68	62	^61	0	0	0	309.1	314	177	161	53	119	313	6	2
Minor Totals		46-31	2.87	113	104	4	4	0	596.2	532	236	190	43	129	548	22	2

* Led Pioneer League, ^ Only Major League relief appearance on 8/12/20 vs KC

Wild Card Series Record

Yr	Club, Opponent	W-L	ERA	G	GS	CG	SHO	SV	IP	H	R	ER	HR	BB	SO	WP	BK
20	Cin at Atl	0-0	--	0	0	0	0	0	0.0	0	0	0	0	0	0	0	0

Was on the Postseason roster but did not appear in the 2-0 series sweep loss

Career Hitting

Yr	Club	AVG	G	AB	R	H	2B	3B	HR	RBI	SH	SF	HB	BB	SO	SB	CS	OBP	SLG	E
17	Cincinnati	.143	4	7	1	1	0	0	0	0	0	0	1	0	2	0	0	.250	.143	0
18	Cincinnati	.103	24	29	0	3	1	0	0	0	3	0	0	2	10	0	0	.161	.138	1
19	Cincinnati	.088	27	34	4	3	1	0	0	0	6	0	0	1	19	0	0	.114	.118	1
20	Cincinnati	---	10	0	0	0	0	0	0	0	0	0	0	0	0	0	0	---	---	0
Career Totals		.100	65	70	5	7	2	0	0	9	0	1	3	31	0	0	0	.149	.129	2

SINGLE-SEASON CAREER HIGH STREAKS

Scoreless Streak By Game: None; **Scoreless Streak By Inning:** 8.0 (2x), 4/18-4/24, 2018 & 4/4-4/10, 2019;
Winning Streak: 4g, 6/1-7/6, 2018; **Losing Streak:** 7g, 6/7-9/25, 2019



WADE MILEY

LHP
22

Age: 34 Ht.: 6-2 Wt.: 220 Bats: L Throws: L ML Service: 9.025

Born: 11/13/86 Birthplace: Hammond, LA Resides: Loranger, LA

Acquired: Was signed to a 2-year contract through the 2021 season, with a club option for 2022, December 18, 2019.

Contract: Signed through the 2021 season, with a club option for 2022.

CAREER HIGHLIGHTS

- Was selected by the Diamondbacks in the first round (43rd overall) of the 2008 first-year player draft.
- Made 249 of his 255 career regular season apps as a starter.
- 5 times in his career finished in the Top 10 among the National or American League leaders in starts (2nd in 2013, 4th in 2014, 7th in 2015, 9th in 2017, 5th in 2019).
- Among all Major League pitchers over the last 9 seasons beginning in 2012, ranks T9th with 242 starts (Jon Lester 1st, 269) and 17th with 1,378.0 innings (Max Scherzer 1st, 1740.1).
- In Trevor Bauer (1,279), Wade Miley (1,127) and Sonny Gray (1,066), in 2020 the Reds had in their starting rotation 3 pitchers with at least 1,000 strikeouts for the first time since 1977 (Tom Seaver 2530, Woodie Fryman 1331, Gary Nolan 1039, Fred Norman 1039, Jack Billingham 1016).
- In 2012, in his first full Major League season, was a National League All-Star, finished second to Wsh's Bryce Harper in the BBWAA's Jackie Robinson Rookie of the Year Award voting, was *The Sporting News'* NL Rookie of the Year and was named by the Arizona chapter of the BBWAA the Diamondbacks' Most Valuable Player and their Rookie of the Year...also was named to *Baseball America's* Major League All-Rookie team.
- Was National League Rookie of the Month for April 2012.
- In 2012 led National League rookies in winning percentage (.593, 16-11), ERA, wins, quality starts (18), strikeouts and innings pitched while establishing Diamondbacks rookie records in wins, starts and innings.
- Has been traded 3 times, from the Diamondbacks to the Red Sox (12/12/14) to the Mariners (12/7/15) to the Orioles (7/31/16).
- Was the Diamondbacks' Opening Day starter in 2014 vs the Dodgers in Sydney, Australia...became the first Major Leaguer to throw a pitch in a regular season game in Australia.
- In 2010, in his second full professional season, was the Diamondbacks' Minor League Pitcher of the Year.
- Was Pacific Coast League Pitcher of the Week for 8/8-8/14, 2011 and Southern League Pitcher of the Week for 8/30-9/6, 2010.

2020 SEASON

- In his first season with the Reds made 4 starts and 2 relief apps surrounding a pair of stints on the 10-day injured list, from 7/31-8/11 with a left groin strain and from 8/28-9/22 with a left shoulder strain.
- Made his first 4 apps of the season as a starter (0-3, 6.57) and his last 2 apps in relief (2ip, 1h, 0r, 1bb, 0k).
- Was disabled after his first start of the season, an 8-7 loss on 7/27 vs Cubs...returned for 3 more starts from 8/12-8/27 (0-2, 3.38) before he returned to the injured list on 8/28.
- Was reinstated for the second time on 9/23 and joined the Reds' bullpen for the final 4 games of the regular season.
- In the 6-1 win on 9/23 vs Mil came out of the bullpen to throw a scoreless ninth inning, snapping at 242 his streak of consecutive regular season starts dating back to 2012...threw a hitless ninth inning in the Postseason-clinching win at Min in the 58th game of the season.
- Prior to those 2 relief apps, most recently pitched in relief during Game 3 of the 2019 AL Division Series for Hou at TB, a 10-3 Astros loss (2.2ip, 4h, 3r, 2er, 1bb, 1k, 1hr).
- Was on the Reds' roster for the Wild Card Series at Atl but didn't pitch in the 2-game series sweep loss.

COMPLETE GAMES (2)						
Date/Opp	IP	H	ER	BB	SO	Result
4/30/16 vs KC	9.0	5	0	0	4	W, 6-0
9/5/15 vs Phi	9.0	5	2	0	8	W, 9-2

10-STRIKEOUT GAMES (5)	
Date (Innings)	Strikeouts
9/24/16 vs Ari (8.2)	11
4/20/17 at Cin (8.0)	11
5/27/14 vs SD (7.0)	11
7/1/14 at Pit (8.0)	10
10/1/12 vs Col (7.2)	10

HOME RUNS AS A HITTER (1)	
Date	Pitcher
4/22/13 for Ari at SF	Ryan Vogelsong

2019 SEASON

- In his first season with the Astros, his 33 starts tied his single-season career high while ranking just 1 behind the American League's co-leaders in that category, and his 14 wins tied for 12th in the league.
- Through August went 13-4 with a 3.06 ERA, which ranked third-best in the AL through that month.
- Was the fastest-working starting pitcher in Major League Baseball...averaged 19.6 seconds between pitches...the next fastest pitcher was Cin's Luis Castillo (21.3 seconds).
- Over 10 starts from 7/3-8/24 posted a 2.70 ERA during a career-high 7-game winning streak.
- On 5/14 at Det allowed 4 earned runs in an 11-4 Astros win, snapping a 24-start streak that began on 5/2/18 in which he didn't allow more than 3 earned runs (8-4, 2.79)...when snapped was the longest such streak by a starting pitcher in the Major Leagues, excluding "openers".
- Opposing lefthanded batters hit just .207 with 10 extra-base hits.
- Started the Astros' fourth game of the season, a 3-1 loss on 3/31 at TB.
- In the second inning on 5/9 vs Tex recorded his 1,000th career strikeout (Joey Gallo)...became the 10th Louisiana-born pitcher to reach 1,000 Major League strikeouts, the first since Gil Meche in 2009.
- On 7/23 vs Oak retired his first 16 batters before Josh Phegley singled.
- Made his only Postseason appearance in Game 3 of the American League Division Series at TB, in the 10-3 Astros loss threw 2.2 innings in relief.

PERSONAL: In 2005 graduated from Loranger (LA) High School...played at Southeastern Louisiana State University, where as a junior in 2008 he led the Southland Conference with 119 strikeouts, the sixth-best total in the national that season and the second-highest single-season total in school history...that season was named to the All-Southland Conference first team...finished his collegiate career with 259 strikeouts, the second-highest total in school history...Southeastern Louisiana State retired his uniform #33 in February 2017.

MILEY'S CAREER TRANSACTIONS

- Was selected by the Rays in the 20th round of the 2005 first-year player draft. Did not sign.
- Was selected by the Diamondbacks in the first round (43rd overall) of the June 2008 first-year player draft.
- Was acquired by the Red Sox for RHP Rubby De La Rosa, RHP Allen Webster and IF Raymel Flores, December 12, 2014.
- Was acquired by the Mariners, along with RHP Jonathan Aro, for RHP Carson Smith and LHP Roenis Elias, December 7, 2015.
- On disabled list with a left shoulder impingement, June 17-28, 2016; included a rehabilitation assignment at Everett, June 24.
- Was acquired by the Orioles for LHP Ariel Miranda, July 31, 2016.
- On disabled list with an upper respiratory infection, April 2-8, 2017.
- Was signed by the Brewers to a minor league contract with an invitation to Major League spring training camp, February 14, 2018.
- On disabled list with a strained right oblique, May 9-July 11, 2018; was transferred to the 60-day DL, May 12; included a rehabilitation assignment at Biloxi, June 22-July 11.
- Was signed by the Astros to a 1-year contract through the 2019 season, February 1, 2019.
- Was signed by the Reds to a 2-year contract through the 2021 season, with a club option for 2022, December 18, 2019.
- On 10-day injured list with a left groin strain, July 31-August 11, 2020.
- On 10-day injured list with a left shoulder strain, August 28-September 22, 2020.

SINGLE-SEASON CAREER HIGH STREAKS

Scoreless Streak By Game: 3, 8/27-9/25, 2020; **Scoreless Streak By Inning:** 14.0, 7/26-8/5, 2018;
Winning Streak: 7g, 7/3-8/24, 2019; **Losing Streak:** 6g, 6/12-7/24, 2016

Career Pitching

Yr	Club	W-L	ERA	G	GS	CG	SHO	SV	IP	H	R	ER	HR	BB	SO	WP	BK
08	Yakima - A	1-1	4.91	7	0	0	0	0	11.0	11	6	6	0	5	11	0	0
09	South Bend - A	5-9	4.12	21	21	0	0	0	113.2	127	60	52	8	29	91	7	0
	Visalia - A	1-1	4.80	3	3	0	0	0	15.0	18	10	8	0	4	11	0	0
10	Visalia - A	4-5	3.25	14	14	0	0	0	80.1	81	36	29	1	37	50	10	0
	Mobile - AA	5-2	1.98	13	13	1	0	0	72.2	60	26	16	5	28	63	2	3
11	Mobile - AA	4-2	4.78	14	14	0	0	0	75.1	74	49	40	6	28	46	3	2
	Reno - AAA	4-1	3.64	8	8	1	0	0	54.1	53	23	22	4	16	56	3	2
	Arizona	4-2	4.50	8	7	0	0	0	40.0	48	20	20	6	18	25	1	0
12	Arizona	*16-11	*3.33	32	29	0	0	0	*194.2	193	79	72	14	37	*144	6	1
13	Arizona	10-10	3.55	33	33	0	0	0	202.2	201	88	80	21	66	147	13	0
14	Arizona	8-12	4.34	33	33	0	0	0	201.1	207	103	97	23	75	183	9	0
15	Boston	11-11	4.46	32	32	1	0	0	193.2	201	98	96	17	64	147	10	1
16	Seattle	7-8	4.98	19	19	1	1	0	112.0	117	62	62	18	34	82	5	2
	#Everett - A	0-0	0.00	1	1	0	0	0	4.0	0	0	0	0	0	7	0	0
	Baltimore	2-5	6.17	11	11	0	0	0	54.0	70	38	37	7	15	55	3	0
17	Baltimore	8-15	5.61	32	32	0	0	0	157.1	179	104	98	25	93	142	1	0
18	#Biloxi - AA	1-2	3.55	7	7	0	0	0	25.1	27	12	10	3	4	28	1	0
	Milwaukee	5-2	2.57	16	16	0	0	0	80.2	71	28	23	3	27	50	1	0
19	Houston	14-6	3.98	33	33	0	0	0	167.1	164	83	74	23	61	140	4	2
20	Cincinnati	0-3	5.65	6	4	0	0	0	14.1	15	10	9	1	9	12	0	1
Major Totals		85-85	4.24	255	249	2	1	0	1418.0	1466	713	668	158	499	1127	53	7
AL Totals		42-45	4.83	127	127	2	1	0	684.1	731	385	367	90	267	566	23	5
NL Totals		43-40	3.69	128	122	0	0	0	733.2	735	328	301	68	232	561	30	2
Reds Totals		0-3	5.65	6	4	0	0	0	14.1	15	10	9	1	9	12	0	1
Minor Totals		25-23	3.65	88	81	2	0	0	451.2	451	222	183	27	151	363	26	7

Injury rehab, * In 2012 led National League rookies in winning percentage (.593), wins, ERA, innings pitched, strikeouts and quality starts (18)

Wild Card Series

Yr	Club, Opponent	W-L	ERA	G	GS	CG	SHO	SV	IP	H	R	ER	HR	BB	SO	WP	BK
20	Cin at Atl	0-0	---	0	0	0	0	0	0.0	0	0	0	0	0	0	0	0

Was on the Postseason roster but did not appear in the 2-0 series sweep loss

Division Series

Yr	Club	W-L	ERA	G	GS	CG	SHO	SV	IP	H	R	ER	HR	BB	SO	WP	BK
18	Mil vs Col	0-0	0.00	1	1	0	0	0	4.2	3	0	0	0	1	2	0	0
19	Hou vs TB	0-0	6.75	1	0	0	0	0	2.2	4	3	2	1	1	1	0	0
Division Series Totals		0-0	2.45	2	1	0	0	0	7.1	7	3	2	1	2	3	0	0

Championship Series

Yr	Club	W-L	ERA	G	GS	CG	SHO	SV	IP	H	R	ER	HR	BB	SO	WP	BK
18	Mil vs LAD	0-0	1.80	3	3	0	0	0	10.0	7	2	2	1	3	7	0	0

All-Star Game

Yr	Club, Site	W-L	ERA	G	GS	CG	SHO	SV	IP	H	R	ER	HR	BB	SO	WP	BK
12	National, Kansas City	0-0	0.00	1	0	0	0	0	0.1	1	0	0	0	0	0	0	0

Career Hitting

Yr	Club	AVG	G	AB	R	H	2B	3B	HR	RBI	SH	SF	HB	BB	SO	SB	CS	OBP	SLG	E
11	Arizona	.077	8	13	1	1	0	0	0	1	1	0	0	2	2	0	0	.200	.077	1
12	Arizona	.169	30	65	4	11	2	0	0	2	8	0	0	2	20	0	0	.194	.200	1
13	Arizona	.133	32	60	2	8	3	0	^1	8	8	0	0	1	16	0	0	.148	.233	0
14	Arizona	.158	31	57	3	9	0	0	0	1	9	0	0	3	14	0	0	.200	.158	3
15	Boston	.000	1	2	0	0	0	0	0	0	0	0	0	0	0	0	0	.000	.000	1
16	Seattle	.143	3	7	1	1	0	0	0	0	0	0	0	1	0	0	0	.143	.143	0
	Baltimore	.250	2	4	0	1	0	0	0	0	1	0	0	0	1	0	0	.250	.250	0
17	Baltimore	.250	3	4	0	1	0	0	0	0	0	0	0	1	0	0	0	.250	.250	2
18	Milwaukee	.185	16	27	1	5	0	0	0	0	0	0	0	1	11	0	0	.214	.185	1
19	Houston	.000	3	4	1	0	0	0	0	0	1	0	0	1	1	0	0	.200	.000	1
20	Cincinnati	---	6	0	0	0	0	0	0	0	0	0	0	0	0	0	0	---	---	0
Career Totals		.152	256	243	13	37	5	0	1	12	28	0	0	10	67	0	0	.186	.185	10

^ Only career HR on 4/22/13 for Ari at SF (solo off Ryan Vogelsong)


MIKE

MOUSTAKAS

@Moose_8

2B
9
Age: 32 **Ht.:** 6-0 **Wt.:** 225 **Bats:** L **Throws:** R **ML Service:** 9.111

Born: 9/11/88 **Birthplace:** Los Angeles, CA **Resides:** Malibu, CA

Acquired: Was signed to a 4-year contract through the 2023 season, with a mutual option for 2024, December 5, 2019.

Contract: Signed through the 2023 season, with a mutual option for 2024.

CAREER HIGHLIGHTS

- Last name is pronounced moo-STOCK-us.
- Was selected by the Royals in the first round of the 2007 first-year player draft (2nd pick overall behind Rays LHP David Price).
- Is a 3-time All-Star (American League for KC in 2015 & 2017, National League for Mil in 2019).
- In 2015 received votes for the American League Most Valuable Player Award.
- In 2017 was American League Comeback Player of the Year after breaking the Royals' single-season record for HR (38; Steve Balboni, 36 in 1985)...competed in the 2017 All-Star Game HR Derby.
- Received Rawlings Gold Glove Award votes for 3B in 2012, 2015, 2018 and 2019...finished second in the balloting in 2012.
- Over the last 4 seasons is 1 of only 8 Major League players to produce at least 96 doubles, 109 HR and 294 RBI and the only player in that group with fewer than 332 strikeouts (Nolan Arenado, Cody Bellinger, Paul Goldschmidt, Bryce Harper, Manny Machado, J.D. Martinez, Christian Yelich).
- Has made 44 career Postseason apps (2014, 2015, 2018, 2019, 2020)...hit .304 during the Royals' 2015 World Series victory over the New York Mets and hit safely in all 5 games.
- With 2 outs in the bottom of the 10th inning of Game 1 of the 2018 National League Division Series, produced a walkoff single off Col's Adam Ottavino.
- Helped KC to the 2015 World Series with a homer off Tor's David Price in Game 4 of the American League Championship Series, a 4-3 Royals win.
- In the 11th inning of the 3-2 Royals win in Game 1 of the 2014 American League Division Series hit the go-ahead HR off Fernando Salas.
- In the 10th inning of the 8-6 Royals win in Game 1 of the 2014 American League Championship Series at Bal hit a 2-run HR off Brian Matusz.
- Missed most of the 2016 season, first with a fractured left thumb and then with a torn anterior cruciate ligament in his right knee suffered on 5/22 at WSox during a collision with teammate Alex Gordon...the next season was named the American League's Comeback Player of the Year.
- In 2015 made 140 starts, all at 3B, for the World Series champion Royals.
- On 9/12/15 at Bal produced 9 RBI, a career high and Royals single-game record...included a grand slam off T.J. McFarland.
- In 2011 made his Major League debut on 6/10 at LAA (1-3, 1r, 1bb)...singled off Ervin Santana for his first career hit...in his second appearance, on 6/11 at LAA, hit his first home run (solo off Joel Piñeiro).
- In 2010 was the Texas League Player of the Year, winner of the George Brett Award as KC's minor league player of the year and participated in the SiriusXM All-Star Futures Game at Angels Stadium.
- Was drafted in 2007 and entered the very next season rated the Royals' top prospect.

GRAND SLAMS (2)

Date	Pitcher
7/2/12 for KC at Tor	David Pauley
9/12/15 for KC at Bal	T.J. McFarland

MULTI-HOMER GAMES (14)

Date	Pitchers
9/25/20 for Cin at Min	Berrios, Colina
9/11/19 for Mil at Mia	López, Ureña
8/18/19 for Mil at Wash	Fedde, McGowin
6/6/19 for Mil vs Mia	Smith 2
5/30/19 for Mil at Pit	Musgrove 2
7/11/18 for KC at Min	Lynn, Busenitz
5/8/18 for KC at Bal	Bundy, Araujo
8/11/17 for KC at Chw	López 2
7/22/17 for KC vs Chw	Holmberg, Goldberg
6/11/17 for KC at SD	Lamet, Torres
6/24/12 for KC vs STL	Lynn 2
9/12/15 for KC at Bal	McFarland, Johnson
7/22/14 for KC at Chw	Carroll, Surkamp
7/30/13 for KC at Min	Pelfrey, Duensing

WALKOFF HOME RUNS (2)

Date (Inning)	Pitcher
6/6/17 for KC vs Hou (9th)	Ken Giles
9/5/13 for KC vs Sea (13th)	Chance Ruffin

CONSECUTIVE GAMES (MINIMUM 3)

Date	Dates
3 straight games	7/3-7/5, 2017
3 straight games	5/8-5/10, 2013

2020 SEASON

- Appeared in the Postseason for the third consecutive season and for the fifth time in 7 years (2014, 2015, 2018, 2019, 2020).
- During the Postseason push in September led the Reds in doubles (8), slugging percentage (.581) and OPS (.914).
- In the 7-2 win on 9/25 at Min that clinched the Reds' first Postseason appearance since 2013 produced his 14th career multi-homer game, his only multi-homer game of the season, and 3 RBI.
- Led the team with 31 starts at 2B.
- Made 8 starts at 1B...in 4 of the Reds' 5 games from 8/27-8/29 started at 1B, his first apps at that position since 2018...made 4 more starts at 1B on 9/6 at Pit, 9/13 at StL, 9/14/g2 vs Pit and in the season finale on 9/27 at Min.
- On 9/15 and 9/16 vs Pit started at 3B, his only apps of the season at that position...in the 4-1 win on 9/15 made his 1,000th Major League start at 3B.
- Made his only starts of the season at DH on 8/19/g1 at KC and 9/26 at Min.
- From 7/26-7/28 missed 3 games while on the injured list...returned to the lineup in the 12-7 win on 7/29 vs Cubs and homered off Kyle Hendricks.
- Missed the nightcap of the doubleheader on 8/2 at Det after he was hit on the left forearm by a Tyler Alexander pitch in Game 1.
- From 8/5-8/14 missed 9 games with a left quad bruise.
- From 9/12-9/13 missed 2 games with a left foot contusion.
- Made his Reds debut in the 7-1 win vs the Tigers on Opening Day and produced 3 hits, including a 2-run HR off David McKay, and 4 RBI.
- Per @EliasSports, became only the second player with 4 or more RBI in his Reds debut...he joined Ryan Lavarnway, who had 6 RBI in his Reds debut on 7/19/19.
- His 4 RBI were the most by a Reds batter on Opening Day since Reds Hall of Famer Adam Dunn's 5 RBI in 2005.
- In the opener of a doubleheader on 8/19 at KC went 1-for-3 in his first game at Kauffman Stadium as a visiting player...was honored with a pre-game video tribute on the scoreboard.
- In the first inning of the 3-0 win on 9/9 at Chi hit a 3-run HR off Yu Darvish.
- In the fifth inning of the nightcap of a doubleheader on 9/14 vs Pit, hit a 3-run HR off Nik Turley that gave the Reds a 6-4 lead in the 9-4 win.

2019 SEASON

- Was an All-Star for the third time in his career and a National League All-Star for the first time.
- For the fourth time in his career received votes for the Rawlings Gold Glove award for third basemen.
- For the second consecutive season helped lead the Brewers to a Postseason appearance.
- Was the Brewers' Player of the Month for May (26g, .270, 8 HR, 21 RBI).
- Made 93 starts at 3B and 40 starts at 2B...also made 1 start at DH.
- Produced at least 28 HR for the third consecutive season and for the second time in 3 seasons had at least 35 HR.
- On 4/9 at LAA made the 1,000th appearance of his Major League career.
- On 7/16 vs Atl singled off Huascar Ynoa for his 1,000th career hit.
- Produced season-high hitting streaks of 12 (7/6-7/22) and 11 (6/5-6/17) games.
- In the 7-5 Brewers win on 9/11 at Mia celebrated his 31st birthday with 3 hits, 2 HR and 5 RBI, including the game-winning 2-run HR in the top of the ninth inning.

PERSONAL: Graduated from Chatsworth (CA) High School, which also produced Val Kilmer, Kevin Spacey, Kirk and Candace Cameron, Dwight Evans and Matt Cassel...at Chatsworth High was named National Player of the Year by several media outlets, including *Baseball America* and *Collegiate Baseball*...his uncle, Tom Robson, was a first baseman with the Rangers from 1974-75 and a coach for the Rangers, Mets, Reds and Chiba Lotte Marines of the Japanese Professional League...Robson was the Reds' hitting coach for part of the 2003 season...follow on Twitter @Moose_8.

MOUSTAKAS' CAREER TRANSACTIONS

- Was selected by the Royals in the first round (2nd overall) of the 2007 first-year player draft. Was signed by John Ramey.
- On 15-day disabled list with a fractured left thumb, May 7-20, 2016; included a rehabilitation assignment at Northwest Arkansas, May 18-20.
- On 15-day disabled list with a torn anterior cruciate ligament in his right knee, May 23-remainder of the season, 2016; was transferred to the 60-day disabled list, June 14.
- Was signed by the Royals to a 1-year contract through the 2018 season with an option for 2019, March 10, 2018.
- Was acquired by the Brewers for OF Brett Phillips and RHP Jorge López, July 28, 2018.
- Brewers did not exercise his 2019 contract option, October 30, 2018.
- Was re-signed by the Brewers to a 1-year contract through the 2019 season with a mutual option for 2020, February 28, 2019.
- Brewers did not exercise his 2020 contract option, November 1, 2019.
- Was signed by the Reds to a 4-year contract through the 2023 season, with a mutual option for 2024, December 5, 2019.
- On injured list, July 26-28, 2020.
- On 10-day injured list with a left quad bruise, August 9-18, 2020.

		CAREER FIELDING						
Pos.	Pct.	G	PO	A	E	TC	DP	PB
1B	.988	* 14	79	4	1	84	13	-
2B	.996	^ 79	102	129	1	232	32	-
3B	.960	# 1044	763	1871	110	2744	180	-

In 2012 finished second in the American League Rawlings Gold Glove Award voting for 3B and led league 3B in putouts (127) and double plays (41)
 * In 2020 made 10 apps & 8 starts at 1B (both last on 9/27 at Min)
 ^ In 2020 made 32 apps and 31 starts at 2B
 # In 2020 made 2 apps at 3B, both starts (9/15 & 9/16 vs Pit)

SINGLE-SEASON CAREER HIGH STREAKS

Hitting Streak: 15g, 8/17-9/1, 2011; **Hitless Streak:** 22ab, 7/14-7/20, 2011

Career Hitting

Yr	Club	AVG	G	AB	R	H	2B	3B	HR	RBI	SH	SF	HB	BB	SO	SB	CS	OBP	SLG	E
07	Idaho Falls - R	.293	11	41	6	12	4	1	0	10	0	0	2	4	8	0	0	.383	.439	1
08	Burlington - A	.272	126	496	77	135	25	3	* 22	71	0	3	7	43	86	8	4	.337	.468	22
09	Wilmington - A	.250	129	492	66	123	32	2	16	86	1	3	2	32	90	10	6	.297	.421	24
10	NW Arkansas - AA	.347	66	259	58	90	25	0	^ 21	76	0	6	7	26	42	0	1	.413	.687	13
	Omaha - AAA	.293	52	225	36	66	16	0	^ 15	48	0	3	0	8	25	2	0	.314	.564	8
11	Omaha - AAA	.287	55	223	38	64	15	1	10	44	2	3	3	19	44	1	1	.347	.498	10
	Kansas City	.263	89	338	26	89	18	1	5	30	2	2	1	22	51	2	0	.309	.367	11
12	Kansas City	.242	149	563	69	136	34	1	20	73	0	5	7	39	124	5	2	.296	.412	15
13	Kansas City	.233	136	472	42	110	26	0	12	42	1	4	5	32	83	2	4	.287	.364	16
14	Kansas City	.212	140	457	45	97	21	1	15	54	1	4	3	35	74	1	0	.271	.361	19
	Omaha - AAA	.355	8	31	3	11	3	0	1	5	0	0	0	3	6	0	0	.412	.548	0
15	Kansas City	.284	147	549	73	156	34	1	22	82	4	5	13	43	76	1	2	.348	.470	12
16	Kansas City	.240	27	104	12	25	6	0	7	13	0	0	0	9	13	0	1	.301	.500	2
	#NW Arkansas - AA	.250	2	8	0	2	0	0	0	1	0	0	0	0	3	0	0	.250	.250	0
17	Kansas City	.272	148	555	75	151	24	0	38	85	0	6	3	34	94	0	0	.314	.521	12
18	Kansas City	.249	98	378	46	94	21	1	20	62	0	4	5	30	63	3	0	.309	.468	7
	Milwaukee	.256	54	195	20	50	12	0	8	33	0	2	2	19	40	1	1	.326	.441	5
19	Milwaukee	.254	143	523	80	133	30	1	35	87	0	2	6	53	98	3	0	.329	.516	12
20	Cincinnati	.230	44	139	13	32	9	0	8	27	0	2	4	18	36	1	0	.331	.468	1
Major Totals		.251	1175	4273	501	1073	235	6	190	588	8	36	49	334	752	19	10	.310	.442	112
AL Totals		.151	934	3416	388	858	184	5	139	441	8	30	37	244	578	14	9	.306	.430	94
NL Totals		.251	241	857	113	215	51	1	51	147	0	6	12	90	174	5	1	.328	.491	18
Reds Totals		.230	44	139	13	32	9	0	8	27	0	2	4	18	36	1	0	.331	.468	1
Minor Totals		.283	449	1775	284	503	120	7	85	341	3	18	21	135	304	21	12	.338	.503	78

Injury rehab, * In 2008 led the Midwest League in HR (22), In 2010 tied for the minor league lead in HR (36)

Wild Card Series Record

Yr	Club, Opponent	AVG	G	AB	R	H	2B	3B	HR	RBI	SH	SF	HB	BB	SO	SB	CS	OBP	SLG	E
20	Cin at Atl	.000	2	8	0	0	0	0	0	0	0	0	0	1	2	0	0	.111	.000	0

Started both games at 2B (1-0 loss in 13 innings, 5-0 loss)

Wild Card Game Record

Yr	Club, Opponent	AVG	G	AB	R	H	2B	3B	HR	RBI	SH	SF	HB	BB	SO	SB	CS	OBP	SLG	E
14	KC vs Oak	.333	1	3	1	1	0	0	0	0	0	0	0	0	0	0	0	.333	.333	0
19	MIL vs Wsh	.000	1	4	0	0	0	0	0	0	0	0	0	0	1	0	0	.000	.000	1
Wild Card Totals		.143	2	7	1	1	0	0	0	0	0	0	0	0	1	0	0	.143	.333	1

Division Series Record

Yr	Club, Opponent	AVG	G	AB	R	H	2B	3B	HR	RBI	SH	SF	HB	BB	SO	SB	CS	OBP	SLG	E
14	KC vs LAA	.273	3	11	3	3	0	0	2	2	0	0	0	1	2	0	0	.333	.818	0
15	KC vs Hou	.111	5	18	1	2	1	0	0	0	0	0	1	2	2	0	0	.238	.167	0
18	MIL vs Col	.364	3	11	2	4	1	0	0	2	0	0	0	2	1	0	0	.462	.455	0
Division Series Totals		.225	11	40	6	9	2	0	2	4	0	0	1	5	5	0	0	.326	.425	0

League Championship Series Record

Yr	Club, Opponent	AVG	G	AB	R	H	2B	3B	HR	RBI	SH	SF	HB	BB	SO	SB	CS	OBP	SLG	E
14	KC vs Bal	.200	4	15	2	3	0	0	2	3	1	0	0	0	4	0	0	.200	.600	1
15	KC vs Tor	.208	6	24	3	5	0	0	1	5	0	1	0	0	5	0	0	.200	.333	1
18	MIL vs LAD	.138	7	29	1	4	1	0	0	1	0	0	0	2	12	0	0	.194	.172	1
LCS Totals		.176	17	68	6	12	1	0	3	9	1	1	0	2	21	0	0	.197	.324	3

World Series Record

Yr	Club, Opponent	AVG	G	AB	R	H	2B	3B	HR	RBI	SH	SF	HB	BB	SO	SB	CS	OBP	SLG	E
14	KC vs SF	.217	7	23	3	5	2	0	1	2	0	0	0	1	3	0	0	.250	.435	0
15	KC vs NYM	.304	5	23	1	7	0	0	0	3	0	0	0	1	1	0	0	.333	.304	0
World Series Totals		.261	12	46	4	12	2	0	1	5	0	0	0	2	4	0	0	.292	.370	0

All-Star Record

Yr	Club, Site	AVG	G	AB	R	H	2B	3B	HR	RBI	SH	SF	HB	BB	SO	SB	CS	OBP	SLG	E
15	AL, Cincinnati	.000	1	1	0	0	0	0	0	0	0	0	0	0	1	0	0	.000	.000	0
17	AL, Miami	.000	1	2	0	0	0	0	0	0	0	0	0	0	1	0	0	.000	.000	0
19	NL, Washington	.000	1	2	0	0	0	0	0	0	0	0	0	0	0	0	0	.000	.000	0
All-Star Totals		.000	3	5	0	0	0	0	0	0	0	0	0	0	2	0	0	.000	.000	0



TYLER NAQUIN

@TyQuinn

OF

27

Age: 29 Ht.: 6-2 Wt.: 195 Bats: L Throws: R ML Service: 4.033

Born: 4/24/91 Birthplace: Spring, TX Resides: Houston, TX

Acquired: Was signed to a minor league contract and invited to 2021 Major League spring training camp, February 18, 2021.

Contract: Signed through the 2021 season and under team control through 2022.

Non-Roster

CAREER HIGHLIGHTS

- Last name is pronounced NAY-kwin.
- Was selected by the Indians in the first round (15th overall) of the June 2012 first-year player draft.
- Entered the 2021 season with a 281-game errorless streak, an Indians club record for an outfielder, dating back to a miscue on 5/15/16.
- In 2016 finished third in the BBWAA's American League Rookie of the Year Award voting...also was named to the TOPPS and *Baseball America* Rookie All-Star teams.
- On 6/3/16 vs the Royals, off former Redleg Edinson Volquez, hit his first Major League home run.
- On 7/20/16 at KC produced 2 HR, 6 RBI and 10 total bases...tied Indians rookie records for RBI and total bases in a game...became the first Indians rookie with at least 2 HR and 6 RBI in a game since Cory Snyder did it in 1986.
- On 8/19/16 vs Tor hit a walkoff, inside-the-park HR off Roberto Osuna...became only the second player in franchise history to produce a walkoff, inside-the-park HR (Braggo Roth, 8/13/1916 vs St. Louis Browns at League Park).
- On 8/2/18 had season-ending surgery to stabilize a stress reaction in his right hip, a procedure that included the insertion of 3 screws into his femur...was sidelined in 2015 with a similar injury.
- Twice in 2016 was American League Rookie of the Month (June, July).
- Twice was an MiLB.com Indians Organization All-Star (2013, 2014).
- In 2013 was on the Arizona Fall League's All-Prospect team and a Carolina League All-Star.

2016 AMERICAN LEAGUE ROOKIE OF THE YEAR AWARD VOTING

Player	Club	1st	2nd	3rd	Pts
Michael Fulmer	Tigers	26	4		132
Gary Sánchez	Yankees	4	23	2	91
Tyler Naquin	Indians		2	14	20

2020 SEASON

- Began the season on the 10-day injured list with a hairline fracture of his right big toe...suffered the injury when he fouled off a pitch in a 7/20 Summer Camp exhibition game.
- Did not play in exhibition games in March in Goodyear because of an August 2019 knee injury.
- Made his season debut on 8/11 vs the Cubs.
- Became a free agent following the season.
- On 2/18/21 was signed by the Reds to a minor league contract and invited to 2021 Major League spring training camp.

PERSONAL: Tyler Wesley Naquin...in 2009 graduated from Klein Collins High School in Spring, TX...played at Texas A&M, where as a junior in 2012 he hit .380 with 3 HR and 49 RBI in 61 apps (.999ops)...was a first-team All-Big 12 selection and a semifinalist for the USA Baseball Golden Spikes Award...as a sophomore led all NCAA Division I batters in hits (104) and led the Big 12 with a .381 batting average...that season was an All-American and Big 12 Player of the Year in helping the Aggies to the College World Series...in his 3-year career at A&M hit .348...entered the 2012 draft rated the best pure collegiate hitter by *Baseball America*...was a member of the 2011 USA Baseball Collegiate National Team (12g, .321).

MULTI-HOMER GAMES (2)

Date	Pitcher
9/2/20 at KC	xx
7/20/16 at KC	xxxx

WALKOFF HOME RUNS (1)

Date (Inning)	Pitcher
8/19/16 vs Tor *	Roberto Osuna
* Inside-the-park HR	

INSIDE-THE-PARK HR (1)

Date	Pitcher
8/19/16 vs Tor *	Roberto Osuna
* Walkoff HR	

CONSECUTIVE GAMES (MINIMUM 3)

Date	Dates
3 straight games	6/3-6/5, 2016

NAQUIN'S CAREER TRANSACTIONS

- Was selected by the Orioles in the 33rd round of the June 2009 first-year player draft. Did not sign.
- Was selected by the Indians in the first round (15th overall) of the June 2012 first-year player draft.
- On 10-day disabled list with a left hamstring strain, May 12-June 14, 2018; included rehabilitation assignments at Akron, June 3 and at Columbus, June 6-13.
- On disabled list with a right hip strain, July 26-remainder of the season, 2018; was transferred to the 60-day DL, September 4.
- On injured list with a left calf strain, May 14-June 3, 2019; included rehabilitation assignments at Akron, May 26-28 and at Columbus, May 29-June 3.
- On injured list with a torn anterior cruciate ligament in his right knee, August 31-remainder of the season, 2019; was transferred to the 60-day DL, September 1.
- On 10-day injured list with a hairline fracture of his right big toe, July 25-August 10, 2020.
- Was signed by the Reds to a minor league contract and invited to 2021 Major League spring training camp, February 18, 2021.

		CAREER FIELDING									
Pos.	Pct.	G	PO	A	E	TC	DP	PB			
LF	1.000	20	41	2	0	43	1	-			
CF	.996	135	234	6	1	241	0	-			
RF	.997	158	277	16	1	294	2	-			

Career Hitting

Yr	Club	AVG	G	AB	R	H	2B	3B	HR	RBI	SH	SF	HB	BB	SO	SB	CS	OBP	SLG	E
12	Mahoning Valley - A	.270	36	137	22	37	11	2	0	13	0	0	7	17	26	4	3	.379	.380	2
13	Carolina - A	.277	108	448	69	124	27	6	9	42	2	1	6	41	112	14	7	.345	.424	4
	Akron - AA	.225	18	80	9	18	3	0	1	6	0	0	0	5	22	1	3	.271	.300	0
14	Akron - AA	.313	76	304	54	95	12	5	4	30	1	5	2	29	71	14	3	.371	.424	1
15	Akron - AA	.348	34	141	16	49	12	1	1	10	0	1	3	15	24	7	1	.419	.468	1
	Columbus - AAA	.263	50	186	34	49	13	0	6	17	3	2	2	25	49	6	2	.353	.430	1
16	Cleveland	.296	116	321	52	95	18	5	14	43	2	2	4	36	112	6	3	.372	.514	2
	Columbus - AAA	.286	17	70	6	20	3	1	1	8	0	1	0	8	15	1	2	.354	.400	0
17	Cleveland	.216	19	37	4	8	2	0	0	1	0	1	0	2	9	0	1	.250	.270	0
	Columbus - AAA	.298	80	295	42	88	14	4	10	51	1	4	0	30	71	5	2	.359	.475	0
18	Cleveland	.264	61	174	22	46	7	0	3	23	0	1	2	6	42	1	1	.295	.356	0
	#Akron - AA	.000	1	2	0	0	0	0	0	0	0	0	0	1	1	0	0	.333	.000	0
	#Columbus - AAA	.125	5	16	1	2	1	0	0	0	0	0	0	0	5	0	0	.125	.188	0
19	Cleveland	.288	89	274	34	79	19	0	10	34	2	2	2	14	66	4	2	.325	.467	0
	#Akron - AA	.200	2	5	0	1	1	0	0	0	0	0	0	0	1	0	0	.200	.400	0
	#Columbus - AAA	.333	4	18	4	6	1	1	3	6	0	0	0	0	4	0	0	.333	1.000	0
20	Cleveland	.218	40	133	15	29	8	1	4	20	0	2	1	5	40	0	1	.248	.383	0
Major Totals		.274	325	939	127	257	54	6	31	121	4	8	9	63	269	11	8	.323	.443	2
Minor Totals		.287	431	1702	257	489	98	20	35	183	7	14	20	171	401	52	23	.357	.430	9
# Injury rehab																				

Wild Card Series Record

Yr	Club, Opponent	AVG	G	AB	R	H	2B	3B	HR	RBI	SH	SF	HB	BB	SO	SB	CS	OBP	SLG	E
20	Cle vs NYY	.125	2	8	0	1	0	0	0	1	0	0	0	0	4	0	0	.125	.125	0

Division Series Record

Yr	Club, Opponent	AVG	G	AB	R	H	2B	3B	HR	RBI	SH	SF	HB	BB	SO	SB	CS	OBP	SLG	E
16	Cle vs Bos	.250	2	4	0	1	0	0	0	2	0	0	0	0	3	0	0	.250	.250	0

Championship Series Record

Yr	Club, Opponent	AVG	G	AB	R	H	2B	3B	HR	RBI	SH	SF	HB	BB	SO	SB	CS	OBP	SLG	E
16	Cle vs Tor	.167	4	12	0	2	2	0	0	0	0	0	0	0	6	0	0	.167	.333	0

World Series Record

Yr	Club, Opponent	AVG	G	AB	R	H	2B	3B	HR	RBI	SH	SF	HB	BB	SO	SB	CS	OBP	SLG	E
16	Cle vs ChC	.143	5	7	0	1	0	0	0	0	1	0	0	1	5	0	0	.250	.143	0

SINGLE-SEASON CAREER HIGH STREAKS

Hitting Streak: 11g, 5/1-6/17, 2018; **Hitless Streak:** 21ab, 9/17-9/23, 2020



RILEY
O'BRIEN

@RileyObrienn

RHP

84

Age: 26 Ht.: 6-4 Wt.: 180 Bats: R Throws: R ML Service: 0.000

Born: 2/6/95 Birthplace: Seattle, WA Resides: Shoreline, WA

Acquired: From the Tampa Bay Rays for LHP Cody Reed, August 28, 2020.

Contract: Signed through the 2021 season and under team control through 2026.

CAREER HIGHLIGHTS

- Entered the 2021 season rated by *Baseball America* the 25th-best prospect in the organization.
- While with Bowling Green in 2018 was a mid-season Midwest League All-Star.
- Twice in 2017 for Princeton was Appalachian League Pitcher of the Week, for the weeks ending 7/2 and 8/6.
- Following the 2019 season was rated by *Baseball America* the 20th-best prospect in the Rays' organization.

2020 SEASON

- On 8/28 was acquired from the Rays for LHP Cody Reed...was assigned to the alternate training site, where he spent the rest of the regular season.
- Was not on the Reds' 40-player Postseason travel roster.
- On 11/20 was added to the 40-man roster, along with RHP Vladimir Gutierrez and RHP Jared Solomon.

PERSONAL: Graduated from Shoreline (WA) High School, the same school attended by Blake Snell...was drafted out of the College of Idaho, where he played 2 seasons after transferring from Everett (WA) Community College...his grandfather, Johnny O'Brien, played baseball and, despite his 5-foot-9 stature, basketball at Seattle University...became the first college player to score 1,000 points in a season and led Seattle U to a legendary victory over the Harlem Globetrotters...Johnny was drafted by the NBA's Milwaukee Hawks but chose baseball and played 6 years with the Pirates, Cardinals and Milwaukee Braves as both a middle infielder and pitcher...follow on Twitter @RileyObrienn and on Instagram @RileyObrien.

O'BRIEN'S CAREER TRANSACTIONS

- Was selected by the Rays in the eighth round of the June 2017 first-year player draft. Signed by Paul Kirsch.
- On Charlotte's injured list, August 9-25, 2018.
- On Montgomery's injured list, July 26-remainder of the season, 2019.
- Was acquired by the Reds for LHP Cody Reed, August 28, 2020.

Career Pitching

Yr	Club	W-L	ERA	G	GS	CG	SHO	SV	IP	H	R	ER	HR	BB	SO	WP	BK
17	Princeton - R	1-0	2.20	11	10	0	0	0	41.0	28	10	10	1	17	40	3	0
18	Charlotte - A	4-3	3.60	10	8	1	1	0	40.0	36	18	16	1	21	37	4	0
	Bowling Green - A	4-1	2.05	15	5	0	0	0	48.1	23	14	11	3	21	66	5	0
19	Charlotte - A	2-0	1.59	6	6	0	0	0	34.0	20	8	6	2	15	35	3	0
	Montgomery - AA	5-6	3.93	14	11	1	1	0	68.2	56	33	30	4	29	72	8	0
Minor Totals		16-10	2.83	56	40	2	2	0	232.0	163	83	73	11	103	250	23	0



JOSH OSICH

LHP
35

Age: 32 Ht.: 6-2 Wt.: 245 Bats: L Throws: L ML Service: 4.119

Born: 9/3/88 Birthplace: Boise, ID Resides: Kennebunk, ME

Acquired: Was signed to a minor league contract with an invitation to 2021 Major League spring training camp, December 21, 2020.

Contract: Signed through the 2021 season and under team control through 2022.

Non-Roster

2021 REDS

CAREER HIGHLIGHTS

- Last name is pronounced OH-sitch.
- In 2016 stranded 41 of 43 inherited runners (95%), the highest percentage by any Major League reliever.
- In 8 career apps vs the Reds, including 7 games for the Giants from 2015-2017 and 1 game for the Cubs in 2020, posted an ERA of 1.17 (7.2ip, 4h, 3bb, 9k).
- Made his Major League debut with a scoreless eighth inning in a 2-1 Giants loss on 7/3/15 at Wsh (2bb, 1k)...first strikeout victim was Danny Espinosa.
- Recorded his first career win in his fifth appearance, on 7/11/15 vs Phi (8-5 win, 0.1ip).
- Began his Major League career with 7 scoreless apps (5.2ip, 2bb, 5k).
- In 2015 was an MiLB.com Giants Organization All-Star.
- In 2013 was a mid-season California League All-Star.
- While pitching for Oregon State University on 4/30/11, recorded 13 strikeouts in a no-hitter vs UCLA...the opposing starting pitcher was Trevor Bauer.
- While at Oregon State University, had ulnar nerve surgery as a sophomore in 2009 and "Tommy John" surgery as a junior in 2010.

2020 SEASON

- Was on the Red Sox' Opening Day roster.
- Made all 13 of his relief apps for Bos from 7/25-8/30.
- At the 8/31 trade deadline was acquired by the Cubs for a player to be named or cash.
- On 9/20 was optioned to the South Bend alternate training site...on 9/30 was designated for assignment...on 10/2 was outrighted off the 40-man roster and elected free agency.
- On 12/21 was signed by the Reds to a minor league contract with an invitation to 2021 Major League spring training camp.

PERSONAL: Graduated from Bishop Kelly High School in Boise, ID, where he played baseball, football and basketball...in 2011 graduated from Oregon State University with a degree in sociology with a focus on criminal justice...has been involved with the Navy Seal Foundation, United Heroes League and military Gold Star families...also is associated with the Ethan M. Lindberg Foundation and HeartStrong in their efforts to battle congenital heart disease in newborn babies...actively supports Hooks For Heroes, a non-profit that provides free fishing trips to help military veterans and first responders cope with the physical and mental injuries suffered during their service, and the Marine Reconnaissance Foundation, which provides immediate assistance and ongoing support to Reconnaissance Marines and Special Amphibious Reconnaissance Corpsman veterans and their families...follow on Instagram @joshich22.

OSICH'S CAREER TRANSACTIONS

- Was selected by the Angels in the seventh round of the June 2010 first-year player draft. Did not sign.
- Was selected by the Giants in the sixth round of the June 2011 first-year player draft. Was signed by Matt Woodward.
- On San Jose's 7-day disabled list, April 30-June 1 and July 25-August 17, 2012.
- On Richmond's 7-day disabled list, May 8-June 8 and July 24-remainder of the season, 2014.
- On 15-day disabled list with a left forearm strain, July 28-August 31, 2016; included rehabilitation assignments at Richmond, August 9-14 and at Sacramento, August 15-31.
- On 10-day disabled list with a right hip strain, April 26-May 8, 2018.
- Was claimed off waivers by the Orioles, February 19, 2019.
- Was claimed off waivers by the White Sox, March 11, 2019.
- Was claimed off waivers by the Red Sox, October 31, 2019.
- Was non-tendered by the Red Sox, December 2, 2019; was re-signed by the Red Sox to a 1-year Major League contract through the 2020 season, December 4.
- Was acquired by the Cubs for a player to be named or cash, August 31, 2020.
- Elected free agency, October 2, 2020.
- Was signed by the Reds to a minor league contract with an invitation to 2021 Major League spring training camp, December 21, 2020.

Career Pitching

Yr	Club	W-L	ERA	G	GS	CG	SHO	SV	IP	H	R	ER	HR	BB	SO	WP	BK
12	San Jose - A	0-2	3.62	27	2	0	0	1	32.1	34	14	13	1	11	34	3	0
13	San Jose - A	3-1	2.45	34	0	0	0	12	40.1	32	13	11	1	10	48	4	1
	Richmond - AA	2-3	4.85	22	0	0	0	3	29.2	26	16	16	2	12	28	4	0
14	Richmond - AA	1-0	3.78	28	0	0	0	0	33.1	28	18	14	4	20	27	4	0
15	Richmond - AA	0-1	1.59	31	0	0	0	19	34.0	23	6	6	1	10	34	4	0
	Sacramento - AAA	0-0	0.00	6	0	0	0	2	7.0	3	1	0	0	2	11	1	0
	San Francisco	2-0	2.20	35	0	0	0	0	28.2	24	12	7	4	8	27	2	0
16	San Francisco	1-3	4.71	59	0	0	0	0	36.1	31	20	19	7	19	25	2	0
	#Richmond - AA	0-1	18.00	2	0	0	0	0	1.0	1	2	2	0	4	2	0	0
	#Sacramento - AAA	0-0	1.29	7	0	0	0	0	7.0	6	1	1	0	2	8	2	0
17	Sacramento - AAA	1-1	7.71	9	0	0	0	2	9.1	12	11	8	0	3	8	1	0
	San Francisco	3-2	6.23	54	0	0	0	0	43.1	48	32	30	7	27	43	5	0
18	San Francisco	0-0	8.25	12	0	0	0	0	12.0	20	11	11	2	7	10	3	0
	Sacramento - AAA	0-0	4.96	37	2	0	0	0	45.1	56	31	25	2	18	42	5	0
19	Charlotte - AAA	0-0	2.25	3	0	0	0	0	4.0	3	1	1	0	2	4	0	0
	Chicago (AL)	4-0	4.66	57	0	0	0	0	67.2	62	38	35	15	15	61	3	0
20	Boston	1-1	5.74	13	1	0	0	0	15.2	16	10	10	6	5	20	0	0
	Chicago (NL)	0-0	10.13	4	0	0	0	0	2.2	5	6	3	0	0	4	0	0
Major Totals		11-6	5.02	234	1	0	0	0	206.1	206	129	115	41	81	190	15	0
AL Totals		5-1	4.86	70	1	0	0	0	83.1	78	48	45	21	20	81	3	0
NL Totals		6-5	5.12	164	0	0	0	0	123.0	128	81	70	20	61	109	12	0
Minor Totals		7-9	3.59	206	4	0	0	39	243.1	224	114	97	11	94	246	28	1
# Injury rehab																	

Career Hitting

Yr	Club	AVG	G	AB	R	H	2B	3B	HR	RBI	SH	SF	HB	BB	SO	SB	CS	OBP	SLG	E
15	San Francisco	.000	35	1	0	0	0	0	0	0	2	0	0	0	1	0	0	.000	.000	1
19	Chicago (AL)	.000	57	0	0	0	0	0	0	0	1	0	0	0	0	0	0	.000	.000	0
Major Totals		.000	234	1	0	0	0	0	0	0	3	0	0	0	1	0	0	.000	.000	2

SINGLE-SEASON CAREER HIGH STREAKS

Scoreless Streak By Game: 10g, 4/25-5/14, 2016; Scoreless Streak By Inning: 8.0, 6/30-7/22, 2017;

Winning Streak: 4g, 8/2-9/26, 2019; Losing Streak: 2g, 7/22-9/7, 2016



MARK
PAYTON

@MarkPayton2

OF

34

Age: 29 **Ht.:** 5-8 **Wt.:** 180 **Bats:** L **Throws:** L **ML Service:** 0.031

Born: 12/7/91 **Birthplace:** Orland Park, IL **Resides:** Orland Park, IL

Acquired: Was selected from the Oakland Athletics' Class AAA Las Vegas roster in the first round (6th overall) of the Major League phase of the Rule 5 Draft, December 12, 2019.

Contract: Signed through the 2021 season and under team control through 2026.

CAREER HIGHLIGHTS

- Was drafted 3 times, by the Twins (2010), Indians (2013) and Yankees (2014).
- Changed teams in the 2018 and 2019 Rule 5 Drafts...was selected by the Athletics in the minor league phase of that December 2018 draft and by the Reds in the Major League phase of the 2019 draft.
- Was an MiLB.com Organizational All-Star in 2016 (NYY) and 2019 (Oak).
- Was a minor league mid-season All-Star (2016 Florida State League) and a 3-time minor league player of the Week, once in the FSL (2016) and twice in the Pacific Coast League (2019).
- In 2015 led the Florida State League in on-base percentage (.390).

2020 SEASON

- In his Major League debut made 8 apps for the Reds, including 6 starts in LF.
- Was 1 of 5 Reds players to make Major League debuts (OF Shogo Akiyama, RHP Tejay Antone, C Tyler Stephenson, SS Jose Garcia).
- Began Summer Camp at the alternate training site.
- On 7/21, the Rule 5 draft selection cleared waivers and was returned to the Athletics...on 8/7 was re-acquired by the Reds for cash and was assigned to the alternate training site as part of the 60-man player pool.
- Joined the Reds' traveling party on 8/19 in Kansas City as part of the Taxi Squad.
- After 4 games on the Taxi Squad was added to the active 28-player roster on 8/22, when IF Josh VanMeter was optioned to the alternate training site.
- From 8/22-8/31 made all 8 of his apps before he was optioned back to the alternate site on 9/1, the day after OF Brian Goodwin was acquired from the Angels.
- Had a second stint on the Taxi Squad for the final road trip of the season, a 3-game series at Min.
- Accompanied the team to the Wild Card Series at Atl as a member of the Postseason roster...was part of the 40-player pool but was not active for the 2-game series sweep loss.
- With 2 outs in the top of the ninth inning of the 3-0 loss on 8/22 at StL, made his Major League debut as a pinch hitter and grounded out off Giovanni Gallegos.
- In the 6-2 loss on 8/23 at StL made his first Major League start, played LF (0-2).
- In the fifth inning on 8/25 at Mil produced his first Major League hit, a double off Brandon Woodruff.
- Recorded all 3 of his hits over a 4-game span from 8/25-8/29 in which he went 3-for-10 with a double.

2019 SEASON

- Was a non-roster invitee to the Athletics' Major League spring training camp and then for Class AAA Las Vegas produced the best season of his professional career.
- Was an MiLB.com Athletics Organizational All-Star.
- Twice was named Pacific Coast League Player of the Week (4/8-4/14, 7/8-7/14).
- Ranked among the Pacific Coast League leaders in OPS (2nd, 1.053), slugging percentage (3rd), batting average (4th), RBI (8th), doubles (11th) and on-base percentage (11th).
- Entered the season with 32 career HR over his first 5 professional seasons and 448 games.
- Was 1 of 6 only minor league players with at least 30 doubles and 30 home runs.

PERSONAL: Played for the University of Texas...during his junior and senior seasons at UT reached base safely in 101 consecutive games, the longest such streak in Big 12 history.

PAYTON'S CAREER TRANSACTIONS

- Was selected by the Twins in the 31st round of the June 2010 first-year player draft. Did not sign.
- Was selected by the Indians in the 16th round of the June 2013 first-year player draft. Did not sign.
- Was selected by the Yankees in the seventh round of the June 2014 first-year player draft.
- Was selected by the Athletics in the minor league phase of the Rule 5 Draft, December 13, 2018.
- Was selected by the Reds from the Athletics' Class AAA Las Vegas roster in the first round (6th overall) of the Major League phase of the Rule 5 Draft, December 12, 2019.
- Cleared waivers and was returned to the Athletics, July 21, 2020.
- Was re-acquired by the Reds for cash, August 7, 2020.

CAREER FIELDING								
Pos.	Pct.	G	PO	A	E	TC	DP	PB
LF	1.000	6	6	0	0	6	0	-

Career Hitting

Yr	Club	AVG	G	AB	R	H	2B	3B	HR	RBI	SH	SF	HB	BB	SO	SB	CS	OBP	SLG	E
14	Charleston - A	.357	22	84	16	30	4	1	2	13	0	0	0	13	15	1	2	.443	.500	1
	Tampa - A	.286	26	91	14	26	11	1	2	8	0	2	2	16	17	3	2	.396	.495	1
15	Tampa - A	.291	49	182	33	53	8	4	1	18	3	1	4	26	32	6	4	*.390	.396	4
	Trenton - AA	.250	72	264	28	66	9	1	5	34	2	4	3	24	60	5	3	.315	.348	0
16	Tampa - A	.309	24	81	15	25	2	1	3	15	0	1	0	16	18	2	3	.418	.469	0
	Trenton - AA	.272	97	338	53	92	15	5	7	47	7	2	3	31	50	8	2	.337	.408	1
	Scranton/W-B - AAA	.429	2	7	1	3	1	0	0	0	0	0	0	2	0	1	0	.556	.571	0
17	Scranton/W-B - AAA	.272	80	268	33	73	14	2	6	22	0	2	2	24	51	4	5	.334	.407	3
	Trenton - AA	.179	14	56	6	10	1	3	0	1	0	1	0	2	16	0	1	.203	.304	1
18	Scranton/W-B - AAA	.259	62	197	29	51	6	2	6	25	3	2	1	34	49	2	6	.368	.401	2
19	Las Vegas - AAA	.334	118	395	80	132	30	3	30	97	2	4	1	45	76	7	4	.400	.653	1
20	Cincinnati	.167	8	18	0	3	1	0	0	0	0	0	0	2	5	1	0	.250	.222	0
Major Totals		.167	8	18	0	3	1	0	0	0	0	0	0	2	5	1	0	.250	.222	0
Minor Totals		.286	566	1963	308	561	101	23	62	280	17	19	16	233	384	39	32	.363	.455	14

* In 2015 led the Florida State League in on-base percentage

SINGLE-SEASON CAREER HIGH STREAKS

Hitting Streak: 2g, 8/25-8/27, 2020; **Hitless Streak:** 6ab, 8/29-8/30, 2020



CIONEL PÉREZ

Twitter @CionelP

LHP

43

Age: 24 **Ht.:** 5-11 **Wt.:** 162 **Bats:** L **Throws:** L **ML Service:** 1.010

Born: 4/21/96 **Birthplace:** La Habana, Cuba **Resides:** Miami, FL

Acquired: From the Astros for minor league C Luke Berryhill, January 23, 2021.

Contract: Signed through the 2021 season and under team control through 2025.

CAREER HIGHLIGHTS

- First name is pronounced see-oh-NELL...accent mark in Pérez.
- In 2018 was a mid-season Texas League All-Star and twice was a Player of the Week (4/15-4/21, 5/13-5/19).
- Was ranked by *Baseball America* the No. 2 prospect in the 2017 international class and the 11th-best prospect in the Class AA Texas League in 2018.
- Was rated by MLB.com the Astros' seventh-best prospect in 2018 and fifth-best in 2019.
- Before he was signed out of the Bahamas by the Astros in December 2016, pitched for 2 seasons with Matanzas in the Serie Nacional in Cuba (30g, 28gs, 10-5, 2.20)...in 2014, at the age of 18 led the Serie Nacional with a 2.06 ERA over 17 starts.
- Made his first Major League appearance on 7/11/18 vs Oak...at 22 years, 81 days old became the youngest Cuban-born pitcher to debut since Fla's Jose Fernandez did it on 4/7/13 at 20 years, 250 days.
- Earned his only Major League victory on 6/7/19 vs Bal, a 4-3 win in 11 innings.

2020 SEASON

- Spent most of Summer Camp assigned to the Astros' alternate spring training site in Round Rock...from 7/12-8/18 was on the minor league 60-day injured list.
- Made all his 7 apps for the Astros from 8/20-9/4 (4g, 4.1ip) and 9/6-9/15 (3g, 2ip)...was on the Astros' 40-player Postseason roster but was not added to the Wild Card, Division Series or NLCS active rosters.

PÉREZ' CAREER TRANSACTIONS

- Was signed by the Astros as a non-drafted free agent, December 9, 2016. Was signed by Charlie Gonzalez and Oz Ocampo.
- On Round Rock's 7-day injured list with a strained left forearm, June 29-August 24, 2019.
- On the Astros' minor league 60-day injured list, July 12-August 18, 2020.
- Was acquired by the Reds for minor league C Luke Berryhill, January 23, 2021.

Career Pitching

Yr	Club	W-L	ERA	G	GS	CG	SHO	SV	IP	H	R	ER	HR	BB	SO	WP	BK
17	Quad Cities - A	4-3	4.39	12	9	0	0	2	55.1	52	30	27	2	17	55	7	1
	Buies Creek - A	2-1	2.84	5	4	0	0	0	25.1	27	10	8	1	5	18	3	0
	Corpus Christi - AA	0-0	5.54	4	3	0	0	0	13.0	15	8	8	1	5	10	1	0
18	Corpus Christi - AA	6-1	1.98	16	11	0	0	1	68.1	54	18	15	3	22	83	8	2
	Houston	0-0	3.97	8	0	0	0	0	11.1	6	5	5	3	7	12	0	0
	Fresno - AAA	1-0	3.38	4	0	0	0	0	5.1	5	2	2	0	6	6	2	0
19	Round Rock - AAA	2-1	5.36	13	10	0	0	0	47.0	53	30	28	6	24	43	1	0
	Houston	1-1	10.00	5	0	0	0	0	9.0	11	10	10	3	2	7	0	0
	GCL Astros - R	0-0	3.18	3	3	0	0	0	5.2	6	2	2	0	3	14	2	0
	Fayetteville - A	1-0	0.00	1	0	0	0	0	2.0	2	0	0	0	0	1	0	0
20	Houston	0-0	2.84	7	0	0	0	0	6.1	7	2	2	0	6	8	0	0
	Major Totals	1-1	5.74	20	0	0	0	0	26.2	24	17	17	6	15	27	0	0
	Minor Totals	16-6	3.65	58	40	0	0	3	222.0	214	100	90	13	82	230	24	3

SINGLE-SEASON CAREER HIGH STREAKS

Scoreless Streak By Game: 3g, 8/21-9/3, 2020; Scoreless Streak By Inning: 4.0, 6/7-6/12, 2019; Winning/Losing Streaks: NA



HECTOR PEREZ

[@Hector_perez45](#)

RHP

49

Age: 24 Ht.: 6-3 Wt.: 223 Bats: R Throws: R ML Service: 0.006

Born: 6/6/96 Birthplace: Santo Domingo, DR Resides: Santo Domingo, DR

Acquired: From the Blue Jays for a player to be named or cash, January 22, 2021.

Contract: Signed through the 2021 season and under team control through 2026.

CAREER HIGHLIGHTS

- Was rated by *Baseball America* the Astros' No. 16 prospect in 2017 and No. 7 prospect in 2018, then was rated the Blue Jays' No. 19 prospect in 2019.
- In July 2016 was a New York-Penn League Pitcher of the Week.
- Following the 2019 and 2020 seasons played for Licey in the Dominican Winter League (11g, 1gs, 0-0, 5.52, 14.2ip, 13h, 9er, 12bb, 16k, 1hr, 1.70whip, .232oba).

2020 SEASON

- Spent most of Summer Camp assigned to the Blue Jays' alternate spring training site in Rochester, NY.
- From 6/30-9/1 was on the minor league 60-day injured list.
- Was part of the Blue Jays' 40-player Postseason pool but was not added to the Wild Card Series roster.
- Spent 1 day on the Blue Jays' active roster...on 9/16 at Yankee Stadium, made his only Major League appearance in the 13-2 loss (1.2ip, 3h, 2er, 3bb, 1k, 1hr, 33 pitches)...in the seventh inning allowed the third of 3 home runs hit by backup catcher Kyle Higashioka, who became the first Yankee and sixth player in Major League history with 3 HR while batting ninth in the lineup...was the Yankees' seventh HR of the game.
- Following the season made 3 relief apps for Licey in the Dominican Winter League (0-0, 9.00, 2ip, 3h, 2er, 3bb, 5k, 1hr, 3.00whip, .333oba).

PERSONAL: Favorite player is Hall of Fame pitcher Pedro Martinez...follow on Twitter @Hector_perez45.

PEREZ' CAREER TRANSACTIONS

- Was signed by the Astros as an international free agent, July 7, 2014.
- Was acquired by the Blue Jays, along with RHP David Paulino and RHP Ken Giles, for RHP Roberto Osuna, July 30, 2018.
- On New Hampshire's 7-day injured list, July 4-10, 2019.
- On the Blue Jays' minor league 60-day injured list, June 30-September 1, 2020.
- Was acquired by the Reds for a player to be named or cash, January 22, 2021.

Career Pitching

Yr	Club	W-L	ERA	G	GS	CG	SHO	SV	IP	H	R	ER	HR	BB	SO	WP	BK
15	DSL Astros - R	1-0	2.12	7	7	0	0	0	29.2	20	10	7	0	6	32	4	1
	GCL Astros - R	1-0	1.16	9	3	0	0	1	23.1	10	5	3	0	16	16	1	0
	Greeneville - R	0-0	0.00	1	0	0	0	0	2.0	0	0	0	0	1	2	1	0
16	Tri-City - A	2-0	1.57	7	3	0	0	0	28.2	19	5	5	0	12	36	5	0
	Quad Cities - A	2-1	4.60	7	7	0	0	0	31.1	28	20	16	1	22	44	5	0
17	Quad Cities - A	1-1	2.50	4	3	0	0	0	18.0	9	5	5	2	11	24	2	0
	Buies Creek - A	6-5	3.63	21	14	0	0	2	89.1	69	49	36	6	67	104	12	0
	Buies Creek - A	3-3	3.84	17	11	1	1	2	72.2	50	31	31	5	40	83	12	0
18	Corpus Christi - AA	0-1	3.24	4	2	0	0	0	16.2	12	6	6	0	8	18	3	0
	New Hampshire - AA	0-1	3.86	6	5	0	0	0	25.2	17	12	11	1	16	32	1	0
19	New Hampshire - AA	7-6	4.60	26	24	0	0	0	121.1	130	65	62	9	67	117	15	2
20	Toronto	0-0	10.80	1	0	0	0	0	1.2	3	2	2	1	3	1	0	0
Major Totals		0-0	10.80	1	0	0	0	0	1.2	3	2	2	1	3	1	0	0
Minor Totals		23-18	3.57	109	79	1	1	5	458.2	364	208	182	24	266	508	61	3



NOÉ RAMIREZ

Twitter icon @NOERAMIREZ24

RHP

41

Age: 31 Ht.: 6-3 Wt.: 205 Bats: R Throws: R ML Service: 3.139

Born: 12/22/89 Birthplace: Los Angeles, CA Resides: Los Angeles, CA

Acquired: From the Angels, with a player to be named, for RHP Raisel Iglesias and cash, December 7, 2020; the Reds received minor league IF Leonardo Rivas, December 10.

Contract: Signed a 1-year contract through the 2021 season, avoiding arbitration, January 15, 2021. Is under team control through 2023.

CAREER HIGHLIGHTS

- The accent in his first name is on the second syllable and rhymes with day, pronounced no-A.
- Has been on 4 Opening Day rosters (2016 Red Sox, 2018-2020 Angels).
- In 2019 averaged 10.51 strikeouts per 9 innings, second among qualified Angels relievers.
- In 2018 ranked among the American League rookie leaders in games (T2nd), strikeouts (6th) and wins (T6th).
- In 2018 was 1 of only 4 players to remain on Angels' active roster for the entire season (José Álvarez, Cam Bedrosian, Blake Parker).
- His 7 wins in 2018 were most by an Angels reliever since Joe Smith (7) in 2014.
- Made his Major League debut on 7/3/15 for Bos vs Hou and suffered the 10-inning, 12-8 loss.
- Earned his first career win on 4/4/18 vs Cle, a 3-2 Red Sox victory in 13 innings.
- Recorded his first career save on 8/27/18 vs Col, a 10-7 Angels win, then started the next day's game and threw 1.0 inning in the 3-2 loss vs the Rockies...became the first pitcher in Angels history to record a save and make a start on consecutive days.
- From 8/14-8/16, 2019 served 3 games on Major League Baseball's suspended list after hitting Hou's Jake Marisnick with a pitch on 7/16.
- Following the 2011 season, his changeup was rated by Baseball America the best in the Red Sox' system.
- While playing for USA Baseball's Collegiate National Team, won a silver medal at the 2010 World University Championships in Japan.
- In 2014 was a mid-season Eastern League All-Star.
- In 2013 was the Red Sox' Minor League Pitcher of the Month for July and an Arizona Fall League Rising Star.

2020 SEASON

- Made the Opening Day roster for the fourth time in his career and for the third straight season with the Angels.
- Earned his only decision of the season in the 7-6 Angels win on 9/5 vs Hou.
- In a 7-6 loss at Sea on 8/5 allowed a season-high 3 runs while recording just 2 outs...his ERA in his other 20 apps of the season was 1.77.
- Beginning with his next appearance, on 8/7 at Tex, posted a 1.69 ERA in his last 15 apps of the season.
- On 12/7 was traded to the Reds, with a player to be named, for closer RHP Raisel Iglesias and cash...the trade was completed on 12/10, when the Reds received minor league IF Leonardo Rivas.

PERSONAL: Attended Alhambra (CA) High School and Cal State University, Fullerton...in 13 starts and 1 relief appearance as a junior at Cal State Fullerton in 2011 went 8-4, 1.69 with 103 strikeouts while holding opponents to a .179 batting average...following that season was named to the All-Big West Conference first team and to Collegiate Baseball's All-America second team...in October 2018 was honored with a resolution from the Los Angeles City Council for his contributions on the field and in the community...while with the Angels, following the 2017 season switched uniform numbers from #65 to #25 and following the 2018 season changed to #24...follow on Twitter @NOERAMIREZ24.

RAMIREZ' CAREER TRANSACTIONS

- Was selected by the Red Sox in the fourth round of the June 2011 first-year player draft. Was signed by Jim Woodward.
- Was claimed off waivers by the Angels, August 18, 2017.
- On 10-day injured list with a viral infection, July 27-August 13, 2019; included a rehabilitation assignment at Inland Empire, August 10-13.
- On Major League Baseball's suspended list, August 14-16, 2019.
- Was acquired by the Reds, with a player to be named, for RHP Raisel Iglesias and cash, December 7, 2020; the Reds received minor league IF Leonardo Rivas, December 10.

Career Pitching

Yr	Club	W-L	ERA	G	GS	CG	SHO	SV	IP	H	R	ER	HR	BB	SO	WP	BK
12	Greenville - A	2-7	4.15	16	16	0	0	0	84.2	89	43	39	12	19	82	2	1
13	Salem - A	2-1	2.11	21	0	0	0	1	47.0	41	13	11	0	9	44	3	0
	Portland - AA	1-1	2.83	15	0	0	0	5	28.2	22	9	9	4	8	31	0	0
14	Portland - AA	2-1	2.14	42	0	0	0	18	67.1	56	17	16	0	16	56	6	1
15	Pawtucket - AAA	4-1	2.32	30	1	0	0	3	42.2	33	13	11	1	18	38	1	0
	Boston	0-1	4.15	17	0	0	0	0	13.0	13	12	6	3	7	13	1	0
16	Boston	0-0	6.23	14	0	0	0	0	13.0	16	9	9	4	8	15	0	0
	Pawtucket - AAA	2-3	1.85	30	0	0	0	7	43.2	39	11	9	3	11	54	4	0
17	Boston	0-0	3.86	2	0	0	0	0	4.2	3	2	2	2	1	4	0	0
	Pawtucket - AAA	3-3	3.51	33	0	0	0	5	48.2	40	19	19	7	16	57	1	0
	Salt Lake - AAA	0-0	0.00	4	0	0	0	0	4.1	2	0	0	0	2	4	0	0
	Los Angeles (AL)	0-0	2.16	10	0	0	0	0	8.1	3	3	2	0	4	10	0	0
18	Los Angeles (AL)	7-5	4.54	69	1	0	0	1	83.1	75	43	42	15	30	95	4	0
19	Los Angeles (AL)	5-4	3.99	51	7	0	0	0	67.2	59	30	30	9	20	79	2	0
	#Inland Empire - A	0-0	0.00	1	1	0	0	0	1.0	0	0	0	0	1	0	0	0
20	Los Angeles (AL)	1-0	3.00	21	0	0	0	0	21.0	15	7	7	2	9	14	1	0
Major Totals		13-10	4.18	184	8	0	0	1	211.0	184	106	98	35	79	230	8	0
Minor Totals		16-17	2.79	192	18	0	0	39	368.0	322	125	114	27	100	366	17	2
# Injury rehab																	

SINGLE-SEASON CAREER HIGH STREAKS

Scoreless Streak By Game: 10g, 5/29-6/25, 2019; **Scoreless Streak By Inning:** 16.1, 5/29-6/25, 2019;
Winning Streak: 3g (2x), 9/11-9/25, 2018 & 4/25-6/19, 2019; **Losing Streak:** 2g (2x), 8/19-8/28, 2018 & 8/19-9/3, 2019



SAL ROMANO

RHP

47

Age: 27 Ht.: 6-5 Wt.: 255 Bats: L Throws: R ML Service: 1.167

Born: 10/12/93 Birthplace: Syosset, NY Resides: Plantsville, CT

Acquired: Was selected by the Reds in the 23rd round of the June 2011 first-year player draft. Was signed by Lee Seras.

Contract: Signed through the 2021 season and under team control through 2025.

CAREER HIGHLIGHTS

- In each of his first 2 apps of the 2019 season recorded a 3-inning save (14-6 win on 7/23 at Mil, 10-1 win on 8/10 vs Cubs)...are the only saves of his Major League career.
- Following the 2016 season participated in a leadership training program at West Point.
- In 2014 and 2016 led or tied for his league lead in both starts and innings pitched.
- Was Southern League Pitcher of the Week for 7/25-7/31, 2016 and Florida State League Pitcher of the Week for 7/20-7/26, 2015.
- In 2013 and 2014 was a mid-season Midwest League All-Star.
- Is Class A Dayton's all-time leader in career starts (53) and innings pitched (269.0) while ranking second in career strikeouts (217, Ismael Guillon 230) and T4th in wins (15)...his 28 starts in 2014 tie for the most by a Dragons pitcher in a single season (Wyatt Strahan 2015, Packy Naughton in 2018).

SINGLE-SEASON CAREER HIGH STREAKS

Scoreless Streak By Game: 4g, 9/3-9/18, 2019; Scoreless Streak By Inning: 14.0, 6/12-6/24, 2018; Winning Streak: 2g (2x), 8/18-8/29, 2017 & 7/4-7/25, 2018; Losing Streak: 3g (2x), 8/3-8/13, 2017 & 5/14-5/25, 2018

2020 SEASON

- Spent most of the season at the alternate training site as part of the Reds' 60-player pool.
- In his 2 apps for the Reds, on 9/14 vs Pit and 9/18 vs WSox, retired all 4 batters.
- Was promoted just prior to the game on 9/13 at StL, when RHP Sonny Gray went on the 10-day injured list with a mid-back strain...already was with the club in St. Louis as part of the Taxi Squad.
- Made his season debut the next night, in the fifth inning of the 9/14 doubleheader nightcap vs Pit...entered with the bases loaded and 2 outs and induced Gregory Polanco to pop out, keeping the deficit at 4-3... became the pitcher of record when Mike Moustakas' 3-run HR in the bottom of the inning gave the Reds a 6-4 lead they would not relinquish on the way to a 9-4 win.
- In the 7-1 win vs WSox on 9/18, threw a perfect ninth inning.
- Was not on the Reds' 40-player Postseason pool roster.

2019 SEASON

- Spent most of the season at Louisville, where he tied for third on the staff in apps (43).
- Made 12 apps during 3 stints with the Reds...made 1 appearance while on the roster from 7/22-7/27 and 2 apps from 8/9-8/14...on 8/31 rejoined the team for the rest of the season and finished the season with 9 more apps.
- 4 times for the Reds threw more than 1.0 inning, once threw 2.0 innings (9/25 vs Mil) and twice threw a season-high 3.0 innings (7/23 at Mil, 8/10 vs Cubs).
- In each of his first 2 apps of the season recorded a 3-inning save (14-6 win on 7/23 at Mil, 10-1 win on 8/10 vs Cubs)...are the first saves of his Major League career.
- Became the first Reds pitcher with more than 1 save of at least 3.0 innings in the same season since 1999, when Rookie of the Year Scott Williamson (3 times) and Stan Belinda (twice) each did it.
- On 8/31 was promoted from Louisville as the 26th player for the day/night doubleheader at StL...did not pitch in either game...immediately following that day/night doubleheader was optioned back to Louisville, but then the next day was promoted again as 1 of 5 September callups.
- For Louisville on 7/18 at Pawtucket, tied his professional career high with 10 strikeouts.
- Was designated for assignment on 2/5/20, when the Reds signed free agent RHP Pedro Strop...on 2/11 cleared waivers, was outrighted to Louisville and was invited to 2020 Major League spring training camp.

2018: Went 7-10, 5.48 in 25 starts (131.1ip) and 1-1, 3.77 in 14 relief apps (14.1ip)...made his first 19 apps of the season as a starter (5-8, 5.28) and 14 of his last 20 apps out of the bullpen...following a stretch of 4 consecutive starts from 8/1-8/21 (1-2, 8.00), made 12 straight relief apps from 8/25-9/26 (1-1, 4.50) before he returned to the rotation to start the final game of the season after the Reds shut down Luis Castillo...over 3 starts from 6/12-6/24 produced a career-high 14.2-inning scoreless streak...in the 10-inning, 5-1 win on 6/12 at KC threw 8.0 innings, tying his career high...was 1 of 3 Reds pitchers to throw at least 8.0 innings (Homer Bailey 8.0, Luis Castillo 8.1)...the Reds went 12-2 in his 14 relief apps, the bullpen's best winning percentage (.833).

2017: In his Major League debut made 16 starts during 3 stints with the Reds...made spot starts in April and in early July before joining the rotation for good after the All-Star break...during the second half led Reds pitchers in innings (79.0) while tying Homer Bailey for the staff lead in starts (14)...in his last 8 starts of the season for the Reds went 3-3, 3.17 with 4 quality starts...overall after the All-Star break went 4-7, 4.44 in his 14 starts...the Reds went 7-9 in his 16 starts...began the season at Louisville and went 0-0, 1.38 in 2 starts before he was recalled on 4/16...in his Major League debut that Sun afternoon at Mil suffered the 4-2 loss...started in place of RHP Rookie Davis, who was disabled 4 days earlier...following that start was optioned back to Louisville...made 8 more starts there around a stint on the Bats' disabled list before he was promoted for his second career start on 7/6, when at Ari he earned his first career victory (6-3 win)...returned to Louisville the next day...on 7/13 threw 2.1 innings vs Indianapolis in a tuneup start in preparation for his 7/18 promotion...on 9/3 at Pit doubled off Trevor Williams to snap an 0-for-17 skid to begin his career.

MINOR LEAGUES

2016: In his first full season at Class AA Pensacola led the Southern League in innings pitched, tied for the lead in starts and ranked second in the SL in strikeouts...averaged 1.90 walks per 9 innings, second-best ratio in the league...averaged 8.31 strikeouts per 9 innings, third-best in the SL...was Southern League Pitcher of the Week for 7/25-7/31...his fastball was rated the best in the organization...**2015:** While at Daytona was Florida State League Pitcher of the Week for 7/20-7/26 after allowing just 1 hit in 7.0 shutout innings of a 7-1 win at Dunedin on 7/21 (Obb, 6k)...following the season, his fastball was rated by *Baseball America* the best in the organization...on 11/19 was added to the 40-man roster...**2014:** At Class A Dayton was a mid-season Midwest League All-Star for the second straight year...led the MWL in starts and innings pitched...with 28 starts established a new single-season club record (tied by Wyatt Strahan in 2015).

PERSONAL: Graduated from Southington (CT) High School.

ROMANO'S CAREER TRANSACTIONS

- Was selected by the Reds in the 23rd round of the June 2011 first-year player draft. Signed by Lee Seras.
- On Dayton's disabled list, May 30-June 5, 2013.
- On Louisville's disabled list with a strained right shoulder, April 27-June 2, 2017.

Career Pitching

Yr	Club	W-L	ERA	G	GS	CG	SHO	SV	IP	H	R	ER	HR	BB	SO	WP	BK
12	Billings - R	5-6	5.32	15	15	0	0	0	64.1	74	45	38	1	23	52	9	3
13	Dayton - A	7-11	4.86	25	25	0	0	0	120.1	134	81	65	10	57	89	9	1
14	Dayton - A	8-11	4.12	28	*28	0	0	0	*148.2	169	87	68	9	42	128	9	1
15	Daytona - A	6-5	3.46	19	18	1	0	0	104.0	103	48	40	2	33	79	4	1
	Pensacola - AA	0-4	10.96	7	7	0	0	0	23.0	35	28	28	4	12	9	0	0
16	Pensacola - AA	6-11	3.52	27	*27	0	0	0	*156.0	157	71	61	10	34	144	7	0
17	Louisville - AAA	1-4	3.47	10	10	1	0	0	49.1	49	26	19	1	17	32	5	0
	Cincinnati	5-8	4.45	16	16	0	0	0	87.0	91	49	43	9	37	73	5	0
18	Cincinnati	8-11	5.31	39	25	0	0	0	145.2	155	92	86	23	53	105	7	0
19	Louisville - AAA	4-8	4.28	43	5	0	0	1	69.1	72	38	33	6	26	76	8	1
	Cincinnati	1-0	7.71	12	0	0	0	2	16.1	22	14	14	4	8	16	1	0
20	Cincinnati	1-0	0.00	2	0	0	0	0	1.1	0	0	0	0	0	0	0	0
Major Totals		15-19	5.14	69	41	0	0	2	250.1	268	155	143	36	98	194	13	0
Minor Totals		37-60	4.31	174	135	2	0	1	735.0	793	424	352	43	244	609	51	7

* Led or tied for league lead

Career Hitting

Yr	Club	AVG	G	AB	R	H	2B	3B	HR	RBI	SH	SF	HB	BB	SO	SB	CS	OBP	SLG	E
17	Cincinnati	.042	16	24	0	1	1	0	0	0	5	0	0	1	15	0	0	.080	.083	1
18	Cincinnati	.056	39	36	1	2	1	0	0	2	4	0	0	0	24	0	0	.056	.083	2
19	Cincinnati	.000	12	2	0	0	0	0	0	0	0	0	0	1	0	0	0	.000	.000	0
20	Cincinnati	----	2	0	0	0	0	0	0	0	0	0	0	0	0	0	0	----	----	0
Major Totals		.048	69	62	1	3	2	0	0	2	9	0	0	1	40	0	0	.063	.081	3



TONY

@Tony_Santi19

RHP

SANTILLAN

64

Age: 23 Ht.: 6-3 Wt.: 240 Bats: R Throws: R ML Service: 0.000

Born: 4/15/97 Birthplace: Fort Worth, TX Resides: Arlington, TX

Acquired: Was selected in the second round (49th overall) of the June 2015 first-year player draft. Was signed by Byron Ewing.

Contract: Signed through the 2021 season and under team control through 2026.

CAREER HIGHLIGHTS

- Last name is pronounced SAN-tee-yan.
- Is rated by *Baseball America* the ninth-best prospect in the organization.
- In 2018 was the Reds' Minor League Pitcher of the Year and their Pitcher of the Month for April and July.
- From 2016-2018 was an All-Star at 3 different levels (Pioneer League in 2016, Midwest League in 2017, Florida State League in 2018).
- Following the 2017 season, his changeup was rated by *Baseball America* the best in the organization...following the 2016 season, his fastball was rated by *Baseball America* the best in the organization.
- In November 2018 participated in a leadership training program at West Point.
- Following the 2019 season was invited to Major League Baseball's Rookie Career Development Program.

BASEBALL AMERICA'S TOP 10 REDS PROSPECTS

1. Jose Garcia, SS
2. Austin Hendrick, OF
3. Jonathan India, IF
4. Tyler Stephenson, C
5. Hunter Greene, RHP
6. Tejay Antone, RHP
7. Nick Lodolo, LHP
8. Rece Hinds, IF
9. **Tony Santillan, RHP**
10. Mike Siani, OF

2020 SEASON

- Spent the season at the alternate training site as part of the Reds' 60-player pool roster.
- Was a member of the 40-player Postseason roster and traveled with the team to the final road trip of the regular season, a 3-game series at Min, and to the Wild Card Series at Atl.
- Did not make an appearance on the active roster during the regular season or Postseason.
- At 22 years old, went to spring training in Goodyear as the youngest player on the Reds' 40-man roster.
- Entered the season rated by MLB.com the fourth-best prospect in the organization behind RHP Hunter Greene, LHP Nick Lodolo and IF Jonathan India and the fifth-best prospect as rated by *Baseball America*.

2019 SEASON

- In an injury-plagued season made all 21 of his starts for Class AA Chattanooga.
- Was on the Lookouts' injured list 3 times with injuries related to an impingement in his right shoulder (6/28-7/4, 7/14-7/18, 8/2-remainder of the season).
- Entered the season rated by both *Baseball America* and MLB Pipeline the fifth-best prospect in the organization and 69th in *BA's* Top 100...also was rated by field managers the best pitching prospect in the Florida State League and by *Baseball America* the sixth-best overall prospect in the Southern League.
- On 11/20 was added to the 40-man roster.

SEASON HIGHLIGHTS

2018: Was the Reds' Minor League Pitcher of the Year, their Pitcher of the Month for April and July and a Florida State League All-Star...in 26 starts at Class A Daytona and Class AA Pensacola went 10-7, 3.08 (149ip, 146h, 38bb, 134k)...among all Reds minor league pitchers ranked second in ERA, T3rd in wins and fourth in strikeouts...**2017:** At Class A Dayton was a Midwest League All-Star...ranked among MWL leaders in opponents' batting average (.222, 3rd), strikeouts (128, 4th) and ERA (3.38, 5th)...following the season his changeup was rated the best in the organization...**2016:** Following the season was rated by *Baseball America* (11th) and MLB.com (14th) among the organization's top prospects...his fastball was rated the best in the organization.

PERSONAL: Graduated from Seguin High School in Arlington, Texas...follow on Twitter @Tony_Santi19.

SANTILLAN'S CAREER TRANSACTIONS

- Was selected by the Reds in the second round (49th overall) of the June 2015 first-year player draft. Was signed by Byron Ewing.
- On Dayton's disabled list, May 30-June 8, 2017.
- On Chattanooga's injured list with injuries related to an impingement in his right shoulder, June 28-July 4, July 14-18 and August 2-remainder of the season, 2019.

Career Pitching

Yr	Club	W-L	ERA	G	GS	CG	SHO	SV	IP	H	R	ER	HR	BB	SO	WP	BK
15	AZL Reds - R	0-2	5.03	7	7	0	0	0	19.2	15	12	11	1	11	19	4	1
16	Billings - R	1-0	3.92	8	8	0	0	0	39.0	32	17	17	4	16	46	8	3
	Dayton - A	2-3	6.82	7	7	0	0	0	30.1	27	23	23	3	24	38	5	3
17	Dayton - A	9-8	3.38	25	24	0	0	0	128.0	104	57	48	9	56	128	11	2
18	Daytona - A	6-4	2.70	15	15	1	0	0	86.2	81	31	26	5	22	73	3	*3
	Pensacola - AA	4-3	3.61	11	11	0	0	0	62.1	65	27	25	8	16	61	3	0
19	Chattanooga - AA	2-8	4.84	21	21	0	0	0	102.1	110	59	55	8	54	92	3	1
Minor Totals		24-28	3.94	95	93	1	0	0	468.1	434	226	205	38	199	457	37	13

* Tied for Florida State League lead



MAX
SCHROCK

 @mschrock94

INF

32

Age: 26 Ht.: 5-9 Wt.: 185 Bats: L Throws: R ML Service: 0.075

Born: 10/12/94 Birthplace: Bremerton, WA Resides: Cary, NC

Acquired: Was claimed off waivers from the Cubs, February 10, 2021.

Contract: Signed through the 2021 season and under team control through 2026.

CAREER HIGHLIGHTS

- In 2021 attended Major League spring training camp for the fourth consecutive year.
- In 2020 made his Major League debut with 11 apps for the Cardinals.
- In 2017 was an MiLB.com Athletics Organization All-Star and a Texas League All-Star.
- In 2016 was the Most Valuable Player of the South Atlantic League All-Star Game.
- In 2016 led all minor league batters with 177 hits while playing for 2 affiliates (Wsh, Oak) and 4 teams (Hagerstown, Potomac, Stockton, Midland).
- In the minor leagues was a member of 3 league championship teams (2016 Texas League, 2017 Texas League, 2018 Pacific Coast League) and the 2018 Triple-A post-season champion.
- In his minor league career hit .300 (.29972) over 480 apps and 1,979 plate apps.
- In his minor league career played 2B (329g, 322gs), 3B (71g, 69gs), SS (12g, 9gs) and LF (11g, 8gs).
- In his minor league career was successful on 76 percent of his stolen base attempts (50-66).
- In his minor league career struck out just 185 times in 1,979 plate apps for an average of once every 10.70 plate apps...is the 16th-best ratio among all minor league batters since his first professional season in 2015.
- In 2017, at Class AA Midland led the Texas League in plate apps-per-strikeout ratio (1k / 10.88pa).
- In 2017 led Texas League second basemen in fielding percentage (.986), games (101), total chances (436), putouts (173), assists (257) and double plays (83)...from 4/26-6/25 produced a 35-game errorless streak.

2020 SEASON

- Spent most of the season at the Cardinals' alternate training site but made his Major League debut by playing in 11 games.
- Made all 11 of his apps from 8/5-8/28...was on the roster twice more, from 9/16-9/17 and 9/28-9/29, but did not play in a game.
- Played 2B (5g, 3gs) and 3B (2g, 1gs).
- On 8/15 made his Major League debut in a 6-3 Cardinals win at White Sox...started at 2B in the nightcap of a doubleheader sweep...in the fifth inning, in his second career plate appearance, singled off Jimmy Cordero for his first Major League hit...singled again in his next plate appearance, in the sixth inning, off Jace Fry.
- Also made a pitching appearance...in the 14-2 loss to the Indians on 8/28 threw 8 pitches in a perfect ninth inning (Tyler Naquin F8, Jordon Luplow FP2, Roberto Perez 6-3).
- Hit his only Major League home run in a 5-4 loss to the Cubs in the nightcap of a doubleheader at Wrigley Field on 8/17 (solo off Kyle Ryan)...was the second of the Cardinals' only set of back-to-back HR all season, preceded by Brad Miller's homer.
- Following the season, on 10/30, was claimed off waivers by the Cubs.
- On 2/5/21 was designated for assignment by the Cubs.
- On 2/10/21 was claimed off waivers by the Reds.

PERSONAL: Graduated from Cardinal Gibbons High School in Raleigh, NC...played for the Evoshield Canes Baseball AAU team that won the 2010 16-U World Wood Bat National Championship...from 2013-2015 played at the University of South Carolina, where he was a freshman teammate of senior pitcher Tyler Webb...in 2013 was an NCBWA freshman All-American...in 2015 was a second-team All-Southeastern Conference pick...follow on Twitter @mschrock94.

SCHROCK'S CAREER TRANSACTIONS

- Was selected by the Diamondbacks in the 28th round of the June 2012 first-year player draft. Did not sign.
- Was selected by the Nationals in the 13th round (404th overall) of the June 2015 first-year player draft.
- Was acquired by the Athletics for LHP Mark Rzepczynski and cash, August 24, 2016.
- On Midland's 7-day disabled list, May 31-June 17, 2017.
- Was acquired by the Cardinals, along with IF Yairo Muñoz, for OF Stephen Piscotty, December 14, 2017.
- On Memphis' 7-day disabled list, August 6-17, 2018.
- On Memphis' 7-day injured list, May 8-15, June 8-26 and July 5-22, 2019.
- Was claimed off waivers by the Cubs, October 20, 2020.
- Was claimed off waivers by the Reds, February 10, 2021.

CAREER FIELDING								
Pos.	Pct.	G	PO	A	E	TC	DP	PB
2B	1.000	5	3	5	0	8	0	-
3B	1.000	2	1	2	0	3	0	-
P	---	1	0	0	0	0	0	-

Career Hitting

Yr	Club	AVG	G	AB	R	H	2B	3B	HR	RBI	SH	SF	HB	BB	SO	SB	CS	OBP	SLG	E
15	Auburn - A	.308	46	172	31	53	10	4	2	14	0	1	0	13	16	2	1	.355	.448	5
16	Hagerstown - A	.326	67	270	46	88	20	2	4	39	0	3	4	22	20	15	3	.381	.459	8
	Potomac - A	.341	54	232	30	79	11	0	5	29	0	0	3	9	22	7	2	.373	.453	4
	Stockton - A	.111	2	9	0	1	0	0	0	0	0	0	0	0	0	0	0	.111	.111	0
	Midland - AA	.391	6	23	3	9	1	0	0	3	0	1	0	0	0	0	1	.375	.435	0
17	Midland - AA	.321	106	417	55	134	19	1	7	46	0	1	5	34	42	4	2	.379	.422	6
18	Memphis - AAA	.249	114	417	41	104	22	0	4	42	1	8	7	24	36	10	5	.296	.331	10
19	Memphis - AAA	.275	85	265	42	73	20	1	2	31	0	0	1	37	49	12	2	.366	.381	6
20	St. Louis	.176	11	17	1	3	0	0	1	1	0	0	0	0	6	0	0	.176	.353	0
Major Totals		.176	11	17	1	3	0	0	1	1	0	0	0	0	6	0	0	.176	.353	0
Minor Totals		.300	480	1805	248	541	103	8	24	204	1	14	20	139	185	50	16	.354	.406	39

In 2016 led all minor league batters with 177 hits

Career Pitching

Yr	Club	W-L	ERA	G	GS	CG	SHO	SV	IP	H	R	ER	HR	BB	SO	WP	BK
20	St. Louis	0-0	0.00	1	0	0	0	0	1.0	0	0	0	0	0	0	0	0
Major Totals		0-0	0.00	1	0	0	0	0	1.0	0	0	0	0	0	0	0	0

Only Major League pitching appearance on 8/28/20 vs Cle (9th inning, 14-2 loss, 8 pitches)

SINGLE-SEASON CAREER HIGH STREAKS

Hitting Streak: 2g, 8/15-8/17, 2020; **Hitless Streak:** 12ab, 8/18-8/28, 2020



NICK SENZEL

@LilSenzi

CF

15

Age: 25 Ht.: 6-1 Wt.: 205 Bats: R Throws: R ML Service: 1.150

Born: 6/29/95 Birthplace: Atlanta, GA Resides: Knoxville, TN

Acquired: Was selected by the Reds in the first round (2nd overall) of the June 2016 first-year player draft. Was signed by Brad Meador.

Contract: Signed through the 2021 season and under team control through 2025.

CAREER HIGHLIGHTS

- Last name is pronounced sen-ZELL.
- Is the only player in franchise history, and 1 of only 22 players in Major League history, to produce 3 HR in his first 4 Major League apps.
- Was selected by the Reds in the first round (2nd overall) of the June 2016 first-year player draft...was rated the best pure hitter in that draft...was the Reds' highest draft pick since they took SS Kurt Stillwell with the second pick of the 1983 draft.
- For 2 consecutive seasons (2018, 2019) was rated by *Baseball America* and MLB.com's MLB Pipeline the best overall prospect in the organization.
- Following the 2018 season was rated by *Baseball America* the best player in the organization, the International League's best defensive second baseman and the IL's sixth-best prospect overall.
- Was the organization's Minor League Player of the Month for June 2018.
- In 2017 received the Sheldon "Chief" Bender Award as the Reds' Minor League Player of the Year, was a *Baseball America* All-Star, the organization's Player of the Month for August, Southern League Player of the Week for 8/7-8/13 and participated in both the Florida State League All-Star Game and SiriusXM All-Star Futures Game.
- In 2016 was an MiLB.com Organization All-Star.

2020 SEASON

- With 2 outfield assists shared the team lead with Shogo Akiyama.
- From 8/19-9/13, missed 27 games (12-15) while on the injured list...from 9/1-9/12 rehabbed at the alternate training site.
- Returned to the lineup on 9/14 and helped the Reds win 10 of their last 13 games to earn their first Postseason berth since 2013.
- On 9/14 was reinstated from the injured list and was designated the 29th player for that day's doubleheader... in Game 1 started in CF (0-3) in his first appearance for the Reds since 8/14 vs Pit...didn't play in the nightcap, but following the doubleheader sweep was added to the 28-man roster.
- In the sixth inning of the 4-3 win in Game 1 of the doubleheader sweep on 8/2 at Det, singled off Carson Fulmer for his 100th Major League hit.
- Started in CF in both games of the Reds' series sweep loss at Atl in the Wild Card Series.

2019 SEASON

- In his Major League debut made 92 starts, all in CF, and 104 apps overall.
- With 12 HR and 14 stolen bases, became the first Reds player with at least 10 HR and 10 SB in his Major League debut season since Chris Sabo had 11 HR and 46 steals in his 1988 Rookie of the Year season.
- Didn't debut until 5/3 but still ranked among the National League rookie leaders in outfield assists (4, T3rd), walks (T6th), stolen bases (8), doubles (T8th), multi-hit games (28, T8th), runs scored (9th) and extra-base hits (36, T9th).

2019 MAJOR LEAGUE DEBUTS & AQUINO

Player	Age	G	OPS	HR	RBI	SB
Aristides Aquino, Cin	25	57	.887	* 19	47	7
Nick Senzel, Cin	24	104	.742	^ 12	42	14
Pete Alonso, NYM	24	161	.941	53	120	1
Bryan Reynolds, Pit	24	134	.880	16	68	3
Vlad Guerrero Jr., Tor	20	123	.772	15	69	0
Eloy Jiménez, ChiA	22	122	.828	31	79	0
Mike Yastrzemski, SF	29	107	.852	21	55	2
Cavan Biggio, Tor	24	100	.793	16	48	14
Michael Chavis, Bos	24	95	.766	18	58	2
Yordan Alvarez, Hou	22	87	1.067	27	78	0
Fernando Tatis Jr., SD	20	84	.969	22	53	16
Keston Hiura, Mil	23	84	.938	19	49	9
Austin Riley, Atl	22	80	.750	18	49	0
Bo Bichette, Tor	21	46	.930	11	21	4

Aristides Aquino made his Major League debut in 2018 (1 game)
 * Set MLB records for fewest career G to 14 HR, fewest PA to 15 HR
 ^ First batter in Reds history with 3 HR in his first 4 career games

- Led the Reds in starts in CF (92) and in starts batting leadoff (62)... tied Yasiel Puig for the team lead in stolen bases (14).
- Because of a right shoulder injury did not start any of the Reds' last 23 games of the season and, while not on the injured list, was unavailable to play the last 19 games.
- Made his last start of the season on 9/3 vs Phi...on 9/4 was scratched with right shoulder soreness...pinch hit on 9/5...pinch ran on 9/6...pinch ran on 9/7, his last appearance of the year.
- An MRI on 9/6 revealed a tear in the labrum of his right shoulder... had surgery on 9/24.
- Is the only player in Reds history, and 1 of only 22 players in Major League history, to produce 3 HR in his first 4 Major League apps.
- Produced 3 leadoff HR (5/6 vs SF off Drew Pomeranz, 6/12 at Cle off Zach Plesac, 8/17 vs StL off Miles Mikolas)...Zack Cozart (4 in 2012) and Drew Stubbs (3 in 2009) are the only other Reds rookies with at least 3 leadoff HR in a season.
- On 5/3 was promoted from Louisville and that night vs SF made his Major League debut, started in CF and batted second in the order (1-5, 2bb, 1r).
- Recorded his first career hit in his Major League debut (single off Tony Watson), his first HR in his second appearance (solo off Dereck Rodríguez), his first stolen base in his third game and both his first career leadoff HR (off Drew Pomeranz) & first career 2-homer game in his fourth appearance.
- On 5/4 vs SF, in the fifth inning homered behind Derek Dietrich as the second of back-to-back HR off Dereck Rodríguez...became the first Reds batter to homer in his first or second career appearance since Drew Stubbs did it in his second game on 8/20/09 vs SF, also at GABP.
- In the 12-4 win on 5/6 produced his first career leadoff HR (Drew Pomeranz) and his first career multi-homer game (both off Pomeranz).
- Reached base safely in each of his first 16 apps at Great American Ball Park, a streak snapped on 6/2 vs Wsh (20-68, .294, 4hr, 7rbi, .364obp)...was the longest such home streak by a Reds player to start his career since Drew Stubbs reached base safely in each his first 25 apps at GABP spanning the 2009 and 2010 seasons.
- From 5/3, the date of his promotion, through 6/8 started in CF in 32 consecutive games and played every inning...that 32-game streak of consecutive starts was the longest by any Reds player this season and was snapped on 6/9 at Phi, but in the seventh inning of that 4-3 win he pinch hit, singled and then scored the go-ahead run before playing the last 3 innings in CF.
- In the 10-2 win on 5/26 at Cubs had 3 hits and 4 runs scored...became the first Reds batter since at least 1908 to score 4 runs in a game within his first 21 career apps and the first Reds leadoff hitter with 4 runs in a game since Billy Hamilton did it on 5/5/17 vs SF.
- In the 17-9 win on 7/13 at Coors Field produced a career-high 4 hits, including a double and 2 triples, and fell a home run shy of the cycle.
- Went hitless on 6/2 vs Wsh, snapping his season-high 9-game hitting streak (14-41, .341, 5 2b, 1hr, 5rbi, .378obp) and a 20-game on-base streak that tied Joey Votto's for the longest by a Reds hitter in 2019 (26-86, .302, 6 2b, 2 3b, 1hr, 8rbi, 4sb, .358obp).
- In the eighth and ninth innings of the 12-5 loss on 8/8 vs Cubs, as a part of a double switch made his only Major League appearance at 2B.
- On 9/1/night at StL snapped a season-high 0-for-17 skid (8/28-9/1) with a solo HR off Daniel Ponce De Leon.
- Was 1 of 5 Reds players to make his Major League debut (IF/OF Josh VanMeter, OF Brian O'Grady, RHP Jimmy Herget, RHP Joel Kuhnel).
- Began the season on Louisville's injured list with a right ankle sprain suffered on 3/25 during a spring training game in Goodyear...came off the IL on 4/23 and made 8 apps for the Bats before he was promoted on 5/3.
- Participated in his second straight Major League spring training camp as a non-roster invitee...in 12 spring training apps for the Reds hit .308 (6 2b, 3rbi, 4sb)...was reassigned to minor league camp on 3/22, just 2 days before the Reds broke camp.
- Entered the season rated 10th on *Baseball America's* Top 100 Prospects list.

MULTI-HOMER GAMES (1)

Date	Pitchers
5/6/19 vs SF	Drew Pomeranz 2

LEADOFF HOME RUNS (3)

Date	Pitcher
8/17/19 vs StL	Miles Mikolas
6/12/19 at Cle	Zach Plesac
5/6/19 vs SF	Drew Pomeranz

Joined **Zack Cozart** (4 in 2012) and **Drew Stubbs** (3 in 2009) as the only Reds rookies with at least 3 leadoff HR in a season.

MINOR LEAGUES

2018: On 6/28 had season-ending surgery to reduce a fracture in his right index finger...on 10/16 had arthroscopic surgery to clean out bone spurs in his left elbow...prior to that elbow surgery played LF and CF during the Reds' instructional league games...suffered the finger injury on 6/22 while playing for Class AAA Louisville...when injured ranked fifth in the International League in hitting and finished his season with an active 11-game hitting streak (22-50, .440)...from 5/8-5/28 also was disabled with symptoms of vertigo...for the Bats played 2B (28g), 3B (14g) and SS (1g)...on 4/30 vs Columbus hit an inside-the-park home run...was the organization's Player of the Month for June (19g, .387, 8 2b, 3hr, 16rbi, 3sb, .434obp, .613slg, 1.047ops)... following the season was rated by *Baseball America* the best player in the organization, the International League's best defensive second baseman and the IL's sixth-best prospect overall...entered the season rated by *Baseball America* and MLB.com the best prospect in the organization...was a non-roster invitee to 2018

Major League spring training camp, his first...**2017:** In 119 apps at Class A Daytona and Class AA Pensacola combined to hit .321 with 40 doubles, 3 triples, 14 HR, 65 RBI and 14 stolen bases...received the Sheldon "Chief" Bender Award as the organization's Minor League Player of the Year, was a *Baseball America* All-Star, Southern League Player of the Week for 8/7-8/13 (5g, .522, 4hr, 9rbi, 1.690ops) and participated in both the Florida State League All-Star Game and SiriusXM All-Star Futures Game...was the organization's Player of the Month for August (22g, .359, 4 2b, 6hr, 16rbi, 4sb, 1.092ops)...following the season was rated by *Baseball America* the second-best prospect in the Southern League and fourth-best prospect in the Florida State League...also was rated the FSL's best batting prospect and best defensive third baseman...among all Reds minor leaguers was rated best hitter for average and infielder with the best arm...among all Reds minor leaguers ranked second in hitting (.321) and fourth in RBI (65)...**2016:** Following the season was rated by *Baseball America* the top prospect in the Midwest League and by MiLB.com the top prospect in the organization and 43rd-best prospect overall...was an MiLB.com Organization All-Star...made his professional debut on 6/17 for Billings vs Missoula and went 2-for-3 with a run scored, 2 RBI and a stolen base...was hit by a pitch in his first plate appearance...at Class A Dayton, his .567 slugging percentage and ratio of extra-base hits per game (.57) were the highest marks in franchise history for a player with at least 50 apps.

SINGLE-SEASON CAREER HIGH STREAKS
Hitting Streak: 9g, 5/24-6/1, 2019; **Hitless Streak:** 17ab, 8/28-9/1, 2019

PERSONAL: Played at the University of Tennessee, where he majored in psychology...was a semifinalist for the 2016 Golden Spikes Award, an award given annually to the best amateur baseball player in the country...in 2015 was named the Cape Cod League's Most Valuable Player, the league's best professional prospect and Summer Collegiate Baseball Player of the Year...follow on Twitter @LilSenzii.

SENZEL'S CAREER TRANSACTIONS

- Was selected by the Reds in the first round (2nd overall) of the June 2016 first-year player draft. Was signed by Brad Meador.
- On Pensacola's disabled list with symptoms of vertigo, September 3-remainder of the season, 2017.
- On Louisville's disabled list with symptoms of vertigo, May 8-28, 2018.
- On Louisville's disabled list with a fractured right index finger, June 24-remainder of the season, 2018.
- On Louisville's disabled list with a right ankle sprain, April 3-22, 2019.
- On injured list, August 19-September 13, 2020.

CAREER FIELDING									
Pos.	Pct.	G	PO	A	E	TC	DP	PB	
2B	1.000	* 1	0	1	0	1	0	-	-
CF	.978	119	216	6	5	227	2	-	-
* Only appearance at 2B on 8/8/19 vs Cth (8th & 9th innings, 12-5 loss)									


Career Hitting

Yr	Club	AVG	G	AB	R	H	2B	3B	HR	RBI	SH	SF	HB	BB	SO	SB	CS	OBP	SLG	E
16	Billings - R	.152	10	33	3	5	1	0	0	4	0	1	1	6	5	3	0	.293	.182	0
	Dayton - A	.329	58	210	38	69	23	3	7	36	1	4	2	32	49	15	7	.415	.567	8
17	Daytona - A	.305	62	246	41	75	26	2	4	31	0	0	3	23	54	9	2	.371	.476	10
	Pensacola - AA	.340	57	209	40	71	14	1	10	34	0	0	0	26	43	5	4	.413	.560	4
18	Louisville - AAA	.310	44	171	23	53	12	2	6	25	0	2	1	19	39	8	2	.378	.509	2
19	Louisville - AAA	.257	8	35	7	9	1	0	1	2	0	0	0	3	13	0	0	.316	.371	0
	Cincinnati	.256	104	375	55	96	20	4	12	42	0	1	3	30	101	14	5	.315	.427	4
20	Cincinnati	.186	23	70	8	13	6	0	2	8	0	1	0	6	15	2	1	.247	.357	1
	Major Totals	.245	127	445	63	109	26	4	14	50	0	2	3	36	116	16	6	.315	.427	5
	Minor Totals	.312	239	904	152	282	77	8	28	132	1	7	7	109	203	40	15	.388	.508	24

Wild Card Series Record

Yr	Club, Opponent	AVG	G	AB	R	H	2B	3B	HR	RBI	SH	SF	HB	BB	SO	SB	CS	OBP	SLG	E
20	Cin at Atl	.286	2	7	0	2	0	0	0	0	0	0	0	0	2	0	0	.286	.286	0
Started both games in CF (1-0 loss in 13 innings, 5-0 loss)																				

SHELDON "CHIEF" BENDER AWARD - REDS MINOR LEAGUE PLAYER OF THE YEAR					
2020	No minor league season	2013	Seth Mejias-Brean, 3B
2019	Aristides Aquino, OF	2012	Billy Hamilton, SS
2018	Ibandel Isabel, IF/OF	2011	Billy Hamilton, SS
2017	Nick Senzel, 3B	2010	Devin Mesoraco, C
2016	Aristides Aquino, OF	2009	Chris Heisey, OF
2015	Tyler Mahle, RHP	2008	Chris Valaika, SS
2014	Ben Lively, RHP	2007	Jay Bruce, OF
			2006	Homer Bailey, RHP
			2005	Chris Denorfia, OF
			2004	Richie Gardner, RHP
			2003	Stephen Smitherman, OF
			2002	Brandon Larson, 3B
			2001	Adam Dunn, OF
			2000	Austin Kearns, OF



BRADEN SHIPLEY

@shipley25

RHP

86

Age: 29 **Ht.:** 6-1 **Wt.:** 190 **Bats:** R **Throws:** R **ML Service:** 0.128

Born: 2/22/92 **Birthplace:** Medford, OR **Resides:** Scottsdale, AZ

Acquired: Was signed to a minor league contract and invited to 2021 Major League spring training camp, February 10, 2021.

Contract: Signed through the 2021 season and under team control through 2026.

Non-Roster

CAREER HIGHLIGHTS

- Was selected by the Diamondbacks in the first round (15th overall) of the June 2013 first-year player draft... became the highest drafted athlete in school history.
- Was a non-roster invitee to Major League spring training camp in 2015 (Diamondbacks), 2016 (Diamondbacks), 2019 (Diamondbacks), 2020 (Royals) and 2021 (Reds).
- Made his most recent Major League appearance in a 9-5 Diamondbacks loss on 6/25/18 at Mia (2ip, 4h, 4er, 2bb, 2k).
- Made his Major League debut on 7/25/16 at Mil, started and suffered the 7-2 loss (5.1ip, 8h, 6er, 4bb, 4k, 3hr)...doubled off Chase Anderson in his first career plate appearance.
- Earned his first Major League victory on 7/30/16 at Dodger Stadium (4-2 win).
- On 8/20/17 at Min threw 5.2 innings, tied for the fourth-longest relief appearance in Diamondbacks history and the team's longest since Vincente Campos went 5.2 innings on 8/27/16 vs Cin.
- Was Reno's Pitcher of the Month for May 2017.
- Entered the 2016 season rated by both *Baseball America* and MLB.com the No. 1 prospect in the Diamondbacks organization.
- In 2016 was a mid-season Pacific Coast League All-Star and PCL Pitcher of the Week for 4/25-5/1.
- Prior to the 2015 season, his changeup and curveball were rated by *Baseball America* the best in the Diamondbacks organization.
- In 2014 helped the U.S. team to a 3-2 victory in Major League Baseball's Sirius AM All-Star Futures Game at Min's Target Field (0.2ip, 1h).

2020 SEASON

- Spent July and August at the Royals' alternate training site as part of their 60-player Summer Camp roster.
- On 8/31 was released.
- On 2/10/21 was signed by the Reds to a minor league contract and invited to 2021 Major League spring training camp.

PERSONAL: In 2010 graduated from North Medford High School in Medford, OR...in 2011 was named the No. 1 prospect in the Alaskan Summer Collegiate League...as a junior at the University of Nevada-Reno, was named Western Athletic Conference co-Pitcher of the Year (7-3, 2.77, 102k, 107.1ip) and second-team All-West Region by the American Baseball Coaches Association...as a sophomore was named WAC Pitcher of the Year after leading the league with a 2.20 ERA...as a freshman was Nevada's starting shortstop, while also making 5 pitching apps, and was named second team All-WAC (.287, 7 2b, 19rbi)...is a cousin of former NFL receiver Jordan Shipley, who from 2010-2012 played for Cincinnati, Jacksonville and Tampa Bay... follow on Twitter @shipley25.

SHIPLEY'S CAREER TRANSACTIONS

- Was selected by the Diamondbacks in the first round (15th overall) of the June 2013 first-year player draft.
- On the Diamondbacks' 10-day disabled list with right elbow inflammation, May 8-17, 2018.
- On Reno's 7-day injured list with a right shoulder injury, July 11-31, 2019.
- Was signed by the Royals to a minor league contract and invited to 2020 Major League spring training camp, December 17, 2019.
- Was signed by the Reds to a minor league contract and invited to 2020 Major League spring training camp, February 10, 2021.

Career Pitching

Yr	Club	W-L	ERA	G	GS	CG	SHO	SV	IP	H	R	ER	HR	BB	SO	WP	BK
13	Hillsboro - A	0-2	7.58	8	8	0	0	0	19.0	30	18	16	1	6	24	2	1
	South Bend - A	0-1	2.61	4	4	0	0	0	20.2	14	6	6	2	8	16	1	0
14	South Bend - A	4-2	3.74	8	8	0	0	0	45.2	46	22	19	1	11	41	3	0
	Visalia - A	2-4	4.03	10	10	0	0	0	60.1	57	32	27	7	21	68	6	0
	Mobile - AA	1-2	3.60	4	4	0	0	0	20.0	14	8	8	3	10	18	1	0
15	Mobile - AA	9-11	3.50	28	*27	1	0	0	156.2	147	68	61	7	56	118	5	0
16	Reno - AAA	8-5	3.70	19	19	1	0	0	119.1	131	53	49	7	22	77	1	0
	Arizona	4-5	5.27	13	11	0	0	0	70.0	80	43	41	14	28	43	1	0
17	Reno - AAA	7-6	5.66	19	19	1	0	0	105.0	129	68	66	18	42	69	3	1
	Arizona	0-1	5.76	10	3	0	0	0	25.0	31	18	16	5	15	18	1	0
	#AZL Diamondbacks - R	0-0	9.00	1	1	0	0	0	4.0	5	4	4	1	0	5	2	0
18	Reno - AAA	6-4	5.81	30	6	0	0	1	74.1	93	52	48	13	36	58	5	0
	Arizona	0-0	7.20	3	0	0	0	0	5.0	4	4	4	0	2	3	0	0
19	Reno - AAA	4-5	5.95	30	15	0	0	0	95.1	111	69	63	19	37	88	6	0
Major Totals		4-6	5.49	26	14	0	0	0	100.0	115	65	61	19	45	64	2	0
Minor Totals		41-42	4.59	161	121	3	0	1	720.1	777	400	367	79	249	582	35	2

Injury rehab, * Tied for Southern League lead

Career Hitting

Yr	Club	AVG	G	AB	R	H	2B	3B	HR	RBI	SH	SF	HB	BB	SO	SB	CS	OBP	SLG	E
16	Arizona	.115	14	26	2	3	1	0	0	2	1	0	0	0	10	1	0	.115	.154	0
17	Arizona	.000	10	6	0	0	0	0	0	0	0	0	0	0	2	0	0	.000	.000	0
18	Arizona	.000	3	2	1	0	0	0	0	0	0	0	0	0	0	0	0	.000	.000	0
Career Totals		.088	27	34	3	3	1	0	0	2	1	0	0	0	12	1	0	.088	.118	0

Last career hit on 9/14/16 vs Col (single off Jeff Hoffman), Last career RBI on 9/3/16 at Col (RBI-groundout 6-3 off Christian Bergman)
Only career double on 7/25/16 at Mil (off Chase Anderson)

SINGLE-SEASON CAREER HIGH STREAKS

Scoreless Streak By Game: 2g (2x), 9/8-9/14, 2017 & 6/11-6/12, 2018; **Scoreless Streak By Inning:** 11.0, 8/11-8/16, 2016;
Winning Streak: 2g (2x), 7/30-8/11 & 9/3-9/14, 2016; **Losing Streak:** 2g (2x), 8/16-8/21 & 9/19-9/25, 2016



LUCAS SIMS

@LSims_

RHP

39

Age: 26 **Ht.:** 6-2 **Wt.:** 225 **Bats:** R **Throws:** R **ML Service:** 2.014

Born: 5/10/94 **Birthplace:** Lawrenceville, GA **Resides:** Lawrenceville, GA

Acquired: From the Braves, along with RHP Matt Wisler and OF Preston Tucker, for OF Adam Duvall, July 30, 2018.

Contract: Signed through the 2021 season and under team control through 2024.

CAREER HIGHLIGHTS

- Was selected by the Braves in the first round (21st overall) of the 2012 first-year player draft.
- In 2019 established a Louisville single-season record for fewest innings pitched to record 100 strikeouts (78.1ip)...broke the record held by Aroldis Chapman (80ip, 2010).
- In 2019 was an International League All-Star and IL Pitcher of the Week for 7/1-7/7.
- In 2017 was an International League All-Star.
- In 2015 was an Arizona Fall League Rising Star...started for the West squad in the AFL All-Star Game.
- In 2013 was an MiLB.com Braves Organization All-Star.
- Was International League Pitcher of the Week for 4/17-4/23, 2017 & 7/2-7/8, 2018 and Southern League Pitcher of the Week for 8/18-8/24, 2015.
- Entered the 2014 season rated by *Baseball America* the Braves' top overall prospect and their minor league pitcher with the best curve ball.
- Was the Braves' 2012 Minor League Pitcher of the Year...led all Braves farmhands with 12 wins.
- In 2012, following his first professional season, his curveball was rated by *Baseball America* the best in the Braves organization and the best secondary pitch of any pitcher in his draft class...through the 2016 season his curveball continued to be rated the best among all Braves minor leaguers.

SINGLE-SEASON CAREER HIGH STREAKS

Scoreless Streak By Game: 5g, 8/6-8/19, 2019; **Scoreless Streak By Inning:** 11.0, 8/17-8/28, 2017; **Winning Streak:** 3g, 8/11-9/20, 2020; **Losing Streak:** 3g, 8/1-8/12, 2017

2020 SEASON

- Made his first Opening Day roster.
- With 20 apps ranked fourth on the Reds' staff (Raisel Iglesias 22, Amir Garrett 21, Nate Jones 21).
- Twice allowed a season-high 3 earned runs, both to the Cardinals (1.2ip on 9/1 vs StL, 2ip on 9/12 at StL)...his season ERA in his other 18 apps was 0.41 (22ip, 1er).
- 9 times during the regular season threw more than 1.0 inning...5 times threw at least 2.0 innings, with a season-high of 2.1 innings on 9/20 vs WSox.
- Twice during the regular season pitched on consecutive days (8/4-8/5, 9/4-9/5).
- During the regular season retired the first batter in 15 of his 20 apps...stranded 14 of 19 inherited runners...twice inherited the bases loaded and each time stranded 2 of the 3 runners without allowing a hit.
- Pitched in both games of the Wild Card Series at Atl...did not allow a hit and retired the last 8 of his 9 batters.

2019 SEASON

- Was an International League All-Star and IL Pitcher of the Week for 7/1-7/7.
- Established a Louisville single-season record for fewest innings pitched to record 100 strikeouts (78.1ip)...broke the record held by Aroldis Chapman (80ip, 2010).
- Ranked T17th in the International League in strikeouts.
- Went 1-1, 6.48 in 4 starts and 1-0, 3.42 in 20 relief apps during 2 stints with the Reds.
- Made 3 starts and all 20 of his relief apps after he was promoted just following the All-Star break...was 1 of 7 roster moves that day (7/18).
- Made his first start the day after a day/night doubleheader...made his second start in place of injured RHP Tyler Mahle (left hamstring strain)...made his third start in place of injured LHP Alex Wood (low back soreness)...made his fourth start in place of RHP Trevor Bauer (illness).
- While pitching in relief, 10 times threw more than 1.0 inning, 4 times threw 2.0 innings and on 7/30 vs Pit threw a season-high 2.2 innings out of the bullpen.
- Retired the first batter in 13 of his 20 relief apps and stranded 9 of 13 inherited runners.

- Made his first appearance for the Reds in an 11-6 win on 5/28 vs Pit...in the club's 55th game of the season became only the sixth different Reds starting pitcher...was the latest in a season the Reds used a sixth starting pitcher since 2012, when in that year's 121st game (on 8/18), RHP Todd Redmond started the night game of a DH vs the Cubs...in that 2012 NL Central Division championship season, Homer Bailey (33), Johnny Cueto (33), Mat Latos (33), Bronson Arroyo (32) and Mike Leake (30) made 161 of the team's 162 starts...was optioned back to Louisville following the next afternoon's game and pitched for the Bats until his second promotion on 7/18.
- In the 11-6 win on 5/8 vs Pit threw 7.1 innings with 9 strikeouts, both career highs...was the longest outing by a Reds pitcher until Sonny Gray threw 8.0 innings on 7/3 in the club's 84th game...took a 3-hit shutout into the eighth inning before Kevin Newman hit Sims' 100th and final pitch for a grand slam, the first homer of Newman's career.

2018: On 7/30 was acquired from the Braves, along with RHP Matt Wisler and OF Preston Tucker, for LF Adam Duvall...the next day was optioned to Louisville, where he made 5 starts before he was promoted to the Reds as a September callup...made all 3 of his apps for the Reds in relief before he became hampered by a right teres major strain...for the Reds, appeared in games on 9/2 at StL, 9/5 at Pit and 9/9 vs SD...didn't pitch again after 9/9...on 9/1 was promoted from Louisville, along with IF Blake Trahan (TRUH-haw)...on 9/2 at StL became the 32nd pitcher to appear for the Reds, tying the 2016 franchise record for pitchers in a season.

2017: In his Major League debut made 10 starts and 4 relief apps for the Braves...began the season at Class AAA Gwinnett and despite an 8/1 promotion led the staff in starts, innings pitched and strikeouts...was promoted on 8/1 and with the exception of the 4 relief apps from 9/7-9/16 finished the season in the Braves' starting rotation...made his Major League debut in a 3-2 loss to the Dodgers on 8/1 (6ip, 6h, 3er, 0bb, 3k, 1hr)...became the fifth starter in Atlanta history to record at least 6.0 innings without issuing a walk in his first career appearance...IF Ozzie Albies also made his Major League debut on 8/1 vs LAD...they became the first pair of Braves teammates to start in the same lineup in their debuts since RHP Al Santorini and C Walt Hriniaik made their first career apps together on 9/10/68 vs SF...after losing his first 3 starts earned his first career victory in his fourth appearance, a 10-4 win at Coors Field on 8/17.

PERSONAL: Attended Brookwood High School in Snellville, Georgia...as a senior in 2012 was named Georgia Region 8 AAAAA Pitcher of the Year after finishing 8-1 with a 1.19 ERA and leading Brookwood to the state championship game...before signing with the Braves was committed to attending Clemson University.

SIMS' CAREER TRANSACTIONS

- Was selected by the Braves in the first round (21st overall) of the June 2012 first-year player draft. Was signed by Brian Bridges.
- On Carolina's disabled list, May 14-July 2, 2015; included a rehabilitation assignment at GCL Braves, June 25-July 2.
- Was acquired by the Reds, along with RHP Matt Wisler and OF Preston Tucker, for LF Adam Duvall, July 30, 2018.

Career Pitching

Yr	Club	W-L	ERA	G	GS	CG	SHO	SV	IP	H	R	ER	HR	BB	SO	WP	BK
12	Danville - R	2-4	4.33	8	8	0	0	0	27.0	26	14	13	2	12	29	1	0
	Braves - R	0-0	1.29	3	3	0	0	0	7.0	2	2	1	1	1	10	0	0
13	Rome - A	12-4	2.62	28	18	1	0	0	116.2	83	44	34	3	46	134	14	0
14	Lynchburg - A	8-11	4.19	28	28	0	0	0	156.2	146	81	73	12	57	107	15	1
15	Mississippi - AA	4-2	3.21	9	9	0	0	0	47.2	29	18	17	1	29	56	2	0
	Carolina - A	3-4	5.18	9	9	1	0	0	40.0	39	27	23	2	23	37	8	2
	#Braves - R	0-0	9.00	2	2	0	0	0	5.0	7	7	5	0	2	7	0	0
16	Gwinnett - AAA	2-6	7.56	11	10	0	0	0	50.0	56	44	42	12	37	58	9	0
	Mississippi - AA	5-5	2.67	17	17	0	0	0	91.0	64	34	27	3	55	101	5	1
17	Atlanta	3-6	5.62	14	10	0	0	0	57.2	64	37	36	9	23	44	0	0
	Gwinnett - AAA	7-4	3.75	20	19	0	0	0	115.1	95	49	48	19	36	132	5	1
18	Gwinnett - AAA	4-3	2.84	15	14	0	0	0	73.0	66	29	23	6	34	83	3	0
	Atlanta	0-0	7.84	6	0	0	0	0	10.1	12	9	9	2	8	10	0	0
	Louisville - AAA	0-2	3.81	5	5	0	0	0	28.1	20	14	12	5	5	32	1	0
	Cincinnati	0-0	6.75	3	0	0	0	0	5.1	3	4	4	1	5	6	0	0
19	Louisville - AAA	5-0	4.56	16	16	0	0	0	79.0	69	43	40	9	36	102	1	0
	Cincinnati	2-1	4.60	24	4	0	0	0	43.0	31	22	22	8	19	57	1	0
20	Cincinnati	3-0	2.45	20	0	0	0	0	25.2	13	10	7	3	11	34	0	0
Major Totals		8-7	4.94	67	14	0	0	0	142.0	123	82	78	23	66	151	1	0
Reds Totals		5-1	4.01	47	4	0	0	0	74.0	47	36	33	12	35	97	0	0
Minor Totals		52-45	3.85	171	158	2	0	0	836.2	702	406	358	75	373	888	64	5

Injury rehab

Wild Card Series Record

Yr	Club, Opponent	W-L	ERA	G	GS	CG	SHO	SV	IP	H	R	ER	HR	BB	SO	WP	BK
20	Cin at Atl	0-0	0.00	2	0	0	0	0	2.2	0	0	0	0	1	5	0	0

1-0 loss in 13 innings, 5-0 loss

Career Hitting

Yr	Club	AVG	G	AB	R	H	2B	3B	HR	RBI	SH	SF	HB	BB	SO	SB	CS	OBP	SLG	E
17	Atlanta	.067	14	15	1	1	0	0	0	0	3	0	0	0	8	0	0	.067	.067	2
18	Atlanta	.000	6	1	0	0	0	0	0	0	0	0	0	0	0	0	0	.000	.000	0
	Cincinnati	.000	3	1	0	0	0	0	0	0	0	0	0	1	0	0	0	.000	.000	0
19	Cincinnati	.125	24	8	0	1	0	0	0	0	0	0	0	5	0	0	0	.125	.125	0
20	Cincinnati	---	20	0	0	0	0	0	0	0	0	0	0	0	0	0	0	---	---	0
Career Totals		.080	67	25	1	2	0	0	0	0	3	0	0	0	14	0	0	.080	.080	2

Only career hits on 9/25/17 for Atl at NYM (single off Chris Flexen) & 9/16/19 for Cin at Chc (single off Cole Hamels)



DWIGHT SMITH JR.

@DSmittyJr

OF
66

Age: 28 Ht.: 6-0 Wt.: 210 Bats: L Throws: R ML Service: 2.013

Born: 10/26/92 Birthplace: Peachtree City, GA Resides: Peachtree City, GA

Acquired: Was signed to a minor league contract with an invitation to 2021 Major League spring training camp, December 8, 2020.

Contract: Signed through the 2021 season and under team control through 2024. **Non-Roster**

CAREER HIGHLIGHTS

- Prefers use of the suffix in Dwight Smith Jr..
- Originally was selected by the Blue Jays in Compensation Round A (53rd overall) of the June 2011 first-year player draft.
- In each of the 2019 and 2020 seasons made Opening Day rosters, both for the Orioles.
- Started the 2019 season opener vs NYY, played LF in the 7-2 loss at Yankee Stadium.
- In 2019 made a single-season career high 89 starts (82gs in LF, 7gs at DH).
- In a 12-11 win on 6/4/19 at Tex tied his career high with 6 RBI, the most by an Orioles batter that season.
- Made his Major League debut on 5/18/17 at Atl...entered the 9-0 Blue Jays win in the third inning as a defensive replacement in LF, walked in his first plate appearance and finished 0-for-2.
- Recorded his first career hit in the ninth inning on 5/24/17 at Mil, a pinch-hit double off Wily Peralta.
- Recorded his first career stolen base on 6/14/17 vs TB and his first career RBI on 6/17/17 vs WSox.
- Hit his first career HR on 5/24/18 vs LAA (solo off Nick Tropeano).
- In 2016 was a Blue Jays Organization All-Star and Eastern League Player of the Week for 5/16-5/22.
- In 2015 was a mid-season Eastern League All-Star.
- In 2014 was a Blue Jays Organization All-Star, *Baseball America* High Class A All-Star and Florida State League All-Star.
- Was his minor league team's Most Valuable Player in 2013 (Class A Lansing) and 2014 (Class A Dunedin).

GRAND SLAMS (1)	
Date	Pitcher
5/31/19 for Bal vs SF	Drew Pomeranz

2020 SEASON

- For the second straight season made the Orioles' Opening Day roster.
- Made 14 starts in LF and 3 starts at DH.
- On 8/22 was designated for assignment.
- On 8/27 cleared waivers, was outrighted to the alternate training site and finished the season there.
- Became a free agent following the season.
- On 12/8 was signed by the Reds to a minor league contract with an invitation to 2021 Major League spring training camp.

PERSONAL: Attended McIntosh High School in Peachtree City, GA...is the son of former Major Leaguer Dwight Smith, who from 1989-1996 played for the Cubs, Braves, Angels and Orioles...Dwight Sr. finished second in the 1989 Rookie of the Year Award voting and won a World Series with the Braves in 1995...follow Dwight Jr. on Twitter @DSmittyJr and on Instagram @dwrightsmith25.

SMITH JR.'S CAREER TRANSACTIONS

- Was selected by the Blue Jays in Compensation Round A (53rd overall) of the June 2011 first-year player draft.
- On Dunedin's 7-day disabled list, July 28-August 5, 2014.
- Was acquired by the Orioles for International Signing Bonus Slots, March 8, 2019.
- On injured list with a concussion, June 7-19, 2019; was transferred from the 7-day IL to the 10-day IL, June 16; included a rehabilitation assignment at Norfolk, June 18-19.
- On 10-day injured list with a left calf strain, July 30-August 21, 2019; included a rehabilitation assignment at Norfolk, August 19-21.
- On injured list, July 19-21, 2020.
- Was signed by the Reds to a minor league contract with an invitation to 2021 Major League spring training camp, December 8, 2020.

CAREER FIELDING

Pos.	Pct.	G	PO	A	E	TC	DP	PB
CF	1.000	* 1	1	0	0	1	0	-
LF	.972	130	206	3	6	215	1	-
RF	1.000	7	11	1	0	12	0	-

* Only career appearance in CF, started on 6/21/17 for Tor at Tex

Career Hitting

Yr	Club	AVG	G	AB	R	H	2B	3B	HR	RBI	SH	SF	HB	BB	SO	SB	CS	OBP	SLG	E
12	Bluefield - R	.226	41	159	20	36	6	0	4	21	0	0	3	11	22	1	1	.289	.340	2
	Vancouver - A	.175	18	63	5	11	3	1	0	8	0	1	1	6	11	0	0	.254	.254	0
13	Lansing - A	.284	109	423	57	120	17	3	7	46	0	1	3	52	82	25	5	.365	.388	7
14	Dunedin - A	.284	121	472	83	134	28	8	12	60	1	1	1	58	69	15	4	.363	.453	8
15	New Hampshire - AA	.265	117	460	74	122	26	2	7	44	1	2	2	47	64	4	3	.335	.376	4
16	New Hampshire - AA	.265	126	471	56	125	24	5	15	74	0	6	5	45	91	12	7	.332	.433	7
17	Buffalo - AAA	.273	108	395	56	108	21	1	8	46	1	4	2	47	71	8	8	.350	.392	4
	Toronto	.370	12	27	2	10	2	0	0	1	0	0	1	1	10	1	0	.414	.444	0
18	Buffalo - AAA	.268	85	310	39	83	25	1	6	42	1	4	2	44	53	9	3	.358	.413	4
	Toronto	.262	35	65	9	17	8	0	2	8	0	1	2	7	13	0	0	.347	.477	0
19	Baltimore	.241	101	357	46	86	16	3	13	53	1	4	4	26	82	5	1	.297	.412	5
	Norfolk - AAA	.311	11	45	9	14	2	0	3	12	0	0	1	3	8	0	0	.367	.556	0
20	Baltimore	.222	21	63	9	14	3	0	2	6	0	1	1	7	19	1	0	.306	.365	1
	Major Totals	.248	169	512	66	127	29	3	17	68	1	6	8	41	124	7	1	.310	.416	6
	Minor Totals	.269	736	2798	399	753	152	21	62	353	4	19	20	313	471	74	31	.345	.405	36

SINGLE-SEASON CAREER HIGH STREAKS

Hitting Streak: 9g, 4/15-4/26, 2019; Hitless Streak: 33ab, 6/30-7/20, 2019



JARED SOLOMON

@SoloJared11

RHP

85

Age: 23 **Ht.:** 6-2 **Wt.:** 200 **Bats:** R **Throws:** R **ML Service:** 0.000

Born: 6/10/97 **Birthplace:** Millville, PA **Resides:** Millville, PA

Acquired: Was selected in the 11th round of the June 2017 first-year player draft. Was signed by Lee Seras.

Contract: Signed through the 2021 season and under team control through 2026.

CAREER HIGHLIGHTS

- In 2021 was invited to his first Major League spring training camp after just 2 full professional seasons.
- Entered the 2021 season rated by *Baseball America* the 23rd-best prospect in the organization.
- His slider is rated by *Baseball America* the best among all Reds minor leaguers.
- Was the Reds' Minor League Pitcher of the Month for May 2019.
- While at Billings in 2018, in his second minor league season, was a Pioneer League mid-season and post-season All-Star.
- Following the 2018 season attended a leadership training program at West Point.
- Entered the 2018 season rated by MiLB.com the 28th-best prospect in the organization.
- On 10/20/20 had "Tommy John" surgery to repair the torn ulnar collateral ligament in his right elbow.

2020 SEASON

- Did not play because of the cancellation of the minor league season due to the COVID-19 pandemic.
- On 10/20 had "Tommy John" surgery to repair the torn ulnar collateral ligament in his right elbow.
- On 11/20 was added to the 40-man roster, along with RHP Vladimir Gutierrez and RHP Riley O'Brien.

PERSONAL: Graduated from Millville (PA) High School and attended Lackawanna College in Scranton, PA...intended to enroll at Xavier University in Cincinnati before he decided to pursue a professional baseball career...follow on Twitter @SoloJared11.

SOLOMON'S CAREER TRANSACTIONS

- Was selected by the Reds in the 11th round of the June 2017 first-year player draft. Was signed by Lee Seras.
- On Dayton's injured list with right shoulder inflammation, June 11-20, 2019.

Career Pitching

Yr	Club	W-L	ERA	G	GS	CG	SHO	SV	IP	H	R	ER	HR	BB	SO	WP	BK
17	AZL Reds - R	2-2	4.26	11	6	0	0	0	38.0	39	21	18	2	16	43	7	0
18	Dayton - A	0-1	5.4	6	6	0	0	0	25.0	32	19	15	1	18	13	5	0
	Billings - R	4-2	2.27	9	9	0	0	0	47.2	32	13	12	4	14	54	2	0
19	Dayton - A	1-3	3.43	11	11	0	0	0	42.0	42	19	16	0	27	46	2	0
	Daytona - A	2-8	4.30	15	15	0	0	0	73.1	74	38	35	5	34	65	9	0
Minor Totals		9-16	3.82	52	47	0	0	0	226.0	219	110	96	12	109	221	25	0



TYLER

@Tyler_Step22

C

STEPHENSON 37

Age: 24 Ht.: 6-4 Wt.: 225 Bats: R Throws: R ML Service: 0.056

Born: 8/16/96 Birthplace: Atlanta, GA Resides: Kennesaw, GA

Acquired: Was selected by the Reds in the first round (11th overall) of the 2015 first-year player draft. Was signed by John Poloni.

Contract: Signed through the 2021 season and under team control through 2026.

CAREER HIGHLIGHTS

- Was selected by the Reds in the first round (11th overall) of the June 2015 first-year player draft...was the first catcher taken in the draft and was rated by both *Baseball America* and MLB.com that year's best player at that position.
- Entered the 2021 season rated No. 59 on MLB Pipeline's Top 100 prospects list.
- For the second consecutive season is rated by *Baseball America* the Reds' fourth-best prospect and their best hitter for batting average.
- Following the 2019 season played for Glendale in the prestigious Arizona Fall League and earned a spot on the Fall Stars Game post-season roster...was an AFL Rising Star and recipient of the Dernel Stenson Award, named after the former Reds minor leaguer who died during the 2003 AFL season, for his unselfishness, hard work and leadership.
- In 2019 was voted the best defensive catcher in the Southern League.
- In 2018 was a Florida State League All-Star...led FSL catchers in fielding percentage (.996).
- In 2017 was an MiLB.com Organization All-Star and a Midwest League All-Star.
- In November 2016 participated in a leadership training program at West Point.
- Following the 2019 season was invited to Major League Baseball's Rookie Career Development Program.

BASEBALL AMERICA'S
TOP 10 REDS PROSPECTS

1. Jose Garcia, SS
2. Austin Hendrick, OF
3. Jonathan India, IF
4. **Tyler Stephenson, C**
5. Hunter Greene, RHP
6. Tejay Antone, RHP
7. Nick Lodolo, LHP
8. Rece Hinds, IF
9. Tony Santillan, RHP
10. Mike Siani, OF

2020 SEASON

- Was 1 of 5 Reds players to make Major League debuts (OF Shogo Akiyama, RHP Tejay Antone, OF Mark Payton, SS Jose Garcia).
- Produced an OPS of 1.047 in 8 apps and 4 starts during 2 stints with the Reds (2gs at C, 2gs at DH).
- Spent 3 days on the active roster from 7/26-7/28, when 2B Mike Moustakas was on the injured list, and in his Major League debut made an appearance as a defensive replacement on 7/27 vs Cubs...from 9/8-9/22 went 3-for-15 in 7 apps and 4 starts.
- Had 4 stints on the Taxi Squad (3g from 7/31-8/2 at Det, 10g from 8/19-8/27 at KC/StL/Mil, 4g from 9/4-9/6 at Pit, 4g from 9/23-9/27 vs Mil/at Min)...also traveled to the Wild Card Series at Atl as part of the Reds' 40-player Postseason pool but did not appear on the active roster.
- Made his 2 starts behind the plate in the 8-5 loss on 9/10 at Chi and the 10-5 win on 9/13 at StL...in those starts went 2-for-7 (.286, 2rbi, 1bb, 1r).
- Made his last 2 apps for the Reds on 9/19 vs WSox and 9/22 vs Mil, started as the team's designated hitter...was optioned to the alternate training site on 9/23, when with 4 games left in the season LHP Wade Miley was reinstated from the 10-day injured list.
- On 7/27 vs Cubs made his Major League debut, entered the game as a defensive replacement at catcher in the top of the seventh inning and in the bottom of the frame homered in his first career plate appearance (off Duane Underwood Jr.).
- Became only the third Reds batter to produce a home run in his first Major League plate appearance, joining pinch hitter Ted Tappe (9/14/50 at Brooklyn) and Clyde Vollmer (5/31/42/g2 vs Pit).
- Reached base safely in each of his first 3 Major League plate apps (HR, single, bases-loaded walk).
- In the 8-5 loss on 9/10 at Wrigley Field made his first career start (1-4, 1rbi)...in the bottom of the seventh inning, threw out Billy Hamilton trying to steal second base...through the 2020 season, Hamilton had 305 career stolen bases and had been caught just 71 times.

- In the 3-1 win in the opener of the 9/14 doubleheader vs Pit, in his fifth Major League appearance, snapped the 1-1 tie with a walkoff HR off Sam Howard...became the first Reds batter with a pinch-hit, game-ending homer since Laynce Nix did it on 5/3/2010 vs NYM off Manny Acosta...became the first Reds player with a walkoff HR within his first 5 career apps since Drew Stubbs did it in his second game on 8/20/2009 vs SF.
- At 23 years old, entered spring training as the youngest position player on the Reds' 40-man roster.
- Entered the season rated by *Baseball America* the fourth-best prospect in the organization and by MLB.com the seventh-best.
- Entered the season rated by *Baseball America* the organization's best minor league hitter for batting average.

WALKOFF HOME RUNS (1)	
Date (Inning)	Pitcher
9/14/20/g1 vs Pit (7th) *	Sam Howard
* Pinch-hit HR	
PINCH-HIT HOME RUNS (1)	
Date	Pitcher
9/14/20/g1 vs Pit (7th) *	Sam Howard
* Walkoff	

2019 SEASON

- In his first season at Class AA was voted the best defensive catcher in the Southern League.
- Following the season played for Glendale in the prestigious Arizona Fall League (13g, .347, 7 2b, 6rbi, .908ops) and earned a spot on the Fall Stars Game post-season roster...was an AFL Rising Star and recipient of the Dernel Stenson Award, named after the former Reds minor leaguer who died during the 2003 AFL season, for his unselfishness, hard work and leadership.
- On 11/20 was added to the 40-man roster.
- Entered the season rated by both *Baseball America* and MLB Pipeline the sixth-best prospect in the organization.

SEASON HIGHLIGHTS

2018: In a career-high 109 apps, at Daytona was a Florida State League All-Star...led Florida State League catchers in fielding percentage (.996)...was rated by *Baseball America* the 18th-best prospect in Florida State League...**2017:** At Class A Dayton was a Midwest League All-Star...was rated by *Baseball America* the 17th-best prospect in the MWL and by MLB.com (8th) and *Baseball America* (10th) among the organization's top prospects...**2016:** Was rated by *Baseball America* (10th) and MLB.com (10th) among the Reds' top prospects...**2015:** Following his first professional season was named the Reds' fourth-best prospect by *Baseball America* and fifth-best by MLB.com.

PERSONAL: Graduated from Kennesaw Mountain High School in Marietta, GA...as a senior in 2015 hit .415 with 8 HR and 25 RBI...committed to Georgia Tech but signed with the Reds...participated in the 2019 Reds Caravan...follow on Twitter @Tyler_Step22.

STEPHENSON'S CAREER TRANSACTIONS

- Was selected by the Reds in the first round (11th overall) of the June 2015 first-year player draft. Was signed by John Poloni.
- On Dayton's disabled list with a concussion, April 26-May 9, 2016.
- On Dayton's disabled list with a left wrist injury, May 30-July 12, July 22-August 4 and August 14-remainder of the season, 2016; included a rehabilitation assignment at AZL Reds, July 6-12.
- On Dayton's disabled list with a torn ligament in his right thumb, July 15-remainder of the season, 2017; was transferred to the minor league 60-day DL, July 26.

CAREER FIELDING								
Pos.	Pct.	G	PO	A	E	TC	DP	PB
C	1.000	4	23	1	0	24	0	0

Career Hitting

Yr	Club	AVG	G	AB	R	H	2B	3B	HR	RBI	SH	SF	HB	BB	SO	SB	CS	OBP	SLG	E
15	Billings - R	.268	54	194	28	52	15	0	1	16	0	0	3	22	42	0	2	.352	.361	8
16	Dayton - A	.216	39	139	17	30	4	1	3	16	2	0	0	12	45	0	0	.278	.324	3
	#AZL Reds - R	.250	5	20	4	5	1	0	1	2	0	0	1	2	7	0	0	.348	.450	0
17	Dayton - A	.278	80	295	39	82	22	0	6	50	0	5	4	44	58	2	1	.374	.414	6
18	Daytona - A	.250	109	388	60	97	20	1	11	59	0	7	10	45	98	1	0	.338	.392	^3
19	Chattanooga - AA	.285	89	312	47	89	19	1	16	44	0	5	9	37	60	0	0	.372	.410	6
20	Reds	.294	8	17	4	5	0	0	2	6	0	0	1	2	9	0	0	.400	.647	0
Major Totals		.294	8	17	4	5	0	0	2	6	0	0	1	2	9	0	0	.400	.647	0
Minor Totals		.263	376	1348	195	355	81	3	28	187	2	17	27	162	310	3	3	.350	.390	26

SINGLE-SEASON CAREER HIGH STREAKS
Hitting Streak: 2g (2x), 7/27-9/10 & 9/13-9/14, 2020; **Hitless Streak:** 6ab, 9/16-9/22, 2020



DEE  @FlashGJr **INF**
STRANGE-GORDON 3

Age: 32 Ht.: 5-11 Wt.: 166 Bats: L Throws: R ML Service: 8.154

Born: 4/22/88 Birthplace: Avon Park, FL Resides: Windermere, FL

Acquired: Was signed to a minor league contract and invited to 2021 Major League spring training camp, February 8, 2021.

Contract: Signed through the 2021 season and under team control through 2021.

Non-Roster

CAREER HIGHLIGHTS

- With 333 stolen bases is Major League Baseball's active leader (Elvis Andrus & Billy Hamilton, 305).
- With 54 triples ranks third among active players (Dexter Fowler 82, Brett Gardner 69).
- Was a National League All-Star in 2014 and 2015.
- As the Marlins' Most Valuable Player in 2015 was the National League batting champion and won the Louisville Slugger Silver Slugger Award, Rawlings Gold Glove Award and Wilson Defensive Player of the Year Award for second basemen.
- In 2015 became only the second player since 1900 to lead the National League in hits, batting average and stolen bases (Honus Wagner, 1908) and the first to lead the NL in hitting and steals since Jackie Robinson in 1949.
- In addition to his 2015 batting title, also led the National League in stolen bases 3 times (Lou Brock Award, 2014, 2015, 2017), in hits once (2015) and in triples once (2014).
- 6 times in his professional career led his league in stolen bases.
- In September 2011 was the National League's Rookie of the Month.
- In 2019 won the Hutch Award for exemplifying the fighting spirit and competitive desire of former Reds manager Fred Hutchinson...was chosen for his commitment to supporting kids and families affected by domestic violence through his Flash of Hope program.
- In 2018 and 2020 won the Mariners' Unsung Hero Award.
- In 2017 and 2020 was nominated for the Roberto Clemente Award for his contributions on and off the field.
- Won his team's MLBPA Heart & Hustle Award in 2014 (LAD) and 2015 (Mia).
- On 6/6/11 at Phi pinch ran in his Major League debut.
- On 6/7/11 at Phi made his first career start, played SS and went 3-for-5 with a run scored...singled off Roy Oswalt for his first Major League hit.
- In the seventh inning on 7/1/11 at LAA became the first Dodgers player since Harvey Hendrick (6/12/1928 vs Cubs) to steal second, third and home in the same inning.
- On 5/1/12 at Coors Field led off the game with first Major League home run (off Jhoulys Chacin).
- On 4/20/19 at LAA recorded his 1,000th career hit, a 2-run single off Trevor Cahill.
- In 2009 was the Dodgers' Branch Ricky Minor League Player of the Year.

LEADOFF HOME RUNS (5)

Date	Pitcher
7/26/17 for Mia at Tex	Yu Darvish
9/26/16 for Mia vs NYM	Bartolo Colon
8/12/15 for Mia vs Bos ..	Eduardo Rodriguez
4/8/14 for LAD vs Det	Max Scherzer
5/1/12 for LAD at Col	Jhoulys Chacin

INSIDE-THE-PARK HR (1)

Date	Pitcher
6/30/15 for Mia vs SF	Ryan Vogelsong

PINCH-HIT HOME RUNS (1)

Date	Pitcher
9/10/17 for Mia at Atl	Jose Ramirez

2020 SEASON

- In his third season with the Mariners played 2B (13g, 10gs), SS (3g, 2gs) and LF (13g, 10gs).
- On 9/25/20 at Oak pinch ran in his 1,000th Major League appearance.

PERSONAL: Devaris Strange-Gordon...during the COVID-19 pandemic, provided meals for families in his hometown...grew up playing basketball and did not start playing baseball until his senior year at Avon Park (FL) High School...played baseball at Southeastern University, where he earned MVP honors in the national tournament...transferred to Seminole State College, but did not play there before he was drafted...is the son of former Major League pitcher Tom Gordon, who made 890 apps for 8 teams from 1988-2009.

SINGLE-SEASON CAREER HIGH STREAKS

Hitting Streak: 17g, 8/27-9/14, 2017; Hitless Streak: 25ab, 5/13-5/25, 2013

STRANGE-GORDON'S CAREER TRANSACTIONS

- Was selected by the Dodgers in the fourth round of the June 2008 first-year player draft. Was signed by Scott Hennessey.
- On 15-day disabled list with a bruised right shoulder, August 11-September 1, 2011.
- On 60-day disabled list with a torn ligament in his right thumb, July 5-September 11, 2012.
- Acquired by the Marlins, along with RHP Dan Haren, IF Miguel Rojas and cash, for LHP Andrew Heaney, RHP Chris Hatcher, IF Enrique Hernández and C Austin Barnes, December 10, 2014.
- On 15-day disabled list with a dislocated left thumb, July 7-28, 2015.
- Was signed by the Marlins to a 5-year contract through the 2020 season, with a club option for 2021, January 18, 2016.
- On Major League Baseball's restricted list for violating the Joint Drug Prevention and Treatment Program, April 29-July 28, 2016.
- Was acquired by the Mariners, along with international slot money, for RHP Robert Dugger, RHP Nick Neidert and IF Christopher Torres, December 7, 2017.
- On 10-day disabled list with a fractured right great toe, May 22-31, 2018.
- On 10-day injured list with a right wrist contusion, May 21-June 10, 2019.
- On 10-day injured list with a left quad strain, July 23-August 9, 2019 with a left quad strain.
- Was signed by the Reds to a minor league contract and invited to 2021 Major League spring training camp, February 8, 2021.

		CAREER FIELDING							
Pos.	Pct.	G	PO	A	E	TC	DP	PB	
2B	.982	728	1335	1845	58	3238	471	-	
SS	.949	176	254	422	36	712	78	-	
CF	.963	53	129	2	5	136	0	-	
LF	1.000	13	20	1	0	21	0	-	

2021 REDS

Career Hitting

Yr	Club	AVG	G	AB	R	H	2B	3B	HR	RBI	SH	SF	HB	BB	SO	SB	CS	OBP	SLG	E
08	Ogden - R	.331	60	251	45	83	13	3	2	27	2	3	2	16	29	18	5	.371	.430	24
09	Great Lakes - A	.301	131	538	96	162	17	12	3	35	7	3	10	43	90	^73	25	.362	.394	34
10	Chattanooga - AA	.277	133	555	86	154	17	10	2	39	9	3	7	40	89	^53	20	.332	.355	37
11	Albuquerque - AAA	.333	70	288	51	96	10	6	0	24	2	3	2	18	40	30	4	.373	.410	19
	Los Angeles (NL)	.304	56	224	34	68	9	2	0	11	2	0	0	7	27	24	7	.325	.362	10
	#R. Cucamonga - A	.273	3	11	4	3	0	0	0	0	0	0	0	1	1	2	1	.333	.273	0
12	Los Angeles (NL)	.228	87	303	38	69	9	2	1	17	2	2	3	20	62	32	10	.280	.281	18
	#Albuquerque - AAA	.267	8	30	3	8	0	1	0	1	0	0	0	2	3	2	1	.313	.333	2
13	Albuquerque - AAA	.297	92	374	65	111	17	9	0	33	4	1	3	51	70	^49	11	.385	.390	19
	Los Angeles (NL)	.234	38	94	9	22	1	1	1	6	1	0	1	10	21	10	2	.314	.298	7
14	Los Angeles (NL)	.289	148	609	92	176	24	^12	2	34	3	3	4	31	107	^64	19	.326	.378	12
15	Miami	^ .333	145	615	88	^205	24	8	4	46	6	5	2	25	91	^58	^20	.359	.418	6
	#Jupiter - A	.250	1	4	0	1	0	0	0	0	0	0	0	0	1	0	0	.250	.250	0
16	Miami	.268	79	325	47	87	7	6	1	14	1	1	0	18	55	30	7	.305	.335	7
	#New Orleans - AAA	.257	9	35	7	9	1	1	0	2	0	0	0	1	5	3	0	.278	.343	2
17	Miami	.308	158	653	114	201	20	9	2	33	2	4	10	25	93	^60	^16	.341	.375	12
18	Seattle	.268	141	556	62	149	17	8	4	36	9	5	9	9	80	30	^12	.288	.349	15
19	Seattle	.275	117	393	36	108	12	6	3	34	3	6	1	18	61	22	5	.304	.359	10
	#Tacoma - AAA	.214	3	14	0	3	0	0	0	0	0	0	0	0	2	0	1	.214	.214	0
20	Seattle	.200	33	75	12	15	1	0	0	3	0	0	2	5	13	3	2	.268	.213	2
	Major Totals	.286	1002	3847	532	1100	124	54	18	234	29	26	32	168	610	333	100	.319	.360	99
	Minor Totals	.300	510	2100	357	630	75	42	7	161	24	13	24	172	330	230	68	.358	.386	137

Injury rehab, ^ Led league

All-Star Record

Yr	Club, Site	AVG	G	AB	R	H	2B	3B	HR	RBI	SH	SF	HB	BB	SO	SB	CS	OBP	SLG	E	
14	NL, Minnesota	.000	1	1	1	0	0	0	0	0	0	0	0	0	0	0	0	.000	.000	0	
15	NL, Cincinnati																				
	All-Star Totals	.000	1	1	1	0	0	0	0	0	0	0	0	0	0	0	0	.000	.000	0	

Division Series Record

Yr	Club, Opponent	AVG	G	AB	R	H	2B	3B	HR	RBI	SH	SF	HB	BB	SO	SB	CS	OBP	SLG	E
13	LAD vs Atl	---	1	0	0	0	0	0	0	0	0	0	0	0	0	0	1	---	---	0
14	LAD vs StL	.176	4	17	0	3	0	0	0	2	0	0	0	2	6	1	0	.263	.176	0
	Division Series Totals	.176	5	17	0	3	0	0	0	2	0	0	0	2	6	1	1	.263	.176	0

Championship Series Record

Yr	Club, Opponent	AVG	G	AB	R	H	2B	3B	HR	RBI	SH	SF	HB	BB	SO	SB	CS	OBP	SLG	E
13	LAD vs StL	---	1	0	0	0	0	0	0	0	0	0	0	0	0	0	0	---	---	0



EUGENIO SUÁREZ

3B

7

Age: 29 Ht.: 5-11 Wt.: 213 Bats: R Throws: R ML Service: 6.061

Born: 7/18/91 Birthplace: Puerto Ordaz, VZ Resides: Pinecrest, FL

Acquired: From the Tigers, along with minor league RHP Jonathon Crawford, for RHP Alfredo Simon, December 11, 2014.

Contract: Signed a 7-year contract extension through the 2024 season, with a club option for 2025, March 16, 2018.

CAREER HIGHLIGHTS

- First name is pronounced AY-you-hay-nee-oh...accent mark is Suárez.
- In each of the last 3 seasons led the Reds in home runs (34, 49, 15) and RBI (104, 103, 38).
- Over the last 3 seasons, his 98 HR rank second in the Major Leagues to Mike Trout's 101 homers...Suárez' 35 HR beginning August 1 of the 2019 season ties NYM's Pete Alonso for most in the Major Leagues since then.
- Is a 2018 National League All-Star.
- In voting of the Cincinnati chapter of the BBWAA, in 2018 and 2019 received the Ernie Lombardi Award as the Reds' Most Valuable Player...was a unanimous selection in 2019.
- Was the National League's Player of the Month for September 2019.
- Suárez and Cooperstown Hall of Famer Tony Pérez are the only third basemen in club history with at least 25 HR in 3 seasons and the only third basemen in club history with at least 30 HR in 2 seasons
- In 2019 established records for home runs in a season by a player from Venezuela and by a National League third baseman (49), received the Luis Aparicio Award as Major League Baseball's best player from Venezuela, was the Reds' nominee for the Hank Aaron Award given to the outstanding offensive player in the National League and received 4 votes for the BBWAA's NL Most Valuable Player Award.
- In 2019 established franchise records for HR in the first inning (15) and for HR after the All-Star break (29).
- Shares the franchise record for consecutive apps with at least 1 home run (5g, 7/23-7/27, 2018).
- In 2018 was 1 of only 7 players in the Major Leagues to hit at least .283 with at least 34 HR and 104 RBI (J.D. Martinez, Christian Yelich, Nolan Arenado, Manny Machado, Trevor Story, Javier Báez).
- Since RBI became an official statistic in 1920, is the only Reds third baseman ever to record at least 8 HR and 29 RBI in a calendar month (May 2018, 8 HR, 29 RBI).
- In 2017 received the Joe Nuxhall Good Guy Award in voting of the local chapter of the BBWAA.
- In 2015 led the Reds in starts at SS and in each of the last 5 seasons (2016-2020) led the club in starts at 3B.
- Following the 2018 season participated in MLB's Japan All-Star Series with Nippon Professional Baseball.

2019 HOME RUN LEADERS

Pete Alonso, NYM	53 HR	120 RBI
Eugenio Suárez, Cin	49 HR	103 RBI
Jorge Soler, KC	48 HR	117 RBI
Cody Bellinger, LAD	47 HR	115 RBI
Mike Trout, LAA	45 HR	104 RBI
Christian Yelich, Mil	44 HR	97 RBI
Nolan Arenado, Col	41 HR	118 RBI
Alex Bregman, Hou	41 HR	112 RBI
Nelson Cruz, Min	41 HR	108 RBI
Ronald Acuña Jr., Atl	41 HR	101 RBI

MAJOR LEAGUE HOME RUN LEADERS, 2018-2020

M. Trout	101	N. Cruz	94	N. Arenado	87
E. Suárez	98	C. Yelich	92	J.D. Martinez	86

HOME RUNS IN A SEASON, PLAYERS FROM VENEZUELA

Eugenio Suárez, Cin	49	2019
Andrés Galarraga, Col	47	1996
Miguel Cabrera, Det	44	2013
Miguel Cabrera, Det	44	2012
Richard Hidalgo, Hou	44	2000
Andrés Galarraga, Atl	44	1998
Tony Armas, Bos	43	1984
Ronald Acuña Jr., Atl	41	2019
Andrés Galarraga, Col	41	1997
Carlos González, Col	40	2015

HOME RUNS IN A SEASON, THIRD BASEMEN

Alex Rodriguez, NYY	52	2007
Eugenio Suárez, Cin	49	2019
Adrián Beltré, LAD	48	2004
Mike Schmidt, Phi	48	1980
Alex Rodriguez, NYY	47	2005
Eddie Mathews, Mil	47	1953

HOME RUNS IN A SEASON, REDS BATTERS

George Foster	52	1977
Eugenio Suárez	49	2019
Ted Kluszewski	49	1954
Ted Kluszewski	47	1955
Adam Dunn	46	2004
Greg Vaughn	45	1999
Johnny Bench	45	1970

Lists courtesy @EliasSports

- In 2012 and 2013 was an MiLB.com Tigers Organizational All-Star.
- In 2012 was a Midwest League All-Star, West Michigan's Player of the Year, MWL Player of the Week for 5/28-6/3 and the Tigers' Minor League Player of the Month for June...won an MiLB.com Gold Glove Award.

2020 SEASON

- During the regular season led the Reds in HR and RBI.
- In September, led the Reds in total bases (44), HR (7) and RBI (19) in the push for their first Postseason appearance since 2013.
- Led the team in starts batting cleanup with 45...also made 10 starts batting third and 2 starts batting fifth.
- In Game 1 of the doubleheader on 8/2 at Det batted cleanup to snap at 100 his streak of consecutive starts batting third in the order (5/31/19 - 7/31/20).
- In the 6-2 win on 9/5 at Pit became the 30th batter in Reds history to hit at least 3 HR in a game, accomplished for the 38th time and for the first time since Aristides Aquino did it on 8/10/19 vs Cubs...became the 10th Major League player from Venezuela to do it, the first since Det's Victor Martinez on 6/16/2016 at KC...produced a career-high 5 RBI for the third time and scored a career-high 3 runs for the 11th time.
- In the 5-0 win on 8/19/g2 at KC hit the 150th HR of his career (solo off Matt Harvey)...the ball remains nestled at the bottom of the Kauffman Stadium fountain.
- In the 7-1 win vs the Tigers on Opening Day made his 800th career appearance.
- Began the season 0-for-16 before he doubled off Kyle Ryan in the eighth inning on 7/28 vs Cubs.
- On 9/18 returned from the 3-day paternity list (daughter, Melanie Salomé)...in his absence, the Reds won both games vs the Pirates while Mike Moustakas played 3B.
- Did not play in spring training while recovering from 1/28/20 surgery to remove loose cartilage in his right shoulder.

2019 SEASON

- In a unanimous vote of the local chapter of the BBWAA, for the second straight season received the Ernie Lombardi Award as the Reds' Most Valuable Player.
- Received the Luis Aparicio Award as Major League Baseball's best player from Venezuela.
- Was the Reds' nominee for the Hank Aaron Award as the outstanding offensive player in the NL.
- Received 4 votes for the BBWAA's National League Most Valuable Player Award.
- Established single-season records for HR by a player from Venezuela and HR by a National League third baseman (49).
- His 49 HR were second in the Major Leagues to NYM's Pete Alonso, who established a new Major League record for HR in a season by a rookie with 53.
- Ranked among the National League leaders in HR (2nd), HR ratio (11.7 AB/HR, 3rd), total bases (329, 6th), slugging percentage (.572, 8th), apps (159, T8th) and RBI (10th)...led the Major Leagues in strikeouts.
- In the first inning, led all Major League batters with a club record 15 HR and led the NL in slugging (.736).
- Established career highs in hits, HR, slugging percentage (.572), OPS (.930), HR prior to the All-Star break (20) and HR after the All-Star break (29, club record)...tied career highs in games played and runs scored...the previous club record for HR after the All-Star break was held by Ted Kluszewski (27, 1954)...his 24 HR at Great American Ball Park fell 2 shy of Adam Dunn's 2005 single-season record.
- Led the Reds in games, at bats, runs, hits, total bases, HR, RBI, multi-hit games (42), 3-hit games (14) and multi-homer games (4).
- Was the National League's Player of the Month for September (.337, 10hr, 18rbi, .455obp, .747slg)...was his first career monthly award and the second consecutive Reds winner, following August Player of the Month Award winner Aristides Aquino...marked the first time since George Foster (July) and Hall of Famer Joe Morgan (August) in 1976 that 2 Reds players won back-to-back Player of the Month Awards.

REDS BATTERS WITH AT LEAST 3 HR IN A GAME

Jake Beckley at STL	9/26/1897
Alex Kampouris at Phi	5/9/1937
Walker Cooper vs STL	7/6/1949
Gus Bell at Phi	7/21/1955
Smoky Burgess vs Pit	7/29/1955
Gus Bell at Chc	5/29/1956
Ed Bailey at Brkln	6/24/1956
Ted Kluszewski at STL	7/1/1956
Bob Thurman vs Mil	8/18/1956
Frank Robinson vs STL	8/22/1959
Art Shamsky vs Pit	8/12/1966
Johnny Bench vs STL	7/26/1970
Johnny Bench at Phi	5/9/1973
George Foster vs Atl	7/14/1977
Pete Rose at NYM	4/29/1978
Johnny Bench at SD	5/29/1980
Eric Davis at SF	9/10/1986
Eric Davis at Phi	5/3/1987
Barry Larkin vs Hou	6/28/1991
Reggie Sanders vs Col	8/15/1995
Willie Greene vs Chc	9/24/1996
Bret Boone at Chc	9/20/1998
Jeffrey Hammonds at Col	5/19/1999
Greg Vaughn at Chc	9/7/1999
Russell Branyan at SD	8/4/2002
Aaron Boone vs SD	8/9/2002
Aaron Boone vs STL	5/8/2003
Joey Votto vs Chi	5/7/2008
Jonny Gomes vs Wsh	8/13/2009
Drew Stubbs at Chc	7/4/2010
Jay Bruce vs Chc	8/27/2010
Chris Heisey vs NYY	6/22/2011/g2
Joey Votto vs Wsh	5/13/2012
Joey Votto vs Phi	6/9/2015
Scooter Gennett (4) vs STL	6/6/2017
Derek Dietrich vs Pit	5/28/2019
Aristides Aquino vs Chc	8/10/2019
Eugenio Suárez at Pit	9/5/2020

* Club record (18 Major League players have hit 4 HR in a game)
30 Reds players hit at least 3 HR in a game, accomplished 38 times

- Received votes for National League Player of the Month for July after leading the NL in HR (12), slugging percentage (.733) and total bases (66, T1st)...his 12 HR in July were the most by a Reds batter in that month since Adam Dunn hit 12 HR in July 2008.
- In the fourth inning on 9/18 at Wrigley Field hit his 48th HR (solo off Jon Lester) to establish a new record for HR in a season by a player from Venezuela.
- In the first inning on 9/25 vs Mil hit his 49th HR (solo off Jordan Lyles), a new National League record for HR in a season by a third baseman.
- Hall of Famer Tony Pérez previously held the club record for third basemen with 40 HR overall in 1970, including 39 HR while playing third base.
- In his last 32 apps of the season beginning 8/25 hit .349 (4 2b, 1 3b, 15hr, 25rbi, .795slg, .444obp), raising his batting average from .255 to season-ending .271.
- From 9/2-9/4 missed 3 starts with a bruised left hand suffered on 9/1 at StL when he was hit by a Daniel Ponce de Leon pitch...returned to the starting lineup on 9/5 vs Phi and in his last 22 apps of the season hit .338 (2 2b, 1 3b, 9hr, 16rbi, .740slg, .457obp).
- Produced four 2-homer games...4 times homered in at least 3 consecutive games...twice homered in 3 consecutive plate apps.
- In the 14-0 win on 4/9 vs Mia hit the 100th HR of his career (solo off Wei-Yin Chen).
- Between the first and second innings of the 12-11 loss on 7/19 vs StL was ejected by HP umpire Carlos Torres for arguing balls and strikes...was his second career ejection.
- On 1/28/20 had surgery to remove loose cartilage in his right shoulder, an injury suffered in a swimming pool... physical activity will be limited at the beginning of spring training...the team anticipates him to be ready to play toward the beginning of the regular season.

2018: Was voted by his peers to his first All-Star team and by the local chapter of the BBWAA the Ernie Lombardi Award as the Reds' Most Valuable Player...received two 10th-place votes from the BBWAA for the National League's Most Valuable Player Award...was 1 of only 7 players in the Major Leagues to hit at least .283 with at least 34 HR and 104 RBI (J.D. Martinez, Christian Yelich, Nolan Arenado, Manny Machado, Trevor Story, Javier Báez)...became 1 of only 4 third basemen in Reds history to produce at least 30 HR in a season (Todd Frazier, Tony Pérez twice, Deron Johnson) and 1 of 18 Reds players at any position with at least 30 HR and 100 RBI in a season...was a finalist for the Louisville Slugger Silver Slugger Award...among National League third basemen ranked second in HR and RBI; third in hits, slugging and extra-base hits; and fourth in BA and on-base percentage... despite missing 16 games in April with a fractured right thumb ranked among the overall National League leaders in RBI (6th), HR (7th), slugging percentage (8th, .526), OPS (10th, .892), BA vs LHP (9th, .320), RBI ratio (2nd, 5.1ab) and HR ratio (2nd, 15.5ab)...from 4/9-4/25 was disabled with a fractured right thumb...suffered the injury on 4/8 at Pit, when he was hit by a Jameson Taillon pitch...missed 16 games (3-13)...led the team in HR, RBI, slugging percentage (.526) and OPS (.892)...led the team in starts batting fifth in the order (54gs) but also hit second (8gs), third (7gs) and fourth (72gs)...established

HOTTEST CORNER

Eugenio Suárez is 1 of only 4 players in franchise history to hit **30 HR** in a season while playing primarily **third base** and the second to do it twice (list below).

Eugenio Suárez 2019 49 HR, 103 RBI

Tony Pérez 1970 40 HR, 129 RBI

Tony Pérez 1969 37 HR, 122 RBI

Todd Frazier 2015 35 HR, 89 RBI

Eugenio Suárez 2018 34 HR, 104 RBI

Deron Johnson 1965 32 HR, 130 RBI

HR & RBI Season Totals

MOST 1ST-INNING HR IN A SEASON, REDS BATTERS

Player	HR	Year
Eugenio Suárez	15	2019
George Foster	12	1977
Joey Votto	11	2017
Joey Votto	10	2010
Ted Kluszewski	10	1954

TRIPLE CROWN

In 2018, **Eugenio Suárez** was 1 of only 7 players in the Major Leagues to hit at least **.283** with at least **34 HR** and **104 RBI**:

J.D. Martinez, Bos .330 43 HR 130 RBI

Christian Yelich, Mil .326 36 HR 110 RBI

Nolan Arenado, Col .297 38 HR 110 RBI

Manny Machado, LA .297 37 HR 107 RBI

Trevor Story, Col .291 37 HR 108 RBI

Javier Báez, Chi .290 34 HR 111 RBI

Eugenio Suárez, Cin .283 34 HR 104 RBI

HOTTEST CORNER

In 2018, **Eugenio Suárez** (.283, 34 HR, 104 RBI) became only the fourth player in franchise history to hit **30 HR** in a season while playing primarily **third base** (5th time, list below)...he is the 18th Reds player at any position with at least **30 HR** and **100 RBI** in a season.

Tony Pérez 1970 40 HR, 129 RBI

Tony Pérez 1969 37 HR, 122 RBI

Todd Frazier 2015 35 HR, 89 RBI

Eugenio Suárez 2018 34 HR, 104 RBI

Deron Johnson 1965 32 HR, 130 RBI

HR & RBI Season Totals

CLUB RECORD

Eugenio Suárez from **7/23-7/27, 2018** homered in a career-high 5 straight games to tie the club record for consecutive apps with at least 1 home run...only **8 players** in Reds history, since 1900, homered in a club-record **5 straight apps**:

Eugenio Suárez 5 HR, 8 RBI 7/23-7/27, 2018

Jay Bruce 6 HR, 13 RBI 7/23-7/27, 2016

Devin Mesoraco 5 HR, 12 RBI 6/19-6/24, 2014

Adam Dunn 5 HR, 10 RBI 5/14-5/19, 2008

Ken Griffey Jr. 5 HR, 6 RBI 7/8-7/12, 2003

Johnny Bench 7 HR, 13 RBI 5/30-6/3, 1972

George Crowe 5 HR, 7 RBI 8/8-8/14, 1957

Ted Kluszewski 6 HR, 9 RBI 8/11-8/15, 1954

career highs in batting average, hits, HR, RBI, slugging percentage, OPS, total bases (277) and extra-base hits (58)...from 7/23-7/27 homered in 5 straight apps to tie the club record for consecutive games with a HR (8th player)... only Kendrys Morales (7g) and Matt Carpenter (6g) had longer home run streaks in the Major Leagues in 2018... was 1 of only 10 players in the Major Leagues to produce at least three 10-game hitting streaks (13g, 13g, 10g)...his career-high 13-game hitting streaks (6/8-6/23, 6/27-7/10) were the longest by any Reds batter in 2018...became only the third Reds batter since 2000 with at least 70 RBI (71) prior to the All-Star break, joining Ken Griffey Jr. in 2000 (72) and Brandon Phillips in 2013 (74)...in May led the Major Leagues in RBI (29) while ranking T3rd in both extra-base hits (15) and HR (8)...since RBI became an official statistic in 1920, is the only Reds third baseman ever to record at least 8 HR and 29 RBI in a calendar month...his 29 RBI in May were the most by a Reds batter in a calendar month since OF Jay Bruce's 33 RBI in May 2011...tied the franchise record for most RBI by a Reds player in his first 20 apps of a season (25)...played in his 20th game on 5/8 vs NYM and produced 4 RBI to give him 25...George Crowe (1958), Vada Pinson (1962) and Ken Griffey Jr. (2006) each produced 25 RBI in his first 20 games of those respective seasons...in the 9-game homestand from 4/30-5/9, became the first Reds batter to produce 15 RBI in a homestand since Jay Bruce had 15 RBI in 7 games from 8/8-8/14, 2011...in those 9 apps vs the Brewers, Marlins and Mets at Great American Ball Park, he hit .313 (3 2b, 3hr, .688slg, .395obp)...in the 14-3 loss on 4/6 vs Pit started at 3B but moved to SS in the eighth inning...was his first appearance at SS since 8/20/17, when he made his only appearance of that season at that position...finished the 2018 season with 3 apps at SS, including a start on 8/21 at Mil...is his only start at SS since 4/14/16 at Cubs...on 4/1 vs Wsh made the 500th appearance of his career...hit the second of the team-record 11 grand slams (5/24 vs Pit off Ivan Nova)...was his third career grand slam...between his 32nd and 33rd HR (solo HR off Alex Wood on 9/10 vs LAD, 2-run HR off Nick Kingham on 9/28 vs Pit), went 13 apps and 49 at bats, both season highs, without a home run or RBI...finished the season with 2 HR in his last 3 apps...following the season participated in MLB's Japan All-Star Series with Nippon Professional Baseball.

2017: In voting of the local chapter of the BBWAA received the Joe Nuxhall Good Guy Award...established career highs in runs, HR, RBI, walks, on-base percentage, slugging percentage and OPS...tied career highs in doubles and triples...led the team with nine 3-hit games...led National League third basemen in fielding percentage (.976)...from 7/3-9/27 produced a 71-game errorless streak, the longest of his career...committed 3 of his 9 errors over his last 3 apps of the season, including 2 errors on the same play in the Reds' final game of the year...made 153 apps and 149 starts at 3B...in the bottom of the fifth inning of the 8-1 loss on 8/20 at ATL made his only appearance of the season at SS as part of a double switch in which he replaced starter José Peraza...made a team-high 93 starts batting fifth but also hit second (6gs), fourth (14gs) and sixth (36gs)...had his best month in August, when he hit .348 with 8 HR, 20 RBI and an OPS of 1.184 (.487obp, .697slg)...from 8/9-8/25 produced a career-high 16-game on-base streak (21-52, .404, 5 2b, 6hr, 16rbi, .846slg, .556obp) that included a career-high 10-game hitting streak (8/15-8/25, 14-35, .400, 3 2b, 4hr, 11rbi, .829slg, .511obp)...produced 21 home runs at home, tied for the fourth-highest single-season total at Great American Ball Park (Adam Dunn 26, Dunn 25, Dunn 22, Jay Bruce 21)...in the seventh inning of the 8-7 loss on 5/23 vs Cle produced his first career pinch-hit HR, a 3-run shot off Bryan Shaw that tied the score at 7-7...produced three 2-homer games...following a called strikeout on 7/9 at Ari was ejected for the first time in his career (HP umpire Brian O'Nora)...on 8/17 at Cubs singled and doubled in the 9-run second inning...from 9/19-9/21 missed 3 games for the birth of daughter Nicole.

MLB'S LONGEST HOME RUN STREAKS IN 2018

Kendrys Morales 7g (8 HR, 13 RBI) 8/19-8/26
Matt Carpenter 6g (8 HR, 12 RBI) 7/14-7/21
David Dahl 5g (5 HR, 12 RBI) 9/24-9/28
Ronald Acuña 5g (6 HR, 12 RBI) 8/11-8/14
Eugenio Suárez 5g (5 HR 8 RBI) 7/23-7/27
Jonathan Schoop 5g (5 HR, 11 RBI) 7/22-7/27
Odúbel Herrera 5g (5 HR, 8 RBI) 6/17-6/22

Pit's Dale Long (1956), NYY's Don Mattingly (1987) and Sea's Ken Griffey Jr. (1993) share the Major League record for most consecutive apps with at least 1 home run (8)

RBI IN A MONTH BY REDS SINCE 2011

Jay Bruce 33 May 2011
Eugenio Suárez 29 May 2018
Adam Duvall 28 May 2017
Joey Votto 26 August 2016
Jay Bruce 26 June 2016
Adam Duvall 26 June 2016

Club record for RBI in month is **45, Gus Bell, June 1953**
Courtesy Elias Sports Bureau

2016: Led the club in games played, at bats and 3-hit games (11)... ranked T2nd in the National League in games played...among National League third basemen ranked sixth in HR, seventh in RBI and T6th in extra-base hits...became only the 10th third baseman in franchise history to produce at least 20 home runs in a season, joining Gene Freese (1961), Deron Johnson (1965), Tony Perez (1967, 1969-1971), Buddy Bell (1986), Chris Sabo (1990-1991, 1993), Aaron Boone (2002), Edwin Encarnacion (2008), Scott Rolen (2010) and Todd Frazier (2014-2015)...missed only 3 games all season (4/18 vs Col, 5/29 at Mil, 7/10 at Mia)...made 149 starts at 3B, 1 start at SS (4/14 at Chi) and 1 start at DH (8/29 at LAA)...in his last 69 apps of the season beginning 7/19 hit .279 (67-240, 20 2b, 5hr, 28rbi, 5sb)...from 4/6-4/10 homered in 4 of his first 6 apps of the season (9rbi), the first Reds batter with 4 homers in the club's first 6 games since Adam Dunn had 4 HR in the first 6 games of the 2004 season...produced 4 homers over 5 apps from 4/6-4/10 and 3 homers over a 4-game stretch from 5/15-5/18...in the 10-6 win on 4/7 vs Phi hit his first career grand slam (off Daniel Stumpf)...in the 11-4 win on 6/2 at Col established career highs with 2 homers and 10 total bases and tied career highs with 3 hits and 4 RBI... on 7/18 vs Atl celebrated his 25th birthday with a 2-run HR off Matt Wisler...in the 3-2 win on 9/2 vs StL produced the first walkoff hit of his career, an RBI-single off Seung Hwan Oh...from 5/19-5/30 went 0-for-28, the longest hitless skid of his career and the longest by a Reds batter since Todd Frazier went 0-for-31 from 7/26-8/7, 2013...on 10/1 vs Chi snapped an 0-for-12 skid with his first HR since 8/30 at LAA, at 29 games his longest homerless drought of the season...reached base safely in all 22 spring training apps and overall hit safely in 20 apps.

2015: Led the club in starts at SS (95) and in starts batting seventh in the order (39)...began the season at Louisville but became the club's starting shortstop on 6/11, the day after Zack Cozart suffered a season-ending knee injury...although he didn't make his season debut until 6/11, his 13 homers ranked T8th among Major League shortstops and T4th among NL shortstops...produced hitting streaks of 6, 5, 9, 8 and 7 games...in the 10-run sixth inning on 8/24 vs Det (12-5 win) produced a solo HR and a 2-run double in the same inning Brandon Phillips had a 2-run HR and 2-run triple...on 8/8 at Ari, his 2-run HR in the fourth inning off Robbie Ray snapped the Reds' 30-inning scoreless streak, their longest since 1989...reached base in 49 of his 57 apps for the Bats.

2014: In his Major League debut made 85 apps for the Tigers, including 81g at SS and 2g at 3B...also made 54 minor league appearances for Class AA Erie and Class AAA Toledo...on 6/4 was promoted from Toledo and made his Major League debut that day vs Tor as a defensive replacement at shortstop...on 6/7 vs Bos became the 23rd player in franchise history to produce a home run for his first Major League hit (solo off Jon Lester)...became only the fourth Tigers rookie to homer in 3 of his first 7 career starts (Alex Avila 2009, Robert Fick 1998, Frank Doljack 1930)...following the season played for Caracas in the Venezuelan Winter League (17g, .250, 3 2b, 3 3b, 1hr, 6rbi).

MINOR LEAGUES

2013: On 5/2 was promoted from Class A Lakeland to Class AA Erie...**2012:** At Class A West Michigan was a Midwest League All-Star and the club's Player of the Year...among MWL leaders ranked second in hits, T3rd in apps, fifth in walks and T5th in total bases (209)...led all league shortstops with 257 putouts...was Midwest League Player of the Week for 5/28-6/3 (7g, 18-28, .643, 4 2b, 1 3b, 3rbi)...was the organization's Minor League Player of the Month for June (22g, .366, 11 2b, 1hr, 7rbi)...**2010:** Was the Tigers' Venezuelan Summer League Player of the Year.

MULTI-HOMER GAMES (9)

Date	Pitcher
9/5/20 at Pit (3) *	T. Williams 2, D. Holland
9/15/19 at Ari	Zac Gallen 2
9/8/19 vs Ari	Mike Leake, Jimmie Sherry
7/22/19 at Mil	A. Houser, Jeremy Jeffress
7/1/19 vs Mil	Adrian Houser, Josh Hader
8/22/17 vs Chi	John Lackey, Felix Pena
7/20/17 vs Ari	Patrick Corbin, J.J. Hoover
4/22/17 vs Chi	Jake Arrieta, Justin Grimm
6/2/16 at Col	C. Qualls, Gonzalez Germen

* 30th Reds player with 3 HR in a game (38th time)

PINCH-HIT HOME RUNS (1)

Date	Pitcher
5/23/17 vs Cle	Bryan Shaw

GRAND SLAMS (3)

Date	Pitcher
5/24/18 vs Pit	Ivan Nova
9/13/17 at StL	Ryan Sherriff
4/7/16 vs Phi	Daniel Stumpf

CONSECUTIVE GAMES (MINIMUM 3)

Date	Dates
5 straight games *	7/23 - 7/27, 2018
4 straight games	8/25 - 8/28, 2019
3 straight games	8/9 - 8/11, 2019
3 straight games	6/30 - 7/2, 2019
3 straight games	5/4 - 5/6, 2019

* Tied franchise record for HR in consecutive apps

SUÁREZ' CAREER TRANSACTIONS

- Was signed by the Tigers as a non-drafted free agent, October 9, 2008. Was signed by Alejandro Rodriguez.
- Was acquired by the Reds, along with minor league RHP Jonathon Crawford, for RHP Alfredo Simon, December 11, 2014.
- On disabled list with a fractured right thumb, April 9-25, 2018; included a rehabilitation assignment at Louisville, April 24-25.
- On 3-day paternity list, September 15-17, 2020.

CAREER FIELDING

Pos.	Pct.	G	PO	A	E	TC	DP	PB
3B	.955	665	454	1110	73	1637	116	-
SS	.962	* 183	265	462	29	756	109	-

In 2017 led National League third basemen in fielding percentage (.976)
* Last apps at SS, 3g in 2018 (4/6 vs Pit, 8/14 vs Cle, start on 8/21 at Mil)

Career Hitting

Yr	Club	AVG	G	AB	R	H	2B	3B	HR	RBI	SH	SF	HB	BB	SO	SB	CS	OBP	SLG	E
09	VSL Tigers - R	.262	57	206	29	54	9	3	1	15	1	1	15	17	32	8	4	.360	.350	14
10	VSL Tigers - R	.311	61	225	32	70	12	2	1	18	4	2	7	23	44	8	6	.389	.396	12
11	GCL Tigers - R	.341	12	44	11	15	7	0	2	9	1	0	2	3	4	2	0	.408	.636	5
	Connecticut - A	.250	58	204	37	51	11	5	5	24	3	0	4	18	43	9	5	.323	.426	19
12	West Michigan - A	.288	135	511	82	147	34	5	6	67	5	7	15	65	116	21	9	.380	.409	18
13	Lakeland - A	.311	25	103	17	32	6	2	1	12	0	1	4	14	25	2	3	.410	.437	10
	Erie - AA	.253	111	442	53	112	24	4	9	45	2	0	6	46	98	9	11	.332	.387	26
14	Erie - AA	.284	42	155	26	44	14	1	6	29	0	0	0	15	38	7	2	.347	.503	7
	Toledo - AAA	.302	12	43	6	13	4	0	2	7	0	1	2	6	9	2	0	.404	.535	2
	Detroit	.242	85	244	33	59	9	1	4	23	5	1	5	22	67	3	2	.316	.336	10
15	Louisville - AAA	.256	57	203	30	52	9	2	8	25	5	1	3	26	40	3	4	.348	.438	11
	Cincinnati	.280	97	372	42	104	19	2	13	48	4	2	3	17	94	4	1	.315	.446	19
16	Cincinnati	.248	159	565	78	140	25	2	21	70	0	3	8	51	155	11	5	.317	.411	^23
17	Cincinnati	.260	156	534	87	139	25	2	26	82	0	5	9	84	147	4	5	.367	.461	9
18	Cincinnati	.283	143	527	79	149	22	2	34	104	0	6	9	64	142	1	1	.366	.526	19
	#Louisville - AAA	.200	2	5	1	1	1	0	0	0	0	0	0	3	1	0	0	.500	.400	0
19	Cincinnati	.271	159	575	87	156	22	2	* 49	103	0	6	11	70	+189	3	2	.358	.572	17
20	Cincinnati	.202	57	198	29	40	8	0	15	38	0	1	2	30	67	2	0	.312	.470	5
	Major Totals	.261	856	3015	435	787	130	11	162	468	9	24	47	338	861	28	16	.342	.473	102
	AL Totals	.242	85	244	33	59	9	1	4	23	5	1	5	22	67	3	2	.316	.336	10
	Reds Totals	.263	771	2771	402	728	121	10	158	445	4	23	42	316	794	25	14	.345	.485	92
	Minor Totals	.276	572	2141	324	591	131	24	41	251	21	13	58	236	450	71	44	.362	.417	124

Injury rehab, * NL record for third basemen & record for a player from Venezuela, + Led Major Leagues, ^ Led Major League third basemen

All-Star Record

Yr	Club, Site	AVG	G	AB	R	H	2B	3B	HR	RBI	SH	SF	HB	BB	SO	SB	CS	OBP	SLG	E
18	NL, Washington	.000	1	1	0	0	0	0	0	0	0	0	* 1	0	1	0	0	.000	.000	0

* HBP by Hou's Charlie Morton

Wild Card Series Record

Yr	Club, Opponent	AVG	G	AB	R	H	2B	3B	HR	RBI	SH	SF	HB	BB	SO	SB	CS	OBP	SLG	E
20	Cin at Atl	.222	2	9	0	2	0	0	0	0	0	0	0	1	4	0	0	.300	.222	1

Started at 3B, batting cleanup, in both games of the series sweep loss

Division Series Record

Yr	Club, Opponent	AVG	G	AB	R	H	2B	3B	HR	RBI	SH	SF	HB	BB	SO	SB	CS	OBP	SLG	E
14	Det vs Bal	.000	1	1	0	0	0	0	0	0	0	0	0	0	0	0	0	.000	.000	0

Japan All-Star Series Record

Yr	Club, Site	AVG	G	AB	R	H	2B	3B	HR	RBI	SH	SF	HB	BB	SO	SB	CS	OBP	SLG	E
18	MLB vs NPB	.267	4	15	1	4	1	0	0	1	0	0	1	0	4	0	0	.313	.333	0

SINGLE-SEASON CAREER HIGH STREAKS

Hitting Streak: 13g (2x), 6/8-6/23 & 6/27-7/10, 2018; Hitless Streak: 28ab, 5/19-5/30, 2016



BO

@botakahashi

RHP

TAKAHASHI

81

Age: 24 Ht.: 6-0 Wt.: 225 Bats: R Throws: R ML Service: 0.002

Born: 1/23/97 Birthplace: Presidente Prudente, Brazil Resides: Presidente Prudente, Brazil

Acquired: Was signed to a minor league contract with an invitation to 2021 Major League spring training camp, December 18, 2020.

Contract: Signed through the 2021 season and under team control through 2026.

Non-Roster

CAREER HIGHLIGHTS

- Is trying to become the sixth player born in Brazil to appear in a Major League game.
- In 2019 (2g) and 2020 (1g) participated in Major League spring training camps with the Diamondbacks.
- In Rio de Janeiro in December 2019 received an award from the Brazilian Olympic Committee as the country's Best Baseball Athlete.
- In September 2016 pitched in the 2017 World Baseball Classic qualifier for Team Brazil, which was managed by Cooperstown and Reds Hall of Famer Barry Larkin...started Game 2 at MCU Park in Brooklyn and suffered the 1-0 loss to eventual bracket champion Israel (4ip, 2h, 1er, 1bb, 5k).
- Pitched for the Brazilian junior team in 2012.
- Was the Diamondbacks' Minor League Pitcher of the Month for April 2019 (5gs, 3-0, 1.73).
- Was a mid-season All-Star in the California League (2017) and Southern League (2019).
- 4 times was a Minor League Player of the Week, including once in the Pioneer League in 2015, twice in the California League in 2017 and once in the California League in 2018.
- Earned 2 days of Major League service while on the Diamondbacks' roster from 8/18-8/19, 2019 but did not appear in a game.

2020 SEASON

- Was on the Diamondbacks' 40-man roster and 60-man player pool roster.
- Travel restrictions between the United States and Brazil due to the COVID-19 pandemic prevented him from attending workouts at the alternate training site.
- On 10/27 was outrighted off the Diamondbacks' 40-man roster.
- On 11/1 became a minor league free agent.
- On 12/18 was signed by the Reds to a minor league contract with an invitation to 2021 Major League spring training camp.

PERSONAL: Rodrigo Hitoshi Takahashi...attended Colégio Anglo Prudentino...nickname "Bo" is derived from the Japanese word that means "little kid"...one of his great-grandfathers migrated to Brazil from Wakayama, Japan...resides in Presidente Prudente, a city of more than 220,000 people located about 350 miles west of São Paulo...the city is named after Prudente de Morais, the first civilian president of the country and third president overall (1894-98)...is fluent in English, Portuguese and Spanish...can understand Japanese but is still learning to speak it...learned English by watching TV shows and movies in English with Portuguese or Spanish subtitles.

MAJOR LEAGUE PLAYERS FROM BRAZIL

LHP Luiz Gohara	2017-2018	Atl	RHP Andre Rienzo	2013-2015	Mia, WSox
C Yan Gomes	2012-2020	Cle, Wsh, Tor	RHP Thyago Vieira	2017-2019	Sea, WSox
OF Paulo Orlando	2015-2018	KC			

While baseball is still growing in Brazil, in the absence of organized leagues **Bo Takahashi** played on a club team in his hometown that traveled to about 10 tournaments per year...baseball spread to Brazil from Japan...Brazil is home to the largest Japanese population outside of Japan...every year, the players from Brazil who participate in professional leagues around the world work out together in São Paulo for about 2 weeks before heading off to their respective spring training camps.

TAKAHASHI'S CAREER TRANSACTIONS

- Was signed by the Diamondbacks as a non-drafted free agent, December 23, 2013. Was signed by Mack Hayashi and Kelvin Kondo.
- On AZL Diamondbacks' 7-day disabled list with a dislocated right great toe, August 7-remainder of the season, 2014.
- On Kane County's 7-day disabled list with right rotator cuff tendinitis, June 3-August 14, 2016; included a rehabilitation assignment at Hillsboro, July 17-August 14.
- On Visalia's 7-day disabled list with a blister, July 2-11, 2017.
- On Jackson's 7-day disabled list with a left hamstring strain, July 27-August 14, 2018.
- Was signed by the Reds to a minor league contract with an invitation to 2021 Major League spring training camp, December 18, 2020.

Career Pitching

Yr	Club	W-L	ERA	G	GS	CG	SHO	SV	IP	H	R	ER	HR	BB	SO	WP	BK
14	AZL DiamondBcks - R	3-4	4.39	10	4	0	0	0	41.0	34	22	20	1	12	34	2	0
15	Missoula - R	*8-1	4.66	15	15	0	0	0	77.1	77	42	40	8	30	54	5	1
16	Visalia - A	0-1	4.00	2	2	0	0	0	9.0	7	4	4	2	1	8	1	0
	Kane County - A	1-1	3.00	7	5	0	0	0	24.0	23	10	8	1	11	19	0	1
	#Hillsboro - A	5-2	2.50	10	10	0	0	0	50.1	39	17	14	0	17	40	4	0
17	Kane County - A	0-2	3.86	4	4	0	0	0	16.1	16	13	7	3	5	14	1	0
	Visalia - A	7-10	5.33	20	20	0	0	0	109.2	107	70	65	13	37	93	9	0
18	Visalia - A	3-3	3.02	9	9	0	0	0	47.2	45	17	16	4	10	53	2	0
	Jackson - AA	3-3	4.68	14	14	0	0	0	73.0	65	38	38	12	20	77	0	2
19	Jackson - AA	9-7	3.72	23	23	0	0	0	118.2	108	52	49	12	38	104	3	0
Minor Totals		39-34	4.14	114	106	0	0	0	567.0	521	285	261	56	181	496	27	4

Injury rehab, * Led Pioneer League

World Baseball Classic Record

Yr	Country	W-L	ERA	G	GS	CG	SHO	SV	IP	H	R	ER	HR	BB	SO	WP	BK
17	Brazil	0-1	2.25	1	1	0	0	0	4.0	2	1	1	0	1	5	0	0

1-0 loss to Israel in Game 2



JOEY VOTTO

1B
19

Age: 37 **Ht.:** 6-2 **Wt.:** 220 **Bats:** L **Throws:** R **ML Service:** 13.027

Born: 9/10/83 **Birthplace:** Toronto, Canada **Resides:** Toronto, Canada

Acquired: Was selected by the Reds in the second round of the June 2002 first-year player draft. Was signed by John Castleberry.

Contract: Signed a 10-year contract extension through the 2023 season, with a club option for 2024, April 4, 2012.

CAREER HIGHLIGHTS

- Is the 2010 National League Most Valuable Player and Hank Aaron Award winner, a 6-time NL All-Star, a *Sporting News* NL All-Star and the only Reds first baseman ever to win a Rawlings Gold Glove Award.
- Received NL Most Valuable Player Award votes 7 times in the last 11 seasons, 6 times finished among the Top 10 and 3 times finished among the Top 3...finished first in 2010, sixth in 2011, 14th in 2012, sixth in 2013, third in 2015, seventh in 2016 and second by 2 points to Mia's Giancarlo Stanton in 2017 in the fourth-closest vote ever.
- 5 times was a finalist for the prestigious Hank Aaron Award, presented to the most outstanding offensive performer in each league...won the award in 2010...was a finalist in 2011, 2015, 2016 and 2017.
- 3 times was a finalist for the Rawlings Gold Glove Award for first basemen...won the award in 2011...was a finalist in 2017 and 2018.
- 6 times was voted by the Cincinnati chapter of the BBWAA the Ernie Lombardi Award as the Reds' MVP (unanimously in 2016 and 2017).
- Was named to MLB.com and ESPN.com's Team of the Decade for 2010-2019 and was Canadian Baseball Network's Hitter of the Decade.
- From 2010-2019 became only the third player in Major League history, all National Leaguers, to lead his league in both hits and walks in a decade (Bob Elliott, 1940s & Rogers Hornsby, 1920s).
- Twice received the Lou Marsh Award as Canada's Athlete of the Year (2010, 2017)...is 1 of only 3 baseball players to win the prestigious award and the only one to win it more than once (Ferguson Jenkins 1974; Larry Walker 1998)...twice received the Syl Apps Award as Ontario's Athlete of the Year (2010, 2017).
- 7 times received the Canadian Baseball Hall of Fame's Tip O'Neill Award (2010-2013, 2015-2017), sharing the honor in 2011 with Brewers pitcher John Axford...is the only player to win that award more than 2 years in a row and is 1 of only 2 players to win it more than 3 times (Larry Walker, 9 times).
- His 1,217 career walks are the most in Major League history by a player born in Canada (Larry Walker 2nd, 913)...his 295 HR are second-most by a Canadian (Larry Walker, 383).
- Holds franchise records for career games played at first base (1,724) and intentional walks (141)...shares Joe Morgan's club career record for number of seasons with at least 100 walks (6)...holds franchise single-season records for walks (143 in 2015), on-base percentage (.474 in 2012), number of times on base safely via hit, walk or HBP (321 times in 2017), number of games reaching base safely (150g in 2017), number of games reaching base safely at least twice (107g in 2015 & 2017) and number of consecutive games reaching base safely at least twice (20g from 7/26-8/15, 2017)...shares Pete Rose's single-season franchise record for number of consecutive games reaching base safely (48g from 8/11-10/2, 2015).

SINCE HIS DEBUT....

Joey Votto's rankings among all **Major League** hitters since his debut on **9/4/07**:

Walks	1,217	1st
On-Base Percentage419	1st
OPS937	1st
Runs	1,041	2nd
Batting Average304	3rd
Average with RISP326	3rd
Doubles	412	3rd
Slugging Percentage517	4th
Hits	1,908	6th
RBI	966	10th
Home Runs	295	T13th

% - Minimum 6,000pa & 1,700pa with RISP

ON-BASE PERCENTAGE, CAREER

1. Ted Williams, HOF482
2. Babe Ruth, HOF474
3. Billy Hamilton, HOF455
4. Lou Gehrig, HOF448
5. Barry Bonds444
6. Rogers Hornsby, HOF434
7. Ty Cobb, HOF433
8. Jimmie Foxx, HOF429
9. Tris Speaker, HOF428
10. Eddie Collins, HOF424
11. Dan Brouthers, HOF424
12. Mickey Mantle, HOF420
13. JOEY VOTTO419

OPS, CAREER

1. Babe Ruth, HOF	1.164
2. Ted Williams, HOF	1.115
3. Lou Gehrig, HOF	1.080
4. Barry Bonds	1.051
5. Jimmie Foxx, HOF	1.038
6. Hank Greenberg, HOF	1.017
7. Rogers Hornsby, HOF	1.010
8. Manny Ramirez996
9. Mark McGwire982
10. Joe DiMaggio978
24. Willie Mays, HOF942
25. JOEY VOTTO937

Lists courtesy @EliasSports,
Minimum 6,000 plate apps for OBP & OPS

- With 295 career HR ranks third on the club's all-time list (Johnny Bench 389, Frank Robinson 324)...is Great American Ball Park's all-time leader in almost every category, including hits (908), HR (162) and RBI (506).
- Has 13 game-ending RBI, tied with Pete Rose and Johnny Bench for third-most by a Reds batter since 1933 behind Tony Perez (19) and Frank Robinson (15).
- In the last 13 seasons led the Reds in batting average 8 times, in doubles 7 times and in hits 6 times.
- From 2007-2016 made 1,103 starts next to 2B Brandon Phillips, the most on the right side of the infield for any tandem in Reds history and the highest total by any set of infielders active at that time...1B Frank McCormick and 2B Lonny Frey rank second in Reds history with 774 starts together.
- Is 1 of only 3 players in Major League history to lead his league in on-base percentage at least 7 times in any decade (7 times from 2010-2019; Ted Williams, 7 times from 1940-1949; Rogers Hornsby, 8 times from 1920-1929).
- In the last 11 seasons led the National League in doubles once, in walks 5 times, in on-base percentage 7 times, in slugging percentage once and in OPS twice (2010, 2017).
- Since 1900 is the only batter in Reds history and 1 of 9 players overall to lead the National League in walks for 3 straight seasons (2011-2013).
- Is the only Red and 1 of 6 players in Major League history to lead his league in on-base percentage for 4 straight years (2010-2013)...is the only Reds player and 1 of 6 players in Major League history to lead his league in on-base percentage at least 7 times, joining Barry Bonds (10) and Cooperstown Hall of Famers Ted Williams (12), Babe Ruth (10), Rogers Hornsby (9) and Ty Cobb (7).
- Is the second player in Reds history to produce 30 doubles in 6 straight seasons (2008-2013; Pete Rose, 1965-70 & 1972-78) or 30 doubles in any 10 years (Rose, 13).
- Is 1 of only 19 players in modern Major League history, over the course of his career, to hit at least .300 (.304) with an on-base percentage of .400 (.419) and a slugging percentage of .500 (.517).
- Among active players ranks first in career OBP (.419), first in career OPS (.937) and second in career BA (.304; Miguel Cabrera, .313).
- Is 1 of only 2 active players with at least 1,600 hits and 1,200 walks (Albert Pujols) and 1 of only 4 current players with at least 1,908 hits, 412 doubles, 295 HR and 966 RBI (Pujols, Miguel Cabrera, suspended Robinson Cano).
- His 1,724 career apps and 1,706 starts at 1B are second-most among active players at that position (Albert Pujols, 1,928 apps & 1,868 starts).
- In each of 5 seasons from 2015-2019, per *Baseball America* was voted by managers, scouts and executives the batter with the best strike zone judgment in the National League.
- In the *Sporting News*' 2011 poll of baseball executives was rated the fourth-best player in baseball behind Albert Pujols, Troy Tulowitzki and Felix Hernandez.
- In 2010 became the 10th Reds player and third Canadian to win the Most Valuable Player Award...prior to Game 4 of the 2010 World Series received from Commissioner Bud Selig the Hank Aaron Award as the NL's best hitter...in his native Canada, was honored by 8 organizations for his 2010 MVP season...was ranked No. 1 in the *Toronto Sun*'s 2010 list of most influential Canadians in baseball.
- Played for Canada in the 2009 World Baseball Classic and hit .556 (second among all WBC players) with a 1.111 slugging percentage (third best)...also played for Canada in the 2013 WBC.
- 5 times was the National League Player of the Week (9/21-9/27, 2009; 7/25-7/31, 2011; 5/13-5/19, 2013; 6/26-7/2, 2017; 4/23-4/29, 2018).
- In 2008 finished second in the National League Rookie of the Year Award voting, was a finalist for a Players Choice Award in the category of Outstanding NL Rookie, was a TOPPS Major League Rookie All-Star and was the Reds' MVP...in September 2008 received the National League Rookie of the Month Award.

JOEY VOTTO'S HARDWARE

NL Most Valuable Player

2010

Hank Aaron Award

2010

National League All-Star

2010, 2011, 2012, 2013, 2017, 2018

Sporting News All-Star

2010

Rawlings Gold Glove Award

2011

Reds' Most Valuable Player

2008, 2010, 2011, 2015, 2016, 2017

HITTER OF THE DECADE, 2010-2019

Joey Votto's rankings among all Major League hitters during the decade covering 2010-2019, when he was a 6-time All-Star and the 2010 MVP:

On-Base Percentage *428	1st
Walks *	1,046	1st
OPS944	^ 2nd
WAR *	48.1	^^ 3rd
Doubles *	327	3rd
Batting Average306	4th
Runs	847	4th
Slugging Percentage516	7th
Hits *	1,532	9th
Home Runs	231	16th
RBI	759	19th

^ Trout 1.000, ^^ Trout 73.4, Posey 53.0

* Led NL, third player in Major League history to lead league in hits and walks over a decade (Bob Elliott 1940s, Rogers Hornsby 1920s, both NL)

MLB.COM'S TEAM OF DECADE, 2010-19

Rank	Player, Position
1.	Mike Trout, CF
2.	Clayton Kershaw, LHP
3.	Justin Verlander, RHP
4.	Max Scherzer, RHP
5.	JOEY VOTTO, 1B
6.	Adrián Beltré, 3B
7.	Miguel Cabrera, 1B
8.	Buster Posey, C
9.	Chris Sale, LHP
10.	José Altuve, 2B

ESPN'S TEAM OF THE DECADE, 2010-19

Position	Player
Catcher	Buster Posey
First Base	JOEY VOTTO
Second Base	Robinson Cano
Third Base	Adrián Beltré
Shortstop	Francisco Lindor
Outfield	Mike Trout
Outfield	Mookie Betts
Outfield	Andrew McCutchen
Utility	Miguel Cabrera
Starting Pitcher	Clayton Kershaw
Starting Pitcher	Justin Verlander
Starting Pitcher	Max Scherzer
Starting Pitcher	Madison Bumgarner
Starting Pitcher	Chris Sale
Relief Pitcher	Craig Kimbrel

- In March 2013 was voted by fans the Face of MLB.
- In 2007 was a TOPPS Class AAA All-Star, Louisville's Most Valuable Player, the International League's Rookie of the Year and an IL All-Star...in May 2007 was Louisville's and the Reds' Hitter of the Month.
- Played in the 2006 Southern League All-Star Game and 2007 Triple-A All-Star Game...played for the World Team in MLB's All-Star Futures Games in Pittsburgh (2006) and San Francisco (2007).
- In 2006 was the Southern League's MVP and batting champion, TOPPS' Southern League Player of the Year and the Reds organization's minor league Hitter of the Year...also was a *Baseball America* Minor League and Class AA All-Star and a TOPPS Class AA All-Star.
- In 2005 was selected to play for Team Canada in the IBAF XXXVI World Cup in Amsterdam, Netherlands.
- In the minor leagues produced 5 career grand slams.
- In 2007 became the 14th native Canadian to appear for the Reds (LHP Rheel Cormier, RHP Ryan Dempster, RHP Chris Reitsma, OF Glen Gorbous, P Bert Sincock, OF Doc Miller, P Clarence Currie, P Bob Hooper, OF Nigel Wilson, P Rube Vickers, OF Andy Kyle, P Win Kellum, OF Tip O'Neill).
- Graced the cover of the 8/30/10 issue of *Sports Illustrated*, the only Reds player to do so since Ken Griffey Jr. on 6/14/04.
- On 3/17/13 made a guest voice appearance on *The Cleveland Show*...fellow Major Leaguers Andre Ethier, Matt Kemp, David Ortiz and Jimmy Rollins also were featured in the episode in which star of the show Cleveland pursues his life-long dream of becoming a baseball scout.
- Has 12 career starts at designated hitter (10-41, .244, 1 2b, 1 3b, 4hr, 8rbi, .367obp, .610slg)...made those starts on 6/18/16 at Hou, 6/12/18 & 6/13/18 at KC, 6/12/19 at Cle, 6/25/19 & 6/26/19 at LAA, 9/12/19 at Sea, 8/29/20/g2 vs Chc, 9/6/20 at Pit, 9/13/20 at StL, 9/14/20/g2 vs Pit and 9/27/20 at Min.
- Has been ejected 12 times in his career, including 3 times in 2020 (8/25 at Mil by HP Shane Livensparger, 8/29 vs Cubs by 1B Dan Bellino, 9/12 at StL by HP D.J. Reyburn).

FIRST 14 YEARS

Only **22 players** in **Major League** history, through the first 14 seasons of their careers, produced at least a **.304 batting average, 295 HR, 966 RBI** and a **.937 OPS**:

Player	14th Year	BA	HR	RBI	OPS
JOEY VOTTO	2020	.304	295	966	.937
Miguel Cabrera	2016	.321	446	1553	.961
Albert Pujols	2014	.317	520	1603	.991
Todd Helton	2010	.324	333	1239	.979
Vlad Guerrero, HOF	2009	.321	407	1318	.954
Chipper Jones, HOF	2007	.307	386	1299	.950
Alex Rodriguez	2007	.306	518	1503	.967
Manny Ramirez	2006	.314	470	1516	1.011
Frank Thomas, HOF	2003	.310	418	1390	.996
Larry Walker, HOF	2002	.317	335	1133	.973
Hank Aaron, HOF	1967	.316	481	1541	.939
Willie Mays, HOF	1965	.314	505	1402	.982
Mickey Mantle, HOF	1964	.309	454	1298	1.011
Stan Musial, HOF	1955	.342	325	1361	1.012
Ted Williams, HOF	1955	.348	394	1470	1.128
Johnny Mize, HOF	1952	.313	355	1310	.963
Joe DiMaggio, HOF	1951	.325	361	1537	.977
Hank Greenberg, HOF	1947	.313	331	1274	1.017
Mel Ott, HOF	1939	.315	369	1386	.977
Jimmie Foxx, HOF	1938	.335	429	1520	1.073
Lou Gehrig, HOF	1936	.344	427	1722	1.092
Babe Ruth, HOF	1927	.349	416	1262	1.189

2020 SEASON

- Led the Reds in walks for the sixth consecutive season and for the 11th time in his 13 full seasons.
- After 3 consecutive games off by manager's decision (8/27/dh at Mil, 8/28 vs Cubs), in his last 29 apps of the regular season beginning 8/29 hit .258 (5 2b, 8hr, 14rbi, .385obp) to raise his batting average from .191 and his on-base percentage from .321, both season lows.
- Made 49 starts at 1B and 5 starts at DH.
- In the lineup made starts hitting leadoff (21gs), second (9gs) and third (24gs, team high)...made his first 9 starts of the season batting second and each of his last 16 starts of the regular season batting third... made all 21 starts batting leadoff in consecutive apps from 8/19-9/10.
- His fourth-inning walk off Chi's Ross Detwiler on 9/20 was the 1,210th of his career, tying Pete Rose's club record for career bases on balls...the next inning, established a new record with a walk off Steve Cishek.
- In the first inning of the 3-1 win on 9/11 at StL hit a 442-foot, 2-run HR off Adam Wainwright clocked at 113.2mph, his highest ever exit velocity on a home run and the second-hardest hit homer ever by a Reds player in the StatCast era (Aristides Aquino, 118.3mph, 8/8/19 vs Chc off Cole Hamels).
- Produced a pair of game-ending hits, an RBI-double in the 10th inning off KC's Josh Staumont on 8/11 (6-5 win) and an RBI-single in the ninth inning off StL's Giovanni Gallegos on 9/2 (4-3 win)...were the 12th and 13th game-ending RBI of his career, tied with Pete Rose and Johnny Bench for third-most by a Reds batter since 1933 behind Tony Perez (19) and Frank Robinson (15).
- Went 8 games and 38 plate apps between his first (7/26 vs Det, Gregory Soto) and second (8/8 at Mil, Corbin Burnes) strikeouts, the second-longest streak of his career...his longest career streak without a strikeout remains 42 plate apps (6/5-6/16, 2017).
- In the sixth inning of the 3-2 win on 8/3 vs Cle produced a 2-run HR off Zach Plesac that erased a 2-1 deficit... was the 287th HR of his career, tying him with Hall of Famer Tony Perez for third on the team's all-time list... was his 950th and 951st career RBI, tying and then moving him past Reds Hall of Famer Dave Concepcion into sixth place alone on the club's all-time list.

HARDEST HIT HR BY REDS BATTERS, STATCAST ERA

Aristides Aquino	...	118.3	8/8/19 vs Chc, Hamels
Joey Votto	113.2	...	9/11/20 at StL, Wainwright
Matt Davidson	113.1	8/21/20 at StL, Webb
Jesse Winker	113.0	8/29/20/g2 vs Cubs, Mills
Patrick Kivlehan	113.0	8/12/17 at Mil, Suter

- For the first time in his career homered in each of his first 2 apps of a season.
- While on the injured list, missed both games of the doubleheader sweep win on 8/2 at Det.
- On 8/9 at Mil went 0-for-4, snapping a 31-game on-base streak at Miller Park that began on 8/12/16...is the second-longest on-base streak ever by a visiting player at that ballpark (Albert Pujols, 32g from 4/30/07-6/12/11).
- In the 3-2 loss on 8/25 at Mil, struck out 4 times in a game for only the fifth time in his career...was ejected in the middle of the eighth inning by HP umpire Shane Livensparger...didn't play again until the 8/29 doubleheader vs Cubs by manager's decision...missed 3g games (8/27/dh, 8/28).
- On 8/29/g2 vs Cubs, made his first start of the season and eighth of his career as the team's designated hitter and produced his second career leadoff HR (off Alec Mills)...was his 288th career HR, moving him past Tony Perez into third alone on the Reds' all-time list since 1900 (Johnny Bench 389, Frank Robinson 324).
- On 9/14 vs Pit, for the second time in his career homered in both games of a doubleheader (8/24/11 at Fla)...his solo HR off Mitch Keller in the nightcap produced his 960th career RBI, tying him with Hall of Famer Barry Larkin for fifth on the club's all-time list, and was his 1,900th career hit.
- In the first inning on 9/23 vs Mil hit a 2-run HR off Adrian Houser...prior to that plate appearance, for the season was 0-for-22 vs the Brewers...per @EliasSports, only once in his career went hitless vs an opponent in a season (0-for-9 vs Oak in 2019).
- Was ejected 3 times (8/25 at Mil, 8/29 vs Cubs, 9/12 at StL).

2019 SEASON

- For the fifth straight season, per *Baseball America* was voted by managers, scouts and executives the batter with the best strike zone judgment in the National League.
- Produced 30 doubles for the 10th time in his career...beginning in 2008, his first full season, Robinson Cano is the only other player in the Major Leagues with as many 30-double seasons (also 10).
- Led the team 2-hit games (30).
- Reached base safely in 118 of his 142 apps...from 5/1-5/3, for the only time all season failed to reach base safely in 3 straight games...was only the fourth such 3-game streak in his career (last, 4/19-4/21, 2016)...never in his career has he failed to reach base safely at least once over 4 consecutive apps.
- From 5/8-6/4 reached base safely in 20 consecutive games, a season-high that tied Nick Senzel's (5/10-6/1) for the longest by a Reds batter in 2019.
- From 8/18-8/26 was on the 10-day injured list with a low back strain...after he was reinstated on 8/27, in his last 29 apps of the season hit .257 (26-101, 7 2b, 3hr, 8rbi, 19r, .377obp).
- Beginning 5/8 made his last 105 starts batting second in the order.
- Made 15 starts batting leadoff (last, 5/7 at Oak)...from 4/16-5/7 made 15 of his 18 starts batting first, including 10 straight starts from 4/16-4/28...entered this year with 1 career start batting leadoff (6/18/08 vs LAD).
- In his first start of the season batting leadoff, on 4/16 at LAD, finished 1-for-4 with an RBI-double...was the 900th RBI of his career.
- Made 4 starts at DH (.385, 1 2b, 2hr, 2rbi, .467obp, .923slg, 6/12 at Cle, 6/25 & 6/26 at LAA, 9/12 at Sea).
- On 4/6 at Pit hit the 270th HR of his career, tying him with Adam Dunn for fourth on the Reds' all-time list.

MR. 300

Joey Votto holds the franchise record for **times reaching base in a season** (321 in 2017), 3 times led the Major Leagues in that category (2013, 2015, 2017) and 5 times led the **National League** (2011, 2013, 2015, 2016, 2017)...listed below are the only Red batters to reach base safely **300 times** in a season:

Joey Votto, 2017 321	Pete Rose, 1975 310	
Joey Votto, 2015 319	Pete Rose, 1976 307	
Joey Votto, 2013 316	Pete Rose, 1973 301	
Pete Rose, 1969 311	Shin-Soo Choo, '13 300

Votto also reached base 299 times in 2011, 294 times in 2016

TWICE DAILY

From 7/26-8/15, 2017 **Joey Votto** reached base safely at **least twice in 20 straight games**, a franchise record and 1 shy of **Ted Williams'** 1948 Major League record (lists below).

Reds Record

20 Joey Votto	7/26 - 8/15, 2017
15 Joey Votto	7/16 - 8/2, 2016
15 Joey Votto	7/10 - 7/28, 2015
15 Pete Rose	9/23/75 - 4/21/76

Major League Record

21 Ted Williams	5/31 - 6/24, 1948
20 Joey Votto	7/26 - 8/15, 2017
20 Barry Bonds	6/20 - 7/15, 2004
20 Pete Rose	9/3 - 9/22, 1979
18 Jason Giambi	9/20/2000 - 4/8/2001
18 Steve Finley	6/20 - 7/11, 1996
18 Ted Williams	6/10 - 6/29, 1951
18 Ted Williams	8/25 - 9/14, 1941
18 Lou Gehrig	7/12 - 7/27, 1930
18 Rogers Hornsby	6/7 - 6/25, 1925
18 Steve Evans	8/29 - 9/15, 1914

Courtesy Elias Sports Bureau

WALKING AWAY FROM STRIKEOUTS

Joey Votto has produced **more walks** than **strikeouts** 4 times in his career (2012, 2015, 2017, 2018)...he is the only player in Reds history to collect **134 walks** or more in a season while striking out **83 times** or fewer (2017)... listed below are the only Major Leaguers since **1995** with **134 walks** or more and **83 strikeouts** or fewer in a season:

Joey Votto, Cin	2017	134 bb, 83 k
Barry Bonds, SF	2004 232 bb, 41 k
Barry Bonds, SF	2003 148 bb, 58 k
Barry Bonds, SF	2002 198 bb, 47 k
Brian Giles, Pit.....	2002 135 bb, 74 k
Barry Bonds, SF	1996 151 bb, 76 k
Gary Sheffield, Fla.....	1996 142 bb, 66 k
Frank Thomas, CWS.....	1995 136 bb, 74 k

- According to @MLBStats, in the eighth inning of the 3-2 loss on 4/17 at LAD popped out to the first baseman for the first time in his career (6,829th plate appearance)...in his next plate appearance, while batting first on 4/18 at SD, produced his only career leadoff HR (off Chris Paddock).
- On 4/28 at StL made his 1,600th career appearance.
- In the 11-inning, 12-11 loss on 5/3 vs SF went 0-for-7 in a game for only the second time in his career (9/4/13 vs StL)...in his career, once went 0-for-6 (6/28/16 vs Cubs), 17 times went 0-for-5.
- On 5/27/day vs Pit produced 3 hits and a double, tying Brandon Phillips for eighth place on the Reds' all-time hits list (1,774) and tying Johnny Bench for fourth place on the club's all-time doubles list (381)...passed Bench on 6/2 vs Wsh with a double off Max Scherzer.
- On 6/15 vs Tex made his 1,600th career appearance at 1B.
- With the third of his career-high 4 hits on 6/28 vs Cubs, reached 1,800 hits in his career and became only the fifth active player to reach base safely 3,000 times via hit, walk or HBP (Albert Pujols, Miguel Cabrera, Robinson Cano, Nick Markakis).
- On 7/13 at Col was ejected by HP umpire James Hoye for arguing balls and strikes...was his ninth career ejection, his only ejection of 2019.
- On 7/30 vs Pit, hit his 150th career HR at Great American Ball Park (solo off Joe Musgrove).
- His first-inning double on 8/10 off Chi's Kyle Hendricks was his 865th career hit at Great American Ball Park, the most by any player at GABP (Brandon Phillips, 864).
- On 8/19 reached 12,000 years of Major League service time.
- In the 10th inning on 8/29 at Mia recorded the 6,000th at bat of his career.
- On 9/1/night at StL doubled off Daniel Ponce de Leon for his 700th career extra-base hit.
- On 9/6 vs Ari made his 1,700th Major League appearance and on Eugenio Suárez' 3-run HR scored his 1,000th career run...finished that game with 7,300 career plate apps.
- On 9/11 at Sea recorded his 400th career double (off Marco Gonzales).
- With 2 outs, the bases loaded and the score tied at 2-2 in the bottom of ninth inning of the 12-inning, 4-2 win on 9/28 at Pit was credited with playing LF for 1 batter as part of a 5-man infield...RF Aristides Aquino, standing to his left, wore Votto's glove and was credited with playing 1B, while Phillip Ervin moved from LF to RF.

2018 SEASON

Was voted by his peers to his sixth All-Star team, the most All-Star apps ever by a player born in Canada (Larry Walker, 5)...in the bottom of the 10th inning of the American League's 8-6 win at Nationals Park, hit a solo HR off Tor's J.A. Happ...is 1 of 7 players and only the second Red to produce a home run in extra innings in the All-Star Game (Tony Perez, 1967, 15th inning)...is the only player born in Canada to homer in the All-Star Game... from 4/23-4/29 was the National League's Player of the Week, his fifth career weekly award...for the second straight season and third time overall was a finalist for the Rawlings Gold Glove Award for first basemen...for the seventh time in his career led the National League in on-base percentage (.417)... is 1 of only 6 players in Major League history to lead his league in on-base percentage at least 7 times (Ted Williams 12, Babe Ruth 10, Barry Bonds 10, Rogers Hornsby 7, Ty Cobb 7)...reached base safely in 127 of the 144 apps in which he had a plate appearance...also among the National League leaders ranked third in walks, fifth in BA with RISP (.339), eighth in BA on the road (.311) and 10th in BA vs RHP (.298)...led the team in walks...recorded at least 100 walks for the sixth time, tying Joe Morgan's franchise record... on 7/27 vs Phi drew his 136th career intentional walk (off Jake Thompson), a new franchise career record (Johnny Bench, 135 IBB)...finished the season with 138 career IBB...for the fourth time in his career produced more walks (108) than strikeouts (101)...on 4/17 at Mil reached 1,000 walks in 1,446 apps, the fourth-fewest games to 1,000 walks in National League history... from 6/15-6/26 recorded a walk in 11 consecutive apps (14bb, 481obp), 2 games shy of the franchise record for walks in consecutive apps (Adam Dunn, 13g, 5/15-5/28, 2002)...that streak was snapped on 6/27 at Atl, when

GAMES, REDS CAREER

1. Pete Rose.....	2,722
2. Dave Concepcion.....	2,488
3. Barry Larkin.....	2,180
4. Johnny Bench.....	2,158
5. Tony Pérez.....	1,948
6. JOEY VOTTO.....	1,771

RUNS, REDS CAREER

1. Pete Rose.....	1,741
2. Barry Larkin.....	1,329
3. Johnny Bench.....	1,091
4. Frank Robinson.....	1,044
5. JOEY VOTTO.....	1,041

HITS, REDS CAREER

1. Pete Rose.....	3,358
2. Barry Larkin.....	2,340
3. Dave Concepcion.....	2,326
4. Johnny Bench.....	2,048
5. Tony Pérez.....	1,934
6. JOEY VOTTO.....	1,908

DOUBLES, REDS CAREER

1. Pete Rose.....	601
2. Barry Larkin.....	441
3. JOEY VOTTO.....	412

HOME RUNS, REDS CAREER

1. Johnny Bench, R.....	389
2. Frank Robinson, R.....	324
3. JOEY VOTTO, L.....	295

RBI, REDS CAREER

1. Johnny Bench.....	1,376
2. Tony Pérez.....	1,192
3. Pete Rose.....	1,036
4. Frank Robinson.....	1,009
5. JOEY VOTTO.....	966

WALKS, REDS CAREER

1. JOEY VOTTO.....	1,217
2. Pete Rose.....	1,210

INTENTIONAL BB, REDS CAREER

1. JOEY VOTTO.....	141
2. Johnny Bench.....	135

REACHING BASE VIA H+BB+HBP

1. Pete Rose.....	4,654
2. Barry Larkin.....	3,334
3. JOEY VOTTO.....	3,185

HITS AT GABP, ALL-TIME

1. JOEY VOTTO.....	908
2. Brandon Phillips.....	864
3. Jay Bruce.....	566
4. Adam Dunn.....	379
5. Eugenio Suárez.....	360

HOME RUNS AT GABP, ALL-TIME

1. JOEY VOTTO.....	162
2. Jay Bruce.....	137
3. Adam Dunn.....	126
4. Brandon Phillips.....	113
5. Eugenio Suárez.....	83

in the first inning he was ejected by HP umpire Carlos Torres following a called strike 3...was his eighth career ejection, his first since 9/9/15...eached base safely 260 times, just 14 behind National League leader Freddie Freeman...fell short in his bid to become the 12th player in history to reach base via hit, walk or HBP at least 300 times in a season 4 times (Jeff Bagwell, Wade Boggs, Barry Bonds, Jimmie Foxx, Lou Gehrig, Todd Helton, Rogers Hornsby, Stan Musial, Pete Rose, Babe Ruth, Ted Williams)...Votto reached base safely at least 300 times in 2013, 2015 and 2017...from 8/17-8/29 was disabled with a right lower leg contusion suffered when he was hit by a Ryan Madson pitch on 8/4 at Wsh...in the Reds' 10 games after that HBP missed 4 starts and 2 games until he was disabled...on 8/7 & 8/8 at NYM missed consecutive starts for the first time since June 2016...missed 12 games while he was disabled...prior to his disabling missed only 8 starts and 3 of the Reds' 121 games...missed his first full game on 4/12 vs StL, snapping at 202 games his streaks of consecutive games played and consecutive games started...prior to that 4/12 day off, had appeared in and started every Reds game since he was given the day off at StL on 9/2/16, when Ivan De Jesus Jr. played 1B...during his 202 games started streak played 1,733.1 of the Reds' 1,782.1 innings in the field (97%)...was the longest games started streak by a Reds player since Pete Rose started 370 consecutive games from 1973-1976...in the Wild Card ERA has produced the Reds' second-, third- and fourth-longest games played streaks (226g, 204g, 202g)...Aaron Boone played in 241 consecutive games over the 2002-2003 seasons...from 9/7-9/16 produced a season-high 8-game hitting streak and from 5/20-6/12 produced a season-high 20-game on-base streak...made 131 starts batting third in the order, 1 start batting cleanup (5/18 at Cubs) and 8 starts batting second, including 7 straight starts batting second from 8/4-8/15...on 5/18 vs Cubs made his 29th career start batting cleanup (0-3, 1bb), his first appearance there since he hit fourth in both games of a DH on 5/15/14 vs SD...was his only start of the 2018 season batting fourth...in the first inning on 4/16 at Mil singled off Brent Suter for his 1,600th Major League hit...in the first inning on 4/17 at Mil recorded his 1,000th career walk (off Junior Guerra)...his RBI-single in the sixth inning on 4/22 at StL was the 1,604th hit of his career, moving him past Justin Morneau and into second place alone on the all-time hits list by players born in Canada (Larry Walker 1st, 2,160 hits)...in the 15-9 win on 4/27 at Min tied his career high by reaching base safely in 6 plate apps (single, double, HR, 2 walks, hit by a pitch)...he also did it on 5/18/13 at Phi (4h, 2bb)...before Votto did it in 2013, the last Reds batter to reach base safely 6 times in a 9-inning game was Sean Casey on 5/19/1999 at Col...Votto is the first Reds batter to twice reach base safely 6 times since Johnny Bench did it at Wrigley Field on 6/14/1975 and again there on 7/22/1979...in 2018, 16 Major League batters reached base 6 times...from 4/24-4/27 vs the Braves and Twins homered in 4 consecutive apps, a career high and 1 shy of the franchise record...his grand slam on 6/19 off Det's Matthew Boyd was his first home run since 5/13 at LAD...in his 30 apps between homers hit .321 (34-106, 9 2b, 2 3b, 9rbi, .442obp)...his grand slam on 9/8 vs SD off Robbie Erlin was his first home run since 7/9 at Cle, snapping a 36-game homerless streak that did not include his HR in the All-Star Game...was the second-longest single-season homerless stretch of his career (40g, 6/25-10/3, 2012)...from 5/18-6/6 did not produce an RBI over 18 apps, the longest streak of his career without driving in a run...on 7/9 at Cle hit his 266th

1,000 HITS & 200 HOMERS

Listed below are the **only 7 players** in Reds history since 1900 with **1,000 hits & 200 HR.**

Player	H	HR	Years
Johnny Bench *	2,048	389	1967-83
Tony Perez *	1,934	287	1964-86
Joey Votto	1,908	295	2007-20
Frank Robinson *	1,673	324	1956-65
Ted Kluszewski *	1,499	251	1947-57
George Foster *	1,276	244	1971-81
Jay Bruce	1,116	233	2008-16

* Members of the Reds Hall of Fame

.300 & 250, CAREER

Listed below are the only players in Reds history to produce in their careers at least a

.300 batting average and 250 home runs.

	BA	HR	OBP	SLG
Frank Robinson	.303	324	.389	.554
Joey Votto	.304	295	.419	.517
Ted Kluszewski	.302	251	.357	.512

.320 & 430, SEASON

Joey Votto and **Joe Morgan** are the only Reds players to produce in a season both a

.320 batting average and a .430 OBP.

Player	Year	BA	OBP
Joey Votto	2017	.320	.454
Joey Votto	2016	.326	.434
Joe Morgan	* 1976	.320	.444
Joe Morgan	* 1975	.327	.466

* National League's Most Valuable Player

BEST SEASONS IN REDS HISTORY

Only 4 players in Reds history produced in a single season at least a **.320 average, 30 HR and 100 RBI:**

Player	Year	BA	HR	RBI
JOEY VOTTO	2017	.320	30	100
JOEY VOTTO	* 2010	.324	37	113
George Foster	* 1977	.320	52	149
Frank Robinson	1962	.342	39	136
Frank Robinson	* 1961	.323	37	124
Ted Kluszewski	1954	.326	49	141
(Joey Votto)	2016	.326	29	97

* National League's Most Valuable Player

.300 SEASONS, REDS CAREER

Pete Rose	13	Joey Votto	8
Edd Roush	9	Larkin & Kluszewski	7

SEASONS WITH 100 WALKS, REDS CAREER

Joey Votto	* 6	Johnny Bench	1
Joe Morgan	6	George Burns	1
Adam Dunn	5	Bob Bescher	1
Shin-Soo Choo	1	Johnny Bates	1
Pete Rose	1	Miller Huggins	1

* Most among active players

Barry Bonds holds the MLB record with 14 seasons of 100 walks

FEWEST CAREER GAMES TO 1,000 WALKS, NL HISTORY

1. Billy Hamilton *	1,284
2. Roy Thomas *	1,386
3. Joe Morgan	1,418
4. Joey Votto	1,446

* Pre-1900. List courtesy Elias Sports Bureau
Votto recorded his 1,000th walk on 4/17/18 at Mil

career HR, moving him past Matt Stairs into second place alone on the all-time list of HR by players born in Canada (Walker, 383)...just prior to Opening Day was announced as winner of the 2017 Lou Gehrig Memorial Award, presented annually to a Major League Baseball player who best exemplifies the giving character of Hall of Famer Lou Gehrig...the award permanently is maintained at the National Baseball Hall of Fame and Museum in Cooperstown...also was the club's nominee for the MLBPA's Marvin Miller Man of the Year Award, which goes to the player whose on-field performance and contributions to his community most inspire others to higher levels of achievement.

2017 NATIONAL LEAGUE MVP AWARD VOTING

Player	Club	1st	2nd	3rd	4th	5th	6th	Pts
Giancarlo Stanton	Marlins	10	10	5	3	1	1	302
JOEY VOTTO	REDS	10	9	4	5	2		300
Paul Goldschmidt	D-Backs	4	5	4	9	5	2	239

The 2-point margin was the third-closest in the history of the BBWAA's National League Most Valuable Player Award balloting and fourth-closest overall...STL's Keith Hernandez and Pit's Willie Stargell tied in 1979...STL's Marty Marion beat Chi's Bill Nicholson by 1 point in 1944...NYY's Joe DiMaggio beat Bos' Ted Williams by 1 point in 1947.

2017 SEASON

In the BBWAA's National League Most Valuable Player Award voting finished second by 2 points to Mia's Giancarlo Stanton in the fourth-closest vote ever...received MVP votes for the seventh time in the last 8 seasons, for the sixth time

finished among the Top 10 and for the third time finished among the Top 3...was a National League All-Star for the fifth time...also for the fifth time was a finalist for the Hank Aaron Award...for the second time was a finalist for the Rawlings Gold Glove Award for first basemen...was rated by field managers the best hitter in the National League...for the sixth time was voted by the local chapter of the BBWAA the Ernie Lombardi Award as the Reds' Most Valuable Player...for the second straight year, the vote was unanimous...for the seventh time received the Canadian Baseball Hall of Fame's Tip O'Neill Award for his individual and team accomplishments and for the second time won the Lou Marsh Award as Canada's Athlete of the Year...joined Babe Ruth (1921, 1924, 1926, 1930) and Ted Williams (1941, 1942, 1949) as the only players in Major League history to produce in a season at least 179 hits, 36 HR and 134 walks with 83 strikeouts or fewer...joined Babe Ruth (35 in 1930) and Lou Gehrig (33 in 1936) as the only players in their age-33 seasons or older to produce at least 175 hits, 130 walks and a .450 on-base percentage...Votto turned 34 in September...was the only player in the Major Leagues to produce at least 26 HR and 100 RBI while hitting .300 with an on-base percentage of .400 and a slugging percentage of .500...for the eighth time in his career hit at least .300 with an on-base percentage of .400...for the seventh time in his career hit at least .300 with an on-base percentage of .400 and a slugging percentage of .500...for the third straight year and fifth time in his career produced at least 100 walks in a season...led the Major Leagues by reaching base safely 321 times, breaking his own club record (319, 2015)...Col's Charlie Blackmon reached base 288 times to rank second...reached base at least 300 times in a season for the third time in his career, 1 shy of Pete Rose's club record...led the Major Leagues in on-base percentage, walks and intentional walks...tied KC's Alcides Escobar for the Major League lead in games started (162)...led the National League in walks for the fifth time, in on-base percentage for the sixth time and in both categories in the same season for the fourth time...also led the National League in OPS (1.032)...led the Major Leagues with a walks-to-strikeouts ratio of 1.61...LAD's Justin Turner was second at 1.05 and LAA's Mike Trout third at 1.04...only 14 times struck out more than once, including a season-high 3 strikeouts twice (8/18 at Atl, 9/30 at Chi)...from 6/5-6/16 did not strike out in a season-high 43 straight plate apps...became the first player in Reds history with at least 100 runs, 100 RBI, 300 total bases and 300 times on base...3 of the previous 5 Major League players to produce those numbers won the Most Valuable Player Award a total of 4 times (Mike Trout, Albert Pujols twice, Alex Rodriguez)...reached base safely in 150 apps, breaking his 2013 club record (146g)...reached base safely at least twice in 107 apps, tying his 2015 club record...reached base safely at least 3 times in 51 apps, tying his career high (2015)...tied his career high with 106 runs scored (2010)...produced on-base streaks of 27 games (4/24-5/24), 29 games (7/26-8/26) and 32 games (8/27-end of the season)...his 32-game on-base streak tied teammate Zack Cozart's as the longest by a Reds batter this season and tied for the second-longest in the Major Leagues this year (SF's Eduardo Nunez, 33g)...his 29-game on-base streak from 7/26-8/26 included a stretch from 7/26-8/15 during which he reached base safely at least twice in 20 straight games, a franchise record and 1 shy of Ted Williams' 1948 Major League record, and a 17-game hitting streak from 7/26-8/12 that tied his career high and ranked as the longest by a Reds batter in 2017...the 17-game hitting streak tied for the third-longest in the National League this season...appeared in 162 games for the second time in his career (2013)...became the fourth Red to start at least 162 games in a season, joining Pete Rose ('65, 163gs in '74, '75), Leo Cardenas (163gs in '64) and Vada Pinson ('63)...played first base in 1,391.2 of the team's 1,430 innings...established a new club record by producing his fourth season OPS of at least 1.000 (1.024 in 2010, 1.041 in 2012, 1.000 in 2015, 1.032 in 2017)...shared the club mark with Frank Robinson, who did it in 3 consecutive seasons from 1960-1962...Kal Daniels (1987), George Foster (1977), Joe Morgan (1976), Bernie Carbo (1970) and Ted Kluszewski (1954) each had 1 season with an OPS of at least 1.000 while playing for the Reds...with a 7.5 WAR as calculated by Baseball Reference ranked first among Major League first basemen and fourth among all position players (Jose Altuve 8.4, Aaron Judge 8.1, Giancarlo Stanton 7.6)...became the first Reds batter to draw at least 20 intentional walks in a season since Dave Parker in 1985 (24)...his 132 career intentional walks are 3 shy of the franchise record held by Johnny Bench (135, 1967-83)...intentional walks became a statistic in 1955...

his season batting average peaked at .321 through his third plate appearance on 9/29 (177-551, .32123)... among first basemen ranked second in the National League in fielding percentage...was the league leader in fielding percentage at first base through the first 154 games of the season, then committed 2 errors in his last 8 apps...produced a pair of season-high 53-game errorless streaks (5/27-7/25, 7/27-9/22), his longest single-season errorless streaks since he began 2011 with 65 consecutive errorless games...on 7/3 at Col hit a solo homer off Jeff Hoffman to become the 10th Reds player and 28th active player with 1,500 career hits...on 7/28 at Mia produced his 800th career RBI, tying Frank McCormick for 11th on the Reds' all-time list...in his first plate appearance on 8/6 vs StL produced a 3-run HR off Adam Wainwright...was the 250th HR of his career and 135th HR at Great American Ball Park, tying Jay Bruce for most among all players in that ballpark...homered again the next night vs SD off Jhoulys Chacin to set new ballpark record with his 136th homer there...on 8/27 vs Pit, with 5 walks tied the club record for the second time (Hughie Critz on 5/28/1926 at StL, Johnny Bench on 7/22/1979 at Chi, Votto on 9/23/2013 vs NYM)...over 2 apps on 8/27 vs Pit and 8/29 vs NYM recorded 8 walks total and a walk in 6 consecutive plate apps, the longest streak in the Major Leagues since Col's Brad Hawpe walked 6 straight times from 6/22-6/23, 2008...was National League Player of the Week for 6/26-7/2 (11-21, .524, 3hr, 6rbi, 1.095slg, .630obp)...was his fourth career award.

2016: Unanimously was voted by the local chapter of the Baseball Writers' Association of America the Ernie Lombardi Award as the Reds' Most Valuable Player...finished seventh in the BBWAA's National League Most Valuable Player Award voting...was a finalist for the 2016 Hank Aaron Award...for the sixth time received the Canadian Baseball Hall of Fame's Tip O'Neill Award...ranked among the National League leaders in almost every statistical category, including on-base percentage (1st), OPS (2nd), walks (T2nd), hitting (3rd), slugging percentage (6th), hits (8th), RBI (10th), runs (9th) and total bases (10th)...led the NL in on-base percentage for the fifth time...hit .344 in night games, third-best in the NL and the highest night BA by a Reds batter since Pete Rose hit .362 in 1973...after hitting .213 through May, his season batting average peaked at .327 after his fourth at bat on 10/1 vs Chi (180-551, .3266787)...beginning 6/1 led the Major Leagues in BA (.378) and OBP (.482) while ranking third in the majors and second in the National League in SLG (.619; Freddie Freeman .641, Brian Dozier .631)...after the All-Star break led the Major Leagues in BA (.408), OBP (.490) and SLG (.668)...became the first player to hit .400 over the second half of a season since Sea's Ichiro Suzuki hit .429 in 2004...led the team in runs scored, hits, total bases, walks, on-base percentage, slugging percentage, BA with RISP (.356) and multi-hit games (48) and tied Brandon Phillips for the club lead in doubles...fell 1 HR shy of becoming the first Reds player ever to hit .325 with 30 HR, a .430 on-base percentage and a .550 slugging percentage...for the seventh time hit hit least .300 with an on-base percentage of at least .400...reached base 294 times, second-most in the Major Leagues (Mike Trout 300)...produced at least 100 walks for the fourth time...became only the second Reds player with at least 30 doubles in 8 different seasons (Pete Rose, 13 seasons)...hit .229 in April, .200 in May, .319 in June, .419 in July, .394 in August and .389 in September/October...on 8/31 at LAA, went 1-for-4 to finish hitting .394 for the month of August after hitting .419 in July...with 1 more hit or 2 fewer at bats he would have become the first Reds player and first Major League batter since 2010 to hit at least .400 in consecutive months...in 2010, Josh Hamilton hit .454 in June and .418 in July...Vada Pinson in 1961 is the only Reds batter since 1900 to hit at least .400 in any 2 months of a season (.406 in May, .403 in September)...hit safely in 61 of his 72 apps after the All-Star break (107-262, .408, 15hr, 55rbi, 1.158ops), including a career-high 17-game hitting streak to open the second half that was snapped on 8/4 vs StL (29-58, .500, 3 2b, 4hr, 12rbi, 17bb)...during the streak raised his season BA from .252 to .293...was the longest hitting streak by a Reds batter since Brandon Phillips' 22-game streak in 2007...from 9/8-9/16 went 8g and 34 plate apps without reaching base by walk, his longest stretch since 4/23-4/30, 2013 (8g, 34ab, 34pa)...hasn't gone more than 8g without a walk since an 11-game stretch from 7/21-8/1, 2009 (41ab, 42pa)...on 5/30 at Col hit his 200th career HR (solo off Jason Motte)...on 9/10 at Pit celebrated his birthday going 4-for-5 with a double, home run and 2 runs scored, raising his batting average to what then was a season-high .318...on 9/23 at Mil lined into a 3-3-6 triple play, the first by a Reds batter since Edwin Encarnacion lined into a 6-4-3 triple play on 4/12/09 at Pit...on 9/29 at StL singled off Alex Reyes for his 1,400th career hit.

2015: Finished third in the BBWAA's National League Most Valuable Player Award voting and was 1 of 3 finalists in the Players Choice Awards category of Comeback Player of the Year...for the fourth time received the Ernie Lombardi Award as the Reds' Most Valuable Player...for the fifth time in 6 seasons received the Canadian Baseball Hall of Fame's Tip O'Neill Award...fell 1 home run and 7 walks shy of joining Barry Bonds (4x), Ted Williams (3x) and Babe Ruth (2x) as the only players in Major League history to hit at least .300 with 30 home runs and 150 walks...established modern franchise records for walks (143), number of games reaching base at least twice (107) and total number of times reaching base via hit, walk or HBP (319)...he broke his own records, all set in 2013...from 8/11-10/2 reached base safely via hit, walk or HBP in 48 consecutive games (.357ba, .528obp), tying Pete Rose's single-season modern franchise record (6/12-8/2, 1978)... was the longest single-season streak in the Major Leagues since Kevin Millar reached safely in 52 straight in

BBWAA'S 2016 NL MVP AWARD VOTING

1. * Kris Bryant, Chi
2. Daniel Murphy, Wsh
3. Corey Seager, LAD
4. Anthony Rizzo, Chi
5. Nolan Arenado, Col
6. Freddie Freeman, Atl
7. **JOEY VOTTO, CIN**
8. Yoenis Cespedes, NY
9. Justin Turner, LAD
10. Max Scherzer, Wsh

27 players received at least 1 vote.
* Received 29 of 30 first-place votes

2007 (6/20-8/25) and the longest in the NL since Barry Bonds' 58-game streak in 2003...from 7/10-7/28 reached base safely at least twice via hit, walk or hit by pitch in 15 consecutive apps, also a single-season franchise record (.500ba, 4 2b, 4hr, 9rbi, 17bb, 2hbp, .833slg, .642obp)...the club's previous single-season mark of 13 such games was shared by Joe Kelley (1903), Johnny Temple (1958), Pete Rose (1967) and Adam Dunn (2002)...after the All-Star break led the Major Leagues in hitting (.362), on-base percentage (.535) and walks (86)...the only other players since the advent of the All-Star Game to produce in either half of a season a .362 batting average, .535 on-base percentage and 1.152 OPS are Ted Williams (1941 post-ASG, .406ba, .583obp, 1.373ops) and Barry Bonds (2004 pre-ASG, .365ba, .628obp, 1.422ops)...for the season led the Major Leagues in walks...led the NL in walks for the fourth time in 5 seasons and came to within .002 of leading the league in on-base percentage for the fifth time in 6 years (.459, Bryce Harper .460)...overall ranked among the NL leaders in at least 16 statistical categories...led the club in apps, runs, walks, intentional walks (15), 2-hit games (42), 3-hit games (13) and multi-hit games (55)...also led the club batting both second (70g) and third (86) in the order...became only the third player in Reds history to produce at least 30 doubles in 7 seasons (Pete Rose, Vada Pinson)...overall reached safely in 144 of his 158 apps and fell 2g shy of his franchise record for number of games in a season reaching base (146, 2013)...reached base safely in at least 140g in a season for the third time (2011, 2013)...Rose (6x) and Frank Robinson are the only other Reds batters to reach base in 140g in any season...in addition to his 48-game on-base streak, from 5/20-6/25 put together a 32-game on-base streak...his 38 walks in August were a club record for a calendar month (32, Joe Morgan, July 1979) and the most by any Major League batter since SF's Barry Bonds walked 40 times in September 2004...in the 11-2 win on 6/9 vs Phi produced his third career 3-homer game (4rbi, 4r)...is only the second Reds player (along with Johnny Bench) and 36th player in Major League history with at least three 3-homer games...on 5/24 at Cle hit his 250th career double (off Trevor Bauer)...on 7/4 vs Mil made his 900th career start next to 2B Brandon Phillips...on 7/25 at Col produced his 600th RBI (RBI-single off Chris Rusin)...on 9/21 at StL walked (off Jaime Garcia) for the 136th time, setting a new single-season club record...in the 11th inning on 10/2 at Pit was hit by an Antonio Bastardo pitch to reach base for the 317th time, setting a new single-season club record...was ejected 3 times (5/6 at Pit by HP Chris Conroy, 8/2 vs Pit following a bench-clearing incident, 9/9 vs Pit by HP Bill Welke)...served 1-game suspensions on 5/9/g1 at WSox (for 5/6 ejection) and 9/18 at Mil (for 9/9 ejection, reduced from 2g).

2014: Missed 99 games with a distal quad strain in his left knee...missed 23g from 5/16-6/9 and beginning 7/6 missed the last 76g of the season...in his absence the Reds went 43-56 (11-12, 32-44)...despite his 2 stints on the disabled list ranked second on the club in walks (47) behind Todd Frazier (52)...in the first inning of the second game of the year, following a rain delay of 2:40, doubled off StL's Michael Wacha for his first hit of the season and 1,000th hit of his career...on 5/9 and 5/10 vs Col homered on consecutive pitchers over 2g...in the 4-3 win on 5/9, batting fourth in the lineup for the first time since 8/10/09 at StL, produced his fourth career walkoff HR (solo off Boone Logan), then on the first pitch of his next plate appearance the next night homered off Jordan Lyles...on 6/15 at Mil recorded his 600th career walk in his 935th appearance...since 1900, the only other players with 600 walks and a career batting average as high as Votto's .312 mark through their first 935 apps are Ted Williams (.353, 856bb), Babe Ruth (.344, 724bb), Frank Thomas (.327, 774bb) and Mickey Mantle (.316, 659bb)...on 4/12 vs TB made his ninth career start batting second in the order and his first start in that spot since 8/8/08 vs Hou...had batted third in the Reds' starting lineup since 8/11/09 at StL, when he hit cleanup...from 8/11/09 - 4/11/14 made 635 consecutive starts batting third.

BBWAA'S 2015 NL MVP AWARD VOTING

1. * Bryce Harper, Wsh
 2. Paul Goldschmidt, Ari
 3. **JOEY VOTTO, CIN**
 4. Anthony Rizzo, Chi
 5. ... Andrew McCutchen, Pit
 6. Jake Arrieta, Chi
 7. Zack Greinke, LA
 8. Nolan Arenado, Col
 9. Buster Posey, SF
 10. Clayton Kershaw, LA
- 20 players** received at least 1 vote
* Received all 30 first-place votes

BBWAA'S 2013 NL MVP AWARD VOTING

1. *Andrew McCutchen, Pit
 2. Paul Goldschmidt, Ari
 3. Yadier Molina, StL
 4. Matt Carpenter, StL
 5. Freddie Freeman, Atl
 6. **JOEY VOTTO, CIN**
 7. Clayton Kershaw, LAD
 8. Hanley Ramirez, LAD
 9. Carlos Gomez, Mil
 10. **Jay Bruce, Cin**
 11. Craig Kimbrel, Atl
 12. **Shin-Soo Choo, Cin**
- 24 players** received at least 1 vote.
* Received 28 of 30 first-place votes

2013: Was named to his fourth straight All-Star team and finished sixth in the BBWAA's Most Valuable Player Award voting...was a finalist for the Louisville Slugger Silver Slugger Award...during spring training was voted by fans the Face of Major League Baseball...for the third straight season was rated by opposing managers the National League's batter with the best strike zone judgment...established single-season club records for walks with 135 (132, Joe Morgan, 1975) and for times on base safely via hit, walk or HBP with 316 (311, Pete Rose, 1969), both the highest totals in the Major Leagues...his 135 walks were the most in the Major Leagues since Barry Bonds established the all-time record with 232 walks in 2004...for the third straight season led the National League in walks and for the fourth straight year led the NL in on-base percentage...since 1900 is the first batter in Reds history and the ninth player to lead the National League in walks for 3 straight seasons (Barry Bonds last, 2000-2004)...is the first Red and sixth player in Major League history to lead his league in on-base percentage for 4 straight years...is only the third batter in Reds history to record more than 100 walks in a season more than once (2011, 2013; Joe Morgan 6 times, Adam Dunn 5 times)...with his fifth walk on 9/23 vs NYM tied both the club record for

walks in a game (Hughie Critz, 5/28/26 at StL & Johnny Bench, 7/22/79 at Chi) and Morgan's club record for walks in a season...reached base safely in 146 of his 162 apps, including a season-high streak of 38g (6/13-7/26)...on 9/24 and 9/25 vs NYM, for the only time all season did not reach base safely in 2 consecutive games...became the first Reds player to appear in 162g since Aaron Boone in 2002...made 161 starts, his only game out of the lineup on 6/14 vs Mil but pinch hit and walked...his season-high 12-game hitting streak from 5/11-5/24 included 9 multi-hit games (24-47, .511, 2 2b, 4hr, 10rbi, 16r)...was NL Player of the Week for 5/13-5/19, his third weekly award, after leading the majors in hitting (.583) and on-base percentage (.655)...since 1933, the only 2 players in Major League history with at least 112 hits and 71 walks prior to the All-Star break are Votto (112h, 71bb in 2013) and Frank Thomas (1994, 116h, 84bb)...on 4/25 at Wsh homered off Gio Gonzalez for the Reds' only hit, the first Reds player to homer in an opposing team's 1-hitter since Jerry Hairston Jr. homered off SD's Mat Latos on 7/29/09...on 5/18 at Phi became only the fourth Reds player to reach base 6 times (4-4, 2bb) while hitting a homer (Frank Robinson, Pete Rose, Sean Casey)...produced his 500th RBI on 7/20 vs Pit and his 150th HR on 8/2 vs StL (3-run off Shelby Miller)...on 9/6 and 9/7 vs LAD followed his season-high 0-for-13 skid by reaching base safely in each of 9 straight plate apps, a new career high (4 hits, 5 walks)...in the National League's 3-0 All-Star Game loss at Citi Field went 0-for-2...in 2 starts at 1B and 1 start at DH for Team Canada in the World Baseball Classic went 2-for-9 (5bb, 5r).

BBWAA'S 2012 NL MVP AWARD VOTING

1. * Buster Posey, SF
 10. Jay Bruce, Cin
 12. Aroldis Chapman, Cin
 13. Brandon Phillips, Cin
 14. **JOEY VOTTO, CIN**
 30. Johnny Cueto, Cin
- 35 players received at least 1 vote
* Received 27-32 first-place votes

2012: Was named to his third All-Star team, finished 14th in the BBWAA's Most Valuable Player voting and was a finalist for the Rawlings Gold Glove Award...missed 48g with a knee injury but still led the National League in on-base percentage (.474), walks (94, tied w/ Dan Uggla) and intentional walks (18)...established a club record for on-base percentage (.441, Joe Morgan, 1976)...fell 27 plate apps shy of qualifying for the league leaders but led the NL in on-base percentage pursuant to Rule 10.22(a)...became only the second player to lead the Reds in on-base percentage for 3 consecutive seasons (Joe Morgan, 1974-1976) and only the eighth player to lead the NL in 3 straight years (Morgan, Barry Bonds, Mike Schmidt, Elbie Fletcher, Arky Vaughn, Rogers Hornsby, Honus Wagner)...for the second straight season was rated by opposing managers the National League's

best defensive first baseman and the batter with the best strike zone judgment...was rated the NL's best hitter in 2012...from 7/17-9/3 was on the disabled list following a pair of arthroscopic surgeries on his left knee...suffered the injury on 6/29 at SF but appeared in 7 more Reds games and the All-Star Game before he went on the DL...on 7/17 had arthroscopic surgery to repair the torn medial meniscus...on 8/11 he had a floating piece of cartilage removed in a 6-minute procedure...after he returned to the lineup on 9/5 reached base safely in 24 of his 25 apps (24-76, .316, 7rbi) and in that span led the Major Leagues in on-base percentage (.505) and walks (28)...on 9/5 vs Phi, in his first plate appearance after surgery, singled off Roy Halladay...in 86 apps prior to the injury hit .342 (36 2b, 14hr, 49rbi) and was leading the NL in doubles (36), walks (66), intentional walks (13), on-base percentage (.465), extra-base hits (50) and BA vs RHP (.360)...in 78 of his first 86 apps reached base safely via hit or walk, including a season-high streak of 28 straight from 4/15-5/17...prior to his injury appeared in 86 of the Reds' 88g and missed only 3 starts (5/30 at Pit, 7/1 at SF, 7/2 at LA)...although he missed 48g still produced a career-high 44 doubles, which tied for second in the NL...before his injury was on pace for 66 doubles, 1 shy of the Major League record (67, Bos' Earl Webb, 1931)...did establish the club record for doubles prior to the All-Star break (35)...from 4/8-4/28 went 19 apps between his first and second home runs, the second-longest drought of his career (20g, 4/29-5/21, 2011)...in the 9-6 win on 5/13 vs Wsh tied career highs with 4h, 4r and 3hr while establishing new career bests with 6rbi and 14tb...homered twice off Nationals starter Edwin Jackson and then hit a walkoff grand slam off Henry Rodriguez...in 28g from 5/19-6/18 went 44-for-98 with 12 doubles and 7 homers (.449ba, .786slg, .542obp, 22r)...became the first Reds player since Frank Robinson in 1961 to produce at least 44 hits and 19 extra-base hits over a span of as few as 100ab...during the NLDS vs SF produced a 3-hit game in Game 2 and 2-hit games in Games 4 and 5.

300 TEAMMATES

Listed below are the only sets of Major League teammates who reached base safely at least 300 times in a season via hit, walk or hit by a pitch:

2013 Reds	Joey Votto, Shin-Soo Choo
1999 Yankees	Bernie Williams, Derek Jeter
1997 Astros	Jeff Bagwell, Craig Biggio
1937 Tigers	Charlie Gehringer, Hank Greenberg
1931 Yankees	Lou Gehrig, Babe Ruth
1930 Yankees	Lou Gehrig, Babe Ruth
1930 Cubs	Kiki Cuyler, Woody English, Hack Wilson
1928 Yankees	Lou Gehrig, Babe Ruth
1927 Yankees	Lou Gehrig, Babe Ruth
1923 Indians	C. Jamieson, J. Sewell, T. Speaker

TAG TEAM

In 2013, **Joey Votto** (146-162) and **Shin-Soo Choo** (138-154) combined to reach base in **284** of their **316 apps** and finished first and second, respectively, in the National League in **on-base percentage**...listed below are the last sets of teammates to finish first and second in their leagues in OBP:

Last, 2005:	NY's Giambi (.440), Rodriguez (.421)
Last NL, 1985:	LA's Guerrero (.422), Scioscia (.407)
Last Reds, 1975:	Morgan (.466), Rose (.406)
2013 Ranks:	Votto (.435, 1st), Choo (.423, 2nd)

2011: Was a National League All-Star for the second straight season and became the first Reds first baseman to win a Rawlings Gold Glove Award...finished sixth in the league's MVP voting...for the second straight year and third time in the last 4 seasons was voted by the local chapter of the Baseball Writers' Association of America the Ernie Lombardi Award as the Reds' Most Valuable Player...for the second straight season received the Canadian Baseball Hall of Fame's Tip O'Neill Award for his individual and team accomplishments, sharing the award with Brewers pitcher John Axford...established a club single-season record for assists by a first baseman (173) and was rated by opposing managers the best defensive first baseman in the National League...was the club's nominee for the Hank Award Award, presented annually to each league's best hitter...led the National League in doubles (40), walks (110), on-base percentage (.416), BA on the road (.334) and BA with RISP (.383)...ranked among the NL leaders in games (161, T2nd), total bases (318, 4th), overall hitting (.309, 5th), extra-base hits (72, 5th), runs (101, T5th), multi-hit games (55, T5th), hits (185, 6th), RBI (103, 6th), intentional walks (15, T6th), BA vs LHP (.333, 7th), slugging (.531, 9th) and BA in day games (.312, 9th)...fell 11 points and 1 homer short in his attempt to become only the second player in Reds history to hit at least .320 with 30hr and 100rbi in more than 1 season (Frank Robinson, 1961 & 1962)...also was trying to become the first Reds batter to hit .320 in 3 straight seasons since Cooperstown Hall of Famer Ernie Lombardi did it in 4 straight from 1935-38...established career highs in games, at bats, hits and doubles...became the first Reds batter with consecutive 100-RBI seasons since Adam Dunn in 2004 and 2005...was NL Player of

2011 RAWLINGS GOLD GLOVE AWARDS	
National League	
1B.....	JOEY VOTTO, CIN
2B.....	Brandon Phillips, Cin
3B.....	Placido Polanco, Phi
SS.....	Troy Tulowitzki, Col
OF.....	Gerardo Parra, Ari
OF.....	Matt Kemp, LAD
OF.....	Andre Ethier, LAD
C.....	Yadier Molina, StL
P.....	Clayton Kershaw, LAD
American League	
1B.....	Adrian Gonzalez, Bos
2B.....	Dustin Pedroia, Bos
3B.....	Adrian Beltre, Tex
SS.....	Erick Aybar, LAA
OF.....	Alex Gordon, KC
OF.....	Jacoby Ellsbury, Bos
OF.....	Nick Markakis, Bal
C.....	Matt Wieters, Bal
P.....	Mark Buehrle, Chi

2010: Became the 10th Reds player and third Canadian to win the Most Valuable Player Award...was named to his first All-Star team after receiving 13.7 million votes in the 2010 All-Star Game Final Vote...also was a *Sporting News* All-Star in voting of his peers...prior to Game 4 of the World Series received the Hank Aaron Award as the National League's best hitter...in his native Canada, was honored by 7 organizations for his outstanding 2010 season...was ranked No. 1 in the *Toronto Sun's* 2010 list of most influential Canadians in baseball...for the second time in 3 seasons unanimously was voted the Ernie Lombardi Award as the Reds' Most Valuable Player...also was a finalist for the MLBPA Players' Choice Player of the Year Award and Major League Baseball Clutch Performer of the Year Award Presented by Pepsi...led the Reds to the National League Central Division championship while ranking among the NL's Top 3 in 11 statistical categories, in the Top 5 in 15 categories and among the Top 8 in 18 categories...led the Major Leagues in on-base percentage (.424) and hitting on the road (.349) and led the NL in slugging percentage (.600), hitting vs RHP (.347), RBI ratio (4.8ab) and OPS (1.024)...among NL batters in the prestigious Triple Crown categories ranked second in hitting and third in both homers and RBI...became only the third Reds player in the last 50 years to lead the National

BBWAA'S 2011 NL MVP AWARD VOTING

1. * Ryan Braun, Mil
 2. Matt Kemp, LAD
 3. Prince Fielder, Mil
 4. Justin Upton, Ari
 5. Albert Pujols, StL
 6. **JOEY VOTTO, CIN**
- 26 players received at least 1 vote
* Received 20-32 first-place votes

of the Week for 7/25-7/31...reached base safely via hit, walk or HBP in 145 of his 161 apps, including a season-high streak of 33g to begin the season (.345, 5hr, 18rbi, 29bb)...that streak was snapped on 5/8 at Cubs, just 1g shy of the club's modern record for reaching base safely to begin a season (34g, Dave Collins, 1981)...only 4 times all year went consecutive games without reaching base (6/17-6/18 vs Tor, 7/19-7/20 at Pit, 9/4 at StL & 9/5 at Chi, 9/18 vs Mil & 9/19 vs Hou)...had not failed to reach safely over any 3-game span since 8/30 vs LAD and 8/31 vs Pit (DH), 2009...played in all but 1g (5/9 at Hou) and missed just 3 starts, on 5/9 at Hou (Cin's 35th game), 7/25 vs NYM (102nd game, PH) and 8/23 at Fla (128th game, PH/1B)...from 8/13-8/26 produced a season-high 11-game hitting streak (16-32, .500, 6hr, 13rbi)...in the third inning on 6/25 at Bal hit his 100th career HR (3-run off Brian Matusz), then 2 innings later added another (2-run off Matusz) for his seventh career multi-homer game...his second 2-homer game, in the 14-inning, 5-4 win on 8/28 vs Wsh, included a walkoff solo HR off Collin Balester...produced the first of his 2 walkoff hits in the 10th inning of the 6-5 win on 5/13 vs StL, an RBI-single off Jason Motte...from 7/26-7/28 homered in 3 straight games for the second time in his career (9/3-9/5, 2008)...in the sixth inning on 9/17 vs Mil drew his 106th walk to establish a new single-season record for players from Canada (Jack Graney, 105bb, 1919)...sent his batting gloves to the Canadian Baseball Hall of Fame.

REDS' WINNERS, BBWAA MOST VALUABLE PLAYER AWARD

Player.....	Year
Ernie Lombardi, C.....	1938
Bucky Walters, RHP.....	1939
Frank McCormick, 1B.....	1940
Frank Robinson, OF.....	1961
Johnny Bench, C.....	1970
Johnny Bench, C.....	1972
Pete Rose, LF.....	1973
Joe Morgan, 2B.....	1975
Joe Morgan, 2B.....	1976
George Foster, LF.....	1977
Barry Larkin, SS.....	1995
JOEY VOTTO, 1B.....	2010

Votto was the third Canadian to win the MVP (Col's Larry Walker in 1997, Min's Justin Morneau in 2006).

League in both on-base percentage (.424) and slugging percentage (.600), joining Frank Robinson in 1962 and Joe Morgan in 1976...led the Reds in hitting, runs, hits, total bases (328), doubles, homers, RBI, walks, slugging, on-base percentage, 2-hit games (36), 3-hit games (12, tied w/ Jay Bruce and Brandon Phillips) and multi-hit games (51)...is only the fourth player in Reds history to hit at least .320 with 37 HR and 113 RBI in a season, joining MVP George Foster in 1977, Frank Robinson in 1961 (MVP) & 1962 and Ted Kluszewski in 1954...was the first Reds batter to lead the team in hitting, HR and RBI since Eric Davis in 1989...in his last 60 apps of the season hit .352 (76-216, 14hr, 49rbi) as the Reds battled for the division title...in April hit .275 (23g, 4hr, 12rbi)...in 127g the rest of the season hit .332 (33hr, 101rbi)...from 5/15-7/3 reached base safely in a career-high 41 straight games, the longest such streak by a Reds batter since Pete Rose reached base safely in 48 straight games from 6/12-8/2, 1978 and the third-longest in the Major Leagues in 2010 (NYY's Mark Teixeira 42g, Fla's Logan Morrison 42g)...during the 41-game streak hit .325 with .427 on-base and .592 slugging percentages (51-157, 11hr, 33rbi, 24bb, 4hbp)...that streak was snapped on 7/4 at Chi, when he was ejected in the top of the first inning by HP umpire Angel Campos for arguing balls and strikes...the next day started another on-base streak that reached 10 consecutive games before it was snapped on 7/19 vs Wsh...graced the cover of the 8/30 issue of *Sports Illustrated*, the first Reds player to do so since Ken Griffey Jr. on 6/14/04...12 Reds players now have appeared solo 23 times on the *Sports Illustrated* cover, including Pete Rose (8 times), Johnny Bench (3), Griffey Jr. (2), Tom Seaver (2), Joe Morgan (1), George Foster (1), Eric Davis (1), Chris Sabo (1), Deion Sanders (1), Joey Jay (1) and Roy McMillan (1)...former owner Marge Schott also appeared on 1 cover...was the club's nominee and a finalist for the Hutch Award, presented each year to the Major League player who best exemplifies the honor, courage and dedication of former Reds manager Fred Hutchinson.

2009: Led the club in hitting (.322), runs (82), total bases (266), doubles (38), HR (25), walks (70), multi-hit games (44) and 4-hit games (4)...ranked among the National League leaders in hitting (5th), on-base percentage (.414, 4th), slugging percentage (.567, 5th), hitting on the road (.335, 4th), hitting with RISP (.336, 8th), hitting at night (.323, 6th), hitting vs RHP (.319, 9th) and hitting vs LHP (.329, 8th)...beginning 9/10 led all Major League hitters in batting average (.440), raising BA from a season-low .296...hit 16 doubles in September, a club record for a calendar month...was NL Player of the Week for 9/21-9/27 after leading the majors in almost every statistical category...as part of that Player of the Week performance, from 9/22-9/26 became the first Major League player with 10 doubles over a 5-game span since Pit's Paul Waner did it in 1932...reached base via hit, walk or HBP in 113 of his 131 apps...became the first Reds player with at least 20 homers as a rookie and again in the following season since Hall of Famer Frank Robinson did it in 1956 and 1957...from 5/30-6/22 missed 21g while on the disabled list with depression and anxiety related to the death of his father in August 2008...hit .357 in 38 apps before he went on the DL and .309 in 93 apps after he came off the DL...in the Reds' 17g from 5/7-5/25 missed 12 starts with a respiratory infection and dizziness...left the game on 5/29 at Mil with stress-related issues and the next day went on the 15-day disabled list...didn't play for the Reds again until 6/23 in his hometown of Toronto...in the 7-5 win on 6/25 at Tor made the first of his 4 starts batting cleanup (4-5, double, HR, 3rbi)...played in every inning of every game until he left in the sixth inning of the 15-3 loss vs Mil on 5/6...didn't start any of the next 4g because of the respiratory infection and dizziness, but entered the game on 5/10 vs STL as a defensive replacement and in his first plate appearance homered off Kyle McClellan...was ejected twice, on 7/12 at NYM by HP umpire Bill Welke and on 7/27 vs SD by 3B umpire Jerry Crawford, both times for arguing balls and strikes...played for Canada in the World Baseball Classic and hit .556 (second among all WBC players) with a 1.111 slugging percentage (third).

2010 NATIONAL LEAGUE MVP AWARD VOTING

Player	Club	1st	2nd	3rd	Pts
JOEY VOTTO	REDS	31	1		443
Albert Pujols	Cardinals	1	21	8	279
Carlos Gonzalez	Rockies		7	13	240
Adrian Gonzalez	Padres		1	3	197
Troy Tulowitzki	Rockies			2	132

Joey Votto was the 10th Reds player named MVP since the award's inception in 1931, tying the A's for third-most by any team and trailing only the Cardinals (13) and Yankees (12). In 2010, 27 players received votes. Cin's **Scott Rolen** finished 14th with 26 points.

VOTTO'S 2010 AWARDS

- National League's Most Valuable Player
- National League's Hank Aaron Award
- Ernie Lombardi Award, Reds MVP
- National League All-Star
- Sporting News All-Star
- Canadian Baseball Hall of Fame's Tip O'Neill Award
- George Gross/Toronto Sun Sportsperson of Year
- Lou Marsh Canadian Athlete of Year
- Ontario Sports Legends Hall of Fame Athlete of Year
- Postmedia News Canadian Male Athlete of Year
- QMI Agency Canadian Male Athlete of Year
- Baseball Canada Wall of Excellence

SPORTING NEWS'
2010 NATIONAL LEAGUE ALL-STAR TEAM

Position	Player, Club
C	Brian McCann, Atl
1B	JOEY VOTTO, CIN
2B	Martin Prado, Atl
3B	Ryan Zimmerman, Wsh
SS	Hanley Ramirez, Fla
OF	Carlos Gonzalez, Col
OF	Matt Holliday, StL
OF	Ryan Braun, Mil
SP	Roy Halladay, Phi
RP	Heath Bell, SD

In voting of players, coaches and managers

2008: In his first full Major League season finished second in the National League Rookie of the Year Award voting, was a finalist for a Players Choice Award in the category of Outstanding NL Rookie, was a TOPPS Major League Rookie All-Star and in a unanimous vote of the local chapter of the Baseball Writers' Association of America received the Ernie Lombardi Award as the Reds' Most Valuable Player...led NL rookies in hitting (.297), hits (156), HR (24), total bases (266), multi-hit games (42), on-base percentage (.368) and slugging percentage (.506) and ranked second in RBI (84), runs scored (69), doubles (32) and extra-base hits (59)...ranked eighth among all NL first basemen in fielding percentage (.991, 11e, 1197tc) and established a club record for first basemen with 136 assists (135, Frank McCormick, 1944)...led the Reds in games (151), hitting, hits, total bases, doubles and RBI...became the first player in franchise history to produce at least 20 homers and 30 doubles in his rookie season...also led the club with 18g of at least 3 hits, the first by any rookie in the Major Leagues...hit 23 of his 24 homers as a first baseman, a new franchise record for home runs by a rookie at that position (Ted Kluszewski, 12hr, 1948) and the second-most by any rookie in Reds history (Frank Robinson, 38hr, 1956)...his 84rbi were the third-most in Reds history by a rookie (Frank McCormick, 106rbi, 1938 & Jim Greengrass, 100rbi, 1953)...after the All-Star break hit .321 (11hr, 44rbi)...in August led the club in hitting (.382) and RBI (18)...in September led the club in hitting (.309), HR (9) and RBI (20) and earned the National League's Rookie of the Month Award presented by Gillette...beginning 7/30, in his last 48g of the season hit .351 (11hr, 40rbi)...led the club with 55 starts batting seventh in the order but also hit first (1g, 6/18 vs LAD), second (8gs), third (20gs), fourth (18gs), fifth (17gs), sixth (18gs) and eighth (1gs, 7/23 vs SD)...from 8/9-8/15 was on the bereavement list...in his 39 apps after he was reinstated from the bereavement list hit .343 (10hr, 31rbi)...from 6/24-6/26 returned to his native Toronto for a 3-game series with the Blue Jays and went 1-for-11...in the 7-2 win vs NYM on 7/19 produced his first career triple...on 5/3 at Atl made his first career start batting cleanup.

2007: Entered the season rated the third-best prospect in the organization by *Baseball America* and finished it in the Major Leagues by hitting .321 (4hr, 17rbi) in 24 apps for the Reds...spent the minor league season at Louisville, where in his first season at Class AAA he was that club's Most Valuable Player, the International League's Rookie of the Year and a TOPPS All-Star...ranked among the International League leaders in HR (22, 4th), RBI (92, 2nd), hits (146, T5th), OBP (.382, 7th) and batting average (.294, T13th)...led all Reds minor leaguers in RBI and ranked third in HR and seventh in hitting...was voted to the IL's post-season All-Star team...played in the Triple-A All-Star Game and for the World Team in the Sirius XM All-Star Futures Game...homed in the Futures Game...joined the Reds after Louisville's season ended...made 21 starts for Cin (15 at 1B, 6 in LF)...hit safely in 18 of his 21 starts...made his first 12 starts at 1B...following season-ending injuries to Adam Dunn, Ken Griffey Jr. and Josh Hamilton made 6 of his last 9 starts in LF...in September tied for the club lead in doubles (7) and ranked second in HR (4) and RBI (17)...on 9/4 vs NYM made his Major League debut as a pinch hitter and struck out vs Guillermo Mota...on 9/5 vs Mets made his first career start, played 1B and produced his first career hit and RBI (solo HR off John Maine)...was 1 of 3 Reds rookies to produce a homer for his first career hit (Josh Hamilton, Ryan Jorgensen)...on 9/14 at Mil recorded his first career stolen base...in the season finale on 9/30 vs the Cubs produced a double, home run and 5rbi...was 1 of 10 Reds players to make his Major League debut during the 2007 campaign (OF Josh Hamilton, RHP Jared Burton, LHP Jon Coutlangus, RHP Brad Salmon, RHP Homer Bailey, LHP Phil Dumatrait, RHP Tom Shearn,

RISPY BUSINESS

Listed below are the Reds' single-season leaders in **batting average with runners in scoring position** since 1974:

Player	BA vs RISP	Year
Ken Griffey Sr.	.409	1976
Pete Rose	.409	1975
JOEY VOTTO	.383	2011
Joe Morgan	.380	1976
JOEY VOTTO	.371	2017
JOEY VOTTO	.370	2012
JOEY VOTTO	.369	2010

LHB VS LHP

Listed below are the Reds' single-season leaders in batting average **by LH batters vs LH pitchers** since 1974:

Player	BA vs LHP	Year
Ken Griffey Sr.	.393	1976
Sean Casey	.335	2005
JOEY VOTTO	.333	2011
JOEY VOTTO	.331	2015
JOEY VOTTO	.329	2009
Ken Griffey Sr.	.327	1981
Sean Casey	.320	2003

REDS' ALL-TIME HOME RUNS, FIRST BASE

288	JOEY VOTTO	2007-2020
249	Ted Kluszewski	1947-1957
141	Tony Perez	1964-76, 1984-86
139	Lee May	1965-1971

Includes home runs hit only as a first baseman
Courtesy Elias Sports Bureau

STROLLIN'

Joey Votto is the only modern Reds batter and 1 of 9 players ever to **lead the National League in walks** for at least **3 straight seasons** (since 1900):

Player	Times	Years
Barry Bonds	5	2000-2004
Roy Thomas	5	1900-1904
Barry Bonds	4	1994-1997
JOEY VOTTO	3	2011-2013
Mike Schmidt	3	1981-1983
Ron Santo	3	1966-1968
Eddie Mathews	3	1961-1963
Arky Vaughan	3	1934-1936
Mel Ott	3	1931-1933
George Burns	3	1919-1921

ON BASE

Joey Votto is the only modern Reds batter and 1 of 6 players in **Major League** history to **lead his league in on-base percentage for 4 straight years** (since 1900):

Player, League	Times	Years
Rogers Hornsby, NL	6	1920-1925
Wade Boggs, AL	5	1985-1989
JOEY VOTTO, NL	4	2010-2013
Ted Williams, AL	4	1946-1949
Lou Gehrig, AL	4	1934-1937
Barry Bonds, NL	4	2001-2004

RHP Marcus McBeth, C Ryan Hanigan)...in May was Louisville's Hitter of the Month and the organization's Hitter of the Month (.402, 6hr, 21rbi)...was International League Batter of the Week for 8/13-8/19 (.360, 5hr, 12rbi)...on 8/17 at Charlotte and 8/18 at Durham became just the second player in Louisville history to produce consecutive 2-homer games...from 5/4-6/20 reached base safely in 42 consecutive games, second-longest streak in the IL...in a survey of league managers was voted best batting prospect and the batter with the best strike zone judgment.

MINOR LEAGUES

2006: At Class AA Chattanooga was the Southern League's Most Valuable Player and batting champion, TOPPS' Southern League Player of the Year and the Reds organization's minor league Hitter of the Year... was a *Baseball America* Minor League and Class AA All-Star and a TOPPS Class AA All-Star...was the North Division's starting first baseman in the Southern League All-Star Game and played in Major League Baseball's All-Star Futures Game in Pittsburgh...led the SL in hitting (.319), hits (162), doubles (46), on-base percentage (.408), slugging percentage (.547), extra-base hits (70), total bases (278), runs scored (85) and walks (78)...ranked second in the SL in homers (22)...fell 1 double shy of the Southern League record...ranked among all Class AA leaders in doubles (T1st), extra-base hits (2nd), hits (3rd), total bases (3rd), walks (78, 3rd), hitting (6th), runs (7th) and homers (T9th)...ranked among all minor league batters in doubles (T1st), extra-base hits (T3rd), total bases (9th) and hits (T10th)...in June was the organization's Minor League Player of the Month and TOPPS' Southern League Player of the Month (.355, 8hr, 24rbi, 5sb)...was Southern League Player of the Week for 6/12-6/18...**2005:** Spent the season with the Florida State League Reds in Sarasota, where in 124g he hit .256 and led the club in hits (119), doubles (23), HR (17) and RBI (83)...was selected to play for Team Canada in the IBAF XXXVI World Cup in Amsterdam, Netherlands...**2004:** In 135g at Class A Dayton and Class A Potomac combined to hit .301 with 19hr, 92rbi and 10 stolen bases...led all Reds minor leaguers in batting average and RBI and ranked T2nd in home runs...began the season at Dayton, where twice he was named Midwest League Player of the Week (4/26-5/2, 6/14-6/20)...on 8/10 was transferred to Potomac, where he played his last 24g of the season...hit a grand slam in the 5-4 win on 9/6 vs Winston-Salem...**2003:** Began the season at Dayton...on 6/11 was transferred to Billings, where he received honorable mention for the Pioneer League's post-season All-Star team...led the Pioneer League with a .452 on-base percentage...reached base in 63 of his 70 apps with the Mustangs...**2002:** In his first professional season hit .269 with 9hr and 33rbi in 50 apps for the Rookie Gulf Coast League Reds...tied for the GCL lead with 25 extra-base hits...also ranked among the league leaders in home runs (2nd), slugging (.531, 4th) and total bases (93, 5th).

PERSONAL: In 2002 graduated from Richview Collegiate Institute in Toronto, Ontario, Canada...attended the same high school as Stephen Harper, who served as the Prime Minister of Canada from 2006-2015...grew up in the greater Toronto area of Etobicoke and in November 2014 was inducted into the Etobicoke Sports Hall of Fame...is enshrined on Baseball Canada's Wall of Excellence.

1,500

On 6/17/18 at Pit, **Joey Votto** made his **1,500th Major League appearance**...below is a list of modern day Major League **first basemen** who were **inducted into the National Baseball Hall of Fame in Cooperstown** within the last **50 years** along with their statistics through their first **1,500 career games**:

PLAYER	AVG	OBP	SLG	HR	H	BB
Joey Votto	.313	.428	.536	263	1662	1046
Jeff Bagwell	.305	.418	.553	316	1657	1012
Ernie Banks	.283	.344	.536	353	1618	521
Rod Carew	.335	.392	.450	71	1924	542
Orlando Cepeda	.305	.355	.517	279	1714	388
George Kelly	.297	.343	.455	137	1650	358
Harmon Killebrew	.262	.375	.532	392	1354	919
Willie McCovey	.282	.385	.555	347	1375	788
Johnny Mize	.320	.406	.580	315	1776	757
Eddie Murray	.299	.375	.505	275	1680	709
Tony Perez	.284	.347	.484	246	1550	532
Frank Thomas	.321	.441	.580	339	1721	1172
Jim Thome	.285	.411	.566	368	1451	1085

ALL-STAR GAME HOME RUNS BY REDS

Joey Votto ^	2018	Johnny Bench	1971
Scooter Gennett *	2018	Johnny Bench	1969
Dave Concepcion	1982	Tony Perez	1967
Ken Griffey Sr.	1980	Frank Robinson	1959
Joe Morgan	1977	Gus Bell *	1954
George Foster	1976	Ted Kluszewski	1954
Johnny Bench	1973	* Pinch-hit HR, ^ Extra innings	

ALL-STAR GAME EXTRA-INNING HOME RUNS

G. Springer	2018 (10th)	T. Perez	1967 (15th)
A. Bregman	2018 (10th)	S. Musial	1955 (12th)
J. Votto	2018 (10th)	Schoendienst	1950 (14th)
R. Cano	2017 (10th)		

MOST CONSECUTIVE GAMES BY REDS, WILD CARD ERA

Joey Votto has 3 of the team's 4 longest games played streaks in the **Wild Card era** (list below)...his active appearance streak of **202 consecutive games**, snapped on 4/12/18 vs StL, was the second-longest in the Major Leagues behind KC's **Alicedes Escobar (342 games)**...**Votto** started each of those **202 games**, the longest games started streak by a Reds player since **Pete Rose** started **370 straight games** from 1973-1976.

Aaron Boone	241 games	4/1/02 - 6/28/03
Joey Votto	226 games	9/5/12 - 5/15/14
Joey Votto	204 games	5/10/11 - 6/30/12
Joey Votto	202 games	9/3/16 - 4/11/18
Jay Bruce	125 games	9/22/09 - 8/9/10

Courtesy Stats Inc.

OH, CANADA

Below is a list of players **born in Canada** with at least **1,000 Major League apps**:

Larry Walker	1,988
Matt Stairs	1,895
JOEY VOTTO	1,771
Russell Martin	1,693
Justin Morneau	1,545
Terry Puhl	1,531
Jack Graney	1,399
Jeff Heath	1,383
George Wood	1,280
Jason Bay	1,278
George Gibson	1,213
Frank O'Rourke	1,131
Pop Smith	1,093
Tip O'Neill	1,054
Bill P. Phillips	1,038
Arthur Irwin	1,010

Courtesy Elias Sports Bureau

NORTHERN LIGHTS

Joey Votto is 1 of 9 **Canadian-born** players to hit **100 HR** in the Major Leagues:

Larry Walker	383	Jeff Heath	194
JOEY VOTTO	295	Russell Martin	191
Matt Stairs	265	Corey Koskie	124
Justin Morneau	247	George Selkirk	108
Jason Bay	222		

Courtesy Elias Sports Bureau

ALL-TIME HITS, PLAYERS BORN IN CANADA

Larry Walker	2,160	George Wood ...	1,507
JOEY VOTTO	1,908	Jeff Heath	1,447
Justin Morneau	1,603	Russell Martin ...	1,416

WALKING NORTH OF THE BORDER

Listed below are the only **Canadian players** ever with 100 walks during a single season:

Player	Walks	Year
JOEY VOTTO	143	2015
JOEY VOTTO	135	2013
JOEY VOTTO	134	2017
JOEY VOTTO	110	2011
JOEY VOTTO	108	2018
JOEY VOTTO	108	2016
Jack Graney	105	1919
George Selkirk	103	1939
Jason Bay	102	2006
Jack Graney	102	1916

Courtesy Canadian Baseball Hall of Fame

ALL-TIME WALKS, PLAYERS BORN IN CANADA

1. VOTTO, Toronto, Ontario	1,217
2. L. Walker, Maple Ridge, B.C.	913
3. Russell Martin, East York, Ontario	792

2008 ROOKIE OF THE YEAR AWARD VOTING

Player	Club	1st	2nd	3rd	Pts
Geovany Soto	Cubs	31	1	-	158
JOEY VOTTO	REDS	1	21	8	76
Jair Jurrjens	Braves	-	6	16	34
Edinson Volquez	Reds	-	3	-	9
Jay Bruce	Reds	-	-	7	7
Kosuke Fukudome	Cubs	-	1	1	4

Edinson Volquez was not a rookie in 2008. **Joey Votto** and **Jay Bruce** became only the second pair of Reds rookies ever to finish in the Top 5 in the BBWAA's **Jackie Robinson Award** voting. In **1970**, **Bernie Carbo** finished in second place, behind Mtl's **Carl Morton**, and **Wayne Simpson** tied for fourth.

2008 TOPPS MAJOR LEAGUE ROOKIE ALL-STAR TEAM

1B	JOEY VOTTO, CIN
2B	Alexei Ramirez, WSox
3B	Evan Longoria, TB
SS	Mike Aviles, KC
OF	Jay Bruce, CIN
OF	Denard Span, Min
OF	David Murphy, Tex
C	Geovany Soto, Cubs
P	Brad Ziegler, Oak
P	John Lannan, Wsh

MAY 13, 2012

In the 9-6 Reds win on **5/13/12** vs Wsh **Joey Votto** became the first player in **Major League history** to produce in the same game **3 home runs** and a **walkoff grand slam**...in tying the club record for HR in a game, **Votto** became the fifth player in Reds history to produce more than one 3-homer game: **Johnny Bench** (3 times), **Gus Bell** (twice), **Eric Davis** (twice) and **Aaron Boone** (twice)...in that game **Votto** tied career highs with **4 hits, 4 runs** and **3 HR** while establishing new career bests with **6 RBI** and **14 total bases**...he homered twice off Nationals starter **Edwin Jackson** before hitting the grand slam off **Henry Rodriguez**...his **14 total bases** were the most by a Reds batter since **Jeffrey Hammonds** had **14tb** on **5/19/99** at **Col**, fell 1 shy of the franchise's single-game record then held by **Walker Cooper** (15tb, **7/6/49 vs Cubs**)...**Votto's** bat was sent to the **Hall of Fame** in **Cooperstown**.

THE RIGHT STUFF

From 2007-2016, **1B Joey Votto** and **2B Brandon Phillips** made **1,103 starts together**, the most on the right side of the infield for any tandem in Reds history...listed below are the all-time Major League leaders, since 1900, for starts together at 1B and 2B:

1B & 2B, Team	Games Started
Jeff Bagwell & Craig Biggio, Astros	1,506
Lou Gehrig & Tony Lazzeri, Yankees	1,425
Ryan Howard & Chase Utley, Phillies	1,134
Joey Votto & Brandon Phillips, Reds	^1,103
Mark Grace & Ryne Sandberg, Cubs	1,065
Joe Judge & Bucky Harris, Senators	1,060
Fred Merkle & Larry Doyle, Giants	1,042
Steve Garvey & Davey Lopes, Dodgers	1,038
Frank McCormick & Lonney Frey, Reds	*774

^ Made **1,000th start** on **5/7/16 vs Mil**, * Previous Reds record

DOUBLE DIPPING

In the day/night DH on **7/22/15** vs the Cubs **Joey Votto** reached base safely **9 times** (4 1b, 1hr, 4bb)...he became the first Reds player to reach base safely via hit, walk or HBP at least 9 times in 2g played on the same day since **Pete Rose** did it in a traditional DH vs Hou on **7/2/76** (7h, 2bb)... **Votto** became the fifth Major League player in the **last 20 seasons** to reach base 9 times in 1 day during a doubleheader:

Joey Votto 7/22/15 vs Cubs..... 5h, 4bb
 Robinson Cano..... 10/2/10 at Bos.....6h, 2bb, 1hbp
 Bobby Abreu..... 8/18/06 at Bos.....6h, 3bb
 Hideki Matsui..... 6/28/03 at NYM.....6h, 3bb, 1hbp
 Eric Young..... 7/23/96 vs NYM.....7h, 1bb, 2hbp

Courtesy Elias Sports Bureau

HOMER HAPPY

Joey Votto and Hall of Famer **Johnny Bench** are the only players in Reds history with three 3-homer games.

Bench7/26/70 vs StL Votto.....5/7/08 vs Cubs
 Bench 5/9/73 at Phi Votto.....5/13/12 vs Wsh
 Bench5/29/80 at SD Votto.....6/9/15 vs Phi

31- 33- 103

Listed below are the only players in Reds history, since 1900, to produce in a season at least **31 doubles, 33 HR** and **103 RBI**.

Player	Year	2B	HR	RBI
Adam Duvall	2016	31	33	103
JOEY VOTTO	2010	36	37	113
Dave Parker	1985	42	34	125
George Foster	1977	31	52	149
Johnny Bench	1974	38	33	129
	1970	35	45	148
Lee May	1969	32	38	110
Tony Perez	1969	31	37	122
Frank Robinson	1965	33	33	113
	1962	51	39	136
	1961	32	37	124
	1959	31	36	125
Wally Post	1955	33	40	109

CONSECUTIVE MONTHS HITTING .400

On 8/31/16 at LAA, **Joey Votto** went **1-for-4** to finish hitting **.394** for the month of **August** after hitting **.419** in **July**...with **1 more hit** or **2 fewer at bats** he would have become the first Reds player and first Major League batter since **2010** to hit at least **.400** in consecutive months...that list is below.

Josh Hamilton.....June / July 2010 454 / 418
 Chipper JonesApril / May 2008 422 / 417
 Ichiro Suzuki..... July / August 2004 432 / 463
 Larry Walker.....June / July 2002 410 / 438
 Paul O'Neill.....April / May 1994 448 / 410
 Milt Thompson..... July / August 1987 408 / 417
 Rod Carew.....April / May 1983 449 / 438
 George Brett..... July / August 1980 494 / 430
 Rico Carty.....April / May 1970 423 / 448
 Roy Cullenbine August / Sept. 1946 402 / 444
 Ted Williams..... July / August 1941 429 / 402

Joey Votto **July / August 2016** **.419 / .394**

Vada Pinson in **1961** is the only Reds batter since 1900 to hit at least **.400** in **any 2 months** of a season (**.406** in May, **.403** in September). Courtesy Elias.

.400 & .500

Joey Votto in 2016 fell short in his bid to become only the third Major League player ever to produce a **.400 BA** and **.500 OBP** prior to or after the All-Star break.

Player	Year, Half	BA	OBP
Ted Williams	1941, 1st	.405	.520
Ted Williams	1941, 2nd	.406	.583
Ted Williams	1957, 2nd	.453	.594
Barry Bonds	2002, 2nd	.404	.608
Joey Votto	2016, 2nd	.408	.490

.325 & 30

Joey Votto in 2016 fell 1 HR shy of becoming only the fourth Reds player ever to produce a **.325 batting average** and **30 HR** in a season.

Player	Year	BA	HR
Kevin Mitchell	1994	.326	30
Frank Robinson	1962	.342	39
Ted Kluszewski	1954	.326	49
Joey Votto	2016	.326	29

VOTTO'S CAREER TRANSACTIONS

- Was selected by the Reds in the second round of the June 2002 first-year player draft. Was signed by John Castleberry.
- On disabled list with depression and anxiety, May 30-June 22, 2009; included rehabilitation assignments at Sarasota, June 18-19 and Dayton, June 20-22.
- Was signed to a 3-year contract extension through 2013, avoiding arbitration, January 17, 2011.
- Was signed to a 10-year contract extension through 2023, with a club option for 2024, April 4, 2012.
- On disabled list with a torn meniscus in his left knee, July 17-September 3, 2012; included rehabilitation assignments at Dayton, August 28-31 and at Louisville, September 1-3.
- On disabled list with a distal quad strain in his left knee, May 21-June 9 and July 8-remainder of the season, 2014; included a rehabilitation assignment at Louisville, June 8-9; was transferred to the 60-day DL, August 16; was reinstated from the 60-day DL, October 30.
- On disabled list with a right lower leg contusion, August 17-29, 2018.
- On 10-day injured list with a low back strain, August 18-26, 2019.
- On injured list, August 2, 2020.

SINGLE-SEASON CAREER HIGH STREAKS

Hitting Streak: 17g (2x), 7/15-8/3, 2016 & 7/26-8/12, 2017;
Hitless Streak: 19ab (2x), 4/16-4/21, 2016 & 8/21-8/29, 2020

CAREER FIELDING

Pos.	Pct.	G	PO	A	E	TC	DP
1B	.993	1,724	13,081	1,593	97	14,771	1,267
LF	.933	* 7	14	0	1	15	0

* 6 starts in 2007, 1 game in 2019 (9/28 at Pit, for 1 batter in 89th inning)

MULTI-HOMER GAMES (13)

Date	Pitcher(s)
6/29/17 vs Mil	Jimmy Nelson 2
6/27/16 vs Chc	Jake Arrieta, Jake Peavy
6/9/15 vs SD (*3)	Harang 2, McGowan
4/10/15 vs StL	John Lackey 2
5/13/12 vs Wsh (*3)	Jackson 2, Rodriguez
8/28/11 vs Wsh	Zimmermann, Balester
6/25/11 at Bal	Brian Matusz 2
8/25/10 at SF	Bumgarner, Ramirez
7/5/10 at NYM	Pelfrey, Nieve
6/13/10 vs KC	Zack Greinke 2
5/23/09 vs Cle	David Huff 2
9/19/08 vs Mil	Suppan, Parra
5/7/08 vs Chc (*3)	Lieber, Marshall, Gallagher

* Tied club record, since broken by Scooter Gennett
 On 5/7/08 became first Reds rookie with a 3-HR game

PINCH-HIT HOME RUNS (1)

Date	Pitcher
5/18/08 vs Cle	Cliff Lee

GRAND SLAM HOME RUNS (4)

Date	Pitcher
9/8/18 vs SD	Robbie Erlin
6/19/18 vs Det	Matthew Boyd
5/13/12 vs Wsh *	Henry Rodriguez
5/20/10 at Atl	Tommy Hanson

* Walkoff HR

LEADOFF HOME RUNS (2)

Date	Pitcher
8/29/20/g2 vs Chc	Alec Mills
4/18/19 at SD	Chris Paddock

WALKOFF HOME RUNS (5)

Date (Inning)	Pitcher
6/7/16 vs StL (9)	Kevin Siegrist
5/9/14 vs Col (9)	Boone Logan
5/13/12 vs Wsh (9) *	Henry Rodriguez
8/28/11 vs Wsh (14)	Collin Balester
9/11/10 vs Pit (10)	Justin Thomas

* Grand Slam

CONSECUTIVE GAMES (MINIMUM 3)

Date	Dates
4 straight games	4/24-4/27, 2018
3 straight games	8/5-8/7, 2017
3 straight games	6/7-6/9, 2017
3 straight games	8/21-8/24, 2011
3 straight games	7/26-7/28, 2011
3 straight games	9/3-9/5, 2008

Career Hitting

Yr	Club	AVG	G	AB	R	H	2B	3B	HR	RBI	SH	SF	HB	BB	SO	SB	CS	OBP	SLG	E
02	GCL Reds - R	.269	50	175	29	47	13	3	9	33	0	5	1	21	45	7	2	.342	.531	13
03	Dayton - A	.231	60	195	19	45	8	0	1	20	0	2	2	34	64	2	5	.348	.287	9
	Billings - R	.317	70	240	47	76	17	3	6	38	0	1	4	*56	80	4	0	*.452	.488	12
04	Dayton - A	.302	111	391	60	118	26	2	14	72	0	2	1	79	110	9	2	.419	.486	10
	Potomac - A	.298	24	84	11	25	7	0	5	20	0	0	1	11	21	1	1	.385	.560	0
05	Sarasota - A	.256	124	464	64	119	23	2	17	83	1	9	3	52	122	4	5	.330	.425	8
06	Chattanooga - AA	*.319	136	508	*85	*162	*46	2	22	77	0	3	1	*78	109	24	7	*.408	*.547	14
07	Louisville - AAA	.294	133	496	74	146	21	2	22	92	0	9	5	70	110	17	10	.361	.478	13
	Cincinnati	.321	24	84	11	27	7	0	4	17	0	0	0	5	15	1	0	.360	.548	1
08	Cincinnati	^ .297	151	526	69	^ 156	32	3	^ 24	84	0	0	2	59	102	7	5	.368	.506	11
09	Cincinnati	.322	131	469	82	151	38	1	25	84	0	1	4	70	106	4	1	.414	.567	10
	#Sarasota - A	.000	1	2	0	0	0	0	0	0	0	0	0	1	1	0	0	.333	.000	0
	#Dayton - A	.429	2	7	3	3	0	0	1	3	0	0	0	2	3	1	0	.556	.857	0
10	Cincinnati	.324	150	547	106	177	36	2	37	113	0	3	7	91	125	16	5	*.424	*.600	5
11	Cincinnati	.309	161	599	101	185	*40	3	29	103	0	6	4	*110	129	8	6	*.416	.531	6
12	Cincinnati	.337	111	374	59	126	44	0	14	56	0	2	5	*94	85	5	3	*.474	.567	6
	#Dayton - A	.200	3	5	1	1	0	0	0	1	0	1	0	3	1	0	0	.444	.200	0
	#Louisville - AAA	.167	2	6	1	1	0	0	1	1	0	0	0	0	4	0	0	.167	.667	1
13	Cincinnati	.305	*162	581	101	177	30	3	24	73	0	6	4	*135	138	6	3	*.435	.491	14
14	Cincinnati	.255	62	220	32	56	16	0	6	23	0	2	3	47	49	1	1	.390	.409	7
	#Louisville - AAA	.333	2	6	1	2	0	0	0	0	0	0	0	0	2	0	0	.333	.333	0
15	Cincinnati	.314	158	545	95	171	33	2	29	80	0	2	5	*143	135	11	3	.459	.541	9
16	Cincinnati	.326	158	556	101	181	34	2	29	97	0	8	5	108	120	8	1	*.434	.550	8
17	Cincinnati	.320	*162	559	106	179	34	1	36	100	0	6	8	*134	83	5	1	*.454	.578	4
18	Cincinnati	.284	145	503	67	143	28	2	12	67	0	3	9	108	101	2	0	*.417	.419	5
19	Cincinnati	.261	142	525	79	137	32	1	15	47	0	3	4	76	123	5	0	.357	.411	7
20	Cincinnati	.226	54	186	32	42	8	0	11	22	0	0	0	37	43	0	0	.354	.446	5
Major Totals		.304	1771	6274	1041	1908	412	20	295	966	0	44	60	1217	1354	79	29	.419	.517	98
Minor Totals		.289	718	2579	395	745	161	14	98	440	1	32	18	407	672	69	32	.385	.476	80

Injury rehab, * Led league, ^ Led National League rookies

Led the National League in OPS in 2010 (1.024) and 2017 (1.032). In 2011 led the NL in road BA (.334) and BA with RISP (.383)

Established franchise records with a .474 on-base percentage in 2012, 135 walks in 2012 and 143 walks in 2013 and 143 walks in 2015

All-Star Record

Yr	Club, Site	AVG	G	AB	R	H	2B	3B	HR	RBI	SH	SF	HB	BB	SO	SB	CS	OBP	SLG	E
10	NL, Anaheim	.000	1	2	0	0	0	0	0	0	0	0	0	0	0	0	0	.000	.000	0
11	NL, Arizona	.000	1	2	0	0	0	0	0	0	0	0	0	0	1	0	0	.000	.000	0
12	NL, Kansas City	.000	1	3	0	0	0	0	0	0	0	0	0	0	1	0	0	.000	.000	0
13	NL, New York (NL)	.000	1	2	0	0	0	0	0	0	0	0	0	0	1	0	0	.000	.000	0
17	NL, Miami	.000	1	1	0	0	0	0	0	0	0	0	0	1	1	0	0	.500	.000	0
18	NL, Washington	.333	1	3	1	1	0	0	1	1	0	0	0	0	0	0	0	.333	1.333	1
All-Star Totals		.077	6	13	1	1	0	0	1	1	0	0	0	1	4	0	0	.143	.308	0

Wild Card Game Record

Yr	Club, Opponent	AVG	G	AB	R	H	2B	3B	HR	RBI	SH	SF	HB	BB	SO	SB	CS	OBP	SLG	E
13	Cin at Pit	.000	1	4	0	0	0	0	0	0	0	0	0	0	2	0	0	.000	.000	0

Wild Card Series Record

Yr	Club, Opponent	AVG	G	AB	R	H	2B	3B	HR	RBI	SH	SF	HB	BB	SO	SB	CS	OBP	SLG	E
20	Cin at Atl	.222	2	9	0	2	0	0	0	0	0	0	0	1	3	0	0	.300	.222	1

Started at 1B, batting third, in both games of the series sweep loss (1-0 loss in 13 innings, 5-0 loss)

Division Series Record

Yr	Club, Opponent	AVG	G	AB	R	H	2B	3B	HR	RBI	SH	SF	HB	BB	SO	SB	CS	OBP	SLG	E
10	Cin vs Phi	.100	3	10	0	1	0	0	0	1	0	1	0	0	2	0	0	.091	.100	0
12	Cin vs SF	.389	5	18	3	7	0	0	0	0	0	0	0	4	5	0	0	.500	.389	0
Division Series Totals		.286	8	28	3	8	0	0	0	1	0	1	0	4	7	0	0	.364	.286	0

World Baseball Classic Record

Yr	Country	AVG	G	AB	R	H	2B	3B	HR	RBI	SH	SF	HB	BB	SO	SB	CS	OBP	SLG	E
09	Canada	.556	2	9	2	5	2	0	1	2	0	0	0	1	1	0	0	.600	1.111	0
13	Canada	.222	3	9	5	2	0	0	0	0	0	0	0	5	4	0	0	.500	.222	1
WBC Totals		.389	5	18	7	7	2	0	1	2	0	0	0	6	5	0	0	.542	.667	1

Among all 2009 WBC players ranked second in batting average (.556) and third in slugging percentage (1.111)



ART

WARREN

@arthur_warren

RHP

77

Age: 28 Ht.: 6-3 Wt.: 230 Bats: R Throws: R ML Service: 0.023

Born: 3/23/93 Birthplace: Defiance, OH Resides: Napoleon, OH

Acquired: From the Rangers for cash, January 6, 2021.

Contract: Signed through the 2021 season and under team control through 2026.

CAREER HIGHLIGHTS

- Pitched for the University of Cincinnati in 2012 and 2013 and for Ashland University in 2015...missed the 2014 collegiate season while recovering from "Tommy John" surgery to repair the torn ulnar collateral ligament in his right elbow.
- In 2019 made all of his Major League apps, all in relief and all for the Mariners in September.
- Made his Major League debut in Sea's 11-5 loss vs Reds on 9/12/19 at Safeco Field (0.1 ip, 1h, 0r, 1bb, 0k).
- Earned his only career win on 9/27/19 vs Oak (4-3 win).
- In his minor league career converted 25 saves in 31 chances (81%).
- In 2019 was a Texas League All-Star...in 2016 was a mid-season Midwest League All-Star.

2020 SEASON

- Spent most of Summer Camp at the Mariners' alternate training site.
- On 8/18 was promoted to the Mariners' 28-man roster, but did not play in the 2-1 loss at Dodger Stadium... was optioned back to the alternate training site the next day.
- On 10/21 was claimed off waivers by the Rangers...on 12/26 was designated for assignment...on 1/6/21 was traded to the Reds for cash.

PERSONAL: In 2011 graduated from Napoleon High School in northwest Ohio...follow on Twitter @ arthur_warren.

WARREN'S CAREER TRANSACTIONS

- Was selected by Mariners in the 23rd round of the June 2015 first-year player draft. Signed by Jay Catalano.
- On Arkansas' 7-day disabled list with a right shoulder strain, May 1-June 8, 2018 and July 12-remainder of the season, 2018.
- On Arkansas' 7-day injured list with right shoulder inflammation, April 29-June 7, 2019.
- On Arkansas' 7-day injured list with a strained groin, August 21-September 4, 2019.
- Was claimed off waivers by the Rangers, October 21, 2020.
- Was acquired by the Reds for cash, January 6, 2021.

Career Pitching

Yr	Club	W-L	ERA	G	GS	CG	SHO	SV	IP	H	R	ER	HR	BB	SO	WP	BK
15	AZL Mariners - R	1-0	3.86	6	0	0	0	0	7.0	7	3	3	0	3	10	2	0
16	Clinton - A	9-1	2.19	14	14	0	0	0	74.0	71	23	18	1	18	55	9	0
	Bakersfield - A	2-1	5.15	13	6	0	0	0	36.2	42	26	21	1	28	38	3	0
17	Modesto - A	3-1	3.06	43	0	0	0	8	64.2	58	25	22	5	25	67	3	1
18	Arkansas - AA	1-2	1.72	14	0	0	0	2	15.2	10	7	3	0	14	22	4	0
19	Arkansas - AA	2-1	1.71	29	0	0	0	15	31.2	23	9	6	1	13	41	6	0
	Seattle	1-0	0.00	6	0	0	0	0	5.1	2	0	0	0	2	5	1	0
	Major Totals	1-0	0.00	6	0	0	0	0	5.1	2	0	0	0	2	5	1	0
	Minor Totals	18-6	2.86	119	20	0	0	25	229.2	211	93	73	8	101	233	27	1

SINGLE-SEASON CAREER HIGH STREAKS

Scoreless Streak By Game: 6g, 9/12-9/29, 2019; Scoreless Streak By Inning: 5.1, 9/12-9/29, 2019;

Winning Streak: None; Losing Streak: None



JESSE WINKER

OF
33

Age: 27 Ht.: 6-3 Wt.: 215 Bats: L Throws: L ML Service: 3.080

Born: 8/17/93 Birthplace: Buffalo, NY Resides: Orlando, FL

Acquired: Was selected in the supplemental first round (49th overall) of the June 2012 first-year player draft. Was signed by Greg Zunino.

Contract: Signed a 1-year contract through the 2021 season, avoiding arbitration, January 15, 2021. Is under team control through 2023.

CAREER HIGHLIGHTS

- Was the Reds' supplemental first-round pick in the June 2012 draft (49th overall as compensation for the loss of Type B free agent Ramon Hernandez).
- In 2020 was a finalist at designated hitter for the All-MLB Team.
- With a minimum 130 plate apps, is only the third Reds player to produce an OPS+ of at least 125 in each of his first 2 seasons (Kal Daniels 1986-87, Frank Robinson 1956-57).
- In 2017 was a mid-season International League All-Star.
- In 2013 and again in 2015 was the Reds' Minor League Hitter of the Year.
- In 2014 was a California League All-Star, Arizona Fall League Rising Star/Top Prospect and AFL Player of the Week for 10/8-10/14...led the Arizona Fall League in hitting...started in LF for the U.S. team in the 2014 Sirius XM All-Star Futures Game.
- In 2013 was Reds Minor League Hitter of the Year, a Midwest League All-Star, Reds Minor League Player of the Month for May and Midwest League Player of the Week for 5/13-5/20.
- In 2012 and 2013 was an Milb.com Organizational All-Star.
- In 2012 was a Topps Rookie All-Star.
- Following the 2016 season participated in leadership training at West Point.

HARDEST HIT HR BY REDS BATTERS, STATCAST ERA

Aristides Aquino	118.3	8/8/19	vs Chc, Hamels
Joey Votto	113.2	...	9/11/20	at StL, Wainwright
Matt Davidson	113.1	8/21/20	at StL, Webb
Jesse Winker	113.0	...	8/29/20/g2	vs Cubs, Mills
Patrick Kivlehan	113.0	8/12/17	at Mil, Suter

2020 SEASON

- Was a finalist at designated hitter for the All-MLB Team.
- Led the team in on-base percentage (.388), slugging percentage (.544) and OPS (.932).
- Also led the team with 35 starts as the designated hitter...made 12 starts in LF and 1 start in RF (9/26 at Min).
- In his first 31 apps of the season through 8/28 hit .341 (6 2b, 9hr, 15rbi, .716slg, .453)...beginning the next day, in his last 23 apps of the regular season hit .131 (1 2b, 3hr, 8rbi, .295slg, .299obp).
- From 9/11-9/14 missed 5 games with low back tightness...returned to hit .154 in his last 11 apps of the season (1 2b, 2hr, 4rbi).
- In 7 apps from 8/9-8/19 produced 6 HR and 9 RBI.
- In 5 apps from 8/27-8/29, including doubleheaders on 8/27 & 8/29, produced 4 HR and 7 RBI.
- From 8/9-8/12 homered in 3 consecutive apps for the first time in his career.
- His home run off Alec Mills on 8/29/g2 vs Cubs was clocked at 113mph, his highest exit velocity ever on a home run and the fourth-highest on a homer by any Reds batter in the StatCast era.
- In the third inning of the 7-1 win on 9/18 vs WSox hit a 3-run HR off Jonathan Stiever that snapped his career-high 0-for-23 skid and extended the Reds' lead to 6-0...was the longest hitless skid by a Reds batter in 2020 and dropped his batting average from .318 to .262.
- In the 16-2 loss on 9/1 vs StL served a 1-game suspension received after he was ejected in the nightcap of the 8/29 doubleheader vs Cubs, along with Joey Votto and David Bell, when the benches cleared in the bottom of the fourth inning...was his second career ejection.
- Produced his first career 2-homer games on 8/14 vs Pit (Chad Kuhl) and 8/27/g1 at Mil (Adrian Houser, Alex Claudio).
- His third-inning solo HR on 8/11 vs KC off Kris Bubic produced his 100th career RBI.
- Following the 8/14 positive test of a Reds player for COVID-19, was deemed "high risk" and traveled separately from the team...did not miss any games on the 8/19-8/27 road trip to KC, StL and Mil.
- Started as the Reds' designated hitter in both games of the Wild Card Series sweep loss at Atl.

2019 SEASON

- Made 113 apps and 87 starts, both career highs.
- Led the Reds in starts in LF (59) and in outfield assists (6).
- Also started games in CF (16gs), RF (11gs) and DH (1gs).
- Missed the last 39 games of the season with a cervical strain, including the last 36 games while on the injured list.
- Made his last appearance for the Reds as a pinch hitter on 8/18 vs StL and his last start on 8/14 at Wsh (CF, 1-3, 2bb).
- In his last 27 apps beginning 7/18 hit .342 (25-73, 5 2b, 3hr, 9rbi, .982ops), raising his batting average from .249 to season-ending .269.
- In his last 17 apps beginning 7/29 hit .364 (16-44, 2 2b, 2hr, 5rbi, 1.007ops), raising his batting average from .255 to season-ending .269.
- Hit his eighth HR, a new career high, in his 28th appearance and 23rd start.
- Was 1 of 6 Reds players with at least 15 HR, 1 shy of the single-season club record (7 players, 2006, 2007).
- Produced 4 leadoff HR and 1 pinch-hit HR.
- In the 11-3 win on 6/16 vs Tex produced career highs in hits (4) and RBI (5)...fell a triple shy of the cycle.
- While leading off the ninth inning of the 1-0 loss on 5/2 at NYM was ejected by HP umpire Marty Foster for arguing balls and strikes...manager David Bell was ejected for the third time this season...was the first ejection of Winker's career.

2018: Was a candidate for the National League Rookie of the Year Award before he had season-ending surgery on 7/31 to repair the torn labrum in his right shoulder...on 7/26 went on the 10-day disabled list and was transferred to the 60-day DL on 7/30, when the Reds acquired OF Preston Tucker, RHP Lucas Sims and RHP Matt Wisler from the Braves for OF Adam Duvall...when disabled ranked among the National League leaders in hitting (11th), on-base percentage (2nd, .405), hitting at home (3rd, .328) and hitting with RISP (7th, .358)...when disabled led NL rookies in walks while ranking second among rookies in hitting, hits, RBI (tied), multi-hit games (24) and on-base percentage...despite missing 60 games, finished the season ranked among the National League rookie leaders in hitting (2nd), on-base percentage (2nd, .405), walks (3rd), outfield assists (T3rd, 4), multi-hit games (4th, 24), RBI (6th), slugging percentage (6th, .431), doubles (T7th), hits (8th) and runs (9th)...finished the season hitting .299 (.29893)...would have hit .300 with 1 fewer at bat or 1 more hit...hit safely in 13 of his last 14 apps prior to the disabling (22-49, .449, 6 2b, 1hr, 10rbi, .633slg, .518obp), including a career-high 12-game hitting streak from 7/3-7/21 (21-42, .500, 6 2b, 1hr, 10rbi, .714slg, .563obp)...tied for the longest hitting streak by any rookie in the National League in 2018, was the longest hitting streak by a Reds rookie since Billy Hamilton's 12-game hitting streak from 6/10-6/24, 2014 and fell 1 game shy of Eugenio Suárez' pair of team-high 13-game hitting streaks...in his last 27g beginning 6/20 hit .420 (6 2b, 4hr, 24rbi, .642slg, .525obp)...beginning 6/30 reached base safely in each of his last 17 apps (.436, 1hr, 12rbi, .600slg, .516obp)...led the Major Leagues in hitting in July...hit .305 through April (0hr, 9rbi, .414obp), .174 in May (1hr, 3rbi), .308 in June (5hr, 20rbi, .432obp) and .442 in July (1hr, 11rbi, .615slg, .517obp, 1.132ops)...from 4/10-5/6 reached base safely in a career-high 22 consecutive apps (.296, .386obp), the second-longest on-base streak by a Reds batter in 2018 (José Peraza, 23g)...included in his 22-game on-base streak were 5 consecutive pinch-hit apps from 4/16-5/4 (walk, RBI-single, double, single, single)...was the first Reds batter to reach base safely in 5 straight pinch-hit apps since Todd Frazier did it from 4/20-5/2, 2012 and the first Red to produce a hit in 4 straight pinch-hit apps since Brayan Pena from 7/8-8/9, 2014...from 6/6-6/8 produced a hit in 5 consecutive plate apps and reached base safely in 6 straight plate apps (walk, single, single, single, 2-run walkoff HR, single)...his sixth-inning grand slam on 6/21 vs Chi off Randy Rosario is the only slam of his career and gave the Reds a 5-2 lead in their 6-2 win...was the sixth of the Reds' single-season team record 11 grand slams...in the 13-inning, 7-5 victory on 6/7 vs Col at Great American Ball Park became the first Major League player to come off the bench and finish 3-for-3 with a walkoff HR (off Chris Rusin) since NYY's Hector Lopez on 5/29/60 at Wsh...was Winker's first career walkoff hit...on 6/24 vs Cubs produced his third career pinch-hit HR (3-run off Pedro Strop)...made 42 starts in RF, 29 starts in LF and 3 starts at DH...when injured was leading the team with 35 starts batting leadoff...on 4/12 vs StL, with Joey Votto off, made his only career start batting third in the order...made his first Opening Day roster...was 1 of 5 rookies on the Opening Day roster (RHP Tyler Mahle, RHP Jackson Stephens, RHP Zack Weiss, OF Phillip Ervin)...was the Reds' Opening Day starter in LF...batted leadoff...entered the season rated by *Baseball America* the fifth-best prospect in the organization.

2-HOMER GAMES (2)

Date	Pitchers
8/27/20/g1 at Mil	A. Houser, A. Claudio
8/14/20 vs Pit	Chad Kuhl

PINCH-HIT HOME RUNS (4)

Date	Pitcher
4/20/19 at SD	Matt Wisler
6/24/18 vs Chc	Pedro Strop
9/26/17 at Mil	Anthony Swarzak
8/22/17 vs Chc	Félix Peña

GRAND SLAMS (1)

Date	Pitcher
6/21/18 vs Chc	Randy Rosario

LEADOFF HOME RUNS (4)

Date	Pitcher
8/12/19 at Wsh	Erick Fedde, 1st pitch
7/31/19 vs Pit	Dario Agrazal, 1st pitch
6/18/19 vs Hou	Justin Verlander
9/13/17 at StL	Jack Flaherty

WALKOFF HOME RUNS (1)

Date (Inning)	Pitcher
6/7/18 vs Col (13)	Chris Rusin

CONSECUTIVE GAMES (MINIMUM 3)

Date	Dates
3 straight games	8/9-8/12, 2020

2017: At Louisville was an International League mid-season All-Star...following the season his strike zone discipline was rated the best among all Reds minor leaguers...in his Major League debut made 47 apps and 28 starts during 4 stints the Reds...from 4/14-4/15 made 2 pinch-hit apps vs Mil...from 6/19-6/21 made 2 starts at DH at TB...from 7/7-7/17 made 4 pinch-hit apps and a start in RF on 7/16 vs Wsh...on 8/1 was promoted again after LHP Tony Cingrani was traded to the Dodgers and spent the rest of the season with the Reds (.38g, .25gs, .305, 5 2b, 7hr, 11rbi, 1sb)...when promoted on 8/1 led the International League in hitting (.314) and OBP (.395) but didn't have enough plate apps to qualify as the season-ending leader...while with the Reds from 8/25-9/11 was disabled with a left hip flexor strain...led Reds batters with 2 pinch-hit HR, on 8/22 vs Chi (solo off Felix Pena) and on 9/26 at Mil (solo off Anthony Swarzak)...became the first Reds rookie with more than 1 pinch-hit HR in a season since Chris Heisey hit 4 pinch-hit HR in 2010...played LF (2gs, on 9/21 vs StL & 9/29 at Chi), RF (25g, 24gs) and DH (2gs)...in the batting order hit leadoff (8gs), second (7gs), fifth (3gs), sixth (2gs), seventh (7gs) and eighth (1gs)...produced 7 HR in 137 plate apps and 121 at bats...at Louisville hit 2 homers in 347 plate apps and 299 at bats...in his first 2 apps after that 8/1 promotion hit his first 2 Major League home runs...in the fourth inning on 8/1 at Pit produced his first career HR (solo off Jameson Taillon)...in the sixth, Starling Marte reached over the left field wall to catch what would have been a 2-run HR for Winker...the next night at Pit homered off Joaquin Benoit...over 10 apps from 8/18-9/16 produced 4 HR, including his first career leadoff home run (9/13 at StL off Jack Flaherty)...on 4/14 vs Mil pinch hit in his Major League debut (struck out vs Oliver Drake)...in the sixth inning of the 7-5 win vs Mil on 4/15 produced his first career hit and RBI, a 2-run double off Carlos Torres that snapped the 4-4 tie...was the first Reds batter whose first career hit went for extra bases and drove in the eventual game-winning run since RHP Brett Tomko in June 1997 vs NYM...the last Reds position player to do it was C Dann Bilardello in April 1983 vs Cubs...on 6/19 was promoted to replace injured SS Zack Cozart and that night at DH at TB made his first career start (1-5, 2-run single)...also started at DH on 6/21 at TB (1-4, 1 2b)...in the 2-1 win on 9/16 vs Pit, hit a solo HR while Sal Romano threw 8.0 shutout innings...was the first time in Reds history a rookie threw 8.0 scoreless innings to earn a win while another rookie homered in the same game...entered the season rated by *Baseball America* the sixth-best prospect in the organization and Reds minor league batter with the best plate discipline.

MINOR LEAGUES

2016: In his first season above Class AA, for Class AAA Louisville ranked second in the International League in on-base percentage and seventh in batting average...struck out just once every 7.59 plate apps, the fourth-best ratio in the International League...including a rehab stint with the AZL Reds hit .308 overall, the third-highest average by any Reds minor league batter (Hernan Iribarren .327, Tony Renda .311)...from 6/17-7/12 was on Louisville's disabled list with a sprained right wrist...participated in his second straight Major League spring training camp as a non-roster invitee...in 7 exhibition apps overall hit .333 (1 2b, 2rbi) while making starts in LF (2gs) and RF (2gs)...entered the season rated by MLB Pipeline the Reds' Position Player Prospect of the Year and by *Baseball America* the fifth-best prospect in the organization overall, the best hitter for average and the hitter with the best strike zone discipline...finished the season rated by MiLB.com the fourth-best prospect in the organization...on 11/18 was added to the Reds' 40-man roster...**2015:** Played at Pensacola in his first full season at Class AA and was named the organization's Minor League Hitter of the Year...at age 21 for most of the season, was one of the youngest position players in the Southern League...following the season was rated the organization's Position Player Prospect of the Year by MLB Pipeline and the 18th-best prospect in the Southern League by *Baseball America*...ranked among the organizational leaders in hitting (3rd, .282), HR (T2nd, 13) and RBI (3rd, 55)...tied for the league lead in intentional walks (4) and ranked among the SL leaders in OBP (5th, .390) and walks (4th, 74)...from 8/11-8/15 homered in 5 consecutive games (5hr, 9rbi), 1 shy of Derrek Lee's Pensacola club record...entered the season rated the third-best prospect in the organization, best hitter for average and hitter with the best strike zone discipline...was a non-roster invitee to Major League spring training camp...**2014:** Was a California League All-Star, Arizona Fall League Rising Star/Top Prospect and the AFL's first Player of the Week award winner...started in LF for the U.S. team in the 2014 Sirius XM All-Star Futures Game...in just 74 apps at Class A Bakersfield and Class AA Pensacola combined to hit .287 (20 2b, 15hr, 57rbi, 5sb)...over a full 144-game minor league season, his numbers project to 38 doubles, 29 homers and 110rbi...in April and May spent time on the disabled list with a concussion...didn't play after 7/17 because of a sprained ligament in his right wrist suffered in a car accident but came back to lead the Arizona Fall League in hitting (.338, 19g, 4 2b, 1 3b, 3hr, 18rbi, 1sb) and OPS (.999) while ranking second in on-base percentage (.440) and slugging percentage (.559)...**2013:** Was the organization's Minor League Hitter of the Year, a Midwest League All-Star, Reds Minor League Player of the Month for May and Midwest Player of the Week for 5/13-5/20...was rated by *Baseball America* the system's best power hitting prospect and hitter with the best strike zone discipline...**2012:** In his first pro season led all Reds farmhands in hitting (.338) and OBP (.443)...ranked among the Pioneer League leaders in OBP (T1st), batting (T2nd) and OPS (.943, 3rd)...was named an Organizational All-Star by MiLB.com and a Topps Rookie All-Star.

PERSONAL: Graduated from Olympia High School in Orlando...brother Joey was drafted by the Dodgers in 2011.

WINKER'S CAREER TRANSACTIONS

- Was selected by the Reds in the supplemental first round of the June 2012 first-year player draft (49th overall as compensation for the loss of Type B free agent Ramon Hernandez). Signed by Greg Zunino.
- On Dayton's disabled list, August 18-remainder of the season, 2013.
- On Bakersfield's disabled list with a concussion, April 25-May 6, 2014.
- On Pensacola's disabled list with a sprained ligament in his right wrist, July 22-rest of the season, 2014.
- On Louisville's disabled list with a sprained wright wrist, June 17-July 12, 2016; included a rehabilitation assignment at AZL Reds, July 6-12.
- On disabled list with a strained left hip flexor, August 25-September 11, 2017.
- On disabled list with a torn labrum in his right shoulder, July 26-remainder of the season, 2018; was transferred to the 60-day DL, July 30.
- On 10-day injured list with a cervical strain, August 22-remainder of the season, 2019.

		CAREER FIELDING						
Pos.	Pct.	G	PO	A	E	TC	DP	PB
LF	.983	123	165	4	3	172	1	-
RF	.986	91	129	7	2	138	1	-
CF	1.000	21	29	1	0	30	0	-

Career Hitting

Yr	Club	AVG	G	AB	R	H	2B	3B	HR	RBI	SH	SF	HB	BB	SO	SB	CS	OBP	SLG	E
12	Billings - R	.338	62	228	42	77	16	3	5	35	2	1	4	40	50	1	3	.443	.500	4
13	Dayton - A	.281	112	417	73	117	18	5	16	76	0	2	4	63	75	6	1	.379	.463	2
14	Bakersfield - A	.317	53	205	42	65	15	0	13	49	0	3	1	40	46	5	1	.426	.580	2
	Pensacola - AA	.208	21	77	15	16	5	0	2	8	0	1	0	14	22	0	0	.326	.351	0
15	Pensacola - AA	.282	123	443	69	125	24	2	13	55	0	3	6	74	83	8	4	.390	.433	2
16	Louisville - AAA	.303	106	380	39	115	22	0	3	45	0	5	4	59	59	0	0	.397	.384	1
	#AZL Reds - R	.462	4	13	6	6	0	0	2	6	0	0	0	2	4	0	0	.533	.923	0
17	Louisville - AAA	.314	85	299	33	94	22	0	2	41	0	5	5	38	46	2	4	.395	.408	1
	Cincinnati	.298	47	121	21	36	7	0	7	15	1	0	0	15	24	1	1	.375	.529	1
18	Cincinnati	.299	89	281	38	84	16	0	7	43	1	1	2	49	46	0	0	.405	.431	1
19	Cincinnati	.269	113	338	51	91	17	2	16	38	0	0	8	38	60	0	2	.357	.473	3
20	Cincinnati	.255	54	149	27	38	7	0	12	23	0	1	5	28	46	1	0	.388	.544	0
	Major Totals	.280	303	889	137	249	47	2	42	119	2	2	15	130	176	2	3	.380	.479	5
	Minor Totals	.298	566	2062	319	615	122	10	56	315	2	20	24	330	385	22	13	.398	.449	12

Injury rehab

Wild Card Series Record

Yr	Club, Opponent	AVG	G	AB	R	H	2B	3B	HR	RBI	SH	SF	HB	BB	SO	SB	CS	OBP	SLG	E
20	Cin at Atl	.167	2	6	0	1	0	0	0	0	0	0	0	1	2	0	0	.375	.167	0

Started at DH in both games of the series sweep loss (1-0 loss in 13 innings, 5-0 loss)

SINGLE-SEASON CAREER HIGH STREAKS

Hitting Streak: 12g, 7/3-7/21, 2018; **Hitless Streak:** 23ab, 9/4-9/18, 2020

TWITTER HANDLES

Antone @TejayAntone	Lorenzen @Lorenzen55
Aquino @Aristide_Aquino	Mahle @tylermahle
Bailey @BBailey_19	Moustakas @Moose_8
Ball @mattball333	Naquin @TyNaquin
Barnhart @Tucker_Barnhart	O'Brien @RileyYO'Brien
Bedrosian @Cam_Bedrock	Payton @MarkPayton2
Blandino @ablandino10	Cr. Pérez @Cris_Perez18
Carle @shanecarle	Ci. Pérez @CionelP
Cuthbert @cheslorcuthbert	H. Perez @Hector_perez45
De León @JDL_87	Ramirez @NOERAMIREZ24
DeShields @DelinoDeShields	Santillan @tony_santi19
Doolittle @whatwouldDOOdo	Schrock @mschrock94
Farmer @kFarm17	Senzel @LilSenzii
Garrett @Amir_Garrett	Shively @shively25
Gordon @FlashGJr	Sims @LSims_
Gray @SonnyGray2	Smith Jr. @DsmittyJr
Heineman @ScottHeineman	Solomon @SoloJared11
Hendrix @RyanHendrix11	T. Stephenson ... @Tyler_Step22
Hoffman @HOFF_23	Takahashi @botakahashi
Irving @natebirving	Valles @RolandoValles4
Jagers @ericjagers	Warren @arthur_warren

MAJOR LEAGUE SERVICE TIME

Pitchers	Catchers
Alaniz 0.065	Barnhart 6.075
Antone 1.000	Gale 0.101
Bailey 0.064	Grullón 0.032
Ball 0.000	T. Stephenson 0.056
Bedrosian 5.153	
Biddle 3.088	
Carle 1.049	
Castillo 3.101	
De León 2.060	
Doolittle 8.122	
García 0.145	
Garrett 3.099	
Gray 7.061	
Gutierrez 0.000	
Hendrix 0.000	
Hoffman 2.105	
Lorenzen 5.159	
Mahle 3.018	
Miley 9.025	
O'Brien 0.000	
Osich 4.119	
C. Pérez 1.010	
H. Perez 0.006	
Ramirez 3.139	
Romano 1.167	
Santillan 0.000	
Shively 0.128	
Sims 2.014	
Solomon 0.000	
Takahashi 0.002	
Warren 0.023	

Infielders	Outfielders
Blandino 1.108	Akiyama 1.000
Cuthbert 4.019	Aquino 1.005
Delmonico 1.134	Castellanos 7.029
Farmer 2.129	Heineman 1.132
García 0.092	Naquin 4.033
Holder 0.000	Payton 0.031
Moustakas 9.111	Senzel 1.150
Schrock 0.075	Smith Jr. 2.013
Strange-Gordon 8.154	Winker 3.080
Suárez 6.061	
Votto 13.027	

BIRTHDAYS

January	4 Michael Lorenzen
	6 Jeff Pickler
	7 Tucker Barnhart
	15 Delino DeShields
	23 Matt Ball
	23 Bo Takahashi
February	6 Riley O'Brien
	17 Deivy Grullón
	22 Rocky Gale
	22 Braden Shipley
March	4 Nick Castellanos
	23 Art Warren
April	5 Jose Garcia
	7 Freddie Benavides
	15 Tony Santillan
	16 Shogo Akiyama
	21 Cionel Pérez
	22 Aristides Aquino
	22 Dee Strange-Gordon
	23 José Duarte
	24 Tyler Naquin
May	3 Amir Garrett
	10 Lucas Sims
	19 Alan Zinter
	25 Kyle Holder
	28 Eric Jagers
June	6 Hector Perez
	10 Jared Solomon
	14 R.J. Alaniz
	29 Nick Senzel
July	2 Nicky Delmonico
	16 Derek Johnson
	18 Eugenio Suárez
	23 Joe Mather
	24 Cristian Pérez
	27 Rolando Valles
August	7 José De León
	16 Tyler Stephenson
	17 Kyle Farmer
	17 Jesse Winker
	30 Shane Carle
September	3 Josh Osich
	10 Joey Votto
	11 Mike Moustakas
	14 David Bell
	18 Vladimir Gutierrez
	26 Sean Doolittle
	29 Tyler Mahle
October	2 Cam Bedrosian
	4 Edgar García
	12 Sal Romano
	12 Max Schrock
	17 Nate Irving
	19 Brandon Bailey
	22 Jesse Biddle
	26 Dwight Smith Jr.
	30 Lee Tunnell
November	6 Alex Blandino
	7 Sonny Gray
	11 J.R. House
	13 Wade Miley
	16 Cheslor Cuthbert
December	4 Scott Heineman
	5 Tejay Antone
	7 Mark Payton
	12 Luis Castillo
	16 Ryan Hendrix
	22 Noé Ramirez

2021 NOTES



2021 NOTES



2021 NOTES





SCOUTING AND PLAYER DEVELOPMENT

The 2020 Championship Season was shortened from 162 to 60 games by a global pandemic fueled by the COVID-19 virus that through the end of the calendar year was responsible for 1,808,041 deaths worldwide. There were no minor league games played. In addition to the 40-man roster players, and as part of the eligible player pool, 20 minor leaguers were assigned to the alternate training site at Prasco Park in nearby Mason, shown in the photo above. Following the season, the Reds extended invitations to keep their minor league affiliates in Louisville, Chattanooga, Dayton and Daytona to complement their short-season teams at their Arizona League and the Dominican Summer League complexes. In 2021, their former affiliates in Billings and Greenville became part of Major League Baseball's efforts to modernize player development while preserving baseball in the local communities in which it previously had been played.

2021 SCOUTING DEPARTMENT
PROFESSIONAL SCOUTING

Rob Coughlin Director, Professional Scouting
 Cam Bonifay Special Assistant to GM, Player Personnel
 "J" Harrison Special Assistant to the GM
 Marty Maier Special Assistant to the GM
 John Morris Special Assistant to the GM
 Jeff Schugel Special Assistant to the GM
 Gary Glover Professional Scout
 Joe Jocketty Professional Scout
 Ben Jones Professional Scout
 Bruce Manno Professional Scout
 Mick Mattaliano Professional Scout
 Jeff Morris Professional Scout
 Steve Roadcap Professional Scout
 Rob Fidler Manager, Pacific Rim Scouting
 Dan Kim Scout, South Korea
 Jamey Storvick Scout, Pacific Rim
 Ryo Shinkawa Consultant, Japan
 Daniel Beattie Professional Scouting Analyst

AMATEUR SCOUTING

Brad Meador Director, Amateur Scouting
 Paul Pierson Assistant Director, Amateur Scouting
 Joe Katuska Assistant Director, National Cross Checker

CROSS CHECKERS

Bill Byckowski East Coast / Canada Cross Checker
 Nick Christiani Pitching Analyst
 Rex De La Nuez West Coast Cross Checker
 Jerry Flowers National Cross Checker
 Will Harford Midwest Cross Checker
 Mark McKnight National Cross Checker
 Greg Zunino Southeast Cross Checker

SCOUTING SUPERVISORS

Charlie Aliano NC, SC
 Rich Bordi Northern California, Reno
 Jeff Brookens DE, MD, PA, VA, WV, Washington D.C.
 Sean Buckley FL
 John Ceprini ME, NH, VT, RI, CT, MA, NJ, NY, E. Canada
 Dan Cholowsky AZ, NM, UT, CO, WY, Las Vegas, El Paso
 Andrew Fabian South Florida
 Tyler Gibbons OH, IN, KY, MI
 Jerel Johnson GA, Florida Panhandle
 Mike Keenan KS, NE, MO, OK
 Brandon Marr WA, OR, ID, MT, Western Canada
 Mike Misuraca Southern California, HI
 Jimmy Moran Central California
 Mike Partida South Texas, LA
 Jonathan Reynolds TN, MS, AL
 Paul Scott North Texas, AR
 Andy Stack IL, WI, IA, MN, ND, SD

INTERNATIONAL SCOUTING

Trey Hendricks Director, International Scouting
 Greg McMillin Assistant Director, International Scouting
 Richard Jimenez Director, Latin America Scouting
 Richard Castro Assistant Director, Latin America Scouting
 David Espinosa International Cross Checker
 Matt Gaski International Cross Checker
 Boomer Prinstein International Cross Checker
 Hernan Albornoz Supervisor, South America Scouting
 Enmanuel Cartagena Supervisor, Dominican Republic
 Ricardo Quintero Coordinator, Venezuela
 Matt Everingham Scout, Australia
 Brian Armbrister Scout, Bahamas
 Jean Tome Scout, Brazil
 Jose Valdelamar Scout, Colombia
 Fermin Coronel Scout, Curacao
 Jose Diaz Scout, Dominican Republic
 Edgar Melo Scout, Dominican Republic
 Victor Nova Scout, Dominican Republic
 Samuel Pimentel Scout, Dominican Republic
 Jenry Del Rosario Video Scout, Dominican Republic
 Ryan Schurman Scout, Europe
 Alex Ahumada Scout, Mexico
 Evert-Jan 't Hoen Scout, Netherlands
 Gustavo Martinez Scout, Nicaragua
 Sal Varriale Scout, Italy
 Concepción Rodriguez Scout, Panama
 Dan Kim Scout, South Korea
 Aguido Gonzalez Scout, Venezuela
 Ivan Mora Scout, Venezuela
 Victor Serrano Scout, Venezuela
 German Arteaga Video Scout, Venezuela

AMATEUR BASEBALL LIAISONS

Bill Killian Stanwood, MI
 Denny Nagel Cincinnati, OH
 Juan Silva Yobucoa, Puerto Rico

VIDEO

Kevin Buckley Video Scout
 Eddie Lehr Video Scout / Analyst


Barton Scout of the Year Award

Jeff Brookens Named 2020 Winner

Scouting Supervisor **Jeff Brookens** is the 2020 recipient of the **Barton Scout of the Year Award**, presented annually to the Reds amateur scout who exemplifies the spirit of 3 generations of scouting excellence in the Barton family (Larry Sr., Larry Jr., Jeff). He oversees the organization's scouting in Delaware, Maryland, Pennsylvania, Virginia, West Virginia and the Washington, D.C. area.

Brookens has been scouting for the Reds since November 2004 and signed Major Leaguers **C Devin Mesoraco** and **OF Chris Heisey**, along with 2020 first-round draft pick **OF Austin Hendrick** and current top prospect **OF Michael Siani**.

Previous winners of the award were West Coast Cross Checker **Rex De La Nuez** (2017), Scouting Supervisor **Ben Jones** (2018) and Southeast Cross Checker **Greg Zunino** (2019).

Professional Scouting



Rob Coughlin



Cam Bonifay



"J" Harrison



Marty Maier



John Morris



Jeff Schugel



Gary Glover



Joe Jocketty



Ben Jones



Bruce Manno



Mick Mattaliano



Jeff Morris



Steve Roadcap



Rob Fidler



Dan Kim



Jamey Storvick



Ryo Shinkawa



Daniel Beattie

Amateur Scouting



Brad Meador



Paul Pierson



Joe Katuska

Cross Checkers



Bill Byckowski



Nick Christiani



Rex De La Nuez



Jerry Flowers



Will Harford



Mark McKnight



Greg Zunino

Scouting Supervisors



Charlie Aliano



Rich Bordi



Jeff Brookens



Sean Buckley



John Ceprini



Dan Cholowsky



Andrew Fabian



Tyler Gibbons



Jerel Johnson



Mike Keenan



Brandon Marr



Mike Misuraca



Jimmy Moran



Mike Partida



Jonathan Reynolds



Paul Scott



Andy Stack

International Scouting



Trey Hendricks



Greg McMillin



Richard Jimenez



Richard Castro



David Espinosa



Matt Gaski



Boomer Prinstein



Hernan Albornoz



E. Cartagena



Ricardo Quintero

Video



Kevin Buckley



Eddie Lehr

2021 PLAYER DEVELOPMENT DEPARTMENT

PLAYER DEVELOPMENT

Shawn Pender Vice President, Player Development
 Eric Lee Senior Director, Player Development
 Eric Davis Special Assistant, Player Performance
 Bill Doran Special Assistant, Player Performance
 Mario Soto Special Assistant, Player Performance
 Melissa Hill Coordinator, Baseball Administration
 Mitchell Bonds Coordinator, Minor League Video
 Branden Croteau ... Specialist, Player Development, Arizona Ops
 Jasmine Dunston Specialist, Player Development

ARIZONA OPERATIONS

Mike Saverino Manager, Arizona Operations

EQUIPMENT

Jonathan Snyder Manager, Minor League Equipment
 John Bryk Assistant, Minor League Clubhouse
 Ryan Dammeyer Assistant, Minor League Clubhouse

COORDINATORS / INSTRUCTORS

Chris Tremie Field Coordinator
 Joel Noboa Field Coordinator, Latin America
 Luis Bolivar Coordinator, Academies
 Kyle Boddy Director, Pitching
 Bryan Conger Coordinator, Pitching
 C.J. Gillman Coordinator, Hitting
 Corky Miller Coordinator, Catching
 Jose Nieves Coordinator, Infield
 Casey Weathers Rehab Coach / AZL Development Coach

DOMINICAN REPUBLIC ACADEMY

Juan Peralta Academy Director, Latin America
 Julio Justo Assistant, Latin America Operations
 Raul Aquino Clubhouse Manager, Latin America
 Antonio Perez Driver, Latin America

ATHLETIC TRAINING

Patrick Serbus Director, Athletic Training
 Clete Sigwart Manager, Athletic Training
 Manuel Lopez Medical Coordinator, Latin America

HEALTH & PERFORMANCE

Geoff Head Senior Director, Health & Performance
 Dan Adams Coordinator, H&P, Program Integration

MENTAL SKILLS

Tyler Klein Coordinator, Mental Skills
 Andy Riise Coach, Mental Skills

NUTRITION

Leah Reitmayer Coordinator, Minor League Nutrition

REHABILITATION

Marcus Ahrens Minor League Rehabilitation Coordinator
 Eric Gonzalez Physical Therapist

SPORTS SCIENCE INITIATIVES

Charles Leddon Director, Sports Science Initiatives

STRENGTH & CONDITIONING

Rob Fumagalli Director, Strength & Conditioning
 Morgan Gregory Assistant Director, Strength & Conditioning
 Will Gilmore Coordinator, Strength & Conditioning
 Alex Puskarich Asst. Coordinator, Strength & Conditioning

WELLNESS

Becky Schnakenberg Coordinator, Wellness
 Rafael Castillo Wellness Coach, Latin America



Shawn Pender



Eric Lee



Eric Davis



Bill Doran



Mario Soto



Melissa Hill



Mitchell Bonds



Branden Croteau



Jasmine Dunston



Mike Saverino



Jon Snyder



John Bryk



Ryan Dammeyer



Raul Aquino



Antonio Perez

PLAYER DEVELOPMENT COORDINATORS & ROVING INSTRUCTORS

CHRIS TREMIE - Field Coordinator

Chris Tremie is in his third season in the organization after 12 years as a member of the Cleveland's player development staff, managing at every level in the Indians' system. He spent the shortened 2020 season assigned to the Reds' alternate spring training site in Mason, OH. Chris' minor league managerial career began in 2006 for the GCL Indians, where he also served as the organization's catching coordinator. He also managed at Lake County (2007), Kinston (2008-2009), AZL Indians (2010), Akron (2011-2012) and Columbus (2013-2018). He won the Eastern League championship with Akron in 2012 and the Governors' Cup title while with Columbus in 2015. Tremie played professionally for 14 seasons in 6 organizations (Chicago-AL, Philadelphia, Texas, Pittsburgh, Florida, Houston). He made his Major League debut with the White Sox in 1995 and played professionally through 2005 before retiring and starting his coaching and managing career. His son, Cade, was drafted by the Indians in the 35th round in 2015. Chris and wife Percilla reside in the Houston area with children Cade, Reagan, Page and Kaden.


JOEL NOBOA - Latin America Field Coordinator

Joel Noboa is in his 16th season in the organization. He began his coaching career with the Reds as Dominican Republic field coordinator and also managed for 2 seasons in the Dominican Summer League. During the 2018 off-season, he served as bench coach for Tigres Del Lincey in the Dominican Winter League. In 2011, he was named Latin America field coordinator / Latin liaison, overseeing the Dominican Republic and Venezuelan player development operations. Joel also travels to the Reds' minor league affiliates and works with the Latin players in the hitting and mental aspects of the game. He has also served as the hitting coach for Tigres Del Lincey in the Dominican Winter League. Noboa spent 4 seasons in the Diamondbacks' organization after signing in 1997. He also played in the Red Sox and Expos' systems. He lives in Santo Domingo with wife Sorange, daughters Nashla, 13, and Ashley, 9, and son Joel Isaac, 5.


LUIS BOLÍVAR - Academies Coordinator

Luis Bolivar is in his ninth season on the player development coaching staff, his second as academies coordinator. He oversees all on-field baseball activity at the Goodyear complex and at the Dominican Republic Academy and assists field coordinator Chris Tremie with the planning and execution of mini-camps. Luis spent the shortened 2020 season assigned to the Reds' alternate spring training site in Mason, OH. Bolivar spent the 2017-2019 seasons as the manager at Class A Dayton. Following the 2017 season, Bolivar was named by *Baseball America* the best manager prospect in the Midwest League. Prior to his managerial duties, he spent 3 seasons as Dayton's hitting coach. In 2013, he served as the hitting coach for the Rookie AZL Reds. Bolivar played 11 professional seasons in the Padres, Reds and Braves systems. From 2002-2009, he appeared at every level in the Reds' minor league chain. On April 7, 2008, while with Chattanooga at Montgomery, Bolivar became only the 11th player in Southern League history to produce 6 hits in a game. He also played in the Venezuelan League, where during the 2006-2007 season he earned the league's rookie of the year honors. Bolivar finished his playing career in 2010 and lives near Dayton in Vandalia, OH with wife Kelly, daughters Kamryn, Luisa and Zoey and son Enzo.


KYLE BODDY - Director of Pitching

Kyle Boddy (pronounced BO-dee) is in his second season in the organization, his first with the title of Director of Pitching. He spent his first season with the Reds as Director of Pitching Initiatives / Pitching Coordinator. Boddy works closely with the Major League pitching department to ensure the pitching philosophies and protocols are consistent throughout the organization. He is the founder and still serves as president of Driveline Baseball, located near Seattle in Kent, WA, a data-driven baseball facility. Boddy, 37, was born in Cleveland and attended Baldwin-Wallace University. In 2009, he founded Driveline Baseball and since then worked as a player development consultant and pre-draft analyst for Major League Baseball teams, including the Los Angeles Dodgers and Cleveland Indians, and as a consultant for college programs Vanderbilt, Oregon State and Coastal Carolina, all teams that won the College World Series while Kyle worked with them.


BRYAN CONGER - Pitching Coordinator

Bryan Conger is in his first season in the organization. As pitching coordinator, he will be charged with ensuring that Reds minor league pitchers receive individualized instruction on a clearly illustrated path to the Major Leagues and collaborating with every discipline to ensure that all resources are used to develop evolving organizational standards and practices for pitchers to improve mechanics, fundamentals and the quality of their pitches. Conger spent the last 2 seasons with the Texas Rangers organization, serving as a roving pitching instructor/coach in 2020 and as pitching coach for the Rangers' Arizona League team in 2019. Prior to joining the Rangers, Bryan had a distinguished college coaching career, most prominently as head baseball coach at Tarleton State University (2008-2018). He also served as an assistant coach/recruiting coordinator at the University of Utah (2003-2008), head coach at Cloud County Community College (2002-2003) and assistant coach/recruiting coordinator at Lamar Community College (2000-2002). Bryan holds bachelor's and master's degrees of education from Tarleton State University.



C.J. GILLMAN - Hitting Coordinator

C.J. Gillman is in his second season in the organization. He spent the shortened 2020 season assigned to the Reds' alternate spring training site in Mason, OH. Gillman joined the Reds in 2020 after 5 seasons as an assistant coach at the Air Force Academy, where he worked with hitters, catchers and base runners and led the school's recruiting efforts. He played in the Rockies organization and for Windy City in the Frontier League after playing baseball at the University of Dayton, where he also spent the 2014 season as an assistant coach. C.J. is a native of Littleton, CO.




CORKY MILLER - Catching Coordinator

After a 17-year professional playing career, Corky Miller is in his seventh season as a roving catching instructor in the Reds' minor league system. During the 2015-2018 seasons, in addition to his roving duties, he worked as Class A Dayton's catching coach. Miller played in parts of 11 Major League seasons with the Reds, Twins, Red Sox, Braves and White Sox. He also played in 10 seasons for Class AAA Louisville, a franchise record. Miller retired as Louisville's all-time leader with 548 games played and 99 doubles. Following the 2000 season he was voted the "player you want most in your clubhouse" and the "player who will make the best future manager" in a *USA Today Baseball Weekly* poll of his Southern League peers. In a 2003 poll of International League managers, Miller was named the league's best defensive catcher. In 2013, at age 37, Corky became the oldest Reds player to start a game at catcher since 37-year-old Bob Scheffing in 1951. On August 31, 2014 at Louisville Slugger Field, the Bats retired #8. It was the first uniform number retired by the Louisville franchise.



JOSE MIGUEL NIEVES - Infield Coordinator

Jose Nieves is in his 13th season in the organization, his second as the infield coordinator after 11 seasons as a minor league manager. In his current role, he is responsible for developing both individualized instruction for each Reds minor league infielder and organization-wide standards and practices for all infielders. His managerial resume includes stops in the Reds' minor league system at the Venezuelan Summer League (2009-2010), AZL Reds (2011-2012, 2016-2019) and Class A Dayton (2013-2015). In addition to his managing duties in Venezuela, he also worked there as the scouting supervisor (2009) and as field coordinator for the Reds Academy (2010). From 1998-2002, Nieves appeared in 212 Major League games as an infielder with the Cubs and Angels. Nieves, 45, resides in Buckeye, AZ with wife Norellys and children Jocsirellys, Jocsellys, Mirellys and Jose Jr..



CASEY WEATHERS - Rehabilitation Coach / AZL Reds Development Coach

Casey Weathers is in his second season in the organization. He was hired by the Reds in 2020 after working at Optimum Athletes in Sacramento, CA. Casey pitched for 9 seasons with the Rockies, Cubs, Rays and Indians organizations after he was selected in the first round of the June 2007 first-year player draft by Colorado out of Vanderbilt. He pitched for Team USA on multiple occasions and finished his playing career in 2017 as a member of the American Association's Fargo-Moorhead Redhawks.

DOMINICAN REPUBLIC ACADEMY



JUAN PERALTA - Latin America Academy Director

Juan Peralta is in his 18th season with the organization and serves as the Latin America Academy Director. As the long-time director of the Reds' academy in the Dominican Republic, under his supervision the organization produced Major Leaguers Johnny Cueto, Juan Francisco and Aristides Aquino. Juan is responsible for the day-to-day administration of the Dominican Academy complex, but he also has served roles as a scouting supervisor and in player development in Latin America. He is on the board of directors of the Jose B. autista Foundation, which helps young Dominican baseball players earn sport scholarships to American universities. A graduate of Troy State University USA, where he received a baseball scholarship, Juan lives in Santo Domingo, DR with wife Veronica and children Sebastian and Miranda.



JULIO JUSTO - Latin America Operations Assistant

Julio Justo is in his first season in the organization and second year in professional baseball. In 2020, he assisted Major League Baseball's International Baseball Operations department with special projects, including showcases for the Trainer Partnership Program, in the Dominican Republic and other Central American countries. In May 2019, Justo graduated from Southern Wesleyan University with a bachelor of science degree in business administration. He lettered in baseball all 4 years at SWU and ended his career among the school's all-time career leaders in doubles, HR and RBI. Julio was the team's captain during his 2018-2019 senior season.

ATHLETIC TRAINING

**PATRICK SERBUS - Director of Athletic Training, M.Ed., ATC, CSCS**

Patrick Serbus is in his 21st season in professional baseball, his 12th with the Reds and his fifth as Director of Athletic Training. He was named Medical Coordinator of the Year in 2019 by his peers in the Professional Baseball Athletic Trainers Society. From 2013-2016, he was the player development Athletic Training Coordinator and from 2010-2012 served as the organization's Medical Administrator. Serbus has previously worked as a Certified Athletic Trainer for the Arizona Diamondbacks, San Francisco Giants and Detroit Tigers, with experience at every level of minor league baseball. Serbus holds a master's degree in exercise physiology from Texas State University (2000) and a bachelor's degree in athletic training from Illinois State University (1998). He lives in Peoria, AZ.

**CLETE SIGWART - Manager of Athletic Training, ATC**

Clete Sigwart is in his 12th season in the organization, his second in the position of manager of athletic training. He spent the previous 8 years with the Arizona League Reds and will remain based out of the Goodyear complex. Sigwart previously worked in Goodyear (2010, 2013), Class A Bakersfield (2011) and Rookie Billings (2012). He was voted by his peers the Athletic Trainer of the Year in 1997 in the Florida State League, in 2011 in the California League and in both 2013 and 2018 in the Arizona League. In 2013, he was named Minor League Athletic Trainer of the Year and was a finalist for that award again in 2018. In September 2012, Clete worked with Team Germany during the 2013 World Baseball Classic's qualifying round and worked with Team Venezuela in the March 2017 WBC. In 2014, Clete served on the medical staff for the U.S. team at the SiriusXM All-Star Futures Game in Minneapolis and for the second straight year worked for Bravos de Margarita in the Venezuelan Winter League. In 2017 he worked for Licey in the Dominican Winter League. Before joining the Reds, Sigwart spent 10 seasons in the Phillies' minor league system and in 1999 worked for Aguilas in the Venezuelan Winter League. In 1992, he also worked for the Sacramento Attack of the Arena Football League. A graduate of Ponderosa High School in Shingle Springs, CA, Sigwart earned a bachelor's degree in physical education from California State University, Sacramento. Clete lives in Litchfield Park, AZ with his wife, Tacie, and daughter, Haley. Their son, Blake, served 4 years in the U.S. Air Force.

**MANUEL LOPEZ - Latin America Medical Coordinator, ATC, CSCS, MS**

Manuel Lopez is in his first season in the organization after spending 12 seasons (2009-2020) in a similar role with the Orioles. He will serve as the coordinator for all international scouting medical topics. Lopez is in his 17th year in professional baseball, including positions with the Dodgers in 2004 as a Gulf Coast League strength and conditioning intern at Vero Beach, with the Rangers in 2005 as a Midwest League strength and conditioning intern at Class A Clinton and with the Orioles in 2006 as an assistant athletic trainer/strength and conditioning coach at Class A Aberdeen. Originally from Waukegan, IL, he graduated in 2004 from Rockford College with a bachelor's degree in exercise science and in 2006 from the University of California at Pennsylvania with a master's degree in science and rehabilitation exercise.

HEALTH AND PERFORMANCE

**GEOFF HEAD - Senior Director of Health and Performance**

Geoff head is entering his second season as the organization's Senior Director of Health and Performance for the Reds. He spent the previous 12 seasons with the San Francisco Giants as strength & conditioning coordinator (2008-2015), Major League sports scientist (2015-2017) and assistant director of player development/director of sports medicine (2017-2019). Head received his master of science degree in kinesiology, with an emphasis in sports conditioning, from A.T. Still University. In his role with the Reds, he provides leadership for all levels of the organization in the specialties of medical, rehabilitation, strength and conditioning, mental skills, nutrition, sports science and wellness.

**DAN ADAMS - Coordinator of Health and Performance, Program-Integration**

Dan Adams is in his first season as the organization's Coordinator of Health and Performance - Program Integration. Prior to joining the Reds for the 2021 season, he worked as a strength and conditioning coach for University of British Columbia Baseball, sports scientist for the Seattle Mariners and most recently as manager of high performance at Driveline Baseball. The Canadian native received his degree in kinesiology from the University of British Columbia. Adams will work out of the team's facility in Goodyear within the team's Health and Performance Department (H&P). He'll play a major role in the organization's pursuit of enhancing capabilities to leverage objective data to glean greater insights into health and performance correlations (KPI's) to on-field performance and injury. Dan will also be involved in data sharing reports/visualizations through the club's athlete management system. Additionally, he'll help assess the effectiveness of the organization's current and future systems/process analysis within H&P and will assist in providing continued education to H&P staff on how to best take that information to the system's field staffs and players.

MENTAL SKILLS



TYLER KLEIN - Mental Skills Coordinator, Ph.D.

Tyler Klein is in his second season as the organization's mental skills coordinator. He joined the Reds after serving 3 years (2017-2019) at Ft. Hood, Texas in the Ready & Resilient (R2) Program serviced by Magellan Federal for the U.S. military as a master resilience trainer/performance expert. Tyler received bachelor and master's degrees in psychology from the University of Texas-San Antonio, where he played baseball, and his Ph.D. in sport and performance psychology from Florida State University.



ANDY RIISE - Mental Skills Coach, M.A.

U.S. Army Lt. Colonel (Retired) Andy Riise is in his first season in the organization as the mental skills coach for the minor league system. The Oakdale, CA native is a West Point graduate and played fullback at Army. Over a decorated military career of more than 20 years, Andy served in a variety of leadership positions, highlighted by multiple combat tours to Iraq and Afghanistan and 5 years with 2 elite Special Forces units. He has taught at West Point's Center for Enhanced Performance, the Air Force Academy's Department of Behavioral Science and Leadership and the Texas A&M University Coaching Academy. As a sport and performance psychology consultant, Andy has worked with players, coaches and leaders in professional sports, business, health care and emergency services. He worked with the Seattle Mariners in 2014 and with the Colorado Rockies in 2020. He is a best-selling author of the book *Deliberate Discomfort: How US Special Operations Forces Get Comfortable Being Uncomfortable*. He and wife Katie live with their 4 children near Houston in Montgomery, TX.

NUTRITION



LEAH REITMAYER - Minor League Nutrition Coordinator, MS, RD

Leah Reitmayer is in her second season in the organization and serves as coordinator of minor league nutrition. She is a registered dietitian, ServSafe certified, ISAK Certification Level 1 and a member of the Collegiate & Professional Sports Dietitians Association. Reitmayer has worked at Auburn University, IMG Academy, Miramar Marine Corps Base and the University of Southern California. She graduated from Missouri State University in 2017 and received her graduate certificate in dietetics from Louisiana Tech in 2018 and recently earned her master's degree in science in nutrition from Louisiana Tech.

REHABILITATION



MARCUS AHRENS - Minor League Rehabilitation Coordinator, PT, DPT, SCS, CMPT, CSCS

Marcus Ahrens is in his fifth season with the organization, his first as rehabilitation coordinator following 4 years as a physical therapist. Prior to joining the Reds, he worked as a physical therapist and clinical director at PHLEX NYC in New York City. Ahrens became board certified in sports physical therapy (SCS) in 2020, and in 2017 achieved his certification in manual physical therapy (CMPT). He earned his doctorate in physical therapy in 2013 from Columbia University, including an internship with the Reds in 2013. He completed a bachelor's degree in integrative physiology, with a minor in psychology, in 2009 from the University of Iowa. Marcus was born and raised in Iowa City, IA and lives in Phoenix, AZ with wife Erin and daughter, Finley.



ERIC GONZALEZ - Physical Therapist, PT, DPT

Eric Gonzalez is in his first season in the organization. He previously worked as physical therapist at Drayer Rehab Institute and Shelby Baptist Medical Center in Birmingham, AL. Eric played professionally for 6 years, including 3 in the Padres' organization and reaching AAA. He played for Spain in the 2013 World Baseball Classic. Gonzalez received his undergraduate degree in exercise science from the University of South Alabama and his doctorate of physical therapy from Samford University. Born in Tenerife, Spain, Eric lives in Goodyear with wife Samantha and daughters Gabriela and Sofia.

SPORTS SCIENCE INITIATIVES



CHARLES LEDDON - Director of Sports Science Initiatives, PhD, ATC, CSCS

Charles Leddon is in his 15th season with the Reds, his sixth as the Director of Sports Science Initiatives following 9 years as minor league athletic trainer. Before joining the Reds, Charles worked in the Mets, Red Sox and Royals organizations. Before joining the Reds, he served as the Sports Medicine Research Director at the prestigious Andrews Research and Education Foundation. A graduate of Rancho High School in Las Vegas, Leddon graduated from Pepperdine with a bachelor's degree in sports medicine and received a master's degree in biomechanics as well as a doctorate in sports medicine from Oregon State University. He lives in Phoenix, AZ, with wife Kimberlee and sons Jonah and Sawyer.

STRENGTH & CONDITIONING

**ROB FUMAGALLI** - Director of Strength & Conditioning, C.S.C.S., RSCC*^D

Rob Fumagalli is in his first season in the organization. As part of the Reds' health and performance department, he will provide leadership oversight of strength and conditioning for the Major League team and throughout the player development system. Rob spent the 2020 season as assistant strength and conditioning coach for the Texas Rangers following a decade of service with the Seattle Mariners, first as strength and conditioning specialist (2010-2013) and then as strength and conditioning coordinator (2014-2019). He received his bachelor of science degree in kinesiology/preventative rehabilitation from Northern Illinois University.

**MORGAN GREGORY** - Assistant Director of Strength & Conditioning, M.S., RSCC, PES

Morgan Gregory is in his ninth season in the organization, his first as assistant director of strength and conditioning. He worked the previous 3 seasons as the organization's strength and conditioning coordinator. He spent the 2016 and 2017 seasons as the assistant strength and conditioning coordinator working mainly with rehab players and with the Latin American Academy. Morgan was the strength and conditioning coach at Class A Dayton (2013-2014) and at Class A Daytona (2015). In 2014, he earned his master's degree in performance enhancement and injury prevention from the California University of Pennsylvania and in 2011 graduated from Carson-Newman College with a bachelor's degree in exercise science. Morgan resides in Goodyear, AZ.

**WILL GILMORE** - Strength & Conditioning Coordinator, M.S, CSCS, RSCC

Will Gilmore is in his second season in the organization after 5 seasons in the Royals' organization, where he worked as a minor league strength and conditioning coach at multiple levels (2015-2019). He spent the 2020 season with the Reds in Goodyear, serving as Rehabilitation Strength and Conditioning Coordinator. For 2 off-seasons before joining the Reds, Will worked as a strength and conditioning coach for Major League Baseball's International Development Program, traveling abroad to Brazil, France and Sweden to teach players and coaches best practices of strength and conditioning. He will oversee all strength and conditioning for the players in the Reds' entire minor league system.

**ALEX PUSKARICH** - Strength & Conditioning Assistant Coordinator, MBA, CSCS, RSCC

Alex Puskarich is in his fifth year in the organization, his second as Assistant Strength and Conditioning Coordinator. He spent 2019 with Rookie Greeneville, 2018 at Class A Daytona and 2017 at Rookie Billings, all as a strength and conditioning coach. Alex earned his undergraduate degree in Exercise and Wellness from Arizona State University and his MBA with an emphasis in Leadership from Grand Canyon University. He is a Certified Strength and Conditioning Specialist (CSCS) and Registered Strength and Conditioning Coach (RSCC) through the National Strength and Conditioning Association. Prior to joining the Reds, Alex worked as the Strength and Conditioning Coordinator at Prospect Training Academy in Oak Creek, WI. He also worked as a performance coach at Foothills Acceleration and Sports Training in Peoria, AZ, where he conducted small group training for youth athletes. During his last semester at ASU, Alex completed an internship at Cressey Sports Performance in Hudson, MA, where he trained more than 100 athletes affiliated with Major League Baseball, colleges and high schools. Alex grew up in Madison, WI, where he played baseball and hockey at La Follette High School. He joined the U.S. Navy after high school and settled in Phoenix after his enlistment. He currently resides in Surprise, AZ with his wife, Ashley, and daughter, Presley.

WELLNESS



BECKY SCHNAKENBERG - Wellness Coordinator, MC, LPC

Becky Schnakenberg is in her third season as the organization's wellness coordinator, her 24th year in professional baseball. Through her company, she previously provided counseling and education services to multiple teams, including the Reds. She earned a bachelor's degree in Spanish and a master's in counseling and is a licensed professional counselor. She is the author of multiple language-learning baseball books, one of which is featured in a permanent exhibit in the Baseball Hall of Fame and Museum in Cooperstown. Becky has 2 daughters in college and in her free time enjoys working with military service members and traveling.



RAFAEL CASTILLO - Latin America Wellness Coach

Rafael Castillo is in his third season in the organization. He will work with the Reds' Dominican Republic academy players on the mental aspect of their games. Castillo holds a degree in sociology and specializes in education and sports psychology. He has more than 40 years' experience working with professional tennis players and has worked in professional baseball for the last 15 years.

2021 AFFILIATES

LOUISVILLE BATS - AAA

401 East Main St., Louisville, KY 40202
(502) 212-2287 * www.batsbaseball.com

Class / League / Season AAA / Triple-A East / 22nd
Stadium Louisville Slugger Field
President Vic Gregovits
Manager Pat Kelly
Pitching Coach Seth Etherton
Hitting Coach Alex Pelaez
Game Planning Coach Kevin Mahar
Athletic Trainer Steve Gober
Strength & Conditioning Coach Justin Bucko

DAYTON DRAGONS - ADVANCED A

P.O. Box 2107, Dayton, OH 45401
(937) 228-2287 * www.daytondragons.com

Class / League / Season A / High-A Central / 22nd
Stadium Day Air Ballpark
President & General Manager Robert Murphy
Manager Jose Moreno
Pitching Coach Brian Garman
Hitting Coach Daryle Ward
Development Coach Darren Bragg
Athletic Trainer Ryan Ross
Strength & Conditioning Coach Daniel Donohue

ARIZONA LEAGUE REDS - ROOKIE

3125 S. Wood Blvd., Goodyear, AZ 85338
(623) 932-6590

Class / League / Season Rookie / Arizona / 12th
Stadium Goodyear Ballpark
Manager Bryan LaHair
Pitching Coach Elmer Dessens
Development Coach, Pitching Derrin Ebert
Development Coach, Hitting Jordan Stouffer
Development Coach Julio Morillo
Development Coach Jason Camilli
Athletic Trainer Josh Hobson
Strength & Conditioning Coach Joel Canacoo
Strength & Conditioning Coach Cole Durham

CHATTANOOGA LOOKOUTS - AA

201 Power Alley, Chattanooga, TN 37402
(423) 267-2208 * www.lookouts.com

Class / League / Season .. AA / Double-A South / 3rd & 24th
Stadium AT&T Field
President Rich Mozingo
Manager Ricky Gutierrez
Pitching Coach Rob Wooten
Hitting Coach Todd Takayoshi
Development Coach Lenny Harris
Game Planning Coach Kyle Arnsberg
Athletic Trainer Andrew Cleves
Strength & Conditioning Coach Trey Strickland

DAYTONA TORTUGAS - A

105 E. Orange Ave., Daytona Beach, FL 32114
(386) 257-3172 * www.DaytonaTortugas.com

Class / League / Season A / Low-A Southeast / 7th
Stadium Jackie Robinson Ballpark
General Manager Jim Jaworski
Manager Gookie Dawkins
Pitching Coach Forrest Herrmann
Hitting Coach Darryl Brinkley
Development Coach Dick Schofield
Development Coach Reggie Williams
Athletic Trainer Wade Hebrink
Strength & Conditioning Coach Kyle Laughlin

DOMINICAN SUMMER LEAGUE REDS - ROOKIE

Baseball City, Boca Chica, Dominican Republic

Class / League Rookie / Dominican Summer
Stadium Reds Baseball Academy
Latin America Academy Director Juan Peralta
Manager Luis Terrero
Development Coach, Pitching Simon Mathews
Pitching Coach Luis Montañó
Development Coach, Hitting Jason Broussard
Coach Jeffrey Sierra
Coach Wilton Veras
Athletic Trainer Lauren Powers
Athletic Trainer Sam Tedtman
Athletic Trainer Assistant Jaime de los Santos
Strength & Conditioning Coach Rafael Hernandez
Strength & Conditioning Coach Eduardo Garcia
Video Assistant Luis Garrido

PLAYER DEVELOPMENT STAFFS

Louisville (AAA)



PAT KELLY - Manager

Pat Kelly returns for a third consecutive season as a manager at the minor league level after spending most of the 2018 season as Jim Riggleman's bench coach in Cincinnati. He began the 2018 season as the skipper at Class AAA Louisville but was promoted to the Major League staff on April 19, when Riggleman was named the Major League team's interim manager. In 2019 Kelly returned to manage Chattanooga, where he served as Lookouts skipper from 1993-1994. From 2015-2017, Kelly spent 3 years managing Class AA Pensacola. He also managed in the Reds' system at Class A Bakersfield in 2014 and from 2011-2013 at Rookie Billings, where he was 2012 Pioneer League Manager of the Year. In 2010 Kelly was the manager at Class A Lynchburg, and prior to that he spent the majority of 3 seasons as manager of the Rookie GCL Reds as well as director of Florida on-field operations and as a roving catching instructor. He began those duties in 2007 but left the post on July 3 of that season when Reds interim manager Pete Mackanin hired him as a bench coach. Kelly returned to his operations position full-time in 2008. In both 2010 and

2016, Pat was named Puerto Rican Winter League Manager of the Year. Kelly has spent 30 seasons managing in the minor leagues for 16 teams, including Richmond (2003-05), Syracuse (1999-2000), Ottawa (1997-98), Harrisburg (1995-96), Chattanooga (1993-94), Indianapolis (1991-92), Rockford (1991), Las Vegas (1990), Wichita (1988-89), Reno (1987) and Charleston (1986). He also served as pitching coach with Glens Falls (1985), the GCL White Sox ('84) and Niagara Falls ('83). Kelly was a catcher in the Angels, Blue Jays, Braves and White Sox systems and reached the majors in 1980 with Toronto. Pat, 65, resides in Sarasota, FL.



SETH ETHERTON - Pitching Coach

Seth Etherton is in his sixth season coaching in the Reds organization, his first at Class AAA. He also served as pitching coach in the Reds' system for Rookie Billings (2016-2017), Class A Dayton (2018-2019) and Class AA Chattanooga (2020). From 2013-2015, Seth was a Division I college pitching coach at the University of San Francisco. Before his coaching career, Etherton was the Angels' first-round draft pick in 1998 (18th overall) and went on to play in parts of 4 big league seasons with the Angels, Reds, A's and Royals. He also pitched in Mexico, Taiwan, Korea, Venezuela and the Dominican Republic before retiring in 2013. Etherton, 44, pitched at the University of Southern California. He lives in the Orange County, CA city of Monarch Beach with wife Summer and their 4 children.



ALEX PELAEZ - Hitting Coach

Alex Pelaez is in his 13th season in the organization, his first as the hitting coach at Class AAA Louisville after spending the previous 4 years in that role at advanced Class A Daytona. In 2019, his Tortugas batters led the Florida State League in hitting. Prior to his time in Daytona, he spent 3 seasons as the hitting coach at Class AA Pensacola. From 2011-2013, Alex served as the hitting coach at Class A Dayton and in 2010 performed the same duties for the Rookie level Billings Mustangs. In 2009, his first season as a professional coach, he was the hitting instructor for the Rookie GCL Reds. Alex served as hitting coach for Team Mexico in the 2017 World Baseball Classic and in the 2016 WBC Qualifiers. A 1998 draft pick for San Diego out of San Diego State University, Pelaez went on to play 8 minor league seasons for the Padres, Angels and Reds. He made his Major League debut in 2002, appearing in 3 games for San Diego. The former infielder collected his first Major League hit on May 16, 2002 off the Mets' Al Leiter. Alex, 44, resides in Chula Vista, CA.



KEVIN MAHAR - Game Planning Coach

Kevin Mahar is in his eighth season in the Reds organization, his second straight assignment to the coaching staff at Class AAA Louisville. He spent the shortened 2020 season assigned to the Reds' alternate spring training site in Mason, OH. Kevin spent the previous 3 years (2017-2019) as Class A Dayton's bench coach. He returned to the Reds organization in 2017 after working in private business in 2016. Kevin served as Class A Daytona's hitting coach in 2015, a role he also held for Rookie level Billings in 2013 and 2014. The former outfielder in the Texas and Philadelphia organizations played in parts of 7 professional seasons, including 7 games in the Major Leagues for the Rangers in 2007. He collected his first big league hit on May 17, 2007 off Tampa Bay's Scott Kazmir. Mahar is a graduate of Indiana University and earned second-team All-Big Ten honors in 2004. He resides in Jasper, Indiana with wife Atalie and children Malik, Stella and Nash.



JUSTIN BUCKO - Strength & Conditioning Coach, M.S., RSCC, CSCS, USAW


Justin Bucko is in his fifth season in the organization, his second at Class AAA Louisville. During the 2020 COVID-19 season, Justin worked at the Reds' alternate training site in Mason, OH. He was in Class A Dayton in 2019, and in 2018 he served as strength and conditioning coach at Rookie Billings. Following an internship in the Olympic sports department at the University of Maryland, he worked for the AZL Reds in 2017. Justin played 4 years of football at the University of Wisconsin-Platteville, where he completed his bachelor of science degree in physical education-health promotion, then became the head strength and conditioning coach of Milwaukee Lutheran High School before taking an internship with the University of Wisconsin. Following that internship with the Badgers, he began a 2-year stint volunteering at Georgetown University while he obtained his master of science degree in exercise science-sports performance training from Concordia of Chicago. Justin resides in Madison, WI with his wife, Marie.



STEVE GOBER - Athletic Trainer, ATC, CSCS

Steve Gober is in his sixth season in the organization, all assigned to the Bats. During the 2020 COVID-19 season, Steve worked at the Reds' alternate training site in Mason, OH. For 3 seasons from 2013-2015 he was an assistant athletic trainer on the Washington Nationals' Major League staff after serving the previous 7 seasons (2006-2012) as that organization's minor league medical and rehabilitation coordinator. Gober also has been involved in the development and implementation of rehab programs for Major League players. His tenure with Washington included stints with the Brevard County Manatees (2002-2004) and Potomac Nationals (2005). Steve entered professional baseball in 1999 as strength and conditioning intern for the Class A Capital City Bombers in the Mets organization, then served as New York's minor league strength and conditioning coordinator from 2000-2001. He served as a CSCS and athletic training consultant for the SK Wyverns of Korean Baseball after the 2000 season and as athletic trainer for Peoria of the Arizona Fall League in 2004. During the 2000-2004 off-seasons, he worked in physical therapy clinics and served as an athletic trainer for several high schools in the Washington, D.C. and northern Virginia areas. Steve was on an educational board as an industry advisory council member for American Public University and spoke at several youth and collegiate sports organizations. He presented at the 2013 injury prevention workshop in Washington, D.C. and at PBATS' 2017 spring training seminar. Gober played golf and baseball at Shenandoah University while earning a degree in kinesiology/sports medicine in 1998. He enjoys archery hunting, gardening and is a collector of fine wines. Steve resides in Pennsylvania with wife Michelle and their 3 daughters.

Chattanooga (AA)



RICKY GUTIERREZ - Manager

Ricky Gutierrez is in his fifth season in the organization, his second assigned as manager at Class AA. In 2017, his first with the Reds, he served as the Class A Daytona's bench coach before managing the Tortugas in 2018 and 2019. The former Orioles first-round draft pick was a career .266 hitter during 12 Major League seasons with the Padres, Astros, Cubs, Indians, Mets and Red Sox. He was a member of the 2004 World Series champion Red Sox. His first Major League hit came off the Pirates' Randy Tomlin on 4/14/93 in San Diego. Ricky connected off the Dodgers' Ramon Martinez for his first Major League home run on 6/10/93, also at Jack Murphy Stadium. In a 6/26/1998 plate appearance against Cleveland's Bartolo Colon, Gutierrez, then with the Astros, struck out on the 20th pitch of the at-bat.




ROB WOOTEN - Pitching Coach

Rob Wooten is in his first season as a professional coach. A righthanded pitcher from the University of North Carolina, Wooten enjoyed an 11-year playing career, including 3 seasons in the Majors with the Milwaukee Brewers (2013-2015). He spent the last 3 years of his professional career in the Reds' minor league system. Wooten appeared at every level in the minor league system and also pitched in the prestigious Arizona Fall League (2009), Dominican Winter League (2016-17) and Venezuelan Winter League (2012-13). He missed the entire 2010 season after undergoing "Tommy John" surgery on his right elbow. He recovered and made his Major League debut on July 26, 2013 in the Brewers' 8-3 loss to the Rockies at Coors Field. The first big league batter Wooten faced was Todd Helton, who collected an RBI-single. Two innings later, he fanned Helton for his first Major League strikeout. Rob, 35, resides in Sanford, NC with wife Katie, daughter Markie, 7, and sons Winston, 5, and Wicker Wrigley, 2.



TODD TAKAYOSHI - Hitting Coach

Todd Takayoshi is in his sixth season in the organization and his first as the hitting coach at Class AA Chattanooga. He spent the previous 4 seasons as the hitting coach for the Reds' rookie-level Arizona League team in Goodyear. In 2016, he served as the hitting coach at Rookie Billings after spending the previous 3 years as the assistant hitting coordinator for the Los Angeles Dodgers. Prior to his tenure with the Dodgers, Takayoshi spent 11 years as a coach in the Angels' organization, where he was the club's roving hitting coordinator from 2007-2012 while serving in a dual role in 2011 as the Angels' field coordinator. A 2-time minor league batting champion, Takayoshi was a left-handed hitting catcher who spent 4 years in the Angels' minor league system from 1993-96 and 2 more seasons with Reno in the independent Western League from 1997-98. Todd, 50, lives in Spanaway, WA.



LENNY HARRIS - Development Coach

Lenny Harris is in his fifth year as a coach in the Reds' minor league system, his second assignment at Class AA Chattanooga. His title changes this year from bench coach to development coach. All as a bench coach, Lenny worked for the AZL Reds in 2017, at Class AA Pensacola in 2018, at Class A Daytona in 2019 and was assigned to Chattanooga last year. Harris played for the Reds from 1988-1989 and again from 1994-1998. He was selected by the Reds in the fifth round of the June 1983 draft. Before joining the Reds' player development staff, Lenny spent the previous 5 seasons in the Marlins organization, working as third base coach in 2016 and parts of 2015. He also worked as the Marlins' assistant Major League hitting coach and coached on their Gulf Coast League team. Before joining the Marlins, Lenny spent 3 seasons in the Dodgers organization as a hitting coach at the minor league level. He began his Major League coaching career in 2008 as hitting coach for the Nationals after serving parts of 2 seasons as Washington's minor league field coordinator. Harris played 18 Major League seasons with the Reds, Dodgers, Mets, Rockies, Diamondbacks, Brewers, Cubs and Marlins. He ended his career as Major League Baseball's all-time pinch-hits leader with 212.



KYLE ARNSBERG - Game Planning Coach

Kyle Arnsberg is in his second season in the organization, his first as game planning coach at Class AA Chattanooga. Last season, Kyle worked as the video/technology assistant for Class AAA Louisville and was assigned to the Reds' alternate spring training site in Mason, OH. He joined the Reds after spending the 2019 season as the player development associate for the Phillies' Class AAA Lehigh Valley affiliate, where he produced advance scouting materials using TruMedia and led pitching, hitting, defense and baserunning meetings before each series. Arnsberg also administered technology for player evaluations and charted games. Prior to joining the Phillies' organization, Kyle was the bullpen catcher for the Yankees in 2015 and 2016, then spent a year and a half in their player development department. He played baseball at Louisiana Tech and was drafted by the Red Sox in 2009 and by the Cardinals in 2011. Arnsberg has a bachelor's degree in business marketing and a master's degree in business administration, both from Louisiana Tech. He lives in East Point, GA.



ANDREW CLEVES - Athletic Trainer, ATC

Andrew Cleves is in his ninth season in the organization, his first at Class AA Chattanooga after spending 5 years assigned as athletic trainer for Class A Dayton (2015-2016, 2018-2020). He spent the 2017 season working at advanced Class A Daytona and also has been an athletic trainer for Reds affiliates at Rookie Billings (2014) and the Dominican Summer League (2013). In 2011, Andrew interned with the Major League club in Cincinnati. A graduate of Cincinnati Hills Christian Academy High School, in 2012 Cleves earned a bachelor's degree in athletic training from Xavier University. Andrew lives in Cincinnati with wife Amy and sons Jacob and Bryson.



TREY STRICKLAND - Strength & Conditioning Coach, M.S., CSCS

Trey Strickland is in his seventh season with the organization, his second assigned as the strength and conditioning coach for Class AA Chattanooga. During the shortened 2020 season, Trey worked at the Reds' alternate training site in Mason, OH. He spent the 2019 season at advanced Class A Daytona and worked the 2018 and 2017 seasons as strength and conditioning coach for Class A Dayton. Trey was the strength and conditioning assistant for the Major League club in 2015 and strength and conditioning coach for Rookie Billings in 2016. Prior to working in professional baseball, Strickland coached baseball and strength and conditioning for the Darton State College Cavaliers in Albany, GA. He received his bachelor's degree in exercise and sport science from the University of Georgia in 2013 and his master's degree in sport and fitness management from Troy University in 2015. Trey lives in Carrollton, GA.

Dayton (Advanced A)



JOSE MORENO - Manager

Jose Moreno is in his second season in the organization and his first at Class A Dayton after working in 2020 assigned as manager of the Reds' rookie Arizona League affiliate in Goodyear. Prior to joining the Reds, Jose spent 19 years with the Mariners organization, managing at multiple levels (most recently at short-season Class A Everett) and serving as Latin American field coordinator for 4 seasons. He also spent 5 seasons as the third base coach with Cardenales de Lara in the Venezuelan Winter League (2005-2009) and 3 seasons with that team as manager, including back-to-back Venezuelan Winter League championship years in 2019 and 2020.



BRIAN GARMAN - Pitching Coach

Brian Garman is in his second season in the organization, assigned both years as the pitching coach at Class A Dayton. Prior to joining the Reds organization, he spent 2 years as a pitching coach in the Angels' minor league system, for Inland Empire in 2018 and for Orem in 2019. Before working with the Angels, Brian coached at the University of Northwestern Ohio and for the Lima Locos of the Great Lakes Summer Collegiate League. Brian grew up in Wapakoneta, OH, played baseball at the University of Cincinnati and pitched 4 years in the Brewers organization (2010-2013), reaching Class AA in just his second full professional season.


DARYLE WARD - Hitting Coach

Daryle Ward is in his sixth season as a professional coach. After spending the last 2 years assigned as Chattanooga's hitting coach, Daryle returns to Dayton, where he served as the Dragons' hitting coach in 2017 and 2018. In 2016, he joined the organization as the hitting coach for the rookie level Arizona League Reds. The son of Major League All-Star Gary Ward, Daryle is a career .263 batter over 11 big league seasons with the Astros, Dodgers, Pirates, Nationals, Braves and Cubs. He belted a career high 20 home runs for Houston in 2000. Daryle, 45, was born in Los Angeles and currently resides in Riverside, CA.


DARREN BRAGG - Development Coach


Darren Bragg is in his 15th season in the organization, returning to Class A Dayton with the new title of development coach. He was the Dragons' hitting coach in 2007 and 2008. Bragg was slated to serve as Class A Daytona's bench coach in the 2020 season interrupted by the COVID-19 pandemic. He spent the 2019 season as bench coach at Class AA Chattanooga and filled the same role in 2018 at Class AAA Louisville. Prior to that, Darren spent parts of the previous 10 years as the Reds' minor league outfield coordinator. He held that position until April 19, 2018, when Pat Kelly was promoted to Cincinnati, Dick Schofield was promoted to Louisville manager and Bragg took over Schofield's role as the Bats' bench coach. A Connecticut native, Bragg enjoyed a 14-year professional playing career that included parts of 11 seasons in the Major Leagues with Seattle (1994-96), Boston (1996-98), St. Louis (1999), Colorado (2000), New York Mets (2001), New York Yankees (2001), Atlanta (2002-2003), San Diego (2004) and Cincinnati (2004). He attended Georgia Tech and in 2002 was inducted into that university's Hall of Fame. In 1989 he set an NCAA record with 73 walks and in both 1990 and 1991 earned All-ACC honors. He also played for Team USA in the 1990 Goodwill Games.


RYAN ROSS - Athletic Trainer, M.S., ATC, CSCS

Ryan Ross is in his fifth season with the organization and his sixth in professional baseball. He joins the Dayton Dragons staff after spending the 2020 COVID-19 season as the contact tracer for the Major League team. Over the previous 2 seasons, Ryan worked with Class A Daytona. He spent the 2017-2018 seasons with the Reds' rookie league affiliates in Greenville and Billings. Ryan began his career in professional baseball in 2016 with the Los Angeles Angels' player development system. Before working in professional baseball, Ryan served as the primary athletic trainer for the baseball and women's soccer programs at St. John's University, and in 2013 he worked for the NFL's New York Jets as a season-long intern. He earned his bachelor and master's degrees from Seton Hall University. Ryan currently resides in Matawan, NJ with his fiancé Alexis.


DANIEL DONOHUE - Strength & Conditioning Coach, M.S., RSCC, CSCS, PES, CES, FRCms, FMS-1, CCC

Daniel Donohue is in his second season in the organization assigned as the strength and conditioning coach for the Dayton Dragons. His previous work experience includes positions in collegiate and professional baseball. Donohue received internships at the University of Tampa (2014-2016) and Monmouth University (2016-2017) before he was hired as assistant strength coach at Embry-Riddle Aeronautical University (2017-2018). During the 2018 season, he joined the Arizona Diamondbacks as an intern with their NextGen Team working in the Arizona League. In 2019, Donohue was a strength coach with the San Diego Padres in the Dominican Republic. Dan resides in Sea Girt, NJ.

Daytona (A)

TRAVIS "GOOKIE" DAWKINS - Manager

Gookie Dawkins is in his seventh season in the organization, his first as manager of the Daytona Tortugas. He was slated to manage Class A Dayton in 2020 before the COVID-19 pandemic canceled the season. Dawkins spent the 2019 and 2018 seasons as manager at rookie league Greenville, piloting the team in its first 2 seasons of existence. In 2017, he was manager Pat Kelly's hitting coach at Class AA Pensacola. Following the 2017 regular season, Gookie performed hitting coach duties in the prestigious Arizona Fall League for Scottsdale. Prior to 2017, he worked as hitting coach for Class A Daytona (2016) and the AZL Reds (2015). Following a 15-year professional playing career, Dawkins in 2015 returned to the organization that selected him in the second round of the June 1997 draft. He spent time playing in the minor league systems of the Reds, Dodgers, Royals, Cubs, Tigers, Pirates, Mariners, Phillies, White Sox and Marlins. He also played in parts of 4 Major League seasons with Cincinnati (1999, 2000, 2002) and Kansas City (2003). He won a gold medal while playing for Team USA in the 2000 Sydney Olympics, a tournament capped by a 4-0 upset of perennial champion Cuba. Travis, 41, resides in Spartanburg, SC.



FORREST HERRMANN - Pitching Coach

Forrest Herrmann is in his second season in the organization, his first at Class A Daytona. Last year, he was slated to serve as the pitching coach at Rookie Billings before the COVID-19 pandemic canceled the minor league season. With the 2020 season canceled, Forrest trained Reds pitchers remotely and individually in his home city of St. Louis. He also assisted with scouting reports and managed a collegiate summer league team. Forrest was the pitching strategist with the Mariners during the 2019 campaign. Prior to joining Seattle, he spent 3 years at Premier Pitching Performance in St. Louis, MO, and rose to Director of Pitching Development in 2018. In January 2020, he completed Driveline Baseball Coaches Certification: Foundations of Pitching. Herrmann played baseball at the University of Evansville.




DARRYL BRINKLEY - Hitting Coach

Darryl Brinkley is in his sixth season in the organization, his first at Class A Daytona. Before the COVID-19 pandemic canceled the 2020 minor league season, Darryl was scheduled to serve as Class A Dayton's hitting coach. He spent the 2018 and 2019 seasons as the hitting coach at rookie Billings and Greeneville. In 2017, he served as bench coach at Class AAA Louisville. Brinkley joined the Reds' player development system in 2016 as hitting coach for the Dominican Summer League team following a stint as hitting coach for the Dodgers' Pioneer League affiliate in Ogden. He began his coaching career in 2010 as the manager of the Yuma Scorpions of the Golden Baseball League and also served as a hitting coach for 4 years in the Mexican League and for 5 seasons in the Mexican Winter League. Darryl signed with the Padres in 1995 after graduating from Sacred Heart University. He played 16 seasons professionally, including 6 minor league seasons with the Padres, Pirates and Orioles and 9 seasons in the independent leagues, where he was named by *Baseball America* the Independent League Player of the Year in 2007 after becoming the first player to ever bat .400 in the Northern League. As a player, he spent 5 seasons in the Mexican Winter League playing for Cuauhtlan, Mazatlan, Mexicali and Los Mochis and in 2018 was inducted into the Caribbean Series Hall of Fame. Darryl resides in Norwalk, CT with wife Gail and son Darryl Jr..



DICK SCHOFIELD - Development Coach

Dick Schofield is in his ninth season in the organization. He will work alongside Reggie Williams as development coaches for Class A Daytona, a position new to the Reds system in 2021. Dick was expected to manage the Tortugas in 2020 until the COVID-19 pandemic canceled the season. He spent the 2018 and 2019 seasons with Class AAA Louisville, serving as bench coach in 2019. In 2018, he began the season as the Bats' bench coach but took over as Louisville's manager after Pat Kelly was promoted to the Major League staff on April 19. Schofield served as Class AA Pensacola's bench coach in 2017 and hitting coach in 2013. In 2016 for the Class A Dayton Dragons, Dick served as manager, a position he also held at rookie Billings from 2014-2015. Before joining the Reds, Schofield worked in the Angels' minor league system as a hitting coach for their rookie league AZL team (2007-2010) and Class A Inland Empire (2011). He was the Halos' roving infield coordinator in 2012. The former shortstop played 14 Major League seasons with the Angels, Mets, Blue Jays and Dodgers and led the American League in fielding percentage 4 times. Schofield played on the Angels' 1986 Western Division championship club, hitting .300 in that year's ALCS against the Red Sox, and was a member of Toronto's 1993 World Series championship team. In Game 3 of that '86 ALCS, he belted a home run off Dennis "Oil Can" Boyd. A native of Springfield, IL, Schofield was selected by the Angels in the first round (third overall) of the 1981 draft. He resides in Camdenton, MO and has 4 children.



REGGIE WILLIAMS - Development Coach

Reggie Williams is in his fourth year in the organization. Alongside Dick Schofield, he will work this year as a development coach for Class A Daytona; a position new to the Reds system in 2021. Before the COVID-19 pandemic canceled the 2020 season, Williams was scheduled to work his third season as the bench coach at Rookie Greeneville. He joined the Reds organization in 2018 after working in the Brewers' system from 2009-2016, first as baserunning and outfield coordinator and then as a coach for Class A Brevard County and Rookie Helena. Prior to his time with the Brewers, Reggie spent 13 seasons as the vice president of community relations with the Class AAA Memphis Redbirds (1997-2009). While with the Redbirds, he also worked as a radio/TV broadcaster. From 1991-1997, Reggie was a teacher and a principal in the Memphis City School District. Each off-season, he serves as an adjunct professor at the University of Memphis. Selected by the Dodgers in the 13th round of the 1982 draft, Williams spent 4 seasons in the Major Leagues with Los Angeles (1985-87) and Cleveland (1988). He was the Dodgers' Rookie of the Year in 1989 and the Rangers in 1990. He received his master's degree in teaching from the University of Memphis in 1994 and 3 years later earned a second master's degree in school supervision and administration. As an undergraduate at Southern University in 1982, he earned the Presidential Scholarship Award for the highest grade point average in the athletic department (3.45).



WADE HEBRINK - Athletic Trainer, M.S., ATC, CES

Wade Hebrink is in his fifth season in the organization, his first at Class A Daytona. He was slated to work at Rookie Greeneville in 2020 until the COVID-19 pandemic canceled the season. In 2019, Wade was the athletic trainer for the rookie league Arizona League Reds and spent the previous 2 years working for the Dominican Summer League team. Wade has also been the athletic trainer for the Indios de Mayaguez of the Roberto Clemente Professional Baseball League (Puerto Rican Winter League) for the past 2 winter league seasons. The Lake Mills, IA native earned his bachelor's degree in athletic training from the University of Northern Iowa in 2014 and master's degree in Exercise Science from Syracuse University in May 2016. Hebrink holds certifications in CPR/AED, SASTM, Dry Needling, Blood Flow Restriction rehabilitation and Corrective Exercise Specialist (CES).



KYLE LAUGHLIN - Strength & Conditioning Coach, CSCS, RSCC

Kyle Laughlin is in his fourth season of professional baseball, his second in the organization. Kyle was slated to work at Rookie Billings in 2020 until the COVID-19 pandemic canceled the season. In 2019, Laughlin served as a strength and conditioning coach for the Rangers' Dominican Summer League affiliate. In 2018, he held internships with both the Arizona Diamondbacks and Texas Rangers. He graduated with a bachelor's degree in kinesiology from Indiana University in 2017. Kyle resides in Indianapolis, IN.

AZL Reds (Rookie)



BRYAN LAHAIR - Manager

Bryan LaHair is in his first season as manager of the Arizona League Reds, his fourth in the organization after spending the last 3 years on the staff at Rookie Billings. He was expected to return as rookie league Billings manager in 2020 until the COVID-19 pandemic canceled the season. He managed the Mustangs to a postseason berth in 2019. LaHair made his professional coaching debut in 2018 as the Mustangs' hitting coach. The 2012 National League All-Star played in parts of 3 big league seasons with the Mariners (2008) and Cubs (2011-2012). Selected by Seattle in the 39th round of the June 2002 first-year player draft, he was named Mariners Minor League Most Valuable Player in 2006. In 2011, he was named Cubs Minor League Player of the Year, MVP of the Pacific Coast League, received the Joe Bowman Award after leading all minor league players in home runs, was named a *Baseball America* All-Star as the DH and was voted *Baseball America's* winter leagues Player of the Year. Three times played for Team USA's national team (2005 World Cup, 2006 regional Olympics qualifier, 2007 Olympics qualifiers). LaHair made his Major League debut

for Seattle on July 18, 2008 vs Cleveland and collected his first career hit 3 days later vs Boston, a single off Daisuke Matsuzaka. The Worcester, MA native amassed 164 home runs and a .288 batting average over 1,081 career minor league games. In 2013, Bryan played for the Fukuoka Soft Bank Hawks in Japan's Pacific League. Before playing professionally, he was recognized by Gatorade as the 2000 Massachusetts High School Player of the Year (Holy Name Central High School in Worcester, MA).



ELMER DESSENS - Pitching Coach

Elmer Dessens is in his ninth season in the organization, all as pitching coach for the rookie league Arizona League Reds. He pitched in parts of 14 Major League seasons with the Pirates, Reds, Diamondbacks, Dodgers, Royals, Brewers, Rockies, Braves and Mets. Dessens signed with the Pirates as an amateur free agent in 1993. In his Major League debut on June 24, 1996, he started against Hall of Famer Pedro Martinez in Montreal. Dessens went 28-27, 3.94 in 3 seasons as a member of the Reds' staff, including an 11-5 season in 2000, a 200-innings season in 2001 and a year in which he posted an impressive 3.03 ERA in 178 innings in 2002. He appeared in 1 game for the Dodgers in the 2004 NLDS against the Cardinals. Elmer pitched in the Mexican League and Japanese League and appeared in the 2006 World Baseball Classic as a member of Team Mexico. He finished his playing career in 2010 and resides in Hermosillo, Mexico.



DERRIN EBERT - Development Coach, Pitching

Derrin Ebert is in his 10th season in the organization, his first as pitching development coach. He'll work out of the Reds' player-development complex in Goodyear. Derrin was slated to manage rookie league Greenville in 2020 until the COVID-19 pandemic canceled the season. In 2019, he served as the pitching coach at rookie Billings, a post he also held for 2 seasons in 2014 and 2015. In 2018, Derrin was on the Reds' Major League coaching staff and in the off-season served as pitching coach for the Scottsdale Scorpions in the prestigious Arizona Fall League. He spent the 2012-2013 seasons as pitching coach for the Rookie AZL Reds and the 2016-2017 seasons as pitching coach for Class A Dayton. Selected by Atlanta in the 18th round of the 1994 free-agent draft, Ebert made all 5 of his Major League appearances for the Braves in 1999 at the age of 22. He also pitched in the minor league systems of the Royals, Diamondbacks, Cubs, Brewers and Red Sox. Derrin retired as a professional player following the 2005 season. He received his associate of arts degree from Estrella Mountain College in 2008 and a bachelor's in secondary education

(history) from Arizona State University in December 2009. Derrin lives in Litchfield Park, AZ with wife Lacey and children Kinzy, Cassie, Brody and Cody.



JORDAN STOFFER - Development Coach, Hitting

Jordan Stouffer is in his second season as a professional coach, his first in the newly-minted role of hitting development coach. He'll work out of the Reds' player development complex in Goodyear. Jordan last year was expected to work as the hitting coach at rookie league Billings until the COVID-19 pandemic canceled the season. He is the owner of Rounding Third Baseball Performance in Fort Collins, CO, where he specializes in training hitters. Jordan is an NSCA-certified strength and conditioning specialist and NESTA biomechanics specialist. In addition, Jordan was the hitting coach at the University of Northern Colorado and Santa Barbara City College after a successful playing career at Metro State University, where he ranks second all-time in career and single-season home runs. He resides in Fort Collins, CO with wife Caitlin and children Breck and Madden.



JULIO MORILLO - Development Coach

A native of Barinas, Venezuela, Julio Morillo is in his second season as a professional coach, his first in the newly-formed role of development coach. Julio was expected to serve as bench coach for Rookie Billings in 2020 until the COVID-19 pandemic canceled the minor league season. Instead, he worked as a catching instructor at the Reds' alternate spring training site in Mason, OH. Before embarking on his coaching career, he spent 5 years as baseball operations assistant and Spanish language translator for the Major League team. Julio was signed by the Reds as an undrafted free agent in 2009, after he graduated from Colegio San Juan Bautista de la Salle. After 7 seasons in the organization as a catcher, he joined the front office in 2016 as a member of the Major League team's traveling party in the baseball operations assistant and Spanish language translator role. Morillo resides in Goodyear, AZ with wife Maggie.



JASON CAMILLI - Development Coach

Jason Camilli is in his first season in the organization and will work as development coach for the rookie league Arizona League Reds. Most recently the Diamondbacks' Class AAA hitting coach, he spent 9 years with the Arizona organization as a hitting coach at all levels (2012-2020). Previously, Jason was a hitting coach in the Expos/Nationals organization (2004-2008). A native of Phoenix, Jason was a second-round pick (44th overall) in 1994 by the Montreal Expos out of Thunderbird High School and played professionally for 9 seasons. Jason will assist in all areas of the skill development of our players in Goodyear with an emphasis on infield defense. Jason and wife Megan live in Peoria, AZ and are the parents of daughters Jady and Jordyn.



JOSH HOBSON - Athletic Trainer, M.Ed., ATC

Josh Hobson is in his fifth season as a full-time athletic trainer in the organization. Josh was slated to work at rookie league Billings in 2020 until the COVID-19 pandemic canceled the season. He spent the 2019 season at rookie Greenville and 2018 at rookie Billings. In 2015, he completed an internship at Billings and in 2016 held a seasonal position at the Reds' Dominican Republic training complex before holding a full-time position there in 2017. Josh graduated in 2015 from the University of Evansville with a bachelor's degree in athletic training and in 2016 from the University of Akron with a master's degree in sports administration. He resides in Courtland, KS.



JOEL CANACOO - Strength & Conditioning Coach, M.S., CSCS, USAW-1

Joel Canacoo is in his second season in the organization. He was expected to work at rookie league Greenville in 2020 until the COVID-19 pandemic canceled the minor league season. Joel joined the Reds after 5 years at Cal Lutheran University, his alma mater and where he most recently served as an assistant strength and conditioning coach and also as coordinator of the Forrest Fitness Center and Summer Sports Camps. He is an NSCA Certified Strength and Conditioning Specialist (CSCS) and USA Weightlifting (USAW) Level 1 Sports Performance Coach. He has a bachelor's degree in exercise science from California Lutheran University and masters' degrees in sport science and coaching education from East Tennessee State University and in performance science from Setanta College. Born and raised in Ghana, Joel moved to the United States in 2006 at the age of 13. He lived in New York before moving to Thousand Oaks, CA, where he still lives.



COLE DURHAM - Strength & Conditioning Coach, CSCS, RSCC

Cole Durham is in his fifth season in the organization, his fourth with the Arizona League Reds. He worked for Class AAA Louisville in 2017 and spent the previous 4 years (2013-2016) as a minor league strength and conditioning coach with Pittsburgh, working in Bradenton, FL with the Pirates' Gulf Coast League and Florida State League teams, along with rehabilitating players. He also worked Major League spring training camp. Prior to his baseball career, Durham was a strength and conditioning intern for Texas Tech University (2006-2007), a strength and conditioning specialist for Central Texas Tennis Academy (2007-2011) and a strength and conditioning graduate assistant at Texas State University (2011-2013). He graduated from Texas Tech in 2006 with a bachelor's degree in exercise and sports science with a minor in health and from Texas State in 2013 with a master's degree in physical education with specialization in exercise and sports science. Cole resides in Lockhart, TX.

Dominican Summer League (Rookie)

LUIS TERRERO - Manager

Luis Terrero is in his first season as a manager at the professional level, taking the helm for the Dominican Summer League Reds. Before the COVID-19 pandemic canceled the 2020 season, Luis was expected to return as rookie league Greenville's hitting coach, the same position he held in 2019. He also worked as a hitting coach in the Reds' player development system in 2018 and 2017. Originally signed by the Diamondbacks in 1998 as an amateur free agent, the former Reds farmhand spent 19 seasons in professional baseball. Terrero made his Major League debut in 2003 with Arizona and played parts of 5 seasons for the Diamondbacks (2003-2005), Baltimore Orioles (2006) and Chicago White Sox (2007). The outfielder also played 17 seasons in the Caribbean winter leagues and spent 1 year in Japan's NPB. He lives in Santo Domingo, DR with wife Marisol and children Gabriella, Luis Enrique Jr., Jesus Gabriel and Benjamin.


LUIS MONTAÑO - Pitching Coach

Luis Montaño is in his 10th season as a pitching coach for the Reds' Dominican Summer League team. He was signed by the Reds in 2003 and advanced to Class AA. He has 4 children, Laisha, 21, Nayeli, 19, Joshua, 12 and Milan Jose, 3.


JASON BROUSSARD - Development Coach, Hitting

Jason Broussard is in his first season in the organization following 2 seasons as a coach/scout with the St. Louis Cardinals. He will oversee the implementation of the Reds' hitting program in the Dominican Republic Academy, with a special emphasis on developing individualized training plans to encourage efficient, explosive movement patterns and strong offensive fundamentals. Prior to joining the Cardinals for the 2019 and 2020 seasons, Jason spent 6 years working as an assistant coach at Eastern Florida State College (2013-2017), where he oversaw hitting, catching and infield play, and at Southern Illinois (2018), where he worked with hitters and catchers. After growing up in Panama, Jason graduated from the University of Central Florida and earned a master's degree in sports science and sports coaching from the United States Sports Academy.


JEFFRY SIERRA - Coach

Jeffry Sierra enters his seventh season as a coach in the organization. In addition to his on-field duties, Sierra oversees video operations at the Reds' Dominican Republic Academy. Sierra signed with the Reds as an amateur free agent in 2007 and progressed to Class A Dayton as an infielder before converting to a pitcher in his final professional season in 2014. Sierra lives in San Cristobal, DR with wife Rossi, sons Jeffry and Marco and daughter Samirha.


WILTON VERAS - Coach

Wilton Veras is in his third season as a coach for the Reds' Dominican Summer League affiliate. He played professionally from 1995-2010, including 2 seasons in the Major Leagues with the Boston Red Sox (1999-2000). Prior to his time with the Reds, Veras worked as a hitting coach in the Red Sox organization. He was a coach for the DSL Red Sox from 2012-2015, for the Lowell Spinners in 2016 and for the Greenville Drive from 2017-2018.



LAUREN POWERS - Athletic Trainer, M.S., ATC, CSCS

Lauren Powers is in her third season in the organization. She previously interned in the Los Angeles Dodgers organization (2017) as well as with the Arizona League Reds in 2018. She worked with the baseball team at the University of Arizona (2014-2016) and with the football and basketball teams at the University of San Diego (2017-2018). Lauren earned her bachelor's degree in physiology with a minor in nutrition from the University of Arizona and her master's degree in athletic training from Northern Arizona University. She resides in Gilbert, AZ.



SAMUEL TEDTMAN - Athletic Trainer, MS, ATC, CSCS

Samuel Tedtman is in his second season as a full-time member of the organization. He was an intern in the Reds' medical department in 2017 and worked in the Kansas City Royals organization in 2019. Sam has a bachelor of science degree from Wilmington College, where he played football, and a master's degree in kinesiology from Texas A&M-Kingsville, where he worked with the baseball team. He is also a certified strength and conditioning specialist through the NSCA. Sam currently resides in Louisville, KY.



JAIME DE LOS SANTOS - Athletic Trainer Assistant, CPT

Jaime de los Santos is in his fourth season with the organization as an athletic trainer assistant for the Dominican Summer League Reds. He previously worked with the Dominican Association of Rehabilitation (2009-2017) and with the Cardiac Rehabilitation Department, Cedimat (2017). Jaime received his bachelor's degree in rehabilitation with a focus on physical therapy from the Catholic University Santo Domingo. He's married with 2 children and lives on the east side of Santo Domingo City, DR.



RAFAEL HERNANDEZ - Strength & Conditioning Coach, USAW, FMS, FRC

Rafael Hernandez is in his ninth season in the organization, all as a strength and conditioning coach in the Dominican Republic for the organization's baseball academy and rookie Dominican Summer League teams. He recently graduated with a bachelor's degree in education from the UTE University in the Dominican Republic. In 2015, Rafael earned his degree in physiotherapy from UFHC University of Santo Domingo. He holds CrossFit L1 certification as well as Level 1 Sports Performance certification through the USAW along with Level 1 Functional Moving Screen certification and Functional Range Conditioning certification. He resides in Santo Domingo, DR with wife Martha and daughter Manuela, 7.



EDUARDO GARCIA - Strength & Conditioning Coach, CPT

Eduardo Garcia is in his seventh season in the organization as a strength and conditioning coach. He is certified through the NCSF with an athletic training certification in physiotherapy from the University Federico Henriquez Carvajal and also has a degree from Uneatlantico University as a specialist in nutrition as applied to sports. Garcia resides in Santo Domingo, DR with wife Kirsy Sencion, 6-year-old son Erick David and 3-year-old son Eyden Daniel.



LUIS GARRIDO - Video Assistant

Luis Garrido is in his fourth year working in the Reds organization at the club's Dominican Academy. Born in Puerto Rico, Luis moved to the Dominican Republic where he has lived since age 9. Prior to joining the Reds, he studied business administration at Universidad Nacional Pedro Henriquez Ureña.

REDS MINOR LEAGUE AFFILIATES THROUGH THE YEARS
AAA (1946 - present)

Louisville Bats --- 2000-present
 Indianapolis Indians --- 1993-99
 Nashville Sounds --- 1987-92
 Denver Zephyrs --- 1985-86
 Wichita Aeros --- 1984
 Indianapolis Indians --- 1968-83
 Buffalo Bisons --- 1966-67
 San Diego Padres --- 1962-65
 Indianapolis Indians --- 1961
 Havana Sugar Kings --- 1955-60
 Tulsa Oilers --- 1954
 None --- 1951-53
 Syracuse Chiefs --- 1946-50

AA (1927 - present)

Chattanooga Lookouts --- 1988-2008, 2019-present
 Pensacola Blue Wahoos --- 2012-18
 Carolina Mudcats --- 2009-11
 Vermont Reds --- 1984-87
 Waterbury Reds --- 1980-83
 Nashville Sounds --- 1978-79
 Three Rivers Eagles --- 1971-77
 Asheville Tourists --- 1968-70
 Knoxville Smokies --- 1965-67
 Macon Peaches --- 1963-64
 None --- 1961-62
 Nashville Vols --- 1955-60
 None --- 1954
 Tulsa Oilers --- 1948-53
 None --- 1946-47
 Syracuse Chiefs --- 1941-45
 Indianapolis Indians --- 1939-41
 Syracuse Chiefs --- 1937-38
 Toronto Maple Leafs --- 1934-36
 None --- 1932-33
 Columbus Red Birds --- 1931
 Columbus Senators --- 1927-30

A (1933 - present)

Dayton Dragons --- 2000-present
 Daytona Tortugas --- 2015-present
 Bakersfield Blaze --- 2011-14
 Lynchburg Hillcats --- 2010
 Sarasota Reds --- 2005-09
 Potomac Cannons --- 2003-04
 Stockton Ports --- 2002
 Mudville Nine --- 2001
 Clinton LumberKings --- 1999-2000
 Rockford Reds --- 1999
 Burlington Bees --- 1997-98
 Charleston Wheelers --- 1990-98
 Winston-Salem Spirits --- 1993-96
 Cedar Rapids Reds --- 1980-92
 Greensboro Hornets --- 1988-89
 Tampa Tarpons --- 1963-87
 Eugene Emeralds --- 1975-83
 Greensboro Hornets --- 1979
 Shelby Reds --- 1978
 Seattle Rainiers --- 1973-74
 Sioux Falls Packers --- 1971, 1966-69
 Peninsula Grays --- 1964-66
 Cedar Rapids Red Raiders --- 1963-64
 Rocky Mount Leafs --- 1963

Macon Peaches --- 1962
 Columbia Reds --- 1960-61
 Savannah Redlegs --- 1956-59
 Albuquerque Dukes --- 1958
 Columbia Reds --- 1946-55
 Charleston Senators --- 1949-51
 None --- 1940-45
 Albany Senators --- 1938-39
 Waterloo Red Hawks --- 1937
 None --- 1935-36
 Topeka Senators --- 1933-34

Rookie (1967 - present)

Arizona League Reds --- 2010-present
 Greenville Reds --- 2018-20
 Billings Mustangs --- 1974-2020
 Gulf Coast Reds --- 1999-2009
 Princeton Reds --- 1991-96
 Gulf Coast Reds --- 1984-90
 Melbourne Reds --- 1972
 Gulf Coast Reds --- 1968-73
 Wytheville Reds --- 1967

A1 (1936-45)

Birmingham Barons --- 1939-45
 None --- 1938
 Nashville Volunteers --- 1936-37

B (1933-62)

Rocky Mount Leafs --- 1962
 Topeka Reds --- 1960-61
 Topeka Hawks --- 1959
 Wenatchee Chiefs --- 1958
 Clovis Redlegs --- 1957
 Port Arthur/Temple Redlegs --- 1957
 High Point-T'ville Hi-Toms --- 1954-56
 Sunbury Redlegs --- 1955
 Col Heights-Petersburg Colts --- 1954
 Burlington Flints --- 1952-53
 Salisbury Reds --- 1952
 None --- 1950-51
 Sunbury Reds --- 1948-49
 Providence Chiefs --- 1947
 None --- 1943-46
 Columbia Reds --- 1938-42
 Durham Bulls --- 1936-40
 Waterloo Red Hawks --- 1938-39
 Peoria Reds --- 1937
 Macon Peaches --- 1936
 Decatur Commodores --- 1935
 Wilmington Pirates --- 1934-35
 Rock Island Islanders --- 1933

C (1934-59)

Visalia Redlegs --- 1957-59
 Wausau Lumberjacks --- 1956-57
 Duluth Dukes --- 1954-55
 M'ville-Alcoa/Morristown Twins --- 1954
 Rockford Rox --- 1947-49
 Tyler Trojans --- 1947-49
 Ogden Reds --- 1946-55
 Raleigh Capitals --- 1945
 None --- 1943-44
 Ogden Reds --- 1939-42
 Riverside Reds --- 1941

Tucson Cowboys --- 1940-41
 Erie Sailors --- 1939
 Helena Seaporters --- 1939
 Muskogee Reds --- 1937-39
 El Dorado Lions --- 1935-39
 Bartlesville Reds --- 1934-35
 Beckley Black Knights --- 1934

D (1932-62)

Tampa Tarpons --- 1961-62
 Geneva Redlegs --- 1958-62
 Palatka Redlegs --- 1957-60
 Graceville Oilers --- 1957-58
 Douglas Reds --- 1956
 Moultrie Reds --- 1956
 W. Palm Beach Sun Chiefs --- 1956
 Fort Walton Beach Jets --- 1955
 Douglas Trojans --- 1954-55
 Fitzgerald Redlegs --- 1954
 Fitzgerald Pioneers --- 1953
 Jackson Generals --- 1953
 Lawton Reds --- 1952-53
 Dublin Green Sox --- 1952
 Mattoon Indians --- 1952
 Welch Miners --- 1951
 Wilmington Pirates --- 1950
 Ballinger Cats --- 1948
 Lockport Reds --- 1947-50
 Muncie Reds --- 1947-50
 Middletown Rockets --- 1946
 Lima Reds --- 1945
 None --- 1943-44
 Cordele Reds --- 1941-42
 Wichita Falls Spudders --- 1941
 Troy Trojans --- 1940
 Lenoir Reds --- 1940
 Bassett Furnituremakers --- 1939-40
 Rogers Reds --- 1938
 Union City Greyhounds --- 1938
 Bisbee Bees --- 1937
 DeLand Reds --- 1936-37
 Fremont Reds --- 1936-37
 Monahans Trojans --- 1937
 Paducah Indians --- 1936
 Cordele Reds --- 1936
 Lincoln Red Links --- 1936
 Lake Charles Skippers --- 1935
 Union City Greyhounds --- 1935
 Monessen Reds --- 1935
 Jeannette Reds --- 1934
 None --- 1933
 Cedar Rapids Bunnies --- 1932

Open

Seattle Rainiers --- 1956-57

No Class

Modesto Reds --- 1934-36, 1928-29



OF Austin Hendrick

2020 FIRST-ROUND DRAFT PICK

The Reds selected high school **OF Austin Hendrick (6'0", 205, BL-TL)** with the team's first pick (12th overall) of the 2020 first-year player draft.

Hendrick, 19, was rated the ninth-best player in the draft by *Baseball America* and 13th-best player by MLB.com.

A pre-season first-team All-American at West Allegheny High School in Imperia, PA, Hendrick has committed to Mississippi State University. He is the highest-drafted player from the Western Pennsylvania Interscholastic Athletic League since Neil Walker was taken 11th overall in 2004.

2020 First-Year Player Draft Selections

Rd	Player	Pos.	B-T	Age	Ht.	Wt.	DOB	School (Hometown)
1	Austin Hendrick	OF	L-L	19	6-0	205	6/15/01	West Allegheny High School (Oakdale, PA)
2	Christian Roa	RHP	R-R	21	6-4	220	4/2/99	Texas A & M (Houston, TX)
CCB	Jackson Miller	C	L-R	18	6-0	195	1/3/02	J.W. Mitchell High School (New Port Richey, FL)
3	Bryce Bonnin	RHP	R-R	21	6-2	205	10/11/98	Texas Tech (Baytown, TX)
4	Mac Wainwright	OF	R-R	17	6-1	205	8/6/02	Lakewood St. Edward High School (Aurora, OH)
5	Joe Boyle	RHP	R-R	20	6-7	240	8/14/99	University of Notre Dame (Goshen, KY)

2020 Signed Non-Drafted Free Agents

Player	Pos.	DOB	Ht.	Wt.	B-T	Hometown	School
Branche, Stevie	RHP	5/18/1997	6-4	210	R-R	New Paltz, NY	Rochester Institute of Technology
Gayman, Myles	RHP	2/19/1998	6-4	205	R-R	New Castle, PA	Barry University
Henderson, Damian	LHP	7/14/1997	6-1	205	L-L	Sandy, UT	Cal State Bakersfield
Hurtubise, Jacob	OF	12/11/1997	6-0	180	L-R	Zionsville, IN	United States Military Academy
Keysor, Tyler	RHP	12/8/1997	6-6	230	R-R	Winter Garden, FL	University of Miami
Lockwood, Brett	RHP	4/15/1997	6-4	220	R-R	Temecula, CA	Kansas State University
McGarry, Alex	LF	5/11/1998	6-2	205	L-L	Vancouver, WA	Oregon State University
Nierenberg, Leo	RHP	6/5/1998	6-0	190	R-R	Oakland, CA	University of Washington
Proctor, James	RHP	7/18/1998	6-5	225	R-R	St. Louis, MO	Princeton University
Roxby, Braxton	RHP	3/12/1999	6-3	225	R-R	Windber, PA	University of Pittsburgh-Johnstown
Rudd, Carson	RHP	9/17/1998	6-5	200	R-R	Agoura Hills, CA	Stanford University
Spiers, Carson	RHP	11/11/1997	6-3	210	R-R	Greenville, SC	Clemson University
Steiger, Gus	SS	4/20/1999	5-11	185	R-R	Minnnetonka, MN	South Dakota State University
Timpenilli, Vin	RHP	10/2/1998	6-2	210	R-R	Staten Island, NY	Ramapo College
Urbabae, Francisco	2B	10/13/1997	5-11	185	R-R	Santo Domingo, DR	Florida Atlantic University

SHELDON "CHIEF" BENDER AWARD REDS MINOR LEAGUE PLAYER OF THE YEAR

2020..... No minor league season	2013..... Seth Mejias-Brean, 3B	2006..... Homer Bailey, RHP
2019..... Aristides Aquino, OF	2012..... Billy Hamilton, SS	2005..... Chris Denorfia, OF
2018..... Ibandel Isabel, INF	2011..... Billy Hamilton, SS	2004..... Richie Gardner, RHP
2017..... Nick Senzel, 3B	2010..... Devin Mesoraco, C	2003..... Stephen Smitherman, OF
2016..... Aristides Aquino, OF	2009..... Chris Heisey, OF	2002..... Brandon Larson, 3B
2015..... Tyler Mahle, RHP	2008..... Chris Valaika, SS	2001..... Adam Dunn, OF
2014..... Ben Lively, RHP	2007..... Jay Bruce, OF	2000..... Austin Kearns, OF

REDS ALL-TIME NO. 1 DRAFT SELECTIONS
JUNE DRAFT

Year	Player (overall pick)	Position
1965	Bernie Carbo (16)	3B
1966	Gary Nolan (13)	RHP
1967	Wayne Simpson (8)	RHP
1968	Tim Grant (13)	RHP
1969	Don Gullett (14)	LHP
1970	Gary Polcynski (15)	SS
1971	Mike Miley (24)	SS
1972	Larry Payne (7)	RHP
1973	Brad Kessler (22)	OF
1974	Steve Reed (23)	RHP
1975	Tony Moretto (22)	OF
1976	Mark King (23)	RHP
1977	Tad Vegner (24)	3B
1978	Nick Esasky (17)	OF
1979	Dan LaMar (20)	C
1980	Ron Robinson (19)	RHP
1981	lanell Culver (42, 2nd round)	OF
1982	Scott Jones (22)	LHP
1983	Kurt Stillwell (2)	SS
1984	Pat Pacillo (5)	RHP
1985	Barry Larkin (4)	SS
1986	Scott Scudder (17)	RHP
1987	Jack Armstrong (18)	RHP
1988	Jeff Branson (45, 2nd round)	INF
1989	Scott Bryant (20)	OF
1990	Dan Wilson (7)	C
1991	Pokey Reese (20)	SS
1992	Chad Mottola (5)	OF
1993	Pat Watkins (32, 2nd round)	OF
1994	C.J. Nitkowski (9)	LHP
1995	Brett Tomko (54, 2nd round)	RHP
1996	John Oliver (25)	OF
1997	Brandon Larson (14)	INF
1998	Austin Kearns (7)	OF
1999	Ty Howington (14)	LHP
2000	David Espinosa (23)	SS
2001	Jeremy Sowers (20)	LHP
2002	Chris Gruler (3)	RHP
2003	Ryan Wagner (14)	RHP
2004	Homer Bailey (7)	RHP
2005	Jay Bruce (12)	OF
2006	Drew Stubbs (8)	OF
2007	Devin Mesoraco (15)	C
2008	Yonder Alonso (7)	1B
2009	Mike Leake (8)	RHP
2010	Yasmani Grandal (12)	C
2011	Robert Stephenson (27)	RHP
2012	Nick Travieso (14)	RHP
2013	Phillip Ervin (27)	CF
2014	Nick Howard (19)	RHP
2015	Tyler Stephenson (11)	C
2016	Nick Senzel (2)	3B
2017	Hunter Greene (2)	RHP
2018	Jonathan India (5)	INF
2019	Nick Lodolo (7)	LHP
2020	Austin Hendrick (12)	OF

JUNE DRAFT - SECONDARY PHASE

Year	Player	Position
1966	John Dow	OF
1967	Frank Duffy	SS
1968	Mel Behney	LHP
1969	John Grubb	OF

1970	Pat Osburn	LHP
1971	Darrell Devitt	RHP
1972	No Selection	
1973	Gary Lucas	LHP
1974	Mike Gatlin	INF
1975	Marshall Burk	SS/RHP
1976	Bruce Berenyi	RHP
1977	Bob Potts	OF
1978	Brad Lesley	RHP
1979	Larry Mikesell	LHP
1980	Kevin Maroney	OF
1981	Don Long	SS
1982	Kal Daniels	OF
1983	Rob Dibble	RHP
1984	No Selection	
1985	Jeff Forney	OF
1986	Greg Lonigro	SS

JANUARY DRAFT

Year	Player	Position
1966	No Selection	
1967	Marvin Branscomb	OF
1968	Donald Shrum	RHP
1969	John Jackson	RHP
1970	Dale Harrington	RHP
1971	Eddie Tobin	OF
1972	Greg Sinatro	SS/3B
1973	Gary Lucas	LHP
1974	Mike Armstrong	RHP
1975	Jim Slaughter	C
1976	Rod Patterson	RHP
1977	Gregg Lorenz	LHP
1978	Brad Lesley	RHP
1979	Kevin Waller	OF/3B
1980	Mark Bowden	LHP
1981	Dan Durst	RHP
1982	Orsino Hill	OF
1983	Ted Langdon	RHP
1984	Dusty Rogers	LHP
1985	Scott Willis	RHP
1986	Ron Wenrich	1B

JANUARY DRAFT - SECONDARY PHASE

Year	Player	Position
1966	Dan McGinn	LHP
1967	David Speas	INF
1968	Charles West	OF
1969	Ross Grimsley	LHP
1970	Harold Wall	RHP
1971	Gayling Pabst	SS/OF
1972	Tom Hume	RHP
1973	Jeff Chandler	LHP
1974	James Diveni	RHP
1975	Larry Pekarcik	RHP
1976	Duane Walker	OF/LHP
1977	Bill Scherrer	LHP
1978	Wayne Guinn	RHP
1979	Bill Bordley	LHP
1980	Scott Meier	C
1981	Rob Murphy	LHP
1982	Rickhi Carter	OF
1983	Tracy Jones	OF
1984	Fred Carter	OF
1985	Tom Powers	RHP
1986	Richard Parker	C

2020 MINOR LEAGUE AWARD WINNERS

LOUISVILLE - AAA

TRIPLE-A ALL-STAR GAME

COVID-19

INTERNATIONAL LEAGUE POST-SEASON ALL-STAR

COVID-19

CHATTANOOGA - AA

SOUTHERN LEAGUE ALL-STAR GAME

COVID-19

SOUTHERN LEAGUE POST-SEASON ALL-STAR

COVID-19

DAYTON - ADVANCED A

MIDWEST LEAGUE ALL-STAR GAME

COVID-19

MIDWEST LEAGUE POST-SEASON ALL-STAR

COVID-19

DAYTONA - A

FLORIDA STATE LEAGUE ALL-STAR GAME

COVID-19

FLORIDA STATE LEAGUE POST-SEASON ALL-STAR

COVID-19

ARIZONA LEAGUE - R

ARIZONA LEAGUE ALL-STAR

COVID-19

DSL REDS - R

DOMINICAN LEAGUE ALL-STAR

COVID-19

BASEBALL AMERICA'S 2021 TOP 100 PROSPECTS

Rank	Player	Position
79.	Jose Garcia	SS
97.	Austin Hendrick.....	OF

BASEBALL AMERICA'S 2021 TOP 10 REDS PROSPECTS

Rank	Player	Position
1.	Jose Garcia	SS
2.	Austin Hendrick.....	OF
3.	Jonathan India	2B
4.	Tyler Stephenson.....	C
5.	Hunter Greene	RHP
6.	Tejay Antone.....	RHP
7.	Nick Lodolo	LHP
8.	Rece Hinds	3B
9.	Tony Santillan	RHP
10.	Mike Siani	OF

2021 BEST TOOLS SURVEY, REDS SYSTEM

Best Tool	Player
Hitter for Average	Tyler Stephenson
Power Hitter	Rece Hinds
Strike Zone Discipline	TJ Friedl
Fastest Baserunner	Jacob Hurtubise
Best Athlete	Michael Siani
Best Fastball	Joe Boyle
Best Curveball	Graham Ashcraft
Best Slider	Jared Solomon
Best Changeup	Jose De Leon
Best Control	Nick Lodolo
Defensive Catcher	Mike Kolozsvary
Defensive Infielder	Jose Garcia
Infield Arm	Rece Hinds
Defensive Outfielder	Michael Siani
Outfield Arm	Austin Hendrick

2020 REDS MINOR LEAGUE AWARDS *

Player of the Year, Bender Award	NA
Pitcher of the Year	NA
Hitter of the Year	NA
Community Service	NA

2020 REDS MINOR LEAGUE PLAYERS OF THE MONTH

Month	Player	Pitcher
April	NA	NA
May	NA	NA
June	NA	NA
July	NA	NA
August	NA	NA

* There was no minor league season in 2020 due to the COVID-19 global pandemic.

MINOR LEAGUE PLAYERS

ABRIL, Juan - RHP AGE: 23; HT: 5-11; WT: 187; B/T: R/R; BORN: 3/11/98, Hato Mayor, DR. **SIGNED BY:** Felix Romero. **RESIDES:** Santo Domingo, DR. **OBTAINED:** Signed as a non-drafted free agent on 1/20/17.

Yr	Club	W-L	ERA	G	GS	CG	SHO	SV	IP	H	R	ER	HR	BB	SO	WP	BK
2017	DSL Reds-R	8-1	2.21	18	0	0	0	3	40.2	20	14	10	0	28	35	15	0
2018	AZL Reds-R	2-2	3.94	14	0	0	0	1	29.2	23	18	13	1	11	41	3	1
2019	Greenville-R	1-7	6.99	12	12	0	0	0	37.1	45	32	29	3	21	32	6	0
Minor Totals - 3 yrs		11-10	4.35	44	12	0	0	4	107.2	88	64	52	4	60	108	24	1

AGUILERA, Gabriel - RHP AGE: 20; HT: 6-0; WT: 165; B/T: R/R; BORN: 8/19/00, Rio Caribe, VZ. **SIGNED BY:** Richard Castro and Bob Engle. **RESIDES:** Estado Bolivar, VZ. **OBTAINED:** Signed as a non-drafted free agent on 10/16/18.

Yr	Club	W-L	ERA	G	GS	CG	SHO	SV	IP	H	R	ER	HR	BB	SO	WP	BK
2019	DSL Reds-R	2-3	4.33	14	7	0	0	0	43.2	44	24	21	3	9	35	7	1

ALCANTARA, Deivid - OF AGE: 17; HT: 6-2; WT: 180; B/T: R/R; BORN: 6/14/03, San Juan, PR. **SIGNED BY:** Felix Romero, Richard Jimenez. **RESIDES:** San Pedro de Macoris, DR. **OBTAINED:** Signed as a non-drafted free agent on 7/2/19. **CAREER NOTES:** 2021 will be his first professional season.

ALCANTARA, Eddy - RHP AGE: 21; HT: 6-5; WT: 180; B/T: L/L; BORN: 2/11/00, Yamasa, Monte Plata, DR. **SIGNED BY:** Richard Jimenez. **RESIDES:** Yamasa, Monte Plata, DR. **OBTAINED:** Signed as a non-drafted free agent on 3/6/19.

Yr	Club	W-L	ERA	G	GS	CG	SHO	SV	IP	H	R	ER	HR	BB	SO	WP	BK
2019	DSL Reds-R	3-2	3.92	15	1	0	0	0	39.0	31	19	17	4	22	39	11	2

ALCANTARA, Wilmer - OF AGE: 19; HT: 6-0; WT: 160; B/T: L/L; BORN: 12/20/01, Santo Domingo, DR. **SIGNED BY:** Richard Jimenez. **RESIDES:** Barahona, DR. **OBTAINED:** Signed as a non-drafted free agent on 7/2/18. **CAREER NOTES:** In 2019, among all Reds farmhands had the highest walk pct (19.0%).

Yr	Club	AVG	G	AB	R	H	2B	3B	HR	RBI	SH	SF	HB	BB	SO	SB	CS	OBP	SLG	E
2019	DSL Reds-R	.209	51	134	40	28	2	1	8	18	0	0	2	32	60	14	3	.369	.418	2

ALMONTE, Ariel - OF AGE: 17; HT: 6-3; WT: 187; B/T: R/R; BORN: 12/1/03, Sanchez, DR. **SIGNED BY:** Reds International Scouting Dept. **RESIDES:** Sanchez, DR. **OBTAINED:** Signed as an international free agent on 1/15/21. **CAREER NOTES:** 2021 will be his first professional season.

ALMONTE, Brayan - RHP AGE: 19; HT: 6-2; WT: 180; B/T: R/R; BORN: 8/25/01, Santo Domingo, DR. **SIGNED BY:** Felix Romero, Emmanuel Cartagena. **RESIDES:** Santo Domingo, DR. **OBTAINED:** Signed as a non-drafted free agent on 7/2/19. **CAREER NOTES:** 2021 will be his first professional season.

ALMONTE, Sebastian - INF AGE: 21; HT: 6-0; WT: 185; B/T: R/R; BORN: 10/22/99, Padre Las Casas, DR. **SIGNED BY:** Edgar Melo. **RESIDES:** Santo Domingo, DR. **OBTAINED:** Signed as a non-drafted free agent on 7/4/17.

Yr	Club	AVG	G	AB	R	H	2B	3B	HR	RBI	SH	SF	HB	BB	SO	SB	CS	OBP	SLG	E
2018	DSL Reds-R	.201	47	179	21	36	9	2	1	8	0	0	3	10	58	8	2	.255	.291	9
2019	AZL Reds-R	.272	40	147	23	40	10	3	3	22	1	1	1	13	46	8	2	.333	.442	11
Minor Totals - 2 yrs		.233	87	326	44	76	19	5	4	30	1	1	4	23	104	16	4	.291	.359	20

AMADOR, Ranser - INF AGE: 22; HT: 6-2; WT: 165; B/T: R/R; BORN: 3/15/99, Sabana Grande de Palenque, DR. **SIGNED BY:** Richard Jimenez. **RESIDES:** Hato Mayor del Rey, DR. **OBTAINED:** Signed as a non-drafted free agent on 6/15/16.

Yr	Club	AVG	G	AB	R	H	2B	3B	HR	RBI	SH	SF	HB	BB	SO	SB	CS	OBP	SLG	E
2017	DSL Reds-R	.210	55	167	18	35	5	1	1	11	2	1	2	16	48	8	2	.285	.269	9
2018	DSL Reds-R	.259	19	81	10	21	1	0	1	4	0	1	1	2	20	10	3	.282	.309	10
	AZL Reds-R	.224	28	85	8	19	2	1	0	9	0	0	1	5	29	7	2	.275	.271	5
2019	Billings-R	.180	14	50	7	9	2	0	0	4	0	0	0	3	19	2	1	.226	.220	4
	Greenville-R	.142	30	106	5	15	0	1	0	5	1	0	0	6	40	0	3	.188	.160	7
Minor Totals - 3 yrs		.202	146	489	48	99	10	3	2	33	3	2	4	32	156	27	11	.256	.247	35

ANTONIA, Donovan - C AGE: 17; HT: 5-10; WT: 182; B/T: R/R; BORN: 8/13/03, Willemstad, Curacao. **SIGNED BY:** Fermin Coronel & Trey Hendricks. **RESIDES:** Curacao. **OBTAINED:** Signed as a non-drafted free agent on 8/13/19. **CAREER NOTES:** 2021 will be his first professional season.

AQUINO, Luis - RHP AGE: 19; HT: 6-2; WT: 160; B/T: R/R; BORN: 6/19/01, Santo Domingo, DR. **SIGNED BY:** Edgar Melo and Emmanuel Cartagena. **RESIDES:** San Cristobal, DR. **OBTAINED:** Signed as a non-drafted free agent on 7/2/18.

Yr	Club	W-L	ERA	G	GS	CG	SHO	SV	IP	H	R	ER	HR	BB	SO	WP	BK
2019	DSL Reds-R	2-4	5.94	13	9	0	0	0	33.1	24	25	22	3	34	28	12	0

ARANGUREN, Frainger - RHP AGE: 24; HT: 6-2; WT: 203; B/T: R/R; BORN: 3/17/97, Santa Cruz, VZ. **SIGNED BY:** Edgar Melo. **RESIDES:** Santa Cruz, Aragua, VZ. **OBTAINED:** Signed as a non-drafted free agent on 3/6/17.

Yr	Club	W-L	ERA	G	GS	CG	SHO	SV	IP	H	R	ER	HR	BB	SO	WP	BK
2017	DSL Reds-R	6-2	2.15	15	0	0	0	0	37.2	37	16	9	0	14	33	4	1
2018	AZL Reds-R	4-1	4.01	16	0	0	0	1	33.2	31	17	15	2	9	29	7	0
2019	Billings-R	3-1	3.16	20	0	0	0	0	31.1	35	15	11	5	6	20	0	0
Minor Totals - 3 yrs		13-4	3.07	51	0	0	0	1	102.2	103	48	35	7	29	82	11	1

ASCANIO, Johnny - SS AGE: 17; HT: 5-10; WT: 150; B/T: S/R; BORN: 7/4/03, San Juan de los Morros, Guarico, VZ. **SIGNED BY:** Ricardo Quintero, Richard Castro. **RESIDES:** El Sombrero, Guarico, VZ. **OBTAINED:** Signed as a non-drafted free agent on 7/8/19. **CAREER NOTES:** 2021 will be his first professional season.

ASHCRAFT, Graham - RHP AGE: 23; HT: 6-3; WT: 240; B/T: L/R; BORN: 2/11/98, Huntsville, AL. SIGNED BY: Jonathan Reynolds. RESIDES: Athens, AL. OBTAINED: Selected in the sixth round of the 2019 First-Year Player Draft. CAREER NOTES: His curveball is rated by Baseball America the best among Reds minor league pitchers...originally was selected by the Dodgers in the 12th round of the June 2016 first-year player draft, but did not sign...signed with the Reds after he was taken in the sixth round in the June 2019 first-year player draft...entered the 2021 season rated by Baseball America the 28th-best prospect in the organization...2019: In his first professional season recorded 10.06 strikeouts per 9 innings, the second-highest ratio in the organization...PERSONAL: Graduated from Huntsville (AL) High School...played at the University of Alabama-Birmingham and Mississippi State University.

Yr	Club	W-L	ERA	G	GS	CG	SHO	SV	IP	H	R	ER	HR	BB	SO	WP	BK
2019	Greeneville-R	2-4	4.53	13	13	0	0	0	53.2	51	33	27	2	21	60	5	0

ASTUDILLO, Wilfred - C AGE: 20 (Turns 21 on 3/14); HT: 5-11; WT: 252; B/T: S/R; BORN: 3/14/00, Barcelona, VZ. SIGNED BY: Nestor Moreno & Héctor Rincónes (Mets). RESIDES: Barcelona, VZ. OBTAINED: Selected from the Mets in the second round of the Triple-A Phase of the 2020 Rule 5 Draft. CAREER NOTES: Signed with the Mets as a non-drafted free agent on 7/19/16. PERSONAL: Is the brother of Twins catcher Williams Astudillo.

Yr	Club	AVG	G	AB	R	H	2B	3B	HR	RBI	SH	SF	HB	BB	SO	SB	CS	OBP	SLG	E
2017	DSL Mets1-R	.291	52	182	28	53	12	1	0	23	1	4	2	17	20	4	6	.351	.368	4
2018	DSL Mets2-R	.256	25	82	11	21	5	0	1	7	0	0	3	12	8	2	1	.371	.354	3
	GCL Mets-R	.260	14	50	7	13	4	0	0	5	0	0	1	3	5	2	0	.315	.340	2
2019	Kingsport-R	.267	36	120	15	32	2	0	5	18	0	0	2	8	19	0	0	.323	.408	3
Minor Totals - 3 yrs		.274	127	434	61	119	23	1	6	53	1	4	8	40	52	8	7	.344	.373	12

BALCAZAR, Leonardo - INF AGE: 16; HT: 5-10; WT: 167; B/T: R/R; BORN: 6/17/04, Maracay, VZ. SIGNED BY: Aguido Gonzalez, Ricardo Quintero, Richard Castro. OBTAINED: Signed as an international free agent on 1/15/21. CAREER NOTES: 2021 will be his first professional season.

BAUTISTA, Mariel - OF AGE: 23; HT: 6-3; WT: 194; B/T: R/R; BORN: 10/15/97, San Cristobal, DR. SIGNED BY: Richard Jimenez. RESIDES: San Cristobal, DR. OBTAINED: Signed as a non-drafted free agent on 11/5/14. CAREER NOTES: In 2020-21, played for Ligy in the Dominican Winter League...ranked by MLB.com as the Reds' 23rd-best prospect...in 2019, ranked 175th among all Reds farmhands with 23 steals...in 2018, ranked by Baseball America (14) and MLB.com (21) as one of the Reds' top prospects...selected as a Pioneer League full-season all-star...led all Reds farmhands and ranked eighth in the Pioneer League with a .330 batting average...named Pioneer League Player of the Week for 7/30-8/5...his 25-game hitting streak from 7/30 to the end of the season was the longest of the season in the Pioneer League...in 2017, his .320 batting average ranked seventh in the Arizona League...in 2016, his .333 batting average ranked ninth in the DSL.

Yr	Club	AVG	G	AB	R	H	2B	3B	HR	RBI	SH	SF	HB	BB	SO	SB	CS	OBP	SLG	E
2015	DSL Rojos-R	.259	51	170	33	44	10	3	2	25	2	2	5	20	43	6	2	.350	.388	7
2016	DSL Rojos-R	.333	62	237	40	79	16	4	3	35	0	3	10	22	36	13	4	.408	.473	8
2017	AZL Reds-R	.320	36	147	29	47	9	1	0	20	1	1	3	5	24	16	1	.353	.395	4
2018	Billings-R	.330	56	209	43	69	12	4	8	37	0	3	5	16	29	16	3	.386	.541	7
2019	Dayton-A	.233	103	386	43	90	10	2	8	33	1	5	13	28	88	19	11	.303	.332	7
	AZL Reds-R	.368	5	19	6	7	3	0	0	1	0	0	0	2	3	4	1	.429	.526	0
Minor Totals - 5 yrs		.288	313	1168	194	336	60	14	21	151	4	14	36	93	223	74	22	.355	.417	33

BAYER, Peter - RHP AGE: 26 (Turns 27 on 3/6); HT: 6-4; WT: 195; B/T: R/R; BORN: 3/6/94, Santa Monica, CA. SIGNED BY: Rays. RESIDES: Parker, CO. OBTAINED: Signed as a minor league free agent on 1/7/21. CAREER NOTES: In 2020, released by Oakland on 10/22...in 2018, acquired by the A's via trade from Tampa Bay on 5/25 for Wilmer Font...in 2016, selected by Tampa Bay in the ninth round of the 2016 First-Year Player Draft. PERSONAL: Attended Cal Poly Pomona and the University of Richmond. TWITTER: @PeterBayer47.

Yr	Club	W-L	ERA	G	GS	CG	SHO	SV	IP	H	R	ER	HR	BB	SO	WP	BK
2016	Princeton-R	2-1	0.83	10	7	0	0	0	32.2	18	4	3	1	3	45	0	0
2017	Bowling Green-A	2-3	4.84	25	4	0	0	1	67.0	57	37	36	5	48	95	6	0
2018	Charlotte-A	0-0	18.00	5	0	0	0	0	4.0	7	8	8	2	6	6	2	0
	Stockton-A	0-0	40.50	3	1	0	0	0	1.1	3	6	6	1	6	2	2	0
2019	Stockton-A	1-1	3.38	37	0	0	0	4	50.2	38	21	19	3	38	60	8	0
Minor Totals - 4 yrs		5-5	4.16	80	12	0	0	5	155.2	123	76	72	12	101	208	18	0

BELL, Brantley - INF AGE: 26; HT: 6-2; WT: 200; B/T: R/R; BORN: 11/16/94, Pittsburgh, PA. SIGNED BY: Greg Zunino. RESIDES: Phoenix, AZ. OBTAINED: Selected in the 11th round of the 2015 First-Year Player Draft. CAREER NOTES: In 2018, was selected as a Florida State League midseason All-Star...in 2017, his 29 stolen bases ranked third among all Reds farmhands...in 2016, his 23 stolen bases ranked fifth among all Reds farmhands...in November was 1 of 12 Reds minor leaguers to attend a leadership training program at West Point. PERSONAL: Graduated from Mountain Pointe HS (Phoenix) where he helped lead the varsity baseball team to a state championship in 2011...served as team captain of the baseball team and football team...played collegiately at Ole Miss and State College of Florida...his father Jay was an 18-year big league veteran and served as Reds bench coach from 2014-2015. TWITTER: @BrantleyBell33.

Yr	Club	AVG	G	AB	R	H	2B	3B	HR	RBI	SH	SF	HB	BB	SO	SB	CS	OBP	SLG	E
2015	Billings-R	.275	62	229	30	63	16	2	0	34	3	1	3	25	58	14	6	.353	.362	13
2016	Dayton-A	.248	114	412	34	102	16	3	1	36	5	2	6	33	103	23	9	.311	.308	28
2017	Dayton-A	.240	63	229	25	55	13	1	2	32	0	3	3	21	72	15	5	.309	.332	0
	Daytona-A	.223	62	215	13	48	6	0	1	21	2	6	9	9	51	14	5	.276	.265	6
2018	Daytona-A	.251	117	407	50	102	21	3	7	54	2	3	5	31	75	21	5	.309	.369	22
2019	Chattanooga-AA	.243	115	358	42	87	19	0	6	36	1	2	7	30	63	10	5	.312	.346	19
Minor Totals - 5 yrs		.247	533	1850	194	457	91	9	17	213	13	17	33	149	422	97	32	.312	.334	88

BENNETT, Connor - RHP AGE: 23; HT: 5-9; WT: 192; B/T: R/R; BORN: 4/10/97, Dekalb County, GA. SIGNED BY: John Poloni. RESIDES: Conyers, GA. OBTAINED: Selected in the 34th round of the 2015 First-Year Player Draft. CAREER NOTES: In 2019, ranked among all Reds farmhands in strikeouts by a reliever (88), appearances (48, T1st), saves (13, 3rd), ERA (2.21, 4th)...in 2016, ranked among all Arizona League relievers in appearances (20, T2nd), holds (4, T1st) and highest strikeout/9ip ratio (11.81; 5th, 35k/26.2ip). PERSONAL: Graduated from Buford HS (GA). TWITTER: @bennettcon.

Yr	Club	W-L	ERA	G	GS	CG	SHO	SV	IP	H	R	ER	HR	BB	SO	WP	BK
2015	AZL Reds-R	0-1	1.62	11	0	0	0	3	16.2	17	7	3	0	8	18	3	0
2016	AZL Reds-R	0-3	3.71	20	0	0	0	1	26.2	25	12	11	1	11	35	7	1
2017	Billings-R	0-1	3.20	22	0	0	0	0	39.1	27	15	14	4	23	62	9	0
2018	Greeneville-R	3-0	0.86	15	0	0	0	6	21.0	10	3	2	0	6	28	1	0
	Dayton-A	1-1	5.27	8	0	0	0	0	13.2	16	8	8	2	6	14	0	0
	Billings-R	0-0	0.00	1	0	0	0	0	2.0	0	0	0	0	2	3	1	0
2019	Dayton-A	3-4	2.27	33	0	0	0	12	39.2	35	14	10	1	17	63	5	0
	Daytona-A	0-2	2.08	15	0	0	0	1	17.1	13	5	4	2	7	25	0	0
Minor Totals - 5 yrs		7-12	2.65	125	0	0	0	23	176.1	143	64	52	10	80	248	26	1

BERNAL, Agustin - INF AGE: 18; HT: 5-9; WT: 145; B/T: R/R; BORN: 3/17/03, Ocumare del Tuy, Miranda, VZ. **SIGNED BY:** Agudo Gonzalez, Richard Castro. **RESIDES:** Ocumare del Tuy, Miranda, VZ. **OBTAINED:** Signed as a non-drafted free agent on 7/8/19. **CAREER NOTES:** 2021 will be his first professional season.

BONNIN, Bryce - RHP AGE: 22; HT: 6-2; WT: 190; B/T: R/R; BORN: 10/11/98, Webster, TX. **SIGNED BY:** Paul Scott. **RESIDES:** Baytown, TX. **OBTAINED:** Selected in the third round of the 2020 First-Year Player Draft (84th overall). **CAREER NOTES:** 2021 will be his first professional season...entered the 2021 season ranked by MLB.com as the Reds' 20th-best prospect. **PERSONAL:** Played collegiately at Texas Tech and the University of Arkansas...as a junior for the Red Raiders in 2020, fanned 27 batters over 14.2 innings before the COVID-19 pandemic shortened the season...graduated from Barbers Hill HS (Mont Belvieu, TX)...originally drafted in 2017 by the Cubs (26th round, 795th overall)...father, Shane played football at Tarkio College in Missouri...brother Blake played baseball at the University of Texas at Tyler...brother Brady was a linebacker on the Houston Baptist University football team. **TWITTER:** @bonninbryce.

BOYLE, Joe - RHP AGE: 21; HT: 6-7; WT: 230; B/T: R/R; BORN: 8/14/99, Philadelphia, PA. **SIGNED BY:** Tyler Gibbons. **RESIDES:** Goshen, KY. **OBTAINED:** Selected in the fifth round of the 2020 First-Year Player Draft (143rd overall). **CAREER NOTES:** 2021 will be his first professional season...rated by MLB.com as the Reds' 26th-best prospect...recognized by Baseball America as having the organization's best fastball...was named 2020 Baseball America Third Team Preseason All-American while at Notre Dame...in 2019, pitched for the Hanwich Mariners in the Cape Cod League. **PERSONAL:** Played collegiately at Notre Dame...graduated from North Oldham HS (Goshen, KY). **TWITTER:** @joeboylejoe1314.

BRANCHE, Steven - RHP AGE: 23; HT: 6-4; WT: 215; B/T: R/R; BORN: 5/18/97, New Paltz, NY. **SIGNED BY:** Lee Seras. **RESIDES:** New Paltz, NY. **OBTAINED:** Signed as a non-drafted free agent on 6/17/20. **CAREER NOTES:** 2021 will be his first professional season. **PERSONAL:** Played collegiately at Rochester Institute of Technology, where in 2019 was named Liberty League Pitcher of the Year and received an All Liberty League First Team selection...was named to the 2019 ABCA/Rawlings All New York Second Team...was named to the D3baseball.com All Region Second Team...received 2 Liberty League Pitcher of the Week honors...graduated from New Paltz HS (NY).

BUMPASS, A.J. - OF AGE: 24; HT: 6-2; WT: 205; B/T: L/R; BORN: 5/30/96, Durham, NC. **SIGNED BY:** Ben Jones. **RESIDES:** Cincinnati, OH. **OBTAINED:** Selected in the 39th round of the 2019 First-Year Player Draft. **PERSONAL:** Played collegiately at the University of Cincinnati where in 2019 was named the American Athletic Conference Tournament's Most Outstanding Player and made the AAC All Academic Team...his go-ahead RBI-triple in the ninth inning of the 5/31/19 NCAA Regional game against Oregon State capped off a 5-for-5 day at the plate and helped the Bearcats eliminate the defending national champions...graduated from Northern HS (Durham, NC)...selected by the Reds in the 29th round of the 2017 draft but did not sign.

Yr	Club	AVG	G	AB	R	H	2B	3B	HR	RBI	SH	SF	HB	BB	SO	SB	CS	OBP	SLG	E
2019	Greeneville-R	.250	41	140	24	35	10	3	5	27	1	1	4	14	44	4	0	.333	.471	3

BYRNE, Michael - RHP AGE: 23 (turns 24 on 4/16); HT: 6-3; WT: 225; B/T: R/R; BORN: 4/16/97, Boca Raton, FL. **SIGNED BY:** Sean Buckley. **RESIDES:** Orlando, FL. **OBTAINED:** Selected in the 14th round of the 2018 First-Year Player Draft. **CAREER NOTES:** In 2018, made his professional debut with 19 relief appearances for Advanced-A Daytona...placed on the DL on 8/27-through end of season with lat strain. **PERSONAL:** Played collegiately at the University of Florida where in 2018 was named NCBWA Stopper of the Year, a Dick Howser Trophy semi-finalist, First Team All-American (Baseball America, D1Baseball.com, NCBWA, Perfect Game) and All-SEC First Team...graduated from Olympia HS (Orlando, FL) where he earned Class 8A Player of the Year in 2015 and compiled a 29-2 varsity pitching record over three seasons, including 2 no-hitters. **TWITTER:** @mikebyrne_17.

Yr	Club	W-L	ERA	G	GS	CG	SHO	SV	IP	H	R	ER	HR	BB	SO	WP	BK
2018	Daytona-A	1-1	1.25	19	0	0	0	0	21.2	19	5	3	0	10	17	3	0
2019	Daytona-A	7-3	4.27	37	6	0	0	3	65.1	72	34	31	7	15	60	8	0
Minor Totals - 2 yrs		8-4	3.52	56	6	0	0	3	87.0	91	39	34	7	25	77	11	0

CACHUTT, Manuel - RHP AGE: 23; HT: 6-0; WT: 185; B/T: R/R; BORN: 6/7/97, Ciudad Bolivar, VZ. **SIGNED BY:** Edgar Melo. **RESIDES:** Cruce Con Calle, VZ. **OBTAINED:** Signed as a non-drafted free agent on 3/6/17.

Yr	Club	W-L	ERA	G	GS	CG	SHO	SV	IP	H	R	ER	HR	BB	SO	WP	BK
2017	DSL Reds-R	4-1	2.00	14	8	0	0	1	54.0	37	19	12	1	15	49	4	1
2018	Greeneville-R	2-1	4.15	16	0	0	0	1	30.1	39	19	14	1	15	15	10	0
2019	Billings-R	0-1	6.62	15	0	0	0	0	17.2	22	13	13	1	8	16	3	1
	Greeneville-R	0-2	11.88	6	0	0	0	0	8.1	12	14	11	1	10	7	3	1
Minor Totals - 3 yrs		6-5	4.08	51	8	0	0	2	110.1	110	65	50	4	48	87	20	3

CALLIHAN, Tyler - INF AGE: 20; HT: 6-0; WT: 218; B/T: L/R; BORN: 6/22/00, Jacksonville, FL. **SIGNED BY:** Sean Buckley. **RESIDES:** Neptune Beach, FL. **OBTAINED:** Selected in the third round of the 2019 First-Year Player Draft. **CAREER NOTES:** In 2020, spent the season at the alternate training site as part of the Reds' 60-player pool Summer Camp roster...ranked by MLB.com as the Reds' eighth-best prospect...in 2019, ranked by MLB.com as the Reds' fifth-best prospect. **PERSONAL:** Was a member of USA Baseball's Under 18 National Team that won the gold medal at the 2018 Pan American Championships in Panama...started all 9 games in the championships and was named to the all-tournament team...hit .528 throughout the tournament with 19 hits and 5 doubles and made 2 apps as a pitcher (3ip, 5k)...graduated from Providence School of Jacksonville. **TWITTER:** @tylercallihan1.

Yr	Club	AVG	G	AB	R	H	2B	3B	HR	RBI	SH	SF	HB	BB	SO	SB	CS	OBP	SLG	E
2019	Greeneville-R	.250	52	204	27	51	10	5	26	0	2	2	9	46	9	3	.286	.422	12	
	Billings-R	.400	5	20	3	8	0	1	1	7	0	0	1	4	2	0	.429	.650	0	
Minor Totals - 1 yr		.263	57	224	30	59	10	6	6	33	0	2	2	10	50	11	3	.298	.442	12

CAMPBELL, Ryan - RHP AGE: 25; HT: 6-2; WT: 205; B/T: R/R; BORN: 1/11/96, Maywood, IL. **SIGNED BY:** Andy Stack. **RESIDES:** Indianapolis, IN. **OBTAINED:** Selected in the fifth round of the 2018 First-Year Player Draft. **CAREER NOTES:** In 2018, made his professional debut with 23 apps for Rookie Billings. **PERSONAL:** Played collegiately at Illinois-Chicago and Wabash Valley College (Mt. Carmel, IL)...graduated from Carmel HS (IN). **TWITTER:** @rcsoup11.

Yr	Club	W-L	ERA	G	GS	CG	SHO	SV	IP	H	R	ER	HR	BB	SO	WP	BK
2018	Billings-R	3-3	3.65	23	1	0	0	1	37.0	28	16	15	3	10	34	5	0
2019	Dayton-A	1-1	5.11	7	0	0	0	0	12.1	15	9	7	0	5	14	2	0
	AZL Reds-R	0-0	3.00	2	2	0	0	0	3.0	3	1	1	0	0	1	0	0
Minor Totals - 2 yrs		4-4	3.96	32	3	0	0	1	52.1	46	26	23	3	15	49	7	0

CARRENO, Carlos - RHP AGE: 22; HT: 6-2; WT: 230; B/T: R/R; BORN: 9/4/98, Puerto La Cruz, VZ. SIGNED BY: Jose Fuentes. RESIDES: Puerto La Cruz, VZ. OBTAINED: Signed as a non-drafted free agent on 9/28/15.

Yr	Club	W-L	ERA	G	GS	CG	SHO	SV	IP	H	R	ER	HR	BB	SO	WP	BK
2016	DSL Reds-R	0-0	18.00	2	0	0	0	0	3.0	6	6	6	0	1	4	2	0
	DSL Rojos-R	6-2	3.11	12	11	0	0	1	55.0	43	23	19	1	14	27	7	0
2017	DSL Rojos-R	6-3	2.76	13	13	0	0	0	65.1	54	23	20	0	18	57	6	2
	DSL Reds-R	1-0	0.00	1	1	0	0	0	5.0	1	0	0	0	0	8	0	0
2018	AZL Reds-R	2-6	6.75	10	10	0	0	0	32.0	38	28	24	2	16	30	1	0
2019	Billings-R	4-6	5.37	15	15	0	0	0	62.0	70	46	37	8	27	51	8	0
Minor Totals - 4 yrs		19-17	4.29	53	50	0	0	1	222.1	212	126	106	11	76	177	24	2

CASTILLO, Fraiber - LHP AGE: 17; HT: 6-0; WT: 160; B/T: L/L; BORN: 5/15/03, Higuerote, Miranda, VZ. SIGNED BY: Aguido Gonzalez, Richard Castro. RESIDES: Higuerote, Miranda, VZ. OBTAINED: Signed as a non-drafted free agent on 7/9/18. CAREER NOTES: 2021 will be his first professional season.

CASTILLO, Oswaldo - RHP AGE: 18; HT: 6-1; WT: 160; B/T: R/R; BORN: 6/11/02, Valencia, Carabobo, VZ. SIGNED BY: Ricardo Quintero, Richard Castro. RESIDES: San Diego, Carabobo, VZ. OBTAINED: Signed as a non-drafted free agent on 3/9/19. CAREER NOTES: In 2019, his professional debut was delayed by injury.

CASTILLO, Zamil - LHP AGE: 21; HT: 5-10; WT: 160; B/T: L/L; BORN: 10/17/99, Santo Domingo, DR. SIGNED BY: Edgar Melo. RESIDES: Santo Domingo, DR. OBTAINED: Signed as a non-drafted free agent on 7/3/17.

Yr	Club	W-L	ERA	G	GS	CG	SHO	SV	IP	H	R	ER	HR	BB	SO	WP	BK
2018	DSL Reds-R	3-1	5.93	16	0	0	0	1	27.1	20	24	18	1	28	38	10	1
2019	DSL Reds-R	4-0	4.31	19	0	0	0	0	31.1	27	17	15	1	23	40	5	1
Minor Totals - 2 yrs		7-1	5.06	35	0	0	0	1	58.2	47	41	33	2	51	78	15	2

CASTRO, Arian - SS AGE: 17; HT: 6-1; WT: 160; B/T: L/L; BORN: 6/3/03, Santo Domingo, DR. SIGNED BY: Edgard Melo, Enmanuel Cartagena, Richard Jimenez. RESIDES: Santo Domingo, DR. OBTAINED: Signed as a non-drafted free agent on 7/2/19. CAREER NOTES: 2021 will be his first professional season.

CASTRO, Fidel - OF AGE: 22; HT: 6-3; WT: 175; B/T: L; BORN: 12/26/98, Santo Domingo, DR. SIGNED BY: Richard Jimenez. RESIDES: Santo Domingo, DR. OBTAINED: Signed as a first-year minor league player on 5/30/16. CAREER NOTES: In 2019, ranked among all Reds farmhands in OPS (.876, 6th), slugging pct (.514, 6th) and batting average (.292, 7th)...in 2018, selected as a Dominican Summer League All-Star.

Yr	Club	AVG	G	AB	R	H	2B	3B	HR	RBI	SH	SF	HB	BB	SO	SB	CS	OBP	SLG	E
2017	DSL Reds-R	.167	28	78	8	13	3	0	0	8	0	0	0	9	29	2	2	.253	.205	2
	DSL Rojos-R	.279	20	61	8	17	5	1	1	14	0	1	2	8	14	1	0	.375	.443	2
2018	DSL Reds-R	.262	35	122	21	32	10	6	3	22	0	0	4	25	42	2	2	.404	.516	4
	AZL Reds-R	.315	17	54	9	17	4	2	1	5	0	0	1	8	23	2	1	.413	.519	1
2019	AZL Reds-R	.290	43	169	33	49	10	5	6	30	0	1	3	17	64	9	3	.363	.515	5
	Greenville-R	.313	5	16	2	5	0	0	1	2	0	0	1	7	0	1	3.53	.500	0	
Minor Totals - 3 yrs		.266	148	500	81	133	32	14	12	81	0	2	10	68	179	16	9	.364	.458	14

CASTRO, Luis - RHP AGE: 18 (Turns 19 on 3/22); HT: 6-5; WT: 189; B/T: R/R; BORN: 3/22/02, Clarines, VZ. SIGNED BY: Aguido Gonzalez, Ricardo Quintero, Hernan Albornoz, Richard Castro. OBTAINED: Signed as an international free agent on 1/15/21. CAREER NOTES: 2021 will be his first professional season.

CEDROLA, Lorenzo - OF AGE: 23; HT: 5-11; WT: 170; B/T: R/R; BORN: 1/12/98, Caracas, VZ. SIGNED BY: Alex Requena & Eddie Romero (Red Sox). RESIDES: Guatire, VZ. OBTAINED: Acquired from the Red Sox on 7/2/18 in exchange for international amateur signing bonus pool space. CAREER NOTES: In 2020-21, played for La Guaira in the Venezuelan Winter League...in 2019, ranked among all Reds farmhands in triples (7, 2nd) and stolen bases (18, 8th)...in 2018, batted a combined .292 with a .332 on-base pct and a .382 slugging pct with 23 stolen bases in 95 games split between Rookie Greenville and Class-A Dayton... was acquired from the Red Sox on 7/2 in exchange for international cap space...in 2017, entered the season ranked by MLB.com (17) and Baseball America (24) as one of Boston's best prospects...named South Atlantic League midseason All-Star...named Red Sox Minor League Baserunner of the Month for April...in 2016, led the Gulf Coast League in hits (62) and doubles (14)...named Red Sox Minor League Defensive Player of the Month for August/September...in 2015, named Red Sox Latin Program Player of the Year in his professional debut...named Red Sox Minor League Baserunner of the Month for June...originally signed with the Red Sox as an international free agent on 2/7/15.

Yr	Club	AVG	G	AB	R	H	2B	3B	HR	RBI	SH	SF	HB	BB	SO	SB	CS	OBP	SLG	E
2015	DSL Red Sox2	.321	67	265	61	85	8	7	1	31	0	1	23	23	33	27	7	.420	.415	1
2016	GCL Red Sox	.290	53	214	33	62	14	1	2	21	1	2	10	11	28	9	4	.350	.393	0
2017	Greenville-R	.285	92	354	47	101	18	3	4	34	3	2	9	11	48	19	7	.322	.387	3
2018	Greenville-R	.318	50	211	40	67	17	3	0	22	3	3	7	5	29	10	8	.350	.427	4
	Dayton-A	.260	45	169	13	44	4	2	1	11	4	2	4	9	28	13	7	.310	.325	0
2019	Daytona-A	.277	102	343	41	95	10	7	1	28	5	4	12	17	43	18	10	.330	.356	5
Minor Totals - 5 yrs		.292	409	1556	235	454	71	23	9	147	16	14	65	76	209	96	43	.348	.384	13

CERDA, Allan - OF AGE: 21; HT: 6-3; WT: 203; B/T: R/R; BORN: 11/24/99, New York, NY. SIGNED BY: Felix Romero. RESIDES: Santo Domingo, DR. OBTAINED: Signed as a non-drafted free agent on 7/3/17. CAREER NOTES: In 2019, named Appalachian League Player of the Week on 6/30.

Yr	Club	AVG	G	AB	R	H	2B	3B	HR	RBI	SH	SF	HB	BB	SO	SB	CS	OBP	SLG	E
2018	DSL Reds-R	.272	51	173	35	47	11	0	6	34	0	2	14	25	45	3	2	.402	.439	0
2019	Greenville-R	.220	39	132	22	29	6	0	9	27	1	2	10	20	56	2	2	.360	.470	4
Minor Totals - 2 yrs		.249	90	305	57	76	17	0	15	61	1	4	24	45	101	5	4	.384	.452	4

CHIRINO, Ray-Jacson - OF AGE: 18; HT: 6-1; WT: 175; B/T: R/R; BORN: 12/24/02, Willemstad, Curacao. SIGNED BY: Fermin Coronel, Trey Hendricks. RESIDES: Willemstad, Curacao. OBTAINED: Signed as a non-drafted free agent on 7/3/19. CAREER NOTES: 2021 will be his first professional season.

CHIRINOS, Elkyn - RHP AGE: 20; HT: 6-1; WT: 160; B/T: R/R; BORN: 9/20/00, San Francisco, Zulia, VZ. SIGNED BY: Richard Castro. RESIDES: San Francisco, Zulia, VZ. OBTAINED: Signed as a non-drafted free agent on 7/8/19.

Yr	Club	W-L	ERA	G	GS	CG	SHO	SV	IP	H	R	ER	HR	BB	SO	WP	BK
2019	DSL Reds-R	1-0	2.84	7	0	0	0	1	12.2	12	8	4	1	6	12	4	0

PLAYER DEVELOPMENT



CONFIDAN, Yerlin - OF AGE: 18; HT: 6-3; WT: 170; B/T: L/L; BORN: 12/16/02, San Antonio de Guerra, DR. SIGNED BY: Edgard Melo, Emmanuel Cartagena, Richard Jimenez. RESIDES: Santo Domingo, DR. OBTAINED: Signed as a non-drafted free agent on 7/3/19. CAREER NOTES: 2021 will be his first professional season.

CONOROPO, Omar - LHP AGE: 22; HT: 5-10; WT: 200; B/T: S/L; BORN: 5/27/98, Maracay, VZ. SIGNED BY: Jose Fuentes. RESIDES: Maracay, VZ. OBTAINED: Signed as a minor league free agent on 9/28/15. CAREER NOTES: In 2019, selected as a Pioneer League Postseason All-Star.

Yr	Club	W-L	ERA	G	GS	CG	SHO	SV	IP	H	R	ER	HR	BB	SO	WP	BK
2016	DSL Rojas-R	1-1	3.09	17	1	0	0	0	43.2	38	24	15	1	19	49	14	0
2017	DSL Rojas-R	2-5	3.38	13	13	1	0	0	64.0	78	34	24	5	14	56	4	0
2018	AZL Reds-R	1-3	4.91	17	4	0	0	0	40.1	46	26	22	4	9	40	7	1
2019	Billings-R	5-0	3.36	16	3	0	0	0	59.0	49	24	22	4	13	55	3	0
Minor Totals - 4 yrs		9-9	3.61	63	21	1	0	0	207.0	211	108	83	14	55	200	28	1

CONTRERAS, Yan - SS AGE: 20; HT: 6-2; WT: 185; B/T: R/R; BORN: 1/30/01, Yukon, OK. SIGNED BY: Hector Otero. RESIDES: Vega Baja, Puerto Rico. OBTAINED: Selected in the 12th round of the 2019 First-Year Player Draft. CAREER NOTES: In 2019, in the offseason played for Carolina of the Puerto Rican Winter League. PERSONAL: Attended the Puerto Rico Baseball Academy.

Yr	Club	AVG	G	AB	R	H	2B	3B	HR	RBI	SH	SF	HB	BB	SO	SB	CS	OBP	SLG	E
2019	AZL Reds-R	.145	20	69	8	10	1	2	0	2	0	0	1	14	25	4	1	.298	.217	16

COOPER, Tanner - RHP AGE: 21; HT: 6-3; WT: 220; B/T: R/R; BORN: 9/8/99, Rochester, NY. SIGNED BY: Lee Seras. RESIDES: Farmington, NY. OBTAINED: Selected in the 35th round of the 2019 First-Year Player Draft. PERSONAL: Played collegiately at Finger Lakes Community College (Canandaigua, NY) and Stony Brook University (Stony Brook, NY)...as a sophomore for the Lakers in 2019, batted .411 with 16 doubles, 9 triples, 8 HR and 71 RBI while pitching to a 1.62 ERA in 72.1 innings (136k)...earned Mid-State Athletic Conference and NJCAA Region III Player of the Year honors....starred as a high school athlete at Canandaigua Academy. TWITTER: @Tanner_Cooper2.

Yr	Club	W-L	ERA	G	GS	CG	SHO	SV	IP	H	R	ER	HR	BB	SO	WP	BK
2019	Greenville-R	1-0	2.21	15	0	0	0	2	36.2	23	11	9	1	12	42	1	0

COTTON, Quin - OF AGE: 22 (turns 23 on 3/31); HT: 5-11; WT: 210; B/T: R/R; BORN: 3/31/98, Torrance, CA. SIGNED BY: Dan Cholowsky. RESIDES: Aurora, CO. OBTAINED: Selected in the eighth round of the 2019 First-Year Player Draft. CAREER NOTES: In 2019, named by MLB.com as the Reds' 28th-best prospect...selected as a Pioneer League Postseason All-Star...ranked fourth in the Pioneer league with 34 walks...ranked sixth among all Reds farmhands with a .376 OBP. PERSONAL: Played collegiately at Grand Canyon University (Phoenix, AZ) where he earned Western Athletic Conference Player of the Year honors as a sophomore...graduated from Regis Jesuit HS (Aurora, CO). TWITTER: @TheQC_.

Yr	Club	AVG	G	AB	R	H	2B	3B	HR	RBI	SH	SF	HB	BB	SO	SB	CS	OBP	SLG	E
2019	Billings-R	.283	61	237	37	67	14	2	4	27	0	1	2	34	49	8	8	.376	.409	4

CREAL, Ashton - OF AGE: 21 (turns 22 on 3/23); HT: 6-1; WT: 200; B/T: R/R; BORN: 3/23/99, Joliet, IL. SIGNED BY: Andy Stack. RESIDES: New Lenox, IL. OBTAINED: Selected in the 21st round of the 2019 First-Year Player Draft. CAREER NOTES: In 2019, ranked among all Reds farmhands in OBP (.406, 4th). PERSONAL: Played collegiately at John A. Logan College (Carterville, IL)...graduated from Metea Valley HS (Aurora, IL). TWITTER: @cg_creal.

Yr	Club	AVG	G	AB	R	H	2B	3B	HR	RBI	SH	SF	HB	BB	SO	SB	CS	OBP	SLG	E
2019	AZL Reds-R	.276	48	174	33	48	12	3	0	14	1	0	6	32	48	8	3	.406	.379	3

CROOK, Narciso - OF PRONUNCIATION: nar-SEE-soe. AGE: 25; HT: 6-3; WT: 220; B/T: R/R; BORN: 7/12/95, Nagua, DR. SIGNED BY: Lee Seras. RESIDES: Ewing, NJ. OBTAINED: Selected in the 23rd round of the 2013 First-Year Player Draft. CAREER NOTES: First name is pronounced nar-SEE-soe...in 2019 was the Reds' Minor League Player of the Month for July and International League Player of the Week for 7/14-7/20...during the 2019 and 2020 off-seasons played for Licey in the Dominican Winter League (.29g, .176, 1 2b, 3hr, 13rbi, 3sb)...following the 2018 season was 1 of 10 Reds minor leaguers to attend a leadership training program at West Point...2020: Following the season became a minor league free agent but was re-signed by the Reds to a minor league contract...played for Licey in the Dominican Winter League (.14g, .226, 3hr, 10rbi, 2sb, .850ops)...2019: Led all Reds minor leaguers with 8 triples...Played for Licey in the Dominican Winter League (.15g, .140, 1 2b, 3rbi, 1sb)...PERSONAL: Attended Trenton (NJ) Central High School...played at Gloucester County College, now known as Rowan College of South Jersey, where in one game he went 5-for-6 with 4 HR and 7 RBI...step-father is former NFL wide receiver Alvis Darby...is a cousin to former Major League catcher Angel Pena...participated in the 2020 Reds Caravan...follow on Twitter @ThatOutfielder and on Instagram @Ncrook_.

Yr	Club	AVG	G	AB	R	H	2B	3B	HR	RBI	SH	SF	HB	BB	SO	SB	CS	OBP	SLG	E
2014	AZL Reds-R	.255	42	149	27	38	9	2	4	20	0	3	1	13	45	12	1	.313	.423	3
2015	Dayton-A	.236	105	381	42	90	19	5	9	47	2	1	3	15	103	13	3	.270	.383	6
2016	Dayton-A	.244	23	82	12	20	4	0	3	7	0	0	2	6	23	2	1	.311	.402	2
2017	Dayton-A	.213	36	136	8	29	6	1	4	17	0	1	2	10	41	3	2	.275	.360	1
2018	Dayton-A	.263	25	80	11	21	10	1	3	19	0	2	1	9	27	3	0	.337	.525	1
	Dayton-A	.208	15	48	5	10	2	1	1	3	0	0	3	3	11	1	1	.296	.354	0
	Pensacola-AA	.286	63	161	18	46	5	2	2	22	1	3	3	18	41	4	4	.362	.379	0
2019	Chattanooga-AA	.296	24	71	11	21	6	2	0	6	0	0	0	5	18	1	1	.342	.437	3
	Louisville-AAA	.273	84	275	38	75	16	6	10	35	0	4	19	84	9	2	.329	.484	1	
Minor Totals - 6 yrs		.253	417	1383	172	350	77	20	36	176	3	10	19	98	393	48	15	.309	.416	17

CRUZ, Raynardo - RHP AGE: 19; HT: 6-2; WT: 165; B/T: R/R; BORN: 10/24/01, San Pedro de Macoris, DR. SIGNED BY: Samuel Pimentel, Emmanuel Cartagena. RESIDES: San Pedro de Macoris, DR. OBTAINED: Signed as an international free agent on 1/15/21. CAREER NOTES: 2021 will be his first professional season.

CUEVAS, Andry - RHP AGE: 22; HT: 6-4; WT: 185; B/T: R/R; BORN: 8/4/98, Santana, DR. SIGNED BY: Richard Jimenez. RESIDES: Jimani, DR. OBTAINED: Signed as a first-year minor league player on 10/15/16. CAREER NOTES: In 2019, selected as a Baseball America DSL All-Star...led all Reds farmhands with 15 saves.

Yr	Club	W-L	ERA	G	GS	CG	SHO	SV	IP	H	R	ER	HR	BB	SO	WP	BK
2017	DSL Reds-R	1-3	4.30	12	5	0	0	0	37.2	23	21	18	2	23	43	4	0
2018	DSL Reds-R	2-2	5.00	19	0	0	0	3	27.0	16	18	15	0	26	31	10	0
2019	DSL Reds-R	6-2	2.27	28	0	0	0	15	43.2	19	15	11	2	19	56	3	0
Minor Totals - 3 yrs		9-7	3.66	59	5	0	0	18	108.1	58	54	44	4	68	130	17	0

CURLIS, Connor - LHP AGE: 24; HT: 6-1; WT: 195; B/T: L/L; BORN: 1/29/96, Findlay, OH. **SIGNED BY:** Ben Jones. **RESIDES:** Findlay, OH. **OBTAINED:** Selected in the 24th round of the 2018 First-Year Player Draft. **CAREER NOTES:** In 2019, named Midwest League Pitcher of the Week on 8/11...in 2018, made his professional debut with 16 apps at Rookie Billings. **PERSONAL:** Played collegiately at Ohio State...graduated from Findlay HS (OH) where he was the 2015 Pitcher of the Year in Three Rivers Athletic Conference...his cousin, Tyler, played baseball at Wittenburg then became a minor league umpire...his cousin, Chad, played baseball at Bowling Green State University. **TWITTER:** @ccurlis9.

Yr	Club	W-L	ERA	G	GS	CG	SHO	SV	IP	H	R	ER	HR	BB	SO	WP	BK
2018	Billings-R	3-0	4.56	16	1	0	0	0	25.2	23	16	13	1	10	33	1	0
2019	Dayton-A	4-6	3.16	17	13	0	0	0	74.0	68	35	26	9	32	72	1	1
	Daytona-A	1-0	0.96	2	2	0	0	0	9.1	12	1	1	0	3	7	0	0
Minor Totals - 2 yrs		8-6	3.30	35	16	0	0	0	109.0	103	52	40	10	45	112	2	1

DAVILA, Vladimir - RHP AGE: 18; HT: 5-11; WT: 158; B/T: R/R; BORN: 9/10/02, Valencia, Carabobo, VZ. **SIGNED BY:** Ricardo Quintero, Richard Castro. **RESIDES:** Valencia Carabobo, VZ. **OBTAINED:** Signed as a non-drafted free agent on 7/27/19. **CAREER NOTES:** 2021 will be his first professional season.

DAVIS, Noah - RHP AGE: 23 (turns 24 on 4/22); HT: 6-2; WT: 195; B/T: R/R; BORN: 4/22/97, Newport Beach, CA. **SIGNED BY:** Rick Ingalls. **RESIDES:** Huntington Beach, CA. **OBTAINED:** Selected in the 11th round of the 2018 First-Year Player Draft. **CAREER NOTES:** In 2020, ranked by MLB.com as the Reds' 24th-best prospect...in 2018, did not make his professional debut due to injury (right elbow surgery)...selected by D1 Baseball as the 53rd best college prospect in the draft. **PERSONAL:** Played collegiately at UC Santa Barbara...graduated from Huntington Beach HS.

Yr	Club	W-L	ERA	G	GS	CG	SHO	SV	IP	H	R	ER	HR	BB	SO	WP	BK
2019	AZL Reds-R	0-2	7.88	5	5	0	0	0	8.0	13	7	7	4	0	5	0	0
	Billings-R	1-1	2.10	8	8	0	0	0	34.1	27	10	8	4	13	30	3	0
Minor Totals - 1 yr		1-3	3.19	13	13	0	0	0	42.1	40	17	15	8	13	35	3	0

DE JESUS, Jhon - RHP PRONUNCIATION: duh-HAY-soos, John. AGE: 24; HT: 6-4; WT: 180; B/T: R/R; BORN: 1/9/97, Villa Altagraja, DR. **SIGNED BY:** Richard Jimenez. **RESIDES:** Santo Domingo, DR. **OBTAINED:** Signed as a non-drafted free agent on 12/19/14.

Yr	Club	W-L	ERA	G	GS	CG	SHO	SV	IP	H	R	ER	HR	BB	SO	WP	BK
2015	DSL Rojas-R	4-5	3.35	13	11	0	0	0	51.0	45	23	19	0	23	42	11	3
2016	DSL Rojas-R	4-4	2.85	13	13	0	0	0	72.2	68	33	23	2	18	49	8	0
2017	Billings-R	2-4	5.79	15	15	0	0	0	60.2	62	42	39	7	30	58	11	2
2018									(Did Not Play)								
2019	Dayton-A	2-13	5.08	23	23	0	0	0	95.2	116	68	54	12	36	68	14	0
Minor Totals - 4 yrs		12-26	4.34	64	62	0	0	0	280.0	291	166	135	21	107	217	44	5

DE LA CRUZ, Ely - SS AGE: 19; HT: 6-2; WT: 150; B/T: S/R; BORN: 1/11/02, Sabana Grande de Boya, DR. **SIGNED BY:** Richard Jimenez. **RESIDES:** Santo Domingo, DR. **OBTAINED:** Signed as a non-drafted free agent on 7/2/18.

Yr	Club	AVG	G	AB	R	H	2B	3B	HR	RBI	SH	SF	HB	BB	SO	SB	CS	OBP	SLG	E
2019	DSL Reds-R	.285	43	165	24	47	11	1	1	26	1	2	4	14	45	3	6	.351	.382	15

DE LEON, Michael - INF AGE: 24; HT: 6-1; WT: 195; B/T: R/R; BORN: 1/14/97, Santo Domingo, DR. **SIGNED BY:** Danilo Troncoso (Rangers). **RESIDES:** Santo Domingo, DR. **OBTAINED:** Selected from the Rangers with the 11th pick in the Triple-A phase of the 2019 Rule 5 Draft. **CAREER NOTES:** In 2020-21, played for Licey in the Dominican Winter League...in 2019, was selected as a Texas League All-Star...finished 8th in the league with 124 hits...in 2018, ranked among Texas League leaders in games (135, 2nd) and hits (132, T10th)...led all TL shortstops for the second consecutive season in total chances (446), putouts (150) and double plays (58)...played for Licey in the Dominican Winter League...in 2017, opened the season as the second-youngest player in the Texas League...played for Licey in the Dominican Winter League...in 2016, opened the season as the second-youngest player in the California League...rated statistically as the top defensive shortstop in the CL (.964 fielding pct; 18e/497tc)...named Rangers Minor League Defender of the Month for May...in 2015, made 2 stints on the disabled list (7/9-8/10 left femur strain and 9/2-thru end of season right quad strain)...in 2014, finished the season in Class A-advanced as a 17 year-old in his first professional season...played for Surprise in the prestigious Arizona Fall League...was the first 17 year-old to ever play in the league. **PERSONAL:** Signed with the Rangers as a non-drafted free agent on 7/2/13.

Yr	Club	AVG	G	AB	R	H	2B	3B	HR	RBI	SH	SF	HB	BB	SO	SB	CS	OBP	SLG	E
2014	Frisco-AA	.333	1	3	1	1	1	0	0	0	0	0	0	0	1	0	0	.333	.667	0
	Hickory-A	.244	85	336	42	82	10	2	1	26	5	3	1	28	40	3	3	.302	.295	14
	Myrtle Beach-A	.292	7	24	5	7	3	0	1	6	1	0	0	3	4	0	0	.370	.542	0
2015	Hickory-A	.222	81	306	29	68	11	2	1	29	5	2	1	23	47	1	1	.277	.281	12
2016	High Desert-A	.267	128	454	54	121	25	1	9	54	7	2	4	24	57	7	5	.308	.385	20
2017	Frisco-AA	.223	112	394	29	88	16	1	2	35	2	3	1	18	48	3	2	.257	.284	20
2018	Frisco-AA	.262	135	503	54	132	21	0	4	49	4	4	4	21	69	1	1	.295	.328	12
2019	Frisco-AA	.260	127	477	51	124	17	0	3	40	1	3	5	30	62	3	3	.309	.314	10
Minor Totals - 6 yrs		.249	676	2497	265	623	104	6	21	239	25	17	16	147	328	18	15	.294	.321	88

DEMURIAS, Eddy - RHP PRONUNCIATION: duh-MYUR-ee-us. AGE: 23; HT: 6-0; WT: 200; B/T: R/R; BORN: 8/1/97, Miami, FL. **SIGNED BY:** Jimmy Moran. **RESIDES:** Miami, FL. **OBTAINED:** Selected in the 27th round of the 2018 First-Year Player Draft. **CAREER NOTES:** In 2019, became the first pitcher in Class-A Dayton franchise history to bat and score a run in the same inning (8/14 at Bowling Green)...this was notable due to the fact that the Midwest League utilizes the DH for all games...in 2018, made his professional debut with 20 relief appearances for Rookie Billings...selected as a Pioneer League midseason All-Star. **PERSONAL:** Played collegiately at the University of South Carolina, Miami Dade College and the University of Florida...was a member of the 2017-18 Spring SEC Academic Honor Roll...graduated from Miami Killian HS (FL). **TWITTER:** @DatDudeED5.

Yr	Club	W-L	ERA	G	GS	CG	SHO	SV	IP	H	R	ER	HR	BB	SO	WP	BK
2018	Billings-R	1-5	4.97	20	0	0	0	3	29.0	33	22	16	2	10	25	3	1
2019	Dayton-A	3-4	4.50	40	0	0	0	4	78.0	85	42	39	4	24	70	6	1
Minor Totals - 2 yrs		4-9	4.63	60	0	0	0	7	107.0	118	64	55	6	34	95	9	2

DIAZ, Alexis - RHP AGE: 24; HT: 6-2; WT: 224; B/T: R/R; BORN: 9/28/96, Humacao, PR. **SIGNED BY:** Will Harford. **RESIDES:** Naguabo, PR. **OBTAINED:** Selected in the 12th round of the 2015 First-Year Player Draft. **CAREER NOTES:** In 2020-21, played for Caguas in the Puerto Rican Winter League... in 2018, his 67 strikeouts ranked second in the Appalachian League...in 2016, missed the entire season recovering from "Tommy John surgery" (5/24/16)...in 2015, Baseball America recognized him as the top-ranked pre-draft prospect from Puerto Rico. **PERSONAL:** Is the younger brother of Mets pitcher Edwin Diaz.

Yr	Club	W-L	ERA	G	GS	CG	SHO	SV	IP	H	R	ER	HR	BB	SO	WP	BK
2015	AZL Reds-R	0-1	1.38	9	0	0	0	0	13.0	8	6	2	1	5	11	5	1
2016																	
(Injured - Did Not Play)																	
2017	AZL Reds-R	2-3	4.94	13	4	0	0	0	31.0	31	21	17	2	13	40	4	3
2018	Greenville-R	3-3	3.02	11	9	0	0	0	53.2	51	22	18	6	18	67	6	1
2019	Dayton-A	7-4	5.18	25	4	0	0	0	57.1	52	34	33	4	28	74	6	0
	AZL Reds-R	0-0	5.40	2	1	0	0	0	1.2	5	4	1	0	1	3	1	0
Minor Totals - 4 yrs		12-11	4.08	60	18	0	0	0	156.2	147	87	71	13	65	195	22	5

DUNNE, Ryan - RHP AGE: 25 (turns 26 on 3/17); HT: 6-3; WT: 220; B/T: L/R; BORN: 3/17/95, Peoria, IL. **SIGNED BY:** Andy Stack. **RESIDES:** Peoria, IL. **OBTAINED:** Signed as a non-drafted free agent on 6/25/18. **CAREER NOTES:** In 2018, his 5 saves ranked T3rd in the Pioneer League. **PERSONAL:** Played at Western Illinois where in 2018 was named to the All-Summit League second team...also attended Missouri State University and John A. Logan Community College...his father, Mike, pitched in parts of 5 big league seasons and was runner-up for the 1987 NL Rookie of the Year Award (23gs, 13-6, 3.03 ERA for Pit).

Yr	Club	W-L	ERA	G	GS	CG	SHO	SV	IP	H	R	ER	HR	BB	SO	WP	BK
2018	Billings-R	2-0	2.66	16	0	0	0	5	23.2	14	8	7	0	9	26	3	0
2019	Billings-R	6-4	3.98	23	0	0	0	0	31.2	23	19	14	4	17	46	5	0
Minor Totals - 2 yrs		8-4	3.42	39	0	0	0	5	55.1	37	27	21	4	26	72	8	0

ESPINOZA, Iverson - INF AGE: 18; HT: 5-10 WT: 155; B/T: R/R; BORN: 1/6/03, Maracay, Aragua, VZ. **SIGNED BY:** Andy Stack. **RESIDES:** Maracay, Aragua, VZ. **OBTAINED:** Signed as a non-drafted free agent on 7/8/19. **CAREER NOTES:** 2021 will be his first professional season.

FERNANDEZ, Ivlin - INF AGE: 19; HT: 6-1; WT: 160; B/T: R/R; BORN: 9/8/01, San Francisco de Macoris, DR. **RESIDES:** San Francisco de Macoris, DR. **OBTAINED:** Signed as a non-drafted free agent on 7/2/18.

Yr	Club	AVG	G	AB	R	H	2B	3B	HR	RBI	SH	SF	HB	BB	SO	SB	CS	OBP	SLG	E
2019	DSL Reds-R	.274	40	146	17	40	4	0	0	16	1	2	3	18	27	5	6	.361	.301	9

FIGUEROA, Miguel - RHP AGE: 23; HT: 6-1; WT: 177; B/T: R/R; BORN: 8/9/97, Santo Domingo, DR. **SIGNED BY:** Giants. **RESIDES:** Santo Domingo, DR. **OBTAINED:** Selected by the Reds from the Giants in the Triple-A Phase of the 2019 Rule 5 Draft. **CAREER NOTES:** Originally signed by the Giants as a non-drafted free agent on 7/2/15.

Yr	Club	W-L	ERA	G	GS	CG	SHO	SV	IP	H	R	ER	HR	BB	SO	WP	BK
2016	DSL Giants-R	5-0	3.02	11	11	0	0	0	47.2	42	18	16	3	14	28	8	0
2017	AZL Giants-R	0-1	5.24	13	11	0	0	0	44.2	58	44	26	1	13	38	10	1
2018	Salem-Keizer-A	2-5	7.41	14	5	0	0	0	37.2	53	35	31	3	17	16	8	0
2019	AZL Giants-R	1-0	3.86	6	0	0	0	1	18.2	13	9	8	0	5	28	6	0
	Salem-Keizer-A	0-0	2.08	9	0	0	0	2	17.1	12	7	4	0	10	17	1	0
Minor Totals - 4 yrs		8-6	4.61	53	27	0	0	3	166.0	178	113	85	7	59	127	33	1

FINNEGAN, Brandon - LHP AGE: 27; HT: 5-11 WT: 216; B/T: L/L; BORN: 4/14/93, Fort Worth, TX. **SIGNED BY:** Chad Lee. **RESIDES:** Fort Worth, TX. **OBTAINED:** From the Royals, along with LHP John Lamb and LHP Cody Reed, for RHP Johnny Cueto, 7/26/15. **CAREER NOTES:** As Kansas City's top pick in the June 2014 first-year player draft was selected 17th overall...was scouted and signed by Chad Lee...when promoted in September 2014 became just the third Royals draft pick to debut in the same season he was selected, joining Bo Jackson (4th round, 1986) and Jeff Granger (1st round, 1993)...is the only player ever to appear in the NCAA College World Series and Major League Baseball's World Series in the same year...made 7 Postseason relief apps during the Royals' run to the 2014 American League championship, including 2 apps in the World Series vs the eventual champion Giants...2020: Attended minor league spring training camp in Goodyear...on 8/7 was added to the Reds' 60-player pool roster and spent the rest of Summer Camp at the alternate training site...was not on the Reds' 40-player Postseason roster...2019: Made all of his pitching apps for Class AA Chattanooga...on Opening Day was designated for assignment, along with RHP Matt Wisler, to make room on the 40-man roster for IF/OF Derek Dietrich and SS José Iglesias...on 4/2 cleared waivers and was outrighted to Chattanooga, then was transferred to Rookie Billings...on 6/13 was transferred to Class AAA Louisville's roster but did not appear in a game for the Bats...on 7/25 was transferred to Chattanooga, where he spent the rest of the season...was assigned to 2020 minor league spring training camp but made 5 relief apps in exhibition "A" games for the Reds...**PERSONAL:** Earned 3 varsity letters in baseball at Southwest High School in Fort Worth, Texas, where he was All-State as a senior and All-District twice...played 3 years at Texas Christian University, where he went 4-5, 3.47 as a freshman and was honorable mention All-Big 12 as a sophomore (3.14er, 86k in 16g)...in his junior season in 2014, went 9-3, 2.04 to help lead the Horned Frogs to the NCAA College World Series...that year ranked third in Division I with 134 strikeouts and was named All-America by most baseball publications/organizations...played for the 2013 USA Baseball national collegiate team...his older brother, Jonathan, played baseball at Western Texas College...his father, Gary, played baseball at TCU...follow on Twitter @bfinny29.

Yr	Club	W-L	ERA	G	GS	CG	SHO	SV	IP	H	R	ER	HR	BB	SO	WP	BK
14	Wilmington - A	0-1	0.60	5	5	0	0	0	15.0	5	1	1	1	2	13	1	0
	Northwest Arkansas - AA	0-3	2.25	8	0	0	0	0	12.0	15	9	3	2	2	13	1	0
	Kansas City	0-1	1.29	7	0	0	0	0	7.0	6	1	1	0	1	10	0	0
15	Northwest Arkansas - AA	0-1	2.77	5	3	0	0	1	13.0	10	9	4	1	12	13	0	0
	Omaha - AAA	0-2	7.07	6	4	0	0	0	14.0	17	12	11	1	7	19	0	0
	Louisville - AAA	0-3	6.23	8	8	0	0	0	30.1	31	22	21	3	17	30	3	0
	Kansas City	3-0	2.96	14	0	0	0	0	24.1	16	8	8	3	13	21	0	0
	Cincinnati	2-2	4.18	6	4	0	0	0	23.2	21	11	11	5	8	24	0	0
16	Cincinnati	10-11	3.98	31	31	1	0	0	172.0	150	86	76	29	84	145	6	2
17	Cincinnati	1-1	4.15	4	4	0	0	0	13.0	9	6	6	1	13	16	1	0
	#Pensacola - AA	0-0	0.00	2	2	0	0	0	7.0	2	0	0	0	1	5	0	0
	#Louisville - AAA	0-0	7.20	1	1	0	0	0	5.0	4	4	4	2	2	5	0	0
18	Cincinnati	0-3	7.40	5	5	0	0	0	20.2	27	20	17	5	15	14	1	0
	Louisville - AAA	2-10	7.05	28	9	0	0	0	67.2	90	65	53	10	40	57	5	0
19	Chattanooga - AA	1-0	6.60	13	0	0	0	0	15.0	14	11	11	1	10	17	1	0
Major Totals		16-18	4.11	67	44	1	0	0	260.2	229	132	119	43	134	230	8	2
AL Totals		3-1	2.59	21	0	0	0	0	31.1	22	9	9	3	14	31	0	0
Reds Totals		13-17	4.32	46	44	1	0	0	229.1	207	123	110	40	120	199	8	2
Minor Totals		3-20	5.43	76	32	0	0	1	179.0	188	133	108	21	93	172	11	0
# Injury rehab																	

FISHER, Andy - LHP AGE: 25; HT: 6-1; WT: 185; B/T: L/L; BORN: 1/9/96, Urbana, IL. **SIGNED BY:** Andy Stack. **RESIDES:** Nashville, TN. **OBTAINED:** Signed as a minor league free agent on 6/9/19. **CAREER NOTES:** In 2019, earned Reds Minor League Pitcher of the Month for July in his first full month as a professional...did not allow an earned run or a walk in his first 4 apps with Class-A Dayton spanning 15 innings (3h, 19k)...named Midwest League Pitcher of the Week on 7/21. **PERSONAL:** Played collegiately at the University of Illinois where in 2019 earned All-Big Ten First Team honors and Academic All-Big Ten honors... named NCBWA National Pitcher of the Week and Big Ten Pitcher of the Week in May 2019... graduated from Illinois in May 2018 with a degree in Finance...working toward master's degree (recreation, sport and tourism)...also attended Eastern Illinois University...graduated from Bowling Green HS (OH) where in addition to baseball, played football and soccer.

Yr	Club	W-L	ERA	G	GS	CG	SHO	SV	IP	H	R	ER	HR	BB	SO	WP	BK
2019	Greeneville-R	0-0	0.87	6	1	0	0	0	20.2	13	4	2	0	3	26	1	0
	Dayton-A	3-3	2.73	10	1	0	0	0	26.1	18	10	8	2	4	32	0	0
Minor Totals - 1 yr		3-3	1.91	16	2	0	0	0	47.0	31	14	10	2	7	58	1	0

FRANCO, Jose - RHP AGE: 20; HT: 6-2; WT: 175; B/T: R/R; BORN: 11/25/00, Aragua, VZ. **SIGNED BY:** Richard Castro and Bob Engle. **RESIDES:** Aragua, VZ. **OBTAINED:** Signed as a non-drafted free agent on 10/16/18. **CAREER NOTES:** In 2019, ranked among all Reds farmhands with a 2.20 ERA.

Yr	Club	W-L	ERA	G	GS	CG	SHO	SV	IP	H	R	ER	HR	BB	SO	WP	BK
2019	DSL Reds-R	3-1	2.20	14	14	0	0	0	57.1	50	19	14	1	14	59	6	1

FRANCO, Rafael - OF AGE: 19; HT: 6-0; WT: 155; B/T: R/R; BORN: 6/20/01, Chihuahua, MX. **SIGNED BY:** Hector Otero. **RESIDES:** Chihuahua, MX. **OBTAINED:** Signed as a non-drafted free agent on 1/18/18.

Yr	Club	AVG	G	AB	R	H	2B	3B	HR	RBI	SH	SF	HB	BB	SO	SB	CS	OBP	SLG	E
2018	AZL Reds-R	.256	33	82	10	21	5	0	0	3	0	0	4	8	25	6	1	.351	.317	3
2019	AZL Reds-R	.232	39	138	21	32	1	2	1	13	0	2	4	8	31	6	1	.289	.290	2
Minor Totals - 2 yrs		.241	72	220	31	53	6	2	1	16	0	2	8	16	56	12	2	.313	.300	5

FRANSEN, Arij - RHP AGE: 19; HT: 6-4; WT: 215; B/T: R/R; BORN: 5/20/01, Deventer, Netherlands. **SIGNED BY:** Evert Jan't Hoen, Trey Hendricks. **RESIDES:** Deventer, Netherlands. **OBTAINED:** Signed as a non-drafted free agent on 5/27/19. **CAREER NOTES:** 2021 will be his first professional season.

FREE, James - C AGE: 22 (turns 23 on 4/14); HT: 6-2; WT: 225; B/T: S/R; BORN: 4/14/98, Anaheim, CA. **SIGNED BY:** Rich Bordi. **RESIDES:** Stockton, CA. **OBTAINED:** Signed as a minor league free agent on 6/22/19. **PERSONAL:** Played collegiately at the University of the Pacific (Stockton, CA)...graduated from Damien HS (La Verne, CA).

Yr	Club	AVG	G	AB	R	H	2B	3B	HR	RBI	SH	SF	HB	BB	SO	SB	CS	OBP	SLG	E
2019	Billings-R	.245	43	155	30	38	9	1	7	24	0	1	3	18	38	0	0	.333	.452	2

FRIEDL, TJ - OF AGE: 25; HT: 5-10; WT: 180; B/T: L/L; BORN: 8/14/95, Sewickley, PA. **SIGNED BY:** Rex De La Nuez. **RESIDES:** Las Vegas, NV. **OBTAINED:** Signed as a non-drafted free agent on 8/4/16. **CAREER NOTES:** First name is TJ, without punctuation...last name is pronounced FREE-dul...his strike zone discipline is rated by Baseball America the best among Reds minor leaguers...entered the 2021 season rated by Baseball America the 22nd-best prospect in the organization...following an injury-plagued 2019 season, entered the 2020 campaign rated by MLB.com the 20th-best prospect in the organization...entered the 2019 season rated by Baseball America the 13th-best prospect in the organization...in 2018 was the Reds' Minor League Hitter of the Year, a mid-season Florida State League All-Star and rated by MLB Pipeline the 15th-best prospect in the organization...his strike zone judgment was rated by Baseball America the best in the Florida State League...in 2017 was a mid-season Midwest League All-Star and rated among the best prospects in the organization by Baseball America (17th) and MLB.com (15th)...in 2016 was a MiLB.com Reds Organization All-Star and rated by Baseball America the best defensive outfielder in the organization...in his professional debut, on 8/5/16 for Billings vs Ogden, went 3-for-3 with 2 home runs...in November 2017 attended the Reds' leadership training program at West Point...in the August following his redshirt sophomore season at the University of Nevada, was signed by Reds scout Rex De La Nuez as an undrafted free agent...2020: Attended minor league spring training camp in Goodyear...on 8/7 was added to the Reds' 60-player pool roster and spent the rest of Summer Camp at the alternate training site...was not on the Reds' 40-player Postseason roster...2019: Was a non-roster invite to Major League Spring training camp, his first (16g, .278)...spent the regular season at Class AA Chattanooga, where he made 65 apps around 3 separate stints on the 7-day injured list with a right rotator cuff strain (4/29-5/6), right ankle sprain (6/24-6/30) and right ankle tendinitis (7/2-remainder of the season)...suffered the right shoulder injury in April while sliding...the right ankle injury led to surgery on 7/18 to repair the torn peroneal tendon...entered the season rated by Baseball America the 13th-best prospect in the organization...was assigned to 2020 minor league spring training camp but made 4 apps in exhibition "A" games for the Reds...2018: Was the Reds' Minor League Hitter of the Year and a mid-season Florida State League All-Star...in 131 apps at Class A Daytona and Class AA Pensacola combined to hit .284 with 32 extra-base hits and 30 stolen bases...among all Reds minor leaguers ranked second in stolen bases and 10th in batting average...his strike zone judgment was rated by Baseball America the best in the Florida State League...following the season was rated by MLB Pipeline the 15th-best prospect in the organization...on 1/9/19 was invited to Major League Spring training camp...**PERSONAL:** Full name is Terry Lee Friedl Jr....graduated from Foothill High School in Pleasonton, California, where he lettered in baseball and basketball...played baseball at the University of Nevada, where as a redshirt sophomore in 2016 he was named to the All-Mountain West first team...his .401 batting average over 58 apps that season was eighth-best in Wolf Pack history and 11th-best in the nation...was a member of the 2016 USA Baseball Collegiate National Team...his uncle, Jim Friedl, played quarterback at the University of Pittsburgh...participated in the 2018 Reds Caravan...follow on Twitter @TJFriedl_1.

Yr	Club	AVG	G	AB	R	H	2B	3B	HR	RBI	SH	SF	HB	BB	SO	SB	CS	OBP	SLG	E
16	Billings - R	.347	29	121	24	42	11	2	3	17	0	0	3	13	25	7	2	.423	.545	1
17	Daytona - A	.257	48	179	15	46	6	2	2	13	4	1	5	10	39	2	1	.313	.346	0
	Daytona - A	.284	66	250	47	71	20	6	5	25	1	2	10	29	46	14	8	.378	.472	3
18	Daytona - A	.294	64	228	40	67	10	4	3	35	0	2	6	38	44	11	4	.405	.412	2
	Pensacola - AA	.276	67	261	47	72	10	3	2	16	1	0	28	56	19	5	.359	.360	1	
19	Chattanooga - AA	.235	65	226	38	53	11	4	5	28	1	2	11	29	50	13	4	.347	.385	5
Minor Totals		.277	339	1265	211	351	68	21	20	134	7	7	41	147	260	66	24	.369	.412	12

GALINDO, Cristian - LHP AGE: 18; HT: 6-2; WT: 150; B/T: L/L; BORN: 10/14/02, Charallave, VZ. **SIGNED BY:** Richard Castro, David Espinosa. **OBTAINED:** Signed as an international free agent on 1/15/21. **CAREER NOTES:** 2021 will be his first professional season.

GARBEE, Tyler - RHP AGE: 24; HT: 6-3; WT: 215; B/T: R/R; BORN: 10/8/96, New York, NY. **SIGNED BY:** Jeff Brooksens. **RESIDES:** Sewickley, PA. **OBTAINED:** Selected in the 19th round of the 2019 First-Year Player Draft. **PERSONAL:** Played collegiately at Mercyhurst University and the University of Pittsburgh... graduated from Quaker Valley HS (Leetsdale,PA), the same school attended by longtime NFL head coach Chuck Knox... **TWITTER:** @TGGarbs3.

Yr	Club	W-L	ERA	G	GS	CG	SHO	SV	IP	H	R	ER	HR	BB	SO	WP	BK
2019	Greeneville-R	2-2	3.83	15	5	0	0	2	47.0	48	23	20	3	11	52	6	1

GARCIA, Gregory - RHP AGE: 18; HT: 6-1; WT: 175; B/T: R/R; BORN: 12/16/02, San Felipe, Yaraucuy, VZ. **SIGNED BY:** Richard Castro, Richard

Jimenez. RESIDES: San Felipe, Yaracuy, VZ.. **OBTAINED:** Signed as a non-drafted free agent on 9/10/19. **CAREER NOTES:** 2021 will be his first professional season.

GARCIA, Juan - C AGE: 17; HT: 5-11; WT: 185; B/T: R/R; BORN: 5/3/03, Cartagena, Colombia. **SIGNED BY:** Jose Valdelamar & Trey Hendricks. **RESIDES:** Cartagena, Colombia. **OBTAINED:** Signed as a non-drafted free agent on 7/4/19. **CAREER NOTES:** 2021 will be his first professional season.

GARCIA, Pedro - RHP AGE: 25 (turns 26 on 3/21); HT: 5-11; WT: 220; B/T: R/R; BORN: 3/21/95, Maracaibo, VZ. **RESIDES:** Victoria, TX. **OBTAINED:** Signed as a non-drafted free agent on 7/22/19. **CAREER NOTES:** In 2020-21, pitched for Manati in the Puerto Rican Winter League.

Yr	Club	W-L	ERA	G	GS	CG	SHO	SV	IP	H	R	ER	HR	BB	SO	WP	BK
2019	AZL Reds-R	1-0	0.00	5	2	0	0	0	14.1	12	1	0	0	4	14	1	0
	Dayton-A	0-0	0.00	1	0	0	0	0	1.1	0	0	0	0	0	2	1	0
Minor Totals - 1 yr		1-0	0.00	6	2	0	0	0	15.2	12	1	0	0	4	16	2	0

GARCIA, Wilson - 1B AGE: 27; HT: 5-11; WT: 230; B/T: S/R; BORN: 1/11/94, Caracas, VZ. **RESIDES:** Charallave, VZ. **OBTAINED:** Was signed to a minor league contract on 11/18/20. **CAREER NOTES:** In 2019 was a mid-season Eastern League All-Star...in 2018 was an MiLB.com Orioles Organization All-Star, Carolina League All-Star and Carolina League Player of the Week for 5/13-5/19...missed most of the 2019 season with a broken right foot suffered on 6/19, when he was hit by a pitch...didn't play again the rest of the season...when injured had 33 extra-base hits and 46 RBI in 69 apps and was leading the Eastern League in extra-base hits and doubles...during each of 4 consecutive off-seasons from 2015-2018 played in the Venezuela Winter League (66g, .240, 7 2b, 3hr, 22rbi)...spent 3 winters playing for Zulia and his most recent for Lara...2020: Spent the season on the Indians' Class AA Akron roster...on 1/23 was invited to 2020 Major League spring training camp in Goodyear, but was not on the Indians' 60-man player Summer Camp roster...became a minor league free agent following the season.

Yr	Club	AVG	G	AB	R	H	2B	3B	HR	RBI	SH	SF	HB	BB	SO	SB	CS	OBP	SLG	E
11	VSL Phillies - R	.264	60	197	20	52	9	0	1	22	3	1	3	17	20	3	0	.330	.325	1
12	VSL Phillies - R	.353	56	201	21	71	18	1	4	38	1	1	12	12	1	0	.391	.512	5	
13	VSL Phillies - R	.304	57	191	19	58	14	2	1	31	1	3	2	13	16	3	0	.349	.414	11
14	Williamsport - A	.220	37	127	10	28	8	0	0	9	1	0	2	7	7	0	0	.272	.283	3
15	Williamsport - A	.444	2	9	0	4	1	0	0	1	0	0	0	1	1	1	0	.444	.556	0
	Clearwater - A	.295	17	44	4	13	3	0	0	4	0	1	0	4	0	0	0	.304	.364	0
16	Lakewood - A	.273	106	421	25	115	19	0	3	58	1	10	2	12	48	0	0	.290	.340	9
17	Clearwater - A	.275	121	477	39	131	28	2	13	60	0	3	3	14	53	0	0	.298	.423	3
18	Clearwater - A	.250	7	28	2	7	3	0	0	6	0	0	0	0	1	0	0	.250	.357	1
	Frederick - A	.295	108	413	60	122	24	0	23	70	0	6	2	21	46	0	0	.328	.421	4
19	Akron - A	.268	69	257	29	69	23	0	10	46	1	1	15	35	0	0	0	.310	.475	2
Minor Totals		.283	640	2365	229	670	150	5	55	345	8	26	16	112	243	8	1	.317	.421	39

* Led Carolina League, In 2018 also led the Carolina League in OPS (.849) and total bases (215), In 2017 led the Florida State League in total bases (202)

GAYMAN, Myles - RHP AGE: 22 (turns 23 on 2/19); HT: 6-4; WT: 200; B/T: R/R; BORN: 2/19/98, Chambersburg, PA. **SIGNED BY:** Andrew Fabian. **RESIDES:** Greencastle, PA. **OBTAINED:** Signed as a non-drafted free agent on 7/1/20. **CAREER NOTES:** 2021 will be his first professional season. **PERSONAL:** Played collegiately at Penn State and Barry University (Miami Shores, FL)...graduated from Greencastle-Antrim HS (Greencastle, PA). **TWITTER:** @Myles_Gayman.

GHYZEL, John - RHP AGE: 24; HT: 6-5; WT: 230; B/T: R/R; BORN: 5/18/96, Centerville, VA. **SIGNED BY:** Lee Seras. **RESIDES:** Centerville, VA. **OBTAINED:** Selected in the 18th round of the 2017 First-Year Player Draft. **CAREER NOTES:** In 2018, was selected as a Midwest League midseason and full-season All-Star...named by Baseball America as the Midwest League's Best Reliever...his 19 saves ranked first in the Midwest League and second among all Reds minor leaguers. **PERSONAL:** Played collegiately at the University of Rochester...graduated from Westfield HS (Chantilly, VA).

Yr	Club	W-L	ERA	G	GS	CG	SHO	SV	IP	H	R	ER	HR	BB	SO	WP	BK
2017	AZL Reds-R	1-0	1.74	9	0	0	0	3	10.1	7	4	2	0	3	15	1	0
	Billings-R	0-0	9.26	8	0	0	0	0	11.2	16	17	12	1	6	11	3	0
2018	Dayton-A	3-7	4.4	42	0	0	0	19	45.0	42	23	22	3	31	58	4	0
2019	Dayton-A	5-2	5.89	38	0	0	0	2	55.0	58	37	36	2	33	49	10	1
Minor Totals - 3 yrs		9-9	5.31	97	0	0	0	24	122.0	123	81	72	6	73	133	18	1

GILBERT, Jake - RHP AGE: 24; HT: 6-8; WT: 235; B/T: R/R; BORN: 12/1/96, Heidelberg, Germany. **SIGNED BY:** Dan Cholowsky & Charlie Aliano. **RESIDES:** Evans, GA. **OBTAINED:** Signed as a non-drafted free agent on 6/22/19. **PERSONAL:** Played collegiately at the Air Force Academy where he as a member of cadet squadron 13 and majored in business management...graduated from Lakeside HS (Evans, GA), the same school attended by members of the country music group Lady Antebellum and olympic shot putter Reese Hoffa...his grandfather, Don Monson, coached men's basketball at Idaho and Oregon...his uncle, Dan Monson is the former men's head basketball coach at Gonzaga and Minnesota and currently serves as the head coach at Long Beach State...his uncle Gale Gilbert, played quarterback at Cal and played in the NFL for the San Diego Chargers and Buffalo Bills...his cousin Garrett Gilbert, played college football at Texas and SMU and played in the NFL...his hometown of Evans, GA is approximately 10 minutes away from Augusta National Golf Course.

Yr	Club	W-L	ERA	G	GS	CG	SHO	SV	IP	H	R	ER	HR	BB	SO	WP	BK
2019	AZL Reds-R	1-1	2.25	5	0	0	0	0	8.0	6	5	2	1	3	13	1	0
	Greenville-R	0-3	6.18	8	6	0	0	1	27.2	31	19	19	2	8	37	4	0
Minor Totals - 1 yr		1-4	5.30	13	6	0	0	1	35.2	37	24	21	3	11	50	5	0

GILL, Matt - RHP AGE: 22; HT: 6-5; WT: 245; B/T: L/R; BORN: 4/22/98, Hartford, CT. **SIGNED BY:** John Cetrini. **RESIDES:** Simsbury, CT. **OBTAINED:** Selected in the 27th round of the 2019 First-Year Player Draft. **PERSONAL:** Played collegiately at Boston College...graduated from Avon Old Farms School (Avon, CT)...father Chris was an all-american pitcher Ithaca College and played for Team Canada in the PanAm Games.

Yr	Club	W-L	ERA	G	GS	CG	SHO	SV	IP	H	R	ER	HR	BB	SO	WP	BK
2019	Greenville-R	2-3	7.09	18	0	0	0	2	26.2	44	31	21	1	9	25	4	0

GOMEZ, Elvis - C AGE: 21; HT: 5-11; WT: 200; B/T: R/R; BORN: 5/27/99, San Felix, VZ. **SIGNED BY:** Jose Fuentes. **RESIDES:** Puerto de Ordaz, VZ. **OBTAINED:** Signed as a non-drafted free agent on 7/6/15.

Yr	Club	AVG	G	AB	R	H	2B	3B	HR	RBI	SH	SF	HB	BB	SO	SB	CS	OBP	SLG	E
2016	DSL Rojas-R	.300	3	10	4	3	0	0	0	1	0	0	1	2	3	0	0	.462	.300	1
2017	DSL Rojas-R	.238	35	101	12	24	3	0	0	5	0	0	4	8	11	1	1	.319	.267	3
2018	AZL Reds-R	.179	21	56	5	10	1	0	0	3	1	0	2	1	8	0	1	.220	.196	3
2019	AZL Reds-R	.186	36	102	17	19	1	2	0	9	1	1	3	6	25	1	0	.250	.235	6
Minor Totals - 4 yrs		.208	95	269	38	56	5	2	0	18	2	1	10	17	47	2	2	.279	.242	13

GOMEZ, Justin - C AGE: 23 (turns 24 on 4/29); HT: 5-10; WT: 195; B/T: L/R; BORN: 4/29/97, Bellflower, CA. **SIGNED BY:** Mike Misurca. **RESIDES:**

Claremont, CA. **OBTAINED:** Selected in the 31st round of the 2019 First-Year Player Draft. **PERSONAL:** Played collegiately at Azusa Pacific University (Claremont, CA)...graduated from Bonita HS (La Verne, CA)...father Steven played in the Twins and A's systems and is the head baseball coach at Citrus College.

Yr	Club	AVG	G	AB	R	H	2B	3B	HR	RBI	SH	SF	HB	BB	SO	SB	CS	OBP	SLG	E
2019	Greenville-R	.263	25	76	8	20	3	1	2	1	1	1	1	9	24	1	0	.345	.408	1

GONZALEZ, Alberto - RHP AGE: 21; HT: 6-1; WT: 196; B/T: R/R; BORN: 7/26/99, Laredo, TX. **SIGNED BY:** Charles Aliano. **RESIDES:** Laredo, TX. **OBTAINED:** Selected in the 18th round of the 2018 First-Year Player Draft. **PERSONAL:** Graduated from Alexander HS (Laredo, TX). **TWITTER:** @Albert_gonz23.

Yr	Club	W-L	ERA	G	GS	CG	SHO	SV	IP	H	R	ER	HR	BB	SO	WP	BK
2018	AZL Reds-R	1-2	4.76	15	0	0	0	1	22.2	23	13	12	0	15	24	10	2
2019	Billings-R	0-0	5.96	11	1	0	0	0	22.2	17	15	15	5	11	29	2	0
	Greenville-R	0-0	7.76	7	0	0	0	0	11.0	12	10	9	0	8	12	3	0
Minor Totals - 2 yrs		1-2	5.75	33	1	0	0	1	56.1	52	38	36	5	34	65	15	2

GOZZO, Jake - 1B AGE: 24; HT: 6-5; WT: 220; B/T: R/R; BORN: 1/5/97, Shawnee, OK. **SIGNED BY:** Reds. **RESIDES:** Buckeye, AZ. **OBTAINED:** Signed as a non-drafted free agent on 2/25/20. **CAREER NOTES:** 2021 will be his first professional season. **PERSONAL:** Played collegiately at Oklahoma Baptist University and Orange Coast College (Orange County, CA)...graduated from Redlands East Valley HS (Redlands, CA), the same high school attended by soccer legend Landon Donovan.

GREENE, Hunter - RHP AGE: 21; HT: 6-5; WT: 230; B/T: R/R; BORN: 8/6/99, Los Angeles, CA. **SIGNED BY:** Rick Ingalls. **RESIDES:** Phoenix, AZ. **OBTAINED:** Selected in the first round of the 2017 First-Year Player Draft (second overall). **CAREER NOTES:** Was selected by the Reds in the first round (2nd overall pick) of the June 2017 first-year player draft...was rated by MLB.com the best overall prospect and by Baseball America the best high school player in that draft...the Twins selected high school SS Royce Lewis with the No. 1 overall pick...SS Kurt Stillwell (1983) and INF Nick Senzel (2016), also selected with second overall picks, are the only other players to be drafted that high by the Reds...heading into the 2017 draft, became the 13th high school athlete ever to appear on the cover of Sports Illustrated...missed the 2019 season while recovering from 4/9/19 "Tommy John" surgery to repair the torn ulnar collateral ligament in his right elbow...pitched in the 2018 SiriusXM All-Star Futures Game at Wsh's Nationals Park...in that appearance threw 19 fastballs, all of which clocked at 100mph or faster and including one pitch that reached 103.1mph...following the 2018 Futures Game, left his second second-half start for Class A Dayton (7/26 vs Ft. Wayne) with an injury to his right elbow that led to the April 2019 "Tommy John" surgery...during that game threw a pitch at 102mph, the fastest pitch ever recorded at Dayton's Fifth Third Field...in 2018, was the organization's Co-Minor League Pitcher of the Month for June and was selected by Baseball America as the best pitching prospect in the Midwest League...in his first professional season in 2017, made 3 starts at pitcher and started 7 games as the designated hitter (7-30, .233, 2 2b, 1 3b, 3rbi)...was a shortstop in high school...entered the 2021 season rated by Baseball America the fifth-best prospect in the organization...was ranked No. 71 in MLB Pipeline's Top 100...despite missing the previous season recovering from elbow surgery, entered 2020 rated the Reds' top prospect by both MLB.com and Baseball America...was No. 76 on Baseball America's Top 100 list...entered 2019 rated one of the organization's top prospects by Baseball America (#2) and MLB.com (#3)...was No. 57 on Baseball America's Top 100 list...entered 2018 rated by MLB.com and Baseball America the second-best prospect in the Reds organization...in both 2017 and 2018, his fastball was rated the best in the organization and in the Midwest League...following his first professional season in 2017, attended a leadership program at West Point...is a regular participant in events at Major League Baseball's Urban Youth Academy in Compton, CA...2020: On 7/22 was assigned to the 60-man player pool roster and spent the regular season at the alternate training site...was not on the Reds' 40-man Postseason roster...**PERSONAL:** Graduated from Notre Dame High School in Sherman Oaks, CA...other notable Notre Dame High graduates include Giancarlo Stanton, Pat Gillick, Kristen Dunst, Jerry Mathers, Rami Malek, Donald Gibb, Dave Navarro, Ed Begley Jr. and Rachel Bilson...in his high school career posted a 1.62 ERA over 121.1 innings while striking out 30 percent of the batters he faced...as a senior went 3-0, 0.75 in 5 apps (28ip, 4bb, 43k)...as a shortstop, hit .324 with 6 HR 28 RBI, 6 doubles, 2 triples, 23 runs scored, a .374 on-base percentage and a .598 slugging percentage...prior to his senior season, was named first-team Rawlings Perfect Game All-America and first-team California All-Region...as a junior attended MLB's Youth Academy in Compton and hit .419 while finishing 5-3, 1.63 on the mound...follow on Twitter @HunterGreene17.

Yr	Club	W-L	ERA	G	GS	CG	SHO	SV	IP	H	R	ER	HR	BB	SO	WP	BK	
17	Billings - R	0-1	12.46	3	3	0	0	0	4.1	8	7	6	0	1	6	1	0	
18	Dayton - A	3-7	4.48	18	18	0	0	0	68.1	66	35	34	6	23	89	6	0	
19	Daytona - A	Injured - Did Not Pitch																
Minor Totals		3-8	4.95	21	21	0	0	0	72.2	74	42	40	6	24	95	7	0	

GUTIERREZ, Dualvert - RHP AGE: 20; HT: 6-0; WT: 185; B/T: R/R; BORN: 1/25/01, Valencia, Carabobo, VZ. **SIGNED BY:** Richard Castro, Richard Jimenez. **RESIDES:** Valencia, Carabobo, VZ. **OBTAINED:** Signed as a non-drafted free agent on 9/10/19. **CAREER NOTES:** 2021 will be his first professional season.

GUZMAN, Darlin - OF AGE: 20; HT: 6-1; WT: 165; B/T: L/L; BORN: 9/27/00, Santo Domingo, DR. **SIGNED BY:** Edgar Melo. **RESIDES:** Santo Domingo, DR. **OBTAINED:** Signed as a non-drafted minor league free agent on 10/11/17. **CAREER NOTES:** In 2019, selected as a Baseball America DSL All-Star...led the Dominican Summer League in slugging pct (.616) and finished second in OPS (1.010)...ranked among all Reds farmhands in slugging (1st), OPS (1st), batting average (2nd, .357) and on-base pct (5th, .394).

Yr	Club	AVG	G	AB	R	H	2B	3B	HR	RBI	SH	SF	HB	BB	SO	SB	CS	OBP	SLG	E
2018	DSL Reds-R	.251	49	171	22	43	8	7	4	28	0	2	0	20	52	4	6	.326	.450	3
2019	DSL Reds-R	.357	47	185	40	66	18	6	6	41	0	1	2	10	44	5	3	.394	.616	7
Minor Totals - 2 yrs		.306	96	356	62	109	26	13	10	69	0	3	2	30	96	9	9	.361	.537	10

HANSON, Nick - RHP AGE: 22; HT: 6-6; WT: 225; B/T: R/R; BORN: 6/10/98, Burnsville, MN. **SIGNED BY:** Andy Stack. **RESIDES:** Savage, MN. **OBTAINED:** Selected in the third round of the 2016 First-Year Player Draft. **CAREER NOTES:** In 2019, missed the entire season due to injury...in 2018, rated by MLB.com as the Reds' 27th-best prospect...limited to 3 starts due to injury (right elbow surgery)...in 2017, did not pitch due to elbow injury...ranked by Baseball America as the Reds' 30th-best prospect...in 2016, following the season ranked by MLB.com (27th) and Baseball America (30th) as one of the Reds' top 30 prospects...named Gatorade Baseball Player of the Year for Minnesota...selected to USA TODAY's American Family Insurance ALL-USA Minnesota First Team. **PERSONAL:** Graduated from Prior Lake HS (MN). **TWITTER:** @NickHanson_.

Yr	Club	W-L	ERA	G	GS	CG	SHO	SV	IP	H	R	ER	HR	BB	SO	WP	BK
2016	AZL Reds-R	0-2	9.18	8	8	0	0	0	16.2	25	19	17	1	15	15	1	0
2018	AZL Reds-R	0-1	4.5	3	3	0	0	0	4.0	3	2	2	0	1	2	1	0
2019	(Injured - Did Not Pitch)																
Minor League Totals - 2 yrs		0-3	8.27	11	11	0	0	0	20.2	28	21	19	1	16	17	2	0

HEATHERLY, Jacob - LHP AGE: 22; HT: 6-2; WT: 227; B/T: L/L; BORN: 5/20/98, Cullman, AL. **SIGNED BY:** James Moran. **RESIDES:** Cullman,



AL. OBTAINED: Selected in the third round of the 2017 First-Year Draft. **CAREER NOTES:** In 2020, ranked by MLB.com as the Reds' 17th-best prospect...in 2019, ranked by MLB.com as the Reds' 17th-best prospect...in 2018, rated by MLB.com (17) and Baseball America (21) as one of the Reds' top prospects...in 2017, ranked by Baseball America (15th) and MLB.com (17th) as one of the best prospects in the Reds system. **PERSONAL:** Graduated from Cullman HS (Cullman, AL).

Yr	Club	W-L	ERA	G	GS	CG	SHO	SV	IP	H	R	ER	HR	BB	SO	WP	BK
2017	AZL Reds-R	2-1	2.93	9	6	0	0	0	30.2	26	13	10	3	16	26	3	1
	Billings-R	0-1	12.00	3	3	0	0	0	9.0	17	12	12	0	4	5	1	0
2018	Greenville-R	1-5	5.82	11	11	0	0	0	38.2	34	25	25	3	40	49	4	1
2019	Dayton-A	1-2	8.31	4	4	0	0	0	8.2	12	9	8	0	6	10	2	0
Minor Totals - 3 yrs		4-9	5.69	27	24	0	0	0	87.0	89	59	55	6	66	90	10	2

HENDERSON, Damian - OF/LHP AGE: 23; HT: 6-1; WT: 220; B/T: L/L; BORN: 7/14/97, Raleigh, NC. **SIGNED BY:** Jimmy Moran. **RESIDES:** Sandy, UT. **OBTAINED:** Signed as a non-drafted free agent on 7/10/20. **CAREER NOTES:** 2021 will be his first professional season. **PERSONAL:** Played collegiately at Cal State-Bakersfield and Salt Lake Community College...is an Eagle Scout. **TWITTER:** @damiahenders0n.

HENDRICK, Austin - OF AGE: 19; HT: 6-1; WT: 210; B/T: L/L; BORN: 6/15/01, Pittsburgh, PA. **SIGNED BY:** Jeff Brookens. **RESIDES:** Oakdale, PA. **OBTAINED:** Selected in the first round of the 2020 First-Year Player Draft (12th overall). **CAREER NOTES:** Prior to the 2021 season was rated No. 86 on MLB Pipeline's Top 100 prospects list and No. 97 in Baseball America's Top 100...in 2020, spent the season at the alternate training site as part of the Reds' 60-player pool Summer Camp roster...ranked by Baseball America (2) and MLB.com (3) as one of the Reds' top prospects...regarded by Baseball America as having the organization's best outfield arm. **PERSONAL:** Graduated from West Allegheny HS (Imperial, PA)...appeared in 8 games for Team USA during the 2019 WBSC U-18 Baseball World Cup...won the 2019 Under Armour All-America Home Run Derby at Wrigley Field...mother, Gina [Venezia] Hendrick, was a star gymnast at the University of Pittsburgh. **TWITTER:** @Aust_Hendrick7.

HERNANDEZ, Miguel - SS AGE: 21 (turns 22 on 4/13); HT: 6-0; WT: 194; B/T: R/R; BORN: 4/13/99, Maracay, Aragua, VZ. **SIGNED BY:** Jose Fuentes. **RESIDES:** Tumero, Aragua, VZ. **OBTAINED:** Signed as a non-drafted free agent on 7/10/15. **CAREER NOTES:** In 2018, combined to hit .280 in 67 games at Rookie Greenville and Rookie Billings...in 2017, hit safely in 20 consecutive games from 8/8-9/1, the longest hitting streak of the season in the Arizona League.

Yr	Club	AVG	G	AB	R	H	2B	3B	HR	RBI	SH	SF	HB	BB	SO	SB	CS	OBP	SLG	E
2016	DSL Rojos-R	.245	64	237	35	58	8	1	1	23	2	3	1	35	37	7	6	.341	.300	29
2017	DSL Rojos-R	.285	37	151	31	43	10	2	1	18	1	2	2	11	24	9	3	.337	.397	8
	AZL Reds-R	.314	32	140	20	44	4	3	1	12	0	0	1	4	18	1	1	.338	.407	8
2018	Greenville-R	.301	60	219	29	66	11	3	2	29	1	2	0	13	37	2	1	.338	.406	13
	Billings-R	.083	7	24	4	2	0	0	0	2	0	0	0	3	2	0	0	.185	.083	2
2019	Dayton-A	.245	127	445	47	109	22	2	5	43	9	4	1	25	94	7	3	.284	.337	28
Minor Totals - 4 yrs		.265	327	1216	166	322	55	11	10	127	13	11	5	91	212	26	14	.316	.353	88

HINDS, Rece - INF AGE: 20; HT: 6-4; WT: 225; B/T: R/R; BORN: 9/5/00, Niceville, FL. **SIGNED BY:** Sean Buckley. **RESIDES:** Sarasota, FL. **OBTAINED:** Selected in the second round of the 2019 First-Year Player Draft. **CAREER NOTES:** In 2020, spent the season at the alternate training site as part of the Reds' 60-player pool Summer Camp roster...ranked by Baseball America (8th) and MLB.com (9th) as one of the Reds' top prospects...regarded by Baseball America as having the organization's best power hitter and having the system's best infield arm...in 2019, finished the season as the Reds sixth-best prospect as ranked by MLB.com. **PERSONAL:** Graduated from IMG Academy (Bradenton, FL) where he was a member of the 2019 USA Today Super 25 National Championship team...finished second to Bobby Witt Jr. in the 2018 MLB High School Home Run Derby at Nationals Park. **TWITTER:** @HindsRece.

Yr	Club	AVG	G	AB	R	H	2B	3B	HR	RBI	SH	SF	HB	BB	SO	SB	CS	OBP	SLG	E
2019	Greenville-R	.000	3	8	1	0	0	0	0	1	0	0	0	2	3	0	0	.200	.000	1

HOPKINS, T.J. - OF AGE: 24; HT: 6-1; WT: 205; B/T: R/R; BORN: 1/16/97, Summerville, SC. **SIGNED BY:** Charles Aliano. **RESIDES:** Summerville, SC. **OBTAINED:** Selected in the ninth round of the 2019 First-Year Player Draft. **PERSONAL:** Played collegiately at the University of South Carolina where hit for the cycle on 3/10/19 vs Valparaiso...in 2018 was rated by D1 Baseball as the 31st-best prospect the SEC...graduated from Summerville HS.

Yr	Club	AVG	G	AB	R	H	2B	3B	HR	RBI	SH	SF	HB	BB	SO	SB	CS	OBP	SLG	E
2019	Billings-R	.267	54	202	40	54	11	3	5	30	2	3	2	19	52	12	2	.332	.426	4

HURTUBISE, Jacob - OF AGE: 23; HT: 5-11; WT: 190; B/T: L/R; BORN: 12/11/97, Indianapolis, IN. **SIGNED BY:** Lee Seras. **RESIDES:** Zionsville, IN. **OBTAINED:** Signed as a non-drafted free agent on 7/15/20. **CAREER NOTES:** 2021 will be his first professional season...enters the season ranked by Baseball America as the organization's fastest baserunner. **PERSONAL:** Played collegiately at Army where he was named Patriot League Preseason Player of the Year heading into the 2020 season...earned CoSIDA Academic All-America honors in 2020...finished his Army career as the program's all-time leader in stolen bases and walks...set Patriot League career records in steals and walks...is the first player to defer his military service to pursue baseball career under the recent pro athlete's exemption policy...graduated from Zionsville Community High School in the top 5% of his class.

INDIA, Jonathan - INF AGE: 24; HT: 6-0; WT: 200; B/T: R/R; BORN: 12/15/96, Ft. Lauderdale, FL. **SIGNED BY:** Sean Buckley. **OBTAINED:** Was selected in the first round (5th overall) of the June 2018 first-year player draft. **CAREER NOTES:** Was rated by Baseball America the fifth-best prospect in that draft...entered 2021 rated by Baseball America the Reds' third-best prospect...entered the 2020 season rated by Baseball America the second-best prospect in the organization and the 18th-best prospect in the Florida State league...was rated by MLB.com the organization's third-best prospect...in 2019 was a mid-season Florida State League All-Star and was rated by Baseball America the league's best defensive third baseman...following his first professional season in 2018 was rated by both Baseball America and MiLB.com the Reds' fourth-best prospect...2020: Spent the season at the alternate training site as part of the 60-player pool...attended his first Major League spring training camp...2019: Ranked among the Reds' minor league leaders in walks (59, 2nd), runs (74, 2nd), HR (11, 7th), hits (111, 7th) and total bases (172, 10th)...the mid-season Florida State League All-Star was rated by Baseball America the league's best defensive 3B...following the season played for Glendale in the Arizona Fall League (18g, 133, 1 2b, 1 3b, 3hr, 10rbi, 1sb)...**PERSONAL:** Graduated from American Heritage High School in Delray Beach, Florida...at the University of Florida became just the 12th player in school history to amass in his career 20 or more home runs, 100 or more RBI and 30 or more stolen bases...as a junior at Florida was named 2018 SEC Player of the Year after batting .365 with 16 HR, 40 RBI and 11 stolen bases in 54 regular season games...that season, led the SEC with a .506 on-base percentage and a .730 slugging percentage, was a semi-finalist for the prestigious Golden Spikes Award and the Dick Howser Trophy and was named to several All-America first teams...in 2016 and 2017 played for the Harwich Mariners in the Cape Cod League.

Yr	Club	AVG	G	AB	R	H	2B	3B	HR	RBI	SH	SF	HB	BB	SO	SB	CS	OBP	SLG	E
18	Greenville - R	.261	14	46	11	12	2	1	3	12	0	0	1	15	12	0	0	.452	.543	2
	Billings - R	.250	3	8	1	2	0	0	0	0	0	0	2	0	4	0	1	.400	.250	0
	Dayton - A	.229	27	96	17	22	7	0	3	11	0	0	3	13	28	5	0	.339	.396	2
19	Daytona - A	.256	87	317	50	81	15	5	8	30	0	4	9	37	84	7	5	.346	.410	12
	Chattanooga - AA	.270	34	111	24	30	3	0	3	14	0	4	8	22	26	4	0	.414	.378	7
Minor Totals		.254	165	578	103	147	27	6	17	67	0	8	23	87	154	17	6	.369	.410	23

INIRIO, Wencer - 3B AGE: 18; HT: 6-3; WT: 190; B/T: R/R; BORN: 10/28/02, La Romana, DR. **SIGNED BY:** Carlos Pellerano, Richard Jimenez.

RESIDES: La Romana, DR. **OBTAINED:** Signed as a non-drafted free agent on 7/2/19. **CAREER NOTES:** 2021 will be his first professional season.

ISTURIZ, Eddy - C AGE: 17; HT: 5-10; WT: 187; B/T: S/R; BORN: 1/16/04, Caracas, VZ. **SIGNED BY:** Richard Castro, Richard Jimenez. **OBTAINED:** Signed as an international free agent on 1/15/21. **CAREER NOTES:** 2021 will be his first professional season.

JIMENEZ, Fraudys - INF AGE: 21; HT: 5-11; WT: 175; B/T: L/R; BORN: 5/4/99, Hato Mayor, DR. **SIGNED BY:** Emmanuel Cartagena. **RESIDES:** Hato Mayor, DR. **OBTAINED:** Signed as a non-drafted free agent on 7/4/17.

Yr	Club	AVG	G	AB	R	H	2B	3B	HR	RBI	SH	SF	HB	BB	SO	SB	CS	OBP	SLG	E
2018	DSL Reds-R	.289	37	121	19	35	2	3	0	12	1	0	2	16	16	10	4	.381	.355	5
2019																				

(Injured - Did Not Play)

JOHNSON, Alex - RHP AGE: 20; HT: 6-6; WT: 220; B/T: R/R; BORN: 7/2/00, Buffalo, NY. **SIGNED BY:** Lee Seras. **RESIDES:** Buffalo, NY. **OBTAINED:** Selected in the 36th round of the 2019 First-Year Player Draft. **PERSONAL:** Graduated from McKinley HS (Buffalo, NY). **CAREER NOTES:** In 2019, his professional career was delayed by injury.

JOHNSON, Ivan - INF AGE: 22; HT: 6-0; WT: 215; B/T: S/R; BORN: 10/11/98, Atlanta, GA. **SIGNED BY:** John Poloni. **RESIDES:** Marianna, FL. **OBTAINED:** Selected in the fourth round of the 2019 First-Year Player Draft. **PERSONAL:** Played collegiately at Chipola Junior College (Marianna, FL)...graduated from Kennesaw Mountain HS (GA).

Yr	Club	AVG	G	AB	R	H	2B	3B	HR	RBI	SH	SF	HB	BB	SO	SB	CS	OBP	SLG	E
2019	Greenville-R	.255	46	188	27	48	10	1	6	22	2	0	2	18	46	11	4	.327	.415	5

JORDAN, Andrew - RHP AGE: 23; HT: 6-3; WT: 180; B/T: R/R; BORN: 8/3/97, Gastonia, NC. **SIGNED BY:** Perry Smith. **RESIDES:** Gastonia, NC. **OBTAINED:** Selected in the 13th round of the 2015 First-Year Player Draft. **CAREER NOTES:** In 2016, was selected as a Pioneer League All-Star. **PERSONAL:** Graduated from Hunter Huss HS (NC).

Yr	Club	W-L	ERA	G	GS	CG	SHO	SV	IP	H	R	ER	HR	BB	SO	WP	BK
2015	AZL Reds-R	0-0	1.65	8	1	0	0	1	16.1	9	3	3	0	2	19	2	0
2016	Billings-R	1-6	5.43	13	12	0	0	0	54.2	63	37	33	6	21	59	4	0
2017	Dayton-A	7-8	4.66	25	25	0	0	0	131.1	121	74	68	17	37	113	6	0
2018	Daytona-A	1-7	8.82	10	10	0	0	0	33.2	55	45	33	6	30	28	10	0
	Daytona-A	2-3	3.83	10	10	0	0	0	54.0	55	28	23	2	17	34	2	1
2019	Daytona-A	0-0	0.00	1	1	0	0	0	5.0	3	0	0	0	4	6	2	0
Minor Totals - 5 yrs		11-24	4.88	67	59	0	0	1	295.0	306	187	160	31	111	259	26	1

JORGE, Carlos - INF AGE: 17; HT: 5-10; WT: 160; B/T: L/R; BORN: 9/22/03, Puerto Plata, DR. **SIGNED BY:** Edgar Melo, Emmanuel Cartagena, Richard Jimenez. **RESIDES:** Puerto Plata, DR. **OBTAINED:** Signed as an international free agent on 1/15/21. **CAREER NOTES:** 2021 will be his first professional season.

JUAREZ, Raul - INF AGE: 22; HT: 6-0; WT: 213; B/T: R/R; BORN: 5/21/98, Carabobo, VZ. **SIGNED BY:** Jose Fuentes. **RESIDES:** Carabobo, VZ. **OBTAINED:** Signed as a non-drafted free agent on 2/10/15. **CAREER NOTES:** In 2019, named Appalachian Player of the Week on 7/28.

Yr	Club	AVG	G	AB	R	H	2B	3B	HR	RBI	SH	SF	HB	BB	SO	SB	CS	OBP	SLG	E
2015	DSL Reds-R	.205	49	166	18	34	8	2	2	18	3	1	11	9	37	5	4	.289	.313	16
2016	DSL Reds-R	.306	57	180	25	55	7	1	6	31	3	3	11	19	34	3	4	.399	.456	9
2017	AZL Reds-R	.278	35	115	12	32	3	0	0	14	0	2	4	6	22	2	2	.331	.304	11
2018	Greenville-R	.208	32	101	12	21	4	0	2	13	2	1	3	5	26	0	0	.264	.307	5
2019	Greenville-R	.203	35	123	17	25	5	0	6	15	0	1	7	7	32	0	0	.283	.390	11
Minor Totals - 5 yrs		.244	208	685	84	167	27	3	16	91	8	8	36	46	151	10	10	.321	.362	52

KARCHER, Ricky - RHP AGE: 23; HT: 6-4; WT: 215; B/T: R/R; BORN: 9/18/97, Saline, MI. **SIGNED BY:** Jonathan Reynolds. **RESIDES:** Saline, MI. **OBTAINED:** Selected in the 13th round of the 2017 First-Year Player Draft. **PERSONAL:** Played collegiately at Walters State Community College and the University of Michigan...his father Rick played in the Atlanta Braves organization.

Yr	Club	W-L	ERA	G	GS	CG	SHO	SV	IP	H	R	ER	HR	BB	SO	WP	BK
2017	AZL Reds-R	0-3	10.67	7	4	0	0	0	14.1	18	20	17	1	13	14	10	0
2018	Greenville-R	0-3	8.33	10	10	0	0	0	31.1	46	35	29	3	27	22	12	0
2019	Billings-R	0-0	4.61	4	4	0	0	0	13.2	8	7	7	4	9	17	2	0
Minor Totals - 3 yrs		0-6	8.04	21	18	0	0	0	59.1	72	62	53	8	49	53	24	0

KEYS, J.C. - RHP AGE: 24; HT: 5-11; WT: 195; B/T: R/R; BORN: 10/9/96, Hattiesburg, MS. **SIGNED BY:** Jonathan Reynolds. **RESIDES:** Hattiesburg, MS. **OBTAINED:** Selected in the 23rd round of the 2019 First-Year Player Draft. **PERSONAL:** Played collegiately at the University of Southern Mississippi...graduated from Oak Grove HS (MS).

Yr	Club	W-L	ERA	G	GS	CG	SHO	SV	IP	H	R	ER	HR	BB	SO	WP	BK
2019	Greenville-R	1-1	3.77	5	3	0	0	0	14.1	12	7	6	0	7	21	0	0

KEYSOR, Tyler - RHP AGE: 23; HT: 6-6; WT: 230; B/T: R/R; BORN: 12/8/97, Johnson City, NY. **SIGNED BY:** Andrew Fabian. **RESIDES:** Winter Garden, FL. **OBTAINED:** Signed as a non-drafted free agent on 6/16/20. **CAREER NOTES:** 2021 will be his first professional season. **PERSONAL:** Played collegiately at the University of Miami and Eastern Florida State College...graduated from Olympia HS (Orlando, FL), the same high school attended by Reds outfielder Jesse Winker.

KOCH, Ian - RHP AGE: 23; HT: 6-5; WT: 225; B/T: R/R; BORN: 8/18/97, Crystal Lake, IL. **SIGNED BY:** Andy Stack. **RESIDES:** Wonder Lake, IL. **OBTAINED:** Signed as a non-drafted free agent on 7/30/18. **PERSONAL:** Played collegiately at Western Illinois University where in 2018 he was named First Team All-Summit League...graduated from Crystal Lake Central HS (IL)...TWITTER: @jankoch27.

Yr	Club	W-L	ERA	G	GS	CG	SHO	SV	IP	H	R	ER	HR	BB	SO	WP	BK
2018	Greenville-R	0-0	1.17	6	0	0	0	0	7.2	6	2	1	0	4	8	2	0
2019	AZL Reds-R	0-1	13.50	1	1	0	0	0	0.2	3	5	1	1	1	0	0	0
	Billings-R	5-0	3.38	15	0	0	0	1	34.2	33	13	13	2	8	32	8	0
Minor Totals - 2 yrs		5-1	3.14	22	1	0	0	1	43.0	42	20	15	3	13	40	10	0

KOLOZSVARY, Mark - C PRONUNCIATION: COLES-verly. AGE: 25; HT: 5-8; WT: 180; B/T: R/R; BORN: 9/4/95, Eustis, FL. **SIGNED BY:** Sean

Buckley. RESIDES: Tavaras, FL. **OBTAINED:** Selected in the seventh round of the 2017 First-Year Player Draft. **CAREER NOTES:** Last name is pronounced COLES-very...is rated by Baseball America the best defensive catcher among Reds minor leaguers...following the 2018 season also was rated by Baseball America the best catcher in the system...following the 2018 season played for the Scottsdale Scorpions in the prestigious Arizona Fall League (9g, .200, 6-30, 2 2b, 1rbj)...**2020:** On 7/22 was assigned to the alternate training site as part of the Reds' 60-player pool roster...was not on the 40-man Postseason roster...made 1 appearance for the Reds during spring training...in a split-squad game on 3/8 at Cubs, pinch hit and walked...is his only appearance in a Major League spring training game...**PERSONAL:** Graduated from Tavaras (FL) High School...played at the University of Florida, where he was a 2-year member of the SEC's academic honor roll.

Yr	Club	AVG	G	AB	R	H	2B	3B	HR	RBI	SH	SF	HB	BB	SO	SB	CS	OBP	SLG	E
2017	Billings-R	.305	28	95	19	29	7	0	1	15	0	1	1	8	30	1	0	.362	.411	2
2018	Dayton-A	.225	82	275	26	62	1	3	27	0	1	10	24	76	3	0	.310	.324	8	
2019	Daytona-A	.188	79	234	26	44	11	1	6	21	1	1	17	38	78	0	4	.341	.321	7
Minor Totals - 3 yrs		.224	189	604	71	135	34	2	10	63	1	3	28	70	184	4	4	.330	.336	17

KRAVETZ, Evan - LHP AGE: 24; HT: 6-8; WT: 250; B/T: L/L; BORN: 12/19/96, Miami, FL. **SIGNED BY:** Nick Christiani. **RESIDES:** Miami, FL. **OBTAINED:** Selected in the fifth round of the 2019 First-Year Player Draft. **PERSONAL:** Played collegiately at Rice University where in 2019 was selected to the All-Conference USA Second Team...named National Pitcher of the Week in April 2019...member of the Academic Honor Roll...graduated from Gulliver Prep HS (St. Pinecrest, FL).

Yr	Club	W-L	ERA	G	GS	CG	SHO	SV	IP	H	R	ER	HR	BB	SO	WP	BK
2019	Greenville-R	0-0	0.00	1	1	0	0	0	1.0	0	0	0	0	0	0	0	0

KUHNEL, Joel - RHP AGE: 26; HT: 6-4; WT: 280; B/T: R/R; BORN: 2/19/95, Goldsboro, NC. **SIGNED BY:** Byron Ewing. **RESIDES:** Peoria, AZ. **OBTAINED:** Was selected in the 11th round of the June 2016 first-year player draft. **CAREER NOTES:** Last name is pronounced COON-uhl...entered the 2021 season rated by Baseball America the 29th-best prospect in the organization...in 2019, per Baseball America was voted by managers, scouts and executives the best reliever in the Southern League...in 2018 was a Florida State League All-Star...following the 2019 season was invited to Major League Baseball's Rookie Career Development Program...**2020:** Spent most of the season at the alternate training site as part of the Reds' 60-player pool...made 1 appearance while on the roster from 8/8-8/11 and 2 more apps from 8/29-8/30...in Game 2 of the doubleheader on 8/29 vs the Cubs threw a scoreless top of the seventh inning, then was credited with the win when the Reds scored 2 runs for a 6-5 walkoff victory...was promoted between games of that doubleheader, when LHP Jesse Biddle went on the 10-day injured list...retired the first batter in all 3 of his apps...entered the season rated by MLB.com the 23rd-best prospect in the organization...was not part of the Reds' 40-player Postseason pool...on 10/7 had surgery to repair the torn capsule in his right shoulder...on 10/26 cleared waivers and was outrighted to Louisville...**2019:** Spent most of the season in the minor leagues, where in 41 apps for Chattanooga and Louisville he combined to finish 5-3, 2.18 with 14 saves in 18 chances...among Southern League pitching leaders ranked seventh in saves (10)...per Baseball America, was voted by managers, scouts and executives the best reliever in the Southern League...in just his fourth professional season, in his Major League debut posted a 4.66 ERA in 11 apps for the Reds...allowed a season-high 4 runs in the 14-0 loss on 8/24 at Pit (0.1ip)...season ERA in his other 10 apps was 0.96 (9.1ip, 1er)...didn't allow a run in any of his last 8 apps of the season (6.1p, 3h, 3bb, 6k, .136baa)...on 8/15 was promoted from Louisville as a 1 of 4 roster moves (recalled RHP Matt Bowman, optioned to Louisville RHP Sal Romano, RHP Jared Hughes was claimed off waivers by the Phillies)...spent the rest of the season with the Reds...made his Major League debut in the 13-4 loss on 8/16 vs STL...struck out his first batter, Yadier Molina...allowed a solo HR to Kolten Wong, his second batter...became the fifth and last Reds player this season to make his Major League debut (CF Nick Senzel, 1F/OF Josh VanMeter, RHP Jimmy Herget, OF Brian O'Grady)...in the 3-2 win on 9/21 vs NYM retired his only batter (Pete Alonso, 6-3) to end the eighth inning and preserve the 2-2 tie...earned his first Major League victory after the Reds took a 3-2 lead in the bottom of the eighth and Raisel Iglesias saved the win...in the ninth inning of the 7-1 loss on 9/2 vs Phi, struck out the side (Scott Kingery, Andrew Knapp, pinch hitter Nick Williams)...retired the first batter in 10 of his 11 apps and stranded 4 of 5 inherited base runners...began the season at Chattanooga...on 6/20 was promoted to Louisville...on 8/15 was promoted to the Reds...**2018:** Was an All-Star after leading the Florida State League in saves...**2017:** Led the Midwest League in apps and ranked second among relievers by averaging just 1.41 walks per 9 innings...**PERSONAL:** Graduated from Sunrise Mountain High School in Peoria, AZ...pitched at the University of Texas-Arlington and Central Arizona College.

Yr	Club	W-L	ERA	G	GS	CG	SHO	SV	IP	H	R	ER	HR	BB	SO	WP	BK
16	Billings - R	0-1	3.43	18	0	0	0	4	21.0	28	11	8	1	1	14	2	0
17	Dayton - A	2-4	4.36	*48	0	0	0	11	64.0	78	37	31	6	10	54	6	0
18	Daytona - A	1-4	3.04	44	0	0	0	*17	53.1	54	23	18	2	11	56	4	0
19	Chattanooga - AA	3-2	2.27	25	0	0	0	10	35.2	26	10	9	5	8	30	2	0
	Louisville - AAA	2-1	2.00	16	0	0	0	4	18.0	13	5	4	1	8	20	1	0
	Cincinnati	1-0	4.66	11	0	0	0	0	9.2	8	5	5	1	5	9	0	0
20	Cincinnati	1-0	6.00	3	0	0	0	0	3.0	4	2	2	2	0	3	0	0
Major Totals		2-0	4.97	14	0	0	0	0	12.2	12	7	7	3	5	12	0	0
Minor Totals		8-12	3.28	151	0	0	0	46	192.0	199	86	70	15	38	174	15	0

* Led League

LANTIGUA, Danny - OF AGE: 21 (turns 22 on 3/7); HT: 6-1; WT: 165; B/T: S/R; BORN: 3/7/99, La Romana, DR. **SIGNED BY:** Richard Jimenez. **RESIDES:** La Romana, DR. **OBTAINED:** Signed as a first-year minor league player on 6/10/16. **CAREER NOTES:** In 2018, rated by Baseball America as the Reds' 24th-best prospect...was among Arizona League leaders in extra-base hits (26, 1st), RBI (37, T1st), at-bats (197, T2nd), total bases (92, 3rd), triples (6, 3rd), home runs (8, T3rd) and games (52, 4th).

Yr	Club	AVG	G	AB	R	H	2B	3B	HR	RBI	SH	SF	HB	BB	SO	SB	CS	OBP	SLG	E
2017	DSL Reds-R	.200	17	60	6	12	3	2	0	7	0	0	0	4	22	1	0	.250	.317	2
2018	AZL Reds-R	.223	52	197	26	44	12	6	8	37	0	3	2	13	75	5	4	.274	.467	8
2019	Greenville-R	.185	53	195	19	36	6	5	3	18	1	2	7	97	1	2	.220	.313	6	
Minor Totals - 3 yrs		.204	122	452	51	92	21	13	11	62	1	4	4	24	94	7	6	.248	.381	16

LAR, Miguel - RHP AGE: 21; HT: 6-1; WT: 170; B/T: R/R; BORN: 10/3/99, San Pedro de Macoris, DR. **SIGNED BY:** Felix Romero and Richard Jimenez. **RESIDES:** San Pedro de Macoris, DR. **OBTAINED:** Signed as a non-drafted free agent on 2/9/18.

Yr	Club	W-L	ERA	G	GS	CG	SHO	SV	IP	H	R	ER	HR	BB	SO	WP	BK
2018	DSL Reds-R	3-2	3.04	18	0	0	0	1	47.1	44	23	16	1	22	43	8	0
2019	AZL Reds-R	4-3	4.31	14	5	0	0	0	54.1	60	34	26	4	29	41	3	1
Minor Totals - 2 yrs		7-5	3.72	32	5	0	0	1	101.2	104	57	42	5	51	84	11	1

LEONES, Luis - OF AGE: 17; HT: 5-10; WT: 155; B/T: L/L; BORN: 6/12/03, Valencia, Carabobo, VZ. **SIGNED BY:** Ricardo Quintero, Richard Castro. **RESIDES:** Valencia, Carabobo, VZ. **OBTAINED:** Signed as a non-drafted free agent on 11/2/19. **CAREER NOTES:** 2021 will be his first professional season.

LEYTON, Steven - INF AGE: 22; HT: 5-10; WT: 165; B/T: R/R; BORN: 12/17/98, León, Nicaragua. **RESIDES:** León, Nicaragua. **OBTAINED:** Selected

by the Reds from the Diamondbacks in the Triple-A phase of the 2020 Rule 5 Draft (sixth round, 56th overall in minor league phase). **CAREER NOTES:** In 2019, for Class-A Hillsboro, was named a Northwest League All-Star...in 2016, signed with Arizona as a non-drafted free agent on 1/26.

Yr	Club	AVG	G	AB	R	H	2B	3B	HR	RBI	SH	SF	FB	BB	SO	SB	CS	OBP	SLG	E
2016	DSL D-backs2-R	.192	21	78	5	15	2	0	0	7	3	1	3	8	6	2	0	.289	.218	7
	DSL D-backs-R	.235	35	115	18	27	2	1	0	15	1	0	6	13	12	6	2	.343	.270	6
2017	DSL D-backs1-R	.259	7	27	4	7	2	0	0	1	0	0	1	3	1	1	0	.355	.333	0
	Missoula-R	.280	52	193	29	54	10	4	4	23	0	1	5	7	26	4	2	.320	.435	13
2018	Missoula-R	.274	56	215	28	59	9	2	6	34	0	3	4	8	28	8	3	.309	.419	12
2019	Kane County-A	.159	33	107	10	17	3	0	0	4	2	0	5	3	19	1	3	.217	.187	3
	Hillsboro-A	.264	41	159	30	42	7	2	4	16	0	1	6	17	25	3	1	.355	.409	5
Minor Totals - 4 yrs		.247	245	894	124	221	35	9	14	100	6	6	30	59	117	25	11	.313	.353	46

LILLIE, Ryan - RHP AGE: 24; HT: 6-0; WT: 210; B/T: R/R; BORN: 5/1/96, Murrieta, CA. **SIGNED BY:** Robby Corsaro (Marlins). **RESIDES:** Menifee, CA. **OBTAINED:** Acquired from the Miami Marlins on 10/6/18 in exchange for international amateur signing bonus pool space. **CAREER NOTES:** In 2019, ranked among all Reds farmhands in innings pitched (135.1, 5th), strikeouts (110, 8th) and starts (25, 7th)...in 2018, selected as a South Atlantic League All-Star while with Class-A Greensboro...overall went 6-7 with a 3.44 ERA in 22 starts with 3 teams (117.2ip, 110k, .238avg, 1.10 WHIP)...was traded to the Reds from the Marlins on 10/6 in exchange for international bonus pool space...in 2017, ranked by MLB.com as the Marlins' 25th-best prospect...selected by Miami in the fifth round of the First-Year Player Draft. **PERSONAL:** Played collegiately at the University of California-Riverside...graduated from Vista Murrieta HS (CA)...his mother, Sue, played volleyball at Cal State Fullerton. **TWITTER:** @LillieRyan27.

Yr	Club	W-L	ERA	G	GS	CG	SHO	SV	IP	H	R	ER	HR	BB	SO	WP	BK
2017	GCL Marlins-R	0-0	0	2	0	0	0	0	2.2	0	0	0	0	1	3	0	0
	Greensboro-A	0-0	0	1	0	0	0	0	2.0	1	0	0	0	0	4	0	0
	Batavia-A	0-5	4.35	9	7	0	0	0	31.0	34	22	15	1	5	27	5	1
2018	GCL Marlins-R	0-1	10.13	1	1	0	0	0	2.2	6	6	3	0	3	6	0	0
	Greensboro-A	6-2	2.58	14	14	2	2	0	80.1	68	32	23	8	10	77	1	0
	Jupiter-A	0-4	4.93	7	7	0	0	0	34.2	32	20	19	4	11	27	3	0
2019	Daytona-A	3-8	3.74	20	20	0	0	0	110.2	100	54	46	15	33	90	1	0
	Chattanooga-AA	1-4	8.39	6	5	0	0	0	24.2	33	25	23	4	11	20	2	0
Minor Totals - 3 yrs		10-24	4.02	60	54	2	2	0	288.2	274	159	129	32	74	254	12	1

LINDELL, Karsen - RHP AGE: 24; HT: 6-3; WT: 190; B/T: R/R; BORN: 6/2/96, Tacoma, WA. **SIGNED BY:** Shawn Whalen (Brewers) **RESIDES:** Renton, WA. **OBTAINED:** Signed as a minor league free agent on 1/24/21. **CAREER NOTES:** In 2019, selected to the Pioneer League All-Star team...in 2015, selected by the Brewers in the ninth round of the First Year Player Draft. **PERSONAL:** Graduated from West Linn HS (Oregon). **TWITTER:** @Karsen_Lindell.

Yr	Club	W-L	ERA	G	GS	CG	SHO	SV	IP	H	R	ER	HR	BB	SO	WP	BK	
2015	AZL Brewers-R	1-5	5.81	12	7	0	0	0	31.0	49	23	20	3	13	29	6	0	
2016	Helena-R	1-4	8.89	7	4	0	0	0	26.1	34	27	26	3	21	8	7	0	
2017	Helena-R	3-3	7.45	16	11	0	0	0	54.1	68	52	45	7	40	38	6	0	
2018	(Did Not Pitch)																	
2019	Rocky Mountain-R	2-2	3.12	17	6	0	0	0	49.0	33	21	17	4	28	67	5	0	
	San Antonio-AAA	0-0	13.50	1	0	0	0	0	2.0	4	3	3	2	1	2	0	0	
Minor Totals - 5 yrs		7-14	6.14	53	28	0	0	0	162.2	188	126	111	19	103	144	24	0	

LLOYD, Matt - OF AGE: 24 (Turns 25 on 3/17); HT: 6-1; WT: 210; B/T: L/R; BORN: 3/17/96, Toronto, Ontario, CA. **SIGNED BY:** Ben Jones. **RESIDES:** Okotoks, Alberta, CA. **OBTAINED:** Selected in the 15th round of the 2019 First-Year Player Draft. **PERSONAL:** Played collegiately at Indiana University where he as a First Team All-Big Ten selection...also played at Iowa Western Community College...member of bronze medal-winning Team Canada at the 2014 Pan American Games...graduated from Foothills Composite HS (Okotoks, Alberta).

Yr	Club	AVG	G	AB	R	H	2B	3B	HR	RBI	SH	SF	FB	BB	SO	SB	CS	OBP	SLG	E
2019	Billings-R	.245	27	98	14	24	5	0	5	12	0	0	0	13	28	0	0	.333	.449	1
	Dayton-A	.224	23	76	11	17	6	0	3	11	0	0	1	10	21	1	2	.322	.421	2
Minor Totals - 1 yr		.236	50	174	25	41	11	0	8	23	0	0	1	23	49	1	2	.328	.437	3

LOCKWOOD, Brett - RHP AGE: 23 (Turns 24 on 4/15); HT: 6-4; WT: 225; B/T: L/R; BORN: 4/15/97, Lawrenceville, GA. **SIGNED BY:** Mike Keenan. **RESIDES:** Temecula, CA. **OBTAINED:** Signed as a non-drafted free agent on 6/21/20. **CAREER NOTES:** 2021 will be his first professional season. **PERSONAL:** Played collegiately at Kansas State where he was a member of the Big 12 Commissioners Honor Roll...also played at Palomar College (San Diego, CA)...graduated from Murietta Valley HS (Murietta, CA)...in 2019 played for the Waterloo Bucks of the Northwoods Summer League.

LODOLO, Nick - LHP AGE: 23; HT: 6-6; WT: 205; B/T: L/L; BORN: 2/5/98, La Verne, CA. **SIGNED BY:** Paul Scott. **RESIDES:** Fort Worth, TX. **OBTAINED:** Was selected in the first round (7th overall) of the June 2019 first-year player draft. **CAREER NOTES:** Last name is pronounced loh-DOLE-oh...was Texas Christian University's highest-ever baseball draft pick...was the top pitching prospect in the 41st draft, as rated by Baseball America, and was the first pitcher selected...was the highest unsigned pick of the 2016 first-year player draft...the Pirates selected him 41st overall in that supplemental first round...his control is rated by Baseball America the best among Reds minor leaguers...entered the 2021 season rated No. 59 on MLB Pipeline's Top 100 prospects list...was invited to Major League spring training camp in 2020...2020: Spent the season at the alternate training site in nearby Mason as part of the Reds' 60-player pool roster...was not on the 40-man Postseason roster...entered the season rated by both MLB.com and Baseball America the third-best prospect in the organization...also entered the season rated No. 77 on Baseball America's prestigious Top 100 prospects list...RHP Hunter Greene (No. 76) was the only other Reds minor leaguer on that Top 100 list...2019: In his first professional season went 0-1, 2.45 in 8 starts for Rookie Billings and Class A Dayton...in 18.1 innings recorded 30 strikeouts without issuing a walk...made his first 6 apps for Billings before he was promoted to the Dragons on 7/22...didn't pitch after 7/30, when his 121.1 innings total for the summer included his collegiate season at Texas Christian University...**PERSONAL:** Graduated from Damien High School in La Verne, CA, the same school attended by Mark McGwire, rock guitarist Buckethead and former Reds pitcher Frank Pastore...as a junior at Texas Christian University in 2019 was named second team All-American and first team All-Big 12...in 16 starts for the Horned Frogs that year produced a 2.36 ERA with 131 strikeouts over 103 innings, held opponents to a .203 batting average and posted a WHIP of just 0.98.

Yr	Club	W-L	ERA	G	GS	CG	SHO	SV	IP	H	R	ER	HR	BB	SO	WP	BK
19	Billings-R	0-1	2.38	6	6	0	0	0	11.1	12	5	3	1	0	21	0	0
	Dayton-A	0-0	2.57	2	2	0	0	0	7.0	6	2	2	0	0	9	0	0
Minor Totals		0-1	2.45	8	8	0	0	0	18.1	18	7	5	1	0	30	0	0

LOPEZ, Alejo - INF PRONUNCIATION: loh-LAY-hoe. AGE: 24; HT: 5-10; WT: 170; B/T: S/R; BORN: 5/5/96, Mexico City, MX. **SIGNED BY:** Dan



Cholowsky. **RESIDES:** Glendale, AZ. **OBTAINED:** Selected in the 27th round of the 2015 First-Year Player Draft. **CAREER NOTES:** In 2019, selected as a Florida State League All-Star and a MiLB.com Organizational All-Star...ranked among FSL leaders in hits (138, 2nd) and runs (67, 4th)...ranked among all Reds farmhands in hits (2nd), plate apps (540, 2nd), runs (4th) and games (124, 6th)...in 2018, selected as an MiLB.com Reds Organization All-Star...for Class-A Dayton, hit safely in 14 straight games from 7/28-8/11 (.414, 24-for-58)...in 2017 ranked among all Pioneer League leaders in sac flys (7, 1st), games (67, T2nd), triples (6, T2nd)...had the third-lowest total plate apps per strikeout ratio (9.61)...reached base safely in 24 straight games from 7/17-8/16...in 2016, was the second-toughest batter to strike out in the Pioneer League (12.05 TPA/SO ratio). **PERSONAL:** Graduated from Greenway HS (Phoenix), the same high school attended by former Angels outfielder Tim Lincecum...committed to Arizona State University before he was drafted in 2015. **TWITTER:** @alejo_lopez9.

Yr	Club	AVG	G	AB	R	H	2B	3B	HR	RBI	SH	SF	HB	BB	SO	SB	CS	OBP	SLG	E
2015	AZL Reds-R	.419	12	31	3	13	2	0	0	5	0	0	2	5	0	2	2	.526	.484	3
2016	Billings-R	.273	57	205	36	56	6	1	1	29	1	1	1	21	19	11	3	.342	.327	8
2017	Billings-R	.300	67	220	49	66	10	6	4	33	6	7	6	30	28	11	4	.388	.455	8
2018	Dayton-A	.321	65	234	29	75	16	2	0	17	1	3	4	18	31	7	6	.375	.406	6
2019	Daytona-A	.287	124	481	67	138	17	3	2	50	1	5	14	38	80	9	6	.353	.347	8
Minor Totals - 5 yrs		.297	325	1171	184	348	51	12	7	134	9	16	27	112	150	40	21	.367	.379	33

LOPEZ, Diomar - RHP AGE: 24; HT: 6-0; WT: 165; B/T: R/R; BORN: 12/15/96, Larreynaga, Nicaragua. **SIGNED BY:** Felix Feliz (Padres). **RESIDES:** Comarca Rota, León, Nicaragua. **OBTAINED:** Acquired from San Diego on 4/1/19 in exchange for RHP Matt Wisler. **CAREER NOTES:** In 2016, selected as a Northwest League All-Star...in 2013, signed with the Padres as a non-drafted free agent on 11/1/13.

Yr	Club	W-L	ERA	G	GS	CG	SHO	SV	IP	H	R	ER	HR	BB	SO	WP	BK
2014	DSL Padres-R	0-1	2.30	12	0	0	0	1	15.2	15	6	4	1	3	8	1	0
2015	DSL Padres-R	1-1	2.18	11	0	0	0	1	20.2	11	5	5	3	4	17	0	0
2016	Tri-City-A	4-1	2.98	20	0	0	0	2	42.1	39	19	14	2	10	38	4	1
2017	Fort Wayne-A	2-2	4.46	25	0	0	0	2	42.1	41	23	21	2	13	44	6	0
	Tri-City-A	0-0	0.00	1	0	0	0	0	2.0	0	0	0	0	0	3	0	0
	AZL Padres-R	0-0	1.50	4	0	0	0	1	6.0	2	3	1	0	1	5	0	0
	AZL Padres 2-R	1-0	4.50	2	0	0	0	0	4.0	5	2	2	0	1	3	0	0
2018	Lake Elsinore-A	0-0	9.90	6	0	0	0	0	10.0	16	13	11	3	4	7	4	0
	Fort Wayne-A	0-0	18.00	2	0	0	0	0	2.0	3	5	4	1	2	4	4	0
	Tri-City-A	2-2	2.73	23	0	0	0	2	29.2	27	18	9	1	7	42	3	0
2019	Daytona-A	4-1	2.72	28	0	0	0	2	43.0	40	17	13	1	9	53	4	0
Minor Totals - 6 yrs		14-8	3.47	134	0	0	0	11	217.2	199	111	84	14	54	224	26	1

LOPEZ, Jefferson - RHP AGE: 19 (Turns 20 on 2/18); HT: 6-1; WT: 185; B/T: R/R; BORN: 2/18/01, Tepic, Nayarit, MX. **SIGNED BY:** Hector Otero. **RESIDES:** Goodyear, AZ. **OBTAINED:** Signed as a non-drafted free agent on 5/9/19.

Yr	Club	W-L	ERA	G	GS	CG	SHO	SV	IP	H	R	ER	HR	BB	SO	WP	BK
2019	AZL Reds-R	0-0	10.13	2	0	0	0	1	2.2	4	3	3	0	4	2	0	0

LOPEZ, Luis - SS AGE: 21; HT: 5-11; WT: 165; B/T: R/R; BORN: 11/30/99, Humacao, PR. **SIGNED BY:** Hector Otero. **RESIDES:** Yabucoa, PR. **OBTAINED:** Selected in the 33rd round of the 2018 First-Year Player Draft.

Yr	Club	AVG	G	AB	R	H	2B	3B	HR	RBI	SH	SF	HB	BB	SO	SB	CS	OBP	SLG	E
2018	AZL Reds-R	.226	29	84	14	19	2	0	1	7	2	1	2	8	24	4	0	.305	.286	5
2019	AZL Reds-R	.231	30	108	12	25	6	3	2	16	0	3	7	1	41	2	2	.277	.398	16
Minor Totals - 2 yrs		.229	59	192	26	44	8	3	3	23	2	4	9	9	65	6	2	.290	.349	21

LORANT, Nestor - RHP AGE: 18; HT: 6-2; WT: 175; B/T: R/R; BORN: 5/4/02, San Felix, Bolivar, VZ. **SIGNED BY:** Ricardo Quintero, Richard Castro. **RESIDES:** Valencia, Carabobo, VZ. **OBTAINED:** Signed as a non-drafted free agent on 5/8/19.

Yr	Club	W-L	ERA	G	GS	CG	SHO	SV	IP	H	R	ER	HR	BB	SO	WP	BK
2019	DSL Reds-R	0-1	4.43	6	4	0	0	0	20.1	25	11	10	1	6	20	5	0

LORENZO, Squiorin - RHP AGE: 18; HT: 6-3; WT: 170; B/T: R/R; BORN: 9/10/02, Comendador, Elias Pena, DR. **SIGNED BY:** Emmanuel Cartagena. **RESIDES:** Santo Domingo, DR. **OBTAINED:** Signed as a non-drafted free agent on 10/25/19. **CAREER NOTES:** 2021 will be his first professional season.

MARCANO, Brian - RHP AGE: 19; HT: 6-3; WT: 175; B/T: R/R; BORN: 11/23/01, Ciudad Piar, Bolivar, VZ.. **RESIDES:** Ciudad Piar, Bolivar, VZ. **OBTAINED:** Signed as a non-drafted free agent on 1/19/21. **CAREER NOTES:** 2021 will be his first professional season.

MARINAN, James - RHP PRONUNCIATION: MARE-uh-nun. AGE: 22; HT: 6-5; WT: 239; B/T: R/R; BORN: 10/10/98, Boynton Beach, FL. **RESIDES:** Boynton Beach, FL. **OBTAINED:** Acquired from the Dodgers on 7/4/18 along with RHP Aneury Zabala in exchange for RHP Dylan Floro, RHP Zach Neal and international bonus pool space. **CAREER NOTES:** In 2020, rated by MLB.com as the Reds' 28th-best prospect...in 2019, rated by MLB.com as the 25th-best prospect in the Reds organization...missed time with a stress reaction in his right elbow...in 2018, rated by Baseball America (17) and MLB.com (23) as one of the Reds' top prospects...went a combined 3-2 with a 3.35 ERA in 14 starts between Rookie AZL Dodgers and the Reds' Rookie affiliate Billings Mustangs...traded from the Dodgers to the Reds on 7/4 along with RHP Aneury Zabala in exchange for RHP Dylan Floro, RHP Zach Neal and international cap space...in 2017, rated by MLB.com as the Dodgers' 19th-best prospect...selected by the Dodgers in the fourth round of the 2017 First-Year Player Draft. **PERSONAL:** Graduated from Park Vista HS in Lake Worth, FL, the same high school attended by the Nationals' Trea Turner. **TWITTER:** @marinan_james.

Yr	Club	W-L	ERA	G	GS	CG	SHO	SV	IP	H	R	ER	HR	BB	SO	WP	BK
2017	AZL Dodgers-R	2-0	1.59	9	6	0	0	0	17.0	14	5	3	0	14	14	1	0
2018	AZL Dodgers-R	0-0	0.84	3	3	0	0	0	10.2	11	4	1	0	4	11	0	0
	Billings-R	3-2	3.98	11	11	0	0	0	43.0	49	23	19	1	19	39	11	1
2019	Daytona-A	2-9	5.56	17	17	1	0	0	79.1	96	53	49	10	30	48	11	1
Minor Totals - 3 yrs		7-11	4.32	40	37	1	0	0	150.0	170	85	72	11	67	112	23	2

MARRERO, Wendell - OF AGE: 20; HT: 6-1; WT: 217; B/T: L/L; BORN: 11/28/00, Bayamon, PR. **SIGNED BY:** Hector Otero. **RESIDES:** Dorado, PR. **OBTAINED:** Selected in the 11th round of the 2019 First-Year Player Draft. **CAREER NOTES:** 2020-21, played for Manati in the Puerto Rican Winter League...in 2019, his .324 batting average ranked fourth in the organization. **PERSONAL:** Attended Puerto Rico Baseball Academy.

Yr	Club	AVG	G	AB	R	H	2B	3B	HR	RBI	SH	SF	HB	BB	SO	SB	CS	OBP	SLG	E
2019	AZL Reds-R	.324	30	102	18	33	4	2	3	21	0	0	6	12	33	0	0	.425	.490	3

MARTINEZ, Cesar - INF AGE: 18; HT: 6-0; WT: 173; B/T: S/R; BORN: 11/18/02, La Romana, DR. **SIGNED BY:** Felix Romero & Emmanuel Cartagena.

RESIDES: La Romana, DR. **OBTAINED:** Signed as a non-drafted free agent on 7/2/19. **CAREER NOTES:** 2021 will be his first professional season.

MARTINEZ, Juan - 3B AGE: 22; HT: 6-1; WT: 231; B/T: R/R; BORN: 11/8/98, Guaspiti, Bolivar, VZ. **SIGNED BY:** Jose Fuentes. **RESIDES:** Guaspiti, Bolivar, VZ. **OBTAINED:** Signed as a non-drafted free agent, 10/1/15. **CAREER NOTES:** 2020-21, played for Margarita in the Venezuelan Winter League...in 2019, ranked among organizational leaders in games (129, 3rd) and doubles (22, 8th)...in 2018, rated by Baseball America the Reds' 20th-best prospect.

Yr	Club	AVG	G	AB	R	H	2B	3B	HR	RBI	SH	SF	HB	BB	SO	SB	CS	OBP	SLG	E
2016	DSL Rojas-R	.281	19	64	10	18	5	0	0	9	0	2	7	9	13	0	1	415	.359	4
2017	AZL Reds-R	.220	40	141	25	31	10	1	0	19	0	1	9	13	43	2	1	323	.305	10
2018	Greenville-R	.240	9	25	9	6	4	0	0	1	1	0	1	8	5	0	0	441	.400	6
	Billings-R	.274	47	164	22	45	6	1	8	33	1	3	1	12	39	0	1	322	.470	8
2019	Dayton-A	.238	129	441	49	105	22	4	8	50	1	1	10	51	112	1	2	330	.361	38
Minor Totals - 4 yrs		.246	244	835	115	205	47	6	16	112	3	7	28	93	212	3	5	.339	.374	66

MARTINEZ, Juan - RHP AGE: 18; HT: 6-1; WT: 160; B/T: R/R; BORN: 12/30/02, Turmero, VZ. **SIGNED BY:** Jose Diaz, Enmanuel Cartagena, Richard Jimenez, Matt Gaski. **OBTAINED:** Signed as a non-drafted free agent on 1/16/21. **CAREER NOTES:** 2021 will be his first professional season.

MAYSONET, Yomil - RHP AGE: 21; HT: 6-0; WT: 199; B/T: R/R; BORN: 1/9/00, San Juan, PR. **SIGNED BY:** Hector Otero. **RESIDES:** Carolina, PR. **OBTAINED:** Selected in the sixth round of the 2018 First-Year Player Draft. **PERSONAL:** Attended PJ Education School (Carolina, PR).

Yr	Club	W-L	ERA	G	GS	CG	SHO	SV	IP	H	R	ER	HR	BB	SO	WP	BK
2018	AZL Reds-R	0-1	15.19	4	2	0	0	0	5.1	14	11	9	0	4	5	0	0
2019																	
(Injured - Did Not Play)																	

McAFEE, Quincy - INF AGE: 23; HT: 5-11; WT: 185; B/T: R/R; BORN: 9/16/97, San Diego, CA. **SIGNED BY:** Jimmy Moran. **RESIDES:** Katy, TX. **OBTAINED:** Selected in the 26th round of the 2019 First-Year Player Draft. **CAREER NOTES:** In 2019, his .291 batting average ranked eighth in the organization. **PERSONAL:** Played collegiately at Pepperdine...graduated from Westside HS (Houston, TX) where as a senior, was named to the all-state 6A first team, named Texas 6A MVP and Texas 6A Infielder of the Year. **TWITTER:** @Quincy_Mack5.

Yr	Club	AVG	G	AB	R	H	2B	3B	HR	RBI	SH	SF	HB	BB	SO	SB	CS	OBP	SLG	E
2019	Billings-R	.291	60	196	30	57	10	0	1	23	2	4	6	17	25	4	3	359	.357	6

McGARRY, Alex - OF AGE: 22; HT: 6-2; WT: 215; B/T: L/L; BORN: 5/11/98, Vancouver, WA. **SIGNED BY:** Brandon Marr. **RESIDES:** Vancouver, WA. **OBTAINED:** Signed as a non-drafted free agent on 6/24/20. **CAREER NOTES:** 2021 will be his first professional season. **PERSONAL:** Played collegiately at Oregon State University where he was a All-PAC 12 First Team...also played at Tacoma Community College...graduated from Columbia River HS (Vancouver, WA). **TWITTER:** @alex_mcgarry30.

MEDINA, Fredy - RHP AGE: 23; HT: 5-10; WT: 200; B/T: R/R; BORN: 9/26/97, Bani, DR. **RESIDES:** Bani, DR. **OBTAINED:** Acquired from Houston on 11/20/20 as the player to be named later in the 8/10/20 trade that sent LHP Brooks Raley to the Astros. **CAREER NOTES:** Transitioned from infielder to full-time pitcher in 2017...signed by the Astros as a non-drafted free agent on 3/18/15.

Yr	Club	W-L	ERA	G	GS	CG	SHO	SV	IP	H	R	ER	HR	BB	SO	WP	BK
2017	DSL Astros-R	4-3	2.56	19	2	0	0	1	38.2	30	22	11	3	26	43	4	0
2018	GCL Astros-R	1-1	2.25	9	3	0	0	0	28.0	17	7	7	1	14	34	1	0
2019	GCL Astros-R	0-2	12.27	7	3	0	0	0	7.1	9	14	10	0	11	11	4	0
Minor Totals - 3 yrs		5-6	3.41	35	8	0	0	1	74.0	56	43	28	4	51	88	9	0

MEDRANO, Miguel - RHP AGE: 23; HT: 6-0; WT: 165; B/T: R/R; BORN: 1/4/98, San Pedro de Macoris, DR. **RESIDES:** San Pedro de Macoris, DR. **OBTAINED:** Acquired from Texas on 12/1/18 in exchange for international amateur signing bonus pool space. **CAREER NOTES:** In 2019, named Pioneer League Pitcher of the Year and a PL All-Star (midseason & postseason)...in 2018, after being acquired by the Reds from the Rangers on 2/21 in exchange for international cap space, made a career-high 12 starts for Rookie Greenville, striking out 55 batters in 54.0 innings...in 2016, signed with the Rangers as a minor league free agent on 6/19.

Yr	Club	W-L	ERA	G	GS	CG	SHO	SV	IP	H	R	ER	HR	BB	SO	WP	BK
2016	DSL Rangers2-R	0-1	3.6	3	0	0	0	0	5.0	4	2	2	0	5	5	0	1
2017	DSL Rangers-R	5-1	2.59	12	10	0	0	0	59.0	53	18	17	2	7	61	1	2
2018	Greenville-R	2-4	5.5	12	12	0	0	0	54.0	75	40	33	8	17	55	5	1
2019	Billings-R	3-4	3.13	14	14	0	0	0	60.1	52	24	21	8	14	66	8	0
Minor Totals - 4 yrs		10-10	3.68	41	36	0	0	0	178.1	184	84	73	18	43	187	14	4

MELO, Junior - C AGE: 23; HT: 6-0; WT: 180; B/T: R/R; BORN: 5/10/97, Bani, DR. **SIGNED BY:** Gary Peralta. **RESIDES:** Peravia, DR. **OBTAINED:** Signed as a non-drafted free agent on 12/1/16.

Yr	Club	AVG	G	AB	R	H	2B	3B	HR	RBI	SH	SF	HB	BB	SO	SB	CS	OBP	SLG	E
2017	DSL Reds-R	.289	28	90	11	26	4	1	0	6	2	0	1	6	11	0	3	340	.356	2
2018	DSL Reds-R	.237	36	114	15	27	5	1	1	11	0	2	2	6	16	3	0	282	.325	8
2019	DSL Reds-R	.307	43	163	27	50	14	3	3	31	0	2	4	12	16	2	2	365	.485	2
Minor Totals - 3 yrs		.281	107	367	53	103	23	5	4	48	2	4	7	24	43	5	5	.333	.403	12

MEY, Luis - RHP AGE: 19; HT: 6-2; WT: 160; B/T: R/R; BORN: 6/24/01, San Pedro de Macoris, DR. **SIGNED BY:** Felix Romero. **RESIDES:** San Pedro de Macoris, DR. **OBTAINED:** Signed as a non-drafted free agent on 7/2/18.

Yr	Club	W-L	ERA	G	GS	CG	SHO	SV	IP	H	R	ER	HR	BB	SO	WP	BK
2019	AZL Reds-R	0-5	8.39	13	12	0	0	0	39.2	64	51	37	4	28	28	17	0

MILLER, Jackson - C AGE: 19; HT: 6-1; WT: 207; B/T: L/R; BORN: 1/3/02, Milford, CT. **SIGNED BY:** Sean Buckley. **RESIDES:** New Port Richey, FL. **OBTAINED:** Selected in the second round (competitive balance round b) of the 2020 First-Year Player Draft (65th overall). **CAREER NOTES:** 2021 will be his first professional season...in 2020, rated by MLB.com as the Reds' 14th-best prospect. **PERSONAL:** Graduated from J.W. Mitchell HS (New Port Richey, FL), the same high school attended by big league reliever Tyler Clippard.

MINIER, Braylin - INF AGE: 17; HT: 6-0; WT: 160; B/T: L/R; BORN: 6/11/03, Mao, Valverde, DR. **SIGNED BY:** Carlos Pellerano, Enmanuel Cartagena,

Richard Jimenez. **RESIDES:** Mao, Valverde, DR.. **OBTAINED:** Signed as a non-drafted free agent on 7/2/19. **CAREER NOTES:** 2021 will be his first pro season.

MOJICA, Ariel - RHP AGE: 22; HT: 6-2; WT: 185; B/T: R/R; BORN: 9/20/98, Yaguatae, DR. **SIGNED BY:** Richard Jimenez. **RESIDES:** San Cristobal, DR. **OBTAINED:** Signed as a first-year minor league player on 10/15/16.

Yr	Club	W-L	ERA	G	GS	CG	SHO	SV	IP	H	R	ER	HR	BB	SO	WP	BK
2017	DSL Rojas-R	4-5	4.54	20	0	0	0	2	37.2	40	22	19	2	11	35	6	1
2018	AZL Reds-R	0-1	4.67	10	0	0	0	1	17.1	21	12	9	0	7	15	6	3
2019	AZL Reds-R	1-5	2.87	16	0	0	0	3	31.1	35	18	10	1	12	32	5	1
Minor Totals - 3 yrs		5-11	3.96	46	0	0	0	6	86.1	96	52	38	3	30	82	17	5

MORENO, Pedro - RHP AGE: 22 (Turns 23 on 3/8); HT: 6-5; WT: 200; B/T: R/R; BORN: 3/8/98, Santo Domingo, DR. **SIGNED BY:** Felix Romero. **RESIDES:** Santo Domingo, DR. **OBTAINED:** Signed as a non-drafted free agent on 6/8/17.

Yr	Club	W-L	ERA	G	GS	CG	SHO	SV	IP	H	R	ER	HR	BB	SO	WP	BK
2018	DSL Reds-R	0-6	4.85	14	13	0	0	0	55.2	60	42	30	2	24	53	7	3
2019	AZL Reds-R	0-2	4.35	16	0	0	0	1	31.0	41	24	15	2	12	31	0	0
	Greenville-R	0-0	0.00	1	0	0	0	0	1.1	2	3	0	0	2	1	0	0
Minor Totals - 2 yrs		0-8	4.60	31	13	0	0	1	88.0	103	69	45	4	38	85	7	3

MORETA, Dauri - RHP PRONUNCIATION: DOW-ree. AGE: 24; HT: 6-2; WT: 185; B/T: R/R; BORN: 4/15/96, Comendador, Elias Pina, DR. **SIGNED BY:** Richard Jimenez. **RESIDES:** Comendador, Elias Pina, DR. **OBTAINED:** Signed as a non-drafted free agent on 3/12/15. **CAREER NOTES:** In 2019, ranked among organizational leaders in WHIP (0.96, 4th) and ERA (2.35, 6th)...in 2016, among Arizona League leaders ranked T2nd with 20 appearances and T3rd with 53 strikeouts...ranked fourth among AZL relievers with a .170 opponents batting average.

Yr	Club	W-L	ERA	G	GS	CG	SHO	SV	IP	H	R	ER	HR	BB	SO	WP	BK
2015	DSL Reds-R	1-2	1.69	11	0	0	0	4	21.1	19	7	4	1	7	30	1	0
2016	AZL Reds-R	3-3	2.05	20	0	0	0	4	30.2	19	12	7	0	18	53	8	0
	Billings-R	0-0	0.00	2	0	0	0	0	2.2	1	1	0	0	3	3	1	0
2017	Billings-R	0-0	0.00	4	0	0	0	0	4.0	3	0	0	0	4	8	0	0
	Dayton-A	1-2	4.94	19	0	0	0	0	27.1	18	15	15	4	9	37	4	0
2018	Dayton-A	3-2	7.25	28	0	0	0	1	44.2	49	40	36	2	18	58	7	3
	Billings-R	1-1	4.91	11	0	0	0	3	11.0	10	8	6	1	9	21	6	0
2019	Dayton-A	1-0	2.35	35	0	0	0	2	57.1	46	18	15	6	9	64	4	0
Minor Totals - 5 yrs		10-10	3.75	130	0	0	0	14	199.0	165	101	83	14	77	274	31	3

MOUNT, Drew - OF AGE: 24; HT: 6-0; WT: 205; B/T: L/L; BORN: 3/24/96, Santa Clara, CA. **SIGNED BY:** Mike Keenan. **RESIDES:** Santa Clara, CA. **OBTAINED:** Selected in the 16th round of the 2018 First-Year Player Draft. **CAREER NOTES:** In 2019, his 17 steals ranked T9th in the organization...in 2018, made his professional debut with 65 games at Rookie Billings...named Reds Minor League Player of the Month for August (25g, .413, .606sig, 3hr, 11 2B, 43-for-104)...with 58 RBI ranked second in the Pioneer League...among all qualified PL outfielders, his .984 fielding pct. ranked T1st...his .310 batting average ranked third among all Reds farmhands. **PERSONAL:** Played collegiately at Kansas State where in 2018 was an All-Big 12 Honorable Mention and was named Collegiate Baseball National Player of the Week for 3/12/18...also played at De Anza College (Cupertino, CA) where in 2017, was selected to the Coast Golden Gate Conference First Team, Northern California First Team, and a ABCA/Rawlings Pacific Association Division Gold Glove winner...played safety for the San Jose State football team in 2014...graduated from Archbishop Mitty HS (San Jose, CA), the same school attended by NBA forward Aaron Gordon, MLB outfielder Mitch Haniger and silver-medal Olympic figure skater Polina Edmunds. **TWITTER:** @Drew_Mount

Yr	Club	AVG	G	AB	R	H	2B	3B	HR	RBI	SH	SF	HB	BB	SO	SB	CS	OBP	SLG	E
2018	Billings-R	.310	65	242	42	75	19	0	8	58	0	2	3	18	40	7	2	.362	.488	2
2019	Daytona-A	.253	76	281	33	71	12	4	1	33	0	1	2	13	84	17	7	.290	.335	5
Minor Totals - 2 yrs		.279	141	523	75	146	31	4	9	91	0	3	5	31	124	24	9	.324	.405	7

NIERENBERG, Leo - RHP AGE: 22; HT: 6-0; WT: 185; B/T: R/R; BORN: 6/5/98, San Francisco, CA. **SIGNED BY:** Brandon Marr. **RESIDES:** Oakland, CA. **OBTAINED:** Signed as a non-drafted free agent on 6/21/20. **CAREER NOTES:** 2021 will be his first professional season. **PERSONAL:** Played collegiately for 4 years at the University of Washington where he was PAC 12 All-Academic First Team...graduated from Bishop O'Dowd HS (Oakland, CA).

NORIEGA, Orlando - RHP AGE: 21; HT: 5-11; WT: 240; B/T: R/R; BORN: 5/15/99, Maturin, VZ. **SIGNED BY:** Jose Fuentes. **RESIDES:** Maturin, VZ. **OBTAINED:** Signed as a first-year minor league player on 11/9/15. **CAREER NOTES:** In 2018, his 12 starts ranked T1st in the Arizona League.

Yr	Club	W-L	ERA	G	GS	CG	SHO	SV	IP	H	R	ER	HR	BB	SO	WP	BK
2016	DSL Reds-R	2-3	4.06	22	0	0	0	3	31.0	24	26	14	2	34	36	12	0
2017	DSL Reds-R	1-2	4.11	14	14	0	0	0	65.2	68	38	30	1	26	50	9	1
2018	AZL Reds-R	0-5	5.09	14	12	0	0	0	53.0	59	43	30	4	24	48	11	1
2019	Greenville-R	2-3	5.28	7	7	0	0	0	30.2	35	21	18	5	9	24	2	1
	AZL Reds-R	0-0	1.59	3	2	0	0	0	5.2	5	4	1	0	3	9	2	0
Minor Totals - 4 yrs		5-13	4.50	60	35	0	0	3	186.0	191	132	93	12	96	167	36	3

NOVA, Moises - RHP AGE: 25; HT: 6-4; WT: 230; B/T: R/R; BORN: 8/2/95, Azua, DR. **SIGNED BY:** Richard Jimenez. **RESIDES:** Azua, DR. **OBTAINED:** Signed as a non-drafted free agent on 3/12/15. **CAREER NOTES:** In 2017, selected as a Pioneer League All-Star...named PL Pitcher of the Week for 7/3-7/9. **TWITTER:** @MoisesNova2.

Yr	Club	W-L	ERA	G	GS	CG	SHO	SV	IP	H	R	ER	HR	BB	SO	WP	BK
2015	DSL Reds-R	2-1	3.25	14	14	0	0	0	55.1	41	27	20	0	28	64	11	0
2016	Billings-R	0-7	4.80	15	15	0	0	0	54.1	46	40	49	5	33	51	11	0
2017	Billings-R	1-1	3.13	12	1	0	0	1	31.2	22	12	11	0	12	36	6	0
	Dayton-A	0-1	4.86	8	0	0	0	1	16.2	14	11	9	2	9	18	4	1
2018	Greenville-R	1-0	5.59	9	0	0	0	0	9.2	9	7	6	1	5	10	5	0
	Billings-R	0-1	6.55	9	0	0	0	0	11.0	14	8	8	1	9	13	4	0
2019	Dayton-A	1-1	4.65	27	0	0	0	0	40.2	45	30	21	1	23	50	7	0
Minor Totals - 5 yrs		5-12	4.27	94	30	0	0	2	219.1	191	135	104	10	119	242	48	1

NUTOF, Ryan - RHP PRONUNCIATION: NEW-toff. AGE: 25; HT: 6-2; WT: 215; B/T: L/R; BORN: 11/2/95, Elmhurst, IL. **SIGNED BY:** Ben Jones.

RESIDES: Longwood, FL. **OBTAINED:** Selected in the 16th round of the 2017 First-Year Player Draft. **CAREER NOTES:** In 2019, selected as a Florida State League All-Star...ranked second in the FSL with 10 saves...in 2018, his 9 holds led the Midwest League, while his 46 apps tied teammate Cory Thompson for league-most. **PERSONAL:** Played collegiately at the University of Michigan...graduated from South Elgin HS (South Elgin, IL). **TWITTER:** @NutoffRyan.

Yr	Club	W-L	ERA	G	GS	CG	SHO	SV	IP	H	R	ER	HR	BB	SO	WP	BK
2017	Billings-R	0-2	4.08	21	0	0	0	1	28.2	35	22	13	1	14	30	1	0
2018	Daytona-A	0-0	3.86	1	0	0	0	0	2.1	6	1	1	0	0	1	0	0
	Daytona-A	5-1	2.92	46	0	0	0	5	71.0	75	27	23	3	27	76	4	2
2019	Daytona-A	4-1	2.61	25	0	0	0	10	31.0	21	10	9	1	8	39	5	0
	Chattanooga-AA	3-0	5.89	15	0	0	0	0	18.1	22	12	12	2	9	17	3	0
Minor Totals - 3 yrs		12-4	3.45	108	0	0	0	16	151.1	159	72	58	7	58	163	13	2

OKEY, Chris - C AGE: 26; HT: 5-11; WT: 205; B/T: R/R; BORN: 12/29/94, Almonte Springs, FL. **SIGNED BY:** Perry Smith. **RESIDES:** Mount Dora, FL. **OBTAINED:** Selected by the Reds in the second round of the June 2016 first-year player draft. **CAREER NOTES:** Was invited to Major League spring training camps in 2019 and 2020...in 2017 was a Florida State League All-Star and was rated by Baseball America the best defensive catcher in the organization...in 2016 was an MiLB.com Reds Organization All-Star...in November 2017 attended a leadership training program at West Point...2020: Participated in the Goodyear portion of spring training (2g, 0-4)...did not participate in July's Summer Camp...2019: Made his first 9 apps of the season at Louisville in his first stint in Class AAA...on 4/22 was sent to Class AA Chattanooga and spent the rest of the season there...on 5/22 vs Birmingham produced 3 HR, his first professional multi-homer game, and a career-high 7 RBI...entered the season rated by MiLB.com's MLB Pipeline the 27th-best prospect in the organization...2017: Was rated by Baseball America the best defensive catcher in the Reds' system...2016: Was an MiLB.com Reds Organization All-Star...**PERSONAL:** Graduated from Eustis (FL) High School...played at Clemson University and in 186 apps over his 3-year career for the Tigers hit .301 with a .392 on-base percentage and .504 slugging percentage...twice was a finalist for the Johnny Bench Award, given annually to the best collegiate catcher in the nation, and was rated by Baseball America the best defensive catcher in the ACC...was on the watch list for the Golden Spikes Award, given annually to the best overall amateur player in the country...twice was named to All-America and All-ACC first teams but over the course of his college career also was named to several second- and third-team All-America teams...played on a pair of USA Baseball collegiate national teams, 2 USA Baseball 18U national teams and a USA Baseball 16U national team...his father, Chuck, played football at Presbyterian College...his mother, Kim, was a cheerleader at Clemson...follow on Twitter @Chris_Okey_

Yr	Club	AVG	G	AB	R	H	2B	3B	HR	RBI	SH	SF	HB	BB	SO	SB	CS	OBP	SLG	E
16	Dayton - A	.243	42	148	21	36	8	1	6	21	2	1	4	14	49	5	0	.323	.432	4
	Billings - R	.162	9	37	5	6	1	0	0	1	0	1	0	1	8	0	0	.179	.189	2
17	Daytona - A	.185	93	325	27	60	10	1	3	28	0	1	4	32	104	2	1	.265	.249	9
18	Daytona - A	.207	8	29	5	6	0	0	2	3	0	0	1	2	7	0	0	.281	.414	1
	Pensacola - AA	.198	78	263	22	52	13	0	5	26	1	0	4	17	72	2	0	.257	.304	6
19	Louisville - AAA	.121	9	33	2	4	1	0	0	3	0	0	0	0	13	0	0	.121	.152	1
	Chattanooga - AA	.228	49	149	21	34	6	1	7	25	1	1	1	19	52	0	0	.318	.423	6
Minor Totals		.201	288	984	103	198	39	3	23	107	4	4	14	85	305	9	1	.273	.317	29

OLSON, Ryan - RHP AGE: 26; HT: 6-3; WT: 200; B/T: R/R BORN: 11/22/94, Upland, CA. **SIGNED BY:** Mike Misuraca. **RESIDES:** Montgomery, TX. **OBTAINED:** Selected in the 13th round of the 2016 First-Year Player Draft. **CAREER NOTES:** In 2017, named Midwest League Pitcher of the Week for 4/6-4/16...in 2016, professional season was postponed due to a right pars stress fracture (back)...at Cal Poly Pomona was listed on the Golden Spikes Award Watch List. **PERSONAL:** Pitched collegiately at Cal Poly Pomona and the University of San Diego...in 2015, became the only pitcher in CPP history to post a perfect record on the mound (12-0) though 14 starts...graduated from Western Christian High School (Upland, CA)...was a member of the 18U USA Baseball Team, and helped his team achieve a gold medal...in 2014, played in the prestigious Cape Cod League. **TWITTER:** @ryanolson36.

Yr	Club	W-L	ERA	G	GS	CG	SHO	SV	IP	H	R	ER	HR	BB	SO	WP	BK	
2016	(Injured - Did Not Play)																	
2017	Dayton-A	2-2	4.18	4	4	1	1	0	23.2	24	13	11	1	4	18	0	0	
2018	Greenville-R	0-0	11.57	2	0	0	0	0	2.1	6	4	3	0	0	4	1	0	
	Daytona-A	4-3	4.64	10	10	1	0	0	52.1	58	31	27	5	18	46	3	0	
2019	Daytona-A	1-3	4.91	9	0	0	0	0	14.2	15	9	8	1	8	17	1	0	
Minor Totals - 3 yrs		7-8	4.79	26	14	2	1	0	94.0	106	58	50	7	30	86	5	0	

OMANA, Diego - C AGE: 18; HT: 5-11; WT: 165; B/T: R/R; BORN: 1/10/03, Guasimalto, VZ. **SIGNED BY:** German Arteaga, Ricardo Quintero, Richard Castro. **OBTAINED:** Signed as an international free agent on 1/15/21. **CAREER NOTES:** 2021 will be his first professional season.

OVALLES, Edison - C AGE: 19; HT: 5-11; WT: 150; B/T: L/R; BORN: 1/31/02, Valencia, Carabobo, VZ. **SIGNED BY:** Ricardo Quintero, Richard Castro. **RESIDES:** Valencia, Carabobo, VZ. **OBTAINED:** Signed as a non-drafted free agent on 3/9/19.

Yr	Club	AVG	G	AB	R	H	2B	3B	HR	RBI	SH	SF	HB	BB	SO	SB	CS	OBP	SLG	E
2019	DSL Reds-R	.196	16	51	10	10	0	1	1	9	0	1	1	6	14	2	0	.288	.294	4

OZUNA, Reniel - OF PRONUNCIATION: oh-ZOO-nuh. ray-knee-ELL. AGE: 22; HT: 6-1; WT: 210; B/T: R/R; BORN: 7/29/98, Boca Chica, DR. **SIGNED BY:** Emmanuel Cartagena. **RESIDES:** Santo Domingo, DR. **OBTAINED:** Signed as a non-drafted free agent on 7/2/15.

Yr	Club	AVG	G	AB	R	H	2B	3B	HR	RBI	SH	SF	HB	BB	SO	SB	CS	OBP	SLG	E
2016	DSL Reds-R	.268	51	179	27	48	13	1	4	24	0	2	7	11	39	6	3	.332	.419	3
2017	AZL Reds-R	.288	35	118	14	34	7	3	0	14	0	1	1	11	30	8	2	.351	.398	1
2018	Greenville-R	.252	60	218	27	55	7	1	2	27	0	2	0	31	63	2	5	.343	.321	8
	Billings-R	.158	7	19	3	3	0	0	0	3	1	0	4	6	1	0	0	.292	.158	0
2019	Dayton-A	.157	40	121	8	19	2	1	2	10	0	0	0	16	33	0	1	.255	.240	0
	Billings-R	.235	62	217	28	51	6	5	5	37	0	4	3	18	59	3	0	.298	.378	6
Minor Totals - 4 yrs		.241	255	872	107	210	35	11	13	115	1	10	11	91	230	20	11	.317	.351	18

PARKER, Jason - RHP AGE: 23; HT: 6-0; WT: 208; B/T: R/R; BORN: 10/27/97, New Bern, NC. **SIGNED BY:** Charles Aliano. **RESIDES:** New Bern, NC. **OBTAINED:** Selected in the 16th round of the 2019 First-Year Player Draft. **CAREER NOTES:** In 2019, his professional debut delayed due to injury. **PERSONAL:** Played collegiately at North Carolina State **TWITTER:** @j_park15.

PEGUERO, Francis - RHP AGE: 23; HT: 5-9; WT: 178; B/T: R/R; BORN: 8/11/97, San Pedro de Macoris, DR. **SIGNED BY:** Felix Romero. **RESIDES:** San Pedro de Macoris, DR. **OBTAINED:** Signed as a non-drafted free agent on 7/3/17.

Yr	Club	W-L	ERA	G	GS	CG	SHO	SV	IP	H	R	ER	HR	BB	SO	WP	BK
2017	DSL Reds-R	0-1	2.45	8	0	0	0	4	14.2	10	4	4	0	1	17	3	0
2018	AZL Reds-R	0-1	6.04	13	0	0	0	1	22.1	33	19	15	1	6	13	3	1
	DSL Reds-R	0-0	7.11	3	0	0	0	0	6.1	11	7	5	0	4	5	0	0
2019	Billings-R	1-3	4.00	22	0	0	0	6	27.0	23	13	12	4	3	45	1	0
Minor Totals - 3 yrs		1-5	4.61	46	0	0	0	11	70.1	77	43	36	5	14	80	7	1

PERALTA, Jose - RHP AGE: 21; HT: 6-1; WT: 170; B/T: R/R; BORN: 10/2/99, La Guaira, VZ. SIGNED BY: Edgar Melo. RESIDES: Catia La Mar, VZ. OBTAINED: Signed as a non-drafted free agent on 7/20/17.

Yr	Club	W-L	ERA	G	GS	CG	SHO	SV	IP	H	R	ER	HR	BB	SO	WP	BK
2018	DSL Reds-R	4-2	2.12	16	6	0	0	0	46.2	42	20	11	3	12	31	5	0
2019	AZL Reds-R	0-0	5.66	8	4	0	0	0	11.1	13	8	7	2	5	9	0	2
Minor Totals - 2 yrs		4-2	2.79	24	10	0	0	0	58.0	55	28	18	5	17	40	5	2

PIDICH, Matt - RHP PRONUNCIATION: PY-ditch. AGE: 26; HT: 6-2; WT: 220; B/T: R/R; BORN: 12/25/94, Freehold, NJ. SIGNED BY: Jeff Brookens. RESIDES: Aberdeen, NJ. OBTAINED: Selected in the eighth round of the 2018 First-Year Player Draft. CAREER NOTES: In 2019, led Reds minor league pitchers with the lowest opponents' batting average (.175). PERSONAL: Played collegiately at the University of Pittsburgh...underwent "Tommy John" surgery in 2016...graduated from Christian Brothers Academy (Lincroft, NJ).

Yr	Club	W-L	ERA	G	GS	CG	SHO	SV	IP	H	R	ER	HR	BB	SO	WP	BK
2018	Billings-R	1-2	5.28	19	1	0	0	0	30.2	30	22	18	3	9	34	1	0
2019	Dayton-A	4-3	2.22	39	0	0	0	7	65.0	42	25	16	6	20	75	3	0
Minor Totals - 2 yrs		5-5	3.20	58	1	0	0	7	95.2	72	47	34	9	29	109	4	0

PINAZZI, Nicolo - LHP AGE: 21; HT: 6-2; WT: 195; B/T: L/L; BORN: 10/25/99, Milan, Italy. SIGNED BY: Sal Varriale. RESIDES: Milan, Italy. OBTAINED: Signed as a non-drafted free agent on 9/4/20. CAREER NOTES: 2021 will be his first professional season.

PINO, Yassel - SS AGE: 19; HT: 6-2; WT: 192; B/T: R/R; BORN: 10/4/01, Havana, Cuba. SIGNED BY: Tony Arias. RESIDES: Miami, FL. OBTAINED: Signed as a non-drafted free agent on 6/10/19.

Yr	Club	AVG	G	AB	R	H	2B	3B	HR	RBI	SH	SF	HB	BB	SO	SB	CS	OBP	SLG	E
2019	AZL Reds-R	.253	24	91	11	23	2	0	0	11	0	0	4	4	25	0	1	.313	.275	5

PINTO, Julio - RHP AGE: 25; HT: 6-4; WT: 225; B/T: R/R; BORN: 11/18/95, Guacara, VZ. SIGNED BY: Alberto Garcia, Richard Castro and Orlando Estevez (Royals). RESIDES: Valencia, Carabobo, VZ. OBTAINED: Signed as a minor league free agent on 3/23/19. CAREER NOTES: 2020-21, played for La Guaira in the Venezuelan Winter League...In 2019, selected as a Florida State League All-Star.

Yr	Club	W-L	ERA	G	GS	CG	SHO	SV	IP	H	R	ER	HR	BB	SO	WP	BK
2013	DSL Royals-R	3-3	2.65	13	13	0	0	0	54.1	37	20	16	1	26	43	10	0
2014	Burlington-R	4-3	4.83	11	2	0	0	0	41.0	41	25	22	2	24	28	9	2
2015	Burlington-R	3-2	4.14	10	10	0	0	0	41.1	40	23	19	2	17	30	2	2
	Idaho Falls-R	0-0	7.20	2	2	0	0	0	5.0	8	7	4	0	4	6	3	0
2016	Lexington-A	2-4	5.84	16	11	0	0	1	49.1	49	34	32	4	30	40	8	2
	AZL Royals-R	0-0	4.91	5	4	0	0	0	11.0	11	9	6	1	7	10	4	3
2017	Lexington-A	0-2	13.83	12	0	0	0	0	13.2	22	22	21	4	16	14	1	0
	Idaho Falls-R	4-8	10.33	14	14	0	0	0	61.0	91	80	70	13	47	54	2	2
2018	Lexington-A	2-0	4.86	10	0	0	0	0	16.2	12	9	9	4	7	21	5	0
	Wilmington-A	1-4	6.11	26	0	0	0	10	28.0	34	21	19	2	19	28	2	1
2019	Dayton-A	1-0	4.11	11	0	0	0	2	15.1	13	8	7	2	11	22	3	2
	Daytona-A	2-3	5.51	31	0	0	0	3	47.1	57	31	29	3	29	49	6	0
Minor Totals - 7 yrs		22-29	5.95	161	56	0	0	16	384.0	415	289	254	38	237	345	55	14

PLAZ, Peterson - OF AGE: 21; HT: 5-10; WT: 187; B/T: L/L; BORN: 3/6/99, Caracas, VZ. SIGNED BY: Jose Fuentes. RESIDES: Caracas, VZ. OBTAINED: Signed as a non-drafted free agent on 9/28/15.

Yr	Club	AVG	G	AB	R	H	2B	3B	HR	RBI	SH	SF	HB	BB	SO	SB	CS	OBP	SLG	E
2016	DSL Reds-R	.258	59	229	30	59	3	0	1	16	1	2	2	21	33	11	9	.323	.284	0
2017	DSL Rojos-R	.290	39	145	24	42	3	1	0	11	2	2	1	14	12	8	4	.352	.324	2
	DSL Reds-R	.400	14	45	10	18	1	0	0	4	0	0	0	11	7	5	2	.518	.422	0
2018	AZL Reds-R	.320	34	103	12	33	3	0	0	4	1	0	2	9	10	3	3	.386	.350	4
2019	Greenville-R	.203	25	74	10	15	2	0	0	4	2	1	0	4	10	1	1	.241	.230	0
	Dayton-A	.000	2	4	0	0	0	0	0	1	0	0	0	0	1	0	0	.000	.000	0
Minor Totals - 4 yrs		.278	173	600	86	167	12	1	1	40	6	5	5	59	72	29	19	.345	.307	6

PROCTOR, James - RHP AGE: 22; HT: 6-5; WT: 230; B/T: R/R; BORN: 6/21/20, St. Louis, MO. SIGNED BY: Lee Seras. RESIDES: St. Louis, MO. OBTAINED: Signed as a non-drafted free agent on 6/21/20. CAREER NOTES: 2021 will be his first professional season. PERSONAL: Played collegiately at Princeton for 4 years...graduated from Mary Institute and Saint Louis Country Day School (MICDS) in St. Louis, the same school attended by Joe Buck, William DeWitt Jr., Betty Grable, Vincent Price and Sterling K. Brown...his uncle, Mike, played basketball at Cornell...his grandfather, James, played pro baseball in 1959. TWITTER: @jprosti.

PUCHEU, Jacques - LHP AGE: 24; HT: 6-2; WT: 210; B/T: L/L; BORN: 1/1/97, Gulfport, MS. SIGNED BY: Jonathan Reynolds. RESIDES: Clarksville, TN. OBTAINED: Signed as a non-drafted free agent on 6/22/19. PERSONAL: Played collegiately at Austin Peay State University and East Mississippi Community College...graduated from West Harrison HS (Gulfport, MS) where he also played soccer and football, earning all-conference and all-state honors as a quarterback in 2014. TWITTER: @j_pucheu19.

Yr	Club	W-L	ERA	G	GS	CG	SHO	SV	IP	H	R	ER	HR	BB	SO	WP	BK
2019	AZL Reds-R	3-1	4.08	11	3	0	0	1	35.1	29	18	16	1	10	42	1	1
	Greenville-R	2-0	1.50	4	2	1	0	1	18.0	13	3	3	1	6	19	1	0
Minor Totals - 1 yr		5-1	3.21	15	5	1	1	1	53.1	42	21	19	2	16	61	2	1

RABY, Patrick - RHP AGE: 23; HT: 6-3; WT: 230; B/T: R/R; BORN: 5/22/97, Louisville, KY. SIGNED BY: Jonathan Reynolds. RESIDES: Knoxville, TN. OBTAINED: Selected in the 17th round of the 2019 First-Year Player Draft. PERSONAL: Played collegiately at Vanderbilt where he became that school's

all-time wins leader with 32...graduated from Farragut HS (Knoxville, TN) where he played in 3 state championship games and was a teammate of current Reds star Nick Senzel. **TWITTER:** @patrick_raby29.

Yr	Club	W-L	ERA	G	GS	CG	SHO	SV	IP	H	R	ER	HR	BB	SO	WP	BK
2019	Greeneville-R	2-1	8.03	7	0	0	0	0	12.1	14	13	11	3	9	19	4	0
	Billings-R	0-0	8.64	5	0	0	0	0	8.1	7	8	8	1	7	10	7	0
Minor Totals - 1 yr		2-1	8.27	12	0	0	0	0	20.2	21	21	19	4	16	29	11	0

RAMIREZ, Marwin - RHP AGE: 20; HT: 6-2; WT: 175; B/T: R/R; BORN: 9/10/00, La Guaira, Vargas, VZ. **SIGNED BY:** Richard Castro. **RESIDES:** La Guaira, Vargas, VZ. **OBTAINED:** Signed as a non-drafted free agent on 3/9/19.

Yr	Club	W-L	ERA	G	GS	CG	SHO	SV	IP	H	R	ER	HR	BB	SO	WP	BK
2019	DSL Reds-R	1-1	6.26	11	1	0	0	0	27.1	22	20	19	3	13	27	5	0

REY, Brian - OF AGE: 22 (Turns 23 on 2/22); HT: 5-11; WT: 170; B/T: R/R; BORN: 2/22/98, Chicago, IL. **SIGNED BY:** Stephen Hunt. **RESIDES:** Deltona, FL. **OBTAINED:** Selected in the 13th round of the 2018 First-Year Player Draft. **CAREER NOTES:** 2019-20 & 2020-21, played for Caguas in the Puerto Rican Winter League...In 2019, established Class-A Dayton club record for most RBI in a game with 8 on 7/27 at Fort Wayne, blasting 2 home runs including a grand slam...previous record of 7 had been shared by 4 players including Joey Votto and Adam Dunn. **PERSONAL:** Played at Miami Dade, the same school that produced Steve Carlton, Mike Piazza, Raul Ibanez, Don Baylor and Judy Dent...graduated from Deltona HS (FL).

Yr	Club	AVG	G	AB	R	H	2B	3B	HR	RBI	SH	SF	HB	BB	SO	SB	CS	OBP	SLG	E
2018	Greeneville-R	.269	49	171	27	46	7	0	2	21	0	1	9	12	14	3	1	.347	.345	1
2019	Dayton-A	.281	66	235	31	66	16	0	9	40	1	5	7	11	35	1	0	.326	.464	6
	Daytona-A	.146	16	48	3	7	2	0	0	6	0	0	2	2	5	1	0	.212	.188	1
Minor Totals - 2 yrs		.262	131	454	61	119	25	0	11	67	1	6	18	25	54	5	1	.322	.390	8

REYES, Luis - INF AGE: 17; HT: 5-11; WT: 193; B/T: R/R; BORN: 11/15/03, Tinaquillo, VZ. **SIGNED BY:** Cincinnati Reds International Scouting Department. **OBTAINED:** Signed as an international free agent on 1/15/21. **CAREER NOTES:** 2021 will be his first professional season.

REYES, Reyny - INF AGE: 21 (Turns 22 on 3/20); HT: 6-2; WT: 185; B/T: R/R; BORN: 3/20/99, San Cristobal, DR. **SIGNED BY:** Richard Jimenez. **RESIDES:** San José de los Llanos, San Pedro de Macoris, DR. **OBTAINED:** Signed as a first-year minor league player on 5/30/16. **CAREER NOTES:** In 2018, for the Rookie AZL Reds hit safely in 14 straight games from 6/18-7/5...is .293 batting average ranked sixth among all Reds minor leaguers.

Yr	Club	AVG	G	AB	R	H	2B	3B	HR	RBI	SH	SF	HB	BB	SO	SB	CS	OBP	SLG	E
2017	DSL Rojos-R	.240	59	208	29	50	9	0	2	19	2	2	5	16	23	9	2	.307	.313	9
2018	AZL Reds-R	.293	43	157	21	46	5	0	2	14	1	0	1	8	37	5	2	.331	.363	6
2019	Greeneville-R	.233	12	43	3	10	3	1	0	1	0	0	0	1	8	0	0	.250	.349	1
	Billings-R	.252	35	115	14	29	4	1	0	10	2	1	0	7	25	0	1	.293	.304	5
Minor Totals - 3 yrs		.258	149	523	67	135	21	2	4	44	5	3	6	32	93	14	5	.307	.329	21

RICHARDSON, Lyon - RHP AGE: 20; HT: 6-2; WT: 192; B/T: S/R; BORN: 1/18/00, Jensen Beach, FL. **SIGNED BY:** Stephen Hunt. **RESIDES:** Jensen Beach, FL. **OBTAINED:** Selected in the second round of the 2018 First-Year Player Draft. **CAREER NOTES:** In 2019, ranked by MLB.com as the Reds 12th-best prospect...in 2018, ranked by Baseball America (15) and MLB.com (18) as one of the Reds' top prospects. **PERSONAL:** Graduated from Jensen Beach HS (FL) where in 2018 was named TC Palm's All-Area Baseball Player of the Year after posting a 7-0 record and an 0.58 ERA (48.0ip, 16h, 90k).

Yr	Club	W-L	ERA	G	GS	CG	SHO	SV	IP	H	R	ER	HR	BB	SO	WP	BK
2018	Greeneville-R	0-5	7.14	11	11	0	0	0	29.0	37	27	23	3	16	24	6	0
2019	Dayton-A	3-9	4.15	26	26	0	0	0	112.2	126	66	52	10	33	106	6	1
Minor Totals - 2 yrs		3-14	4.76	37	37	0	0	0	141.2	163	93	75	13	49	130	12	1

RIJO, Brayan - OF AGE: 17; HT: 6-0; WT: 160; B/T: R/R; BORN: 11/24/03, La Romana, DR. **SIGNED BY:** Jose Diaz, Emmanuel Cartagena, Richard Jimenez. **RESIDES:** La Romana, DR. **OBTAINED:** Signed as an international free agent on 1/15/21. **CAREER NOTES:** 2021 will be his first professional season.

RIVAS, Leonardo - INF AGE: 23; HT: 5-10; WT: 150; B/T: S/R; BORN: 10/10/97, Maracay, Aragua, VZ. **SIGNED BY:** Carlos Ramirez & Lebi Ochoa (Angels). **RESIDES:** Santa Rita, Apure, VZ. **OBTAINED:** Acquired by the Angels on 12/10/20 as the player to be named later in the 12/7/20 trade that sent Raisel Iglesias to the Angels in exchange for Noé Ramirez. **CAREER NOTES:** Signed with the Angels as international free agent on 7/11/14.

Yr	Club	AVG	G	AB	R	H	2B	3B	HR	RBI	SH	SF	HB	BB	SO	SB	CS	OBP	SLG	E
2015	DSL Angels-R	.258	65	213	38	55	8	7	1	31	4	5	17	37	53	21	12	.401	.376	16
2016	DSL Angels-R	.323	33	99	26	32	3	3	0	15	4	0	4	20	23	20	5	.455	.414	7
	AZL Angels-R	.253	26	91	22	23	5	0	1	4	1	0	0	16	16	6	3	.364	.341	3
2017	Orem-R	.299	35	137	37	41	6	4	2	29	1	2	4	39	22	11	0	.462	.445	5
	Burlington-A	.267	26	90	24	24	5	0	0	7	2	1	3	20	22	8	1	.412	.322	6
2018	Burlington-A	.233	119	454	62	106	16	7	4	34	4	2	3	84	138	16	10	.355	.326	15
	AZL Angels-R	.250	2	8	2	1	0	1	1	3	0	0	0	2	0	0	0	.250	.750	0
2019	Inland Empire-A	.236	73	297	44	70	14	5	6	26	0	2	39	90	4	2	.328	.377	10	
	AZL Angels-R	.063	7	16	6	1	0	0	0	1	0	0	0	8	4	1	0	.375	.063	0
Minor Totals - 5 yrs		.252	386	1405	261	354	58	26	15	149	17	10	33	263	370	87	33	.380	.362	62

ROA, Christian - RHP AGE: 21 (Turns 22 on 4/2); HT: 6-4; WT: 220; B/T: R/R; BORN: 4/2/99, Houston, TX. **SIGNED BY:** Mike Partida. **RESIDES:** Houston, TX. **OBTAINED:** Selected in the second round of the 2020 First-Year Player Draft (48th overall). **CAREER NOTES:** Rated by MLB.com as the Reds' 12th-best prospect...2021 will be his first professional season. **PERSONAL:** Played collegiately at Texas A&M...graduated from Memorial HS (Houston, TX), the same school attended by Michael Dell (founder, CEO of Dell Technologies)...has expressed interest in becoming a commercial realtor. **TWITTER:** @Christianroa24.

ROBERTSON, Wes - RHP AGE: 24 (Turns 25 on 3/11); HT: 6-2; WT: 190; B/T: R/R; BORN: 3/11/96, Cheshire, CT. **SIGNED BY:** Takeshi Sakurayama (Rangers). **RESIDES:** Cheshire, CT. **OBTAINED:** Selected from Texas in the fifth round of the Triple-A Phase of the 2020 Rule 5 Draft. **CAREER NOTES:** In

2019, went 3-0, 4.33 (13 ER/27.0 IP) in 14 G with Down East and Hickory...underwent 'Tommy John' ligament transplant surgery on 7/17...in 2018, combined to go 2-1 with a 1.37 ERA (3 ER/19.2 IP) in 16 G with the AZL Rangers and Spokane...made season debut with AZL Rangers before promotion to Spokane on 7/14...did not allow an earned run across 11.1 IP during 9-G span from 7/22-8/25...in 2017, appeared in 9 G with the AZL Rangers in 1st professional season...signed with the Rangers as a non-drafted free agent on 6/21/17. **PERSONAL:** Played 3 seasons at Washington College in Chestertown, Md...spent the majority of his college career as a catcher before making the transition to pitcher due to injuries...logged 3.2 IP during his junior campaign...batted .292 over 88 career games as a position player...earned all-conference and all-division honors at Cheshire (Conn.) High School.

Yr	Club	W-L	ERA	G	GS	CG	SHO	SV	IP	H	R	ER	HR	BB	SO	WP	BK
2017	AZL Rangers-R	0-0	4.50	9	0	0	0	0	8.0	10	4	4	0	7	9	2	0
2018	AZL Rangers-R	0-0	0.00	2	0	0	0	1	2.0	0	0	0	0	1	6	0	0
	Spokane-A	2-1	1.53	14	0	0	0	0	17.2	18	6	3	0	8	13	2	0
2019	Hickory-A	2-0	1.38	6	0	0	0	1	13.0	6	2	2	1	5	10	3	0
	Down East-A	1-0	7.07	8	0	0	0	0	14.0	15	12	11	4	7	6	4	2
Minor Totals - 3 yrs		5-1	3.29	39	0	0	0	2	54.2	49	24	20	5	28	44	11	2

ROBINSON, Chuckie - C AGE: 26; HT: 6-1; WT: 215; B/T: R/R; BORN: 12/14/94, Danville, IL. **SIGNED BY:** Justin Cryer. **OBTAINED:** Was selected in the third round of the Class AAA Phase of the December 2020 Rule 5 Draft. **CAREER NOTES:** In 2017 was a MiLB.com Astros Organization All-Star and Midwest League All-Star...that post-season was named Midwest League Championship Series Most Valuable Player after producing 4 HR and 8 RBI in 9 games to lead Quad City to the title...in 2016, in his first professional season was a mid-season New York-Penn League All-Star...in 267 career games at catcher has thrown out 96 of 253 runners attempting to steal (38%)....2020: Spent the season at the Astros' alternate training site as part of their 60-player pool Summer Camp roster...in December was selected by the Reds in the third round of the Class AAA phase of the Rule 5 Draft...was 1 of 6 players selected by the Reds in the minor league phase of that draft...**PERSONAL:** In 2013 graduated from Danville (IL) High School...established a school record for career home runs with 19 and hit .372 during his senior season...led his team to a pair of regional championships and to one sectional title...3 times was named to The News-Gazette's All-Area first team...played 3 seasons at Southern Mississippi, where as a junior in 2016 he was named to the C-USA All-Tournament Team after winning the championship...is a third-generation professional catcher...his grandfather, Chuckie Sr., in the early 1960s spent a season as a catcher in the White Sox organization...his father, Chuck, spent the summer of 1991 in the minor league system of the Cubs.

Yr	Club	AVG	G	AB	R	H	2B	3B	HR	RBI	SH	SF	HB	BB	SO	SB	CS	OBP	SLG	E
16	Tri-City - A	.275	45	160	25	44	13	0	2	18	2	0	2	19	48	0	1	.359	.394	3
17	Quad Cities - A	.274	108	430	69	118	32	2	15	77	0	1	5	31	98	7	1	.330	.463	4
18	Buies Creek - A	.238	75	267	27	62	10	1	7	30	0	2	1	21	58	3	4	.296	.365	4
19	Corpus Christi - AA	.217	103	374	30	81	17	1	7	36	0	3	7	25	118	9	1	.276	.324	7
Minor Totals		.249	331	1224	151	305	72	4	31	161	2	6	15	96	322	19	7	.310	.391	18

ROBINSON, Errol - INF AGE: 26; HT: 5-11; WT: 170; B/T: R/R; BORN: 10/1/94, Boyds, MD. **RESIDES:** Boyds, MD. **OBTAINED:** Was selected in the first round of the Class AAA Phase of the December 2020 Rule 5 Draft. **CAREER NOTES:** From 2018-2020, while in minor league spring training camp made 26 exhibition "A" game apps for the Dodgers (.133, 1 2b, 1 3b, 3rbi)...following the 2018 regular season played for Glendale in the prestigious Arizona Fall League (.13g, .191, 1 2b, 1 3b, 4rbi, 3sb)...2020: In December was selected by the Reds in the first round of the Class AAA phase of the Rule 5 Draft...was 1 of 6 players selected by the Reds in the minor league phase of that draft...**PERSONAL:** Attended the University of Mississippi...follow on Twitter @therealrob_6.

Yr	Club	AVG	G	AB	R	H	2B	3B	HR	RBI	SH	SF	HB	BB	SO	SB	CS	OBP	SLG	E
16	Ogden - R	.282	55	220	40	62	17	1	2	26	2	2	17	42	18	2	.336	.395	18	
17	Great Lakes - A	.247	22	77	13	19	5	1	3	13	0	3	0	6	21	6	1	.291	.455	6
	Rancho Cucu. - A	.286	16	70	13	20	4	3	2	8	0	0	1	5	17	5	1	.342	.514	3
	Tulsa - AA	.273	57	227	35	62	8	2	2	14	0	1	1	29	50	11	3	.357	.352	9
18	Tulsa - AA	.247	117	433	53	107	14	1	10	50	0	2	3	37	104	18	9	.309	.353	21
19	Oklahoma City - AAA	.220	61	191	22	42	9	0	2	19	0	0	2	21	45	3	2	.304	.298	6
	Tulsa - AA	.310	46	155	23	48	5	0	3	16	0	1	1	20	35	6	4	.390	.400	4
Minor Totals		.262	374	1373	199	360	62	8	24	146	2	9	10	135	314	67	22	.331	.371	67

RODRIGUEZ, Alejandro - RHP AGE: 17; HT: 6-1; WT: 160; B/T: R/R; BORN: 11/14/03, Distrito Giradot, VZ. **SIGNED BY:** Aguido Gonzalez, Richard Castro. **OBTAINED:** Signed as an international free agent on 1/15/21. **CAREER NOTES:** 2021 will be his first professional season.

RODRIGUEZ, Alfredo - IF AGE: 26; HT: 6-0; WT: 190; B/T: R/R; BORN: 6/17/94, Havana Cuba. **SIGNED BY:** Tony Arias, Richard Jimenez. **OBTAINED:** Signed as an international free agent on 7/4/16. **CAREER NOTES:** Following the 2019 season was rated by MiLB.com the 18th-best prospect in the organization...in 2019 was a mid-season Southern League All-Star...in 2017 was an MiLB.com Reds Organization All-Star and was rated by Baseball America the best defensive shortstop in the Midwest League...in 2016 and 2017 was rated by Baseball America the best defensive shortstop in the organization...missed most of the 2018 season because of a fractured hamate bone in his left wrist...in 2019 and 2020 was invited to Major League spring training camp...2020: Spent the regular season at the alternate training site as part of the Reds' 60-player pool roster...was not on the Reds' 40-player Postseason pool roster...participated in Major League spring training camp in Goodyear (14g, .364, 2 2b, 2hr, 4rbi, .970ops)...2019: Combined to make 127 apps at Chattanooga, where in his first full season at Class AA he was a mid-season Southern League All-Star, and at Louisville...began the season at Chattanooga...on 8/6 was promoted to Louisville for his first stint in Class AAA...following the season played in the Dominican Winter League (.19g, .309, 1 2b, 10rbi, 1sb)...2018: Following the season played for Scottsdale in the Arizona Fall League (.20g, .179, 3 2b, 2hr, 5rbi, 1sb)...2017: At Class A Daytona was an MiLB.com Reds Organization All-Star...was rated by Baseball America the best defensive shortstop in both the organization and in the Midwest League...2016: Was rated among the organization's best prospects by MLB.com (6th) and Baseball America (22nd)...was rated the best defensive shortstop in the organization.

Yr	Club	AVG	G	AB	R	H	2B	3B	HR	RBI	SH	SF	HB	BB	SO	SB	CS	OBP	SLG	E
16	DSL Reds - R	.234	22	77	12	18	5	0	0	8	0	3	4	9	16	9	0	.333	.299	2
17	Daytona - A	.253	118	483	52	122	14	0	2	36	2	2	4	25	79	11	9	.294	.294	16
18	Daytona - A	.207	31	111	12	23	5	1	2	12	0	1	2	8	22	4	0	.270	.324	5
	Pensacola - AA	.192	9	26	4	5	0	0	0	0	0	0	1	2	7	0	0	.276	.192	0
	#AZL Reds - R	.250	6	20	3	5	3	0	0	3	0	0	0	1	3	0	0	.286	.400	0
19	Chattanooga - AA	.286	104	409	50	117	18	2	1	25	2	1	2	22	62	13	9	.325	.347	7
	Louisville - AAA	.169	23	77	5	13	4	0	0	9	0	1	3	7	13	3	0	.261	.222	3
Minor Totals		.252	313	1203	138	303	49	3	5	93	4	8	16	74	202	40	18	.302	.310	33

Injury rehab

ROJAS, Jesus - RHP AGE: 18 (Turns 19 on 3/22); HT: 6-3; WT: 185; B/T: R/R; BORN: 3/22/02, San Felipe, Yacuray, VZ. **SIGNED BY:** Ricardo Quintero, Richard Castro. **RESIDES:** Chivacoa, Yacuray, VZ. **OBTAINED:** Signed as a non-drafted free agent on 12/29/18.

Yr	Club	W-L	ERA	G	GS	CG	SHO	SV	IP	H	R	ER	HR	BB	SO	WP	BK
----	------	-----	-----	---	----	----	-----	----	----	---	---	----	----	----	----	----	----

2019 DSL Reds-R 3-4 3.88 15 13 0 0 1 53.1 59 29 23 2 16 34 5 2

ROMERO, Wennington - LHP

AGE: 23; HT: 5-11; WT: 150; B/T: L/L; BORN: 1/29/98, Santo Domingo, DR. SIGNED BY: Richard Jimenez. RESIDES: Santo Domingo, DR. OBTAINED: Signed as a non-drafted free agent on 7/18/14. CAREER NOTES: In 2018, named Reds Minor League Pitcher of the Month for May (5gs, 3-1, 2.41, .176avg)...Florida State League Pitcher of the Week for 4/30-5/6...ranked among FSL leaders in innings pitched (130.2, 4th) and starts (24, T4th)...in 2017, ranked among Midwest League leaders in starts (26, T2nd) and innings pitched (136.0, 4th)...in 2016, was an Arizona League All-Star...ranked among AZL leaders in ERA (1.93, 3rd), WHIP (1.01, 4th) and opponents BA (.222, 5th)...in 2015, his 82 strikeouts were the fourth-most in the Dominican League.

Yr	Club	W-L	ERA	G	GS	CG	SHO	SV	IP	H	R	ER	HR	BB	SO	WP	BK
2015	DSL Rojos-R	2-3	2.13	14	14	0	0	0	71.2	60	26	17	2	9	82	7	0
2016	AZL Reds-R	3-3	1.93	10	7	0	0	0	46.2	39	16	10	1	8	46	1	0
	Billings-R	0-0	3.00	1	1	0	0	0	3.0	3	1	1	0	1	1	0	0
2017	Dayton-A	5-10	5.10	26	26	1	0	0	136.0	153	82	77	17	30	126	7	0
2018	Daytona-A	8-10	4.82	24	24	0	0	0	130.2	149	78	70	13	37	79	8	2
2019	Daytona-A	1-2	4.34	6	6	0	0	0	29.0	34	15	14	5	9	26	2	0
Minor Totals - 5 yrs		19-28	4.08	81	78	1	0	0	417.0	438	218	189	38	94	360	25	2

ROS, Roberto - RHP

AGE: 20; HT: 5-10; WT: 150; B/T: R/R; BORN: 9/8/01, Sabana de la Mar, Hato Mayor, DR. SIGNED BY: Felix Romero and Enmanuel Cartagena. RESIDES: Sabana de la Mar, Hato Mayor, DR. OBTAINED: Signed as a non-drafted free agent on 7/2/18. CAREER NOTES: In 2019, injured.

ROXBY, Braxton - RHP

AGE: 21 (Turns 22 on 3/21); HT: 6-3; WT: 225; B/T: R/R; BORN: 3/21/99, Johnstown, PA. SIGNED BY: Jeff Brookens. RESIDES: Windber, PA. OBTAINED: Signed as a non-drafted free agent on 6/15/20. CAREER NOTES: 2021 will be his first professional season. PERSONAL: Played collegiately at the University of Pittsburgh Johnstown. TWITTER: @braxton_roxby.

RUDD, Carson - RHP

AGE: 22; HT: 6-5; WT: 190; B/T: R/R; BORN: 9/17/98, Santa Monica, CA. SIGNED BY: Rich Bordi. RESIDES: Agoura Hills, CA. OBTAINED: Signed as a non-drafted free agent on 9/4/20. CAREER NOTES: 2021 will be his first professional season. PERSONAL: Played collegiately at Stanford University...graduated from Oaks Christian School (CA).

RUIZ, Victor - 3B

AGE: 21; HT: 6-1; WT: 187; B/T: R/R; BORN: 10/20/99, Mexicali, MX. SIGNED BY: Hector Otero. RESIDES: Mexicali, MX. OBTAINED: Signed as a minor league free agent on 10/17/16. CAREER NOTES: 2020-21, played for Mexicali in the Mexican Winter League.

Yr	Club	AVG	G	AB	R	H	2B	3B	HR	RBI	SH	SF	HB	BB	SO	SB	CS	OBP	SLG	E
2017	AZL Reds-R	.244	22	78	8	19	4	1	0	11	0	1	0	1	22	0	0	.250	.321	5
2018	Greenville-R	.174	6	23	0	4	0	0	0	4	0	1	0	0	8	0	0	.167	.174	1
	AZL Reds-R	.303	22	76	12	23	4	0	2	7	0	0	1	4	15	0	0	.346	.434	2
	Billings-R	.278	8	18	2	5	0	0	0	3	0	0	1	5	0	0	0	.316	.278	0
2019	Billings-R	.270	60	233	19	63	14	1	1	30	2	5	2	14	49	1	2	.311	.352	16
Minor Totals - 3 yrs		.266	118	428	41	114	22	2	3	55	2	7	3	20	99	1	2	.299	.348	24

SALAZAR, Eduardo - RHP

AGE: 22 (Turns 23 on 5/5); HT: 6-2; WT: 177; B/T: 5/5/98; BORN: 5/5/98, Cumana, VZ. SIGNED BY: Richard Jimenez. RESIDES: Cumana, VZ. OBTAINED: Signed as a non-drafted free agent on 3/4/17.

Yr	Club	W-L	ERA	G	GS	CG	SHO	SV	IP	H	R	ER	HR	BB	SO	WP	BK
2017	DSL Rojos-R	4-4	2.70	12	12	0	0	0	60.0	54	22	18	1	10	47	1	2
2018	AZL Reds-R	0-1	5.29	7	6	0	0	0	17.0	17	12	10	3	6	15	2	0
	Greenville-R	2-0	6.57	4	0	0	0	0	12.1	10	9	9	2	6	11	0	1
2019	Dayton-A	6-3	3.81	35	11	0	0	0	106.1	105	52	45	9	36	81	8	4
Minor Totals - 3 yrs		12-8	3.77	58	29	0	0	0	195.2	186	95	82	15	58	154	11	7

SALAZAR, Martin - RHP

AGE: 20; HT: 6-2; WT: 175; B/T: R/R; BORN: 5/27/00, Puerto Cabello, VZ. SIGNED BY: Ricardo Quintero, Richard Castro. RESIDES: Puerto Cabello, VZ. OBTAINED: Signed as a non-drafted free agent on 12/29/18.

Yr	Club	W-L	ERA	G	GS	CG	SHO	SV	IP	H	R	ER	HR	BB	SO	WP	BK
2019	DSL Reds-R	5-1	2.93	14	14	0	0	0	58.1	57	27	19	3	10	55	4	2

SALCEDO, Andruw - C

AGE: 18; HT: 5-11; WT: 175; B/T: S/R; BORN: 9/29/02, Sincelajo, Sucre, Colombia. SIGNED BY: Jose Valdelamar, Trey Hendricks. RESIDES: Sincelajo, Sucre, Colombia. OBTAINED: Signed as a non-drafted free agent on 7/4/19. CAREER NOTES: 2021 will be his first professional season.

SALINAS, Ricky - RHP

PRONUNCIATION: suh-LEEN-us. AGE: 24 (Turns 25 on 3/26); HT: 6-1; WT: 232; B/T: R/R; BORN: 3/26/96, Houston, TX. SIGNED BY: Charlie Aliano. RESIDES: Houston, TX. OBTAINED: Selected in the 25th round of the 2018 First-Year Player Draft. CAREER NOTES: In 2019, named Reds Minor League Player of the Month for June. PERSONAL: Played collegiately at Rice...graduated from Northshore HS (Houston, TX). TWITTER: @Ricky_Salinas21.

Yr	Club	W-L	ERA	G	GS	CG	SHO	SV	IP	H	R	ER	HR	BB	SO	WP	BK
2018	Billings-R	2-2	4.53	14	14	0	0	0	55.2	64	32	28	9	15	59	11	0
2019	Dayton-A	4-3	4.13	15	15	0	0	0	72.0	70	39	33	7	28	67	8	0
Minor Totals - 2 yrs		6-5	4.30	29	29	0	0	0	127.2	134	71	61	16	43	126	19	0

SANMARTIN, Reiver - LHP

AGE: 24; HT: 6-2; WT: 160; B/T: L/L; BORN: 4/15/96, Cartagena, Colombia. RESIDES: Cartagena, Colombia. OBTAINED: Acquired from the Yankees along with RHP Sonny Gray on 6/21/19 in exchange for 2b Shed Long and future considerations. CAREER NOTES: First name is pronounced RAY-ver...in 2019, went a combined 4-12 with a 4.05 ERA in 25 starts split between Advanced-A Daytona and Double-A Chattanooga...named

PLAYER DEVELOPMENT

Florida State League Pitcher of the Week on 5/26...traded from the Yankees to the Reds along with RHP Sonny Gray on 6/21 in exchange for 2b Shed Long and future considerations...in 2017, traded to the Yankees from the Rangers in exchange for RHP Ronald Herrera...in 2015, signed with the Rangers as a non-drafted free agent on 7/2.

Yr	Club	W-L	ERA	G	GS	CG	SHO	SV	IP	H	R	ER	HR	BB	SO	WP	BK
2015	DSL Rangers1-R	0-1	5.23	6	0	0	0	0	10.1	12	6	6	0	9	7	2	0
2016	DSL Rangers2-R	3-1	2.77	8	8	0	0	0	39.0	42	16	12	2	4	38	2	1
	DSL Rangers1-R	4-0	1.61	4	4	0	0	0	22.1	19	5	4	0	2	18	0	0
2017	Spokane-A	3-1	2.27	7	5	0	0	0	31.2	38	12	8	2	3	28	0	1
	Hickory-A	4-1	2.62	7	6	0	0	0	34.1	36	11	10	1	6	28	3	1
2018	Trenton-AA	0-1	1.80	1	1	0	0	0	5.0	4	2	1	0	0	4	0	0
	Staten Island-A	1-0	0.00	2	0	0	0	1	7.1	5	0	0	0	0	13	0	0
	Charleston-A	2-6	4.19	8	8	0	0	0	43.0	48	26	20	2	4	31	2	0
	Tampa-A	2-0	0.00	2	1	0	0	0	12.0	8	1	0	0	0	10	0	0
2019	Daytona-A	2-5	3.78	13	13	0	0	0	64.1	68	32	27	5	14	60	1	0
	Chattanooga-AA	2-7	4.34	12	12	0	0	0	58.0	61	41	28	6	17	54	2	0
Minor Totals - 5 yrs		23-23	3.19	70	58	0	0	1	327.1	341	152	116	18	59	291	12	3

SANTANA, Debby - INF AGE: 20; HT: 6-3; WT: 220; B/T: R/R; BORN: 8/24/00, San Cristobal, DR. SIGNED BY: Richard Jimenez. RESIDES: San Cristobal, DR. OBTAINED: Signed as a first-year minor league player on 8/24/16. CAREER NOTES: In 2018, had a 12-game hitting streak for the Rookie AZL Reds from 8/4-8/19 (19-for-47, .404)...in 2017, selected by Baseball America as a Dominican Summer League All-Star.

Yr	Club	AVG	G	AB	R	H	2B	3B	HR	RBI	SH	SF	HB	BB	SO	SB	CS	OBP	SLG	E
2017	DSL Reds-R	.302	49	172	26	52	17	1	2	23	0	1	2	13	45	5	2	.356	.448	14
2018	AZL Reds-R	.250	50	188	23	47	7	4	6	25	0	2	10	44	0	0	.295	.426	18	
2019	AZL Reds-R	.310	25	100	13	31	3	2	1	13	1	0	3	31	0	0	.327	.410	9	
Minor Totals - 3 yrs		.283	124	460	62	130	27	7	9	61	1	2	4	26	120	5	2	.325	.430	41

SCHNEIDER, Johnnie - RHP AGE: 23; HT: 6-5; WT: 190; B/T: R/R; BORN: 6/30/97, Clearwater, FL. SIGNED BY: Stephen Hunt. RESIDES: Clearwater, FL. OBTAINED: Selected in the 29th round of the 2018 First-Year Player Draft. PERSONAL: Played collegiately at Palm Beach Atlantic University, Palm Beach State College and Polk State College (Winter Haven, FL)...graduated from Calvary Christian Academy (FL).

Yr	Club	W-L	ERA	G	GS	CG	SHO	SV	IP	H	R	ER	HR	BB	SO	WP	BK
2018	Greenville-R	2-4	5.61	15	0	0	0	1	25.2	31	19	16	3	13	15	0	1
2019	Billings-R	3-2	3.34	22	0	0	0	2	32.1	24	15	12	3	16	36	4	0
Minor Totals - 2 yrs		5-6	4.34	37	0	0	0	3	58.0	55	34	28	6	29	51	4	1

SCHUYLER, Jay - C PRONUNCIATION: SKY-ler. AGE: 23 (Turns 24 on 4/11); HT: 6-1; WT: 200; B/T: R/R; BORN: 4/11/97, Newport Beach, CA. SIGNED BY: Mike Misuraca. RESIDES: Laguna Niguel, CA. OBTAINED: Selected in the seventh round of the 2018 First-Year Player Draft. CAREER NOTES: In 2019, belted a home run in his first at-bat of the season (4/5 vs Bowling Green)...in 2018, made his professional debut for Rookie Billings...threw out 42% of would-be base stealers (18 of 43), the best percentage among all qualified Pioneer League catchers. PERSONAL: played collegiately at the University of San Diego...graduated from Dana Hills HS (Dana Point, CA) where he is on that school's "Wall of Fame" for receiving six varsity letters, and four All-League honors. TWITTER: @Jayaschuyler2.

Yr	Club	AVG	G	AB	R	H	2B	3B	HR	RBI	SH	SF	HB	BB	SO	SB	CS	OBP	SLG	E
2018	Billings-R	.272	58	191	38	52	6	0	1	23	0	1	2	31	5	4	.367	.319	5	
2019	Dayton-A	.260	109	388	50	101	16	2	5	50	2	4	5	41	75	5	.336	.351	9	
Minor Totals - 2 yrs		.264	167	579	88	153	22	2	6	73	3	10	9	69	106	10	.346	.340	14	

SEMINATI, Leonardo - 1B AGE: 22; HT: 6-2; WT: 210; B/T: R/R; BORN: Alzano Lombardy, Italy. SIGNED BY: Jim Stoekel. RESIDES: Bergamo, Lombardy, Italy. OBTAINED: Signed as a non-drafted free agent on 7/5/17.

Yr	Club	AVG	G	AB	R	H	2B	3B	HR	RBI	SH	SF	HB	BB	SO	SB	CS	OBP	SLG	E
2018	AZL Reds-R	.240	27	96	12	23	1	0	3	10	0	0	2	6	29	0	0	.298	.344	5
	Billings-R	.279	15	43	3	12	1	1	1	8	0	1	0	1	9	0	0	.289	.419	0
2019	Billings-R	.270	58	204	24	55	8	0	9	27	0	3	4	20	80	1	0	.342	.441	10
Minor Totals - 2 yrs		.262	100	343	39	90	10	1	13	45	0	4	6	27	118	1	0	.324	.411	15

SERRANO, Jose - INF AGE: 17; HT: 6-0; WT: 180; B/T: R/R; BORN: 10/14/03, San Fernando Apure, VZ. SIGNED BY: Ricardo Quintero, Richard Castro, Richard Jimenez. OBTAINED: Signed as an international free agent on 1/15/21. CAREER NOTES: 2021 will be his first professional season.

SERREINO, Dan - RHP AGE: 24; HT: 6-3; WT: 225; B/T: R/R; BORN: 6/18/96, Brick, NJ. SIGNED BY: Lee Seras. RESIDES: Brick, NJ. OBTAINED: Selected in the 32nd round of the 2019 First-Year Player Draft. PERSONAL: Played collegiately at Rowan University (Glassboro, NJ). TWITTER: @DannySerreino.

Yr	Club	W-L	ERA	G	GS	CG	SHO	SV	IP	H	R	ER	HR	BB	SO	WP	BK
2019	Greenville-R	0-1	6.75	13	0	0	0	1	18.2	15	14	14	2	12	18	4	0

SIANI, Michael - OF PRONUNCIATION: see-AHN-ee (prefers Michael). AGE: 21; HT: 6-1; WT: 188; B/T: L/L; BORN: 7/16/99, Glenside, PA. SIGNED BY: Jeff Brookens. RESIDES: Glenside, PA. OBTAINED: Selected in the fourth round of the 2018 First-Year Player Draft. CAREER NOTES: In 2019, beginning 5/24 and continuing through the end of the year, ranked third in the league in both hits and runs scored while ranking eighth in batting average at .292...his leaping/diving catch in center field on 7/30 was featured on ESPN Top 10 Plays of the Day...led the Midwest League with 45 stolen bases...was a MiLB.com Organizational All-Star...received the organization's Minor League Community Service Award...in 2018, made his professional debut with 46 games at Rookie Greenville...his .288 batting average ranked 9th among all Reds farmhands...did not commit a single error in 120 total outfield chances, best in the Appalachian League...rated by MLB.com (9th) and Baseball America (9th) as one of the top prospects in the Reds organization...entered the draft as a highly rated prospect (35th by MLB.com, 52nd by Baseball America)...following the season was one of ten Reds minor leaguers to attend a leadership training program at West Point. PERSONAL: Played on USA Baseball's gold-medal team at the under-18 World Cup in 2017...graduated from William Penn Charter School in Philadelphia where he won the 2017-2018 Gatorade Pennsylvania Baseball Player of the Year...was selected by Baseball America as the 28th-best high school prospect in 2018. TWITTER: @mikesiani6.

Yr	Club	AVG	G	AB	R	H	2B	3B	HR	RBI	SH	SF	HB	BB	SO	SB	CS	OBP	SLG	E
2018	Greenville-R	.288	46	184	24	53	6	3	2	13	0	2	3	16	35	6	4	.351	.386	0
2019	Dayton-A	.253	121	466	75	118	10	6	6	39	8	1	10	46	109	45	15	.333	.339	4
Minor Totals - 2 yrs		.263	167	650	99	171	16	9	8	52	8	3	13	62	144	51	19	.338	.352	4

SILVERIO, Isaias - OF AGE: 20 (Turns 21 on 2/18); HT: 6-4; WT: 245; B/T: R/R; BORN: 2/18/00, Santiago, DR. SIGNED BY: Richard Jimenez. RESIDES: Santiago, DR. OBTAINED: Signed as a first-year minor league player on. CAREER NOTES: In 2017, his 18 doubles ranked 4th in the Dominican Summer League.

Yr	Club	AVG	G	AB	R	H	2B	3B	HR	RBI	SH	SF	HB	BB	SO	SB	CS	OBP	SLG	F
----	------	-----	---	----	---	---	----	----	----	-----	----	----	----	----	----	----	----	-----	-----	---

2017	DSL Rojas	.235	38	132	28	31	10	1	3	30	0	2	7	20	37	2	1	.360	.394	3
	DSL Reds	.314	21	70	11	22	8	0	2	10	0	0	2	5	15	2	0	.377	.514	0
2018	AZL Reds	.165	27	79	5	13	7	0	1	11	0	2	2	3	34	1	0	.209	.291	4
2019																				
	(Did Not Play - Injured)																			
Minor Totals - 2 yrs		.235	86	281	44	66	25	1	6	51	0	4	11	28	86	5	1	.324	.395	7

SOTO, Ronard - RHP AGE: 21; HT: 6-2; WT: 185; B/T: R/R; BORN: 5/18/99, Bani, DR. **SIGNED BY:** Richard Jimenez. **RESIDES:** Bani, DR. **OBTAINED:** Signed as a first-year minor league player on 5/30/16. **CAREER NOTES:** Became a full-time pitcher in 2019 after spending his first 2 professional seasons as an infielder.

Yr	Club	W-L	ERA	G	GS	CG	SHO	SV	IP	H	R	ER	HR	BB	SO	WP	BK
2019	DSL Reds-R	3-0	3.18	8	0	0	0	1	22.2	21	8	8	0	5	28	1	3
	AZL Reds-R	1-1	2.31	8	0	0	0	1	11.2	9	4	3	0	3	13	0	0
	Greenville-R	0-0	9.00	1	0	0	0	0	1.0	4	2	1	0	2	1	1	0
Minor Totals - 1 yr		4-1	3.06	17	0	0	0	2	35.1	34	14	12	0	10	42	2	3

SPIERS, Carson - RHP AGE: 23; HT: 6-2; WT: 210; B/T: R/R; BORN: 11/11/97, Greenville, SC. **SIGNED BY:** Charles Aliano. **RESIDES:** Greenville, SC. **OBTAINED:** Signed as a non-drafted free agent on 6/21/20. **CAREER NOTES:** 2021 will be his first professional season. **PERSONAL:** Played collegiately at Clemson where he was an ACC Academic Honor Roll member...graduated from Clemson in May 2020 with a degree in management...graduated from Greenville HS (SC) where in addition to starting on the baseball team, he also set school records as a quarterback on the football team...his uncle is Bill Spiers, who was drafted in the first round by the Brewers in 1987 and played 13 major league seasons. **TWITTER:** @carson_spiers.

SPILLANE, Bren - OF PRONUNCIATION: spuh-LANE. AGE: 24; HT: 6-4; WT: 212; B/T: R/R; BORN: 9/21/96, Hinsdale, IL. **SIGNED BY:** Andy Stack. **RESIDES:** Wheeling, IL. **OBTAINED:** Selected in the third round of the 2018 First-Year Player Draft. **CAREER NOTES:** In 2018, following the season attended a leadership training program at West Point...rated by Baseball America as the Reds' 28th-best prospect. **PERSONAL:** Played at the University of Illinois where in 2018, was named by Collegiate Baseball as the National Player of the Year after leading the nation with a .903 slugging pct, the highest mark in college baseball since 2009...also batted .389 with 23 HR and 60 RBI in 2018 (his junior season)...also in 2018, was the first player ever to be named the Big Ten Player of the Week for 3 straight weeks and was 1 of 3 position players in the nation named unanimous first team All-Americans, along with Cal's Andrew Vaughn and Texas' Kody Clemens...with the 82nd overall pick in 2018, became the highest-selected Illinois player ever in the MLB Draft...graduated from Wheeling HS (IL). **TWITTER:** @BrenSpillane.

Yr	Club	AVG	G	AB	R	H	2B	3B	HR	RBI	SH	SF	HB	BB	SO	SB	CS	OBP	SLG	E
2018	Billings-R	.236	48	148	28	35	9	3	5	22	0	2	4	30	76	2	2	.375	.439	5
2019	Dayton-A	.207	62	213	31	44	10	0	5	19	1	0	1	28	104	5	2	.302	.324	6
Minor Totals - 2 yrs		.219	110	361	59	79	19	3	10	41	1	2	5	58	180	7	4	.333	.371	11

STALLINGS, Jesse - RHP AGE: 26; HT: 6-2; WT: 198; B/T: R/R; BORN: 10/27/94, Alexandria, LA. **SIGNED BY:** Ben Jones. **RESIDES:** Colfax, LA. **OBTAINED:** Selected in the 15th round of the 2016 First-Year Player Draft. **CAREER NOTES:** In 2018, limited to 22 apps due to right shoulder soreness...in 2017, ranked among Midwest League leaders in appearances (45, 2nd) and holds (8, T2nd)...in 2016, finished fourth in the Pioneer League with 14 games finished. **PERSONAL:** Pitched collegiately at LSU where he was a member of the SEC Academic Honor Roll as a natural resource ecology and management major...graduated from Grant HS (Dry Prong, LA)...underwent "Tommy John surgery" during his senior year of high school...2012 Offensive Player of the Year at Grant, batting .424 with 24 RBI...named to the Principal's List for academic excellence. **TWITTER:** @stallings37

Yr	Club	W-L	ERA	G	GS	CG	SHO	SV	IP	H	R	ER	HR	BB	SO	WP	BK
2016	Billings-R	1-2	5.09	19	0	0	0	5	23.0	24	16	13	3	13	21	2	1
2017	Dayton-A	1-4	4.57	45	0	0	0	1	63.0	70	37	32	5	21	39	3	0
2018	AZL Reds-R	0-0	9.00	2	2	0	0	0	2.0	3	2	2	1	2	1	0	0
	Dayton-A	3-2	2.00	17	0	0	0	3	18.0	14	6	4	2	5	12	1	0
	Billings-R	1-0	0.00	3	0	0	0	2	4.0	2	0	0	0	1	3	0	0
2019	Dayton-A	0-0	0.00	3	0	0	0	2	4.1	2	0	0	0	1	5	0	0
	Dayton-A	0-0	2.51	8	0	0	0	0	14.1	7	5	4	1	3	14	0	1
	Chattanooga-AA	0-3	6.00	30	0	0	0	2	33.0	41	24	22	2	4	19	2	0
Minor Totals - 4 yrs		6-11	4.29	127	2	0	0	15	161.2	163	90	77	14	50	114	8	2

STEIGER, Gus - INF AGE: 21 (Turns 22 on 4/20); HT: 5-11; WT: 185; B/T: R/R; BORN: 4/20/99, Brainerd, MN. **SIGNED BY:** Andy Stack. **RESIDES:** Spring Park, MN. **OBTAINED:** Signed as a non-drafted free agent on 6/25/20. **CAREER NOTES:** 2021 will be his first professional season. **PERSONAL:** Played collegiately at South Dakota State where he was a two-time all-Summit League selection...graduated from Minnetonka HS, the same school attended by former Reds pitcher Jim Brower. **TWITTER:** @GusSteiger.

STEVENSON, Jake - RHP AGE: 23 (Turns 24 on 3/24); HT: 6-4; WT: 225; B/T: R/R; BORN: 3/24/97, Waconia, MN. **SIGNED BY:** Andy Stack. **RESIDES:** Waconia, MN. **OBTAINED:** Selected in the 10th round of the 2019 First-Year Player Draft. **CAREER NOTES:** In 2019, selected as a Pioneer League All-Star. **PERSONAL:** Played collegiately at the University of Minnesota where in 2019 was an Academic All-Big Ten selection and received the Excellence in Athletic Performance Award...graduated from Waconia HS (MN) where in addition to baseball, played soccer and basketball. **TWITTER:** @JakeStevenson38.

Yr	Club	W-L	ERA	G	GS	CG	SHO	SV	IP	H	R	ER	HR	BB	SO	WP	BK
2019	Billings-R	1-1	3.10	18	0	0	0	5	20.1	18	12	7	1	14	31	3	0

STOCKTON, Spencer - RHP AGE: 24 (Turns 25 on 4/24); HT: 6-3; WT: 210; B/T: S/R; BORN: 4/24/96, Bronxville, NY. **RESIDES:** Wellington, FL. **OBTAINED:** Signed as a non-drafted free agent on 7/11/19. **CAREER NOTES:** In 2019, named Reds Minor League Pitcher of the Month for August...had the lowest WHIP (0.86) and lowest ERA (2.06) among all qualified Reds minor leaguers. **PERSONAL:** Played collegiately at Jacksonville University...graduated from Wellington HS (FL)...his father (Dick) was a world-class tennis professional owning 8 career titles and reaching No. 8 in the world in 1977. **TWITTER:** @Sr14stockton.

Yr	Club	W-L	ERA	G	GS	CG	SHO	SV	IP	H	R	ER	HR	BB	SO	WP	BK
2019	AZL Reds-R	3-1	2.14	6	4	0	0	0	33.2	31	10	8	0	5	41	0	0
	Greenville-R	2-1	1.96	4	3	0	0	0	23.0	10	5	5	2	3	28	0	0
Minor Totals - 1 yr		5-2	2.06	10	7	0	0	0	56.2	41	15	13	2	8	69	0	0

TAMARES, Junior - OF AGE: 19; HT: 6-0; WT: 165; B/T: L/R; BORN: 9/26/01, Santo Domingo, DR. **SIGNED BY:** Edgar Melo and Richard Jimenez. **RESIDES:** Santo Domingo, DR. **OBTAINED:** Signed as a non-drafted free agent on 7/2/18. **CAREER NOTES:** In 2019, ranked eighth among all Reds farmhands with a .371 on-base pct.



Yr	Club	AVG	G	AB	R	H	2B	3B	HR	RBI	SH	SF	HB	BB	SO	SB	CS	OBP	SLG	E
2019	DSL Reds-R	.278	54	169	35	47	5	4	1	17	1	2	2	24	45	13	5	.371	.373	4

TELLO, Jose - C AGE: 22; HT: 6-1; WT: 239; B/T: R/R; BORN: 5/21/98, Puerto Cabello, Carabobo, VZ. SIGNED BY: Jose Fuentes. RESIDES: Puerto Cabello, Carabobo, VZ. OBTAINED: Signed as a non-drafted free agent on 2/10/15. CAREER NOTES: In 2019, ranked among all Reds farmhands in batting average (.311, 4th), slugging pct (.525, 4th) and OPS (.888, 5th).

Yr	Club	AVG	G	AB	R	H	2B	3B	HR	RBI	SH	SF	HB	BB	SO	SB	CS	OBP	SLG	E
2015	DSL Reds-R	.243	32	103	17	25	3	1	1	12	0	3	2	14	28	3	0	.336	.320	5
	DSL Rojos-R	.364	7	22	3	8	0	0	1	2	1	1	2	2	5	0	0	.444	.500	2
2016	DSL Reds-R	.265	49	147	14	39	10	1	1	20	1	1	6	14	27	2	2	.351	.367	6
2017	DSL Reds-R	.268	61	224	36	60	10	0	6	35	1	4	3	15	30	3	4	.317	.393	10
2018	AZL Reds-R	.296	7	27	5	8	4	0	1	4	1	0	0	0	9	0	0	.296	.556	1
	Greenville-R	.245	20	49	3	12	1	0	0	6	1	1	2	4	15	1	1	.321	.265	0
2019	AZL Reds-R	.296	35	142	24	42	4	3	6	24	0	1	3	7	21	0	0	.340	.493	4
	Greenville-R	.371	11	35	6	13	2	1	2	9	0	0	1	4	9	0	0	.450	.657	0
Minor Totals - 5 yrs		.276	222	749	108	207	34	6	18	112	5	11	19	60	144	9	7	.341	.410	28

TENEROWICZ, Robbie - INF AGE: 26; HT: 6-1; WT: 220; B/T: R/R; BORN: 1/6/95, San Mateo, CA. SIGNED BY: Alan Hull (Rays). RESIDES: San Francisco, CA. OBTAINED: Signed as a minor league free agent on 12/14/20. CAREER NOTES: In 2020, signed by the Reds on 12/14...in 2019, released by the Rays on 5/27...in 2018, was a Florida State League All-Star for A-Charlotte...in 2017, for the second consecutive season was recognized by MiLB.com as a Tampa Bay organizational all-star...named to the Midwest League Postseason All-Star team...in 2016, recognized by MiLB.com as a Tampa Bay organizational all-star...selected by the Rays in the 27th round of the June draft. PERSONAL: Played collegiately at the University of California, Berkeley...graduated from Campolindo HS (CA), the same school attended by olympic gold medal swimmer Matt Biondi and broadcaster Matt Vasgersian. TWITTER: @ByrdHotTakes.

Yr	Club	AVG	G	AB	R	H	2B	3B	HR	RBI	SH	SF	HB	BB	SO	SB	CS	OBP	SLG	E
2016	Princeton-R	.291	58	203	31	59	17	0	6	38	2	1	5	15	47	1	5	.353	.463	1
2017	Bowling Green-A	.295	94	349	43	103	25	3	11	37	0	1	8	32	67	4	3	.367	.479	12
2018	Charlotte-A	.292	100	383	64	112	22	1	5	61	0	8	6	32	62	8	4	.350	.394	2
2019	Montgomery-AA	.216	77	255	32	55	10	0	4	27	3	1	7	24	62	8	6	.300	.302	5
Minor Totals - 4 yrs		.276	329	1190	170	329	74	4	26	163	5	11	26	103	238	21	18	.344	.411	20

TIMPANELLI, Vincent - C AGE: 22; HT: 6-2; WT: 210; B/T: R/R; BORN: 10/2/98, Staten Island, NY. SIGNED BY: Lee Seras. RESIDES: Staten Island, NY. OBTAINED: Signed as a non-drafted free agent on 8/18/20. CAREER NOTES: 2021 will be his first professional season. PERSONAL: Played collegiately at Ramapo College (NJ)...graduated from Tottenville HS (Staten Island), the same school attended by Pete Davidson and Jason Marquis.

TORRES, Esmil - SS AGE: 19; HT: 6-0; WT: 150; B/T: R/R; BORN: 1/18/02, Santo Domingo, DR. SIGNED BY: Carlos Pellerano and Emmanuel Cartagena. RESIDES: Santo Domingo, DR. OBTAINED: Signed as a first-year minor league player on 7/2/18.

Yr	Club	AVG	G	AB	R	H	2B	3B	HR	RBI	SH	SF	HB	BB	SO	SB	CS	OBP	SLG	E
2019	DSL Reds-R	.260	42	150	27	39	4	2	3	26	2	1	2	35	26	16	9	.404	.373	10

TORRES, Jesus - OF AGE: 18; HT: 6-0; WT: 160; B/T: R/R; BORN: 10/2/02, Los Teques, Miranda, VZ. SIGNED BY: Aguido Gonzalez, Richard Castro. RESIDES: Los Teques, Miranda, VZ.. OBTAINED: Signed as a non-drafted free agent on 7/8/19. CAREER NOTES: 2021 will be his first professional season.

TRIANA, Michel - INF AGE: 21; HT: 6-3; WT: 235; B/T: L/R; BORN: 11/23/99, Cifuentes, Villa Clara, Cuba. SIGNED BY: Cincinnati Reds International Scouting Department. OBTAINED: Signed on 7/2/19. CAREER NOTES: 2021 will be his first professional season...rated by MLB.com as the organization's 25th-best prospect.

URBAEZ, Francisco - INF AGE: 23; HT: 5-11; WT: 195; B/T: R/R; BORN: 10/13/97, Santo Domingo, DR. SIGNED BY: Andrew Fabian. RESIDES: Santo Domingo, DR. OBTAINED: Signed as a non-drafted free agent on 6/25/20. CAREER NOTES: 2021 will be his first professional season.

VALDEZ, Kelvin - RHP AGE: 17 (Turns 18 on 5/8); HT: 6-3; WT: 200; B/T: R/R; BORN: San Juan de la Maguana, DR. SIGNED BY: Edgar Melo & Emmanuel Cartagena. RESIDES: Santo Domingo, DR. OBTAINED: Signed as a non-drafted free agent on 9/9/20. CAREER NOTES: 2021 will be his first professional season.

VALDEZ, Malvin - OF AGE: 17; HT: 6-2; WT: 178; B/T: R/R; BORN: 10/14/03, Santo Domingo, DR. SIGNED BY: Cincinnati Reds International Scouting Department. RESIDES: Santo Domingo, DR. OBTAINED: Signed as an international free agent on 1/15/21. CAREER NOTES: 2021 will be his first professional season.

VARGAS, Videlson - RHP AGE: 18 (Turns 19 on 3/23); HT: 6-2; WT: 175; B/T: R/R; BORN: 3/23/02, Santiago de los Caballeros, DR. SIGNED BY: Emmanuel Cartagena. RESIDES: Nagua, DR. OBTAINED: Signed as a non-drafted free agent on 8/30/19. CAREER NOTES: 2021 will be his first professional season.

VELLOJIN, Daniel - C AGE: 20 (Turns 21 on 3/5); HT: 5-11; WT: 160; B/T: S/R; BORN: 3/5/00, Cartagena, Colombia. SIGNED BY: Jose Valdelamar. RESIDES: Cartagena, Colombia. OBTAINED: Signed as a non-drafted free agent on 1/5/18. CAREER NOTES: In 2019, ranked among all Reds farmhands in several offensive categories, including on-base pct (.444, 2nd), batting average (.314, 3rd) and OPS (.896, 4th).

Yr	Club	AVG	G	AB	R	H	2B	3B	HR	RBI	SH	SF	HB	BB	SO	SB	CS	OBP	SLG	E
2018	DSL Reds-R	.198	38	131	20	26	4	2	2	21	0	1	2	26	30	3	2	.338	.305	10
2019	DSL Reds-R	.314	51	175	40	55	9	3	3	42	0	0	10	31	24	8	5	.444	.451	11
Minor Totals - 2 yrs		.265	89	306	60	81	13	5	5	63	0	1	12	57	54	11	7	.399	.389	21

VILLEGAS, Alfredo - C AGE: 20; HT: 5-11; WT: 180; B/T: L/R; BORN: 2/16/01, Valencia, Carabobo, VZ. SIGNED BY: Emmanuel Cartagena. RESIDES: Valencia, Carabobo, VZ. OBTAINED: Signed as a non-drafted free agent on 7/8/19. CAREER NOTES: 2021 will be his first professional season.

WAINWRIGHT, Mac - OF AGE: 18; HT: 6-0; WT: 218; B/T: R/R; BORN: 8/6/02, Cleveland, OH. SIGNED BY: Tyler Gibbons. RESIDES: Aurora, OH. OBTAINED: Selected in the fourth round of the 2020 First-Year Player Draft (113th overall). CAREER NOTES: Rated by MLB.com as the Reds' 30th-best prospect...2021 will be his first professional season. PERSONAL: Graduated from St. Edward HS (Lakewood, OH), where he was a 2-sport star on the diamond and

gridiron...other notables from St. Edward High include talk show host Phil Donahue and pro wrestlers Johnny Gargano and Dolph Ziggler. **TWITTER:** @Mac_Wainwright1.

WEICKEL, Walker - RHP AGE: 27; HT: 6-6; WT: 195; B/T: R/R; BORN: 11/14/93, Orlando, FL. **SIGNED BY:** Willie Bosque (Padres). **RESIDES:** Tampa, FL. **OBTAINED:** Signed as a minor league free agent on 12/26/19. **CAREER NOTES:** In 2019, was a Texas League All-Star...signed with the Reds on 12/26...in 2017, signed with the Rangers as a minor league free agent on 4/28...in 2017, missed the majority of the season while recovering from elbow surgery...in 2015, opened the season on the disabled list with a viral infection...underwent Tommy John surgery in May...in 2013, rated by Baseball America as the 19th-best prospect in the San Diego system...in 2012, rated by Baseball America as the 12th-best prospect in the Padres organization. **PERSONAL:** Selected by the Padres with the 55th overall selection in the 2012 First-Year Player Draft (Compensation-A Round)...graduated from Olympia HS (FL)...father Kevin spent more than 13 years as the director of golf at Walt Disney World.

Yr	Club	W-L	ERA	G	GS	CG	SHO	SV	IP	H	R	ER	HR	BB	SO	WP	BK
2012	AZL Padres-R	1-3	4.50	9	6	0	0	0	14.0	16	17	7	0	6	12	2	0
2013	Ft. Wayne-A	3-6	5.04	24	23	0	0	0	110.2	125	72	62	8	43	82	5	0
2014	Ft. Wayne-A	1-8	6.32	15	15	0	0	0	72.2	94	65	51	8	34	39	12	0
	AZL Padres-R	1-0	1.29	2	2	0	0	0	7.0	5	1	1	0	2	3	0	0
	Eugene-A	0-3	6.09	7	7	0	0	0	34.0	47	31	23	3	17	20	7	1
2015	Lake Elsinore-A	1-0	4.38	8	1	0	0	0	12.1	16	9	6	1	6	10	3	0
2016	AZL Padres-R	0-0	12.00	2	2	0	0	0	3.0	4	4	4	2	0	2	0	0
	Tri-City-A	0-1	3.86	4	0	0	0	0	7.0	7	4	3	0	3	5	2	0
2017	Hickory-A	5-4	3.01	15	14	0	0	0	74.2	60	28	25	7	15	62	4	0
2018	Down East-A	2-8	4.92	19	19	0	0	0	100.2	100	67	55	12	34	96	5	3
	Frisco-AA	2-1	3.46	5	1	0	0	0	13.0	18	7	5	0	4	6	1	0
2019	Frisco-AA	7-2	3.63	43	1	0	0	3	72.0	57	31	29	6	29	62	9	2
Minor Totals - 8 yrs		23-36	4.68	153	91	0	0	3	521.0	549	336	271	47	193	399	50	6

WILLEMS, Jonathan - INF PRONUNCIATION: WILL-umms. AGE: 22; HT: 5-11; WT: 193; B/T: R/R; BORN: 11/7/98, Willemstad, Curacao. **SIGNED BY:** Jim Stoeckel. **RESIDES:** Willemstad, Curacao. **OBTAINED:** Signed as a non-drafted free agent on 8/11/15. **CAREER NOTES:** In 2019, ranked T6th in the Pioneer League with 69 hits...in 2018, ranked by MLB.com (26th) and Baseball America (30th) as one of the Reds' top prospects.

Yr	Club	AVG	G	AB	R	H	2B	3B	HR	RBI	SH	SF	HB	BB	SO	SB	CS	OBP	SLG	E
2016	DSL Reds-R	.228	53	180	25	41	14	3	1	19	1	1	8	9	56	5	5	.293	.356	7
2017	AZL Reds-R	.234	23	64	7	15	3	0	0	4	0	0	3	2	19	7	2	.290	.281	9
2018	Greenville-R	.263	55	217	30	57	13	4	8	39	1	5	7	54	0	2	.300	.470	21	
	Billings-R	.211	6	19	3	4	0	0	0	0	0	0	1	3	0	1	.250	.211	2	
2019	Dayton-A	.214	33	117	12	25	7	0	2	12	0	1	3	2	30	3	1	.244	.325	7
	Billings-R	.300	60	230	29	69	12	4	0	26	1	1	10	41	2	1	.331	.387	8	
Minor Totals - 4 yrs		.255	230	827	106	211	49	11	11	100	3	4	20	31	203	17	12	.297	.381	54

WILLIAMS, Case - RHP AGE: 18 (Turns 19 on 2/16); HT: 6-3; WT: 226; B/T: R/R; BORN: 2/16/02, Akron, OH. **SIGNED BY:** Rockies. **RESIDES:** Castle Rock, CO. **OBTAINED:** Acquired by the Rockies on 11/25/20 along with RHP Jeff Hoffman in a trade that sent RHP Robert Stephenson and OF Jameson Hannah to Colorado. **CAREER NOTES:** 2021 will be his first professional season...rated by MLB.com as the 29th-best prospect in the organization...selected by the Rockies in the fourth round of the 2020 First-Year Player Draft (110th overall). **PERSONAL:** Graduated from Douglas County HS (CO), the same school attended by actress Amy Adams. **TWITTER:** @TheCaseWilliams.

WOLFORTH, Garrett - C AGE: 23; HT: 6-4; WT: 235; B/T: S/R; BORN: 10/13/97, Houston, TX. **SIGNED BY:** Tony Arias. **RESIDES:** Montgomery, TX. **OBTAINED:** Selected in the 14th round of the 2019 First-Year Player Draft. **PERSONAL:** Played at Nova Southeastern University (Ft. Lauderdale, FL) and Dallas Baptist University, where he earned First Team All-Missouri Valley Conference honors, MVC All-Defensive Team in 2018 and a spot on the Johnny Bench Award Watch List as one of the top catchers in college baseball while at Dallas Baptist...graduated from Concordia Lutheran HS (Tomball, TX)...father Ron played baseball at Sam Houston State and is the founder of the Texas Baseball Ranch...mother Jill was an All-American softball player at the University of Nebraska. **TWITTER:** @alphawolf_16.

Yr	Club	AVG	G	AB	R	H	2B	3B	HR	RBI	SH	SF	HB	BB	SO	SB	CS	OBP	SLG	E
2019	Greenville-R	.242	53	194	26	47	9	2	5	24	1	2	1	12	50	2	2	.287	.387	6
	Billings-R	.238	6	21	2	5	1	0	1	3	0	0	0	1	6	0	0	.273	.429	0
Minor Totals - 1 yr		.242	59	215	28	52	10	2	6	27	1	2	1	13	56	2	2	.286	.391	6

WYNNE, Randy - RHP PRONUNCIATION: WIN. AGE: 28; HT: 6-1; WT: 180; B/T: R/R; BORN: 3/9/93, San Diego, CA. **RESIDES:** Santee, CA. **OBTAINED:** Signed as a minor league free agent on 6/18/19. **CAREER NOTES:** In 2019, notched his team's highest single-game strikeout total for 2 different Reds affiliates in the same year (17k for Rookie Greenville at Burlington on 8/20 & 12k for Class A Dayton at Great Lakes on 8/30). **PERSONAL:** Played collegiately at Missouri Baptist University and Grossmont College...went undrafted after college and pitched for the Birmingham-Bloomfield Beavers in the United Shore Professional Baseball League for 2 seasons before joining the Evansville Otters of the Frontier League in 2018...had never pitched in a Major League affiliated system until the Reds signed him in June 2019, 3 months after his 26th birthday.

Yr	Club	W-L	ERA	G	GS	CG	SHO	SV	IP	H	R	ER	HR	BB	SO	WP	BK
2019	AZL Reds-R	1-0	4.50	1	0	0	0	0	2.0	2	1	1	0	0	1	0	0
	Greenville-R	3-3	3.04	12	3	0	0	0	53.1	45	19	18	4	2	54	1	1
	Dayton-A	1-0	4.50	3	1	0	0	0	12.0	14	7	6	2	0	14	0	1
Minor Totals - 1 yr		5-3	3.34	16	4	0	0	0	67.1	61	27	25	6	2	69	1	3

YANEZ, Williams - RHP AGE: 19; HT: 6-2; WT: 175; B/T: R/R; BORN: 11/7/01, Ciudad Bolivar, VZ. **SIGNED BY:** Richard Castro and Bob Engle. **RESIDES:** Bolivar, VZ. **OBTAINED:** Signed as a first-year minor league player on 10/16/18.

Yr	Club	W-L	ERA	G	GS	CG	SHO	SV	IP	H	R	ER	HR	BB	SO	WP	BK
2019	DSL Reds-R	3-1	3.12	6	0	0	0	0	17.1	18	6	6	0	3	10	3	1

YANG, Eric - C AGE: 22 (Turns 23 on 3/26); HT: 5-11; WT: 190; B/T: R/R; BORN: 3/26/98, Woodland Hills, CA. **SIGNED BY:** Jimmy Moran. **RESIDES:** Canoga Park, CA. **OBTAINED:** Selected in the seventh round of the 2019 First-Year Player Draft. **CAREER NOTES:** In 2019, selected as a Pioneer League All-Star...his .428 on-base pct ranked third in the PL...was among Reds minor league leaders in OBP (3rd), OPS (7th) and batting average (9th). **PERSONAL:** Played

collegiately at the University of California-Santa Barbara...graduated from El Camino Real Charter HS (Woodland Hills, CA). **TWITTER:** @yangsta21.

Yr	Club	AVG	G	AB	R	H	2B	3B	HR	RBI	SH	SF	HB	BB	SO	SB	CS	OBP	SLG	E
2019	Billings-R	.290	51	162	27	47	9	0	4	29	1	4	19	23	44	0	0	.428	.420	2

YANQUI, Yoel - INF AGE: 24 (Turns 25 on 4/25); HT: 6-1; WT: 210; B/T: L/L; BORN: 4/25/96, Palma Soriano, Cuba. **SIGNED BY:** César Gerónimo & Junior Nobao (D-backs). **OBTAINED:** Selected from the Diamondbacks in the fourth round of the Triple-A Phase of the 2020 Rule 5 Draft. **CAREER NOTES:** Signed with the Diamondbacks as a non-drafted free agent on 6/14/17...in 2019, was a California League All-Star for Visalia...in 2017, was recognized by Baseball America as a Dominican League All-Star.

Yr	Club	AVG	G	AB	R	H	2B	3B	HR	RBI	SH	SF	HB	BB	SO	SB	CS	OBP	SLG	E
2017	DSL D-backs1-R	.373	50	169	31	63	13	5	2	28	0	3	1	29	34	11	1	.460	.544	8
2018	Kane County-A	.289	126	495	83	143	22	4	5	60	1	3	4	49	100	13	9	.356	.380	15
2019	Visalia-A	.272	84	294	38	80	22	5	6	47	0	3	1	40	76	17	5	.358	.442	2
	AZL D-backs-R	.231	4	13	3	3	1	0	0	3	0	0	0	1	3	2	0	.286	.308	0
Minor Totals - 3 yrs		.298	264	971	155	289	58	14	13	138	1	9	6	119	213	43	15	.375	.426	25

YSABEL, Vladimir - OF AGE: 18 (Turns 19 on 3/7); HT: 6-0; WT: 150; B/T: S/R; BORN: 3/7/02, San Pedro de Macoris, DR. **SIGNED BY:** Felix Romero, Emmanuel Cartagena. **RESIDES:** San Pedro de Macoris, DR. **OBTAINED:** Signed as a non-drafted free agent on 9/21/19. **CAREER NOTES:** 2021 will be his first professional season.

ZAPATA, Wilder - RHP AGE: 19; HT: 6-4; WT: 170; B/T: R/R; BORN: 12/26/01, San Pedro de Macoris, DR. **SIGNED BY:** Felix Romero & Emmanuel Cartagena. **RESIDES:** San Pedro de Macoris, DR. **OBTAINED:** Signed as a non-drafted free agent on 8/30/19. **CAREER NOTES:** 2021 will be his first professional season.

ZIMMERMAN, Anthony - RHP AGE: 24; HT: 6-5; WT: 255; B/T: R/R; BORN: 9/9/96, Harrisburg, PA. **SIGNED BY:** John Ceprini. **RESIDES:** Harrisburg, PA. **OBTAINED:** Signed as a non-drafted free agent on 6/10/19. **PERSONAL:** Played collegiately at Fordham, where in 2019 became only the second pitcher in school history to record an ERA under 1.00 (0.99) with a minimum of 30 innings pitched (36.1ip)...graduated from Central Dauphin HS (Harrisburg, PA).

Yr	Club	W-L	ERA	G	GS	CG	SHO	SV	IP	H	R	ER	HR	BB	SO	WP	BK
2019	Greenville-R	0-2	7.94	12	0	0	0	1	17.0	18	16	15	2	9	20	3	1

2021 NOTES





2021 NOTES





2020 REVIEW

The 2020 Championship Season was shortened from 162 to 60 games by a global pandemic fueled by the COVID-19 virus that through the end of the calendar year was responsible for 1,808,041 deaths worldwide. The Reds won 12 of their last 16 games and earned 1 of 8 National League playoff berths, their first Postseason appearance since 2013. With the NL's best Wild Card record they finished third in the Central Division, 3.0 games behind the Cubs and just .001 percentage point behind the Cardinals. The Reds were eliminated in the NL Wild Card Series after a pair of shutout losses at Atlanta. Trevor Bauer became the first pitcher in Reds history to win the Cy Young Award, and C Tucker Barnhart won his second Rawlings Gold Glove award. OF Shogo Akiyama became the first player born in Japan to appear in a game for the Reds.

2020 SEASON IN REVIEW
2020 NATIONAL LEAGUE STANDINGS

NL East	W	L	Pct.	GB
y-Atlanta	35	25	.583	-
x-Miami	31	29	.517	4.0
Philadelphia	28	32	.467	7.0
New York	26	34	.433	9.0
Washington	26	34	.433	9.0

NL Central	W	L	Pct.	GB
y-Chicago	34	26	.567	-
x-St. Louis	30	28	.517	3.0
w-Cincinnati	31	29	.517	3.0
w-Milwaukee	29	31	.483	5.0
Pittsburgh	19	41	.317	15.0

NL West	W	L	Pct.	GB
z-Los Angeles	43	17	.717	-
x-San Diego	37	23	.617	6.0
San Francisco	29	31	.483	14.0
Colorado	26	34	.433	17.0
Arizona	25	35	.417	18.0

2020 AMERICAN LEAGUE STANDINGS

NL East	W	L	Pct.	GB
z-Tampa Bay	40	20	.667	-
x-New York	33	27	.550	7.0
w-Toronto	32	28	.533	8.0
Baltimore	25	35	.417	15.0
Boston	24	36	.400	16.0

NL Central	W	L	Pct.	GB
y-Minnesota	36	24	.600	-
x-Cleveland	35	25	.583	1.0
w-Chicago	35	25	.583	1.0
Kansas City	26	34	.433	10.0
Detroit	23	35	.397	12.0

NL West	W	L	Pct.	GB
y-Oakland	36	24	.600	-
x-Houston	29	31	.483	7.0
Seattle	27	33	.450	9.0
Los Angeles	26	34	.433	10.0
Texas	22	38	.367	14.0

w - Clinched Wild Card, x - Clinched Playoff Berth
y - Clinched Division, z - Best League Record

2020 NL WILD CARD STANDINGS

	W	L	Pct.	GB
w-Cincinnati	31	29	.517	+2.0
w-Milwaukee	29	31	.483	-
San Francisco	29	31	.483	-
Philadelphia	28	32	.467	1.0
Col/NY/Wsh	26	34	.433	3.0
Arizona	25	35	.417	4.0
Pittsburgh	19	41	.317	10.0

2020 POSTSEASON RESULTS

ALWCS - TB over TOR (2-0), OAK over CWS (2-1),
HOU over MIN (2-0), NYY over CLE (2-0)
NLWCS - LA over Mil (2-0), ATL over CIN (2-0),
MIA over CHC (2-0), SD over STL (2-1)
ALDS - TB over NY (3-2), HOU over OAK (3-1)
NLDS - LA over SD (3-0), ATL over MIA (3-0)
ALCS - TB over HOU (4-3), NLCS - LA over ATL (4-3)
World Series - LA over TB (4-2)

GREAT AMERICAN BALL PARK

The Reds played **128 sellouts** in the first 18 seasons of the 42,271-seat ballpark, including 121 regular season sellouts, 4 National League Division Series sellouts (1 in 2010, 3 in 2012) and sellouts for all 3 days of **2015 All-Star Week**...on the field during the regular season, the Reds are **719-684-1** (.512) overall at GABP, including **62-59** when playing in front of sellout crowds.

REGULAR SEASON SUMMARY

The **2020 Championship Season** was shortened from 162 to 60 games by a global pandemic fueled by the **COVID-19** virus that through the end of the calendar year was responsible for **1,808,041 deaths worldwide**...the Reds won 12 of their last 16 games and earned 1 of 8 National League playoff berths, their first Postseason appearance since 2013...with the NL's best Wild Card record they finished third in the Central Division, 3.0 games behind the Cubs and just .001 percentage point behind the Cardinals...were eliminated in the **NL Wild Card Series** after a pair of shutout losses in Atlanta, 1-0 in 13 innings and 5-0...**RHP Trevor Bauer** became the first pitcher in Reds history to win the **Cy Young Award**...**C Tucker Barnhart** won his second **Rawlings Gold Glove Award** for defensive excellence...**OF Shogo Akiyama** became the first player born in Japan to appear in a game for the Reds.

POSTSEASON SUMMARY

In their first **Postseason** appearance since 2013, the Reds were swept in the **Wild Card Series** by the Braves at **Truist Park**, 1-0 in 13 innings and 5-0...Game 1 was the **longest 1-0 game** in Postseason history...the Reds became the first team in **Postseason history** to be **shut out** in a series...their **22-inning scoreless streak** was the longest ever to begin the playoffs (20 innings, 1921 New York Giants)...the Reds' active **23-inning scoreless streak**, dating back to a 6-2 loss in the **2013 Wild Card game** at Pit, is the longest in their **Postseason history** (18 innings, 10/14/95 - 10/6/2010)...were shut in **consecutive Postseason games** for the first time...only twice in their **Postseason history** were the Reds shut out **twice in any series**, during Games 1 & 4 of the **1961 World Series** vs the Yankees and Games 1 & 3 of the **2010 Division Series** vs the Phillies.

CY YOUNG

RHP Trevor Bauer became the first pitcher in Reds history to win the National League's **Cy Young Award**.

- Was voted by his peers the Players Choice Award for **Outstanding Pitcher in the National League**.
- In voting of the Cincinnati chapter of the BBWAA, became the first player since **RHP Johnny Cueto** in 2014 to receive in the same season the **Ernie Lombardi Award** as the Reds' Most Valuable Player and the **Johnny Vander Meer Award** as the team's Outstanding Pitcher.
- Was named to **Baseball America's** All-MLB first team.
- Led the National League in ERA (1.73), WHIP (0.79), opponents' batting average (.159), fewest hits per 9 innings (5.06), shutouts (2) and complete games (2, tied) while ranking second in strikeouts (100, Jacob deGrom 104) and strikeouts per 9 innings (12.33, deGrom 13.77).

THE SKIPPER...

David Bell went **31-29** (.517) in his second season as a Major League manager to improve his career record to **106-116** (.477)...he received a pair of third-place votes and finished ninth in the National League **Manager of the Year Award** voting of the BBWAA...was named to the position on **10/22/18** as the 63rd manager in franchise history, the 53rd since 1900...**David** and his father, **Buddy**, is the fourth father-son duo to serve as modern Major League managers, joining **George & Dick Sisler**, **Bob & Joel Skinner** and **Bob & Aaron Boone**...**Buddy** managed the Tigers (1996-1998), Rockies (2000-2002) and Royals (2005-2007).

WELCOME

In the Opening Day 7-1 win vs the Tigers, **OF Shogo Akimaya** became the first player **born in Japan** to appear in a game for the Reds...**Akiyama** pinch hit for **Phillip Ervin** in the sixth inning and produced an RBI-single off **José Cisnero**...prior to 2020, Cincinnati was the only Major League franchise never to have an appearance by a player born in that country...**70 players** born in Japan have appeared in at least 1 Major League regular season game, including **9 players in 2020**.

RED HOTS

- With 7-2 win at Min in the **58th game** of the season, the Reds clinched their first **Postseason berth** since **2013**... **Joey Votto** was the only player or coach remaining from that **2013 club**.
- Reds went **4-3-3** in their **10 series on the road** and finished **3-3-4** in **10 home series at Great American Ball Park**.
- Reds won their **last 5 series** of the regular season, including **4 series wins vs Postseason teams** (StL, Mil, WSox, Min).
- The Reds were the **only road team** to win a series at Min's **Target Field**, where the **Twins** finished with the best home record in the **Major Leagues at 24-7**.
- Joined the **1906 White Sox** and **2007 Diamondbacks** as the only teams ever to **finish last** in the league in **batting average** and still earn a **Postseason berth**.
- Became the first Reds team, since 1900, with **more walks** (239) than **singles** (221).
- In the Opening Day 7-1 win vs the Tigers, **OF Shogo Akimaya** became the first player **born in Japan** to appear in a game for the Reds.

STREAKING

At **30-28** following the Postseason-clinching win at Min and the final **31-29 record**, the Reds were **2 games over .500** for the first time since they were **5 games over** at 7-2 on **4/12/17**...won their **last 5 series** of the season, including **4 series wins vs Postseason teams** (2-1 at second-place StL, 4-0 vs Pit, 2-1 vs second-place WSox, 2-1 vs Wild Card Mil, 2-1 at first-place Min)...won **just 2** of their **first 15 series** (2-6-7)...**won 11** of their **last 14 games** while hitting **.219** with **70 runs scored** (5.00 r/g) and a **2.80 ERA**...went **13-5** in the **last 18 games** and **16-8** in the **last 24 games**...the Reds' **16-9 record** (.640) in **September** was the fourth-best in the Major Leagues.

MLB'S LONGEST PLAYOFF DROUGHTS

Mariners	2001	White Sox ...	* 2008
Marlins	* 2003	Phillies	2011
Padres	* 2006	Reds	* 2013

* Clinched 2020 Postseason Berths

2020 SCHEDULE BREAKDOWN

<u>Team</u>	<u>Total</u>	<u>Home</u>	<u>Road</u>
Chicago - NL	10, 4-6	7, 3-4	3, 1-2
Milwaukee	10, 6-4	3, 2-1	7, 4-3
Pittsburgh	10, 7-3	6, 5-1	4, 2-2
St. Louis	10, 4-6	3, 1-2	7, 3-4
Chicago - AL	3, 2-1	3, 2-1	
Cleveland	4, 1-3	2, 1-1	2, 0-2
Detroit	6, 3-3	3, 1-2	3, 2-1
Kansas City	4, 2-2	2, 1-1	2, 1-1
Minnesota	3, 2-1		3, 2-1

REDS IN 2020, BY MONTH

July	2-5, 4.79204 BA, 5.57 r/g
August	13-15, 4.02219 BA, 3.60 r/g
September	16-9, 3.37206 BA, 4.12 r/g

BEST MAJOR LEAGUE RECORDS IN SEPTEMBER 2020

<u>Team</u>	<u>W</u>	<u>L</u>	<u>Pct.</u>	<u>ERA</u>
LA Dodgers	17	7	.708	3.42
Minnesota	16	8	.667	3.28
San Diego	15	8	.652	3.11
Cincinnati	16	9	.640	3.37
Tampa Bay	15	9	.625	3.32

2020 SPRING TRAINING RECORDS, NL CENTRAL *

<u>NL Central</u>	<u>W</u>	<u>L</u>	<u>Pct.</u>	<u>GB</u>
Milwaukee	10	7	.588	-
St. Louis	10	9	.526	1.0
Cincinnati	7	8	.467	2.0
Chicago	8	12	.400	3.5
Pittsburgh	3	15	.167	7.5

* Games in March only

2020 OPENING DAY ROSTER

<u>Returning</u>	<u>New in '20</u>	<u>Gone</u>
Castillo, P	Bauer, P	DeSclafani, P
Garrett, P	Jones, P	Duke, P
Gray, P	Miley, P	Hernandez, P
Iglesias, P	Raley, P	Hughes, P
Lorenzen, P	Reed, P	Peralta, P
Mahle, P	Sims, P	Roark, P
Stephenson, P	Strop, P	Iglesias, IF
Barnhart, C	Colón, IF	Peraza, IF
Casali, C	Davidson, IF	Dietrich, IF/OF
Farmer, IF/C	Galvis, IF	Kemp, OF
Suárez, 3B	Moustakas, IF	Puig, OF
Votto, 1B	VanMeter, IF/OF	Schebler, OF
Winker, OF	Akiyama, OF	
	Castellanos, OF	
	Ervin, OF	
	Jankowski, OF	
	Senzel, OF	

CY YOUNG AWARD WINNER

Trevor Bauer *	NL Rank
ERA	1.73 1st
Adjusted ERA	276 1st
WHIP	0.79 1st
Opponents' BA159 1st
Fewest Hits / 9ip	5.055 1st
Shutouts	2 1st
Complete Games	2 T1st
Strikeouts	100 2nd
WAR for Pitchers	2.7 5th
WAR For All Players	2.7 8th

* Bauer became the first Reds pitcher ever to win the National League's Cy Young Award

STRIKEOUTS THROUGH 11 STARTS, REDS PITCHERS

Trevor Bauer	* 100	2020
Gary Nolan	96	1967
Mario Soto	87	1982
Luis Castillo	85	2019
Johnny Cueto	85	2014

* Also a club record through 12 starts

LONGEST STREAKS OF 6 HITS OR FEWER, STARTERS *

Sonny Gray	44 ..	240.2ip	8/25/2018 - active
Nolan Ryan	31	178ip	5/1/1991 - 6/1/1992
Marcelino Lopez ..	30	137ip ..	9/1/1966 - 7/30/1971

* Excluding "openers"

MAJOR LEAGUE HOME RUN LEADERS, 2018-2020

Trout	101	Cruz	94	Arenado	87
Suárez	98	Yelich	92	Martinez	86

MAJOR LEAGUE HOME RUN LEADERS SINCE 8/1/19

Suárez	35	Cruz	31	3 others	30
Alonso	35	Castellanos ..	30		

ACTIVE PLAYERS W/ 1,908 H - 412 2B - 295 HR - 966 RBI

Player	Hits	Doubles	HR	RBI
Albert Pujols	3,236	669	662	2,100
Miguel Cabrera	2,866	581	487	1,729
Robinson Cano ..	2,624	571	334	1,302
Joey Votto	1,908	412	295	966

2020 RAWLINGS GOLD GLOVE AWARDS
National League

1B	Anthony Rizzo, Chi
2B	Kolten Wong, StL
3B	Nolan Arenado, Col
SS	Javier Báez, Chi
LF	Tyler O'Neill, StL
CF	Trent Grisham, SD
RF	Mookie Betts, LA
C	TUCKER BARNHART, CIN
P	Max Fried, Atl

HARDEST HIT HR BY REDS BATTERS, STATCAST ERA

Aristides Aquino	118.3	8/8/19 vs Chc, Hamels
Joey Votto	113.2	9/11/20 at StL, Wainwright
Matt Davidson	113.1	8/21/20 at StL, Webb
Jesse Winker	113.0	8/29/20/g2 vs Cubs, Mills
Patrick Kivlehan	113.0	8/12/17 at Mil, Suter

BIG MOMENT

On **9/11 at StL**, in one of the Reds' most pivotal games of the season, **RHP Luis Castillo** threw a 2-hitter for his first career complete game...that **3-1 win at Busch Stadium** began a streak in which the Reds would finish the year with **12 wins in their last 16 games** to earn their **first Postseason berth since 2013**...entered that **9/11 game** in fourth place, a season-high **6 games under .500, 6.5 games out of first place** in the NL Central Division and **3.5 games out of the Wild Card**...the Reds went **12-4** over their **last 16 games** of a season for the first time since **1980**.

THOUSANDS & THOUSANDS & THOUSANDS...

In **Trevor Bauer** (1,279), **Wade Miley** (1,127) and **Sonny Gray** (1,066), the Reds had in their starting rotation 3 pitchers with at least **1,000 strikeouts** for the first time since **1977** (**Tom Seaver** 2530, **Woodie Fryman** 1331, **Gary Nolan** 1039, **Fred Norman** 1039, **Jack Billingham** 1016).

PRESS CONFERENCES

Between the 2019 and 2020 seasons, the Reds added free agents **IF Mike Moustakas** (12/5/19, 4 years, \$64 million), **LHP Wade Miley** (12/18/19, 2 years, \$15 million), **OF Shogo Akimaya** (1/6/20, 3 years, \$21 million) and **OF Nick Castellanos** (1/27/20, 4 years, \$64 million).

DOUBLE DIPPING

The Redlegs went **3-0-3 in 6 doubleheaders** (4-3 & 4-0 wins on **8/2 at Det**, 4-0 loss & 5-0 win on **8/19 at KC**, 6-1 & 6-0 wins on **8/27 at Mil**, 3-0 loss & 6-5 walkoff win on **8/29 vs Cubs**, 4-2 win & 4-3 loss on **9/4 at Pit**, 3-1 & 9-4 wins on **9/14 vs Pit**)...according to **@EliasSports**, the Redlegs' doubleheader on **8/2 at Det** was the first in the Major Leagues since 1900 in which both games were *scheduled* for fewer than 9 innings...prior to the 4-3 and 4-0 Reds wins in 7 innings each on **8/2**, the only other doubleheader in Major League Baseball since 1900 in which both games were fewer than 9 innings took place on **9/19/1912**, when the host **Cleveland Naps** swept the visiting **Boston Red Sox**, 9-3 in **5 innings** and 6-0 in **6 innings**...per **@EliasSports**, the first game of that **1912 doubleheader** was **shortened by rain**, called after a 30-minute delay...after waiting 30 more minutes, the "wet, muddy pasture," as described by the *Boston Globe*, was prepared for the nightcap, which was **called by darkness after 6 innings**.

ALTERNATE WORKOUT SITE

In addition to Great American Ball Park, the Reds conducted Summer Camp workouts at **Prasco Park** and **Legacy Field in Mason**...the **Prasco Park complex** serves as the home of the **Cincinnati Spikes**, a non-profit, select, traveling baseball team.

MEDIA COVERAGE

Per COVID-19 protocols, every interview beginning with **Summer Camp** was conducted by **Zoom** video conferencing without close-contact, in-person interaction with the media...over **93 days** from 7/2 through the Reds' elimination by the Braves in the **Wild Card Series**, **54 members** of the organization participated in **478 interviews** lasting more than **64 hours**.

PLAYERS BORN IN JAPAN, 2020 MAJOR LEAGUE ROSTERS

Shogo Akiyama, OF	Reds
Yu Darvish, RHP	Cubs
Yoshihisa Hirano, RHP	Mariners
Yusei Kikuchi, LHP	Mariners
Kenta Maeda, RHP	Twins
Shohei Ohtani, RHP/DH	Angels
Masahiro Tanaka, RHP	Yankees
Yoshitomo Tsutsugo, IF/OF	Rays
Shun Yamaguchi, RHP	Blue Jays

Made at least 1 Major League appearance in 2020.
70 players born in Japan have played in MLB.

Akiyama is the first player born in Japan to play for Reds.

STRAIGHT TO THE MAJOR LEAGUES, REDS

Year	Player	Previous Team
2020	Shogo Akiyama, OF	Seibu Lions, JPL
2015	Raisel Iglesias, P	Isla de la Juventud
2010	Mike Leake, P	Arizona State
1957	Bobby Henrich, SS	High School
1957	Jay Hook, P	Northwestern
1957	Don Pavletich, C	High School
1955	Al Silvera, OF	Southern Cal
1953	Bob G. Miller, P	High School
1944	Joe Nuxhall, P	High School

Akiyama debuted as a pinch hitter on 7/24/20 vs Det

MOST HOME RUNS IN FIRST 10 GAMES FOR THE REDS

Aristides Aquino	* 7	2018 - 2019
Nick Castellanos	5	2020
7 players	4	1950-2008

* Tied Trevor Story's ML record for HR in 1st 10 career G

MOST RBI IN FIRST 10 GAMES FOR THE REDS

Ken Griffey Jr.	14	2000
Jim Greengrass	14	1952
Aristides Aquino	13	2018 - 2019
Brandon Phillips	13	2006
Jim Bottomley	13	1933

Nick Castellanos
 12 | **2020** |

Courtesy @EliasSports, HR since 1900, RBI since 1920
Aquino played in 1 game in 2018

LONGEST HITTING STREAKS TO START REDS CAREER

Babe Herman	1932	18 G (.370)
Chuck Aleno	1941	17 G (.389)
Wally Berger	1938	16 G (.403)
D'Angelo Jimenez	2003	15 G (.354)
Sam Crawford	1901	15 G (.386)
Willard Marshall	1952	13 G (.431)
Nick Castellanos	2020	12 G (.366)

REDS' LONGEST HITTING STREAKS TO START AT SEASON

Babe Herman	1932	18 G (.370)
Chuck Aleno	1941	17 G (.389)
D'Angelo Jimenez	2003	15 G (.354)
Pid Purdy	1928	15 G (.368)
Sam Crawford	1901	15 G (.386)
Ken Griffey Sr.	1976	14 G (.390)
Johnny Temple	1958	14 G (.389)
Willard Marshall	1952	13 G (.431)
Nick Castellanos	2020	12 G (.366)
Barry Larkin	1995	12 G (.438)

ALL-TIME GAMES, REDS CAREER

1. Pete Rose	2,722
2. Dave Concepcion	2,488
3. Barry Larkin	2,180
4. Johnny Bench	2,158
5. Tony Perez	1,948
6. Joey Votto	1,771

ALL-TIME RUNS, REDS CAREER

1. Pete Rose	1,741
2. Barry Larkin	1,329
3. Johnny Bench	1,091
4. Frank Robinson	1,044
5. Joey Votto	1,041

ALL-TIME HITS, REDS CAREER

1. Pete Rose	3,358
2. Barry Larkin	2,340
3. Dave Concepcion	2,326
4. Johnny Bench	2,048
5. Tony Perez	1,934
6. Joey Votto	1,908

ALL-TIME DOUBLES, REDS CAREER

1. Pete Rose	601
2. Barry Larkin	441
3. Joey Votto	412

ALL-TIME HOME RUNS, REDS CAREER

1. Johnny Bench, R	389
2. Frank Robinson, R	324
3. Joey Votto, L	295

ALL-TIME RBI, REDS CAREER

1. Johnny Bench	1,376
2. Tony Perez	1,192
3. Pete Rose	1,036
4. Frank Robinson	1,009
5. Joey Votto	966

ALL-TIME WALKS, REDS CAREER

1. Joey Votto	1,217
2. Pete Rose	1,210
3. Barry Larkin	939

INTENTIONAL WALKS, REDS CAREER

1. Joey Votto	141
2. Johnny Bench	135
3. Pete Rose	130

25-HOME RUN SEASONS, REDS CAREER

1. Frank Robinson	9
2. Johnny Bench	8
3. Adam Dunn	7
4. Joey Votto	6
Jay Bruce	6
Tony Perez	6

ALL-TIME HITS AT GABP

1. Joey Votto	908
2. Brandon Phillips	864

ALL-TIME HOME RUNS AT GABP

1. Joey Votto	* 162
2. Jay Bruce	136

2020 BATTING STATISTICS

Player	AVG	G	AB	R	H	TB	2B	3B	HR	RBI	BB	IBB	SO	SB	CS	OBP	SLG	OPS	PA	SH	SF	HP	GDP	E
Akiyama, S	.245	54	155	16	38	46	6	1	0	9	25	0	34	7	3	.357	.297	.654	183	0	0	2	1	0
Aquino, A	.170	23	47	7	8	15	1	0	2	8	6	0	18	1	0	.304	.319	.623	56	0	0	3	1	0
Barnhart, T	.204	38	98	10	20	38	3	0	5	13	12	0	28	0	0	.291	.388	.679	110	0	0	0	2	0
Casali, C	.224	31	76	10	17	38	3	0	6	8	14	0	29	2	0	.366	.500	.866	93	0	0	3	2	1
Castellanos, N	.225	60	218	37	49	106	11	2	14	34	19	1	69	0	2	.298	.486	.784	242	0	1	4	5	3
Colón, C	.130	11	23	3	3	4	1	0	0	2	1	0	3	1	0	.167	.174	.341	24	0	0	0	1	0
Davidson, M	.163	20	43	3	7	17	1	0	3	11	4	0	13	0	0	.234	.395	.629	47	0	0	0	2	0
Ervin, P CIN	.086	19	35	5	3	3	0	0	0	6	0	0	8	1	0	.238	.086	.324	42	0	0	1	1	0
Ervin, P SEA	.205	18	39	5	8	11	3	0	0	4	8	0	14	0	0	.340	.282	.622	47	0	0	0	1	0
Ervin, P	.149	37	74	10	11	14	3	0	0	4	14	0	22	1	0	.292	.189	.481	89	0	0	1	2	0
Farmer, K	.266	32	64	4	17	20	3	0	0	4	5	0	13	1	0	.329	.313	.641	70	0	0	1	0	2
Galvis, F	.220	47	141	18	31	57	5	0	7	16	13	0	30	1	1	.308	.404	.712	159	0	0	5	5	3
Garcia, J	.194	24	67	4	13	13	0	0	0	2	1	0	26	1	1	.206	.194	.400	68	0	0	0	1	2
Goodwin, B CIN	.163	20	49	5	8	16	2	0	2	5	5	0	19	4	0	.236	.327	.563	55	0	1	0	1	1
Goodwin, B LAA	.242	30	95	12	23	44	7	1	4	17	12	1	35	1	0	.330	.463	.793	109	0	1	1	0	0
Goodwin, B	.215	50	144	17	31	60	9	1	6	22	17	1	54	5	0	.299	.417	.715	164	0	2	1	1	1
Iglesias, R	.000	1	0	0	0	0	0	0	0	0	0	0	0	0	0	.000	.000	.000	0	0	0	0	0	0
Jankowski, T	.067	16	15	3	1	1	0	0	0	0	2	0	7	2	1	.176	.067	.243	17	0	0	0	1	0
Lorenzen, M	.000	6	0	2	0	0	0	0	0	0	0	0	0	0	0	1.000	.000	1.000	1	0	0	1	0	0
Moustakas, M	.230	44	139	13	32	65	9	0	8	27	18	1	36	1	0	.331	.468	.799	163	0	2	4	5	1
Payton, M	.167	8	18	0	3	4	1	0	0	0	2	0	5	1	0	.250	.222	.472	20	0	0	0	1	0
Senzel, N	.186	23	70	8	13	25	6	0	2	8	6	0	15	2	1	.247	.357	.604	78	0	1	0	2	1
Stephenson, T	.294	8	17	4	5	11	0	0	2	6	2	0	9	0	0	.400	.647	1.047	20	0	0	1	0	0
Suárez, E	.202	57	198	29	40	93	8	0	15	38	30	1	67	2	0	.312	.470	.781	231	0	1	2	5	5
VanMeter, J ARI	.194	12	36	6	7	12	2	0	1	5	4	0	8	0	0	.293	.333	.626	41	0	0	1	0	1
VanMeter, J CIN	.059	14	34	3	2	6	1	0	1	1	3	0	16	1	0	.158	.176	.334	38	0	0	1	0	1
VanMeter, J	.129	26	70	9	9	18	3	0	2	6	7	0	24	1	0	.228	.257	.485	79	0	0	2	0	2
Votto, J	.226	54	186	32	42	83	8	0	11	22	37	1	43	0	0	.354	.446	.800	223	0	0	0	5	5
Winker, J	.255	54	149	27	38	81	7	0	12	23	28	0	46	1	0	.388	.544	.932	183	0	1	5	3	0
Reds	.212	60	1842	243	390	742	76	3	90	237	239	4	534	29	9	.312	.403	.715	2123	0	7	33	44	27
OPP	.215	60	1867	243	401	699	77	10	67	228	213	6	615	23	11	.303	.374	.677	2125	2	14	29	33	-

2020 PITCHING STATISTICS

PITCHER	R/L	W	L	ERA	G	GS	CG	GF	SHO	SV	IP	H	R	ER	HR	HB	BB	IBB	SO	WP	BK	OPP
																						AVG
Antone, T	R	0	3	2.80	13	4	0	0	1	0	35.1	20	11	11	4	2	16	0	45	2	0	.165
Bauer, T	R	5	4	1.73	11	11	2	2	0	0	73.0	41	17	14	9	3	17	1	100	3	0	.159
Biddle, J	L	0	0	0.00	1	0	0	0	0	0	0.2	1	0	0	0	0	1	0	1	0	0	.333
Bradley, A ARI	R	1	0	4.22	10	0	0	0	9	6	10.2	13	5	5	0	1	3	0	12	0	0	.317
Bradley, A CIN	R	1	0	1.17	6	0	0	0	1	0	7.2	4	1	1	1	0	0	0	6	0	0	.143
Bradley, A TOT	R	2	0	2.95	16	0	0	0	10	6	18.1	17	6	6	1	1	3	0	18	0	0	.246
Castillo, L	R	4	6	3.21	12	12	1	0	0	0	70.0	62	31	25	5	1	24	0	89	1	0	.233
Davidson, M	R	0	0	5.40	3	0	0	0	3	0	3.1	4	2	2	1	0	2	0	1	0	0	.308
De León, J	R	0	0	18.00	5	0	0	0	2	0	6.0	6	12	12	1	0	11	2	10	0	0	.250
DeSclafani, A	R	1	2	7.22	9	7	0	0	1	0	33.2	41	27	27	7	3	16	0	25	1	0	.301
Garrett, A	L	1	0	2.45	21	0	0	0	1	1	18.1	10	5	5	4	0	7	0	26	0	0	.161
Gray, S	R	5	3	3.70	11	11	0	0	0	0	56.0	42	26	23	4	2	26	0	72	7	1	.203
Iglesias, R	R	4	3	2.74	22	0	0	0	17	8	23.0	16	11	7	1	1	5	1	31	0	1	.193
Jones, N	R	0	1	6.27	21	0	0	0	8	0	18.2	25	13	13	5	2	6	1	23	2	0	.325
Kuhnel, J	R	1	0	6.00	3	0	0	0	1	0	3.0	4	2	2	0	0	0	0	3	0	0	.308
Lorenzen, M	R	3	1	4.28	18	2	0	0	2	0	33.2	30	17	16	3	1	17	1	35	2	1	.236
Mahle, T	R	2	2	3.59	10	9	0	0	0	0	47.2	34	21	19	6	4	21	0	60	2	1	.198
Miley, W	L	0	3	5.65	6	4	0	0	2	0	14.1	15	10	9	1	2	9	0	12	0	1	.268
Raley, B CIN	L	0	0	9.00	4	0	0	0	2	0	4.0	5	4	4	0	3	2	0	6	0	0	.294
Raley, B HOU	L	0	1	3.94	17	0	0	0	5	1	16.0	8	8	7	3	1	4	0	21	0	0	.143
Raley, B TOT	L	0	1	4.95	21	0	0	0	7	1	20.0	13	12	11	3	4	6	0	27	0	0	.178
Reed, C CIN	L	0	1	5.79	9	0	0	0	4	0	9.1	10	6	6	2	1	8	0	10	1	0	.270
Reed, C TB	L	0	0	0.00	2	0	0	0	1	0	2.2	1	0	0	0	0	0	0	2	0	0	.111
Reed, C TOT	L	0	1	4.50	11	0	0	0	5	0	12.0	11	6	6	2	1	8	0	12	1	0	.239
Romano, S	R	1	0	0.00	2	0	0	0	1	0	1.1	0	0	0	0	0	0	0	0	0	0	.000
Sims, L	R	3	0	2.45	20	0	0	0	5	0	25.2	13	10	7	3	3	11	0	34	0	0	.146
Stephenson, R	R	0	0	9.90	10	0	0	0	4	0	10.0	11	11	11	8	1	3	0	13	0	0	.282
Strop, P	R	0	0	3.86	4	0	0	0	0	0	2.1	1	3	1	0	0	6	0	3	1	0	.125
Thornburg, T	R	0	0	3.86	7	0	0	0	2	0	7.0	6	3	3	0	0	5	0	10	1	0	.222
Reds		31	29	3.84	60	60	3	5	57	9	504.0	401	243	215	67	29	213	6	615	23	5	.215
Opponents		29	31	4.07	60	60	0	7	60	16	503.2	390	243	228	90	33	239	4	534	21	0	.212

BULLPEN TOTALS, ETC.

Pitcher	1st Batter Retired	Inherited/ Scored	Saves/ Opps	Team Record
Antone, Tejay	5-9	8-2	0-1	3-6
Biddle, Jesse	0-1	1-0	0-0	1-0
Bradley, Archie	5-6	1-0	0-0	5-1
Davidson, Matt	1-3	1-0	0-0	0-3
De Leon, Jose	3-5	2-0	0-0	1-4
DeSclafani, Anthony	1-2	0-0	0-0	0-2
Garrett, Amir	18-21	10-3	1-2	10-11
Iglesias, Raisel	18-22	9-0	8-10	17-5
Jones, Nate	13-21	9-4	0-0	9-12
Kuhnel, Joel	3-3	0-0	0-0	1-2
Lorenzen, Michael	7-16	11-6	0-1	8-10
Mahle, Tyler	1-1	1-0	0-0	0-1
Miley, Wade	1-2	0-0	0-0	2-0
Raley, Brooks	3-4	2-2	0-0	2-2
Reed, Cody	6-9	7-5	0-0	2-7
Romano, Sal	2-2	3-0	0-0	2-0
Sims, Lucas	15-20	17-5	0-2	12-8
Stephenson, Robert	7-10	6-0	0-0	3-7
Strop, Pedro	2-4	1-1	0-0	1-3
Thornburg, Tyler	5-7	1-0	0-0	3-4

STARTERS & RELIEVERS

	w-l	era	ip	er	hr
Starters	18-22	3.50	311.1	121	34
Relievers	13-7	4.53	192.2	97	33

Quality Starts (18-8)

Pitcher, Record in Quality Starts

Bauer.....	6-3	Castillo.....	5-2
DeSclafani....	1-0	Gray.....	4-1
Mahle.....	2-2		

Save Opportunities (9-16)

Pitcher, Saves-Save Opportunities

Antone.....	0-1	Iglesias.....	8-10
Garrett.....	1-2	Lorenzen.....	0-1
Sims.....	0-2		

2020 FIELDING STATISTICS
PITCHER

Player	Team	PCT	G	GS	INN	TC	PO	A	E	DP	TP
Antone, T	CIN	1.000	13	4	35.1	8	6	2	0	1	0
Bauer, T	CIN	1.000	11	11	73.0	11	5	6	0	0	0
Bradley, A	CIN	1.000	6	0	7.2	1	0	1	0	0	0
Castillo, L	CIN	1.000	12	12	70.0	17	7	10	0	0	0
De León, J	CIN	1.000	5	0	6.0	1	1	0	0	0	0
DeSclafani, A	CIN	1.000	9	7	33.2	7	4	3	0	0	0
Iglesias, R	CIN	1.000	22	0	23.0	8	2	6	0	0	0
Lorenzen, M	CIN	1.000	18	2	33.2	7	3	4	0	0	0
Mahle, T	CIN	1.000	10	9	47.2	6	0	6	0	1	0
Miley, W	CIN	1.000	6	4	14.1	4	3	1	0	0	0
Raley, B	CIN	1.000	4	0	4.0	1	1	0	0	0	0
Sims, L	CIN	1.000	20	0	25.2	7	7	0	0	0	0
Stephenson, R	CIN	1.000	10	0	10.0	2	2	0	0	0	0
Strop, P	CIN	1.000	4	0	2.1	1	1	0	0	0	0
Gray, S	CIN	.917	11	11	56.0	12	5	6	1	0	0
Biddle, J	CIN	.000	1	0	0.2	0	0	0	0	0	0
Davidson, M	CIN	.000	3	0	3.1	0	0	0	0	0	0
Garrett, A	CIN	.000	21	0	18.1	1	0	0	1	0	0
Jones, N	CIN	.000	21	0	18.2	0	0	0	0	0	0
Kuhnel, J	CIN	.000	3	0	3.0	0	0	0	0	0	0
Reed, C	CIN	.000	9	0	9.1	0	0	0	0	0	0
Romano, S	CIN	.000	2	0	1.1	0	0	0	0	0	0
Thornburg, T	CIN	.000	7	0	7.0	0	0	0	0	0	0

CATCHER

Player	Team	PCT	G	GS	INN	TC	PO	A	E	DP	TP	PB	CWP	SB	CS	SB%
Barnhart, T	CIN	1.000	36	33	272.1	356	341	15	0	0	0	2	8	14	8	.636
Stephenson, T	CIN	1.000	4	2	19.0	24	23	1	0	0	0	0	1	1	1	.500
Casali, C	CIN	.996	29	25	212.2	268	258	9	1	1	0	3	14	8	2	.800

FIRST BASE

Player	Team	PCT	G	GS	INN	TC	PO	A	E	DP	TP
Barnhart, T	CIN	1.000	2	0	6.0	5	5	0	0	2	0
Davidson, M	CIN	1.000	2	2	16.0	11	10	1	0	2	0
VanMeter, J	CIN	1.000	3	1	10.0	8	7	1	0	0	0
Votto, J	CIN	.985	50	49	406.1	344	299	40	5	25	0
Moustakas, M	CIN	.980	10	8	63.2	50	48	1	1	5	0
Colón, C	CIN	.000	1	0	1.0	0	0	0	0	0	0
Farmer, K	CIN	.000	1	0	1.0	0	0	0	0	0	0

SECOND BASE

Player	Team	PCT	G	GS	INN	TC	PO	A	E	DP	TP
Colón, C	CIN	1.000	7	4	39.0	16	6	10	0	3	0
Galvis, F	CIN	1.000	16	11	99.2	39	11	28	0	4	0
Moustakas, M	CIN	1.000	32	31	243.1	81	38	43	0	7	0
VanMeter, J	CIN	.958	7	6	49.0	24	10	13	1	3	0
Farmer, K	CIN	.935	13	8	73.0	31	8	21	2	6	0

THIRD BASE

Player	Team	PCT	G	GS	INN	TC	PO	A	E	DP	TP
Farmer, K	CIN	1.000	2	1	13.0	3	1	2	0	1	0
Moustakas, M	CIN	1.000	2	2	18.0	4	0	4	0	1	0
Suárez, E	CIN	.961	57	57	473.0	127	47	75	5	10	0

SHORTSTOP

Player	Team	PCT	G	GS	INN	TC	PO	A	E	DP	TP
Farmer, K	CIN	1.000	15	10	85.2	32	11	21	0	7	0
Garcia, J	CIN	.969	21	19	157.0	65	17	46	2	10	0
Galvis, F	CIN	.967	33	31	261.1	92	29	60	3	9	0

LEFT FIELDER

Player	Team	PCT	G	GS	INN	TC	PO	A	E	DP	TP
Akiyama, S	CIN	1.000	36	30	246.1	51	49	2	0	0	0
Aquino, A	CIN	1.000	13	9	84.0	19	19	0	0	0	0
Ervin, P	CIN	1.000	10	3	38.0	1	1	0	0	0	0
Payton, M	CIN	1.000	6	6	38.0	6	6	0	0	0	0
Winker, J	CIN	1.000	15	12	88.2	20	20	0	0	0	0
Farmer, K	CIN	.000	2	0	2.0	0	0	0	0	0	0
Goodwin, B	CIN	.000	2	0	3.0	0	0	0	0	0	0
Jankowski, T	CIN	.000	1	0	4.0	0	0	0	0	0	0

CENTER FIELDER

Player	Team	PCT	G	GS	INN	TC	PO	A	E	DP	TP
Akiyama, S	CIN	1.000	21	17	134.2	38	38	0	0	0	0
Ervin, P	CIN	1.000	7	4	34.0	8	8	0	0	0	0
Jankowski, T	CIN	1.000	9	3	40.1	10	10	0	0	0	0
Lorenzen, M	CIN	1.000	3	0	4.0	1	1	0	0	0	0
Senzel, N	CIN	.976	23	20	172.0	42	39	2	1	1	0
Goodwin, B	CIN	.955	16	15	115.0	22	20	1	1	0	0
Aquino, A	CIN	.000	1	1	4.0	0	0	0	0	0	0

RIGHT FIELDER

Player	Team	PCT	G	GS	INN	TC	PO	A	E	DP	TP
Aquino, A	CIN	1.000	4	2	20.0	3	3	0	0	0	0
Ervin, P	CIN	1.000	1	0	2.0	2	2	0	0	0	0
Goodwin, B	CIN	1.000	1	0	4.0	1	1	0	0	0	0
Jankowski, T	CIN	1.000	3	0	5.0	1	1	0	0	0	0
Castellanos, N	CIN	.963	57	57	467.0	82	78	1	3	0	0
Winker, J	CIN	.000	1	1	6.0	0	0	0	0	0	0

Catchers' ERA & Stolen Base Percentage

Catcher	W-L	ERA	Inn.	ER	PB	E	SB	CS	CS%
Barnhart	16-17	3.87	272.1	117	2	0	13	8	38%
Casali	14-11	3.68	212.2	87	3	1	8	2	20%
Stephenson	1-1	6.63	19.0	14	0	0	1	1	50%
Totals	31-29	3.84	504.0	218	5	1	22	11	33%

MULTI-HOMER GAMES (5)

Castellanos (2) 8/2/g1 at Det (Garcia 2)
 Winker (2) 8/14 vs Pit (Kuhl 2)
 Winker (2) .. 8/27/g1 at Mil (Claudio, Houser)
 Suarez (3)* ... 9/5 at Pit (Holland, Williams 2)
 Moustakas (2) .. 9/25 at Min (Colina, Berrios)
 * 3 HR, Career number in ()

WALKOFF HOMERS (1)

Stephenson (1) 9/14 vs Pit (Howard)

BACK-TO-BACK HOMERS (4)

Davidson & Winker 8/11 vs KC (Bubic)
 Galvis & VMeter 8/12 vs KC (Kennedy/Barlow)
 Winker & Suarez 8/19 at KC (Harvey)
 Castellanos & Winker 8/27 at Mil (Houser)

GRAND SLAMS (2)

Castellanos (1) 7/29 vs ChC (Brothers)
 Davidson (1) 8/21at StL (Webb)

PINCH-HIT HOMERS (3)

VanMeter (1) 8/12 vs KC (Barlow)
 Davidson (1) 8/21 at StL (Webb)
 Stephenson (1) 9/14 vs Pit (Howard)

LEADOFF HOMERS (1)

Votto (1) 8/29 vs ChC (Mills)

HOMERS BY REDS PITCHERS (0)
MULTI-HIT GAMES

Player	2	3	4	5	Tot.
Akiyama	8	0	0	0	8
Barnhart	1	0	0	0	1
Casali	0	1	0	0	1
Castellanos	10	1	0	0	11
Colon	1	0	0	0	1
Davidson	1	0	0	0	1
Farmer	4	1	0	0	5
Galvis	6	1	0	0	7
Garcia	2	0	0	0	2
Moustakas	6	1	0	0	7
Senzel	2	1	0	0	3
Stephenson	1	0	0	0	1
Suarez	6	3	0	0	9
Votto	11	1	0	0	12
Winker	9	2	0	0	11

Reds by Batting Order (Record in Starts)

1. Akiyama (18-10), Votto (7-14), Aquino (1-2), Ervin (3-1), Senzel (2-0), Winker (0-2)
2. Castellanos (28-22), Votto (3-6), Winker (0-1)
3. Votto (15-9), Winker (9-11), Suarez (4-6), Davidson (1-2), Castellanos (1-1), Moustakas (1-0)
4. Suarez (23-22), Moustakas (2-3), Winker (3-1), Davidson (2-1), Castellanos (1-2)
5. Moustakas (21-15), Winker (2-5), Castellanos (1-3), Casali (2-0), Davidson (2-0), Suarez (1-1), Goodwin (1-1), Senzel (1-0), Aquino (0-1), VanMeter (0-1), Ervin (0-1), Stephenson (0-1)
6. Winker (8-3), Senzel (4-4), Akiyama (3-7), Goodwin (4-2), Aquino (3-3), Galvis (2-3), Garcia (1-1), Davidson (2-0), VanMeter (1-1), Colón (1-2), Stephenson (1-1), Ervin (0-1), Moustakas (0-1), Casali (1-0)
7. Galvis (8-5), Senzel (4-5), VanMeter (2-4), Akiyama (2-4), Goodwin (5-1), Payton (2-2), Casali (2-1), Winker (2-1), Aquino (1-2), Garcia (1-1), Farmer (1-1), Colón (1-0), Stephenson (0-1), Barnhart (0-1)
8. Galvis (11-13), Garcia (9-3), Farmer (3-5), Barnhart (2-1), Akiyama (1-2), Casali (1-1), Goodwin (0-1), Aquino (1-0), Ervin (1-0), Payton (0-2), Colón (2-0), Jankowski (0-1)
9. Pitchers (0-0), Barnhart (14-15), Casali (8-9), Farmer (6-3), Garcia (2-1), Jankowski (1-1)

Reds Starters by Position (Record in Starts)

- 1B Votto (21-28), Moustakas (7-1), Davidson (2-0), VanMeter (1-0)
 2B Moustakas (15-16), Galvis (8-3), Farmer (4-4), VanMeter (1-5), Colón (3-1)
 3B Suarez (28-29), Moustakas (2-0), Farmer (1-0)
 SS Galvis (13-18), Garcia (13-6), Farmer (5-5)
 C Barnhart (16-17), Casali (14-11), Stephenson (1-1)
 LF Akiyama (17-13), Winker (7-5), Aquino (2-7), Payton (2-4), Ervin (3-0)
 CF Senzel (11-9), Akiyama (7-10), Goodwin (10-5), Ervin (1-3), Jankowski (1-2), Aquino (1-0)
 RF Castellanos (29-28), Aquino (2-0), Winker (0-1)
 DH Winker (17-18), Davidson (5-3), Votto (4-1), Castellanos (2-0), Moustakas (0-2), Aquino (1-1), VanMeter (1-1), Colón (1-1), Stephenson (0-2)

Reds Designated Hitters

Player	avg	g	ab	r	h	2b	3b	hr	rbi	bb	so	ops
Akiyama	.000	1	1	0	0	0	0	0	0	0	0	.000
Aquino	.400	3	5	1	2	0	0	0	1	1	2	.900
Casali	.000	1	2	0	0	0	0	0	0	0	1	.000
Castellanos	.143	2	7	1	1	0	0	0	0	0	0	.286
Colón	.000	3	6	0	0	0	0	0	0	0	1	.000
Davidson	.148	13	27	2	4	1	0	2	7	4	9	.665
Ervin	---	1	0	0	0	0	0	0	0	1	0	---
Goodwin	.000	1	2	0	0	0	0	0	0	0	0	.000
Jankowski	.000	1	1	0	0	0	0	0	0	0	0	.000
Moustakas	.286	3	7	0	2	1	0	0	1	0	0	.679
Payton	.000	1	2	0	0	0	0	0	0	0	1	.000
Stephenson	.000	3	6	0	0	0	0	0	0	0	5	.143
VanMeter	.000	5	10	1	0	0	0	0	0	2	5	.167
Votto	.200	5	15	5	3	0	0	2	3	5	7	1.000
Winker	.245	37	110	20	27	4	0	9	17	18	37	.891

2020 WON-LOST BREAKDOWN

	Home	Road	Total
Club	W-L	W-L	W-L
vs CHI	3-4	1-2	4-6
vs MIL	2-1	4-3	6-4
vs PIT	5-1	2-2	7-3
vs STL	1-2	3-4	4-6
<hr/>			
vs Central	11-8	10-11	21-19
<hr/>			
vs NL	11-8	10-11	21-19
<hr/>			
vs CWS	2-1	0-0	2-1
vs CLE	1-1	0-2	1-3
vs DET	1-2	2-1	3-3
vs KC	1-1	1-1	2-2
vs MIN	0-0	2-1	2-1
<hr/>			
vs AL Central	5-5	5-5	10-10
<hr/>			
vs AL	5-5	5-5	10-10
<hr/>			
MLB Totals	16-13	15-16	31-29

	H	R	T
MISC.	W-L	W-L	W-L
Shutouts	1-2	4-5	5-7
SHO - Individual	0-0	2-0	2-0
Extra Innings	1-0	1-0	2-0
1-Run Decisions	6-4	1-4	7-8
2-Run Decisions	1-3	4-2	5-5
vs LH Starters	2-4	5-2	7-6
vs RH Starters	14-9	10-14	24-23
Grass Fields	16-13	15-16	31-29
Artificial Fields	0-0	0-0	0-0
Day Games	4-3	8-5	12-8
Night Games	12-10	7-11	19-21

	REDS	OPP.	
Double Plays	36	50	
Triple Plays	0	1	
Left On Base	371	372	
Solo HR	49	45	
Two-Run HR	29	19	
Three-Run HR	10	1	
Grand Slam HR	2	2	
Home Runs (Home)	55	50	
Home Runs (Away)	35	17	
<hr/>			
	W	L	
Starters	18	22	
Relievers	13	7	
Streaks	6	4	
<hr/>			
Doubleheaders	W	L	S
Home	1	0	1
Away	2	0	2

Reds Record When...

Overall	31-29	Tied After 6	2-1
Home	16-13	Tied After 7	2-3
Road	15-16	Tied After 8	3-2
Day	5-5	Behind After 6	3-23
Night	26-24	Behind After 7	0-21
July	2-5	Behind After 8	0-22
August	13-15	Division Games	21-19
September	16-9	Vs. Other Divisions	10-10
Vs LHSP	7-6	Vs. A.L. Teams	10-10
Vs RHSP	24-23	Vs. N.L. Teams	21-19
Series Opener	11-9	Vs. A.L. Central	10-10
Series Opener at Home	7-3	Vs. N.L. Central	21-19
Series Opener on Road	4-6	Hit 0 HR	3-13
By Series	7-6-7	Hit 1+ HR	28-16
By Home Series	3-3-4	Hit 2+ HR	19-7
By Road Series	4-3-3	Scored 3 or Fewer Runs	5-21
Rubber Games	5-2	Scored 4 or More Runs	26-8
Sweeps/Were Swept	1-1	Scored 5 or More Runs	19-5
Scored First	21-11	Allowed 3 or Fewer Runs	25-8
Opponent Scored First	10-18	Allowed 4 or More Runs	6-21
1-run games	7-8	Allowed 5 or More Runs	5-17
1 or 2 run games	12-13	More Hits than Opponent	22-7
Comeback Wins	10-13	Fewer Hits than Opponent	7-22
Last AB Wins	6-4	Committed No Errors	19-19
Walkoff Wins	4-2	Committed 1 or More Errors	12-10
Extra Innings	2-0	Starter Goes at least 5 inn.	23-17
Led After 6	26-5	Starter Goes at least 6 inn.	18-10
Led After 7	20-2	Starter Goes at least 7 inn.	7-2
Led After 8	19-2		

Reds Extra-Inning Games (2-0)

Date	Opp.	H-R	D-N	Score	Innings	Winning Pitcher	Losing Pitcher
8/11	vs KC	H-N		W, 6-5	10	Sims, 1-0	Staumont, 0-1
9/27	at Min	R-D		W, 5-3	10	Iglesias, 4-3	Romo, 1-3

Reds Walkoff Wins (4)

Date	Batter	Winning Hit	Inning	Score	Opp.
8/11	Joey Votto	RBI-double	10	6-5	KC
8/29	Nicholas Castellanos	Wild Pitch	7	6-5	ChC
9/2	Joey Votto	RBI-single	9	4-3	STL
9/14	Tyler Stephenson	2-run HR	7	3-1	Pit

2020 NATIONAL LEAGUE CY YOUNG AWARD VOTING

Player	Club	1st	2nd	3rd	4th	5th	Pts
Trevor Bauer	Reds	27	3				201
Yu Darvish	Cubs	3	24	2			123
Jacob deGrom	Mets		3	23	4		89
Dinelson Lamet	Padres			5	20	2	57
Max Fried	Braves				4	7	15
Corbin Burnes	Brewers				1	10	12
Aaron Nola	Phillies				1	1	3
Devin Williams	Brewers					3	3
Kyle Hendricks	Cubs					2	2
Zac Gallen	Diamondbacks					2	2
Clayton Kershaw	Dodgers					2	2
Zack Wheeler	Phillies					1	1

Trevor Bauer is the first pitcher in Reds history to win the Cy Young Award. He finished 10th in the Most Valuable Player Award voting.

2020 PATERNITY & INJURED LISTS

Player/Injury	On DL	Date Eligible	Off DL	^Games Missed
Anthony DeSclafani (teres major)	7/23	7/30	8/2	2-5
Tucker Barnhart (paternity)	7/25	7/28	7/28	0-3
Matt Davidson	7/25	-	7/31	1-4
Mike Moustakas	7/26	-	7/29	0-3
Robert Stephenson (mid-back)	7/28	8/5	8/24	10-12
Matt Bowman (right elbow)	7/30	9/6	-	29-25
Wade Miley (left groin)	7/31	8/7	8/12	6-5
Joey Votto	8/2	-	8/3	2-0
Mike Moustakas (left quad)	8/9	8/16	8/19	2-3
Pedro Strop (right groin)	8/11	8/18	8/26	4-8
Nick Senzel	8/19	-	9/14	12-15
Anthony DeSclafani (paternity)	8/25	8/28	8/28	2-1
Wade Miley (left shoulder)	8/28	9/7	9/23	15-11
Jesse Biddle (left shoulder)	8/29	9/6	-	17-12
Nate Jones (paternity)	9/8	9/10	9/9	1-1
Tyler Thornburg (right elbow)	9/11	10/26	-	12-4
Sonny Gray (right mid-back)	9/13	9/21	9/22	8-1
José De León (right groin)	9/15	9/25	-	8-3
Eugenio Suárez (paternity)	9/15	9/18	9/18	2-0

^ Team record in number of games missed while on the Injured or Paternity List
Bowman, Biddle, Thornburg & De Leon finished the season on the Injured List

2020 Ejections

Date	Opp.	Ejected	Umpire	Reason
8/6	at Cle	David Bell	Jerry Meals, HP	Balls and strikes
8/25	at Mil	David Bell	Shane Livensparger, HP	Balls and strikes
		Joey Votto	Shane Livensparger, HP	Balls and strikes
8/29	vs Chi	David Bell	Dan Bellino, 1B	Went on field
		Joey Votto	Dan Bellino, 1B	Went on field
		Jesse Winker	Dan Bellino, 1B	Went on field
		David Ross	Nic Lentz, HP	Left bench after warning
		Mike Borzello	Nic Lentz	Left bench after warning
9/12	at StL	Joey Votto	D.J. Reyburn, HP	Balls and strikes
9/20	vs CWS	Brian Goodwin	Mike Estabrook, HP	Balls and strikes

Reds by Game/Sweeps

REDS BY DAY

Mon (4-3), Tue (2-6), Wed (6-3), Thu (2-4),
Fri (9-2), Sat (3-6), Sun (5-5)

REDS BY MONTH

July (2-5), August (13-15), September (16-9)

REDS BY SERIES / GAME

Series: W (7), L (6), Split (7)
Game: G1 (11-8), G2 (7-12), G3 (11-5), G4 (2-4)
Sweeps (1): 9/14-9/16 vs Pit (4g)
Swept By (1): 8/5-8/6 at Cle (2g)

2021 NOTES



2020 DAY-BY-DAY RESULTS

G	Date	Opp.	H-R		Score	Winning		Losing		Save	Rec.	Pos.	GA	Anncd.	
			D-N	W-L		Pitcher	Pitcher	Pitcher	Pitcher						
Summer Camp Exhibition Games															
1	7/21	vs Det	H-N	W	9-7	Strop, 1-0	Burrows, 0-1	Iglesias, 1							
2	7/22	vs Det	H-N	W	2-1	Kuhnel, 1-0	Castro, 0-1	Stephenson, 1							
2020 Championship Season															
	7/23	off day													
1	7/24	vs Det	H-N	W	7-1	Gray, 1-0	Boyd, 0-1				1-0	T1	++	1.0	
2	7/25	vs Det	H-N	L	4-6	Farmer, 1-0	Iglesias, 0-1	Jiménez, 1			1-1	T2		-1.0	
3	7/26	vs Det	H-D	L	2-3	Cisnero, 1-0	Lorenzen, 0-1	Jiménez, 2			1-2	T3		-1.0	
4	7/27	vs Chc	H-N	L	7-8	Lester, 1-0	Miley, 1-0	Jeffress, 1			1-3	T4		-2.0	
5	7/28	vs Chc	H-N	L	5-8	Mills, 1-0	Reed, 0-1				1-4	5		-3.0	
6	7/29	vs Chc	H-N	W	12-7	Gray, 2-0	Hendricks, 1-1				2-4	T4		-2.0	
	7/30	vs Chc	H-N	Postponed by rain, traditional DH scheduled for 8/29								2-4	T4		-2.0
	7/31	at Det	R-N	L	2-7	Turnbull, 1-0	Castillo, 0-1				2-5	T4		-3.0	
7	8/1	at Det	R-D	Postponed by rain, traditional DH scheduled for 8/2								2-5	4		-3.5
8	8/2	at Det	R-D	W	4-3 (7)	Iglesias, 1-1	Jiménez, 0-1				3-5				
9		at Det	R-D	W	4-0 (7)	BAUER, 1-0	Norris, 0-1				4-5	3		-3.0	
10	8/3	vs Cle	H-N	W	3-2	Gray, 3-0	Plesac, 0-1	Iglesias, 1			5-5	2		-3.0	
11	8/4	vs Cle	H-N	L	2-4	Bieber, 3-0	Jones, 0-1	Hand, 3			5-6	2		-4.0	
12	8/5	at Cle	R-N	L	0-2	Clevinger, 1-1	Antone, 0-1	Hand, 4			5-7	3		-5.0	
13	8/6	at Cle	R-N	L	0-13	Carrasco, 2-1	Castillo, 0-2				5-8	4		-5.0	
14	8/7	at Mil	R-N	W	8-3	Bauer, 2-0	Lauer, 0-1				6-8	3		-4.5	
15	8/8	at Mil	R-N	W	4-1	DeSclafani, 1-0	Anderson, 0-1	Iglesias, 2			7-8	2		-4.0	
16	8/9	at Mil	R-D	L	3-9	Suter, 2-0	Gray, 3-1				7-9	3		-4.5	
	8/10	Off day										7-9	2		-4.5
17	8/11	vs KC	H-N	W	6-5 (10)	Sims, 1-0	Staumont, 0-1				8-9	2		-4.5	
18	8/12	vs KC	H-N	L	4-5	Keller, 2-0	Miley, 0-2	Rosenthal, 4			8-10	2		-5.5	
19	8/13	vs Pit	H-N	L	6-9	Williams, 1-3	DeSclafani, 1-1				8-11	2	*	-6.5	
20	8/14	vs Pit	H-N	W	8-1	Gray, 4-1	Kuhl, 0-1				9-11	2		-5.5	
	8/15	vs Pit	H-N	Postponed following positive COVID-19 test by Reds player								9-11	4		-5.0
	8/16	vs Pit	H-D	Postponed following positive COVID-19 test by Reds player								9-11	4		-4.5
	8/17	Off day										9-11	4		-4.5
	8/18	at KC	R-N	Postponed following positive COVID-19 test by Reds player								9-11	4		-5.0
21	8/19	at KC	R-N	L	0-4 (7)	Keller, 3-0	Castillo, 0-3	Rosenthal, 6			9-12				
22		at KC	R-N	W	5-0 (7)	BAUER, 3-0	Harvey, 0-1				10-12	4		-5.0	
23	8/20	at StL	R-N	L	4-5	Elledge, 1-0	Iglesias, 1-2				10-13	4		-5.5	
24	8/21	at StL	R-N	W	4-2	Lorenzen, 1-1	Cabrera, 1-1	Iglesias, 3			11-13	T3		-4.5	
25	8/22	at StL	R-N	L	0-3	Kim, 1-0	Miley, 0-3	Gallegos, 1			11-14	T3		-4.5	
26	8/23	at StL	R-D	L	2-6	Cabrera, 2-1	Mahle, 0-1				11-15	T3		-5.5	

G	Date	Opp.	H-R		Score	Winning		Losing		Save	Rec.	Pos.	GA	Anncd.
			D-N	W-L		Pitcher	Pitcher	GB	Att.					
27	8/24	at Mil	R-N	L	2-4	Anderson, 2-2	Bauer, 3-1	Hader, 6	11-16	4	* -6.5			
28	8/25	at Mil	R-N	L	2-3	Woodruff, 2-2	Castillo, 0-4	Hader, 7	& 11-17	4	* -6.5			
	8/26	at Mil	R-N		Postponed following the shooting of Jacob Blake					& 11-17	4	-6.0		
29	8/27	at Mil	R-D	W	6-1 (7)	Gray, 5-1	Houser, 1-3		12-17					
30		at Mil	R-N	W	6-0 (7)	Sims, 2-0	Lindblom, 1-2		13-17	T3	-5.0			
31	8/28	vs Chc	H-N	W	6-5	Mahle, 1-1	Hendricks, 3-4	Iglesias, 4	14-17	T3	-4.0			
32	8/29	vs Chc	H-D	L	0-3 (7)	Darvish, 6-1	Bauer, 3-2	Jeffress, 4	14-18					
33		vs Chc	H-N	W	6-5 (7)	Kuhnel, 1-0	Kimbrel, 0-1		15-18	4	-4.0			
34	8/30	vs Chc	H-D	L	1-10	Rea, 1-0	Castillo, 0-5		15-19	4	-5.0			
35	8/31	vs STL	H-N	L	5-7	Hudson, 1-2	DeSclafani, 1-2	Gallegos, 2	15-20	4	-5.5			
36	9/1	vs STL	H-N	L	2-16	Kim, 2-0	Gray, 5-2		& 15-21	4	* -6.5			
37	9/2	vs STL	H-N	W	4-3	Gallegos, 1-1	Iglesias, 2-2		16-21	4	* -6.5			
	9/3	Off day							16-21	4	-6.0			
38	9/4	at Pit	R-D	W	4-2 (7)	Castillo, 1-5	Brault, 0-2	Iglesias, 5	17-21					
39		at Pit	R-N @	L	3-4 (7)	Howard, 2-1	Bauer, 3-3	Rodriguez, 3	17-22	4	* -6.5			
40	9/5	at Pit	R-N	W	6-2	Garrett, 1-0	Williams, 1-6		18-22	4	-5.0			
41	9/6	at Pit	R-D	L	2-3	Rodriguez, 1-2	Iglesias, 2-3		18-23	4	-5.0			
	9/7	Off day							18-23	4	-5.5			
42	9/8	at Chi	R-N	L	0-3	Mills, 4-3	Mahle, 1-2	Jeffress, 6	& 18-24	4	* -6.5			
43	9/9	at Chi	R-N	W	3-0	Bauer, 4-3	Darvish, 7-2	Iglesias, 6	19-24	4	-5.5			
44	9/10	at Chi	R-N	L	5-8	Ryan, 1-0	Gray, 5-3	Jeffress, 7	& 19-25	4	* -6.5			
45	9/11	at STL	R-N	W	3-1	CASTILLO, 2-5	Wainwright, 4-1		20-25	4	-5.5			
46	9/12	at STL	R-N	L	1-7	Hudson, 3-2	Antone, 0-2		& 20-26	4	* -6.5			
47	9/13	at STL	R-D	W	10-5	Bradley, 2-0	Gant, 0-3	Iglesias, 7	21-26	4	* -6.5			
48	9/14	vs Pit	H-D	W	3-1 (7)	Iglesias, 3-3	Howard, 2-2		22-26					
49		vs Pit	H-N	W	9-4 (7)	Romano, 1-0	Turley, 0-2		23-26	3	-5.5			
50	9/15	vs Pit	H-N	W	4-1	Lorenzen, 2-1	Musgrove, 0-5	Garrett, 1	24-26	3	-5.5			
51	9/16	vs Pit	H-N	W	1-0	Castillo, 3-5	Brubaker, 1-2	Iglesias, 8	25-26	2	-5.5			
	9/17	Off day							25-26	2	-5.5			
52	9/18	vs CWS	H-N	W	7-1	Mahle, 2-2	Stiever, 0-1		26-26	T2	-5.5			
53	9/19	vs CWS	H-N	L	0-5	Foster, 5-0	Bauer, 4-4		26-27	3	-5.5			
54	9/20	vs CWS	R-D	W	7-3	Sims, 3-0	Cease, 5-3		27-27	T3	-4.5			
55	9/21	vs Mil	H-N	W	6-3	Castillo, 4-5	Woodruff, 2-5		28-27	3	-4.5			
56	9/22	vs Mil	H-N	L	2-3	Anderson, 4-3	Antone, 0-3	Hader, 11	28-28	T3	-4.5			
57	9/23	vs Mil	H-N	W	6-1	Bauer, 5-4	Houser, 1-6		29-28	3	-3.5			
	9/24	Off day							29-28	3	-3.0			
58	x-9/25	at Min	R-N	W	7-2	Lorenzen, 3-1	Berrios, 5-4		# 30-28	3	-3.0			
59	9/26	at Min	R-N	L	3-7	Clippard, 2-1	Castillo, 4-6		30-29	3	-3.0			
60	9/27	at Min	R-D	W	5-3 (10)	Iglesias, 4-3	Romo, 1-3		# 31-29	3	-3.0			

@ 9/4/g2 at Pit, Cin was the visiting team but batted in the bottom of each inning

National League Wild Card Series (Best-of-3)

1	9/30	at Atl	R-D	L	0-1 (13)	Minter, 1-0	Bradley, 0-1							
2	10/2	at Atl	R-D	L	0-5	Anderson, 1-0	Castillo, 0-1							

BOLD RED CAPS are complete games
- Season-high **2 games above .500**, **++** - Season-high **lead of 1.0 game**
& - Season-high **6 games below .500**, ***** - Season-high **deficits of 6.5 games**
x - Clinched Postseason berth on 9/25

2020 MONTHLY STATISTICS
SPRING TRAINING: 9-8-4 (.254 avg, 4.74 era)

PLAYER	AVG	G	AB	R	H	TB	2B	3B	HR	RBI	SH	SF	HP	BB	IBB	SO	SB	CS	DP	GI					E	OBP	SLG
																				DP	E	OBP	SLG				
Akiyama, S	.313	11	32	4	10	14	1	0	1	4	0	0	0	2	0	7	0	1	0	0	.353	.438					
Aquino, A	.111	11	27	4	3	3	0	0	0	2	0	0	2	2	0	11	3	1	0	0	.226	.111					
Barnes, B	.000	9	10	1	0	0	0	0	0	0	0	0	1	2	0	5	1	0	0	0	.231	.000					
Barnhart, T	.136	8	22	3	3	6	0	0	1	1	0	0	0	1	0	4	0	0	1	0	.174	.273					
Bell, B	.375	6	8	3	3	4	1	0	0	2	0	0	0	0	0	2	1	0	0	0	.375	.500					
Beltre, M	.200	6	5	1	1	1	0	0	0	0	0	0	0	1	0	1	1	0	0	0	.333	.200					
Blandino, A	.423	13	26	4	11	19	3	1	1	7	0	0	2	2	0	5	0	1	0	1	.500	.731					
Casali, C	.100	10	20	0	2	2	0	0	0	2	0	0	1	4	0	8	0	0	1	1	.280	.100					
Castellanos, N	.182	8	22	2	4	5	1	0	0	2	0	0	0	1	0	8	0	0	0	0	.217	.227					
Cedrola, L	.500	3	2	1	1	1	0	0	0	0	0	0	0	0	0	0	0	0	0	0	.500	.500					
Chavez, A	.250	4	4	0	1	1	0	0	0	0	0	0	0	0	0	2	0	0	0	0	.250	.250					
Colón, C	.167	14	24	6	4	6	2	0	0	4	0	1	0	6	0	3	0	0	4	1	.323	.250					
Crook, N	.250	7	8	1	2	3	1	0	0	0	0	0	1	1	0	2	0	1	0	0	.400	.375					
Davidson, M	.333	11	21	5	7	18	2	0	3	6	0	0	2	1	0	8	0	0	0	2	.417	.857					
De Leon, M	.333	5	6	1	2	2	0	0	0	0	0	0	0	0	0	1	1	0	0	0	.333	.333					
Dietrich, D	.174	10	23	2	4	11	1	0	2	6	0	1	2	1	0	12	0	0	1	0	.259	.478					
Ervin, P	.400	10	25	3	10	18	2	0	2	6	0	0	2	2	0	8	2	0	0	0	.483	.720					
Fairchild, S	.087	15	23	3	2	6	1	0	1	2	0	0	0	5	0	8	2	0	0	0	.250	.261					
Farmer, K	.333	10	21	3	7	12	0	1	1	3	0	0	1	2	0	5	0	0	1	1	.417	.571					
Friedl, T	.600	4	5	2	3	4	1	0	0	4	0	0	0	3	0	1	1	1	0	0	.750	.800					
Galvis, F	.364	5	11	3	4	8	1	0	1	2	0	0	0	4	0	2	0	0	0	0	.533	.727					
Garcia, J	.269	15	26	5	7	20	1	0	4	7	0	2	1	1	0	3	1	0	0	1	.300	.769					
Hernandez, M	.333	2	3	0	1	2	1	0	0	0	0	0	0	0	0	1	0	0	0	0	.333	.667					
India, J	.227	15	22	3	5	9	1	0	1	4	0	2	0	4	0	5	0	0	2	3	.321	.409					
Isabel, I	.273	8	11	1	3	7	1	0	1	3	0	0	0	0	0	5	0	0	0	1	.273	.636					
Jankowski, T	.556	6	9	1	5	7	2	0	0	2	0	0	0	2	0	0	0	0	1	0	.636	.778					
Kolozsvary, M	.000	1	0	0	0	0	0	0	0	0	0	0	0	1	0	0	0	0	0	0	1.000	.000					
LaValley, G	.000	6	4	0	0	0	0	0	0	0	0	0	0	2	0	1	0	0	0	0	.333	.000					
Liberatore, E	.250	2	4	0	1	1	0	0	0	0	0	0	0	0	0	2	0	0	0	0	.250	.250					
Lofstrom, M	.000	1	2	0	0	0	0	0	0	0	0	0	0	0	0	2	0	0	0	0	.000	.000					
Lopez, A	.500	6	6	1	3	3	0	0	0	1	0	0	0	1	0	1	0	0	0	0	.571	.500					
McAfee, Q	.000	1	1	0	0	0	0	0	0	0	0	0	0	0	0	1	0	0	0	0	.000	.000					
Mount, D	1.000	1	1	0	1	1	0	0	0	0	0	0	0	0	0	0	1	0	0	0	1.000	1.000					
Moustakas, M	.238	9	21	6	5	12	1	0	2	4	0	0	1	3	0	5	0	0	0	1	.360	.571					
Okey, C	.000	2	4	0	0	0	0	0	0	0	0	0	0	0	0	3	0	0	0	0	.000	.000					
Payton, M	.273	14	33	4	9	10	1	0	0	4	0	0	0	3	0	9	0	0	1	0	.333	.303					
Peña, F	.316	10	19	4	6	13	1	0	2	4	0	0	0	1	0	9	0	0	0	0	.350	.684					
Powell, B	.250	4	8	2	2	5	0	0	1	3	0	0	0	1	0	2	0	0	0	0	.333	.625					
Rodriguez, A	.364	14	33	4	12	20	2	0	2	4	0	0	0	0	0	5	0	1	1	0	.364	.606					
Schebler, S	.238	10	21	4	5	8	3	0	0	2	0	0	0	5	0	7	0	0	0	0	.385	.381					
Senzel, N	.059	6	17	2	1	4	0	0	1	1	0	0	0	0	0	6	0	0	0	0	.059	.235					
Siani, M	.250	3	4	2	1	1	0	0	0	1	0	0	0	1	0	0	2	1	0	0	.400	.250					
Stephenson, T	.375	12	16	4	6	12	3	0	1	7	0	1	1	4	0	1	0	0	1	0	.500	.750					
Suárez, E	.167	2	6	1	1	4	0	0	1	2	0	0	0	0	0	0	0	0	0	1	.167	.667					
Sugilio, A	.200	5	5	1	1	4	0	0	1	3	0	0	0	0	0	1	0	0	0	0	.200	.800					
Trahan, B	.095	15	21	3	2	2	0	0	0	1	0	1	0	5	0	8	1	0	1	0	.259	.095					
VanMeter, J	.444	8	18	6	8	13	2	0	1	2	0	0	1	4	0	2	1	0	0	1	.565	.722					
Votto, J	.083	11	24	6	2	2	0	0	0	0	0	0	1	9	0	9	0	0	1	1	.353	.083					
Winker, J	.364	9	22	7	8	12	1	0	1	4	0	1	2	3	0	7	0	0	0	0	.464	.545					
Reds	.254	21	706	119	179	316	37	2	32	112	0	9	21	90	0	198	18	7	16	17	.351	.448					
Opponents	.260	21	732	112	190	332	38	7	30	103	0	2	12	72	0	189	11	4	14	-	.335	.454					

PITCHER	W	L	ERA	G	GS	CG	GF	SHO	SV	IP	H	R	ER	HR	HB	BB	IBB	SO	WP	BK	AVG
Adames, J	0	0	0.00	2	0	0	2	0	2	2.0	3	0	0	0	0	1	0	0	0	0	.375
Alaniz, R	1	0	4.26	6	0	0	1	0	0	6.1	9	3	3	0	0	1	0	5	1	0	.346
Antone, T	0	0	2.16	6	2	0	0	0	0	8.1	6	2	2	0	2	2	0	6	0	0	.194
Bauer, T	1	0	1.00	3	2	0	0	0	0	9.0	3	1	1	1	0	1	0	8	1	0	.100
Biddle, J	0	0	0.00	1	0	0	1	0	0	1.0	1	0	0	0	1	0	0	0	0	0	.250
Bowman, M	1	0	4.50	6	0	0	0	0	0	6.0	3	3	3	2	1	3	0	4	0	0	.158
Carpenter, D	0	0	5.68	7	0	0	2	0	1	6.1	6	4	4	2	0	0	0	7	0	0	.231
Castillo, L	0	2	8.68	4	4	0	0	0	0	9.1	16	9	9	0	0	4	0	14	1	0	.372
De León, J	0	1	3.86	4	2	0	1	0	0	4.2	2	2	2	0	1	4	0	7	0	0	.125
DeSclafani, A	1	0	1.50	2	2	0	0	0	0	6.0	3	1	1	0	0	1	0	4	0	0	.143
Finnegan, B	0	0	6.75	5	0	0	1	0	0	4.0	4	3	3	2	0	1	0	4	0	0	.267
Garrett, A	0	0	1.80	5	0	0	0	0	0	5.0	2	1	1	1	0	0	0	8	0	0	.118
Gray, S	1	1	5.14	3	3	0	0	0	0	7.0	10	4	4	2	1	3	0	8	1	0	.333
Gutierrez, V	0	0	8.44	4	2	0	2	0	0	5.1	8	5	5	2	0	1	0	8	0	0	.348
Hendrix, R	0	0	6.00	3	0	0	1	0	0	3.0	5	6	2	0	0	3	0	6	0	0	.313
Iglesias, R	0	0	5.79	5	0	0	1	0	1	4.2	7	7	3	2	2	1	0	7	1	0	.350
Jones, N	0	0	2.25	4	0	0	0	0	0	4.0	3	1	1	0	0	1	0	4	0	0	.200
Kuhnel, J	1	0	1.35	6	0	0	0	0	0	6.2	4	1	1	0	0	1	0	5	1	0	.174
Lillie, R	0	0	10.80	2	0	0	0	0	0	1.2	3	2	2	1	0	0	0	2	1	0	.375
Lodolo, N	0	0	27.00	2	1	0	1	0	0	2.1	10	7	7	4	0	0	0	2	0	0	.588
Lorenzen, M	0	0	1.50	5	0	0	1	0	0	6.0	5	1	1	0	0	4	0	8	1	0	.238
Mahle, T	0	1	5.63	3	1	0	0	0	0	8.0	7	6	5	1	0	7	0	10	1	0	.219
Miley, W	0	1	17.18	2	2	0	0	0	0	3.2	6	7	7	2	0	4	0	5	0	0	.375
Nutof, R	0	0	0.00	2	0	0	1	0	0	1.1	0	0	0	0	0	1	0	2	0	0	.000
Pidich, M	0	0	0.00	3	0	0	0	0	0	1.2	1	0	0	0	0	0	0	1	0	0	.167
Pinto, J	0	0	0.00	1	0	0	0	0	0	0.1	0	0	0	0	0	0	0	1	0	0	.000
Powers, A	0	0	1.80	5	0	0	0	0	0	5.0	5	1	1	1	0	1	0	4	0	0	.263
Raley, B	0	0	4.50	5	0	0	0	0	0	6.0	6	3	3	1	1	2	0	7	0	0	.261
Reed, C	0	0	7.20	5	0	0	3	0	0	5.0	9	5	4	2	0	5	0	3	0	0	.391
Reyes, Je	0	0	0.00	1	0	0	0	0	0	1.1	1	1	0	0	0	0	0	2	0	0	.143
Rheault, D	0	0	0.00	1	0	0	0	0	0	0.2	1	0	0	0	0	1	0	0	1	0	.333
Romano, S	0	0	0.00	7	0	0	0	0	0	7.1	0	0	0	0	1	2	0	3	0	0	.000
Santillan, A	0	0	11.25	3	0	0	1	0	0	4.0	9	5	5	1	0	1	0	4	0	0	.450
Shafer, J	0	0	0.00	1	0	0	0	0	0	1.0	0	0	0	0	0	0	0	2	0	0	.000
Sims, L	0	2	7.94	5	0	0	0	0	0	5.2	6	5	5	0	0	2	0	6	1	0	.261
Smith, J	0	0	7.94	5	0	0	1	0	0	5.2	4	5	5	0	2	4	0	6	1	0	.211
Stephenson, R	1	0	1.59	6	0	0	1	0	1	5.2	5	1	1	0	0	4	0	7	0	0	.238
Strop, P	1	0	1.80	5	0	0	0	0	0	5.0	3	1	1	0	0	2	0	2	0	0	.176
Tazawa, J	0	0	0.00	1	0	0	0	0	0	1.0	1	0	0	0	0	0	0	1	0	0	.333
Thornburg, T	1	0	3.86	7	0	0	0	0	0	7.0	6	3	3	3	0	1	0	6	0	0	.222
Volstad, C	0	0	20.25	3	0	0	0	0	0	1.1	7	6	3	0	0	3	0	0	0	0	.538
Weickel, W	0	0	0.00	1	0	0	0	0	0	0.2	0	0	0	0	0	0	0	0	1	0	.000
Reds	9	8	4.74	21	21	0	21	1	5	186.0	190	112	98	30	12	72	0	189	13	0	.260
Opponents	8	9	5.33	21	21	0	21	0	3	184.0	179	119	109	32	21	90	0	198	19	1	.254

JULY: 2-5 (.204 avg, 4.79 era)

Player	AVG	G	AB	R	H	TB	2B	3B	HR	RBI	BB	IBB	SO	SB	CS	OBP	SLG	OPS
Akiyama, S	.211	7	19	1	4	5	1	0	0	1	2	0	3	1	0	.286	.263	.549
Aquino, A	.143	3	7	1	1	2	1	0	0	1	1	0	3	0	0	.250	.286	.536
Barnhart, T	.333	2	6	0	2	2	0	0	0	2	1	0	2	0	0	.429	.333	.762
Casali, C	.214	5	14	2	3	9	0	0	2	2	3	0	4	0	0	.389	.643	1.032
Castellanos, N.375	7	24	6	9	18	3	0	2	8	3	0	7	0	2	464	.750	1.214	
Colón, C	.000	3	3	0	0	0	0	0	0	0	0	0	1	0	0	.000	.000	.000
Davidson, M	.000	2	3	0	0	0	0	0	0	0	0	0	1	0	0	.000	.000	.000
Ervin, P	.100	5	10	2	1	1	0	0	0	0	3	0	3	0	0	.308	.100	.408
Farmer, K	.000	2	5	0	0	0	0	0	0	0	0	0	2	0	0	.000	.000	.000
Galvis, F	.208	7	24	5	5	12	1	0	2	5	3	0	4	0	0	.321	.500	.821
Jankowski, T	.000	3	2	3	0	0	0	0	0	0	1	0	1	1	0	.333	.000	.333
Lorenzen, M	.000	1	0	0	0	0	0	0	0	0	0	0	0	0	0	.000	.000	.000
Moustakas, M.357	4	14	3	5	11	0	0	2	6	2	0	3	0	0	438	.786	1.223	
Senzel, N	.214	4	14	3	3	8	2	0	1	3	1	0	2	1	0	.267	.571	.838
Stephenson, T1.000	1	2	2	2	5	0	0	1	2	1	0	0	0	0	1000	2.500	3.500	
Suárez, E	.080	7	25	2	2	3	1	0	0	2	5	0	9	0	0	.258	.120	.378
VanMeter, J	.000	5	9	1	0	0	0	0	0	0	2	0	3	1	0	.250	.000	.250
Votto, J	.259	7	27	6	7	13	0	0	2	5	5	1	1	0	0	.375	.481	.856
Winker, J	.118	7	17	2	2	2	0	0	0	1	3	0	6	0	0	.318	.118	.436
Reds	.204	7	225	39	46	91	9	0	12	38	36	1	55	4	2	.332	.404	.736
Opponents	.234	7	239	40	56	104	13	1	11	38	19	0	93	2	0	.307	.435	.742

PITCHER	W	L	ERA	G	GS	CG	GF	SHO	SV	IP	H	R	ER	HR	HB	BB	IBB	SO	OPP		
																			WP	BK	AVG
Antone, T	0	0	2.08	1	0	0	0	0	0	4.1	1	1	1	1	1	1	0	5	0	0	.067
Bauer, T	0	0	1.42	1	1	0	0	0	0	6.1	2	1	1	1	0	1	0	13	0	0	.095
Castillo, L	0	1	4.50	2	2	0	0	0	0	12.0	14	6	6	0	0	2	0	17	0	0	.292
Garrett, A	0	0	3.00	3	0	0	0	0	0	3.0	1	1	1	1	0	1	0	5	0	0	.100
Gray, S	2	0	0.71	2	2	0	0	0	0	12.2	4	3	1	1	1	3	0	20	1	0	.098
Iglesias, R	0	1	13.50	2	0	0	2	0	0	2.0	5	4	3	1	0	0	0	4	0	0	.417
Jones, N	0	0	3.00	3	0	0	0	0	0	3.0	2	1	1	1	0	0	0	4	1	0	.182
Lorenzen, M	0	1	16.88	3	0	0	2	0	0	2.2	4	5	5	3	0	1	0	3	0	1	.333
Mahle, T	0	0	4.50	1	1	0	0	0	0	4.0	6	2	2	0	0	1	0	4	0	0	.353
Miley, W	0	1	27.00	1	1	0	0	0	0	1.2	4	6	5	0	2	2	0	3	0	0	.444
Raley, B	0	0	12.00	3	0	0	1	0	0	3.0	5	4	4	0	3	2	0	5	0	0	.357
Reed, C	0	1	18.00	2	0	0	1	0	0	2.0	5	4	4	1	0	2	0	2	0	0	.455
Sims, L	0	0	0.00	3	0	0	1	0	0	3.1	1	0	0	0	0	1	0	5	0	0	.091
Stephenson, R	0	0	54.00	1	0	0	0	0	0	0.1	2	2	2	1	0	0	0	1	0	0	.667
Strop, P	0	0	0.00	2	0	0	0	0	0	1.2	0	0	0	0	0	2	0	2	1	0	.000
Reds	2	5	4.79	7	7	0	7	0	0	62.0	56	40	33	11	7	19	0	93	3	1	.234

AUGUST: 13-15 (.219 avg, 4.02 era)

Player	AVG	G	AB	R	H	TB	2B	3B	HR	RBI	BB	IBB	SO	SB	CS	OBP	SLG	OPS
Akiyama, S	.192	24	73	4	14	18	2	1	0	2	8	0	19	1	0	.280	.247	.527
Aquino, A	.333	4	6	0	2	2	0	0	0	2	1	0	3	1	0	.429	.333	.762
Barnhart, T	.164	19	55	3	9	14	2	0	1	4	5	0	17	0	0	.233	.255	.488
Casali, C	.200	12	30	5	6	16	1	0	3	4	4	0	10	0	0	.333	.533	.867
Castellanos, N.225	28	102	19	23	54	5	1	8	16	11	0	31	0	0	.310	.529	.840	
Colón, C	.150	8	20	3	3	4	1	0	0	2	1	0	2	1	0	.190	.200	.390
Davidson, M	.233	13	30	3	7	17	1	0	3	11	3	0	8	0	0	.303	.567	.870
Ervin, P	.080	14	25	3	2	2	0	0	0	0	3	0	5	1	0	.207	.080	.287
Farmer, K	.308	15	39	2	12	15	3	0	0	4	2	0	7	1	0	.357	.385	.742
Galvis, F	.214	23	70	9	15	29	2	0	4	6	5	0	14	0	1	.286	.414	.700
Garcia, J	.231	4	13	1	3	3	0	0	0	0	1	0	6	1	1	.286	.231	.516
Jankowski, T	.077	13	13	0	1	1	0	0	0	0	1	0	6	1	1	.143	.077	.220
Lorenzen, M	.000	1	0	0	0	0	0	0	0	0	0	0	0	0	0	.000	.000	.000
Moustakas, M.196	17	51	2	10	11	1	0	0	4	6	0	18	0	0	.300	.216	.516	
Payton, M	.167	8	18	0	3	4	1	0	0	0	2	0	5	1	0	.250	.222	.472
Senzel, N	.258	10	31	4	8	14	3	0	1	5	5	0	8	1	1	.351	.452	.803
Suárez, E	.213	27	94	15	20	46	2	0	8	17	14	1	27	2	0	.315	.489	.804
VanMeter, J	.080	9	25	2	2	6	1	0	1	1	1	0	13	0	0	.115	.240	.355
Votto, J	.213	22	75	9	16	29	4	0	3	5	13	0	15	0	0	.330	.387	.716
Winker, J	.369	28	84	17	31	67	6	0	10	16	12	0	23	1	0	.459	.798	1.257
Reds	.219	28	854	101	187	352	35	2	42	99	98	1	237	12	4	.308	.412	.720
Opponents	.203	28	841	115	171	306	24	3	35	107	113	4	274	17	5	.305	.364	.669

PITCHER																			OPP		
	W	L	ERA	G	GS	CG	GF	SHO	SV	IP	H	R	ER	HR	HB	BB	IBB	SO	WP	BK	AVG
Antone, T	0	1	2.81	6	2	0	1	0	0	16.0	7	5	5	2	0	8	0	22	1	0	.132
Bauer, T	3	2	2.27	5	5	2	0	2	0	31.2	17	8	8	5	2	10	1	41	1	0	.153
Biddle, J	0	0	0.00	1	0	0	0	0	0	0.2	1	0	0	0	0	1	0	1	0	0	.333
Castillo, L	0	4	3.91	5	5	0	0	0	0	25.1	26	17	11	4	1	13	0	35	0	0	.255
Davidson, M	0	0	0.00	2	0	0	2	0	0	1.1	1	0	0	0	0	1	0	1	0	0	.200
De León, J	0	0	27.00	3	0	0	1	0	0	4.0	5	12	12	1	0	8	2	8	0	0	.294
DeSclafani, A	1	2	7.71	5	5	0	0	0	0	21.0	24	18	18	4	2	11	0	14	0	0	.282
Garrett, A	0	0	2.25	9	0	0	0	0	0	8.0	3	2	2	1	0	2	0	12	0	0	.120
Gray, S	3	1	2.48	5	5	0	0	0	0	29.0	23	9	8	2	1	12	0	35	3	0	.211
Iglesias, R	1	1	3.52	8	0	0	6	0	4	7.2	2	3	3	0	1	1	0	11	0	1	.080
Jones, N	0	1	6.23	11	0	0	4	0	0	8.2	12	6	6	3	1	4	0	10	1	0	.343
Kuhnel, J	1	0	6.00	3	0	0	1	0	0	3.0	4	2	2	2	0	0	0	3	0	0	.308
Lorenzen, M	1	0	3.07	9	0	0	0	0	0	14.2	12	6	5	0	0	8	1	12	1	0	.222
Mahle, T	1	1	3.79	4	3	0	0	0	0	19.0	10	8	8	4	2	9	0	28	2	1	.152
Miley, W	0	2	3.38	3	3	0	0	0	0	10.2	10	4	4	1	0	6	0	8	0	1	.244
Raley, B CIN	0	0	0.00	1	0	0	1	0	0	1.0	0	0	0	0	0	0	0	1	0	0	.000
Raley, B HOU	0	0	6.14	7	0	0	1	0	0	7.1	5	5	5	3	0	3	0	10	0	0	.185
Raley, B TOT	0	0	5.40	8	0	0	0	0	0	8.1	5	5	5	3	0	3	0	11	0	0	.167
Reed, C	0	0	2.45	7	0	0	3	0	0	7.1	5	2	2	1	1	6	0	8	1	0	.192
Sims, L	2	0	0.93	8	0	0	3	0	0	9.2	2	4	1	1	1	5	0	13	0	0	.065
Stephenson, R	0	0	11.25	4	0	0	2	0	0	4.0	5	5	5	4	0	1	0	5	0	0	.294
Strop, P	0	0	13.50	2	0	0	0	0	0	0.2	1	3	1	0	0	4	0	1	0	0	.250
Thornburg, T	0	0	1.80	5	0	0	2	0	0	5.0	1	1	1	0	0	3	0	5	1	0	.063
Reds	13	15	4.02	28	28	2	26	2	4	228.1	171	115	102	35	12	113	4	274	11	3	.203

SEPTEMBER: 16-9 (.206 avg, 3.37 era)

Player	AVG	G	AB	R	H	TB	2B	3B	HR	RBI	BB	IBB	SO	SB	CS	OBP	SLG	OPS
Akiyama, S	.317	23	63	11	20	23	3	0	0	6	15	0	12	5	3	.456	.365	.821
Aquino, A	.147	16	34	6	5	11	0	0	2	5	4	0	12	0	0	.293	.324	.616
Barnhart, T	.243	17	37	7	9	22	1	0	4	7	6	0	9	0	0	.349	.595	.943
Casali, C	.250	14	32	3	8	13	2	0	1	2	7	0	15	1	0	.385	.406	.791
Castellanos, N.	.185	25	92	12	17	34	3	1	4	10	5	1	31	0	0	.235	.370	.604
Davidson, M.	.000	5	10	0	0	0	0	0	0	0	1	0	4	0	0	.091	.000	.091
Farmer, K	.250	15	20	2	5	5	0	0	0	0	3	0	4	0	0	.348	.250	.598
Galvis, F	.234	17	47	4	11	16	2	0	1	5	5	0	12	1	0	.333	.340	.674
Garcia, J	.185	20	54	3	10	10	0	0	0	2	0	0	20	0	0	.185	.185	.370
Goodwin, B	.163	20	49	5	8	16	2	0	2	5	5	0	19	4	0	.236	.327	.563
Iglesias, R	.000	1	0	0	0	0	0	0	0	0	0	0	0	0	0	.000	.000	.000
Lorenzen, M.	.000	4	0	2	0	0	0	0	0	0	0	0	0	0	0	1.000	.000	1.000
Moustakas, M.	.230	23	74	8	17	43	8	0	6	17	10	1	15	1	0	.333	.581	.914
Senzel, N	.080	9	25	1	2	3	1	0	0	0	0	0	5	0	0	.080	.120	.200
Stephenson, T.	.200	7	15	2	3	6	0	0	1	4	1	0	9	0	0	.294	.400	.694
Suárez, E	.228	23	79	12	18	44	5	0	7	19	11	0	31	0	0	.326	.557	.883
Votto, J	.226	25	84	17	19	41	4	0	6	12	19	0	27	0	0	.369	.488	.857
Winker, J	.104	19	48	8	5	12	1	0	2	6	13	0	17	0	0	.302	.250	.552
Reds	.206	25	763	103	157	299	32	1	36	100	105	2	242	12	3	.311	.392	.703
Opponents	.221	25	787	88	174	289	40	6	21	83	81	2	248	4	6	.299	.367	.667

OPP

PITCHER	W	L	ERA	G	GS	CG	GF	SHO	SV	IP	H	R	ER	HR	HB	BB	IBB	SO	WP	BK	AVG
Antone, T	0	2	3.00	6	2	0	0	0	0	15.0	12	5	5	1	1	7	0	18	1	0	.226
Bauer, T	2	2	1.29	5	5	0	0	0	0	35.0	22	8	5	3	1	6	0	46	2	0	.175
Bradley, A	1	0	1.17	6	0	0	1	0	0	7.2	4	1	1	1	0	0	0	6	0	0	.143
Castillo, L	4	1	2.20	5	5	1	0	0	0	32.2	22	8	8	1	0	9	0	37	1	0	.190
Davidson, M	0	0	9.00	1	0	0	1	0	0	2.0	3	2	2	1	0	1	0	0	0	0	.375
De León, J	0	0	0.00	2	0	0	1	0	0	2.0	1	0	0	0	0	3	0	2	0	0	.143
DeSclafani, A	0	0	6.39	4	2	0	1	0	0	12.2	17	9	9	3	1	5	0	11	1	0	.333
Garrett, A	1	0	2.45	9	0	0	1	0	1	7.1	6	2	2	2	0	4	0	9	0	0	.222
Gray, S	0	2	8.79	4	4	0	0	0	0	14.1	15	14	14	1	0	11	0	17	3	1	.263
Iglesias, R	3	1	0.68	12	0	0	9	0	4	13.1	9	4	1	0	0	4	1	16	0	0	.196
Jones, N	0	0	7.71	7	0	0	4	0	0	7.0	11	6	6	1	1	2	1	9	0	0	.355
Lorenzen, M	2	0	3.31	6	2	0	0	0	0	16.1	14	6	6	0	1	8	0	20	1	0	.230
Mahle, T	1	1	3.28	5	5	0	0	0	0	24.2	18	11	9	2	2	11	0	28	0	0	.202
Miley, W	0	0	0.00	2	0	0	2	0	0	2.0	1	0	0	0	0	1	0	1	0	0	.167
Romano, S	1	0	0.00	2	0	0	1	0	0	1.1	0	0	0	0	0	0	0	0	0	0	.000
Sims, L	1	0	4.26	9	0	0	1	0	0	12.2	10	6	6	2	2	5	0	16	0	0	.213
Stephenson, R	0	0	6.35	5	0	0	2	0	0	5.2	4	4	4	3	1	2	0	7	0	0	.211
Thornburg, T	0	0	9.00	2	0	0	0	0	0	2.0	5	2	2	0	0	2	0	5	0	0	.455
Reds	16	9	3.37	25	25	1	24	0	5	213.2	174	88	80	21	10	81	2	248	9	1	.221

2021 NOTES



Reds vs Lefthanders

Player	AVG	PA	AB	R	H	TB	2B	3B	HR	RBI	BB	IBB	SO	SB	CS	OBP	SLG	OPS
Player	AVG	PA	AB	R	H	TB	2B	3B	HR	RBI	BB	IBB	SO	SB	CS	OBP	SLG	OPS
Akiyama, S	.190	23	21	1	4	5	1	0	0	0	1	0	7	0	0	.261	.238	.499
Aquino, A	.190	25	21	4	4	7	0	0	1	4	1	0	9	1	0	.320	.333	.653
Barnhart, T	.053	22	19	1	1	2	1	0	0	2	3	0	7	0	0	.182	.105	.287
Casali, C	.290	36	31	4	9	19	1	0	3	3	4	0	10	0	0	.389	.613	1.002
Castellanos, N	.235	54	51	10	12	25	2	1	3	10	2	1	10	0	1	.278	.490	.768
Colón, C	.200	11	10	3	2	3	1	0	0	0	1	0	1	1	0	.273	.300	.573
Davidson, M	.214	31	28	3	6	16	1	0	3	10	3	0	9	0	0	.290	.571	.862
Ervin, P CIN	.095	25	21	3	2	2	0	0	0	0	3	0	1	0	0	.240	.095	.335
Ervin, P SEA	.150	25	20	2	3	3	0	0	0	2	5	0	8	0	0	.320	.150	.470
Ervin, P TOT	.122	50	41	5	5	5	0	0	0	2	8	0	9	0	0	.280	.122	.402
Farmer, K	.400	26	25	1	10	12	2	0	0	3	1	0	2	0	0	.423	.480	.903
Galvis, F	.229	37	35	4	8	15	1	0	2	4	2	0	8	0	0	.270	.429	.699
Garcia, J	.300	20	20	1	6	6	0	0	0	2	0	0	3	0	0	.300	.300	.600
Goodwin, B CIN	.000	14	13	2	0	0	0	0	0	0	1	0	5	0	0	.071	.000	.071
Goodwin, B LAA	.240	27	25	3	6	13	1	0	2	2	1	0	9	0	0	.296	.520	.816
Goodwin, B TOT	.158	41	38	5	6	13	1	0	2	2	2	0	14	0	0	.220	.342	.562
Jankowski, T	.000	3	3	0	0	0	0	0	0	0	0	0	1	0	1	1.000	.000	.000
Moustakas, M	.214	47	42	4	9	15	3	0	1	7	4	0	10	1	0	.298	.357	.655
Payton, M	.000	1	1	0	0	0	0	0	0	0	0	0	1	0	0	.000	.000	.000
Senzel, N	.074	30	27	1	2	6	1	0	1	2	2	0	4	0	0	.133	.222	.356
Stephenson, T	.111	10	9	2	1	4	0	0	1	2	0	0	6	0	0	.200	.444	.644
Suárez, E	.176	60	51	9	9	24	3	0	4	10	7	0	16	1	0	.283	.471	.754
VanMeter, J ARI	.250	10	8	1	2	3	1	0	0	0	2	0	3	0	0	.400	.375	.775
VanMeter, J CIN	.000	4	3	0	0	0	0	0	0	0	0	0	3	0	0	.250	.000	.250
VanMeter, J TOT	.182	14	11	1	2	3	1	0	0	0	2	0	6	0	0	.357	.273	.630
Votto, J	.178	58	45	8	8	14	0	0	2	2	13	0	13	0	0	.362	.311	.673
Winker, J	.265	41	34	5	9	17	2	0	2	4	4	0	13	0	0	.390	.500	.890
Totals	.200	578	510	66	102	192	19	1	23	65	52	1	139	4	2	.291	.376	.667

PITCHER	AVG	AB	H	HR	HB	BB	SO
Antone, T	.210	62	13	7	3	10	18
Bauer, T	.170	135	23	12	8	10	55
Biddle, J	.000	1	0	0	0	0	0
Bradley, A ARI	.286	21	6	2	0	1	7
Bradley, A CIN	.000	13	0	0	0	0	1
Bradley, A TOT	.176	34	6	2	0	1	8
Castillo, L	.244	135	33	20	4	17	41
Davidson, M	.167	6	1	2	1	1	1
De León, J	.250	12	3	6	1	6	3
DeSclafani, A	.333	81	27	16	4	11	13
Garrett, A	.043	23	1	0	0	5	12
Gray, S	.202	119	24	16	2	16	37
Iglesias, R	.237	38	9	5	0	1	13
Jones, N	.273	33	9	5	3	3	11
Kuhnel, J	.250	8	2	1	1	0	2
Lorenzen, M	.250	68	17	5	0	7	16
Mahle, T	.176	85	15	8	3	13	25
Miley, W	.067	15	1	1	0	1	3
Raley, B CIN	.000	2	0	0	0	0	1
Raley, B HOU	.129	31	4	4	1	2	13
Raley, B TOT	.121	33	4	4	1	2	14
Reed, C CIN	.333	9	3	1	0	4	2
Reed, C TB	.000	1	0	0	0	0	1
Reed, C TOT	.300	10	3	1	0	4	3
Romano, S	.000	2	0	0	0	0	0
Sims, L	.106	47	5	8	3	4	24
Stephenson, R	.263	19	5	5	4	1	5
Strop, P	.333	3	1	3	0	3	0
Thornburg, T	.235	17	4	1	0	3	6
Totals	.210	933	196	122	37	116	289

Reds vs Righthanders

Player	AVG	PA	AB	R	H	TB	2B	3B	HR	RBI	BB	IBB	SO	SB	CS	OBP	SLG	OPS
Akiyama, S	.254	160	134	15	34	41	5	1	0	9	24	0	27	7	3	.371	.306	.677
Aquino, A	.154	31	26	3	4	8	1	0	1	4	5	0	9	0	0	.290	.308	.598
Barnhart, T	.241	88	79	9	19	36	2	0	5	11	9	0	21	0	0	.318	.456	.774
Casali, C	.178	57	45	6	8	19	2	0	3	5	10	0	19	1	0	.351	.422	.773
Castellanos, N	.222	188	167	27	37	81	9	1	11	24	17	0	59	0	1	.303	.485	.788
Colón, C	.077	13	13	0	1	1	0	0	0	2	0	0	2	0	0	.077	.077	.154
Davidson, M	.067	16	15	0	1	1	0	0	0	1	1	0	4	0	0	.125	.067	.192
Ervin, P CIN	.071	17	14	2	1	1	0	0	0	0	3	0	7	1	0	.235	.071	.307
Ervin, P SEA	.263	22	19	3	5	8	3	0	0	2	3	0	6	0	0	.364	.421	.785
Ervin, P TOT	.182	39	33	5	6	9	3	0	0	2	6	0	13	1	0	.308	.273	.580
Farmer, K	.179	44	39	3	7	8	1	0	0	1	4	0	11	1	0	.273	.205	.478
Galvis, F	.217	122	106	14	23	42	4	0	5	12	11	0	22	1	1	.320	.396	.716
Garcia, J	.149	48	47	3	7	7	0	0	0	0	1	0	23	1	1	.167	.149	.316
Goodwin, B CIN	.222	41	36	3	8	16	2	0	2	5	4	0	14	4	0	.293	.444	.737
Goodwin, B LAA	.243	82	70	9	17	31	6	1	2	15	11	1	26	1	0	.341	.443	.784
Goodwin, B TOT	.236	123	106	12	25	47	8	1	4	20	15	1	40	5	0	.325	.443	.769
Jankowski, T	.083	14	12	3	1	1	0	0	0	0	2	0	6	2	0	.214	.083	.298
Lorenzen, M	.000	1	0	2	0	0	0	0	0	0	0	0	0	0	0	1.000	.000	1.000
Moustakas, M	.237	116	97	9	23	50	6	0	7	20	14	1	26	0	0	.345	.515	.860
Payton, M	.176	19	17	0	3	4	1	0	0	0	2	0	4	1	0	.263	.235	.498
Senzel, N	.256	48	43	7	11	19	5	0	1	6	4	0	11	2	1	.319	.442	.761
Stephenson, T	.500	10	8	2	4	7	0	0	1	4	2	0	3	0	0	.600	.875	1.475
Suárez, E	.211	171	147	20	31	69	5	0	11	28	23	1	51	1	0	.322	.469	.791
VanMeter, J ARI	.179	31	28	5	5	9	1	0	1	5	2	0	5	0	0	.258	.321	.580
VanMeter, J CIN	.065	34	31	3	2	6	1	0	1	1	3	0	13	1	0	.147	.194	.341
VanMeter, J TOT	.119	65	59	8	7	15	2	0	2	6	5	0	18	1	0	.200	.254	.454
Votto, J	.241	165	141	24	34	69	8	0	9	20	24	1	30	0	0	.352	.489	.841
Winker, J	.252	142	115	22	29	64	5	0	10	19	24	0	33	1	0	.387	.557	.944
Reds	.216	1545	1332	177	288	550	57	2	67	172	187	3	395	24	7	.320	.413	.733

PITCHER	AVG	AB	H	HR	HB	BB	SO
Antone, T	.119	59	7	4	1	6	27
Bauer, T	.146	123	18	5	1	7	45
Biddle, J	.500	2	1	0	0	1	1
Bradley, A ARI	.350	20	7	3	0	2	5
Bradley, A CIN	.267	15	4	1	1	0	5
Bradley, A TOT	.314	35	11	4	1	2	10
Castillo, L	.221	131	29	11	1	7	48
Davidson, M	.429	7	3	0	0	1	0
De León, J	.250	12	3	6	0	5	7
DeSclafani, A	.255	55	14	11	3	5	12
Garrett, A	.231	39	9	5	4	2	14
Gray, S	.205	88	18	10	2	10	35
Iglesias, R	.156	45	7	6	1	4	18
Jones, N	.364	44	16	8	2	3	12
Kuhnel, J	.400	5	2	1	1	0	1
Lorenzen, M	.220	59	13	12	3	10	19
Mahle, T	.218	87	19	13	3	8	35
Miley, W	.341	41	14	9	1	8	9
Raley, B CIN	.333	15	5	4	0	2	5
Raley, B HOU	.160	25	4	4	2	2	8
Raley, B TOT	.225	40	9	8	2	4	13
Reed, C CIN	.250	28	7	5	2	4	8
Reed, C TB	.125	8	1	0	0	0	1
Reed, C TOT	.222	36	8	5	2	4	9
Romano, S	.000	2	0	0	0	0	0
Sims, L	.190	42	8	2	0	7	10
Stephenson, R	.300	20	6	6	4	2	8
Strop, P	.000	5	0	0	0	3	3
Thornburg, T	.200	10	2	2	0	2	4
Totals	.219	934	205	121	30	97	326

Reds At Home

Player	AVG	G	AB	R	H	TB	2B	3B	HR	RBI	BB	IBB	SO	SB	CS	OBP	SLG	OPS
Akiyama, S	.230	26	74	9	17	19	2	0	0	4	15	0	15	3	2	.367	.257	.623
Aquino, A	.152	14	33	3	5	9	1	0	1	5	4	0	12	0	0	.243	.273	.516
Barnhart, T	.189	19	53	7	10	24	2	0	4	9	3	0	17	0	0	.232	.453	.685
Casali, C	.314	15	35	6	11	25	2	0	4	5	8	0	11	1	0	.455	.714	1.169
Castellanos, N	.229	29	105	18	24	53	6	1	7	17	10	1	37	0	2	.308	.505	.812
Colón, C	.000	6	11	1	0	0	0	0	0	0	0	0	1	0	0	.000	.000	.000
Davidson, M	.154	6	13	1	2	5	0	0	1	3	2	0	5	0	0	.267	.385	.651
Ervin, P CIN	.167	7	12	2	2	2	0	0	0	0	3	0	3	0	0	.333	.167	.500
Ervin, P SEA	.188	7	16	1	3	4	1	0	0	1	2	0	3	0	0	.278	.250	.528
Ervin, P TOT	.179	14	28	3	5	6	1	0	0	1	5	0	6	0	0	.303	.214	.517
Farmer, K	.167	14	24	2	4	5	1	0	0	2	2	0	5	1	0	.259	.208	.468
Galvis, F	.262	22	65	12	17	35	3	0	5	10	6	0	15	0	0	.351	.538	.890
Garcia, J	.200	12	35	2	7	7	0	0	0	0	0	0	15	0	1	.200	.200	.400
Goodwin, B CIN	.095	9	21	2	2	6	1	0	1	3	2	0	10	0	0	.167	.286	.452
Goodwin, B LAA	.319	15	47	8	15	35	6	1	4	10	4	0	14	0	0	.385	.745	1.129
Goodwin, B TOT	.250	24	68	10	17	41	7	1	5	13	6	0	24	0	0	.316	.603	.919
Jankowski, T	.000	6	3	3	0	0	0	0	0	0	1	0	2	1	0	.250	.000	.250
Lorenzen, M	.000	5	0	1	0	0	0	0	0	0	0	0	0	0	0	1.000	.000	1.000
Moustakas, M	.236	22	72	6	17	34	5	0	4	15	10	0	19	1	0	.337	.472	.810
Payton, M	.125	3	8	0	1	1	0	0	0	0	1	0	3	0	0	.222	.125	.347
Senzel, N	.174	14	46	5	8	17	3	0	2	6	4	0	7	2	1	.240	.370	.610
Stephenson, T	.333	5	9	3	3	9	0	0	2	4	1	0	5	0	0	.455	1.000	1.455
Suárez, E	.172	26	87	13	15	34	4	0	5	16	16	1	35	0	0	.314	.391	.705
VanMeter, J ARI	.263	7	19	4	5	10	2	0	1	4	2	0	3	0	0	.364	.526	.890
VanMeter, J CIN	.100	9	20	3	2	6	1	0	1	1	3	0	7	1	0	.250	.300	.550
VanMeter, J TOT	.179	16	39	7	7	16	3	0	2	5	5	0	10	1	0	.304	.410	.715
Votto, J	.333	28	93	21	31	65	4	0	10	18	22	1	18	0	0	.461	.699	1.160
Winker, J	.253	26	75	15	19	45	2	0	8	13	9	0	24	1	0	.356	.600	.956
Reds	.220	29	894	135	197	401	37	1	55	131	122	3	266	11	6	.325	.449	.774

PITCHER																				OPP		
	W	L	ERA	G	GS	CG	GF	SHO	SV	IP	H	R	ER	HR	HB	BB	IBB	SO	WP	BK	AVG	
Antone, T	0	1	4.02	6	1	0	0	0	0	15.2	8	7	7	3	1	5	0	20	0	0	.145	
Bauer, T	1	2	2.18	5	5	0	0	0	0	33.0	19	8	8	6	0	7	0	47	1	0	.161	
Bradley, A ARI	0	0	7.20	5	0	0	4	0	3	5.0	9	4	4	0	1	2	0	5	0	0	.409	
Bradley, A CIN	0	0	1.93	4	0	0	0	0	0	4.2	4	1	1	1	0	0	0	5	0	0	.222	
Bradley, A TOT	0	0	4.66	9	0	0	0	0	3	9.2	13	5	5	1	1	2	0	10	0	0	.325	
Castillo, L	2	1	2.05	5	5	0	0	0	0	30.2	25	9	7	4	1	8	0	42	0	0	.217	
Davidson, M	0	0	7.71	2	0	0	2	0	0	2.1	3	2	2	1	0	2	0	0	0	0	.333	
De León, J	0	0	15.43	3	0	0	1	0	0	2.1	1	4	4	1	0	6	1	5	0	0	.125	
DeSclafani, A	0	2	15.88	4	3	0	1	0	0	11.1	23	20	20	6	2	7	0	11	0	0	.418	
Garrett, A	0	0	2.70	11	0	0	1	0	1	10.0	5	3	3	2	0	6	0	12	0	0	.156	
Gray, S	4	1	2.90	6	6	0	0	0	0	31.0	20	13	10	4	1	10	0	47	3	0	.180	
Iglesias, R	2	1	1.86	10	0	0	7	0	3	9.2	6	3	2	1	0	3	1	12	0	0	.182	
Jones, N	0	1	5.25	13	0	0	5	0	0	12.0	11	7	7	3	2	5	0	16	1	0	.250	
Kuhnel, J	1	0	0.00	2	0	0	1	0	0	2.0	2	0	0	0	0	0	0	2	0	0	.250	
Lorenzen, M	1	1	3.32	9	2	0	2	0	0	21.2	15	9	8	3	1	5	1	26	1	1	.190	
Mahle, T	2	0	3.03	6	5	0	0	0	0	32.2	19	11	11	5	3	12	0	38	2	0	.168	
Miley, W	0	2	12.46	3	2	0	1	0	0	4.1	7	7	6	0	2	4	0	5	0	0	.350	
Raley, B CIN	0	0	12.00	3	0	0	1	0	0	3.0	5	4	4	0	3	2	0	5	0	0	.357	
Raley, B HOU	0	0	2.16	9	0	0	2	0	1	8.1	2	2	2	2	2	0	2	11	0	0	.074	
Raley, B TOT	0	0	4.76	12	0	0	0	0	1	11.1	7	6	6	2	3	4	0	16	0	0	.171	
Reed, C CIN	0	1	6.35	4	0	0	2	0	0	5.2	6	4	4	1	1	3	0	6	0	0	.261	
Reed, C TB	0	0	0.00	1	0	0	0	0	0	0.2	0	0	0	0	0	0	0	0	0	0	.000	
Reed, C TOT	0	1	5.68	5	0	0	0	0	0	6.1	6	4	4	1	1	3	0	6	0	0	.240	
Romano, S	1	0	0.00	2	0	0	1	0	0	1.1	0	0	0	0	0	0	0	0	0	0	.000	
Sims, L	2	0	2.31	9	0	0	3	0	0	11.2	9	3	3	1	0	5	0	16	0	0	.205	
Stephenson, R	0	0	24.55	4	0	0	0	0	0	3.2	10	10	10	8	0	1	0	6	0	0	.476	
Strop, P	0	0	0.00	3	0	0	0	0	0	2.1	1	2	0	0	0	4	0	3	1	0	.125	
Thornburg, T	0	0	9.00	3	0	0	1	0	0	3.0	4	3	3	0	0	3	0	5	1	0	.308	
Reds	16	13	4.25	29	29	0	29	0	4	254.0	203	130	120	50	17	98	3	329	10	1	.215	

Reds On The Road

Player	AVG	G	AB	R	H	TB	2B	3B	HR	RBI	BB	IBB	SO	SB	CS	OBP	SLG	OPS
Akiyama, S	.259	28	81	7	21	27	4	1	0	5	10	0	19	4	1	.348	.333	.681
Aquino, A	.214	9	14	4	3	6	0	0	1	3	2	0	6	1	0	.421	.429	.850
Barnhart, T	.222	19	45	3	10	14	1	0	1	4	9	0	11	0	0	.352	.311	.663
Casali, C	.146	16	41	4	6	13	1	0	2	3	6	0	18	0	0	.286	.317	.603
Castellanos, N	.221	31	113	19	25	53	5	1	7	17	9	0	32	0	0	.288	.469	.757
Colón, C	.250	5	12	2	3	4	1	0	0	2	1	0	2	1	0	.308	.333	.641
Davidson, M	.167	14	30	2	5	12	1	0	2	8	2	0	8	0	0	.219	.400	.619
Ervin, P CIN	.043	12	23	3	1	1	0	0	0	0	3	0	5	1	0	.185	.043	.229
Ervin, P SEA	.217	11	23	4	5	7	2	0	0	3	6	0	11	0	0	.379	.304	.684
Ervin, P TOT	.130	23	46	7	6	8	2	0	0	3	9	0	16	1	0	.286	.174	.460
Farmer, K	.325	18	40	2	13	15	2	0	0	2	3	0	8	0	0	.372	.375	.747
Galvis, F	.184	25	76	6	14	22	2	0	2	6	7	0	15	1	1	.271	.289	.560
Garcia, J	.188	12	32	2	6	6	0	0	0	2	1	0	11	1	0	.212	.188	.400
Goodwin, B CIN	.214	11	28	3	6	10	1	0	1	2	3	0	9	4	0	.290	.357	.648
Goodwin, B LAA	.167	15	48	4	8	9	1	0	0	7	8	1	21	1	0	.281	.188	.468
Goodwin, B TOT	.184	26	76	7	14	19	2	0	1	9	11	1	30	5	0	.284	.250	.534
Iglesias, R	.000	1	0	0	0	0	0	0	0	0	0	0	0	0	0	.000	.000	.000
Jankowski, T	.083	10	12	0	1	1	0	0	0	0	1	0	5	1	1	.154	.083	.237
Lorenzen, M	.000	1	0	1	0	0	0	0	0	0	0	0	0	0	0	.000	.000	.000
Moustakas, M	.224	22	67	7	15	31	4	0	4	12	8	1	17	0	0	.325	.463	.788
Payton, M	.200	5	10	0	2	3	1	0	0	0	1	0	2	1	0	.273	.300	.573
Senzel, N	.208	9	24	3	5	8	3	0	0	2	2	0	8	0	0	.259	.333	.593
Stephenson, T	.250	3	8	1	2	2	0	0	0	2	1	0	4	0	0	.333	.250	.583
Suárez, E	.225	31	111	16	25	59	4	0	10	22	14	0	32	2	0	.310	.532	.841
VanMeter, J ARI	.118	5	17	2	2	2	0	0	0	1	2	0	5	0	0	.211	.118	.328
VanMeter, J CIN	.000	5	14	0	0	0	0	0	0	0	0	0	9	0	0	.000	.000	.000
VanMeter, J TOT	.065	10	31	2	2	2	0	0	0	1	2	0	14	0	0	.121	.065	.186
Votto, J	.118	26	93	11	11	18	4	0	1	4	15	0	25	0	0	.241	.194	.434
Winker, J	.257	28	74	12	19	36	5	0	4	10	19	0	22	0	0	.417	.486	.903
Reds	.204	31	948	108	193	341	39	2	35	106	117	1	268	17	3	.300	.360	.660

PITCHER	W	L	ERA	G	GS	CG	GF	SHO	SV	IP	H	R	ER	HR	HB	BB	IBB	SO	WP	BK	OPP	AVG
																					AVG	
Antone, T	0	2	1.83	7	3	0	1	0	0	19.2	12	4	4	1	1	11	0	25	2	0	.182	
Bauer, T	4	2	1.35	6	6	2	0	2	0	40.0	22	9	6	3	3	10	1	53	2	0	.157	
Biddle, J	0	0	0.00	1	0	0	0	0	0	0.2	1	0	0	0	0	1	0	1	0	0	.333	
Bradley, A ARI	1	0	1.59	5	0	0	5	0	3	5.2	4	1	1	0	0	1	0	7	0	0	.211	
Bradley, A CIN	1	0	0.00	2	0	0	1	0	0	3.0	0	0	0	0	0	0	0	1	0	0	.000	
Bradley, A TOT	2	0	1.04	7	0	0	0	0	3	8.2	4	1	1	0	0	1	0	8	0	0	.138	
Castillo, L	2	5	4.12	7	7	1	0	0	0	39.1	37	22	18	1	0	16	0	47	1	0	.245	
Davidson, M	0	0	0.00	1	0	0	1	0	0	1.0	1	0	0	0	0	0	0	1	0	0	.250	
De León, J	0	0	19.64	2	0	0	1	0	0	3.2	5	8	8	0	0	5	1	5	0	0	.313	
DeSclafani, A	1	0	2.82	5	4	0	0	0	0	22.1	18	7	7	1	1	9	0	14	1	0	.222	
Garrett, A	1	0	2.16	10	0	0	0	0	0	8.1	5	2	2	2	0	1	0	14	0	0	.167	
Gray, S	1	2	4.68	5	5	0	0	0	0	25.0	22	13	13	0	1	16	0	25	4	1	.229	
Iglesias, R	2	2	3.38	12	0	0	10	0	5	13.1	10	8	5	0	1	2	0	19	0	1	.200	
Jones, N	0	0	8.10	8	0	0	3	0	0	6.2	14	6	6	2	0	1	1	7	1	0	.424	
Kuhnel, J	0	0	18.00	1	0	0	0	0	0	1.0	2	2	2	2	0	0	0	1	0	0	.400	
Lorenzen, M	2	0	6.00	9	0	0	0	0	0	12.0	15	8	8	0	0	12	0	9	1	0	.313	
Mahle, T	0	2	4.80	4	4	0	0	0	0	15.0	15	10	8	1	1	9	0	22	0	1	.254	
Miley, W	0	1	2.70	3	2	0	1	0	0	10.0	8	3	3	1	0	5	0	7	0	1	.222	
Raley, B CIN	0	0	0.00	1	0	0	1	0	0	1.0	0	0	0	0	0	0	0	1	0	0	.000	
Raley, B HOU	0	1	5.87	8	0	0	3	0	0	7.2	6	6	5	1	1	2	0	10	0	0	.207	
Raley, B TOT	0	1	5.19	9	0	0	0	0	0	8.2	6	6	5	1	1	2	0	11	0	0	.188	
Reed, C CIN	0	0	4.91	5	0	0	2	0	0	3.2	4	2	2	1	0	5	0	4	1	0	.286	
Reed, C TB	0	0	0.00	1	0	0	1	0	0	2.0	1	0	0	0	0	0	0	2	0	0	.143	
Reed, C TOT	0	0	3.18	6	0	0	0	0	0	5.2	5	2	2	1	0	5	0	6	1	0	.238	
Sims, L	1	0	2.57	11	0	0	2	0	0	14.0	4	7	4	2	3	6	0	18	0	0	.089	
Stephenson, R	0	0	1.42	6	0	0	4	0	0	6.1	1	1	1	0	1	2	0	7	0	0	.056	
Strop, P	0	0	--	1	0	0	0	0	0	0.0	0	1	1	0	0	2	0	0	0	0	.000	
Thornburg, T	0	0	0.00	4	0	0	1	0	0	4.0	2	0	0	0	0	2	0	5	0	0	.143	
Reds	15	16	3.53	31	31	3	28	2	5	250.0	198	113	98	17	12	115	3	286	13	4	.215	

Reds During The Day

Player	AVG	G	AB	R	H	TB	2B	3B	HR	RBI	BB	IBB	SO	SB	CS	OBP	SLG	OPS
Akiyama, S	.348	9	23	2	8	10	2	0	0	1	3	0	9	2	0	.444	.435	.879
Aquino, A	.400	6	10	3	4	11	1	0	2	7	0	0	3	1	0	.455	1.100	1.555
Barnhart, T	.222	7	18	3	4	4	0	0	0	2	1	0	5	0	0	.263	.222	.485
Casali, C	.167	5	12	2	2	3	1	0	0	0	4	0	6	0	0	.412	.250	.662
Castellanos, N	.184	10	38	6	7	17	1	0	3	6	6	1	12	0	0	.295	.447	.743
Colón, C	.375	2	8	1	3	4	1	0	0	2	0	0	0	1	0	.375	.500	.875
Davidson, M	.167	4	6	0	1	1	0	0	0	1	1	0	1	0	0	.286	.167	.452
Ervin, P CIN	.000	4	8	0	0	0	0	0	0	0	1	0	2	0	0	.111	.000	.111
Ervin, P SEA	.167	8	18	4	3	4	1	0	0	2	5	0	8	0	0	.348	.222	.570
Ervin, P TOT	.115	12	26	4	3	4	1	0	0	2	6	0	10	0	0	.281	.154	.435
Farmer, K	.400	5	10	0	4	4	0	0	0	0	1	0	1	0	0	.455	.400	.854
Galvis, F	.250	8	24	3	6	9	3	0	0	3	4	0	4	1	0	.400	.375	.775
Garcia, J	.182	4	11	0	2	2	0	0	0	1	0	0	4	0	0	.182	.182	.364
Goodwin, B CIN	.200	3	5	3	1	4	0	0	1	1	4	0	4	1	0	.556	.800	1.356
Goodwin, B LAA	.255	14	47	6	12	18	3	0	1	8	7	1	15	0	0	.357	.383	.740
Goodwin, B TOT	.250	17	52	9	13	22	3	0	2	9	11	1	19	1	0	.385	.423	.808
Iglesias, R	.000	1	0	0	0	0	0	0	0	0	0	0	0	0	0	.000	.000	.000
Jankowski, T	.200	5	5	1	1	1	0	0	0	0	2	0	1	0	1	.429	.200	.629
Lorenzen, M	.000	2	0	1	0	0	0	0	0	0	0	0	0	0	0	.000	.000	.000
Moustakas, M	.160	7	25	1	4	5	1	0	0	2	4	1	6	1	0	.300	.200	.500
Payton, M	.000	2	5	0	0	0	0	0	0	0	1	0	2	0	0	.167	.000	.167
Senzel, N	.273	4	11	1	3	5	2	0	0	0	0	0	1	0	0	.273	.455	.727
Stephenson, T	.333	1	3	1	1	1	0	0	0	1	1	0	2	0	0	.500	.333	.833
Suárez, E	.222	10	36	3	8	17	3	0	2	7	5	0	13	0	0	.333	.472	.806
VanMeter, J ARI	.308	5	13	3	4	8	1	0	1	5	2	0	3	0	0	.438	.615	1.053
VanMeter, J CIN	.000	2	6	0	0	0	0	0	0	0	0	0	2	0	0	.143	.000	.143
VanMeter, J TOT	.211	7	19	3	4	8	1	0	1	5	2	0	5	0	0	.348	.421	.769
Votto, J	.107	8	28	5	3	6	0	0	1	3	8	0	9	0	0	.306	.214	.520
Winker, J	.240	9	25	4	6	11	2	0	1	2	5	0	11	0	0	.406	.440	.846
Reds	.215	10	317	40	68	115	17	0	10	39	51	2	98	7	1	.341	.363	.704

PITCHER																				OPP		
	W	L	ERA	G	GS	CG	GF	SHO	SV	IP	H	R	ER	HR	HB	BB	IBB	SO	WP	BK	AVG	
Antone, T	0	2	1.83	7	3	0	1	0	0	19.2	12	4	4	1	1	11	0	25	2	0	.182	
Bauer, T	4	2	1.35	6	6	2	0	2	0	40.0	22	9	6	3	3	10	1	53	2	0	.157	
Biddle, J	0	0	0.00	1	0	0	0	0	0	0.2	1	0	0	0	0	1	0	1	0	0	.333	
Bradley, A ARI	1	0	1.59	5	0	0	5	0	3	5.2	4	1	1	0	0	1	0	7	0	0	.211	
Bradley, A CIN	1	0	0.00	2	0	0	1	0	0	3.0	0	0	0	0	0	0	0	1	0	0	.000	
Bradley, A TOT	2	0	1.04	7	0	0	0	3	8.2	4	1	1	0	0	1	0	8	0	0	.138		
Castillo, L	2	5	4.12	7	7	1	0	0	0	39.1	37	22	18	1	0	16	0	47	1	0	.245	
Davidson, M	0	0	0.00	1	0	0	1	0	0	1.0	1	0	0	0	0	0	0	1	0	0	.250	
De León, J	0	0	19.64	2	0	0	1	0	0	3.2	5	8	8	0	0	5	1	5	0	0	.313	
DeSclafani, A	1	0	2.82	5	4	0	0	0	0	22.1	18	7	7	1	1	9	0	14	1	0	.222	
Garrett, A	1	0	2.16	10	0	0	0	0	0	8.1	5	2	2	2	0	1	0	14	0	0	.167	
Gray, S	1	2	4.68	5	5	0	0	0	0	25.0	22	13	13	0	1	16	0	25	4	1	.229	
Iglesias, R	2	2	3.38	12	0	0	10	0	5	13.1	10	8	5	0	1	2	0	19	0	1	.200	
Jones, N	0	0	8.10	8	0	0	3	0	0	6.2	14	6	6	2	0	1	1	7	1	0	.424	
Kuhnel, J	0	0	18.00	1	0	0	0	0	0	1.0	2	2	2	2	0	0	0	1	0	0	.400	
Lorenzen, M	2	0	6.00	9	0	0	0	0	0	12.0	15	8	8	0	0	12	0	9	1	0	.313	
Mahle, T	0	2	4.80	4	4	0	0	0	0	15.0	15	10	8	1	1	9	0	22	0	1	.254	
Miley, W	0	1	2.70	3	2	0	1	0	0	10.0	8	3	3	1	0	5	0	7	0	1	.222	
Raley, B CIN	0	0	0.00	1	0	0	1	0	0	1.0	0	0	0	0	0	0	0	1	0	0	.000	
Raley, B HOU	0	1	5.87	8	0	0	3	0	0	7.2	6	6	5	1	1	2	0	10	0	0	.207	
Raley, B TOT	0	1	5.19	9	0	0	0	0	0	8.2	6	6	5	1	1	2	0	11	0	0	.188	
Reed, C CIN	0	0	4.91	5	0	0	2	0	0	3.2	4	2	2	1	0	5	0	4	1	0	.286	
Reed, C TB	0	0	0.00	1	0	0	1	0	0	2.0	1	0	0	0	0	0	0	2	0	0	.143	
Reed, C TOT	0	0	3.18	6	0	0	0	0	0	5.2	5	2	2	1	0	5	0	6	1	0	.238	
Sims, L	1	0	2.57	11	0	0	2	0	0	14.0	4	7	4	2	3	6	0	18	0	0	.089	
Stephenson, R	0	0	1.42	6	0	0	4	0	0	6.1	1	1	1	0	1	2	0	7	0	0	.056	
Strop, P	0	0	--	1	0	0	0	0	0	0.0	0	1	1	0	0	2	0	0	0	0	.000	
Thornburg, T	0	0	0.00	4	0	0	1	0	0	4.0	2	0	0	0	0	2	0	5	0	0	.143	
Reds	15	16	3.53	31	31	3	28	2	5	250.0	198	113	98	17	12	115	3	286	13	4	.215	

Reds At Night

Player	AVG	G	AB	R	H	TB	2B	3B	HR	RBI	BB	IBB	SO	SB	CS	OBP	SLG	OPS
Akiyama, S	.227	45	132	14	30	36	4	1	0	8	22	0	25	5	3	.342	.273	.615
Aquino, A	.108	17	37	4	4	4	0	0	0	1	6	0	15	0	0	.267	.108	.375
Barnhart, T	.200	31	80	7	16	34	3	0	5	11	11	0	23	0	0	.297	.425	.722
Casali, C	.234	26	64	8	15	35	2	0	6	8	10	0	23	1	0	.355	.547	.902
Castellanos, N	.233	50	180	31	42	89	10	2	11	28	13	0	57	0	2	.298	.494	.792
Colón, C	.000	9	15	2	0	0	0	0	0	0	1	0	3	0	0	.063	.000	.062
Davidson, M	.162	16	37	3	6	16	1	0	3	10	3	0	12	0	0	.225	.432	.657
Ervin, P CIN	.111	15	27	5	3	3	0	0	0	0	5	0	6	1	0	.273	.111	.384
Ervin, P SEA	.238	10	21	1	5	7	2	0	0	2	3	0	6	0	0	.333	.333	.667
Ervin, P TOT	.167	25	48	6	8	10	2	0	0	2	8	0	12	1	0	.298	.208	.507
Farmer, K	.241	27	54	4	13	16	3	0	0	4	4	0	12	1	0	.305	.296	.601
Galvis, F	.214	39	117	15	25	48	2	0	7	13	9	0	26	0	1	.287	.410	.697
Garcia, J	.196	20	56	4	11	11	0	0	0	1	1	0	22	1	1	.211	.196	.407
Goodwin, B CIN	.159	17	44	2	7	12	2	0	1	4	1	0	15	3	0	.174	.273	.447
Goodwin, B LAA	.229	16	48	6	11	26	4	1	3	9	5	0	20	1	0	.302	.542	.844
Goodwin, B TOT	.196	33	92	8	18	38	6	1	4	13	6	0	35	4	0	.242	.413	.656
Jankowski, T	.000	11	10	2	0	0	0	0	0	0	0	0	6	2	0	.000	.000	.000
Lorenzen, M	.000	4	0	1	0	0	0	0	0	0	0	0	0	0	0	1.000	.000	1.000
Moustakas, M	.246	37	114	12	28	60	8	0	8	25	14	0	30	0	0	.338	.526	.865
Payton, M	.231	6	13	0	3	4	1	0	0	0	1	0	3	1	0	.286	.308	.593
Senzel, N	.169	19	59	7	10	20	4	0	2	8	6	0	14	2	1	.242	.339	.581
Stephenson, T	.286	7	14	3	4	10	0	0	2	5	1	0	7	0	0	.375	.714	1.089
Suárez, E	.198	47	162	26	32	76	5	0	13	31	25	1	54	2	0	.307	.469	.776
VanMeter, J ARI	.130	7	23	3	3	4	1	0	0	0	2	0	5	0	0	.200	.174	.374
VanMeter, J CIN	.071	12	28	3	2	6	1	0	1	1	3	0	14	1	0	.161	.214	.376
VanMeter, J TOT	.098	19	51	6	5	10	2	0	1	1	5	0	19	1	0	.179	.196	.375
Votto, J	.247	46	158	27	39	77	8	0	10	19	29	1	34	0	0	.364	.487	.851
Winker, J	.258	45	124	23	32	70	5	0	11	21	23	0	35	1	0	.384	.565	.949
Reds	.211	50	1525	203	322	627	59	3	80	198	188	2	436	21	8	.306	.411	.717

PITCHER																				OPP	
	W	L	ERA	G	GS	CG	GF	SHO	SV	IP	H	R	ER	HR	HB	BB	IBB	SO	WP	BK	AVG
Antone, T	0	3	3.14	11	3	0	1	0	0	28.2	15	10	10	4	1	14	0	36	1	0	.152
Bauer, T	4	4	1.96	9	9	1	0	1	0	59.2	37	16	13	8	3	14	1	80	2	0	.173
Biddle, J	0	0	0.00	1	0	0	0	0	0	0.2	1	0	0	0	0	1	0	1	0	0	.333
Bradley, A ARI	0	0	4.26	6	0	0	6	0	5	6.1	7	3	3	0	0	2	0	8	0	0	.292
Bradley, A CIN	0	0	0.00	4	0	0	1	0	0	4.2	3	0	0	0	0	0	0	4	0	0	.167
Bradley, A TOT	0	0	2.45	10	0	0	0	0	5	11.0	10	3	3	0	0	2	0	12	0	0	.238
Castillo, L	4	5	2.91	11	11	1	0	0	0	65.0	57	27	21	2	0	23	0	82	1	0	.232
Davidson, M	0	0	6.00	2	0	0	2	0	0	3.0	4	2	1	0	1	0	1	0	0	0	.333
De León, J	0	0	13.50	4	0	0	2	0	0	5.1	5	8	8	0	0	7	1	8	0	0	.238
DeSclafani, A	1	2	8.48	8	6	0	1	0	0	28.2	38	27	27	7	3	16	0	23	1	0	.322
Garrett, A	1	0	2.76	18	0	0	1	0	1	16.1	9	5	5	4	0	6	0	24	0	0	.167
Gray, S	5	2	3.38	9	9	0	0	0	0	45.1	34	20	17	4	1	19	0	61	3	0	.204
Iglesias, R	2	2	3.38	17	0	0	12	0	7	16.0	12	8	6	1	1	4	1	21	0	1	.203
Jones, N	0	1	5.52	17	0	0	7	0	0	14.2	17	9	9	4	2	6	1	21	2	0	.293
Kuhnel, J	1	0	0.00	1	0	0	1	0	0	1.0	2	0	0	0	0	0	0	0	0	0	.400
Lorenzen, M	3	0	3.16	13	1	0	1	0	0	25.2	21	10	9	2	0	9	1	27	2	1	.219
Mahle, T	2	1	2.79	8	7	0	0	0	0	42.0	25	15	13	5	4	15	0	52	2	0	.169
Miley, W	0	3	5.65	6	4	0	2	0	0	14.1	15	10	9	1	2	9	0	12	0	1	.268
Raley, B CIN	0	0	9.00	4	0	0	2	0	0	4.0	5	4	4	0	3	2	0	6	0	0	.294
Raley, B HOU	0	1	2.53	12	0	0	4	0	1	10.2	4	4	3	1	1	1	0	13	0	0	.111
Raley, B TOT	0	1	4.30	16	0	0	0	1	1	14.2	9	8	7	1	4	3	0	19	0	0	.170
Reed, C CIN	0	1	7.04	7	0	0	3	0	0	7.2	9	6	6	2	1	5	0	8	1	0	.290
Reed, C TB	0	0	0.00	2	0	0	1	0	0	2.2	1	0	0	0	0	0	0	2	0	0	.111
Reed, C TOT	0	1	5.23	9	0	0	0	0	0	10.1	10	6	6	2	1	5	0	10	1	0	.250
Romano, S	1	0	0.00	2	0	0	1	0	0	1.1	0	0	0	0	0	0	0	0	0	0	.000
Sims, L	2	0	2.95	17	0	0	5	0	0	21.1	9	7	7	3	2	8	0	27	0	0	.125
Stephenson, R	0	0	10.80	8	0	0	4	0	0	6.2	9	8	8	6	1	0	0	10	0	0	.333
Strop, P	0	0	6.75	3	0	0	0	0	0	1.1	1	3	1	0	0	5	0	1	0	0	.200
Thornburg, T	0	0	4.50	6	0	0	2	0	0	6.0	6	3	3	0	0	4	0	9	1	0	.250
Reds	26	24	3.82	50	50	2	48	1	8	419.1	334	198	178	54	24	168	5	514	16	3	.215

Reds Batters with Runners in Scoring Position

Player	AVG	G	AB	PA	R	H	TB	2B	3B	HR	RBI	BB	IBB	SO	SB	CS	OBP	SLG	OPS	SAC	SF	HBP	GIDP
Akiyama, S	.304	23	30	10	7	7	0	0	0	8	6	0	5	1	0	0	.467	.304	.771	0	0	1	1
Aquino, A	.500	10	12	5	5	9	1	0	1	6	0	0	0	0	0	0	.583	.900	1.483	0	0	2	0
Barnhart, T	.250	20	25	4	5	6	1	0	0	7	5	0	4	0	0	0	.400	.300	.700	0	0	0	1
Casali, C	.231	13	15	4	3	3	0	0	0	1	2	0	5	1	0	0	.333	.231	.564	0	0	0	0
Castellanos, N	.205	44	53	23	9	22	1	0	4	19	7	1	13	0	0	0	.321	.500	.821	0	1	1	3
Colón, C	.222	9	9	3	2	2	0	0	0	2	0	0	1	1	0	0	.222	.222	.444	0	0	0	1
Davidson, M	.455	11	12	3	5	14	0	0	3	11	1	0	3	0	0	0	.500	1.273	1.773	0	0	0	0
Ervin, P	.000	5	8	5	0	0	0	0	0	0	2	0	1	0	0	0	.375	.000	.375	0	0	1	1
Farmer, K	.214	14	16	3	3	5	2	0	0	4	2	0	3	0	0	0	.313	.357	.670	0	0	0	0
Galvis, F	.217	23	31	11	5	5	0	0	0	6	6	0	6	0	0	0	.419	.217	.637	0	0	2	1
Garcia, J	.071	14	14	3	1	1	0	0	0	2	0	0	9	1	1	0	.071	.071	.143	0	0	0	0
Goodwin, B	.071	14	15	3	1	2	1	0	0	2	0	0	9	0	0	0	.067	.143	.210	0	1	0	0
Jankowski, T	.000	3	3	3	0	0	0	0	0	0	0	0	0	0	0	0	.000	.000	.000	0	0	0	0
Lorenzen, M	.000	0	0	1	0	0	0	0	0	0	0	0	0	0	0	0	.000	.000	.000	0	0	0	0
Moustakas, M	.364	22	31	9	8	20	0	0	4	20	6	1	3	1	0	0	.484	.909	1.393	0	2	1	1
Payton, M	.000	2	2	0	0	0	0	0	0	0	0	0	0	0	0	0	.000	.000	.000	0	0	0	0
Senzel, N	.313	16	17	5	5	11	3	0	1	7	0	0	3	1	0	0	.294	.688	.982	0	1	0	0
Stephenson, T	.143	7	10	2	1	1	0	0	0	3	2	0	4	0	0	0	.400	.143	.543	0	0	1	0
Suárez, E	.262	42	50	16	11	28	2	0	5	24	6	1	17	1	0	0	.360	.667	1.027	0	1	1	2
VanMeter, J	.000	10	11	2	0	0	0	0	0	0	1	0	7	1	0	0	.091	.000	.091	0	0	0	0
Votto, J	.161	31	39	16	5	7	2	0	0	7	8	1	8	0	0	0	.333	.226	.559	0	0	0	1
Winker, J	.269	26	37	16	7	17	1	0	3	12	7	0	9	1	0	0	.459	.654	1.113	0	1	3	2

Reds Batters with Runners in Scoring Position - 2 Outs

Player	AVG	G	AB	PA	R	H	TB	2B	3B	HR	RBI	BB	IBB	SO	SB	CS	OBP	SLG	OPS	SAC	SF	HBP	GIDP
Akiyama, S	.304	23	30	10	7	7	0	0	0	8	6	0	5	1	0	0	.467	.304	.771	0	0	1	1
Aquino, A	.500	10	12	5	5	9	1	0	1	6	0	0	0	0	0	0	.583	.900	1.483	0	0	2	0
Barnhart, T	.250	20	25	4	5	6	1	0	0	7	5	0	4	0	0	0	.400	.300	.700	0	0	0	1
Casali, C	.231	13	15	4	3	3	0	0	0	1	2	0	5	1	0	0	.333	.231	.564	0	0	0	0
Castellanos, N	.205	44	53	23	9	22	1	0	4	19	7	1	13	0	0	0	.321	.500	.821	0	1	1	3
Colón, C	.222	9	9	3	2	2	0	0	0	2	0	0	1	1	0	0	.222	.222	.444	0	0	0	1
Davidson, M	.455	11	12	3	5	14	0	0	3	11	1	0	3	0	0	0	.500	1.273	1.773	0	0	0	0
Ervin, P	.000	5	8	5	0	0	0	0	0	0	2	0	1	0	0	0	.375	.000	.375	0	0	1	1
Farmer, K	.214	14	16	3	3	5	2	0	0	4	2	0	3	0	0	0	.313	.357	.670	0	0	0	0
Galvis, F	.217	23	31	11	5	5	0	0	0	6	6	0	6	0	0	0	.419	.217	.637	0	0	2	1
Garcia, J	.071	14	14	3	1	1	0	0	0	2	0	0	9	1	1	0	.071	.071	.143	0	0	0	0
Goodwin, B	.071	14	15	3	1	2	1	0	0	2	0	0	9	0	0	0	.067	.143	.210	0	1	0	0
Jankowski, T	.000	3	3	3	0	0	0	0	0	0	0	0	0	0	0	0	.000	.000	.000	0	0	0	0
Lorenzen, M	.000	0	0	1	0	0	0	0	0	0	0	0	0	0	0	0	.000	.000	.000	0	0	0	0
Moustakas, M	.364	22	31	9	8	20	0	0	4	20	6	1	3	1	0	0	.484	.909	1.393	0	2	1	1
Payton, M	.000	2	2	0	0	0	0	0	0	0	0	0	0	0	0	0	.000	.000	.000	0	0	0	0
Senzel, N	.313	16	17	5	5	11	3	0	1	7	0	0	3	1	0	0	.294	.688	.982	0	1	0	0
Stephenson, T	.143	7	10	2	1	1	0	0	0	3	2	0	4	0	0	0	.400	.143	.543	0	0	1	0
Suárez, E	.262	42	50	16	11	28	2	0	5	24	6	1	17	1	0	0	.360	.667	1.027	0	1	1	2
VanMeter, J	.000	10	11	2	0	0	0	0	0	0	1	0	7	1	0	0	.091	.000	.091	0	0	0	0
Votto, J	.161	31	39	16	5	7	2	0	0	7	8	1	8	0	0	0	.333	.226	.559	0	0	0	1
Winker, J	.269	26	37	16	7	17	1	0	3	12	7	0	9	1	0	0	.459	.654	1.113	0	1	3	2

Reds Batters with Bases Loaded

Player	AVG	G	AB	PA	R	H	TB	2B	3B	HR	RBI	BB	IBB	SO	SB	CS	OBP	SLG	OPS	SAC	SF	HBP	GIDP
Akiyama, S	.333	3	4	1	1	1	0	0	0	3	1	0	0	0	0	0	.500	.333	.833	0	0	0	0
Aquino, A	.000	0	0	1	0	0	0	0	0	0	0	0	0	0	0	0	.000	.000	.000	0	0	0	0
Barnhart, T	.000	2	3	2	0	0	0	0	0	2	1	0	0	0	0	0	.333	.000	.333	0	0	0	0
Casali, C	.000	0	0	2	0	0	0	0	0	0	0	0	0	0	0	0	.000	.000	.000	0	0	0	0
Castellanos, N	.100	10	11	5	1	4	0	0	1	5	0	0	2	0	0	0	.182	.400	.582	0	0	1	0
Colón, C	.000	1	1	0	0	0	0	0	0	0	0	0	0	0	0	0	.000	.000	.000	0	0	0	1
Davidson, M	.500	2	2	1	1	4	0	0	1	4	0	0	0	0	0	0	.500	2.000	2.500	0	0	0	0
Ervin, P	.000	1	1	2	0	0	0	0	0	0	0	0	1	0	0	0	.000	.000	.000	0	0	0	0
Farmer, K	.000	0	0	1	0	0	0	0	0	0	0	0	0	0	0	0	.000	.000	.000	0	0	0	0
Galvis, F	.000	2	4	2	0	0	0	0	0	2	1	0	0	0	0	0	.500	.000	.500	0	0	1	0
Garcia, J	.000	0	0	0	0	0	0	0	0	0	0	0	0	0	0	0	.000	.000	.000	0	0	0	0
Goodwin, B	.000	3	4	0	0	0	0	0	0	1	0	0	3	0	0	0	.000	.000	.000	0	1	0	0
Moustakas, M	.500	4	5	3	2	2	0	0	0	4	0	0	1	0	0	0	.600	.500	1.100	0	0	1	1
Payton, M	.000	0	0	0	0	0	0	0	0	0	0	0	0	0	0	0	.000	.000	.000	0	0	0	0
Senzel, N	.000	2	2	1	0	0	0	0	0	0	0	0	0	0	0	0	.000	.000	.000	0	0	0	0
Stephenson, T	.000	0	2	1	0	0	0	0	0	2	2	0	0	0	0	0	1.000	.000	1.000	0	0	0	0
Suárez, E	.286	7	8	2	2	2	0	0	0	4	1	0	2	0	0	0	.375	.286	.661	0	0	0	0
VanMeter, J	.000	1	1	1	0	0	0	0	0	0	0	0	1	0	0	0	.000	.000	.000	0	0	0	0
Votto, J	.000	4	5	5	0	0	0	0	0	1	1	0	2	0	0	0	.200	.000	.200	0	0	0	0
Winker, J	.000	2	2	2	0	0	0	0	0	0	0	0	0	0	0	0	.000	.000	.000	0	0	0	0

2021 NOTES



REDS 2020 HIGHS AND LOWS
CLUB MISCELLANEOUS

Longest Winning Streak	6g, 9/13 - 9/18
Longest Losing Streak	4g (2x), 8/22 - 8/25 & 7/25 - 7/28
Longest Winning Streak - Home	5g, 9/14 - 9/18
Longest Winning Streak - Road	3g, 8/27 - 9/4
Longest Losing Streak - Home	4g, 7/25 - 7/28
Longest Losing Streak - Road	4g, 8/22 - 8/25
Longest Game - Innings	10 (2x), 9/27 at Min & 8/11 vs KC
Longest Game - Time - Extra Innings	3:53, 9/27 at Min (10 innings)
Longest Game - Time - 9.0 Innings	4:07, 9/10 at ChC
Longest Game - Time - Home - 9.0 innings	3:46, 7/27 vs ChC
Longest Game - Time - Road - 9.0 innings	4:07, 9/10 at ChC
Shortest Game - Time	2:15 (9 innings), 8/22 at StL & 2:11 (7 innings), 8/19/g1 at KC
Shortest Game - Time - Home	2:27 (9 innings), 9/22 vs Mil & 2:25 (7 innings), 9/14/g1 vs Pit
Shortest Game - Time - Road	2:15 (9 innings), 8/22 at StL & 2:11 (7 innings), 8/19/g1 at KC
Largest Winning Margin	7, 8/14 vs Pit (8-1)
Largest Winning Margin - Home	7, 8/14 vs Pit (8-1)
Largest Winning Margin - Road	6, 8/27/g2 at Mil (6-0, 7 innings)
Largest Losing Margin	13, 9/1 vs StL (2-16)
Largest Losing Margin - Home	13, 9/1 vs StL (2-16)
Largest Losing Margin - Road	13, 8/16 at Cle (0-13)
Most Games Over .500	2g (2x), at 30-28 on 9/25 & at 31-29 on 9/27
Most Games Under .500	6g (5x), last at 20-26 on 9/12
Biggest Comeback to Win	2 (5x), last 9/13 at StL (trailed 1-0, 3-1 & 5-3, won 10-5)
Biggest Blown Lead In Loss	3, 9/10 at ChC (led 3-0, lost 8-5)
Most Errors - Game	3, 8/11 vs KC
Most Double Plays Hit Into - Game	4, 8/27/g1 at Mil (7 innings)
Most Double Plays Turned - Game	3, 8/22 at StL
Highest Attendance - Home	NA
Highest Attendance - Home, Non-Opening Day	NA
Highest Attendance - Road	NA

TEAM BATTING

Most Hits - Game	13, 9/13 at StL
Most Hits - Inning	5 (2x), 8/14 vs Pit (B7th) & 7/29 vs ChC (B5th)
Fewest Hits - Game	2, 8/21 at StL
Most Runs - Game	12, 7/29 vs ChC
Most Runs - Inning	7, 7/29 vs ChC (B5th)
Most Doubles - Game	5, 8/2 at Det
Most Triples - Game	1 (3x), 9/10 at ChC, 8/11 vs KC & 8/8 at Mil
Most Home Runs - Game	4, 9/18 vs ChW, 9/5 at Pit & 8/19 at KC
Most Home Runs - Inning	3 (2x), 9/18 vs ChW (B3rd) & 8/12 vs KC (B7th)
Most Total Bases - Game	24 (3x), 9/13 at StL, 8/14 vs Pit & 8/13 vs Pit
Most Extra-Base Hits - Game	7, 8/14 vs Pit
Most LOB - Game	13, 7/27 vs ChC
Most Walks - Game	11, 9/20 vs ChW
Most Strikeouts - Game	14 (3x), 9/22 vs Mil, 9/13 at StL & 9/9 at ChC
Most Stolen Bases - Game	3, 9/5 at Pit
Most Stolen Bases - Inning	2, 8/2/g2 at Det (T2nd)

TEAM PITCHING

Fewest Hits Allowed - Game	2 (9 innings), 9/11 at StL & 1 (7 innings, 2x), 8/27 at Mil & 8/19 at KC
Most Hits Allowed - Game	23, 9/1 at StL
Most Hits Allowed - Inning	7, 8/13 vs Pit (T2nd)
Most Runs Allowed - Game	16, 9/1 vs StL
Most Runs Allowed - Inning	10, 8/6 at Cle (B7th)
Most Home Runs Allowed - Game	6, 8/30 vs ChC
Most Home Runs Allowed - Inning	3, 9/19 vs ChW (T8th) & 9/12 at StL (B6th)
Fewest Walks Allowed - Game	0, 9/9 at ChC
Most Walks Allowed - Game	9, 8/6 at Cle
Fewest Strikeouts - Game	6 (9 innings, 3x), 9/11 at StL, 9/2 vs StL, 8/22 at StL & 5 (7 innings) 8/2/g1 at Det
Most Strikeouts - Game	17, 7/25 vs Det

INDIVIDUAL BATTING

Most Runs - Game	3, Eugenio Suárez, 9/5 at Pit
Most Hits - Game	3 (12x), Freddy Galvis last on 9/25 at Min
Most Doubles - Game	2 (2x), Mike Moustakas, 9/22 vs Mil & Nick Senzel, 8/2/g2 at Det
Most Triples - Game	1 (3x), Nick Castellanos, 9/10 at ChC, Castellanos, 8/11 vs KC & Shogo Akiyama, 8/8 at Mil
Most Home Runs - Game	3, Eugenio Suárez, 9/5 at Pit
Most Total Bases - Game	12, Eugenio Suárez, 9/5 at Pit
Most RBI - Game	5, Eugenio Suárez, 9/5 at Pit
Most Walks - Game	3, 4 times
Most Strikeouts - Game	4, 3 times
Most Stolen Bases - Game	2, 2 times
Longest Hitting Streak	12g, Nick Castellanos, 7/24 - 8/5

INDIVIDUAL PITCHING

Fewest Hits - Complete Game	9.0, Luis Castillo, 9/11 at StL & 7.0 (2x), Trevor Bauer, 8/19/g2 at KC & 8/2/g2 at Det
Most Innings Pitched - Start	9.0, Luis Castillo, 9/11 at StL
Fewest Innings Pitched - Start	0.2, Sonny Gray, 9/1 vs StL
Most Innings Pitched - Relief	4.1, Tejay Antone, 7/27 vs ChC
Most Hits Allowed	9, Anthony DeSclafani, 8/13 vs Pit
Most Runs Allowed	9, Anthony DeSclafani, 8/13 vs Pit
Most Strikeouts - Start	13, Trevor Bauer, 7/26 vs Det
Most Strikeouts - Relief	6, Tyler Mahle, 8/12 vs KC
Most Walks - Start	4, 8 times
Most Walks - Relief	4 (2x), José De León, 8/30 vs ChC & 8/6 at Cle
Most Home Runs Allowed	3, 3 times
Longest Winning Streak	4g, Luis Castillo, 9/4 - 9/21
Longest Losing Streak	3g (3x), Trevor Bauer, 8/24 - 9/4; Luis Castillo 8/19 - 8/30; Wade Miley 7/27 - 8/22
Longest Scoreless Streak	14.2, Trevor Bauer, 9/4 - 9/14

RUNS BY INNING

	1	2	3	4	5	6	7	8	9	10	11	12+	Tot.
Opponents	27	24	23	33	34	26	36	17	22	1	0	0	243
Reds	36	25	32	25	32	24	34	14	17	4	0	0	243

MOST RECENT REDS TRANSACTIONS

JULY 2020

- 7/22**, selected the contract of RHP Nate Jones; optioned to the alternate training site IF Alex Blandino; added to the 60-man player pool and assigned to the alternate training site RHP Hunter Greene and C Mark Kolozsvary.
- 7/23**, placed on the 10-day injured list, retroactive to 7/20, RHP Anthony DeSclafani.
- 7/24**, selected the contracts of IF Christian Colón and IF Matt Davidson; designated for assignment RHP Justin Shafer and LHP Josh D. Smith; acquired from the Braves cash for OF Scott Schebler.
- 7/25**, recalled OF Aristides Aquino and RHP Tejay Antone; placed on the 3-day paternity list C Tucker Barnhart; placed on the injured list IF Matt Davidson.
- 7/26**, placed on the injured list 2B Mike Moustakas; recalled C Tyler Stephenson; claimed off waivers from the Cubs IF Robel García, who was optioned to the alternate training site.
- 7/27**, RHP Justin Shafer and LHP Josh D. Smith were claimed off waivers by the Marlins.
- 7/28**, reinstated from the 3-day paternity list C Tucker Barnhart; placed on the 10-day injured list, retroactive to 7/26, RHP Robert Stephenson.
- 7/29**, returned from the injured list 2B Mike Moustakas; optioned to the alternate site C Tyler Stephenson.
- 7/30**, reversed the option of RHP Matt Bowman and placed him on the 10-day injured list.
- 7/31**, placed on the 10-day injured list, retroactive to 7/28, LHP Wade Miley; transferred to the 45-day injured list RHP Matt Bowman; reinstated from the injured list IF Matt Davidson; added to the Taxi Squad C Tyler Stephenson.

AUGUST 2020

- 8/2**, reinstated from the 10-day injured list RHP Anthony DeSclafani; placed on the injured list 1B Joey Votto.
- 8/3**, reinstated from the injured list 1B Joey Votto; optioned to alternate training site OF Aristides Aquino.
- 8/5**, assigned to the Taxi Squad RHP José De León and C Francisco Peña.
- 8/6**, optioned to the alternate training site RHP Tejay Antone and IF Josh VanMeter; recalled RHP José De León; designated for assignment LHP Brooks Raley.
- 8/7**, re-acquired from the Athletics for cash OF Mark Payton; added to the 60-man player pool and assigned to the alternate training site LHP Brandon Finnegan, IF Rece Hinds and OF TJ Friedl.
- 8/8**, recalled RHP Joel Kuhnel; optioned to the alternate training site RHP José De León, who was assigned to the Taxi Squad.
- 8/9**, placed on the 10-day injured list, retroactive to 8/6, 2B Mike Moustakas; recalled from the alternate training site RHP Tejay Antone; acquired from the Astros a player to be named for LHP Brooks Raley.
- 8/11**, placed on the 10-day injured list, retroactive to 8/8, RHP Pedro Strop; recalled from the alternate training site IF Josh Van Meter.
- 8/12**, reinstated from the 10-day injured list LHP Wade Miley; optioned to the alternate training site RHP Joel Kuhnel.
- 8/14**, purchased from the alternate training site the contract of RHP Tyler Thornburg; designated for assignment IF Christian Colón.
- 8/15**, claimed off waivers from the Phillies and optioned to the alternate training site OF Nick Williams.
- 8/17**, IF Christian Colón cleared waivers and was outrighted to the alternate training site.
- 8/19**, placed on the injured list CF Nick Senzel; reinstated from the 10-day injured list 2B Mike Moustakas; assigned IF Robel García as the 29th player for the doubleheader; assigned to the Taxi Squad IF Alex Blandino, non-roster IF Christian Colón, non-roster OF Mark Payton and C Tyler Stephenson; following the doubleheader, assigned García to the Taxi Squad.
- 8/22**, selected from the alternate training site the contract of OF Mark Payton; optioned to the alternate training site IF Josh VanMeter; assigned to the Taxi Squad RHP José De León; assigned off the Taxi Squad to the alternate training site IF Robel García.
- 8/24**, reinstated from the 10-day injured list RHP Robert Stephenson; designated for assignment LHP Cody Reed.
- 8/25**, selected from the alternate training site the contract of LHP Jesse Biddle; placed on the paternity list RHP Anthony DeSclafani; assigned from the alternate training site to the Taxi Squad IF Jose Garcia.
- 8/26**, selected from the alternate training site the contract of IF Jose Garcia; optioned to the alternate training site and assigned to the Taxi Squad OF Travis Jankowski; RHP Pedro Strop was reinstated from the 10-day injured list and was designated for assignment.
- 8/27**, assigned RHP José De León as the 29th player for the doubleheader; following the doubleheader, returned De León to the Taxi Squad.

8/28, reinstated from the 3-day paternity list RHP Anthony DeSclafani; placed on the 10-day injured list LHP Wade Miley; recalled from the alternate training site RHP José De León; designated for assignment OF Phillip Ervin; signed to a minor league contract and assigned to the 60-man player pool RHP Jay Jackson; acquired from the Rays minor league RHP Riley O'Brien for LHP Cody Reed; assigned O'Reilly to the alternate training site.

8/29, assigned OF Aristides Aquino as the 29th player for the doubleheader; placed on the 10-day injured list, retroactive to 8/28, LHP Jesse Biddle; recalled from the alternate training site RHP Joel Kuhnel; following the doubleheader, returned Aquino to the alternate training site.

8/31, recalled from the alternate training site OF Aristides Aquino; optioned to the alternate training site RHP Joel Kuhnel; acquired from Ari RHP Archie Bradley and cash for IF Josh VanMeter and OF Stuart Fairchild; acquired from LAA OF Brian Goodwin for minor league LHP Packy Naughton and a player to be named.

SEPTEMBER 2020

9/1, added to the roster RHP Archie Bradley and OF Brian Goodwin; optioned to the alternate training site OF Mark Payton and RHP José De León; sent on a rehabilitation assignment at the alternate training site OF Nick Senzel; OF Jesse Winker served his 1-game suspension.

9/2, sent to the Angels minor league LHP Jose Salvador to complete the 8/31 trade in which the Reds acquired from LAA OF Brian Goodwin for minor league LHP Packy Naughton and a player to be named.

9/3, OF Phillip Ervin was claimed off waivers by the Mariners.

9/4, assigned to the Taxi Squad IF Alex Blandino, RHP José De León, OF Travis Jankowski, non-roster RHP Sal Romano (#47) and C Tyler Stephenson; designated De León the 29th player for both games of the doubleheader.

9/7, released from the alternate training site and 60-man player pool RHP Alex Powers and OF Boog Powell.

9/8, recalled from the Taxi Squad RHP José De León and C Tyler Stephenson; placed on the 3-day paternity list RHP Nate Jones; designated for assignment IF Matt Davidson.

9/10, reinstated from the 3-day paternity list RHP Nate Jones; optioned to the alternate site and assigned to the Taxi Squad RHP José De León; assigned to the alternate training site minor leaguers IF Tyler Callihan, RHP Lyon Richardson and OF Michael Siani.

9/11, recalled from the Taxi Squad RHP José De León; placed on the 10-day injured list RHP Tyler Thornburg; IF Matt Davidson cleared waivers and accepted an outright assignment to the alternate training site.

9/13, selected from the Taxi Squad the contract of RHP Sal Romano; placed on the 10-day injured list, retroactive to 9/11, RHP Sonny Gray.

9/14, returned from the injured list and designated as the 29th player for the doubleheader CF Nick Senzel; transferred to the 45-day injured list RHP Tyler Thornburg; removed RHP Matt Bowman from the player pool; following the doubleheader, optioned to the alternate training site OF Aristides Aquino.

9/15, placed on the 3-day paternity list 3B Eugeno Suárez; placed on the 10-day injured list RHP José De León; recalled OF Aristides Aquino; selected from the alternate site the contract of RHP R.J. Alaniz; designated for assignment OF Nick Williams; acquired from the Blue Jays for international cap space minor league RHP Justin Miller.

9/16, assigned to the alternate training site minor league OF Austin Hendrick.

9/18, reinstated from the 3-day paternity list 3B Eugeno Suárez; optioned to the alternate training site RHP R.J. Alaniz; OF Nick Williams cleared waivers and was outrighted to the alternate training site.

9/22, reinstated from the 10-day injured list RHP Sonny Gray; designated for assignment RHP Nate Jones.

9/23, reinstated from the 10-day injured list LHP Wade Miley; optioned to the player pool C Tyler Stephenson.

9/25, released RHP Nate Jones.

9/30, selected from the 40-man Postseason Player Pool the contract of IF Matt Davidson.

OCTOBER 2020

10/14, IF Matt Davidson, OF Travis Jankowski, LHP Jesse Biddle and RHP Matt Bowman cleared waivers and were outrighted to Louisville.

10/26, RHP Joel Kuhnel cleared waivers and was outrighted to Louisville; IF Robel García was claimed off waivers by the Mets.

10/28, RHP Trevor Bauer, RHP Anthony DeSclafani, IF Freddy Galvis and RHP Tyler Thornburg were declared free agents.

NOVEMBER 2020

- 11/1**, tendered the qualifying offer to free agent RHP Trevor Bauer; did not tender the qualifying offer to free agents RHP Anthony DeSclafani, IF Freddy Galvis or RHP Tyler Thornburg.
- 11/20**, added to the 40-man roster RHP Vladimir Gutierrez, RHP Riley O'Brien and RHP Jared Solomon; Gutierrez was placed on MLB's Restricted list; acquired from the Astros RHP Brandon Bailey for cash; acquired minor league RHP Fredy Medina to complete the 8/9/20 trade that sent LHP Brooks Raley to the Astros for a player to be named; assistant pitching coach, director of pitching Caleb Cotham resigned to accept a position as pitching coach of the Phillies.
- 11/25**, acquired from the Rockies RHP Jeff Hoffman and minor league RHP Case Williams for RHP Robert Stephenson and minor league OF Jameson Hannah.

DECEMBER 2020

- 12/1**, promoted assistant pitching coordinator Eric Jagers to assistant pitching coach on the Major League staff.
- 12/2**, did not tender contracts to RHP R.J. Alaniz, RHP Archie Bradley, C Curt Casali, C/IF Kyle Farmer or OF Brian Goodwin.
- 12/3**, signed to a 1-year contract through the 2021 season C/IF Kyle Farmer.
- 12/7**, acquired from the Angels RHP Noé Ramirez and a player to be named for RHP Raisel Iglesias and cash.
- 12/8**, signed to minor league contracts and invited to 2021 Major League spring training camp IF Cheslor Cuthbert and OF Dwight Smith.
- 12/10**, acquired from the Angels minor league IF Leonardo Rivas as the player to be named to complete the 12/7 trade in which they also acquired RHP Noé Ramirez for RHP Raisel Iglesias and cash; selected IF Errol Robinson from the Dodgers in the first round of the Class AAA phase of the Rule 5 Draft; selected C Wilfred Astudillo from the Mets in the second round of the Class AAA phase of the Rule 5 Draft; selected C Chuckie Robinson from the Astros in the third round of the Class AAA phase of the Rule 5 Draft; selected 1B Yoel Yanqui from the Diamondbacks in the fourth round of the Class AAA phase of the Rule 5 Draft; selected RHP Wes Robertson from the Rangers in the fifth round of the Class AAA phase of the Rule 5 Draft; selected SS Steven Leyton from the Diamondbacks in the sixth round of the Class AAA phase of the Rule 5 Draft; RHP Mac Sceroler was selected by the Orioles in the first round of the Major League phase of the Rule 5 Draft; IF Claudio Finol was selected by the Pirates in the second round of the Class AAA phase of the Rule 5 Draft; RHP Jesus Reyes was selected by the Mets in the fourth round of the Class AAA phase of the Rule 5 Draft; LHP Jose Zorrilla was selected by the Mets in the fifth round of the Class AAA phase of the Rule 5 Draft.
- 12/11**, signed to minor league contracts and invited to 2021 Major League spring training camp RHP R.J. Alaniz and LHP Jesse Biddle.
- 12/16**, acquired from the Rangers OF Scott Heineman for minor league IF Jose Acosta.
- 12/18**, agreed to terms on a minor league contract, including an invitation to 2021 Major League spring training camp, with RHP Bo Takahashi.
- 12/21**, agreed to terms on minor league contracts, including invitations to 2021 Major League spring training camp, with RHP Matt Ball and LHP Josh Osich.
- 12/23**, claimed off waivers from the Red Sox C Deivy Grullón; signed to a 1-year Major League contract through the 2021 season RHP Édgar García.

JANUARY 2021

- 1/6**, acquired from the Rangers RHP Art Warren for cash.
- 1/8**, agreed to terms on a minor league contract with and invited to 2021 Major League spring training camp C Rocky Gale.
- 1/15**, agreed to terms on 1-year contracts and avoided arbitration with RHP Luis Castillo, LHP Amir Garrett, RHP Michael Lorenzen, RHP Tyler Mahle, RHP Noé Ramirez and OF Jesse Winker.
- 1/22**, acquired from the Blue Jays RHP Hector Perez for a player to be named or cash.
- 1/23**, acquired from the Astros LHP Cionel Pérez for minor league C Luke Berryhill.
- 1/30**, acquired from the Phillies IF Kyle Holder for cash.

FEBRUARY 2021

- 2/3**, signed to a minor league contract and invited to 2021 Major League spring training camp 1B/OF Nicky Delmonico.
- 2/8**, signed to a 1-year contract through the 2021 season LHP Sean Doolittle; signed to a minor league contract and invited to 2021 Major League spring training camp IF Dee Strange-Gordon.
- 2/10**, claimed off waivers from the Cubs IF Max Schrock; signed to a minor league contract and invited to 2021 Major League spring training camp RHP Braden Shipley.
- 2/11**, signed to a minor league contract and invited to 2021 Major League spring training camp RHP Shane Carle.

NATIONAL LEAGUE STATISTICS

2020 National League Hitting

TEAM	AVG	G	AB	R	H	TB	2B	3B	HR	RBI	BB	IBB	SO	SB	CS	OBP	SLG	OPS	SAC	SF	HBP	GIDP	LOB
New York Mets	.272	60	2023	286	551	929	106	7	86	278	197	8	498	20	10	.348	.459	.807	1	13	45	53	450
Atlanta Braves	.268	60	2074	348	556	1001	130	3	103	338	239	13	573	23	4	.349	.483	.832	1	7	23	39	446
Washington Nationals	.264	60	1968	293	519	853	112	12	66	279	192	16	451	33	12	.336	.433	.769	5	21	32	42	411
San Francisco Giants	.263	60	2019	299	532	910	107	14	81	290	195	8	499	19	8	.335	.451	.785	4	13	27	51	411
Colorado Rockies	.257	60	2057	275	528	833	84	16	63	264	161	12	543	42	9	.311	.405	.716	7	19	10	41	395
Philadelphia Phillies	.257	60	1948	306	500	856	90	10	82	289	229	16	480	35	8	.342	.439	.781	8	10	28	40	425
San Diego Padres	.257	60	1972	325	506	918	103	12	95	312	204	6	479	55	13	.333	.466	.798	12	14	28	37	368
Los Angeles Dodgers	.256	60	2042	349	523	986	97	6	118	327	228	7	471	29	8	.338	.483	.821	3	12	30	46	401
Miami Marlins	.244	60	1935	263	472	744	82	5	60	247	191	6	537	51	14	.319	.384	.703	6	9	25	37	401
Arizona Diamondbacks	.241	60	1997	269	482	781	101	12	58	255	181	5	461	23	7	.312	.391	.704	1	23	36	37	402
St. Louis Cardinals	.234	58	1752	240	410	650	73	7	51	231	205	3	477	18	10	.323	.371	.694	4	16	33	38	365
Milwaukee Brewers	.223	60	1920	247	429	747	83	5	75	238	221	8	582	15	11	.313	.389	.702	0	10	35	53	393
Chicago Cubs	.220	60	1918	265	422	742	82	8	74	248	229	9	568	24	10	.318	.387	.705	1	13	52	42	412
Pittsburgh Pirates	.220	60	1932	219	425	690	76	6	59	210	167	6	521	16	11	.284	.357	.641	7	15	11	34	355
Cincinnati Reds	.212	60	1842	243	390	742	76	3	90	237	239	4	534	29	9	.312	.403	.715	0	7	33	44	371

2020 National League Pitching

TEAM	W	L	ERA	G	SC	SHO	GF	HLD	SV	SVO	IP	H	R	ER	HR	HB	BB	IBB	SO	WP	BK	WHIP	AVG	GO/	AO	GIDP
Los Angeles	43	17	3.02	60	60	0	5	60	52	15	25	538.2	424	213	181	66	21	145	4	517	24	0	1.06	.213	1.07	41
Cincinnati	31	29	3.84	60	60	3	5	57	25	9	16	504.0	401	243	215	67	29	213	6	615	23	5	1.22	.215	0.99	33
San Diego	37	23	3.86	60	60	1	5	59	42	13	24	520.1	456	241	223	70	22	170	2	565	19	3	1.20	.234	1.00	41
St. Louis	30	28	3.90	58	58	2	2	56	22	13	18	473.0	376	229	205	69	26	204	8	464	21	1	1.23	.216	1.04	41
Chicago	34	26	3.99	60	60	2	8	58	26	16	21	518.1	451	240	230	74	17	182	7	523	22	4	1.22	.233	1.15	41
Milwaukee	29	31	4.16	60	60	1	8	59	20	14	22	517.1	446	264	239	67	35	189	1	614	21	2	1.23	.229	1.23	37
Atlanta	35	25	4.41	60	60	0	4	60	31	13	19	524.1	494	288	257	69	33	220	13	506	23	2	1.36	.247	1.03	45
San Francisco	29	31	4.64	60	60	1	0	59	43	13	24	517.2	474	297	267	69	34	210	2	488	20	5	1.32	.241	0.86	37
Pittsburgh	19	41	4.68	60	60	1	3	59	22	6	19	513.0	451	298	267	80	37	249	3	536	28	2	1.36	.235	1.02	40
Arizona	25	35	4.84	60	60	0	2	60	22	13	22	518.1	506	295	279	93	23	235	20	524	23	1	1.43	.253	0.83	51
Miami	31	29	4.86	60	60	1	6	59	29	18	23	504.0	506	304	272	82	26	226	14	451	11	4	1.45	.261	1.14	55
New York	26	34	4.98	60	60	0	1	60	27	11	18	513.1	511	308	284	81	29	219	7	574	24	0	1.42	.255	0.98	33
Washington	26	34	5.09	60	60	2	3	58	40	12	22	503.2	548	301	285	94	22	216	22	508	23	4	1.52	.271	0.85	40
Philadelphia	28	32	5.14	60	60	3	5	57	27	11	24	497.0	550	311	284	80	28	185	12	532	14	3	1.48	.279	1.28	46
Colorado	26	34	5.59	60	60	1	1	59	20	16	24	526.1	579	353	327	83	40	205	5	393	29	1	1.49	.280	1.13	66

2020 National League Fielding

TEAM	PCT	G	TC	PO	A	E	DP	TP	PB	CWP	SB	CS
Cincinnati Reds	.986	60	1981	1512	442	27	36	0	5	23	23	11
Chicago Cubs	.986	60	2144	1555	559	30	45	1	1	22	22	11
New York Mets	.985	60	2066	1540	494	32	39	0	6	24	41	8
San Diego Padres	.984	60	2096	1561	502	33	46	0	9	19	23	12
Atlanta Braves	.984	60	2140	1573	533	34	52	0	6	23	42	5
Milwaukee Brewers	.983	60	2081	1552	494	35	44	1	2	21	26	14
Arizona Diamondbacks	.983	60	2064	1555	474	35	54	0	4	23	40	8
St. Louis Cardinals	.983	58	1941	1419	489	33	46	0	6	21	8	7
Philadelphia Phillies	.983	60	2063	1491	536	36	57	0	5	14	23	7
Los Angeles Dodgers	.982	60	2200	1616	544	40	46	0	1	24	36	10
Miami Marlins	.981	60	2101	1512	549	40	60	0	6	11	31	10
Colorado Rockies	.981	60	2255	1579	633	43	78	0	5	29	29	6
Washington Nationals	.981	60	2012	1511	462	39	48	0	3	23	46	9
San Francisco Giants	.980	60	2086	1553	491	42	43	0	5	20	36	13
Pittsburgh Pirates	.978	60	2097	1539	511	47	53	0	3	28	27	13

2020 National League Club Rank Batting

TEAM	AVG	G	AB	R	H	TB	2B	3B	HR	RBI	BB	IBB	SO	SB	CS	OBP	SLG	OPS	SAC	SF	HBPG	IDP	LOB
Arizona Diamondbacks	10	1	6	9	9	9	6	3	14	9	13	13	2	9	2	12	10	11	10	1	3	12	7
Atlanta Braves	2	1	1	2	1	1	1	14	2	1	1	3	14	9	1	1	1	1	10	14	13	10	2
Chicago Cubs	13	1	13	10	13	12	11	7	9	10	3	5	13	8	8	10	12	10	10	7	1	6	4
Cincinnati Reds	15	1	14	13	15	12	13	14	4	13	1	14	10	6	6	12	9	9	14	14	5	5	12
Colorado Rockies	5	1	2	8	4	8	9	1	11	8	15	4	12	3	6	14	8	8	3	3	15	8	10
Los Angeles Dodgers	8	1	3	1	5	2	7	10	1	2	5	9	3	6	3	4	1	2	9	10	8	4	8
Miami Marlins	9	1	10	11	10	11	11	12	12	11	12	10	11	2	15	9	13	12	5	13	12	12	8
Milwaukee Brewers	12	1	12	12	11	10	10	12	8	12	6	15	15	11	11	11	13	14	11	4	1	11	11
New York Mets	1	1	4	7	2	3	4	8	5	7	9	6	7	11	8	2	4	3	10	7	2	1	1
Philadelphia Phillies	5	1	9	4	8	6	8	6	6	5	3	1	6	4	3	3	6	6	2	11	9	9	3
Pittsburgh Pirates	13	1	11	15	12	14	13	10	13	15	14	10	9	14	11	15	15	15	3	5	14	15	15
San Diego Padres	5	1	7	3	7	4	5	3	3	8	10	5	1	14	7	3	4	1	6	9	12	13	13
San Francisco Giants	4	1	5	5	3	5	3	2	7	4	10	6	8	12	3	6	5	5	7	7	11	3	5
St. Louis Cardinals	11	15	15	14	14	15	15	8	15	14	7	15	4	13	8	8	14	14	7	4	5	11	14
Washington Nationals	3	1	8	6	6	7	2	3	10	6	11	1	1	5	13	5	7	7	6	2	7	6	5

2020 National League Club Rank Pitching

TEAM	W	L	ERA	G	GS	SHO	GF	HLD	SV	SVO	IP	H	R	ER	HR	HB	BB	SO	WP	EK	WHP	AVG	GOAO	GDP	TBF	AB		
Arizona Diamondbacks	14	2	10	1	1	12	11	1	11	6	7	5	10	8	11	14	5	14	14	7	5	3	11	10	15	3	2	3
Atlanta Braves	3	13	7	1	1	12	8	1	5	6	11	3	9	7	7	4	11	12	12	11	5	6	8	9	8	5	3	5
Chicago Cubs	4	12	5	1	1	3	1	11	9	2	10	5	5	3	5	8	1	3	8	9	11	3	5	3	6	13	12	
Cincinnati Reds	5	9	2	1	1	1	4	13	10	14	15	11	2	5	3	2	9	9	7	1	5	14	3	2	11	14	14	14
Colorado Rockies	11	3	15	1	1	6	13	5	14	2	2	2	15	15	15	13	15	7	6	15	1	3	14	15	5	1	1	1
Los Angeles Dodgers	1	15	1	1	1	12	4	1	1	4	1	1	3	1	1	2	1	5	9	3	1	1	1	1	6	6	11	6
Miami Marlins	5	9	11	1	1	6	3	5	6	1	6	11	10	12	10	12	6	13	13	14	15	11	12	12	4	2	8	11
Milwaukee Brewers	8	7	6	1	1	6	1	5	14	5	7	8	4	6	6	2	13	5	1	2	10	6	5	4	2	12	10	10
New York Mets	11	3	12	1	1	12	13	1	7	12	13	9	12	13	12	11	9	11	8	3	3	1	10	11	12	14	5	4
Philadelphia Phillies	10	6	14	1	1	1	4	13	7	12	2	14	14	12	9	8	4	11	6	14	9	13	14	1	4	9	7	
Pittsburgh Pirates	15	1	9	1	1	6	9	5	11	15	11	10	5	10	8	9	14	15	4	5	2	6	8	7	9	10	7	13
San Diego Padres	2	14	3	1	1	6	4	5	3	6	2	4	7	4	4	7	3	2	2	4	13	9	2	6	10	6	12	9
San Francisco Giants	8	7	8	1	1	6	15	5	2	6	2	7	8	9	8	4	12	8	2	12	12	14	7	8	13	12	6	8
St. Louis Cardinals	7	11	4	15	15	3	11	15	11	6	13	15	1	2	2	4	6	6	10	13	10	3	5	3	7	6	15	15
Washington Nationals	11	3	13	1	1	3	9	11	4	11	7	13	13	11	14	15	3	10	15	10	5	11	15	13	14	10	4	2

2020 National League Starting Pitching

TEAM	W	L	ERA	G	GSCG	SHO	GF	HLD	SV	SVO	IP	H	R	ER	HR	HB	BB	IBB	SO	WP	BK	WHIP	AVG	GO/AO	GIDP
Los Angeles	17	6	3.29	60	60	0	0	0	0	0	276.1	225	116	101	42	5	70	0	259	12	0	1.07	.219	0.94	20
San Diego	18	15	3.46	60	60	1	1	0	0	0	286.0	245	120	110	38	9	78	1	304	7	0	1.13	.229	1.02	19
Cincinnati	18	22	3.50	60	60	3	2	0	0	0	311.1	249	136	121	34	16	120	1	381	12	3	1.19	.215	1.09	21
Chicago	25	20	3.77	60	60	2	2	0	0	0	325.0	292	138	136	45	9	82	2	294	9	2	1.15	.238	1.16	23
St. Louis	17	17	3.86	58	58	2	0	0	0	0	279.2	228	132	120	41	14	107	5	258	7	0	1.20	.220	1.14	25
Philadelphia	19	18	4.08	60	60	3	2	0	0	0	311.0	304	152	141	38	15	98	4	329	6	1	1.29	.256	1.44	32
Milwaukee	14	23	4.18	60	60	1	0	0	0	0	288.2	263	146	134	33	20	92	0	310	11	0	1.23	.239	1.36	20
Miami	15	19	4.31	60	60	1	0	0	0	0	273.1	267	152	131	40	12	108	2	264	6	2	1.37	.254	1.16	23
Pittsburgh	10	25	4.74	60	60	1	0	0	0	0	283.0	246	159	149	53	19	133	0	276	13	0	1.34	.236	1.12	23
Colorado	14	23	4.83	60	60	1	0	0	0	0	320.1	328	184	172	45	17	112	0	216	8	1	1.37	.264	1.21	40
San Francisco	11	17	4.99	60	60	1	0	0	0	0	279.2	265	168	155	35	17	106	0	274	11	3	1.33	.246	0.86	18
Arizona	10	25	5.04	60	60	0	0	0	0	0	291.1	290	170	163	59	12	119	5	299	10	0	1.40	.255	0.76	23
New York	13	22	5.37	60	60	0	0	0	0	0	278.1	302	176	166	47	12	87	1	312	11	0	1.40	.273	0.90	16
Washington	15	27	5.38	60	60	2	0	0	0	0	298.0	351	186	178	62	12	105	8	283	9	3	1.53	.287	0.91	23
Atlanta	14	16	5.51	60	60	0	0	0	0	0	251.2	252	170	154	39	17	113	2	224	9	2	1.45	.258	1.18	23

2020 National League Relief Pitching

TEAM	W	L	ERA	G	GSCG	SHO	GF	HLD	SV	SVO	IP	H	R	ER	HR	HB	BB	IBB	SO	WP	BK	WHIP	AVG	GO/AO	GIDP	
Los Angeles	26	11	2.74	60	0	0	0	60	52	15	25	262.1	199	97	80	24	16	75	4	258	12	0	1.04	.207	1.23	21
Atlanta	21	9	3.50	60	0	0	0	60	31	13	19	272.2	242	118	106	30	16	107	11	282	14	0	1.28	.236	0.90	22
St. Louis	13	11	4.00	58	0	0	0	56	22	13	18	193.1	148	97	86	28	12	97	3	206	14	1	1.27	.211	0.91	16
Milwaukee	15	8	4.17	60	0	0	0	59	20	14	22	228.2	183	118	106	34	15	97	1	304	10	2	1.22	.216	1.06	17
San Francisco	18	14	4.24	60	0	0	0	59	43	13	24	238.0	209	129	112	34	17	104	2	214	9	2	1.32	.235	0.86	19
Chicago	9	6	4.38	60	0	0	0	58	26	16	21	193.1	159	102	94	29	8	100	5	229	13	2	1.34	.224	1.12	18
San Diego	19	8	4.38	60	0	0	0	59	42	13	24	234.1	211	121	114	32	13	92	1	261	12	3	1.29	.239	0.97	22
Cincinnati	13	7	4.53	60	0	0	0	57	25	9	16	192.2	152	107	97	33	13	93	5	234	11	2	1.27	.215	0.85	12
New York	13	12	4.60	60	0	0	0	60	27	11	18	235.0	209	132	120	34	17	132	6	262	13	0	1.45	.234	1.08	17
Arizona	15	10	4.60	60	0	0	0	60	22	13	22	227.0	216	125	116	34	11	116	15	225	13	1	1.46	.250	0.92	28
Pittsburgh	9	16	4.62	60	0	0	0	59	22	6	19	230.0	205	139	118	27	18	116	3	260	15	2	1.40	.235	0.91	17
Washington	11	7	4.68	60	0	0	0	58	40	12	22	205.2	197	115	107	32	10	111	14	225	14	1	1.50	.246	0.78	17
Miami	16	10	5.50	60	0	0	0	59	29	18	23	230.2	239	152	141	42	14	118	12	187	5	2	1.55	.269	1.13	32
Colorado	12	11	6.77	60	0	0	0	59	20	16	24	206.0	251	169	155	38	23	93	5	177	21	0	1.67	.305	1.00	26
Philadelphia	9	14	7.06	60	0	0	0	57	27	11	24	186.0	246	159	146	42	13	87	8	203	8	2	1.79	.315	1.07	14

2020 National League Pinch Hitting

TEAM	AVG	G	AB	R	H	TB	2B	3B	HR	RBI	BB	IBB	SO	SB	CS	OBP	SLG	OPS	SAC	SF	HB	BP	GIDP
Washington Nationals	.321	28	3	9	12	3	0	0	2	3	0	11	1	0	.387	.429	.816	0	0	0	0	0	0
Philadelphia Phillies	.293	41	7	12	14	2	0	0	6	6	1	7	0	0	.383	.341	.724	0	0	0	0	1	1
Milwaukee Brewers	.271	59	5	16	24	5	0	1	9	6	1	18	0	0	.338	.407	.745	0	0	0	0	1	1
San Francisco Giants	.271	59	10	16	32	4	0	4	12	12	2	22	0	0	.389	.542	.931	0	1	0	1	1	1
San Diego Padres	.263	38	6	10	16	1	1	1	6	4	0	10	0	0	.333	.421	.754	1	0	0	0	2	2
Miami Marlins	.233	30	2	7	9	2	0	0	4	6	1	8	0	0	.361	.300	.661	0	0	0	1	1	1
Atlanta Braves	.231	26	4	6	11	2	0	1	4	4	0	6	0	0	.333	.423	.756	0	0	0	0	0	0
Cincinnati Reds	.228	57	7	13	26	2	1	3	13	8	0	20	2	0	.353	.456	.809	0	0	3	1	1	1
Los Angeles Dodgers	.194	36	1	7	13	3	0	1	5	3	0	16	0	0	.268	.361	.629	0	1	1	1	2	2
New York Mets	.188	32	2	6	9	0	0	1	3	3	0	8	0	0	.250	.281	.531	0	1	0	1	1	1
Colorado Rockies	.186	43	3	8	13	2	0	1	9	7	1	18	0	0	.314	.302	.616	0	0	1	0	0	0
Pittsburgh Pirates	.160	25	1	4	5	1	0	0	2	1	0	9	0	0	.192	.200	.392	0	0	0	0	0	0
Chicago Cubs	.114	44	4	5	9	1	0	1	4	6	0	19	1	0	.235	.205	.440	0	0	1	1	1	1
St. Louis Cardinals	.034	29	0	1	1	0	0	0	2	2	1	12	0	0	.125	.034	.160	0	0	1	1	1	1
Arizona Diamondbacks	.000	22	0	0	0	0	0	0	0	0	3	0	9	0	.154	.000	.154	0	0	1	1	1	1

2020 National League Batting Leaders
HOME RUNS

#	Player	Team	HR
1	Ozuna, M	ATL	18
2	Tatis Jr., F	SD	17
3	Alonso, P	NYM	16
3	Betts, M	LAD	16
3	Calhoun, K	ARI	16
3	Duvall, A	ATL	16
3	Machado, M	SD	16
3	Pollock, A	LAD	16
9	3 tied		15

AVERAGE

#	Player	Team	AVG
1	Soto, J	WSH	.351
2	Freeman, F	ATL	.341
3	Ozuna, M	ATL	.338
4	Turner, T	WSH	.335
5	Solano, D	SF	.326
6	Conforto, M	NYM	.322
7	Tapia, R	COL	.321
8	Smith, D	NYM	.316
9	McNeil, J	NYM	.311
10	Seager, C	LAD	.307

TOTAL BASES

#	Player	Team	TB
1	Ozuna, M	ATL	145
2	Freeman, F	ATL	137
2	Turner, T	WSH	137
4	Machado, M	SD	130
5	Tatis Jr., F	SD	128
6	Seager, C	LAD	124
7	Betts, M	LAD	123
8	Story, T	COL	122
9	Myers, W	SD	120
10	Pollock, A	LAD	111

OPS

#	Player	Team	OPS
1	Soto, J	WSH	1.185
2	Freeman, F	ATL	1.102
3	Ozuna, M	ATL	1.067
4	Smith, D	NYM	.993
5	Acuña Jr., R	ATL	.987
6	Turner, T	WSH	.982
7	Yastrzemski, M	SF	.968
8	Harper, B	PHI	.962
9	Myers, W	SD	.959
10	Machado, M	SD	.950

HITS

#	Player	Team	H
1	Turner, T	WSH	78
2	Ozuna, M	ATL	77
3	Freeman, F	ATL	73
4	Machado, M	SD	68
4	Story, T	COL	68
6	Blackmon, C	COL	67
7	Conforto, M	NYM	65
7	Seager, C	LAD	65
7	Swanson, D	ATL	65
10	2 tied		64

PLATE APPS

#	Player	Team	PA
1	Ozuna, M	ATL	267
2	Swanson, D	ATL	264
3	Freeman, F	ATL	262
4	Story, T	COL	259
4	Turner, T	WSH	259
6	Tatis Jr., F	SD	257
7	Machado, M	SD	254
8	Grisham, T	SD	252
9	Marte, S	MIA	250
10	Muncy, M	LAD	248

SAC FLIES

#	Player	Team	SF
1	Blackmon, C	COL	5
2	Aguilar, J	MIA	4
2	Arenado, N	COL	4
4	Bell, J	PIT	4
4	Cabrera, A	WSH	4
4	Calhoun, K	ARI	4
4	DeJong, P	STL	4
2	Machado, M	SD	4
9	11 tied		3

OBP%

#	Player	Team	OBP
1	Soto, J	WSH	.490
2	Freeman, F	ATL	.462
3	Ozuna, M	ATL	.431
4	Harper, B	PHI	.420
5	Goldschmidt, P	STL	.417
6	Conforto, M	NYM	.412
7	Acuña Jr., R	ATL	.406
8	Nimmo, B	NYM	.404
9	Yastrzemski, M	SF	.400
10	Turner, T	WSH	.394

HBP

#	Player	Team	HBP
1	Contreras, W	CHC	14
2	Hiura, K	MIL	11
3	Rizzo, A	CHC	10
4	Marte, S	MIA	9
4	Robles, V	WSH	9
6	Conforto, M	NYM	7
6	Davis, J	NYM	7
8	9 tied		6

RBI

#	Player	Team	RBI
1	Ozuna, M	ATL	56
2	Freeman, F	ATL	53
3	Machado, M	SD	47
4	Tatis Jr., F	SD	45
5	Blackmon, C	COL	42
5	Smith, D	NYM	42
7	Seager, C	LAD	41
7	Turner, T	WSH	41
9	3 tied		40

AT BATS

#	Player	Team	AB
1	Swanson, D	ATL	237
2	Story, T	COL	235
3	Turner, T	WSH	233
4	Marte, S	MIA	228
4	Ozuna, M	ATL	228
6	Machado, M	SD	224
6	Tatis Jr., F	SD	224
8	Báez, J	CHC	222
9	Blackmon, C	COL	221
10	Betts, M	LAD	219

INTENTIONAL WALKS

#	Player	Team	IBB
1	Soto, J	WSH	12
2	Harper, B	PHI	8
3	Freeman, F	ATL	7
4	Alonso, P	NYM	4
4	Bell, J	PIT	4
4	Blackmon, C	COL	4
4	Escobar, E	ARI	4
4	Machado, M	SD	4
4	Rizzo, A	CHC	4
10	3 tied		3

RUNS

#	Player	Team	R
1	Freeman, F	ATL	51
2	Tatis Jr., F	SD	50
3	Swanson, D	ATL	49
4	Betts, M	LAD	47
5	Acuña Jr., R	ATL	46
5	Turner, T	WSH	46
7	Machado, M	SD	44
8	Grisham, T	SD	42
9	Harper, B	PHI	41
9	Story, T	COL	41

CAUGHT STEALING

#	Player	Team	CS
1	Villar, J	MIA	5
2	Edman, T	STL	4
2	Turner, T	WSH	4
4	10 tied		3

WALKS

#	Player	Team	BB
1	Harper, B	PHI	49
2	Yelich, C	MIL	46
3	Freeman, F	ATL	45
4	Soto, J	WSH	41
5	Muncy, M	LAD	39
6	Acuña Jr., R	ATL	38
6	Ozuna, M	ATL	38
8	Goldschmidt, P	STL	37
8	Votto, J	CIN	37
10	Nimmo, B	NYM	33

TRIPLES

#	Player	Team	3B
1	Story, T	COL	4
1	Turner, T	WSH	4
1	Yastrzemski, M	SF	4
4	Cabrera, A	WSH	3
4	Cronenworth, J	SD	3
4	Escobar, E	ARI	3
4	Grisham, T	SD	3
4	Hampson, G	COL	3
4	Nimmo, B	NYM	3
10	19 tied		2

STRIKEOUTS

#	Player	Team	SO
1	Hiura, K	MIL	85
2	Yelich, C	MIL	76
3	Báez, J	CHC	75
4	Swanson, D	ATL	71
5	Castellanos, N	CIN	69
6	Suárez, E	CIN	67
7	Anderson, B	MIA	66
7	McMahon, R	COL	66
7	Schwarber, K	CHC	66
10	Polanco, G	PIT	65

GAMES

#	Player	Team	G
1	Marte, S	MIA	61
2	Castellanos, N	CIN	60
2	Freeman, F	ATL	60
2	Gregorius, D	PHI	60
2	Machado, M	SD	60
2	Ozuna, M	ATL	60
2	Swanson, D	ATL	60
8	10 tied		59

STOLEN BASES

#	Player	Team	SB
1	Story, T	COL	15
2	Quinn, R	PHI	12
2	Turner, T	WSH	12
4	Tatis Jr., F	SD	11
5	Betts, M	LAD	10
5	Grisham, T	SD	10
5	Marte, S	MIA	10
8	Berti, J	MIA	9
8	Villar, J	MIA	9
10	5 tied		8

GIDP

#	Player	Team	GIDP
1	Arcia, O	MIL	10
1	Longoria, E	SF	10
3	Machado, M	SD	9
3	Moran, C	PIT	9
5	Báez, J	CHC	8
5	Davis, J	NYM	8
5	Seager, C	LAD	8
5	d'Arnaud, T	ATL	8
9	4 tied		7

SLG%

#	Player	Team	SLG
1	Soto, J	WSH	.695
2	Freeman, F	ATL	.640
3	Ozuna, M	ATL	.636
4	Smith, D	NYM	.616
5	Myers, W	SD	.606
6	Turner, T	WSH	.588
7	Seager, C	LAD	.585
8	Acuña Jr., R	ATL	.581
9	Machado, M	SD	.580
10	Tatis Jr., F	SD	.571

EXTRA-BASE HITS

#	Player	Team	XBH
1	Freeman, F	ATL	37
2	Ozuna, M	ATL	32
2	Smith, D	NYM	32
4	Myers, W	SD	31
4	Turner, T	WSH	31
6	Tatis Jr., F	SD	30
7	Machado, M	SD	29
8	Seager, C	LAD	28
8	Story, T	COL	28
8	Yastrzemski, M	SF	28

DOUBLES

#	Player	Team	2B
1	Freeman, F	ATL	23
2	Smith, D	NYM	21
3	Walker, C	ARI	18
4	Cronenworth, J	SD	15
4	Markakis, N	ATL	15
4	Solano, D	SF	15
4	Swanson, D	ATL	15
4	Turner, T	WSH	15
9	7 tied		14

SAC Bunts

#	Player	Team	SH
1	Hedges, A	SD	5
2	Eaton, A	WSH	4
3	Garcia, G	SD	3
3	Hampson, G	COL	3
3	Haseley, A	PHI	3
6	7 tied		2

2020 National League Pitching Leaders

HOME RUNS

#	Player	Team	HR
1	Williams, T	PIT	15
2	Matz, S	NYM	14
2	Paddock, C	SD	14
2	Voth, A	WSH	14
5	Bumgarner, M	ARI	13
5	Mills, A	CHC	13
7	Castellani, R	COL	12
7	Holland, D	PIT	12
7	Stripling, R	LAD	12
10	3 tied		11

GROUND OUTS

#	Player	Team	GO
1	Márquez, G	COL	101
2	Senzatela, A	COL	97
3	Freeland, K	COL	94
3	Wheeler, Z	PHI	94
5	Hendricks, K	CHC	91
6	Fedde, E	WSH	84
7	Castillo, L	CIN	83
8	Houser, A	MIL	82
9	Mills, A	CHC	74
10	2 tied		73

WHIP

#	Player	Team	WHIP
1	Bauer, T	CIN	0.79
2	Lamet, D	SD	0.86
3	deGrom, J	NYM	0.96
4	Darvish, Y	CHC	0.96
5	Woodruff, B	MIL	0.99
6	Hendricks, K	CHC	1.00
7	Wainwright, A	STL	1.05
8	Davies, Z	SD	1.07
9	Nola, A	PHI	1.08
10	Gallen, Z	ARI	1.11

STRIKEOUTS

#	Player	Team	SO
1	deGrom, J	NYM	104
2	Bauer, T	CIN	100
3	Nola, A	PHI	96
4	Darvish, Y	CHC	93
4	Lamet, D	SD	93
6	Scherzer, M	WSH	92
7	Woodruff, B	MIL	91
8	Castillo, L	CIN	89
9	Burnes, C	MIL	88
10	Gallen, Z	ARI	82

COMPLETE GAMES

#	Player	Team	CG
1	Bauer, T	CIN	2
1	Nola, A	PHI	2
1	Wainwright, A	STL	2
4	12 tied		1

INNINGS PITCHED

#	Player	Team	IP
1	Márquez, G	COL	81.2
2	Hendricks, K	CHC	81.1
3	Darvish, Y	CHC	76.0
4	Woodruff, B	MIL	73.2
5	Senzatela, A	COL	73.1
6	Bauer, T	CIN	73.0
7	Gallen, Z	ARI	72.0
8	Nola, A	PHI	71.1
9	Wheeler, Z	PHI	71.0
10	Freeland, K	COL	70.2

RUNS

#	Player	Team	R
1	Williams, T	PIT	42
2	Cueto, J	SF	41
2	Houser, A	MIL	41
2	Márquez, G	COL	41
2	Porcello, R	NYM	41
6	Sánchez, A	WSH	40
7	Weaver, L	ARI	39
8	Webb, L	SF	38
9	Voth, A	WSH	36
10	2 tied		35

OBP %

#	Player	Team	OBP
1	Bauer, T	CIN	.219
2	Lamet, D	SD	.236
3	deGrom, J	NYM	.243
4	Darvish, Y	CHC	.253
5	Hendricks, K	CHC	.260
6	Woodruff, B	MIL	.263
7	Davies, Z	SD	.269
8	Wainwright, A	STL	.271
9	Nola, A	PHI	.273
10	Gallen, Z	ARI	.284

HB

#	Player	Team	HB
1	Webb, L	SF	7
1	Wheeler, Z	PHI	7
3	Bumgarner, M	ARI	6
4	Braut, S	PIT	5
4	Castellani, R	COL	5
4	Hughes, J	NYM	5
4	Oviedo, J	STL	5
4	Strahm, M	SD	5
4	Toussaint, T	ATL	5
10	13 tied		4

WINS

#	Player	Team	W
1	Darvish, Y	CHC	8
2	Davies, Z	SD	7
2	Fried, M	ATL	7
4	Hendricks, K	CHC	6
4	Kershaw, C	LAD	6
4	López, P	MIA	6
4	Peterson, D	NYM	6
8	8 tied		5

SHUTOUTS

#	Player	Team	SHO
1	Bauer, T	CIN	2
1	Clevinger, M	SD	1
2	Eflin, Z	PHI	1
2	Hendricks, K	CHC	1
2	Mills, A	CHC	1
2	Nola, A	PHI	1

WPCT

#	Player	Team	WPCT
1	Lamet, D	SD	.750
2	Darvish, Y	CHC	.727
3	Wheeler, Z	PHI	.667
3	deGrom, J	NYM	.667
5	Davies, Z	SD	.636
6	Senzatela, A	COL	.625
6	Wainwright, A	STL	.625
8	Gallen, Z	ARI	.600
9	Bauer, T	CIN	.556
9	Scherzer, M	WSH	.556

GO/AO

#	Player	Team	GO/AO
1	Castillo, L	CIN	2.52
2	Wheeler, Z	PHI	1.84
3	Freeland, K	COL	1.54
4	Nola, A	PHI	1.53
5	Márquez, G	COL	1.51
6	Senzatela, A	COL	1.35
7	Mills, A	CHC	1.28
8	Woodruff, B	MIL	1.19
9	Gallen, Z	ARI	1.17
10	Hendricks, K	CHC	1.17

GIDP

#	Player	Team	GIDP
1	Freeland, K	COL	14
2	Wheeler, Z	PHI	13
3	Arrieta, J	PHI	9
3	Gallen, Z	ARI	9
3	Senzatela, A	COL	9
6	Houser, A	MIL	8
6	Márquez, G	COL	8
6	Webb, L	SF	8
9	6 tied		7

WALKS

#	Player	Team	BB
1	Ray, R	ARI	31
2	Kuhl, C	PIT	28
3	Castellani, R	COL	26
3	Cueto, J	SF	26
3	Gray, S	CIN	26
6	Anderson, T	SF	25
6	Gallen, Z	ARI	25
6	Márquez, G	COL	25
9	5 tied		24

LOSSES

#	Player	Team	L
1	Weaver, L	ARI	9
2	Williams, T	PIT	8
3	Corbin, P	WSH	7
3	Porcello, R	NYM	7
5	Castillo, L	CIN	6
5	Houser, A	MIL	6
5	Márquez, G	COL	6
8	9 tied		5

GAMES STARTED

#	Player	Team	GS
1	Freeland, K	COL	13
1	Márquez, G	COL	13
1	Woodruff, B	MIL	13
4	15 tied		12

HOLDS

#	Player	Team	HLD
1	Rogers, T	SF	10
1	Watson, T	SF	10
1	Wilson, J	NYM	10
4	Greene, S	ATL	9
4	Pomeranz, D	SD	9
4	Rainey, T	WSH	9
4	Treinen, B	LAD	9
4	Williams, D	MIL	9
9	Hunter, T	PHI	8
10	5 tied		7

AVERAGE AGAINST

#	Player	Team	AVG
1	Bauer, T	CIN	.159
2	Lamet, D	SD	.161
3	deGrom, J	NYM	.190
4	Woodruff, B	MIL	.204
5	Nola, A	PHI	.205
6	Gallen, Z	ARI	.210
7	Darvish, Y	CHC	.211
8	Davies, Z	SD	.216
9	Wainwright, A	STL	.221
10	Mills, A	CHC	.230

ERA

#	Player	Team	ERA
1	Bauer, T	CIN	1.73
2	Darvish, Y	CHC	2.01
3	Lamet, D	SD	2.09
4	deGrom, J	NYM	2.38
5	Davies, Z	SD	2.73
6	Gallen, Z	ARI	2.75
7	Hendricks, K	CHC	2.88
8	Wheeler, Z	PHI	2.92
9	Woodruff, B	MIL	3.05
10	Wainwright, A	STL	3.15

HITS

#	Player	Team	H
1	Corbin, P	WSH	85
2	Márquez, G	COL	78
3	Freeland, K	COL	77
4	Porcello, R	NYM	74
5	Hendricks, K	CHC	73
6	Senzatela, A	COL	71
7	Sánchez, A	WSH	70
7	Scherzer, M	WSH	70
9	Wheeler, Z	PHI	67
10	Williams, T	PIT	66

SAVES

#	Player	Team	SV
1	Hader, J	MIL	13
2	Kintzler, B	MIA	12
3	Jansen, K	LAD	11
3	Melancon, M	ATL	11
5	Hudson, D	WSH	10
6	Iglesias, R	CIN	8
6	Jeffress, J	CHC	8
6	Bard, D	COL	6
8	Bradley, A	CIN	6
8	Diaz, E	NYM	6

GAMES

#	Player	Team	G
1	Rogers, T	SF	29
2	Greene, S	ATL	28
3	Jansen, K	LAD	27
3	Stratton, C	PIT	27
3	Treinen, B	LAD	27
6	Crichton, S	ARI	26
6	Diaz, E	NYM	26
6	Estévez, C	COL	26
9	6 tied		25

OPS

#	Player	Team	OPS
1	Lamet, D	SD	.496
2	Bauer, T	CIN	.522
3	deGrom, J	NYM	.565
4	Darvish, Y	CHC	.575
5	Woodruff, B	MIL	.604
6	Gallen, Z	ARI	.620
7	Nola, A	PHI	.627
8	Davies, Z	SD	.630
9	Hendricks, K	CHC	.632
10	Wainwright, A	STL	.640

2020 National League Rookie Batting Leaders
AVERAGE

#	Player	Team	AVG
1	Hayes, K	PIT	.376
2	Bohm, A	PHI	.338
3	Fuentes, J	COL	.306
4	Cronenworth, J	SD	.285
5	Garcia, L	WSH	.276
6	Dubón, M	SF	.274
7	Giménez, A	NYM	.263
8	Akiyama, S	CIN	.245
9	Bart, J	SF	.233
10	Hoerner, N	CHC	.222

HOME RUNS

#	Player	Team	HR
1	Hilliard, S	COL	6
2	Hayes, K	PIT	5
3	Bohm, A	PHI	4
3	Cronenworth, J	SD	4
3	Dubón, M	SF	4
6	Carlson, D	STL	3
6	Giménez, A	NYM	3
6	Varsho, D	ARI	3
9	Fuentes, J	COL	2
9	Garcia, L	WSH	2

RBI

#	Player	Team	RBI
1	Bohm, A	PHI	23
2	Cronenworth, J	SD	20
3	Dubón, M	SF	19
4	Fuentes, J	COL	17
5	Carlson, D	STL	16
5	Garcia, L	WSH	16
7	Hoerner, N	CHC	13
8	Giménez, A	NYM	12
9	Hayes, K	PIT	11
10	Hilliard, S	COL	10

OBP%

#	Player	Team	OBP
1	Hayes, K	PIT	.442
2	Bohm, A	PHI	.400
3	Akiyama, S	CIN	.357
4	Cronenworth, J	SD	.354
5	Kieboom, C	WSH	.344
6	Dubón, M	SF	.337
7	Giménez, A	NYM	.333
8	Fuentes, J	COL	.320
9	Hoerner, N	CHC	.312
10	Garcia, L	WSH	.302

SLG%

#	Player	Team	SLG
1	Hayes, K	PIT	.682
2	Bohm, A	PHI	.481
3	Cronenworth, J	SD	.477
4	Fuentes, J	COL	.439
5	Hilliard, S	COL	.438
6	Giménez, A	NYM	.398
7	Dubón, M	SF	.389
8	Varsho, D	ARI	.366
9	Garcia, L	WSH	.366
10	Carlson, D	STL	.364

OPS

#	Player	Team	OPS
1	Hayes, K	PIT	1.124
2	Bohm, A	PHI	.881
3	Cronenworth, J	SD	.831
4	Fuentes, J	COL	.759
5	Giménez, A	NYM	.732
6	Dubón, M	SF	.726
7	Hilliard, S	COL	.710
8	Garcia, L	WSH	.668
9	Akiyama, S	CIN	.654
10	Varsho, D	ARI	.653

HITS

#	Player	Team	H
1	Bohm, A	PHI	54
2	Cronenworth, J	SD	49
3	Dubón, M	SF	43
4	Akiyama, S	CIN	38
5	Garcia, L	WSH	37
6	Hayes, K	PIT	32
7	Giménez, A	NYM	31
8	Fuentes, J	COL	30
9	Bart, J	SF	24
9	Hoerner, N	CHC	24

DOUBLES

#	Player	Team	2B
1	Cronenworth, J	SD	15
2	Bohm, A	PHI	11
3	Carlson, D	STL	7
3	Fuentes, J	COL	7
3	Hayes, K	PIT	7
6	Akiyama, S	CIN	6
6	Garcia, L	WSH	6
8	Bart, J	SF	5
8	Varsho, D	ARI	5
10	2 tied		4

TRIPLES

#	Player	Team	3B
1	Cronenworth, J	SD	3
2	Bart, J	SF	2
2	Giménez, A	NYM	2
2	Hayes, K	PIT	2
2	Hilliard, S	COL	2
2	Varsho, D	ARI	2
7	Akiyama, S	CIN	1
7	Carlson, D	STL	1
7	Dubón, M	SF	1

WALKS

#	Player	Team	BB
1	Akiyama, S	CIN	25
2	Cronenworth, J	SD	18
3	Kieboom, C	WSH	17
4	Bohm, A	PHI	16
5	Dubón, M	SF	15
6	Hoerner, N	CHC	12
6	Varsho, D	ARI	12
8	Hayes, K	PIT	9
8	Hilliard, S	COL	9
10	Carlson, D	STL	8

EXTRA-BASE HITS

#	Player	Team	XBH
1	Cronenworth, J	SD	22
2	Bohm, A	PHI	15
3	Hayes, K	PIT	14
4	Carlson, D	STL	11
5	Hilliard, S	COL	10
5	Varsho, D	ARI	10
7	Dubón, M	SF	9
7	Fuentes, J	COL	9
9	Garcia, L	WSH	8
9	Giménez, A	NYM	8

TOTAL BASES

#	Player	Team	TB
1	Cronenworth, J	SD	82
2	Bohm, A	PHI	77
3	Dubón, M	SF	61
4	Hayes, K	PIT	58
5	Garcia, L	WSH	49
6	Giménez, A	NYM	47
7	Akiyama, S	CIN	46
7	Hilliard, S	COL	46
9	Fuentes, J	COL	43
10	Carlson, D	STL	40

RUNS

#	Player	Team	R
1	Cronenworth, J	SD	26
2	Bohm, A	PHI	24
3	Giménez, A	NYM	22
4	Dubón, M	SF	21
5	Hoerner, N	CHC	19
6	Garcia, L	WSH	18
7	Hayes, K	PIT	17
8	Akiyama, S	CIN	16
8	Varsho, D	ARI	16
10	2 tied		15

STOLEN BASES

#	Player	Team	SB
1	Giménez, A	NYM	8
2	Akiyama, S	CIN	7
3	Cronenworth, J	SD	3
3	Hilliard, S	COL	3
3	Hoerner, N	CHC	3
3	Varsho, D	ARI	3
7	Dubón, M	SF	2
8	5 tied		1

CAUGHT STEALING

#	Player	Team	CS
1	Akiyama, S	CIN	3
1	Dubón, M	SF	3
3	Hoerner, N	CHC	2
4	Bohm, A	PHI	1
4	Carlson, D	STL	1
4	Cronenworth, J	SD	1
4	Garcia, L	WSH	1
4	Giménez, A	NYM	1
4	Kieboom, C	WSH	1
4	Varsho, D	ARI	1

2020 National League Rookie Pitching Leaders

ERA

#	Player	Team	ERA
1	Kim, K	STL	1.62
2	Anderson, I	ATL	1.95
3	Gonsolin, T	LAD	2.31
4	May, D	LAD	2.57
5	Antone, T	CIN	2.80
6	Peterson, D	NYM	3.44
7	Sánchez, S	MIA	3.46
8	Brubaker, J	PIT	4.94
9	Wright, K	ATL	5.21
10	Webb, L	SF	5.47

COMPLETE GAMES

#	Player	Team	CG
1	Sánchez, S	MIA	1

AVG

#	Player	Team	AVG
1	Antone, T	CIN	.165
2	Anderson, I	ATL	.172
3	Gonsolin, T	LAD	.193
4	Kim, K	STL	.197
5	Peterson, D	NYM	.202
6	May, D	LAD	.220
7	Castellani, R	COL	.236
8	Wright, K	ATL	.243
9	Sánchez, S	MIA	.250
10	Brubaker, J	PIT	.262

WINS

#	Player	Team	W
1	Peterson, D	NYM	6
2	Anderson, I	ATL	3
2	Kim, K	STL	3
2	May, D	LAD	3
2	Sánchez, S	MIA	3
2	Webb, L	SF	3
7	Gonsolin, T	LAD	2
7	Wright, K	ATL	2
9	Brubaker, J	PIT	1
9	Castellani, R	COL	1

SHUTOUTS

#	Player	Team	SHO
1	Antone, T	CIN	13
1	Webb, L	SF	13
3	May, D	LAD	12
4	Brubaker, J	PIT	11
5	Castellani, R	COL	10
5	Peterson, D	NYM	10
7	Gonsolin, T	LAD	9
8	Kim, K	STL	8
8	Wright, K	ATL	8
10	Sánchez, S	MIA	7

WHIP

#	Player	Team	WHIP
1	Gonsolin, T	LAD	0.84
2	Antone, T	CIN	1.02
3	Kim, K	STL	1.03
4	Anderson, I	ATL	1.08
5	May, D	LAD	1.09
6	Sánchez, S	MIA	1.21
7	Peterson, D	NYM	1.21
8	Brubaker, J	PIT	1.37
9	Castellani, R	COL	1.45
10	Wright, K	ATL	1.55

STRIKEOUTS

#	Player	Team	SO
1	Brubaker, J	PIT	48
2	Gonsolin, T	LAD	46
2	Webb, L	SF	46
4	Antone, T	CIN	45
5	May, D	LAD	44
6	Anderson, I	ATL	41
7	Peterson, D	NYM	40
8	Sánchez, S	MIA	33
9	Wright, K	ATL	30
10	Castellani, R	COL	25

SAVES

#	Player	Team	SV
1	Kim, K	STL	1

WPCT

#	Player	Team	WPCT
1	Kim, K	STL	1.000
2	May, D	LAD	.750
2	Peterson, D	NYM	.750
4	Anderson, I	ATL	.600
4	Sánchez, S	MIA	.600
6	Gonsolin, T	LAD	.500
7	Webb, L	SF	.429
8	Wright, K	ATL	.333
9	Brubaker, J	PIT	.250
10	Castellani, R	COL	.200

GAMES STARTED

#	Player	Team	GS
1	Webb, L	SF	11
2	May, D	LAD	10
3	Brubaker, J	PIT	9
3	Castellani, R	COL	9
3	Peterson, D	NYM	9
6	Gonsolin, T	LAD	8
6	Wright, K	ATL	8
8	Kim, K	STL	7
8	Sánchez, S	MIA	7
10	Anderson, I	ATL	6

INNINGS PITCHED

#	Player	Team	IP
1	May, D	LAD	56.0
2	Webb, L	SF	54.1
3	Peterson, D	NYM	49.2
4	Brubaker, J	PIT	47.1
5	Gonsolin, T	LAD	46.2
6	Castellani, R	COL	43.1
7	Kim, K	STL	39.0
7	Sánchez, S	MIA	39.0
9	Wright, K	ATL	38.0
10	Antone, T	CIN	35.1

AMERICAN LEAGUE STATISTICS

2020 American League Hitting

TEAM	AVG	G	AB	R	H	TB	2B	3B	HR	RBI	BB	IBB	SO	SB	CS	OBP	SLG	OPS	SAC	SF	HBPGIDPLOB		
Boston Red Sox	.265	60	2083	292	552	927	118	7	81	278	187	8	545	31	9	.330	.445	.776	4	9	21	51	429
Chicago White Sox	.261	60	2047	306	534	928	94	6	96	294	179	1	571	20	8	.326	.453	.779	1	13	24	44	400
Baltimore Orioles	.258	60	2026	274	523	870	102	7	77	264	164	5	514	19	14	.321	.429	.750	15	10	27	32	410
Toronto Blue Jays	.255	60	2023	302	516	892	104	4	88	288	203	4	508	33	6	.325	.441	.766	8	14	12	39	404
Los Angeles Angels	.248	60	2020	294	501	869	97	8	85	285	239	8	490	21	8	.332	.430	.762	6	18	25	49	436
New York Yankees	.247	60	1915	315	473	856	87	7	94	301	251	5	480	27	7	.342	.447	.789	1	11	30	51	409
Detroit Tigers	.245	58	1893	249	463	751	78	12	62	242	147	1	567	19	6	.303	.397	.700	1	14	19	42	337
Kansas City Royals	.244	60	1988	248	485	800	97	7	68	237	172	3	527	49	20	.309	.402	.711	8	10	18	28	395
Minnesota Twins	.242	60	1937	269	468	828	81	3	91	258	186	9	528	14	7	.315	.427	.743	2	14	29	38	378
Houston Astros	.240	60	1992	279	478	812	103	12	69	268	192	5	440	22	11	.312	.408	.720	6	13	23	39	400
Tampa Bay Rays	.238	60	1975	289	470	839	105	12	80	274	243	9	608	48	9	.328	.425	.753	0	14	28	38	424
Cleveland Indians	.228	60	1959	248	446	729	96	5	59	234	239	4	517	25	10	.317	.372	.689	7	16	24	40	412
Seattle Mariners	.226	60	1929	254	435	713	88	5	60	244	207	5	545	50	16	.309	.370	.678	3	12	30	35	379
Oakland Athletics	.225	60	1908	274	430	756	91	11	71	264	238	5	524	26	3	.322	.396	.718	2	14	39	44	401
Texas Rangers	.217	60	1936	224	420	704	80	9	62	204	167	3	548	49	14	.285	.364	.648	2	18	24	33	354

2020 American League Pitching

TEAM	W	L	ERA	G	GSCG	SHO	GF	HLD	SV	SVO	IP	H	R	ER	HR	HB	BB	IBB	SO	WP	BK	WHIP	AVG	GO	AO	GIDP
Cleveland	35	25	3.29	60	60	1	7	59	35	20	28	536.0	440	209	196	68	27	157	8	621	20	1	1.11	.223	0.90	41
Tampa Bay	40	20	3.56	60	60	0	4	60	42	23	31	527.2	475	229	209	70	29	168	4	552	30	1	1.22	.238	1.10	43
Minnesota	36	24	3.58	60	60	0	4	60	53	17	27	513.1	448	215	204	62	21	170	0	535	20	1	1.20	.232	0.87	33
Oakland	36	24	3.77	60	60	1	5	59	33	17	21	515.1	471	232	216	69	15	165	6	506	16	1	1.23	.240	0.83	29
Chicago	35	25	3.81	60	60	1	6	59	32	13	25	527.0	448	246	223	71	23	217	6	523	24	0	1.26	.226	1.04	44
Kansas City	26	34	4.30	60	60	1	4	59	29	19	20	517.0	500	272	247	76	29	211	7	517	28	3	1.38	.254	1.00	55
Houston	29	31	4.31	60	60	0	0	60	28	16	29	524.0	472	275	251	70	29	217	7	526	25	4	1.31	.239	1.03	43
New York	33	27	4.35	60	60	2	2	58	16	14	23	500.2	455	270	242	83	25	168	5	528	22	2	1.24	.236	0.95	29
Baltimore	25	35	4.51	60	60	0	1	60	32	11	18	518.2	489	294	260	79	34	192	2	487	35	4	1.31	.246	0.97	39
Toronto	32	28	4.60	60	60	0	1	60	33	17	29	524.2	517	312	268	81	14	250	7	519	15	2	1.46	.255	1.00	42
Texas	22	38	5.02	60	60	2	3	58	16	10	19	516.2	479	312	288	81	30	236	3	489	21	2	1.38	.242	0.84	34
Seattle	27	33	5.03	60	60	1	0	59	30	15	24	516.2	482	303	289	79	37	230	7	469	23	1	1.38	.245	0.84	41
Los Angeles	26	34	5.09	60	60	1	2	59	23	12	26	525.1	492	321	297	82	21	199	8	523	25	1	1.32	.245	0.84	29
Boston	24	36	5.58	60	60	0	2	60	40	14	27	524.0	587	351	325	98	31	252	4	537	28	3	1.60	.281	1.04	50
Detroit	23	35	5.63	58	58	1	1	57	26	11	19	492.1	511	318	308	91	34	192	2	444	18	0	1.43	.265	0.99	38

2020 American League Fielding

TEAM	PCT	G	TC	PO	A	E	DP	TP	PB	CWP	SB	CS
Houston Astros	.991	60	2138	1572	546	20	48	0	4	25	28	9
Minnesota Twins	.990	60	2019	1540	459	20	39	0	7	20	33	10
Seattle Mariners	.989	60	2075	1550	502	23	48	0	9	23	44	5
Oakland Athletics	.987	60	2061	1546	489	26	33	0	4	16	23	10
Cleveland Indians	.986	60	2138	1608	500	30	46	0	0	20	17	14
Detroit Tigers	.986	58	2008	1477	502	29	46	0	4	18	40	9
Kansas City Royals	.985	60	2085	1551	503	31	62	0	2	28	17	3
Tampa Bay Rays	.985	60	2157	1583	541	33	52	0	7	30	27	13
Los Angeles Angels	.983	60	2097	1576	485	36	36	0	3	25	50	17
Toronto Blue Jays	.982	60	2143	1574	530	39	47	0	6	15	32	10
Chicago White Sox	.982	60	2137	1581	517	39	48	0	6	24	16	10
Texas Rangers	.981	60	2057	1550	467	40	40	0	6	21	27	7
Baltimore Orioles	.980	60	2110	1556	511	43	42	0	5	35	23	8
Boston Red Sox	.979	60	2139	1572	522	45	59	0	5	28	33	13
New York Yankees	.976	60	2022	1502	472	48	37	0	6	22	22	10

2020 American League Club Rank Batting

TEAM	AVG	G	AB	R	H	TB	2B	3B	HR	RBI	BB	IBB	SO	SB	CS	OBP	SLG	OPS	SAC	SF	HBP	GDP	LOB
Baltimore Orioles	3	1	3	8	3	4	5	7	8	8	14	5	5	13	12	8	6	7	1	13	6	14	5
Boston Red Sox	1	1	1	5	1	2	1	7	6	5	9	3	10	6	8	3	3	3	7	15	12	1	2
Chicago White Sox	2	1	2	2	2	1	9	11	1	2	11	14	14	12	6	5	1	2	12	9	8	4	9
Cleveland Indians	12	1	9	13	12	13	8	12	15	14	3	10	6	9	10	9	13	13	4	3	8	7	4
Detroit Tigers	7	15	15	12	11	12	15	1	12	12	15	14	13	13	2	14	11	12	12	4	13	6	15
Houston Astros	10	1	6	7	7	9	4	1	10	7	8	5	1	10	11	11	9	9	5	9	11	8	9
Kansas City Royals	8	1	7	13	6	10	6	7	11	13	12	12	8	2	15	12	10	11	2	13	14	15	11
Los Angeles Angels	5	1	5	4	5	5	6	6	5	4	3	3	11	6	2	5	5	5	1	7	3	1	
Minnesota Twins	9	1	10	10	10	8	13	15	3	10	10	1	9	15	4	10	7	8	9	4	4	10	13
New York Yankees	6	1	13	1	8	6	12	7	2	1	1	5	2	7	4	1	2	1	12	12	2	1	6
Oakland Athletics	14	1	14	8	14	11	10	4	9	8	5	5	7	8	1	7	12	10	9	4	1	4	8
Seattle Mariners	13	1	12	11	13	14	11	12	14	11	6	5	10	1	14	12	14	14	8	11	2	12	12
Tampa Bay Rays	11	1	8	6	9	7	2	1	7	6	2	1	15	4	8	4	8	6	15	4	5	10	3
Texas Rangers	15	1	11	15	15	15	14	5	12	15	13	12	12	2	12	15	15	15	9	1	8	13	14
Toronto Blue Jays	4	1	4	3	4	3	3	14	4	3	7	10	4	5	2	6	4	4	2	4	15	8	7

2020 American League Club Rank Pitching

TEAM	W	L	ERA	G	GS	CG	SHO	GF	HLD	SV	SVO	IP	R	ER	HR	HB	BB	IBB	SO	WP	BK	WHIP	AVG	GO/AO	GDP	TBF	AB	
Baltimore Orioles	12	3	9	1	1	10	11	1	7	13	15	8	10	9	9	8	13	6	2	13	1	14	7	11	8	9	6	5
Boston Red Sox	13	2	14	1	1	10	8	1	3	9	5	6	15	15	15	12	15	5	3	3	12	15	15	2	2	2	1	1
Chicago White Sox	4	11	5	1	1	3	2	7	7	11	8	3	2	5	5	6	5	10	8	7	7	1	6	2	2	3	8	7
Cleveland Indians	4	11	1	1	1	3	1	7	4	2	4	1	1	1	1	2	7	1	14	1	11	3	1	1	10	7	11	9
Detroit Tigers	14	3	15	15	15	3	11	15	12	13	13	15	13	13	14	14	13	6	2	15	13	1	13	14	7	10	12	13
Houston Astros	8	8	7	1	1	10	14	1	11	7	2	6	6	8	8	4	8	10	10	6	5	14	7	6	4	4	7	8
Kansas City Royals	10	5	6	1	1	3	4	7	10	3	12	9	12	7	7	7	8	9	10	10	3	12	10	12	5	1	9	9
Los Angeles Angels	10	5	13	1	1	3	8	7	13	12	7	4	11	14	13	12	3	8	14	7	5	3	9	9	12	13	4	3
Minnesota Twins	2	13	3	1	1	10	4	1	1	4	5	13	2	2	2	1	3	5	1	4	11	3	2	3	11	12	15	13
New York Yankees	6	10	8	1	1	1	8	13	14	9	10	14	4	6	6	13	6	3	7	5	9	9	5	4	9	13	14	13
Oakland Athletics	2	13	4	1	1	3	3	7	5	4	11	12	5	4	4	3	2	2	8	11	14	3	4	7	15	13	13	12
Seattle Mariners	9	7	12	1	1	3	14	7	9	8	9	10	9	10	12	8	15	12	10	14	8	3	10	9	12	7	5	11
Tampa Bay Rays	1	15	2	1	1	10	4	1	2	1	1	2	7	3	3	4	8	3	5	2	2	3	3	5	1	4	10	4
Texas Rangers	15	1	11	1	1	1	7	13	14	15	13	10	8	11	11	10	11	13	4	12	10	9	10	8	12	11	3	6
Toronto Blue Jays	7	9	10	1	1	10	11	1	5	4	2	5	14	11	10	10	1	14	10	9	15	9	14	13	5	6	2	2

2020 American League Starting Pitching

TEAM	W	L	ERA	G	GSCG	SHO	GF	HLD	SV	SVO	IP	H	R	ER	HR	HB	BB	IBB	SO	WP	BK	WHIP	AVG	GO/AO	GIDP
Cleveland	23	17	3.17	60	60	1	0	0	0	0	349.2	286	125	123	50	9	94	0	401	11	1	1.09	.222	1.04	24
Minnesota	22	12	3.54	60	60	0	0	0	0	0	282.1	235	111	111	30	12	90	0	269	6	0	1.15	.225	1.03	20
Tampa Bay	15	9	3.77	60	60	0	0	0	0	0	258.0	241	113	108	44	12	81	1	289	17	0	1.25	.243	1.08	12
Chicago	18	15	3.85	60	60	1	1	0	0	0	287.2	241	136	123	43	10	124	1	276	10	0	1.27	.225	1.04	28
New York	18	17	4.24	60	60	2	1	0	0	0	295.1	272	154	139	51	12	75	0	315	8	0	1.17	.239	0.84	16
Houston	19	15	4.26	60	60	0	0	0	0	0	312.2	268	157	148	45	17	99	0	301	15	2	1.17	.231	1.10	30
Seattle	21	20	4.41	60	60	1	0	0	0	0	304.0	271	157	149	39	14	110	3	273	6	0	1.25	.264	0.88	23
Oakland	22	19	4.49	60	60	1	1	0	0	0	307.0	312	163	153	46	12	88	0	283	10	1	1.30	.260	0.85	17
Toronto	10	10	4.55	60	60	0	0	0	0	0	255.1	261	147	129	46	5	106	0	247	5	0	1.44	.261	1.05	23
Kansas City	14	26	4.70	60	60	1	1	0	0	0	275.2	276	157	144	47	12	104	2	242	13	2	1.38	.260	1.05	27
Baltimore	12	22	5.09	60	60	0	0	0	0	0	267.0	278	168	151	53	14	83	0	240	6	2	1.35	.264	0.90	20
Texas	10	28	5.32	60	60	2	1	0	0	0	287.1	278	183	170	49	15	123	1	257	9	0	1.40	.250	0.85	19
Boston	13	22	5.34	60	60	0	0	0	0	0	246.0	270	153	146	49	17	113	0	229	11	1	1.56	.279	0.97	26
Los Angeles	13	22	5.52	60	60	1	0	0	0	0	270.2	271	179	166	46	12	106	2	261	13	0	1.39	.257	0.85	17
Detroit	9	22	6.37	58	58	1	0	0	0	0	237.1	262	175	168	48	15	103	1	212	9	0	1.54	.278	1.03	24

2020 American League Relief Pitching

TEAM	W	L	ERA	G	GSCG	SHO	GF	HLD	SV	SVO	IP	H	R	ER	HR	HB	BB	IBB	SO	WP	BK	WHIP	AVG	GO/AO	GIDP
Oakland	14	5	2.72	60	0	0	59	33	17	21	208.1	159	69	63	23	3	77	6	223	6	0	1.13	.208	0.79	12
Tampa Bay	25	11	3.37	60	0	0	60	42	23	31	269.2	234	116	101	26	17	87	3	263	13	1	1.19	.233	1.13	31
Cleveland	12	8	3.53	60	0	0	59	35	20	28	186.1	154	84	73	18	18	63	8	220	9	0	1.16	.226	0.69	17
Minnesota	14	12	3.62	60	0	0	60	53	17	27	231.0	213	104	93	32	9	80	0	266	14	1	1.27	.242	0.69	13
Chicago	17	10	3.76	60	0	0	59	32	13	25	239.1	207	110	100	28	13	93	5	247	14	0	1.25	.228	1.03	16
Kansas City	12	8	3.84	60	0	0	59	29	19	20	241.1	224	115	103	29	17	107	5	275	15	1	1.37	.246	0.94	28
Baltimore	13	13	3.90	60	0	0	60	32	11	18	251.2	211	126	109	26	20	109	2	247	29	2	1.27	.235	1.06	19
Houston	10	16	4.39	60	0	0	60	27	16	29	211.1	204	118	103	25	12	118	7	225	10	2	1.52	.251	0.92	13
New York	15	10	4.51	60	0	0	58	16	14	23	205.1	183	116	103	32	13	93	5	213	14	2	1.34	.232	1.13	13
Los Angeles	13	12	4.63	60	0	0	59	23	12	26	254.2	221	142	131	36	9	93	6	262	12	1	1.23	.231	0.83	12
Texas	12	10	4.63	60	0	0	58	16	10	19	229.1	201	129	118	32	15	113	2	232	12	2	1.27	.232	0.83	15
Toronto	22	18	4.71	60	0	0	60	33	17	29	269.1	256	165	141	35	9	144	7	272	10	2	1.49	.249	0.95	19
Detroit	14	13	4.94	58	0	0	57	26	11	19	255.0	249	143	140	43	19	89	1	232	9	0	1.33	.253	0.96	14
Boston	11	14	5.79	60	0	0	60	40	14	27	278.0	317	198	179	49	14	139	4	308	17	2	1.64	.282	1.10	24
Seattle	6	13	5.92	60	0	0	59	30	15	24	212.2	211	146	140	40	23	120	4	196	17	1	1.56	.258	0.79	18

2020 American League Pinch Hitting

TEAM	AVG	G	AB	R	H	TB	2B	3B	HR	RBI	BB	IBB	SO	SB	CS	OBP	SLG	OPS	SAC	SF	HBP	GIDP
Chicago White Sox	.263	19	2	5	5	0	0	0	2	2	0	5	0	0	.364	.263	.627	0	0	1	0	
Tampa Bay Rays	.259	54	5	14	18	4	0	0	15	10	1	19	0	0	.364	.333	.697	0	2	0	1	
Minnesota Twins	.250	28	4	7	11	2	1	0	3	1	0	9	0	0	.276	.393	.669	0	0	0	0	
Detroit Tigers	.241	29	2	7	10	1	1	0	6	2	0	7	0	0	.290	.345	.635	0	0	0	1	
New York Yankees	.233	30	2	7	11	1	0	1	6	5	0	9	0	0	.361	.367	.728	0	0	1	1	
Houston Astros	.217	23	3	5	7	2	0	0	2	2	1	8	0	0	.308	.304	.612	1	0	1	0	
Texas Rangers	.217	23	2	5	5	0	0	0	2	3	1	5	0	0	.379	.217	.597	0	0	3	0	
Los Angeles Angels	.211	19	0	4	5	1	0	0	1	1	0	8	0	0	.250	.263	.513	0	0	0	0	
Seattle Mariners	.211	19	5	4	4	0	0	0	2	5	0	6	0	0	.400	.211	.610	0	0	1	2	
Kansas City Royals	.200	45	5	9	20	2	0	3	6	4	0	18	0	0	.265	.444	.710	1	0	0	0	
Cleveland Indians	.188	32	4	6	7	1	0	0	1	5	0	10	0	0	.297	.219	.516	0	0	0	2	
Baltimore Orioles	.184	38	3	7	14	1	0	2	4	5	0	18	0	0	.279	.368	.648	0	0	0	1	
Oakland Athletics	.133	30	1	4	8	1	0	1	3	3	1	11	0	0	.212	.267	.479	0	0	0	2	
Toronto Blue Jays	.133	30	1	4	5	1	0	0	1	4	0	10	1	0	.257	.167	.424	0	0	1	1	
Boston Red Sox	.125	16	4	2	2	0	0	0	1	6	1	8	0	0	.364	.125	.489	0	0	0	0	

2020 American League Batting Leaders

HOME RUNS

#	Player	Team	HR
1	Voit, L	NYN	22
2	Abreu, J	CWS	19
3	Ramírez, J	CLE	17
3	Trout, M	LAA	17
5	Cruz, N	MIN	16
5	Hernández, T	TOR	16
7	Jiménez, E	CWS	14
7	Lowe, B	TB	14
7	Olson, M	OAK	14
7	Springer, G	HOU	14

AVERAGE

#	Player	Team	AVG
1	LeMahieu, D	NYN	.364
2	Anderson, T	CWS	.322
3	Fletcher, D	LAA	.319
4	Abreu, J	CWS	.317
5	Verdugo, A	BOS	.308
6	Gurriel Jr., L	TOR	.308
7	Cruz, N	MIN	.303
8	Bogaerts, X	BOS	.300
9	Brantley, M	HOU	.300
10	Candelario, J	DET	.297

TOTAL BASES

#	Player	Team	TB
1	Abreu, J	CWS	148
2	Ramírez, J	CLE	133
3	Voit, L	NYN	130
4	Trout, M	LAA	120
5	Jiménez, E	CWS	119
6	LeMahieu, D	NYN	115
7	Devers, R	BOS	112
8	Gurriel Jr., L	TOR	111
9	3 tied	110	

OPS

#	Player	Team	OPS
1	LeMahieu, D	NYN	1.011
2	Ramírez, J	CLE	.993
3	Trout, M	LAA	.993
4	Cruz, N	MIN	.992
5	Abreu, J	CWS	.987
6	Voit, L	NYN	.948
7	Hernández, T	TOR	.919
8	Lowe, B	TB	.916
9	Rendon, A	LAA	.916
10	Springer, G	HOU	.899

HITS

#	Player	Team	H
1	Abreu, J	CWS	76
2	LeMahieu, D	NYN	71
3	Merrifield, W	KC	70
4	Anderson, T	CWS	67
5	Fletcher, D	LAA	66
5	Hernandez, C	CLE	66
7	Gurriel Jr., L	TOR	66
7	Ramírez, J	CLE	64
9	Jiménez, E	CWS	63
10	3 tied	62	

PLATE APPEARANCES

#	Player	Team	PA
1	Lindor, F	CLE	266
2	Biggio, C	TOR	265
2	Merrifield, W	KC	265
4	Abreu, J	CWS	262
5	Hernandez, C	CLE	261
6	Santana, C	CLE	255
7	Ramírez, J	CLE	254
8	Devers, R	BOS	248
8	Seager, K	SEA	248
10	Olson, M	OAK	245

SAC FLYS

#	Player	Team	SF
1	Seager, K	SEA	6
2	Canha, M	OAK	5
2	Gurriel, Y	HOU	5
4	Reyes, F	CLE	5
5	Franco, M	KC	4
5	Gonzalez, M	MIN	4
5	Solak, N	TEX	4
5	Trout, M	LAA	4
5	Urshela, G	NYN	4
10	5 tied	3	

OBP %

#	Player	Team	OBP
1	LeMahieu, D	NYN	.421
2	Rendon, A	LAA	.418
3	Cruz, N	MIN	.397
4	Trout, M	LAA	.390
5	Canha, M	OAK	.387
6	Ramírez, J	CLE	.386
7	Hicks, A	NYN	.379
8	Fletcher, D	LAA	.376
9	Biggio, C	TOR	.375
10	Abreu, J	CWS	.370

HBP

#	Player	Team	HBP
1	Laureano, R	OAK	12
2	Canha, M	OAK	10
3	Moore, D	SEA	8
4	Seager, K	SEA	7
4	Toro, A	HOU	7
4	Upton, J	LAA	7
7	Sisco, C	BAL	6
8	8 tied	5	

RBI

#	Player	Team	RBI
1	Abreu, J	CWS	60
2	Voit, L	NYN	52
3	Ramírez, J	CLE	46
3	Trout, M	LAA	46
5	Devers, R	BOS	43
6	Olson, M	OAK	42
6	Rosario, E	MIN	42
6	Tucker, K	HOU	42
9	Jiménez, E	CWS	41
10	Seager, K	SEA	40

AT BATS

#	Player	Team	AB
1	Merrifield, W	KC	248
2	Abreu, J	CWS	240
3	Lindor, F	CLE	236
4	Hernandez, C	CLE	233
5	Devers, R	BOS	232
6	Franco, M	KC	223
7	Guerrero Jr., V	TOR	221
8	Biggio, C	TOR	220
9	3 tied	219	

INTENTIONAL WALKS

#	Player	Team	IBB
1	Cruz, N	MIN	5
2	Trout, M	LAA	4
3	Martinez, J	BOS	3
3	Santander, A	BAL	3
3	Seager, K	SEA	3
3	Tauchman, M	NYN	3
7	12 tied	2	

RUNS

#	Player	Team	R
1	Anderson, T	CWS	45
1	Ramírez, J	CLE	45
3	Abreu, J	CWS	43
4	Biggio, C	TOR	41
4	LeMahieu, D	NYN	41
4	Trout, M	LAA	41
4	Voit, L	NYN	41
8	Gschuk, R	TOR	38
8	Merrifield, W	KC	38
10	2 tied	37	

CAUGHT STEALING

#	Player	Team	CS
1	Mondesi, A	KC	8
2	Kiner-Falefa, I	TEX	5
2	Lopez, N	KC	5
2	Moore, D	SEA	5
5	Margot, M	TB	4
6	7 tied	3	

WALKS

#	Player	Team	BB
1	Santana, C	CLE	47
2	Biggio, C	TOR	41
2	Hicks, A	NYN	41
4	Rendon, A	LAA	38
5	Canha, M	OAK	37
6	Trout, M	LAA	35
7	Lewis, K	SEA	34
7	Olson, M	OAK	34
9	Seager, K	SEA	32
10	Ramírez, J	CLE	31

TRIPLES

#	Player	Team	3B
1	Tucker, K	HOU	6
2	Candelario, J	DET	3
2	Kiermaier, K	TB	3
2	Kiner-Falefa, I	TEX	3
2	Moncada, Y	CWS	3
2	Mondesi, A	KC	3
2	Mullins, C	BAL	3
8	23 tied	2	

STRIKEOUTS

#	Player	Team	SO
1	Sanó, M	MIN	90
2	White, E	SEA	84
3	Gallo, J	TEX	79
4	Olson, M	OAK	77
5	Adames, W	TB	74
6	Robert, L	CWS	73
7	Moncada, Y	CWS	72
8	Lewis, K	SEA	71
9	Mondesi, A	KC	70
10	2 tied	69	

GAMES

#	Player	Team	G
1	Abreu, J	CWS	60
1	Franco, M	KC	60
1	Guerrero Jr., V	TOR	60
1	Lindor, F	CLE	60
1	Merrifield, W	KC	60
1	Olson, M	OAK	60
1	Santana, C	CLE	60
1	Seager, K	SEA	60
9	4 tied	59	

STOLEN BASES

#	Player	Team	SB
1	Mondesi, A	KC	24
2	Margot, M	TB	12
2	Merrifield, W	KC	12
2	Moore, D	SEA	12
5	Ramírez, J	CLE	10
6	Robert, L	CWS	9
7	8 tied	8	

GIDP

#	Player	Team	GIDP
1	Abreu, J	CWS	10
1	Rendon, A	LAA	10
3	Cruz, N	MIN	8
3	Devers, R	BOS	8
3	Lindor, F	CLE	8
3	Schoop, J	DET	8
7	Gurriel Jr., L	TOR	7
7	Laureano, R	OAK	7
7	Polanco, J	MIN	7
10	15 tied	6	

SLG %

#	Player	Team	SLG
1	Abreu, J	CWS	.617
2	Voit, L	NYN	.610
3	Ramírez, J	CLE	.607
4	Trout, M	LAA	.603
5	Cruz, N	MIN	.595
6	LeMahieu, D	NYN	.590
7	Hernández, T	TOR	.579
8	Jiménez, E	CWS	.559
9	Lowe, B	TB	.554
10	Springer, G	HOU	.540

EXTRA BASE HITS

#	Player	Team	XBH
1	Abreu, J	CWS	34
1	Ramírez, J	CLE	34
3	Devers, R	BOS	28
3	Jiménez, E	CWS	28
3	Trout, M	LAA	28
6	Tucker, K	HOU	27
6	Voit, L	NYN	27
8	4 tied	25	

DOUBLES

#	Player	Team	2B
1	Hernandez, C	CLE	20
2	Iglesias, J	BAL	17
3	Biggio, C	TOR	16
3	Devers, R	BOS	16
3	Franco, M	KC	16
3	Martinez, J	BOS	16
3	Ramírez, J	CLE	16
3	Verdugo, A	BOS	16
9	4 tied	15	

SAC Bunts

#	Player	Team	SAC
1	DeShields, D	CLE	4
1	McGuire, R	TOR	4
1	Mullins, C	BAL	4
1	Velazquez, A	BAL	4
5	Jansen, D	TOR	3
5	Lopez, N	KC	3
7	9 tied	2	

2020 American League Pitching Leaders
HOME RUNS

#	Player	Team	HR
1	Boyd, M	DET	15
2	Cole, G	NYN	14
2	Roark, T	TOR	14
4	Lynn, L	TEX	13
5	Cease, D	CWS	12
5	Gibson, K	TEX	12
5	Lyles, J	TEX	12
5	Means, J	BAL	12
5	Teheran, J	LAA	12
10	6 tied		11

GROUND OUTS

#	Player	Team	GO
1	Keuchel, D	CWS	85
1	Valdez, F	HOU	85
3	Gibson, K	TEX	84
4	Cobb, A	BAL	83
5	Civale, A	CLE	80
6	Ryu, H	TOR	77
7	McCullers Jr., L	HOU	74
8	Singer, B	KC	73
9	Dobnak, R	MIN	69
10	Keller, B	KC	68

WHIP

#	Player	Team	WHIP
1	Maeda, K	MIN	0.75
2	Bieber, S	CLE	0.87
3	Gonzales, M	SEA	0.95
4	Cole, G	NYN	0.96
5	Bundy, D	LAA	1.04
6	Giolito, L	CWS	1.04
7	Lynn, L	TEX	1.06
8	Keuchel, D	CWS	1.09
9	Valdez, F	HOU	1.12
10	Greinke, Z	HOU	1.13

STRIKEOUTS

#	Player	Team	SO
1	Bieber, S	CLE	122
2	Giolito, L	CWS	97
3	Cole, G	NYN	94
4	Glasnow, T	TB	91
5	Lynn, L	TEX	89
6	Carrasco, C	CLE	82
7	Maeda, K	MIN	80
8	Valdez, F	HOU	76
9	Bundy, D	LAA	72
9	Ryu, H	TOR	72

COMPLETE GAMES

#	Player	Team	CG
1	Cole, G	NYN	2
2	Boyd, M	DET	1
2	Bundy, D	LAA	1
2	Civale, A	CLE	1
2	Gibson, K	TEX	1
2	Giolito, L	CWS	1
2	Gonzales, M	SEA	1
2	Keller, B	KC	1
2	Lynn, L	TEX	1
2	Minor, M	OAK	1

INNINGS PITCHED

#	Player	Team	IP
1	Lynn, L	TEX	84.0
2	Bieber, S	CLE	77.1
3	Civale, A	CLE	74.0
4	Cole, G	NYN	73.0
5	Giolito, L	CWS	72.1
6	Valdez, F	HOU	70.2
7	Gonzales, M	SEA	69.2
8	Carrasco, C	CLE	68.0
9	Gibson, K	TEX	67.1
10	2 tied		67.0

RUNS

#	Player	Team	R
1	Lyles, J	TEX	49
2	Boyd, M	DET	46
3	Gibson, K	TEX	44
4	Civale, A	CLE	39
4	Roark, T	TOR	39
6	Minor, M	OAK	36
7	Heaney, A	LAA	35
7	Montas, F	OAK	35
7	Teheran, J	LAA	35
10	Lynn, L	TEX	34

OBP%

#	Player	Team	OBP
1	Maeda, K	MIN	.202
2	Bieber, S	CLE	.229
3	Cole, G	NYN	.250
4	Gonzales, M	SEA	.253
5	Giolito, L	CWS	.267
6	Bundy, D	LAA	.271
6	Keuchel, D	CWS	.271
8	Lynn, L	TEX	.277
9	Greinke, Z	HOU	.282
10	Ryu, H	TOR	.285

HB

#	Player	Team	HB
1	Yarborough, R	TB	7
2	Gibson, K	TEX	6
2	Lynn, L	TEX	6
4	Boyd, M	DET	5
4	Cease, D	CWS	5
4	Jiménez, J	DET	5
4	McCullers Jr., L	HOU	5
4	Mize, C	DET	5
4	Valdez, F	HOU	5
4	Wittgren, N	CLE	5

WINS

#	Player	Team	W
1	Bieber, S	CLE	8
2	Cole, G	NYN	7
2	Gonzales, M	SEA	7
4	8 tied		6

SHUTOUTS

#	Player	Team	SHO
1	Cole, G	NYN	1
1	Gibson, K	TEX	1
1	Giolito, L	CWS	1
1	Keller, B	KC	1
1	Minor, M	OAK	1

WPCT

#	Player	Team	WPCT
1	Bieber, S	CLE	.889
2	Maeda, K	MIN	.857
3	Gonzales, M	SEA	.778
4	Keuchel, D	CWS	.750
5	Bassitt, C	OAK	.714
5	Ryu, H	TOR	.714
7	Cole, G	NYN	.700
8	Bundy, D	LAA	.667
8	Lynn, L	TEX	.667
10	Valdez, F	HOU	.625

GO/AO

#	Player	Team	GO/AO
1	Valdez, F	HOU	1.98
2	Gibson, K	TEX	1.68
3	Ryu, H	TOR	1.60
4	Singer, B	KC	1.40
5	Keuchel, D	CWS	1.39
6	Maeda, K	MIN	1.31
7	Civale, A	CLE	1.29
8	Bieber, S	CLE	1.23
9	Carrasco, C	CLE	1.15
10	Greinke, Z	HOU	0.95

GIDP

#	Player	Team	GIDP
1	Cease, D	CWS	10
1	Pérez, M	BOS	10
3	Dobnak, R	MIN	9
3	Keller, B	KC	9
3	Valdez, F	HOU	9
6	Civale, A	CLE	8
6	Gibson, K	TEX	8
6	Giolito, L	CWS	8
6	Kikuchi, Y	SEA	8
10	2 tied		7

WALKS

#	Player	Team	BB
1	Cease, D	CWS	34
2	Dunn, J	SEA	31
3	Gibson, K	TEX	30
4	Turnbull, S	DET	29
5	Giolito, L	CWS	28
5	Pérez, M	BOS	28
7	Carrasco, C	CLE	27
8	Berrios, J	MIN	26
9	Lynn, L	TEX	25
10	5 tied		23

LOSES

#	Player	Team	L
1	Boyd, M	DET	7
2	Allard, K	TEX	6
2	Bubic, K	KC	6
2	Civale, A	CLE	6
2	Gibson, K	TEX	6
2	Lyles, J	TEX	6
2	Minor, M	OAK	6
8	6 tied		5

GAMES STARTED

#	Player	Team	GS
1	Lynn, L	TEX	13
2	14 tied		12

HOLDS

#	Player	Team	HLD
1	Diekman, J	OAK	13
2	Duffey, T	MIN	12
3	Brasier, R	BOS	10
3	Romo, S	MIN	10
3	Wittgren, N	CLE	10
6	Cordero, J	CWS	9
6	May, T	MIN	9
8	5 tied		8

AVERAGE

#	Player	Team	AVG
1	Bieber, S	CLE	.167
2	Maeda, K	MIN	.168
3	Giolito, L	CWS	.184
4	Cole, G	NYN	.197
5	Lynn, L	TEX	.206
6	Bundy, D	LAA	.208
7	Keuchel, D	CWS	.218
8	Singer, B	KC	.220
9	Carrasco, C	CLE	.221
10	Gonzales, M	SEA	.222

ERA

#	Player	Team	ERA
1	Bieber, S	CLE	1.63
2	Keuchel, D	CWS	1.99
3	Bassitt, C	OAK	2.29
4	Ryu, H	TOR	2.69
5	Maeda, K	MIN	2.70
6	Cole, G	NYN	2.84
7	Carrasco, C	CLE	2.91
8	Gonzales, M	SEA	3.10
9	Bundy, D	LAA	3.29
10	Lynn, L	TEX	3.32

HITS

#	Player	Team	H
1	Civale, A	CLE	82
2	Gibson, K	TEX	73
3	Boyd, M	DET	67
3	Greinke, Z	HOU	67
3	Lyles, J	TEX	67
6	Fiers, M	OAK	65
7	Lynn, L	TEX	64
8	Heaney, A	LAA	63
8	Valdez, F	HOU	63
10	2 tied		60

SAVES

#	Player	Team	SV
1	Hand, B	CLE	16
2	Hendriks, L	OAK	14
3	Colomé, A	CWS	12
3	Pressly, R	HOU	12
5	Barnes, M	BOS	9
5	Rogers, T	MIN	9
7	Britton, Z	NYN	8
7	Montero, R	TEX	8
9	Bass, A	TOR	7
9	Rosenthal, T	KC	7

GAMES

#	Player	Team	G
1	Barlow, S	KC	32
2	Cordero, J	CWS	30
3	Cisnero, J	DET	29
3	Mayers, M	LAA	29
5	Holland, G	KC	28
6	Buttrey, T	LAA	27
6	Fairbanks, P	TB	27
6	Hernández, J	TEX	27
6	Karinchak, J	CLE	27
6	Soto, G	DET	27

OPS

#	Player	Team	OPS
1	Bieber, S	CLE	.494
2	Maeda, K	MIN	.508
3	Keuchel, D	CWS	.556
4	Giolito, L	CWS	.577
5	Bundy, D	LAA	.614
5	Gonzales, M	SEA	.614
7	Valdez, F	HOU	.635
8	Ryu, H	TOR	.636
9	Singer, B	KC	.649
10	Cole, G	NYN	.655

2020 American League Rookie Batting Leaders

AVG

#	Player	Team	AVG
1	Castro, W	DET	.349
2	Madrigal, N	CWS	.340
3	Mountcastle, R	BAL	.333
4	Walsh, J	LAA	.293
5	Hays, A	BAL	.279
6	Olivares, E	KC	.274
7	Solak, N	TEX	.268
8	Lewis, K	SEA	.262
9	Mendick, D	CWS	.243
10	Lopes, T	SEA	.238

SLG%

#	Player	Team	SLG
1	Walsh, J	LAA	.646
2	Castro, W	DET	.550
3	Mountcastle, R	BAL	.492
4	Murphy, S	OAK	.457
5	Lewis, K	SEA	.437
6	Robert, L	CWS	.436
7	Olivares, E	KC	.419
8	Marmolejos, J	SEA	.411
9	Taveras, L	TEX	.395
10	Tsutsugo, Y	TB	.395

TRIPLES

#	Player	Team	3B
1	Castro, W	DET	2
1	Walsh, J	LAA	2
3	Mendick, D	CWS	1
3	Olivares, E	KC	1
3	Taveras, L	TEX	1
3	Tsutsugo, Y	TB	1

RUNS

#	Player	Team	R
1	Lewis, K	SEA	37
2	Robert, L	CWS	33
3	Solak, N	TEX	27
3	Tsutsugo, Y	TB	27
5	Castro, W	DET	21
5	Murphy, S	OAK	21
7	Hays, A	BAL	20
7	Taveras, L	TEX	20
9	Walsh, J	LAA	19
9	White, E	SEA	19

HOME RUNS

#	Player	Team	HR
1	Lewis, K	SEA	11
1	Robert, L	CWS	11
3	Walsh, J	LAA	9
4	Tsutsugo, Y	TB	8
4	White, E	SEA	8
6	Murphy, S	OAK	7
7	Castro, W	DET	6
7	Marmolejos, J	SEA	6
9	Mountcastle, R	BAL	5
10	2 tied	4	

OPS

#	Player	Team	OPS
1	Walsh, J	LAA	.970
2	Castro, W	DET	.932
3	Mountcastle, R	BAL	.878
4	Murphy, S	OAK	.821
5	Lewis, K	SEA	.800
6	Madrigal, N	CWS	.745
7	Robert, L	CWS	.738
8	Hays, A	BAL	.722
9	Olivares, E	KC	.712
10	Tsutsugo, Y	TB	.708

WALKS

#	Player	Team	BB
1	Lewis, K	SEA	34
2	Tsutsugo, Y	TB	26
3	Murphy, S	OAK	24
4	Robert, L	CWS	20
5	Solak, N	TEX	18
5	White, E	SEA	18
7	Taveras, L	TEX	14
8	Mountcastle, R	BAL	11
9	Hays, A	BAL	8
9	Paredes, I	DET	8

STOLEN BASES

#	Player	Team	SB
1	Robert, L	CWS	9
2	Taveras, L	TEX	8
3	Solak, N	TEX	7
4	Lewis, K	SEA	5
4	Lopes, T	SEA	5
6	Hays, A	BAL	2
6	Madrigal, N	CWS	2
8	Toro, A	HOU	1
8	White, E	SEA	1

RBI

#	Player	Team	RBI
1	Robert, L	CWS	31
2	Lewis, K	SEA	28
3	Walsh, J	LAA	26
3	White, E	SEA	26
5	Castro, W	DET	24
5	Tsutsugo, Y	TB	24
7	Mountcastle, R	BAL	23
7	Solak, N	TEX	23
9	Marmolejos, J	SEA	18
10	Lopes, T	SEA	15

HITS

#	Player	Team	H
1	Solak, N	TEX	56
2	Lewis, K	SEA	54
3	Robert, L	CWS	47
4	Castro, W	DET	45
5	Mountcastle, R	BAL	42
6	Madrigal, N	CWS	35
7	Hays, A	BAL	34
7	Lopes, T	SEA	34
9	White, E	SEA	32
10	Tsutsugo, Y	TB	31

EXTRA-BASE HITS

#	Player	Team	XBH
1	Robert, L	CWS	19
2	Walsh, J	LAA	15
2	White, E	SEA	15
4	Lewis, K	SEA	14
4	Lopes, T	SEA	14
4	Tsutsugo, Y	TB	14
7	Castro, W	DET	12
7	Murphy, S	OAK	12
7	Solak, N	TEX	12
10	Taveras, L	TEX	11

CAUGHT STEALING

#	Player	Team	CS
1	Hays, A	BAL	3
2	Robert, L	CWS	2
2	White, E	SEA	2
4	10 tied	1	

OBP%

#	Player	Team	OBP
1	Mountcastle, R	BAL	.386
2	Castro, W	DET	.381
3	Madrigal, N	CWS	.376
4	Murphy, S	OAK	.364
5	Lewis, K	SEA	.364
6	Hays, A	BAL	.328
7	Solak, N	TEX	.326
8	Walsh, J	LAA	.324
9	Tsutsugo, Y	TB	.314
10	Taveras, L	TEX	.308

DOUBLES

#	Player	Team	2B
1	Lopes, T	SEA	12
2	Solak, N	TEX	10
3	Robert, L	CWS	8
4	White, E	SEA	7
5	Taveras, L	TEX	6
6	Mountcastle, R	BAL	5
6	Murphy, S	OAK	5
6	Tsutsugo, Y	TB	5
9	6 tied	4	

TOTAL BASES

#	Player	Team	TB
1	Lewis, K	SEA	90
2	Robert, L	CWS	88
3	Solak, N	TEX	72
4	Castro, W	DET	71
5	Walsh, J	LAA	64
6	White, E	SEA	63
7	Mountcastle, R	BAL	62
7	Tsutsugo, Y	TB	62
9	Murphy, S	OAK	53
10	Lopes, T	SEA	52

2020 American League Rookie Pitching Leaders
ERA

#	Player	Team	ERA
1	Fleming, J	TB	2.78
2	Hernández, J	TEX	2.90
3	McKenzie, T	CLE	3.24
4	Valdez, P	BOS	3.26
5	Javier, C	HOU	3.48
6	Sheffield, J	SEA	3.58
7	Dunning, D	CWS	3.97
8	Dobnak, R	MIN	4.05
9	Singer, B	KC	4.06
10	Luzardo, J	OAK	4.12

WINS

#	Player	Team	W
1	Dobnak, R	MIN	6
2	Fleming, J	TB	5
2	Hernández, J	TEX	5
2	Javier, C	HOU	5
5	Dunn, J	SEA	4
5	Sheffield, J	SEA	4
5	Singer, B	KC	4
8	Bielak, B	HOU	3
8	García, D	NYG	3
8	Luzardo, J	OAK	3

STRIKEOUTS

#	Player	Team	SO
1	Singer, B	KC	61
2	Luzardo, J	OAK	59
3	Javier, C	HOU	54
4	Bubic, K	KC	49
5	Sheffield, J	SEA	48
6	McKenzie, T	CLE	42
7	Dunn, J	SEA	38
8	Skubal, T	DET	37
9	Dunning, D	CWS	35
10	2 tied	33	

GAMES STARTED

#	Player	Team	GS
1	Singer, B	KC	12
2	Bubic, K	KC	10
2	Dobnak, R	MIN	10
2	Dunn, J	SEA	10
2	Javier, C	HOU	10
2	Sheffield, J	SEA	10
7	Luzardo, J	OAK	9
8	Dunning, D	CWS	7
8	Skubal, T	DET	7
10	5 tied	6	

COMPLETE GAMES

#	Player	Team	CG
1	1		

SHUT OUTS

#	Player	Team	SHO
1	1		

GAMES

#	Player	Team	G
1	Hernández, J	TEX	27
2	Valdez, P	BOS	24
3	Bielak, B	HOU	12
3	Javier, C	HOU	12
3	Luzardo, J	OAK	12
3	Singer, B	KC	12
7	Bubic, K	KC	10
7	Dobnak, R	MIN	10
7	Dunn, J	SEA	10
7	Sheffield, J	SEA	10

SAVES

#	Player	Team	SV
1	1		

INNINGS PITCHED

#	Player	Team	IP
1	Singer, B	KC	64.1
2	Luzardo, J	OAK	59.0
3	Sheffield, J	SEA	55.1
4	Javier, C	HOU	54.1
5	Bubic, K	KC	50.0
6	Dobnak, R	MIN	46.2
7	Dunn, J	SEA	45.2
8	Sandoval, P	LAA	36.2
9	García, D	NYG	34.1
10	Dunning, D	CWS	34.0

AVG

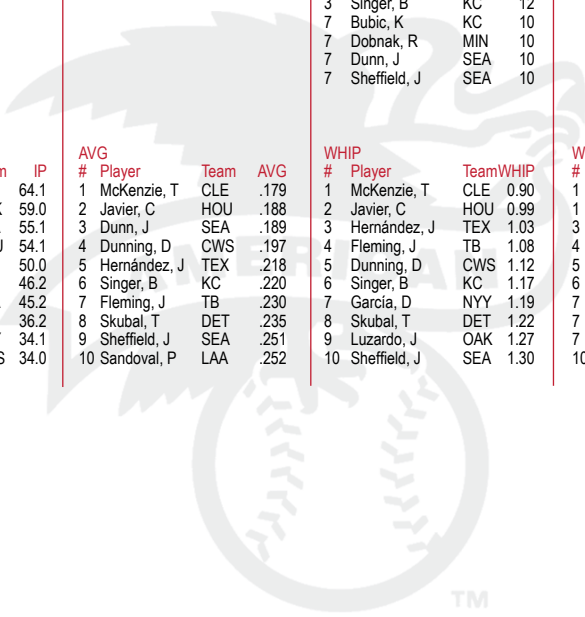
#	Player	Team	AVG
1	McKenzie, T	CLE	.179
2	Javier, C	HOU	.188
3	Dunn, J	SEA	.189
4	Dunning, D	CWS	.197
5	Hernández, J	TEX	.218
6	Singer, B	KC	.220
7	Fleming, J	TB	.230
8	Skubal, T	DET	.235
9	Sheffield, J	SEA	.251
10	Sandoval, P	LAA	.252


WHIP

#	Player	Team	WHIP
1	McKenzie, T	CLE	0.90
2	Javier, C	HOU	0.99
3	Hernández, J	TEX	1.03
4	Fleming, J	TB	1.08
5	Dunning, D	CWS	1.12
6	Singer, B	KC	1.17
7	García, D	NYG	1.19
8	Skubal, T	DET	1.22
9	Luzardo, J	OAK	1.27
10	Sheffield, J	SEA	1.30

WPCT

#	Player	Team	PCT
1	Dunning, D	CWS	1.000
1	Fleming, J	TB	1.000
3	Hernández, J	TEX	.833
4	Dunn, J	SEA	.800
5	Javier, C	HOU	.714
6	McKenzie, T	CLE	.667
7	Dobnak, R	MIN	.600
7	García, D	NYG	.600
7	Luzardo, J	OAK	.600
10	Sheffield, J	SEA	.571





OPPONENTS

Don Mattingly of the Miami Marlins was named 2020 National League Manager of the Year in voting of the Baseball Writers' Association of America. He is the fifth former winner of the Most Valuable Player Award (1985) to be honored later as a Manager of the Year, joining Frank Robinson, Don Baylor, Joe Torre and Kirk Gibson. Mattingly joins Jack McKeon (2003) and Joe Girardi (2006) as the only Marlins managers to be so honored. In 2020, Mattingly's Marlins finished 31-29 to earn a berth in the one of the National League's four Wild Card Series, the team's first Postseason appearance since its 2003 World Series championship season and its first winning record since 2009. Miami swept the Chicago Cubs to advance to the Division Series, where they were eliminated by the Atlanta Braves. Mattingly also was named National League Manager of the Year by Sporting News.

**REDS vs NATIONAL LEAGUE OPPONENTS, ALL-TIME**

YR	ARI	ATL	CHC	COL	MIA	HOU	LA	MIL	WSH	NY	PHI	PIT	StL	SD	SF
1890	---	8-11	8-12	---	---	---	7-9	---	---	---	11-9	16-4	---	---	14-6
1891	---	9-11	6-14	---	---	---	10-9	---	---	---	9-11	10-10	---	---	5-13
1892	---	5-8	7-6	---	---	---	8-6	---	---	---	5-9	5-9	12-2	---	8-6
1893	---	6-6	7-5	---	---	---	8-4	---	---	---	1-9	3-9	7-5	---	6-6
1894	---	4-8	6-6	---	---	---	6-6	---	---	---	3-8	5-7	7-5	---	5-7
1895	---	7-5	7-5	---	---	---	7-5	---	---	---	4-8	4-8	9-3	---	4-8
1896	---	6-5	6-4	---	---	---	10-2	---	---	---	8-4	5-7	12-0	---	6-6
1897	---	3-9	7-5	---	---	---	5-7	---	---	---	8-4	5-7	11-1	---	7-5
1898	---	4-9	8-6	---	---	---	11-3	---	---	---	7-7	12-2	12-2	---	6-8
1899	---	4-10	6-8	---	---	---	6-7	---	---	---	4-10	10-3	5-8	---	9-5
1900	---	7-13	11-9	---	---	---	4-15	---	---	---	9-11	12-8	12-8	---	7-13
1901	---	8-11	10-10	---	---	---	6-14	---	---	---	4-16	7-13	9-11	---	8-12
1902	---	9-11	8-12	---	---	---	8-12	---	---	---	13-7	5-15	13-7	---	14-6
1903	---	13-7	11-9	---	---	---	10-10	---	---	---	12-8	4-16	12-7	---	12-8
1904	---	15-7	8-13	---	---	---	14-8	---	---	---	16-6	11-11	14-8	---	10-12
1905	---	14-8	10-12	---	---	---	18-4	---	---	---	13-9	9-13	10-12	---	5-16
1906	---	10-11	4-18	---	---	---	14-8	---	---	---	11-11	8-14	12-9	---	5-16
1907	---	13-9	5-17	---	---	---	7-15	---	---	---	8-13	10-12	14-8	---	9-13
1908	---	14-8	6-16	---	---	---	16-6	---	---	---	10-12	8-14	11-11	---	8-14
1909	---	17-5	6-16	---	---	---	17-5	---	---	---	9-12	7-15	12-10	---	9-13
1910	---	14-8	6-16	---	---	---	15-7	---	---	---	10-12	10-12	12-10	---	8-14
1911	---	17-4	8-14	---	---	---	11-11	---	---	---	10-12	10-12	6-16	---	8-14
1912	---	11-11	10-11	---	---	---	16-6	---	---	---	8-14	11-11	13-9	---	6-16
1913	---	14-8	9-13	---	---	---	13-9	---	---	---	5-17	8-13	10-12	---	5-17
1914	---	8-14	5-17	---	---	---	11-11	---	---	---	9-13	8-14	10-12	---	9-13
1915	---	7-15	9-13	---	---	---	11-11	---	---	---	9-13	12-10	14-8	---	9-13
1916	---	9-13	13-9	---	---	---	7-15	---	---	---	5-17	13-9	8-14	---	5-16
1917	---	12-10	14-8	---	---	---	12-10	---	---	---	8-14	12-10	9-13	---	11-11
1918	---	8-10	7-10	---	---	---	12-6	---	---	---	12-7	4-12	13-8	---	12-7
1919	---	16-4	12-8	---	---	---	13-7	---	---	---	15-5	14-6	14-6	---	12-8
1920	---	12-9	13-9	---	---	---	12-10	---	---	---	14-8	12-10	13-9	---	6-16
1921	---	9-13	9-13	---	---	---	11-10	---	---	---	13-9	8-14	12-10	---	8-14
1922	---	17-5	11-11	---	---	---	14-8	---	---	---	15-7	11-11	8-14	---	10-12
1923	---	15-7	13-9	---	---	---	14-8	---	---	---	19-3	8-14	10-12	---	12-10
1924	---	10-12	13-9	---	---	---	10-12	---	---	---	16-5	12-10	13-9	---	9-13
1925	---	13-9	12-10	---	---	---	10-12	---	---	---	16-6	8-13	12-10	---	9-13
1926	---	10-12	9-13	---	---	---	18-4	---	---	---	16-6	13-9	14-8	---	7-15
1927	---	18-4	8-14	---	---	---	10-11	---	---	---	16-6	8-14	8-14	---	7-15
1928	---	12-10	9-13	---	---	---	12-10	---	---	---	13-7	12-10	12-10	---	8-14
1929	---	14-8	8-14	---	---	---	11-11	---	---	---	11-11	9-13	3-19	---	10-12
1930	---	9-13	11-11	---	---	---	9-13	---	---	---	12-10	8-14	3-19	---	7-15
1931	---	14-8	8-14	---	---	---	12-10	---	---	---	9-13	6-16	2-20	---	7-15
1932	---	13-9	10-12	---	---	---	7-15	---	---	---	9-13	8-14	6-16	---	7-15

YR	ARI	ATL	CHC	COL	MIA	HOU	LA	MIL	WSH	NY	PHI	PIT	StL	SD	SF
1933	--	10-12	11-11	--	--	--	12-10	--	--	--	7-14	7-15	7-15	--	4-17
1934	--	7-15	8-14	--	--	--	9-13	--	--	--	9-10	7-15	6-16	--	6-16
1935	--	12-10	8-14	--	--	--	11-11	--	--	--	13-9	8-13	8-14	--	8-14
1936	--	9-13	12-10	--	--	--	13-9	--	--	--	13-9	8-14	10-12	--	9-13
1937	--	11-11	8-14	--	--	--	10-12	--	--	--	11-11	1-21	7-15	--	8-14
1938	--	9-11	11-11	--	--	--	13-9	--	--	--	14-7	10-12	13-9	--	12-9
1939	--	16-6	12-10	--	--	--	12-10	--	--	--	19-3	16-6	11-11	--	11-11
1940	--	12-9	16-6	--	--	--	14-8	--	--	--	15-7	16-6	12-10	--	15-7
1941	--	13-9	14-8	--	--	--	8-14	--	--	--	16-6	12-10	10-12	--	15-7
1942	--	16-5	9-13	--	--	--	7-15	--	--	--	16-6	12-9	7-15	--	9-13
1943	--	11-11	13-9	--	--	--	9-13	--	--	--	19-3	9-13	10-12	--	16-6
1944	--	14-8	13-9	--	--	--	14-8	--	--	--	13-9	12-10	8-14	--	15-7
1945	--	12-10	1-21	--	--	--	11-11	--	--	--	12-10	10-12	9-13	--	6-16
1946	--	7-15	9-13	--	--	--	8-14	--	--	--	8-14	13-9	8-14	--	14-8
1947	--	9-13	10-12	--	--	--	7-15	--	--	--	13-9	13-9	8-14	--	13-9
1948	--	8-13	12-10	--	--	--	4-18	--	--	--	11-11	9-13	10-12	--	10-12
1949	--	10-12	13-9	--	--	--	5-17	--	--	--	13-9	9-13	5-17	--	7-15
1950	--	5-17	17-4	--	--	--	10-12	--	--	--	4-18	12-10	7-15	--	11-11
1951	--	12-10	12-10	--	--	--	8-14	--	--	--	11-11	12-10	8-14	--	5-17
1952	--	13-9	9-13	--	--	--	5-17	--	--	--	10-12	16-6	10-12	--	6-16
1953	--	8-14	10-12	--	--	--	7-15	--	--	--	12-10	15-7	7-15	--	9-13
1954	--	10-12	14-8	--	--	--	6-16	--	--	--	14-8	15-7	8-14	--	7-15
1955	--	9-13	11-11	--	--	--	10-12	--	--	--	11-11	14-8	11-11	--	9-13
1956	--	9-13	16-6	--	--	--	11-11	--	--	--	11-11	17-5	13-9	--	14-8
1957	--	4-18	15-7	--	--	--	10-12	--	--	--	16-6	14-8	9-13	--	12-10
1958	--	5-17	12-10	--	--	--	11-11	--	--	--	15-7	10-12	12-10	--	11-11
1959	--	11-11	13-9	--	--	--	13-9	--	--	--	9-13	9-13	11-11	--	8-14
1960	--	9-13	12-10	--	--	--	12-10	--	--	--	9-13	6-16	8-14	--	11-11
1961	--	15-7	10-12	--	--	--	12-10	--	--	--	19-3	11-11	14-8	--	12-10
1962	--	13-5	14-4	--	--	13-5	9-9	--	--	13-5	8-10	13-5	8-10	--	7-11
1963	--	10-8	9-9	--	--	11-7	8-10	--	--	10-8	8-10	11-7	11-7	--	8-10
1964	--	9-9	12-6	--	--	12-6	14-4	--	--	11-7	9-9	8-10	10-8	--	7-11
1965	--	12-6	11-7	--	--	12-6	6-12	--	--	11-7	13-5	8-10	10-8	--	6-12
1966	--	8-10	12-6	--	--	4-14	6-12	--	--	10-7	10-8	8-10	11-7	--	7-10
1967	--	13-5	6-12	--	--	15-3	8-10	--	--	12-6	10-8	10-8	5-13	--	8-10
1968	--	8-10	11-7	--	--	9-9	9-9	--	--	10-8	11-7	10-8	7-11	--	8-10
1969	--	6-12	6-6	--	--	9-9	10-8	--	8-4	6-6	10-2	5-7	8-4	11-7	10-8
1970	--	13-5	5-7	--	--	15-3	13-5	--	7-5	8-4	7-5	8-4	9-3	8-10	9-9
1971	--	9-9	6-6	--	--	5-13	7-11	--	7-5	8-4	5-7	5-7	8-4	10-8	9-9
1972	--	9-9	4-8	--	--	11-6	9-5	--	8-4	8-4	10-2	8-4	10-2	8-10	10-5
1973	--	13-5	4-8	--	--	11-7	11-7	--	8-4	8-4	8-4	7-5	6-6	13-5	10-8
1974	--	11-7	7-5	--	--	14-4	6-12	--	6-6	9-3	8-4	8-4	6-6	12-6	11-7
1975	--	15-3	11-1	--	--	13-5	8-10	--	8-4	8-4	7-5	6-6	8-4	11-7	13-5
1976	--	12-6	9-3	--	--	12-6	13-5	--	9-3	6-6	5-7	8-4	6-6	13-5	9-9
1977	--	14-4	5-7	--	--	5-13	10-8	--	7-5	10-2	8-4	3-9	5-7	11-7	10-8



OPPONENTS

YR	ARI	ATL	CHC	COL	MIA	HOU	LA	MIL	WSH	NY	PHI	PIT	StL	SD	SF
1978	--	12-6	5-7	--	--	11-7	9-9	--	8-4	7-5	7-5	4-7	8-4	9-9	12-6
1979	--	12-6	5-7	--	--	8-10	11-7	--	6-6	8-4	8-4	8-4	8-4	10-7	6-12
1980	--	16-2	5-7	--	--	8-10	9-9	--	3-9	8-4	7-5	6-6	5-7	15-3	7-11
1981	--	5-6	5-1	--	--	8-4	8-8	--	5-4	7-3	5-2	4-2	0-5	10-2	9-5
1982	--	4-14	6-6	--	--	7-11	7-11	--	4-8	7-5	5-7	4-8	5-7	6-12	6-12
1983	--	6-12	8-4	--	--	5-13	7-11	--	4-8	7-5	6-6	6-6	6-6	9-9	10-8
1984	--	5-13	5-7	--	--	8-10	7-11	--	7-5	3-9	5-7	7-5	4-8	7-11	12-6
1985	--	11-7	6-5	--	--	11-7	7-11	--	8-4	4-8	7-5	9-3	5-7	9-9	12-6
1986	--	12-6	7-5	--	--	4-14	10-8	--	7-5	4-8	7-5	10-2	7-5	9-9	9-9
1987	--	10-8	6-6	--	--	13-5	10-8	--	6-6	7-5	5-7	4-8	4-8	12-6	7-11
1988	--	13-5	6-6	--	--	9-9	7-11	--	5-7	4-7	9-3	7-5	6-6	10-8	11-7
1989	--	10-8	5-7	--	--	8-10	8-10	--	4-8	4-8	4-8	7-5	8-4	9-9	8-10
1990	--	10-8	8-4	--	--	11-7	9-9	--	9-3	6-6	7-5	6-6	9-3	9-9	7-11
1991	--	7-11	8-4	--	--	9-9	6-12	--	6-6	5-7	9-3	2-10	4-8	8-10	10-8
1992	--	9-9	7-5	--	--	10-8	11-7	--	5-7	7-5	7-5	6-6	7-5	11-7	10-8
1993	--	3-10	5-7	9-4	7-5	6-7	5-8	--	4-8	6-6	4-8	8-4	5-7	9-4	2-11
1994	--	5-5	7-5	4-4	7-5	4-6	3-6	--	4-2	2-4	4-2	9-3	2-2	8-2	7-2
1995	--	5-8	7-3	5-7	6-6	12-1	4-3	--	8-4	7-5	9-3	8-5	8-5	3-6	3-3
1996	--	5-7	8-5	7-6	3-9	7-6	4-8	--	3-9	6-6	10-2	5-8	5-8	9-3	9-4
1997	--	2-9	5-7	5-6	5-6	5-7	6-5	<u>*3-0</u>	6-5	2-9	8-3	8-4	6-6	5-6	4-7
1998	5-4	2-7	5-6	4-5	9-0	3-8	5-4	6-5	8-1	3-6	4-5	5-7	8-3	1-11	2-7
1999	8-1	1-8	8-5	7-2	6-1	9-4	4-3	6-6	4-3	5-5	6-3	7-6	8-4	6-3	4-5
2000	5-2	5-2	8-4	6-3	3-6	7-5	4-5	5-8	6-3	5-4	3-4	7-6	7-6	4-5	3-6
2001	1-5	2-4	4-13	3-6	4-2	6-11	4-2	6-10	4-2	4-2	2-4	9-8	7-10	2-4	4-2
2002	0-6	2-4	12-5	3-3	5-1	6-11	4-2	13-6	1-5	2-4	2-4	11-7	8-11	5-1	2-4
2003	2-7	3-3	7-10	4-2	2-4	5-12	2-4	8-10	2-4	2-4	5-4	5-11	9-7	3-3	3-3
2004	3-3	4-2	8-9	3-3	4-2	6-11	4-2	10-8	4-2	3-3	3-3	9-10	5-14	2-4	3-3
2005	4-2	3-7	9-6	3-3	2-4	4-12	3-4	6-10	5-1	3-3	3-4	9-7	5-11	4-2	3-5
2006	2-4	3-4	9-10	5-1	4-2	10-5	0-6	9-10	5-1	3-4	2-4	9-7	9-6	2-4	2-5
2007	4-2	6-1	9-9	2-4	4-3	4-11	2-4	8-7	1-6	2-5	2-4	9-7	6-9	2-4	4-3
2008	4-2	3-3	7-8	1-5	6-2	3-12	1-7	10-8	4-3	3-4	3-5	6-9	5-10	4-3	5-1
2009	5-1	6-3	5-10	0-7	3-3	12-4	1-5	8-7	3-4	2-4	2-5	13-5	8-8	1-6	3-3
2010	5-2	2-3	12-4	2-5	5-2	10-5	5-4	11-3	4-3	4-2	2-5	10-6	6-12	2-4	3-4
2011	2-4	3-3	11-7	3-4	3-3	9-6	4-2	8-8	4-2	2-5	1-7	5-10	9-6	4-2	5-2
2012	5-2	5-1	12-4	5-1	3-3	<u>10-5</u>	2-4	9-6	2-5	6-2	3-4	11-7	7-8	6-2	4-3
2013	4-3	3-4	14-5	2-4	6-1	*3-0	4-3	10-9	3-4	4-2	4-2	8-11	8-11	3-3	6-1
2014	4-3	2-5	11-8	3-4	4-3	--	3-4	10-9	3-3	2-4	3-3	12-7	7-12	1-5	5-2
2015	1-6	4-3	6-13	2-4	3-4	--	1-6	9-10	5-1	0-7	4-2	11-8	7-12	2-4	2-5
2016	3-3	4-3	4-15	5-2	3-4	*1-2	2-5	11-8	3-4	0-6	4-2	9-10	9-10	3-4	3-3
2017	3-3	3-3	7-12	3-4	2-5	--	0-6	8-11	1-6	3-4	4-2	13-6	9-10	3-4	4-3
2018	3-3	4-3	8-11	2-4	2-5	--	6-1	6-13	1-6	3-3	3-4	5-14	7-12	3-4	4-2
2019	3-3	4-3	11-8	3-3	6-1	*3-0	1-5	8-11	1-5	3-4	3-4	7-12	7-12	5-2	4-3
2020	--	--	4-6	--	--	--	--	6-4	--	--	--	7-3	4-6	--	--
Wins	76	1165	1152	101	117	446	1102	194	254	323	1136	1155	1091	342	1023
Losses	71	1077	1178	106	92	401	1135	187	232	291	958	1180	1197	290	1218

* Total record reflects games vs Hou & Mil when those teams were in the American League



2020: 25-35
5TH, NL WEST

Sweep Information

Last Sweep by Reds

	at Cin	at Ari
2-Game:	None	None
3-Game:	7/6-8/07	8/27-29/12
4-Game:	None	None
DH:	None	None

Last Sweep by Diamondbacks

	at Cin	at Ari
2-Game:	None	None
3-Game:	8/13-15/02	6/20-22/03
4-Game:	8/20-23/15	None
DH:	None	None

Series Highs

Runs Scored by Cin (Game)
17 (8/19/2005, 17-3 at Cin)

Runs Scored by Ari (Game)
13 (4/8/2011, 13-2 at Ari)

Longest Game
15 Inn. (7/28/2014 at Cin, 21 loss)

Win Streak by Cin (Season)
6g (6/21-7/1, 1999)

Win Streak by Ari (Season)
6g (8/13-8/22, 2002)

REGULAR SEASON RECORD VS DIAMONDBACKS

All-Time Since 1998: 76-71
At Riverfront / Cinergy Field: 9-12
At Great American Ball Park: 27-28
At Bank One / Chase Field: 40-33
Last Meeting, In 2019: 3-3
At Great American Ball Park: 1-2
At Chase Field: 2-1



MANAGER

Torey Lovullo
5th season at Ari (285-261)
5th in MLB (285-261)

2021 SCHEDULE

Fri, 4/9 at Ari 9:40
Sat, 4/10 at Ari 8:10
Sun, 4/11 at Ari 4:10
Tue, 4/20 at Cin 6:40
Wed, 4/21 at Cin 6:40
Thu, 4/22 at Cin 12:35
All times eastern

2019 RESULTS

9/6 at Cin ... L, 5-7 Ginkel / Mahle / Bradley
9/7 at Cin ... L, 0-2 Young / Castillo / Sherfy
9/8 at Cin ... W, 4-3 Iglesias / López
9/13 at Ari ... W, 4-3 Castillo / Leake / Iglesias
9/14 at Ari ... L, 0-1 Kelly / DeSclafani / Bradley
9/15 at Ari ... W, 3-1 Bauer / Gallen / Iglesias

2018 RESULTS

5/28 at Ari ... L, 5-12 Koch / Bailey
5/29 at Ari ... L, 2-5 Godley / Castillo / Boxberger
5/30 at Ari ... W, 7-4 Romano / Corbin / Iglesias
8/10 at Cin .. W, 3-0 .. DeSclafani/Buchholz/Iglesias
8/11 at Cin .. W, 6-3 Garrett / Bradley / Iglesias
8/12 at Cin ... L, 2-9 Godley / Castillo
Complete games in **BOLD CAPS**

REDS VS DIAMONDBACKS SINCE 1998

1998 5-4	2002 0-6	2006 2-4	2010 5-2	2014 4-3	2018 3-3
1999 8-1	2003 2-7	2007 4-2	2011 2-4	2015 1-6	2019 3-3
2000 5-2	2004 3-3	2008 4-2	2012 5-2	2016 3-3	2020 ... COVID
2001 1-5	2005 4-2	2009 5-1	2013 4-3	2017 3-3	


2020: 35-25
1ST, NL EAST

 Beat Cin in NLWCS, 2-0
 Beat Mia in NLDS, 3-0
 Lost to LAD in NLCS, 4-3

Sweep Information
Last Sweep by Reds

	at Cin	at Atl
2-Game:	9/28-29/87	4/15-16/86
3-Game:	5/30-6/1/08	9/4-6/09
4-Game:	5/21-24/12	9/18-21/75
DH:	6/20/86	9/9/73

Last Sweep by Braves

	at Cin	at Atl
2-Game:	7/18-19/01	5/19-20/10
		*9/30-10/1/20
3-Game:	9/15-17/95	4/25-27/14
4-Game:	5/31-6/3/84 (5g)	#6/18-20/48
DH:	6/12/90	6/21/89

Includes doubleheader
 * 2020 NL Wild Card Series

Series Highs
Runs Scored by Cin (Game)

26 (6/4/1911, 26-3 at Cin)

Runs Scored by Atl (Game)

17 (5/1/1985, 17-9 at Cin)

Longest Game

17 Inn. (7/28/1989 at Atl)

Win Streak by Cin (Season)

11g (6/18-9/28, 1975)

Win Streak by Atl (Season)

10g (4/6-7/2, 1983)

REGULAR SEASON RECORD VS BRAVES *

Record Since 1900:	1,109-995
At League Park II:	8-11
At Palace of the Fans:	77-29
At Crosley Field:	335-294
At Riverfront / Cinergy Field:	129-119
At Great American Ball Park:	37-25
At South End Grounds:	81-80
At Braves Field:	202-201
At Milwaukee County Stadium:	63-72
At Fulton County Stadium:	144-118
At Turner Field:	27-42
At SunTrust / Truist Park:	6-4
Last Regular Season Meeting, In 2019:	4-3
At Great American Ball Park:	2-1
At SunTrust Park:	2-2

* 1,165 - 1,077 since 1890


MANAGER

 Brian Snitker
 6th season at Atl (353-317)
 6th in MLB (353-317)

2021 SCHEDULE

Thu, 6/24 at Cin	7:10
Fri, 6/25 at Cin	6:40
Sat, 6/26 at Cin	4:10
Sun, 6/27 at Cin	1:10
Tue, 8/10 at Atl	7:20
Wed, 8/11 at Atl	7:20
Thu, 8/12 at Atl	5:10

All times eastern

2020 WILD CARD SERIES RESULTS

Game 1, 9/30	L, 0-1 (13)	Minter / Bradley
Game 2, 10/1	L, 0-5	Anderson / Castillo

2019 RESULTS

4/23 at Cin ...	W, 7-6	Stephenson/Gausman/Iglesias
4/24 at Cin ...	L, 1-3	Soroka / Roark / Minter
4/25 at Cin ...	W, 4-2	Castillo / Teheran / Iglesias
8/1 at Atl	L, 1-4 (6)	Fried / DeSclafani
8/2 at Atl	W, 5-2	Wood / Gausman / Iglesias
8/3 at Atl	L, 4-5 (10)	Jackson / Hughes
8/4 at Atl	W, 6-4 (10) ..	Stphnson/Greene/Hernandez

2018 RESULTS

4/23 at Cin ...	W, 10-4 ..	Romano / Freeman / Iglesias
4/24 at Cin ...	W, 9-7 (12)	Hughes / Fried
4/25 at Cin ...	L, 4-5	Winkler / Shackelford / Minter
4/26 at Cin ...	L, 4-7	Freeman / Peralta / Vizcaino
6/25 at Atl ...	L, 4-5 (11)	Jackson / Floro
6/26 at Atl ...	W, 5-3	Harvey / Sanchez / Iglesias
6/27 at Atl ...	W, 6-5 ..	Stephens / Freeman / Iglesias

Complete games in **BOLD CAPS**

REDS VS BRAVES SINCE 1900

1900	7-13	1921	9-13	1942	16-5	1963	10-8	1984	5-13	2005	3-7
1901	8-11	1922	17-5	1943	11-11	1964	9-9	1985	11-7	2006	3-4
1902	9-11	1923	15-7	1944	14-8	1965	12-6	1986	12-6	2007	6-1
1903	13-7	1924	10-12	1945	12-10	1966	8-10	1987	10-8	2008	3-3
1904	15-7	1925	13-9	1946	7-15	1967	13-5	1988	13-5	2009	6-3
1905	14-8	1926	10-12	1947	9-13	1968	8-10	1989	10-8	2010	2-3
1906	10-11	1927	18-4	1948	8-13	1969	6-12	1990	10-8	2011	3-3
1907	13-9	1928	12-10	1949	10-12	1970	13-5	1991	7-11	2012	5-1
1908	14-8	1929	14-8	1950	5-17	1971	9-9	1992	9-9	2013	3-4
1909	17-5	1930	9-13	1951	12-10	1972	9-9	1993	3-10	2014	2-5
1910	14-8	1931	14-8	1952	13-9	1973	13-5	1994	5-5	2015	4-3
1911	17-4	1932	13-9	1953	8-14	1974	11-7	1995	5-8	2016	4-3
1912	11-11	1933	10-12	1954	10-12	1975	15-3	1996	5-7	2017	3-3
1913	14-8	1934	7-15	1955	9-13	1976	12-6	1997	2-9	2018	4-3
1914	8-14	1935	12-10	1956	9-13	1977	14-4	1998	2-7	2019	4-3
1915	7-15	1936	9-13	1957	4-18	1978	12-6	1999	1-8	2020 ...	COVID
1916	9-13	1937	11-11	1958	5-17	1979	12-6	2000	5-2		
1917	12-10	1938	9-11	1959	11-11	1980	16-2	2001	2-4		
1918	8-10	1939	16-6	1960	9-13	1981	5-6	2002	2-4		
1919	16-4	1940	12-9	1961	15-7	1982	4-14	2003	3-3		
1920	12-9	1941	13-9	1962	13-5	1983	6-12	2004	4-2		



2020: 34-26
1ST, NL CENTRAL
 Lost to Mia in NLWCS, 0-2

Sweep Information

Last Sweep by Reds

	at Cin	at Chi
2-Game:	5/16-17/11	5/14-15/66
3-Game:	9/24-26/96	8/12-14/13
4-Game:	6/21-24/18	#8/16-18/68
DH:	7/8/2014	8/18/68

Last Sweep by Cubs

	at Cin	at Chi
2-Game:	4/24-26/15	7/21-22/04
3-Game:	6/27-29/16	5/16-5/18/17
4-Game:	9/27-30/37	8/23-26/18
DH:	7/9/72	8/28/84

Includes doubleheader

Series Highs

Runs Scored by Cin (Game)

23 (7/16/1949, 23-4 at Cin)

Runs Scored by Chi (Game)

22 (8/13/1937, 22-6 at Chi)

Longest Game

18 Inn. (4x, Last: 5/10/1979 at Chi)

Win Streak by Cin (Single Season)

8g (6/19-9/1, 1917)

Win Streak by Chi (Single Season)

15g (4/25-8/3, 1945)

REGULAR SEASON RECORD VS CUBS *

Record Since 1900:	1,084-1,107
At League Park I & II:	9-8
At Palace of the Fans:	42-66
At Crosley Field:	342-272
At Riverfront / Cinergy Field:	107-89
At Great American Ball Park:	78-73
At West Side Grounds:	55-118
At Wrigley Field:	451-481
In 2020:	4-6
At Great American Ball Park:	3-4
At Wrigley Field:	1-2

* 1,152 - 1,178 since 1890



MANAGER

David Ross
 2nd season at Chi (34-26)
 2nd in MLB (34-26)

2021 SCHEDULE

Fri, 4/30 at Cin	7:10
Sat, 5/1 at Cin	3:10
Sun, 5/2 at Cin	4:10
Fri, 5/28 at Chi	2:20
Sat, 5/29 at Chi	2:20
Sun, 5/30 at Chi	2:20
Fri, 7/2 at Cin	7:10
Sat, 7/3 at Cin	4:10
Sun, 7/4 at Cin	1:10
Mon, 7/26 at Chi	8:05
Tue, 7/27 at Chi	8:05
Wed, 7/28 at Chi	8:05
Thu, 7/29 at Chi	2:20
Mon, 8/16 at Cin	7:10
Tue, 8/17 at Cin	7:10
Wed, 8/18 at Cin	12:35
Mon, 9/6 at Chi	2:20
Tue, 9/7 at Chi	7:40
Wed, 9/8 at Chi	7:40

All times eastern

2020 RESULTS

7/27 at Cin	L, 7-8	Lester / Miley / Jeffress
7/28 at Cin	L, 5-8	Mills / Reed
7/28 at Cin	W, 12-7	Gray / Hendricks
7/28 at Cin	Postponed by rain, DH on 8/29	
8/28 at Cin	W, 6-5	Mahle / Hendricks / Iglesias
8/29 at Cin	L, 0-3	Darvish / Bauer / Jeffress
8/29 at Cin	W, 6-5	Kuhnel / Kimbrel
8/30 at Cin	L, 1-10	Rea / Castillo
9/8 at Chi	L, 0-3	Mills / Mahle / Jeffress
9/9 at Chi	W, 3-0	Bauer / Darvish / Iglesias
9/10 at Chi	L, 5-8	Ryan / Gray / Jeffress

Complete games in **BOLD CAPS**

OPPONENTS

REDS VS CUBS SINCE 1900

1900	11-9	1921	9-13	1942	9-13	1963	9-9	1984	5-7	2005	9-6
1901	10-10	1922	11-11	1943	13-9	1964	12-6	1985	6-5	2006	9-10
1902	8-12	1923	13-9	1944	13-9	1965	11-7	1986	7-5	2007	9-9
1903	11-9	1924	13-9	1945	1-21	1966	12-6	1987	6-6	2008	7-8
1904	8-13	1925	12-10	1946	9-13	1967	6-12	1988	6-6	2009	5-10
1905	10-12	1926	9-13	1947	10-12	1968	11-7	1989	5-7	2010	12-4
1906	4-18	1927	8-14	1948	12-10	1969	6-6	1990	8-4	2011	11-7
1907	5-17	1928	9-13	1949	13-9	1970	5-7	1991	8-4	2012	12-4
1908	6-16	1929	8-14	1950	17-4	1971	6-6	1992	7-5	2013	14-5
1909	6-16	1930	11-11	1951	12-10	1972	4-8	1993	5-7	2014	11-8
1910	6-16	1931	8-14	1952	9-13	1973	4-8	1994	7-5	2015	6-13
1911	8-14	1932	10-12	1953	10-12	1974	7-5	1995	7-3	2016	4-15
1912	10-11	1933	11-11	1954	14-8	1975	11-1	1996	8-5	2017	7-12
1913	9-13	1934	8-14	1955	11-11	1976	9-3	1997	5-7	2018	8-11
1914	5-17	1935	8-14	1956	16-6	1977	5-7	1998	5-6	2019	11-8
1915	9-13	1936	12-10	1957	15-7	1978	5-7	1999	8-5	2020	4-6
1916	13-9	1937	8-14	1958	12-10	1979	5-7	2000	8-4		
1917	14-8	1938	11-11	1959	13-9	1980	5-7	2001	4-13		
1918	7-10	1939	12-10	1960	12-10	1981	5-1	2002	12-5		
1919	12-8	1940	16-6	1961	10-12	1982	6-6	2003	7-10		
1920	13-9	1941	14-8	1962	14-4	1983	8-4	2004	8-9		



2020: 26-34
4TH, NL WEST

Sweep Information

Last Sweep by Reds

	at Cin	at Col
2-Game:	None	None
3-Game:	7/15-17/05	7/27-29/12
4-Game:	7/13-16/06	None
DH:	8/17/96	*8/25/97

Last Sweep by Rockies

	at Cin	at Col
2-Game:	None	*7/23/98
3-Game:	7/31-8/2/09	6/3-5/05
4-Game:	None	9/6-9/10
DH:	None	*8/17/14

* Day-night doubleheader

Series Highs

Runs Scored by Cin (Game)

24 (5/19/1999, 24-12 at Col)

Runs Scored by Col (Game)

17 (7/26/15, 17-7 at Col)

Longest Game

13 Inn. (6/7/2018 vs Col)

Win Streak by Cin (Single Season)

5g (2x, Last: 5/26-7/29, 2012)

Win Streak by Col (Single Season)

7g (7/31-9/10, 2009)

REGULAR SEASON RECORD VS ROCKIES

All-Time Since 1993:	101-106
At Riverfront / Cinergy Field:	31-18
At Great American Ball Park:	28-25
At Mile High Stadium:	3-7
At Coors Field:	39-56
Last Regular Season Meeting, In 2019:	3-3
At Great American Ball Park:	2-1
At Coors Field:	1-2



MANAGER

Bud Black
5th season at Col (275-272)
14th in MLB (924-985)

2021 SCHEDULE

Thu, 5/13 at Col	8:40
Fri, 5/14 at Col	8:40
Sat, 5/15 at Col	8:10
Sun, 5/16 at Col	3:10
Fri, 6/11 at Cin	7:10
Sat, 6/12 at Cin	4:10
Sun, 6/13 at Cin	1:10

All times eastern

2019 RESULTS

7/12 at Col ... L, 2-3	Diaz / Hernandez / Davis
7/13 at Col ... W, 17-9	Hughes / Bettis
7/14 at Col ... L, 9-10	Senzatela / Mahle / Davis
7/26 at Cin ... L, 2-12	Márquez / Castillo
7/27 at Cin ... W, 3-1	DeSclafani / González / Iglesias
7/28 at Cin ... W, 3-2	Sims / McGee / Iglesias

2018 RESULTS

5/25 at Col ... L, 4-5	Gray / Romano / Davis
5/26 at Col ... W, 6-5	Lorenzen / Rusin / Hughes
5/27 at Col ... L, 2-8	Márquez / Harvey
6/5 at Cin ... L, 6-9	Freeland / DeSclafani / Davis
6/6 at Cin ... L, 3-6	Gray / Romano / Davis
6/7 at Cin ... W, 7-5 (13)	Floro / Rusin

Complete games in **BOLD CAPS**

REDS VS ROCKIES SINCE 1993

1993 9-4	1998 4-5	2003 4-2	2008 1-5	2013 2-4	2018 2-4
1994 4-4	1999 7-2	2004 3-3	2009 0-7	2014 3-4	2019 3-3
1995 5-7	2000 6-3	2005 3-3	2010 2-5	2015 2-4	2020 ... COVID
1996 7-6	2001 3-6	2006 5-1	2011 3-4	2016 5-2	
1997 5-6	2002 3-3	2007 2-4	2012 5-1	2017 3-4	



2020: 43-17

1ST, NL WEST

Beat Mil in NLWCS, 2-0

Beat SD in NLDS, 3-0

Beat Atl in NLCS, 4-3

Beat TB in World Series, 4-2

Sweep Information

Last Sweep by Reds

	at Cin	at LAD
2-Game:	5/7-8/96	9/23-24/92
3-Game:	9/6-8/13	6/13-15/11
4-Game:	#9/22-24/69	5/10-13/18
DH:	8/8/86	8/16/61

Last Sweep by Dodgers

	at Cin	at LAD
2-Game:	9/26-27/83	7/20-21/98
3-Game:	6/16-18/17	4/15-17/19
4-Game:	#6/6-8/52	4/14-17/75
DH:	6/30/78	8/9/70

Includes doubleheader

Series Highs

Runs Scored by Cin (Game)

23 (6/8/1940, 23-2 at Cin)

Runs Scored by LAD (Game)

25 (9/23/1901, 25-6 at Cin)

Longest Game

19 Inn. (2x, Last: 8/8/1972 at Cin)

Win Streak by Cin (Single Season)

10g (7/27-9/15, 1926)

Win Streak by LAD (Single Season)

11g (7/21-9/16, 1947)

REGULAR SEASON RECORD VS DODGERS *

Record Since 1900:	1,024-1,077
At League Park II:	5-14
At Palace of the Fans:	74-39
At Crosley Field:	332-296
At Riverfront / Cinergy Field:	118-123
At Great American Ball Park:	23-35
At Washington Park III / Ebbets Field:	277-344
At Los Angeles Coliseum:	22-22
At Dodger Stadium:	173-204
Last Meeting, In 2019:	1-5
At Great American Ball Park:	1-2
At Dodger Stadium:	0-3

* 1,102 - 1,135 since 1890



MANAGER

Dave Roberts
6th season at LA (436-273)
7th in MLB (436-274)

2021 SCHEDULE

Mon, 4/26 at LA	10:10
Tue, 4/27 at LA	10:10
Wed, 4/28 at LA	4:10
Fri, 9/17 at Cin	7:10
Sat, 9/18 at Cin	7:10
Sun, 9/19 at Cin	1:10

All times eastern

2019 RESULTS

4/15 at LAD	L, 3-4	Jansen / Iglesias
4/16 at LAD	L, 1-6	Maeda / Mahle
4/17 at LAD	L, 2-3	Buehler / Gray / Jansen
5/17 at Cin	L, 0-6	Hill / DeSclafani
5/18 at Cin	W, 4-0	Mahle / Buehler
5/19 at Cin	L, 3-8	Ryu / Roark

2018 RESULTS

5/10 at LA	W, 4-1	Mahle / Buehler / Iglesias
5/11 at LA	W, 6-2	Brice / Maeda / Iglesias
5/12 at LA	W, 5-3	Bailey / Chargois / Hughes
5/13 at LA	W, 5-3	Castillo / Hill / Iglesias
9/10 at Cin	W, 10-6	Hughes / Wood
9/11 at Cin	W, 3-1	Castillo / Ryu / Iglesias
9/12 at Cin	L, 1-8	Ferguson / DeSclafani

Complete games in **BOLD CAPS**

REDS VS DODGERS SINCE 1900

1900	4-15	1921	11-10	1942	7-15	1963	8-10	1984	7-11	2005	3-4
1901	6-14	1922	14-8	1943	9-13	1964	14-4	1985	7-11	2006	0-6
1902	8-12	1923	14-8	1944	14-8	1965	6-12	1986	10-8	2007	2-4
1903	10-10	1924	10-12	1945	11-11	1966	6-12	1987	10-8	2008	1-7
1904	14-8	1925	10-12	1946	8-14	1967	8-10	1988	7-11	2009	1-5
1905	18-4	1926	18-4	1947	7-15	1968	9-9	1989	8-10	2010	5-4
1906	14-8	1927	10-11	1948	4-18	1969	10-8	1990	9-9	2011	4-2
1907	7-15	1928	12-10	1949	5-17	1970	13-5	1991	6-12	2012	2-4
1908	16-6	1929	11-11	1950	10-12	1971	7-11	1992	11-7	2013	4-3
1909	17-5	1930	9-13	1951	8-14	1972	9-5	1993	5-8	2014	3-4
1910	15-7	1931	12-10	1952	5-17	1973	11-7	1994	3-6	2015	1-6
1911	11-11	1932	7-15	1953	7-15	1974	6-12	1995	4-3	2016	2-5
1912	16-6	1933	12-10	1954	6-16	1975	8-10	1996	4-8	2017	0-6
1913	13-9	1934	9-13	1955	10-12	1976	13-5	1997	6-5	2018	6-1
1914	11-11	1935	11-11	1956	11-11	1977	10-8	1998	5-4	2019	1-5
1915	11-11	1936	13-9	1957	10-12	1978	9-9	1999	4-3	2020 ..	COVID
1916	7-15	1937	10-12	1958	11-11	1979	11-7	2000	4-5		
1917	12-10	1938	13-9	1959	13-9	1980	9-9	2001	4-2		
1918	12-6	1939	12-10	1960	12-10	1981	8-8	2002	4-2		
1919	13-7	1940	14-8	1961	12-10	1982	7-11	2003	2-4		
1920	12-10	1941	8-14	1962	9-9	1983	7-11	2004	4-2		


2020: 31-29
2ND, NL EAST

 Beat Chi in NLWCS, 2-0
 Lost to Atl in NLDS, 3-0

Last Sweep by Reds

	<u>at Cin</u>	<u>at Mia</u>
2-Game:	5/13-14/98	None
3-Game:	4/9-11/19	5/14-16/13
4-Game:	9/10-13/99	None
DH:	None	None

Last Sweep by Marlins

	<u>at Cin</u>	<u>at Mia</u>
2-Game:	None	^5/27-29/96
3-Game:	5/23-25/03	7/8-10/16
4-Game:	None	None
DH:	None	None

^ One game rained out in 3-game series

Series Highs
Runs Scored by Cin (Game)

22 (8/31/1996, 22-8 at Cin)

Runs Scored by Mia (Game)

16 (6/23/1995, 16-4 at Cin)

Longest Game

15 Inn. (5/11/1995 at Fla)

Win Streak by Cin (Single Season)

9g (5/13-8/30, 1998)

Win Streak by Mia (Single Season)

5g (5/27-8/6, 2000)

REGULAR SEASON RECORD VS MARLINS

All-Time Since 1993:	117-92
At Riverfront / Cinergy Field:	32-19
At Great American Ball Park:	33-22
At Joe Robbie / Pro Player / Dolphin /	
Land Shark / Sun Life Stadium:	39-35
At Marlins Park:	13-16
Last Meeting, In 2019:	6-1
At Great American Ball Park:	3-0
At Marlins Park:	3-1


MANAGER

 Don Mattingly
 6th season at Mia (307-399)
 11th in MLB (753-762)

2021 SCHEDULE

Thu, 8/19 at Cin	7:10
Fri, 8/20 at Cin	7:10
Sat, 8/21 at Cin	6:40
Sun, 8/22 at Cin	1:10
Fri, 8/27 at Mia	7:10
Sat, 8/28 at Mia	6:10
Sun, 8/29 at Mia	1:10

All times eastern

2019 RESULTS

4/9 at Cin W, 14-0	Castillo / Ureña
4/10 at Cin ... W, 2-1	Garrett/Steckenrider/Iglesias
4/11 at Cin ... W, 5-0	Stephenson / López
8/26 at Mia ... W, 6-3	Gray / López
8/27 at Mia ... W, 8-5	Castillo / Smith / Iglesias
8/28 at Mia ... W, 5-0	DeSclafani / Alcantara
8/29 at Mia ... L, 3-4 (12)	Kingley / Iglesias

2018 RESULTS

5/4 at Cin W, 4-1	Romano / Chen / Iglesias
5/5 at Cin L, 0-6	Smith / Mahle
5/6 at Cin L, 5-8	Wittgren / Finnegan / Ziegler
9/20 at Mia ... W, 4-2	Reed / Brigham / Iglesias
9/21 at Mia ... L, 0-1 (10) ...	Barracough / Hernandez
9/22 at Mia ... L, 1-5 ...	Ureña/DeSclafani/Steckenrider
9/23 at Mia ... L, 0-6	Richards / Lorenzen

Complete games in **BOLD CAPS**

REDS VS MARLINS SINCE 1993

1993 7-5	1998 9-0	2003 2-4	2008 6-2	2013 6-1	2018 2-5
1994 7-5	1999 6-1	2004 4-2	2009 3-3	2014 4-3	2019 6-1
1995 6-6	2000 3-6	2005 2-4	2010 5-2	2015 3-4	2020 ... COVID
1996 3-9	2001 4-2	2006 4-2	2011 3-3	2016 3-4	
1997 5-6	2002 5-1	2007 4-3	2012 3-3	2017 2-5	



2020: 29-31
4TH, NL CENTRAL
 Lost to LAD in NLWCS, 2-0

Sweep Information

Last Sweep by Reds

	at Cin	at Mil
2-Game:	5/17-18/10	7/15-16/02
3-Game:	9/4-6/17	8/25-27/09
4-Game:	None	5/13-16/02
DH:	None	8/27/20

Last Sweep by Brewers

	at Cin	at Mil
2-Game:	None	4/27-28/04
3-Game:	9/24-26/19	4/24-26/17
4-Game:	8/25-28/03	None
DH:	9/5/15	None

Series Highs

Runs Scored by Cin (Game)

17 (8/7/1998, 17-0 at Cin)

Runs Scored by Mil (Game)

15 (5/6/2009, 15-3 at Cin)

Longest Game

13 Inn. (3x, Last: 8/25/2009 at Mil)

Win Streak by Cin (Single Season)

7g (7/27-9/21, 2010)

Win Streak by Mil (Single Season)

7g (4/17-6/29, 2018)

REGULAR SEASON RECORD VS BREWERS *

All-Time Since 1997: * 194-187-1
 At Riverfront / Cinergy Field: 20-20-1
 At Great American Ball Park: 84-70
 At Milwaukee County Stadium: 7-10
 At Miller Park / American Family Field: .. 83-87
 In 2020: 6-4
 At Great American Ball Park: 2-1
 At Miller Park: 4-3

* 194-187-1 record includes a 3-game Reds sweep in 1997, when the Brewers were in the American League



MANAGER

Craig Counsell
 7th season at Mil (434-412)
 7th in MLB (434-412)

2021 SCHEDULE

Fri, 5/21 at Cin	7:10
Sat, 5/22 at Cin	4:10
Sun, 5/23 at Cin	1:10
Tue, 6/8 at Cin	7:10
Wed, 6/9 at Cin	7:10
Thu, 6/10 at Cin	12:35
Mon, 6/14 at Mil	8:10
Tue, 6/15 at Mil	8:10
Wed, 6/16 at Mil	2:10
Thu, 7/8 at Mil	8:10
Fri, 7/9 at Mil	8:10
Sat, 7/10 at Mil	7:15
Sun, 7/11 at Mil	2:10
Fri, 7/16 at Cin	7:10
Sat, 7/17 at Cin	7:10
Sun, 7/18 at Cin	1:10
Tue, 8/24 at Mil	8:10
Wed, 8/25 at Mil	8:10
Thu, 8/26 at Mil	2:10

All times eastern

2020 RESULTS

8/7 at Mil	W, 8-3	Bauer / Lauer
8/8 at Mil	W, 4-1	DeSclafani/Anderson/Iglesias
8/9 at Mil	L, 3-9	Suter / Gray
8/24 at Mil ...	L, 2-4	Anderson / Bauer / Hader
8/25 at Mil ...	L, 2-3	Woodruff / Castillo / Hader
8/26 at Mil	Postponed	Jacob Blake shooting
8/27 at Mil ...	W, 6-1	Gray / Houser
8/27 at Mil ...	W, 6-0	Sims / Lindblom
9/21 at Cin ...	W, 6-3	Castillo / Woodruff
9/22 at Cin ...	L, 2-3	Anderson / Antone / Hader
9/23 at Cin ...	W, 6-1	Bauer / Houser

2019 RESULTS

4/1 at Cin	L, 3-4	Wilson / Iglesias / Hader
4/2 at Cin	L, 3-4	Chacin / Duke / Hader
4/3 at Cin	L, 0-1	Peralta / Castillo / Wilson
5/21 at Mil ...	W, 3-0	Gray / Gonzalez / Iglesias
5/22 at Mil ...	L, 9-11	Guerra / Peralta / Hader
6/20 at Mil ...	W, 7-1	Roark / Nelson
6/21 at Mil ...	W, 11-7	Hernandez / Anderson
6/22 at Mil ...	L, 5-6	Albers / Castillo / Hader
6/23 at Mil ...	L, 5-7	Woodruff / DeSclafani
7/1 at Cin	L, 6-8	Claudio / Hernandez / Jeffress
7/2 at Cin	W, 5-4 (11)	Iglesias / Burnes
7/3 at Cin	W, 3-0	Gray / Chacin / Iglesias
7/4 at Cin	W, 1-0	Castillo / Woodruff / Iglesias
7/22 at Mil ...	W, 6-5	Peralta / Jeffress / Hughes
7/23 at Mil ...	W, 14-6	Roark / Davies / Romano
7/24 at Mil ...	L, 4-5	Albers / Sims / Peralta
9/24 at Cin ...	L, 2-4	Suter / Gray / Hader
9/25 at Cin ...	L, 2-9	Lyles / Mahle
9/26 at Cin ...	L, 3-5	Anderson / Castillo / Hader

Complete games in **BOLD CAPS**

REDS VS BREWERS SINCE 1997

1997 (AL) ... 3-0	2001 6-10	2005 6-10	2009 8-7	2013 10-9	2017 8-11
1998 6-5	2002 13-6	2006 9-10	2010 11-3	2014 10-9	2018 6-13
1999 6-6	2003 8-10	2007 8-7	2011 8-8	2015 9-10	2019 8-11
2000 5-8	2004 10-8	2008 10-8	2012 9-6	2016 11-8	2020 6-4



2020: 26-34
T4TH, NL EAST

Sweep Information

Last Sweep by Reds

	at Cin	at NYM
2-Game:	5/6-7/92	[^] 5/25-27/92
3-Game:	4/4-7/05	5/20-22/13
4-Game:	#7/11-13/75	#8/19-21/77
DH:	7/18/80	8/19/77

Last Sweep by Mets

	at Cin	at NYM
2-Game:	4/28-29/97	4/22-23/97
3-Game:	9/5-7/16	4/25-27/16
4-Game:	9/24-27/15	7/18-21/97
DH:	6/17/66	5/19/98

[#] Includes doubleheader

[^] One game rained out in 3-game series

Series Highs

Runs Scored by Cin (Game)

15 (5/13/1980, 15-4 at Cin)

Runs Scored by NYM (Game)

15 (4/28/1997, 15-2 at Cin)

Longest Game

16 Inn. (8/20/1973 at NYM)

Win Streak by Cin (Single Season)

8g (4/24-8/3, 1962)

Win Streak by NYM (Single Season)

7g (6/26-9/27, 2015)

REGULAR SEASON RECORD VS METS

All-Time Since 1962:	323-291
At Crosley Field:	51-20
At Riverfront / Cinergy Field:	100-77
At Great American Ball Park:	20-34
At Polo Grounds:	9-9
At Shea Stadium:	126-131
At Citi Field:	17-20
Last Meeting, In 2019:	3-4
At Great American Ball Park:	1-2
At Citi Field:	2-2



MANAGER

Luis Rojas
 2nd season at NYM (26-34)
 2nd in MLB (26-34)

2021 SCHEDULE

Mon, 7/19 at Cin	7:10
Tue, 7/20 at Cin	7:10
Wed, 7/21 at Cin	12:35
Fri, 7/30 at NY	7:10
Sat, 7/31 at NY	7:10
Sun, 8/1 at NY	1:10

All times eastern

2019 RESULTS

4/29 at NYM ... W, 5-4	Iglesias / Diaz
4/30 at NYM ... L, 3-4 (10)	Gagnon / Iglesias
5/1 at NYM ... W, 1-0	Duke / Diaz / Lorenzen
5/2 at NYM ... L, 0-1	SYNDERGAARD / Mahle
9/20 at Cin ... L, 1-8	deGrom / Castillo
9/21 at Cin ... W, 3-2	Kuhnel / Wilson / Iglesias
9/22 at Cin ... L, 3-6	Brach / Bauer / Wilson

2018 RESULTS

5/7 at Cin ... L, 6-7	Gsellman / Bailey / Familia
5/8 at Cin ... W, 7-2	Castillo / Vargas
5/9 at Cin ... W, 2-1 (10)	Iglesias / Ramos
8/6 at NYM ... L, 4-6	Syndergaard / Bailey / Blevins
8/7 at NYM ... W, 6-1	Romano / Vargas
8/8 at NYM ... L, 0-8	deGrom / Stephenson

Complete games in **BOLD CAPS**

REDS VS METS SINCE 1962

1962 13-5	1972 8-4	1982 7-5	1992 7-5	2002 2-4	2012 6-2
1963 10-8	1973 8-4	1983 7-5	1993 6-6	2003 2-4	2013 4-2
1964 11-7	1974 9-3	1984 3-9	1994 2-4	2004 3-3	2014 2-4
1965 11-7	1975 8-4	1985 4-8	1995 7-5	2005 3-3	2015 0-7
1966 10-7	1976 6-6	1986 4-8	1996 6-6	2006 3-4	2016 0-6
1967 12-6	1977 10-2	1987 7-5	1997 2-9	2007 2-5	2017 3-4
1968 10-8	1978 7-5	1988 4-7	1998 3-6	2008 3-4	2018 3-3
1969 6-6	1979 8-4	1989 4-8	1999 5-5	2009 2-4	2019 3-4
1970 8-4	1980 8-4	1990 6-6	2000 5-4	2010 4-2	2020 ... COVID
1971 8-4	1981 7-3	1991 5-7	2001 4-2	2011 2-5	



2020: 28-32
3RD, NL EAST

Sweep Information

Last Sweep by Reds

at Cin at Phi
2-Game: 8/26-27/91 [^]4/5-7/96
3-Game: 4/4-7/16 6/27-29/95
4-Game: #6/24-26/96 #7/22-24/96
DH: 5/26/97 7/22/96

Last Sweep by Phillies

at Cin at Phi
2-Game: [^]4/26-28/96 4/9-10/63
3-Game: 5/12-14/06 4/9-11/18
4-Game: 8/29-9/1/11 7/8-11/10
DH: *9/21/02 5/15/75

Includes doubleheader

* Day-night doubleheader

[^] One game rained out in 3-game series

Series Highs

Runs Scored by Cin (Game)

24 (5/13/1902, 24-2 at Cin)

Runs Scored by Phi (Game)

22 (7/6/2009, 22-1 at Phi)

Longest Game

19 Inn. (2x, Last: 5/25/2011 at Phi)

Win Streak by Cin (Single Season)

17g (5/1-9/2, 1961)

Win Streak by Phi (Single Season)

8g (9/2-10/2, 1901)

REGULAR SEASON RECORD VS PHILLIES *

Record Since 1900: 1,076-879
 At League Park II: 9-12
 At Palace of the Fans: 62-49
 At Crosley Field: 388-240
 At Riverfront / Cinergy Field: 104-75
 At Great American Ball Park: 31-27
 At Baker Bowl: 190-210
 At Shibe Park: 172-155
 At Veterans Stadium: 102-75
 At Citizens Bank Park: 18-36
 Last Meeting, In 2019: 3-4
 At Great American Ball Park: 2-2
 At Citizens Bank Park: 1-2

* 1,136 - 958 since 1890



MANAGER

Joe Girardi

2nd season at Phi (28-32)
13th in MLB (1,016-826)

2021 SCHEDULE

Mon, 5/31 at Cin 2:10
 Tue, 6/1 at Cin 7:10
 Wed, 6/2 at Cin 12:35
 Fri, 8/13 at Phi 7:05
 Sat, 8/14 at Phi 4:05
 Sun, 8/15 at Phi 1:05
 All times eastern

2019 RESULTS

6/7 at Phi L, 2-4 Eflin / Mahle / Neris
 6/8 at Phi L, 1-4 PIVETTA / Roark
 6/9 at Phi W, 4-3 Duke / Álvarez / Iglesias
 9/2 at Cin L, 1-7 Smyly / DeSclafani
 9/3 at Cin L, 2-6 Vincent / Garrett
 9/4 at Cin W, 8-5 Lorenzen / Álvarez / Iglesias
 9/5 at Cin W, 4-3 (11) Bowman / Vincent

2018 RESULTS

4/9 at Phi L, 5-6 Garcia / Quackenbush / Neris
 4/10 at Phi L, 1-6 Nola / Hughes
 4/11 at Phi L, 3-4 (12) Rios / Brice
 7/26 at Cin L, 4-9 Suárez / Lorenzen
 7/27 at Cin ... W, 6-4 ... Hernandez / Pivetta / Iglesias
 7/28 at Cin ... W, 6-2 Peralta / Hunter / Hughes
 7/29 at Cin ... W, 4-0 Castillo / Eflin / Iglesias
 Complete games in **BOLD CAPS**

REDS VS PHILLIES SINCE 1900

1900 9-11	1921 13-9	1942 16-6	1963 8-10	1984 5-7	2005 3-4
1901 4-16	1922 15-7	1943 19-3	1964 9-9	1985 7-5	2006 2-4
1902 13-7	1923 19-3	1944 13-9	1965 13-5	1986 7-5	2007 2-4
1903 12-8	1924 16-5	1945 12-10	1966 10-8	1987 5-7	2008 3-5
1904 16-6	1925 16-6	1946 8-14	1967 10-8	1988 9-3	2009 2-5
1905 13-9	1926 16-6	1947 13-9	1968 11-7	1989 4-8	2010 2-5
1906 11-11	1927 16-6	1948 11-11	1969 10-2	1990 7-5	2011 1-7
1907 8-13	1928 13-7	1949 13-9	1970 7-5	1991 9-3	2012 3-4
1908 10-12	1929 11-11	1950 4-18	1971 5-7	1992 7-5	2013 4-2
1909 9-12	1930 12-10	1951 11-11	1972 10-2	1993 4-8	2014 3-3
1910 10-12	1931 9-13	1952 10-12	1973 8-4	1994 4-2	2015 4-2
1911 10-12	1932 9-13	1953 12-10	1974 8-4	1995 9-3	2016 4-2
1912 8-14	1933 7-14	1954 14-8	1975 7-5	1996 10-2	2017 4-2
1913 5-17	1934 9-10	1955 11-11	1976 5-7	1997 8-3	2018 3-4
1914 9-13	1935 13-9	1956 11-11	1977 8-4	1998 4-5	2019 3-4
1915 9-13	1936 13-9	1957 16-6	1978 7-5	1999 6-3	2020 ... COVID
1916 5-17	1937 11-11	1958 15-7	1979 8-4	2000 3-4	
1917 8-14	1938 14-7	1959 9-13	1980 7-5	2001 2-4	
1918 12-7	1939 19-3	1960 9-13	1981 5-2	2002 2-4	
1919 15-5	1940 15-7	1961 19-3	1982 5-7	2003 5-4	
1920 14-8	1941 16-6	1962 8-10	1983 6-6	2004 3-3	



2020: 19-41
5TH, NL CENTRAL

Sweep Information
Last Sweep by Reds

	at Cin	at Pit
2-Game:	6/10-11/97	^8/3-4/07
3-Game:	9/15-17/17	4/10-12/17
4-Game:	#9/14-16/20	7/2-5/92
DH:	9/14/20	7/12/74

Last Sweep by Pirates

	at Cin	at Pit
2-Game:	5/18-19/11	8/20-21/98
3-Game:	7/20-22/18	8/23-25/19
4-Game:	7/11-14/91	4/4-7/19
DH:	*9/17/16	8/28/07

Includes doubleheader

* Day-night doubleheader

^ One game rained out in 3-game series

Series Highs
Runs Scored by Cin (Game)

19 (4x, Last: 8/25/1995, 19-3 at Pit)

Runs Scored by Pit (Game)

23 (4/27/1912, 23-4 at Pit)

Longest Game

16 Inn. (4x, Last: 6/29/1965 at Pit)

Win Streak by Cin (Single Season)

11g (2x, Last: 7/22-9/15, 1956)

Win Streak by Pit (Single Season)

17g (5/31-10/3, 1937)

REGULAR SEASON RECORD VS PIRATES *

Record Since 1900:	1,080-1,114
At League Park II:	8-12
At Palace of the Fans:	44-65
At Crosley Field:	345-269
At Riverfront / Cinergy Field:	106-94
At Great American Ball Park:	84-72
At Exposition Park:	36-60
At Forbes Field:	273-375
At Three Rivers Stadium:	101-82
At PNC Park:	83-85
In 2020:	7-3
At Great American Ball Park:	5-1
At PNC Park:	2-2

* 1,155 - 1,180 since 1890


MANAGER

Derek Shelton
 2nd season at Pit (19-41)
 2nd in MLB (19-41)

2021 SCHEDULE

Mon, 4/5 at Cin	6:40
Tue, 4/6 at Cin	6:40
Wed, 4/7 at Cin	12:35
Mon 5/10 at Pit	6:35
Tue, 5/11 at Pit	6:35
Wed, 5/12 at Pit	12:35
Thu, 8/5 at Cin	7:10
Fri, 8/6 at Cin	6:40
Sat, 8/7 at Cin	7:10
Sun, 8/8 at Cin	1:10
Tue, 9/14 at Pit	6:35
Wed, 9/15 at Pit	6:35
Thu, 9/16 at Pit	12:35
Mon, 9/20 at Cin	6:40
Tue, 9/21 at Cin	6:40
Wed, 9/22 at Cin	12:35
Fri, 10/1 at Pit	6:35
Sat, 10/2 at Pit	6:35
Sun, 10/3 at Pit	3:05

All times eastern

2020 RESULTS

8/13 at Cin	L, 6-9	Williams / DeSclafani
8/14 at Cin	W, 8-1	Gray / Kuhl
8/15 at Cin	Postponed by positive COVID-19 test	
8/16 at Cin	Postponed by positive COVID-19 test	
9/4 at Pit	W, 4-2	Castillo / Brault / Iglesias
9/4 at Pit ^	L, 3-4	Howard / Bauer
9/5 at Pit	W, 6-2	Garrett / Williams
9/6 at Pit	L, 2-3	Rodriguez / Iglesias
9/14 at Cin	W, 3-1	Iglesias / Howard
9/14 at Cin	W, 9-4	Romano / Turley
9/15 at Cin	W, 4-1	Lorenzen/Musgrove/Garrett
9/16 at Cin	W, 1-0 ...	Castillo / Brubaker / Iglesias

^ Cin was visiting team but batted in the bottom of each inning

Complete games in **BOLD CAPS**

REDS VS PIRATES SINCE 1900

1900	12-8	1921	8-14	1942	12-9	1963	11-7	1984	7-5	2005	9-7
1901	7-13	1922	11-11	1943	9-13	1964	8-10	1985	9-3	2006	9-7
1902	5-15	1923	8-14	1944	12-10	1965	8-10	1986	10-2	2007	9-7
1903	4-16	1924	12-10	1945	10-12	1966	8-10	1987	4-8	2008	6-9
1904	11-11	1925	8-13	1946	13-9	1967	10-8	1988	7-5	2009	13-5
1905	9-13	1926	13-9	1947	13-9	1968	10-8	1989	7-5	2010	10-6
1906	8-14	1927	8-14	1948	9-13	1969	5-7	1990	6-6	2011	5-10
1907	10-12	1928	12-10	1949	9-13	1970	8-4	1991	2-10	2012	11-7
1908	8-14	1929	9-13	1950	12-10	1971	5-7	1992	6-6	2013	8-11
1909	7-15	1930	8-14	1951	12-10	1972	8-4	1993	8-4	2014	12-7
1910	10-12	1931	6-16	1952	16-6	1973	7-5	1994	9-3	2015	11-8
1911	10-12	1932	8-14	1953	15-7	1974	8-4	1995	8-5	2016	9-10
1912	11-11	1933	7-15	1954	15-7	1975	6-6	1996	5-8	2017	13-6
1913	8-13	1934	7-15	1955	14-8	1976	8-4	1997	8-4	2018	5-14
1914	8-14	1935	8-13	1956	17-5	1977	3-9	1998	5-7	2019	7-12
1915	12-10	1936	8-14	1957	14-8	1978	4-7	1999	7-6	2020	7-3
1916	13-9	1937	1-21	1958	10-12	1979	8-4	2000	7-6		
1917	12-10	1938	10-12	1959	9-13	1980	6-6	2001	9-8		
1918	4-12	1939	16-6	1960	6-16	1981	4-2	2002	11-7		
1919	14-6	1940	16-6	1961	11-11	1982	4-8	2003	5-11		
1920	12-10	1941	12-10	1962	13-5	1983	6-6	2004	9-10		



2020: 30-28
2ND, NL CENTRAL
 Lost to SD in NLWCS, 2-1

Sweep Information

Last Sweep by Reds

	at Cin	at StL
2-Game:	5/1-2/06	6/26-27/01
3-Game:	7/13-15/12	6/5-7/06
4-Game:	6/5-8/17	5/4-7/90
DH:	9/22/96	7/20/70

Last Sweep by Cardinals

	at Cin	at StL
2-Game:	7/5-6/82	6/28-29/05
3-Game:	9/19-21/17	4/20-22/18
4-Game:	4/12-15/18	8/13-16/01
DH:	6/28/59	9/7/64

Series Highs

Runs Scored by Cin (Game)

19 (7/1/1956, 19-15 at StL)

Runs Scored by StL (Game)

18 (6/10/1944, 18-0 at Cin)

Longest Game

18 Inn. (7/1/1934/g1 at Cin)

Win Streak by Cin (Single Season)

8g (2x, Last: 5/4-7/26, 1970)

Win Streak by StL (Single Season)

13g (7/4-9/7, 1930)

REGULAR SEASON RECORD VS CARDINALS *

Record Since 1900: 1,016-1,171
 At League Park II / Palace of the Fans /
 Crosley Field: 384-360
 At Riverfront / Cinergy Field: 107-86
 At Great American Ball Park: 74-76
 At Estadio de Béisbol Monterrey: 1-1
 At Robison Field / Sportsman Park /
 Busch Stadium: 286-428
 At Busch Stadium II: 119-139
 At Busch Stadium III: 45-81
 In 2020: 4-6
 At Great American Ball Park: 1-2
 At Busch Stadium III: 3-4
 * 1,091 - 1,197 since 1892



MANAGER

Mike Shildt
 4th season at StL (162-127)
 4th in MLB (162-127)

2021 SCHEDULE

Thu, 4/1 at Cin 4:10
 Fri, 4/2 at Cin off day
 Sat, 4/3 at Cin 2:10
 Sun, 4/4 at Cin 1:10
 Fri, 4/23 at StL 8:15
 Sat, 4/24 at StL 2:15
 Sun, 4/25 at StL 2:15
 Thu, 6/3 at StL 8:15
 Fri, 6/4 at StL 8:15
 Sat, 6/6 at StL 2:15
 Sun, 6/7 at StL 2:15
 Fri, 7/23 at Cin 7:10
 Sat, 7/24 at Cin 7:10
 Sun, 7/25 at Cin 1:10
 Mon, 8/30 at Cin 6:40
 Tue, 8/31 at Cin 6:40
 Wed, 9/1 at Cin 6:40
 Fri, 9/10 at StL 8:15
 Sat, 9/11 at StL 7:15
 Sun, 9/12 at StL 2:15

All times eastern

2020 SCHEDULE & RESULTS

8/20 at StL ... L, 4-5 Elledge / Iglesias
 8/21 at StL ... W, 4-2 Lorenzen / Cabrera / Iglesias
 8/22 at StL ... L, 0-3 Kim / Miley / Gallegos
 8/23 at StL ... L, 2-6 Cabrera / Mahle
 8/31 at Cin ... L, 5-7 .. Hudson / DeSclafani / Gallegos
 9/1 at Cin ... L, 2-16 Kim / Gray
 9/2 at Cin ... W, 4-3 Iglesias / Gallegos
 9/11 at StL ... W, 3-1 **CASTILLO** / Wainwright
 9/12 at StL ... L, 1-7 Hudson / Antone
 9/13 at StL ... W, 10-5 Bradley / Gant Iglesias
 Complete games in **BOLD CAPS**

REDS VS CARDINALS SINCE 1900

1900 12-8	1921 12-10	1942 7-15	1963 11-7	1984 4-8	2005 5-11
1901 9-11	1922 8-14	1943 10-12	1964 10-8	1985 5-7	2006 9-6
1902 13-7	1923 10-12	1944 8-14	1965 10-8	1986 7-5	2007 6-9
1903 12-7	1924 13-9	1945 9-13	1966 11-7	1987 4-8	2008 5-10
1904 14-8	1925 12-10	1946 8-14	1967 5-13	1988 6-6	2009 8-8
1905 10-12	1926 14-8	1947 8-14	1968 7-11	1989 8-4	2010 6-12
1906 12-9	1927 8-14	1948 10-12	1969 8-4	1990 9-3	2011 9-6
1907 14-8	1928 12-10	1949 5-17	1970 9-3	1991 4-8	2012 7-8
1908 11-11	1929 3-19	1950 7-15	1971 8-4	1992 7-5	2013 8-11
1909 12-10	1930 3-19	1951 8-14	1972 10-2	1993 5-7	2014 7-12
1910 12-10	1931 2-20	1952 10-12	1973 6-6	1994 2-2	2015 7-12
1911 6-16	1932 6-16	1953 7-15	1974 6-6	1995 8-5	2016 9-10
1912 13-9	1933 7-15	1954 8-14	1975 8-4	1996 5-8	2017 9-10
1913 10-12	1934 6-16	1955 11-11	1976 6-6	1997 6-6	2018 7-12
1914 10-12	1935 8-14	1956 13-9	1977 5-7	1998 8-3	2019 7-12
1915 14-8	1936 10-12	1957 9-13	1978 8-4	1999 8-4	2020 4-6
1916 8-14	1937 7-15	1958 12-10	1979 8-4	2000 7-6	
1917 9-13	1938 13-9	1959 11-11	1980 5-7	2001 7-10	
1918 13-8	1939 11-11	1960 8-14	1981 0-5	2002 8-11	
1919 14-6	1940 12-10	1961 14-8	1982 5-7	2003 9-7	
1920 13-9	1941 10-12	1962 8-10	1983 6-6	2004 5-14	


2020: 37-23
2ND, NL WEST

 Beat STL in NLWCS, 2-1
 Lost to LAD in NLDS, 3-0

Sweep Information
Last Sweep by Reds

at Cin at SD

2-Game: 4/17-18/90 9/30-10/1/87

3-Game: 8/9-11/02 7/29-31/05

4-Game: 5/10-13/93 #9/21-23/90

DH: 8/4/80 9/22/90

Last Sweep by Padres

at Cin at SD

2-Game: 7/24-25/95 10/2-3/85

3-Game: 5/4-6/01 6/12-14/17

4-Game: None None

DH: 6/7/85 7/25/90

Includes doubleheader

Series Highs
Runs Scored by Cin (Game)

15 (2x, Last: 8/4/2002, 15-10 at SD)

Runs Scored by SD (Game)

15 (4x, Last: 8/14/1987, 15-8 at SD)

Longest Game

18 Inn. (5/25/2008 at SD)

Win Streak by Cin (Single Season)

10g (6/8-9/25, 1980)

Win Streak by SD (Single Season)

9g (4/7-7/19, 1998)

REGULAR SEASON RECORD VS PADRES

 All-Time Since 1969: 342-290
 At Crosley Field: 7-4
 At Riverfront / Cinergy Field: 147-100
 At Great American Ball Park: 27-29
 At San Diego/Jack Murphy/
 Qualcomm Stadium: 139-128
 At Petco Park: 22-29
 Last Meeting, In 2019: 5-2
 At Great American Ball Park: 2-1
 At Petco Park: 3-1

MANAGER

 Jayce Tingler
 2nd season at SD (37-23)
 2nd in MLB (37-23)

2021 SCHEDULE

 Thu, 6/17 at SD 10:10
 Fri, 6/18 at SD 10:10
 Sat, 6/19 at SD 7:15
 Sun, 6/20 at SD 4:10
 Tue, 6/29 at Cin 7:10
 Wed, 6/30 at Cin 7:10
 Thu, 7/1 at Cin 7:10
 All times eastern

2019 RESULTS

 4/18 at SD ... W, 4-1 Roark / Paddack / Iglesias
 4/19 at SD W, 3-2 (11) ... Hughes/Stammen/Lorenzen
 4/20 at SD ... W, 4-2 Castillo / Lauer / Iglesias
 4/21 at SD ... L, 3-4 Lucchesi / Mahle / Yates
 8/19 at Cin .. L, 2-3 Perdomo / Bauer / Yates
 8/20 at Cin .. W, 3-2 Gray / Quantrill / Iglesias
 8/21 at Cin .. W, 4-2 Castillo / Yardley / Iglesias

2018 RESULTS

 6/1 at SD W, 7-2Mahle / Lockett / Lorenzen
 6/2 at SD L, 2-8 Lauer / Harvey
 6/3 at SD L, 3-6Ross / Castillo / Yates
 9/6 at Cin L, 2-6JCastillo / LCastillo
 9/7 at Cin W, 12-6 Lorenzen / Strahm
 9/8 at Cin W, 7-2 (7) Harvey / Erlin
 9/9 at Cin L, 6-7 Stammen / Iglesias / Yates
 Complete games in **BOLD CAPS**
REDS VS PADRES SINCE 1969

1969 11-7	1978 9-9	1987 12-6	1996 9-3	2005 4-2	2014 1-5
1970 8-10	1979 10-7	1988 10-8	1997 5-6	2006 2-4	2015 2-4
1971 10-8	1980 15-3	1989 9-9	1998 1-11	2007 2-4	2016 3-4
1972 8-10	1981 10-2	1990 9-9	1999 6-3	2008 4-3	2017 3-4
1973 13-5	1982 6-12	1991 8-10	2000 4-5	2009 1-6	2018 3-4
1974 12-6	1983 9-9	1992 11-7	2001 2-4	2010 2-4	2019 5-2
1975 11-7	1984 7-11	1993 9-4	2002 5-1	2011 4-2	2020 ... COVID
1976 13-5	1985 9-9	1994 8-2	2003 3-3	2012 6-2	
1977 11-7	1986 9-9	1995 3-6	2004 2-4	2013 3-3	



2020: 29-31
3RD, NL WEST

Sweep Information

Last Sweep by Reds

	at Cin	at SF
2-Game:	9/21-22/88	8/1-2/74
3-Game:	8/17-19/18	4/24-26/01
4-Game:	4/18-21/85	*6/26-29/14
DH:	4/29/84	4/15/73

Last Sweep by Giants

	at Cin	at SF
2-Game:	5/13-14/97	9/18-19/91
3-Game:	4/5-7/99	5/3-5/02
4-Game:	5/12-15/83	7/26-29/90
DH:	7/12/80	8/9/87

* First 4-game sweep by opponent at AT&T

Series Highs

Runs Scored by Cin (Game)

17 (3x, Last: 8/3/1994, 17-4 at SF)

Runs Scored by SF (Game)

25 (6/9/1901, 25-13 at Cin)

Longest Game

21 Inn. (9/1/1967 at Cin)

Win Streak by Cin (Single Season)

9g (2x, Last: 7/30-9/12, 1975)

Win Streak by SF (Single Season)

15g (2x, Last: 5/20-8/3, 1912)

REGULAR SEASON RECORD VS GIANTS *

Record Since 1900:	953-1,148
At League Park II / Palace of the Fans /	
Crosley Field:	355-397
At Riverfront / Cinergy Field:	139-103
At Great American Ball Park:	32-23
At Polo Grounds IV / Hilltop Park /	
Polo Grounds V:	231-396
At Seals Stadium:	9-13
At Candlestick / 3-Com Park:	152-180
At Pacific Bell / SBC / AT&T / Oracle:	35-36
Last Meeting, In 2019:	4-3
At Great American Ball Park:	2-2
At Oracle Park:	2-1

* 1,023 - 1,218 since 1890



MANAGER

Gabe Kapler
 2nd season at SF (29-31)
 4th in MLB (190-194)

2021 SCHEDULE

Mon, 4/12 at SF	9:45
Tue, 4/13 at SF	9:45
Wed, 4/14 at SF	3:45
Mon, 5/17 at Cin	6:40
Tue, 5/18 at Cin	6:40
Wed, 5/19 at Cin	6:40
Thu, 5/20 at Cin	12:35

All times eastern

2019 RESULTS

5/3 at Cin	L, 11-12 (11) ...	Moronta / Hughes / Smith
5/4 at Cin	W, 9-2	Roark / Rodriguez
5/5 at Cin	L, 5-6	Watson / Iglesias / Smith
5/6 at Cin	W, 12-4	DeSclafani / Pomeranz
5/10 at SF	W, 7-0	Castillo / Rodriguez
5/11 at SF	W, 5-4	Garrett / Moronta / Iglesias
5/12 at SF	L, 5-6	Watson / Hernandez / Smith

2018 RESULTS

5/14 at SF	L, 7-10	Stratton / Romano
5/15 at SF	L, 3-5	Johnson / Mahle / Strickland
5/16 at SF	W, 6-3	Hughes / Suárez / Iglesias
8/17 at Cin	W, 2-1 (11)	Hernandez / Black
8/18 at Cin	W, 7-1	Harvey / Bumgarner
8/19 at Cin	W, 11-4	Castillo / Suárez

Complete games in BOLD CAPS

REDS VS GIANTS SINCE 1900

1900	7-13	1921	8-14	1942	9-13	1963	8-10	1984	12-6	2005	3-5
1901	8-12	1922	10-12	1943	16-6	1964	7-11	1985	12-6	2006	2-5
1902	14-6	1923	12-10	1944	15-7	1965	6-12	1986	9-9	2007	4-3
1903	12-8	1924	9-13	1945	6-16	1966	7-10	1987	7-11	2008	5-1
1904	10-12	1925	9-13	1946	14-8	1967	8-10	1988	11-7	2009	3-3
1905	5-16	1926	7-15	1947	13-9	1968	8-10	1989	8-10	2010	3-4
1906	5-16	1927	7-15	1948	10-12	1969	10-8	1990	7-11	2011	5-2
1907	9-13	1928	8-14	1949	7-15	1970	9-9	1991	10-8	2012	4-3
1908	8-14	1929	10-12	1950	11-11	1971	9-9	1992	10-8	2013	6-1
1909	9-13	1930	7-15	1951	5-17	1972	10-5	1993	2-11	2014	5-2
1910	8-14	1931	7-15	1952	6-16	1973	10-8	1994	7-2	2015	2-5
1911	8-14	1932	7-15	1953	9-13	1974	11-7	1995	3-3	2016	3-3
1912	6-16	1933	4-17	1954	7-15	1975	13-5	1996	9-4	2017	4-3
1913	5-17	1934	6-16	1955	9-13	1976	9-9	1997	4-7	2018	4-2
1914	9-13	1935	8-14	1956	14-8	1977	10-8	1998	2-7	2019	4-3
1915	9-13	1936	9-13	1957	12-10	1978	12-6	1999	4-5	2020 ...	COVID
1916	5-16	1937	8-14	1958	11-11	1979	6-12	2000	3-6		
1917	11-11	1938	12-9	1959	8-14	1980	7-11	2001	4-2		
1918	12-7	1939	11-11	1960	11-11	1981	9-5	2002	2-4		
1919	12-8	1940	15-7	1961	12-10	1982	6-12	2003	3-3		
1920	6-16	1941	15-7	1962	7-11	1983	10-8	2004	3-3		

OPPONENTS



2020: 26-34
T4TH, NL EAST

Sweep Information

Last Sweep by Reds

	at Cin	at Wsh
2-Game:	8/28-29/91	7/6-7/15
3-Game:	5/29-31/15	4/24-26/06
4-Game:	7/3-6/08	None
DH:	6/12/77	6/28/71

Last Sweep by Nationals

	at Cin	at Wsh
2-Game:	4/29-30/86	4/24-25/96
3-Game:	3/30-4/1/18	8/12-14/19
4-Game:	7/14-17/17	7/20-23/89
DH:	None	*4/19/03

* Day-night doubleheader

Series Highs

Runs Scored by Cin (Game)

19 (5/1/1989, 19-6 at Mtl)

Runs Scored by Wsh (Game)

19 (5/7/1978 g1, 19-5 at Cin)

Longest Game

Vs Expos, 16 Inn. (5/2/1976 at Cin)
Vs Nationals, 15 Inn. (5/19/14 at Wsh)

Win Streak by Cin (Single Season)

7g (5/6-8/24, 1998)

Win Streak by Wsh (Single Season)

6g (2x, Last: 5/22-8/2, 2007)

REGULAR SEASON RECORD VS NATIONALS *

All-Time Since 1969:	254-232
Vs Expos:	209-178
Vs Nationals:	45-54
At Crosley Field:	10-0
At Riverfront / Cinergy Field:	97-81
At Great American Ball Park:	29-27
At Jarry Park:	28-20
At Olympic Stadium:	70-72
At Hiram Bithorn Stadium:	1-2
At RFK Stadium:	5-4
At Nationals Park:	14-26
Last Meeting, In 2019:	1-5
At Great American Ball Park:	1-2
At Nationals Park:	0-3

* 1969-2004 (Montreal Expos), 2005-present (Nationals)



MANAGER

Dave Martinez
4th season at Wsh (201-183)
4th in MLB (201-183)

2021 SCHEDULE

Tue, 5/25 at Wsh	7:05
Wed, 5/26 at Wsh	7:05
Thu, 5/27 at Wsh	7:05
Thu, 9/23 at Cin	6:40
Fri, 9/24 at Cin	7:10
Sat, 9/25 at Cin	7:10
Sun, 9/26 at Cin	1:10

All times eastern

2019 RESULTS

5/31 at Cin	W, 9-3	Mahle / Corbin
6/1 at Cin	L, 2-5	Rainey / Roark / Doolittle
6/2 at Cin	L, 1-4	Scherzer / Gray / Doolittle
8/12 at Wsh	L, 6-7	Fedde / DeSclafani / Doolittle
8/13 at Wsh	L, 1-3	Ross / Wood / Hudson
8/14 at Wsh	L, 7-17	Strasburg / Bauer / Guerra

2018 RESULTS

3/29 at Cin	Postponed by rain (played on 3/30)	
3/30 at Cin	L, 0-2	Scherzer / Bailey / Doolittle
3/31 at Cin	L, 7-13	Strasburg / Castillo
4/1 at Cin	L, 5-6	Gonzalez / Romano / Doolittle
8/2 at Wsh	L, 4-10	Scherzer / Mahle
8/3 at Wsh	Postponed by rain (played 8/4)	
8/4 at Wsh	W, 7-1	DeSclafani / Gonzalez
8/4 at Wsh	L, 2-6	Hellickson / Harvey
8/5 at Wsh	L, 1-2	Roark / Castillo / Herrera

Complete games in **BOLD CAPS**

REDS VS NATIONALS SINCE 1969

1969	8-4	1978	8-4	1987	6-6	1996	3-9	2005	5-1	2014	3-3
1970	7-5	1979	6-6	1988	5-7	1997	6-5	2006	5-1	2015	5-1
1971	7-5	1980	3-9	1989	4-8	1998	8-1	2007	1-6	2016	3-4
1972	8-4	1981	5-4	1990	9-3	1999	4-3	2008	4-3	2017	1-6
1973	8-4	1982	4-8	1991	6-6	2000	6-3	2009	3-4	2018	1-6
1974	6-6	1983	4-8	1992	5-7	2001	4-2	2010	4-3	2019	1-5
1975	8-4	1984	7-5	1993	4-8	2002	1-5	2011	4-2	2020 ...	COVID
1976	9-3	1985	8-4	1994	4-2	2003	2-4	2012	2-5		
1977	7-5	1986	7-5	1995	8-4	2004	4-2	2013	3-4		

REDS vs AMERICAN LEAGUE OPPONENTS, ALL-TIME RESULTS

REDS VS AMERICAN LEAGUE

Totals	Bal	Bos	LAA	Chi	Cle	Det	Hou	KC	Mil	Min	NYN	Oak	Sea	TB	Tex	Tor	
1997	9-6				1-2	2-1		2-1	3-0	1-2							
1998	7-6				1-1	1-2	3-0	0-2		2-1							
1999	7-8				2-4	1-2		3-0		1-2							
2000	7-8				0-3	3-3	1-2			3-0							
2001	4-11				0-3	3-3	1-2			0-3							
2002	2-10			1-2								0-3	0-3		1-2		
2003	7-5					1-2					2-1			3-0		1-2	
2004	5-7					2-4						0-3			3-0		
2005	7-8	2-1	0-3			2-4								3-0			
2006	6-9				0-3	3-3	1-2	2-1									
2007	7-11			1-2		3-3						1-2	1-2		1-2		
2008	9-6			1-2		5-1					2-1					1-2	
2009	6-9				1-2	4-2		0-3								1-2	
2010	8-7					4-2		1-2				3-0	0-3				
2011	6-12	1-2				1-5					1-2			2-1		1-2	
2012	7-8					3-3	1-2				1-2	2-1					
2013	11-9			2-1		2-2		3-0				2-2	1-2		1-2		
2014	6-14	0-3	0-4			3-1					0-3			1-2		2-1	
2015	7-13				1-2	1-5	3-1	0-4		2-1							
2016	5-15			0-3		0-4		1-2				2-1	0-3		2-2		
2017	5-15	1-2	0-3			2-2					1-3			1-2		0-3	
2018	10-10				2-1	2-4	2-2	2-2		2-1							
2019	9-11			2-2		1-3		3-0				1-2	1-2		1-2		
2020	10-10				2-1	1-3	3-3	2-2		2-1							
Totals	167-228	4-8	1-12	6-10	8-18	51-66	16-16	7-2	12-17	3-0	14-13	8-11	9-13	3-15	10-5	9-10	6-12



2020: 35-25

T2ND, AL CENTRAL

Lost to NYY in ALWCS, 2-0

REDS VS INDIANS SINCE 1997

1997	2-1	2010	4-2
1998	1-2	2011	1-5
1999	2-4	2012	3-3
2000	3-3	2013	2-2
2001	3-3	2014	3-1
2003	1-2	2015	1-5
2004	2-4	2016	0-4
2005	2-4	2017	2-2
2006	3-3	2018	2-4
2007	3-3	2019	1-3
2008	5-1	2020	1-3
2009	4-2		

2021 SCHEDULE

Fri, 4/16 at Cin	7:10
Sat, 4/17 at Cin	4:10
Sun, 4/18 at Cin	1:10
Fri, 5/7 at Cle	7:10
Sat, 5/8 at Cle	6:10
Sun, 5/9 at Cle	1:10

REGULAR SEASON RECORD VS INDIANS

All-Time Since 1997:	51-66
At Riverfront / Cinergy Field:	4-8
At Great American Ball Park:	24-21
At Progressive Field:	23-37
In 2020:	1-3
At Great American Ball Park:	1-1
At Progressive Field:	0-2

2020 RESULTS

8/3 at Cin	W, 3-2	Gray / Plesac / Iglesias
8/4 at Cin	L, 2-4	Bieber / Jones / Hand
8/5 at Cle	L, 0-2	Clevinger / Antone / Hand
8/6 at Cle	L, 0-13	Carrasco / Castillo



MANAGER

Terry Francona
9th season at Cle (673-519)
21st in MLB (1,702-1,434)

Sweep Information

Last Sweep by Reds

	at Cin	at Cle
2-Game:	8/6-7/14	None
3-Game:	6/12-14/12	None

Last Sweep by Indians

	at Cin	at Cle
2-Game:	7/6-7/19	8/5-6/20
3-Game:	8/13-15/18	5/22-24/15

Series Highs

Runs Scored by Cin (Game)

14 (7/8/2000, 14-5 at Cin)

Runs Scored by Cle (Game)

19 (7/11/18, 19-4 at Cle)

Longest Game

13 Inn. (2x, Last: 7/14/2001 at Cin)

Win Streak by Cin

4g (3x, Last: 7/3/2011 - 6/14/2012)

Win Streak by Cle

6g (7/18/2015 - 5/19/2016)



2020: 25-35
4TH, AL EAST

REDS VS ORIOLES

2005 at Cin	2-1
2011 at Bal	1-2
2014 at Bal	0-3
2017 at Cin	1-2

REGULAR SEASON RECORD VS ORIOLES

All-Time Since 2005:	4-8
At Great American Ball Park:	3-3
At Oriole Park at Camden Yards, 2011:	1-5

2017 RESULTS

4/18 at Cin	W, 9-3	Arroyo / Gausman
4/19 at Cin	L, 0-2	Jiménez / Garrett / Brach
4/20 at Cin	L, 1-2 (10)	O'Day / Wood / Brach

2014 RESULTS

9/2 at Bal	L, 4-5	Norris / Latos / Britton
9/3 at Bal	L, 0-6	GONZALEZ / Axelrod
9/4 at Bal	L, 7-9	Hunter / Parra / Britton



MANAGER

Brandon Hyde
3rd season at Bal (79-144)
3rd in MLB (79-144)

Sweep Information

Last Sweep by Reds

	at Cin	at Bal
2-Game:	None	None
3-Game:	None	None
4-Game:	None	None
DH:	None	None

Last Sweep by Orioles

	at Cin	at Bal
2-Game:	None	None
3-Game:	None	9/2-4/14
4-Game:	None	None
DH:	None	None

Series Highs

Runs Scored by Cin (Game)

10 (3x, Last: 6/25/2011, 10-5 at Bal)

Runs Scored by Bal (Game)

9 (9/4/2014, 7-9 at Bal)

Longest Game

12 Inn. (6/24/2011 at Bal)

Win Streak by Cin

2g (6/11-6/12, 2005)

Win Streak by Bal

4g (6/26/2011 - 9/4/2014)



2020: 24-36
5TH, AL EAST

REDS VS RED SOX

2005 at Bos	0-3
2008 at Cin	1-2
2014 at Bos, at Cin	0-4
2017 at Cin	0-3

REGULAR SEASON RECORD VS RED SOX

All-Time Since 2005:	1-12
At Great American Ball Park:	1-7
At Fenway Park:	0-5

2017 RESULTS

9/22 at Cin	L, 4-5	Price / Romano / Kimbrel
9/23 at Cin	L, 0-5	Rodriguez / Stephenson
9/24 at Cin	L, 4-5	Scott / Iglesias / Kimbrel

2014 RESULTS

5/6 at Bos	L, 3-4 (12)	Breslow / Ondrusek
5/7 at Bos	L, 3-4	Breslow / Hoover / Uehara
8/12 at Cin	L, 2-3	Layne / Broxton / Uehara
8/13 at Cin	L, 4-5	Ranaudo / Leake / Mujica



MANAGER

Alex Cora
3rd season at Bos (192-132)
3rd in MLB (192-132)

Sweep Information

Last Sweep by Reds

	at Cin	at Bos
2-Game:	None	None
3-Game:	None	None
4-Game:	None	None
DH:	None	None

Last Sweep by Red Sox

	at Cin	at Bos
2-Game:	8/12-13/14	5/6-7/14
3-Game:	9/22-24/17	6/13-15/05
4-Game:	None	None
DH:	None	None

Series Highs

Runs Scored by Cin (Game)

4 (5x, Last: 9/24/17, 4-5 at Cin)

Runs Scored by Bos (Game)

10 (6/13/2005, 10-3 at Bos)

Longest Game

12 Inn. (5/6/214 at Bos)

Win Streak by Cin

1g (6/13/2008)

Win Streak by Bos

9g (6/14/08 - current)



2020: 35-25

T2nd, AL CENTRAL
Lost to Oak in ALWCS, 2-1

REDS VS WHITE SOX

1997 at Cin	1-2
1998 at WSox	1-1
2000 at Cin	0-3
2001 at WSox	0-3
2006 at Cin	0-3
2009 at Cin	1-2
2015 at WSox	1-2
2018 at Cin	2-1
2020 at Cin	2-1

2021 SCHEDULE

Tue, 5/4 at Cin	6:40
Wed, 5/5 at Cin	6:40
Tue, 9/28 at Chi	8:10
Wed, 9/29 at Chi	8:10

All times eastern



2020: 23-35
5TH, AL CENTRAL

REDS VS TIGERS

1998 at Det	3-0
1999 at Cin	1-2
2000 at Det	1-2
2001 at Cin	1-2
2006 at Det	1-2
2012 at Cin	1-2
2015 at Det	1-1
2015 at Cin	2-0
2018 at Det	2-0
2018 at Det	0-2
2020 at Det	1-2
2020 at Cin	2-1

2021 SCHEDULE

Fri, 9/3 at Cin	7:10
Sat, 9/4 at Cin	7:10
Sun, 9/5 at Cin	1:10

All times eastern

REGULAR SEASON RECORD VS WHITE SOX

All-Time Since 1997:	8-18
At Cinergy Field:	1-5
At Great American Ball Park:	5-7
At Comiskey II / Guaranteed Rate Field:	2-6

2020 RESULTS

9/18 at Cin	W, 7-1	Mahle / Stiever
9/19 at Cin	L, 0-5	Foster / Bauer
9/20 at Cin	W, 7-3	Sims / Cease

2015 RESULTS

5/9/g1 at Chi	W, 10-4	Cueto / Carroll
5/9/g2 at Chi	L, 2-8	Rodon / Marquis
5/10 at Chi	L, 3-4	Robertson / Chapman



MANAGER

Tony La Russa
9th season at CWS (522-510)
35th in MLB (2,728-2,365)

Sweep Information

Last Sweep by Reds

	<u>at Cin</u>	<u>at Chi</u>
2-Game:	None	None
3-Game:	None	None
4-Game:	None	None
DH:	None	None

Last Sweep by White Sox

	<u>at Cin</u>	<u>at Chi</u>
2-Game:	None	None
3-Game:	6/16-18/06	6/12-14/01
4-Game:	None	None
DH:	None	None

Series Highs

Runs Scored by Cin (Game)

12 (6/6/2000, 12-17 at Cin)

Runs Scored by Chi (Game)

17 (6/6/2000, 17-12 at Cin)

Longest Game

12 Inn. (7/3/2018)

Win Streak by Cin (Single Season)

1g (6x, Last: 7/4/2018)

Win Streak by Chi (Single Season)

3g (3x, Last: 6/16-6/18, 2006)

REGULAR SEASON RECORD VS TIGERS

All-Time Since 1998:	16-16
At Cinergy Field:	2-4
At Great American Ball Park:	6-4
At Tiger Stadium:	3-0
At Comerica Park:	5-8

2020 RESULTS

7/24 at Cin ...	W, 7-1	Gray / Boyd
7/25 at Cin ...	L, 4-6	Farmer / Iglesias / Jiménez
7/26 at Cin ...	L, 2-3	Cisnero / Lorenzen / Jiménez
7/31 at Det ...	L, 2-7	Turnbull / Castillo
8/1 at Det		Postponed, DH on 8/2
8/2 at Det	W, 4-3	Iglesias / Jiménez
8/2 at Det	W, 4-0	BAUER / Norris



MANAGER

A.J. Hinch
1st season at Det (0-0)
8th in MLB (570-452)

Sweep Information

Last Sweep by Reds

	<u>at Cin</u>	<u>at Det</u>
2-Game:	6/19-20/18	None
3-Game:	None	6/26-28/98
4-Game:	None	None
DH:	None	8/2/20

Last Sweep by Tigers

	<u>at Cin</u>	<u>at Det</u>
2-Game:	None	7/31-8/1/18
3-Game:	None	None
4-Game:	None	None

Series Highs

Runs Scored by Cin (Game)

9 (2x, Last: 5/19/2006, 9-4 at Det)

Runs Scored by Det (Game)

9 (7/18/1999, 9-8 at Cin)

Longest Game

13 Inn. (6/27/1998 at Det)

Win Streak by Cin (Single Season)

3g (6/26-6/28, 1998)

Win Streak by Det (Single Season)

2g (5x, Last: 7/31-8/1, 2018)


2020: 29-31
2ND, AL WEST

Beat Min in ALWCS, 2-0

Beat Oak in ALDS, 3-1

Lost to TB in ALCS, 4-3

REDS VS ASTROS

1962.....13-5	1980.....8-10	1998.....3-8
1963.....11-7	1981.....8-4	1999.....9-4
1964.....12-6	1982.....7-11	2000.....7-5
1965.....12-6	1983.....5-13	2001.....6-11
1966.....4-14	1984.....8-10	2002.....6-11
1967.....15-3	1985.....11-7	2003.....5-12
1968.....9-9	1986.....4-14	2004.....6-11
1969.....9-9	1987.....13-5	2005.....4-12
1970.....15-3	1988.....9-9	2006.....10-5
1971.....5-13	1989.....8-10	2007.....4-11
1972.....11-6	1990.....11-7	2008.....3-12
1973.....11-7	1991.....9-9	2009.....12-4
1974.....14-4	1992.....10-8	2010.....10-5
1975.....13-5	1993.....6-7	2011.....9-6
1976.....12-6	1994.....4-6	2012.....10-5
1977.....5-13	1995.....12-1	2013.....3-0
1978.....11-7	1996.....7-6	2016.....1-2
1979.....8-10	1997.....5-7	2019.....3-0


2020: 26-34
4TH, AL CENTRAL
REDS VS ROYALS

1997 at Cin	2-1
1998 at Cin	0-2
1999 at KC	3-0
2006 at Cin	2-1
2009 at KC	0-3
2010 at Cin	1-2
2015 at KC	0-2
2015 at Cin	0-2
2018 at KC	2-0
2018 at Cin	0-2
2020 at Cin	1-1
2020 at KC	1-1

2021 SCHEDULE


Mon, 7/5 at KC	8:10
Tue, 7/6 at KC	8:10
Wed, 7/7 at KC	2:10
All times eastern	

REGULAR SEASON RECORD VS ASTROS

All-Time Since 1962:	446-401-1
National League (1962-2012)	439-399-1
American League (2013-2019)	7-2
At Crosley Field:	48-26
At Riverfront / Cinergy Field:	152-117
At Great American Ball Park:	38-40-1
At Colt Stadium:	16-11
At Astrodome:	140-149
At Enron / Minute Maid Park:	52-58

2019 RESULTS

6/17 at Cin .. W, 3-2	Castillo / Miley / Lorenzen
6/18 at Cin W, 4-3 ...	DeSclafani/Verlander/Lorenzen
6/19 at Cin ... W, 3-2	Bowman / Osuna


MANAGER

 Dusty Baker
 2nd season at Hou (29-31)
 7th in MLB (1,892-1,667)

Sweep Information
Last Sweep by Reds

	at Cin	at Hou
2-Game:	9/22/92	9/14-15/81
3-Game:	6/17-19/19	9/16-18/13
4-Game:	5/21-24/04	6/24-27/99
DH:	4/14/96	None

Last Sweep by Astros

	at Cin	at Hou
2-Game:	4/23-24/08	9/7-8/98
3-Game:	9/25-27/07	8/30-9/1/05
4-Game:	8/7-10/08	7/7-10/03
DH:	7/14/68	7/2/66

Series Highs
Runs Scored by Cin (Game)

18 (8/3/1989, 18-2 at Cin)

Runs Scored by Hou (Game)

13 (8x, Last: 8/10/2008, 13-4 at Cin)

Longest Game

16 Inn. (4/8/1988 at Cin)

Win Streak by Cin (Single Season)

11g (5/22-9/4, 1995)

Win Streak by Hou (Single Season)

10g (4/9-7/20, 2003)

REGULAR SEASON RECORD VS ROYALS

All-Time Since 1997:	12-17
At Cinergy Field:	2-3
At Great American Ball Park:	4-8
At Kauffman Stadium:	6-6

2020 RESULTS

8/11 at Cin ... W, 6-5 (10)	Sims / Staumont
8/12 at Cin ... L, 4-5	Keller / Miley / Rosenthal
8/18 at KC	Postponed by positive COVID-19 test
8/19 at KC L, 0-4	Keller / Castillo / Rosenthal
8/19 at KC W, 5-0	BAUER / Harvey


MANAGER

 Mike Matheny
 2nd season at KC (26-34)
 9th in MLB (617-508)

Sweep Information
Last Sweep by Reds

	at Cin	at KC
2-Game:	None	6/12-13/18
3-Game:	None	6/5-6/99
DH:	None	6/5/99

Last Sweep by Royals

	at Cin	at KC
2-Game:	9/25-26/18	5/19-20/15
3-Game:	None	6/12-14/09
DH:	None	None

Series Highs
Runs Scored by Cin (Game)

14 (6/6/1999, 14-3 at KC)

Runs Scored by KC (Game)

9 (6/27/2006, 9-8 at Cin)

Longest Game

11 Inn. (6/11/2010 at Cin)

Win Streak by Cin (Single Season)

3g (6/5-6/6, 1999)

Win Streak by KC (Single Season)

4g (5/19-8/19, 2015)



2020: 26-34
4TH, AL WEST

REDS VS ANGELS

2002 at LAA	1-2
2007 at Cin	1-2
2013 at Cin	2-1
2016 at LAA	0-3
2019 at Cin	2-0
2019 at LAA	0-2

REGULAR SEASON RECORD VS ANGELS

All-Time Since 2002:	6-10
At Great American Ball Park:	5-3
At Angel Stadium of Anaheim:	1-7

2019 RESULTS

6/25 at LAA	L, 1-5	Heaney / Mahle
6/26 at LAA	L, 1-5	Bedrosian / Iglesias
8/5 at Cin	W, 7-4	Castillo / Cole / Iglesias
8/6 at Cin	W, 8-4	DeSclafani / Suarez



MANAGER

Joe Maddon
 3rd at LAA (45-44)
 18th in MLB (1,270-1,088)

Sweep Information

Last Sweep by Reds

	<u>at Cin</u>	<u>at LAA</u>
2-Game:	8/5-6/19	None
3-Game:	None	None
4-Game:	None	None

Last Sweep by Angels

	<u>at Cin</u>	<u>at LAA</u>
2-Game:	None	6/25-26/19
3-Game:	None	8/29-31/16
4-Game:	None	None

Series Highs

Runs Scored by Cin (Game)

8 (8/6/2019, 8-4 at Cin)

Runs Scored by LAA (Game)

9 (2x Last: 8/29/2016, 9-2 at LAA)

Longest Game

13 Inn. (4/1/2013 at Cin)

Win Streak by Cin (Single Season)

2g (2x, 4/3-4/4, 2013 & 8/5-6, 2019)

Win Streak by LAA (Single Season)

3g (8/29-31, 2016)



2020: 36-24

1ST, AL CENTRAL

Lost to Hou in ALWCS, 2-0

REDS VS TWINS

1997 at Min	1-2
1998 at Cin	2-1
1999 at Min	1-2
2000 at Cin	3-0
2001 at Min	0-3
2012 at Cin	1-2
2015 at Cin	2-1
2018 at Min	2-1
2020 at Min	2-1

2021 SCHEDULE

Mon, 6/21 at Min	8:10
Tue, 6/22 at Min	1:10
Tue, 8/3 at Cin	7:10
Wed, 8/4 at Cin	12:35

All times eastern

REGULAR SEASON RECORD VS TWINS

All-Time Since 1997:	14-13
At Riverfront / Cinergy Field:	5-1
At Great American Ball Park:	3-3
At HHH Metrodome:	2-7
At Target Field:	4-2

2020 RESULTS

9/25 at Min	W, 7-2	Lorenzen / Berrios
9/26 at Min	L, 3-7	Clippard / Castillo
9/27 at Min	W, 5-3 (10)	Iglesias / Romo

2015 RESULTS

6/29 at Cin	W, 11-7	Adcock / Pelfrey
6/20 at Cin	L, 5-8	Hughes / DeSclafani / Perkins
7/1 at Cin	W, 2-1	Cueto / May / Chapman



MANAGER

Rocco Baldelli
 3rd season at Min (137-85)
 3rd in MLB (137-85)

Sweep Information

Last Sweep by Reds

	<u>at Cin</u>	<u>at Min</u>
2-Game:	None	None
3-Game:	6/2-4/00	None
4-Game:	None	None

Last Sweep by Twins

	<u>at Cin</u>	<u>at Min</u>
2-Game:	None	None
3-Game:	None	7/6-8/01
4-Game:	None	None

Series Highs

Runs Scored by Cin (Game)

15 (4/27/2018, 15-9 at Min)

Runs Scored by Min (Game)

9 (4/27/2018, 15-9 at Min)

Longest Game

10 Inn. (6/4/00 at Cin, 9/27/20 at Min)

Win Streak by Cin (Single Season)

3g (6/2-6/4, 2000)

Win Streak by Min (Single Season)

3g (7/6-7/8, 2001)


2020: 30-27
2ND, AL EAST

Beat Cle in ALWCWS, 2-0

Lost to TB in ALDS, 3-2

REDS VS YANKEES

2003 at Cin	2-1
2008 at NY (old YS)...	2-1
2011 at Cin	1-2
2012 at NY	2-1
2014 at NY	0-3
2017 at Cin	1-1
2017 at NY	0-2

REGULAR SEASON RECORD VS YANKEES

All-Time Since 2003:	8-11
At Great American Ball Park:	4-4
At Old Yankee Stadium:	2-1
At New Yankee Stadium:	2-6

2017 RESULTS

5/8 at Cin	L, 4-10	Tanaka / Davis
5/9 at Cin	W, 5-3	Adleman / Sabathia / Iglesias
7/25 at NY	L, 2-4	Montgomery/Castillo/Chapman
7/26 at NY	L, 5-9	Severino / Bailey


MANAGER

Aaron Boone

4th season at NYY (236-148)

4th in MLB (236-148)

Sweep Information
Last Sweep by Reds

	<u>at Cin</u>	<u>at NYY</u>
2-Game:	None	None
3-Game:	None	None
4-Game:	None	None
DH:	None	None

Last Sweep by Yankees

	<u>at Cin</u>	<u>at NYY</u>
2-Game:	None	7/25-26/17
3-Game:	None	7/18-20/14
4-Game:	None	None
DH:	None	None

Series Highs
Runs Scored by Cin (Game)

10 (6/22/2011/g2, 10-2 at Cin)

Runs Scored by NYY (Game)

10 (2x last 5/8/2017, 10-4 at Cin)

Longest Game

9 Inn. (many times)

Win Streak by Cin

2g (3x, Last: 5/19-5/20, 2012)

Win Streak by NYY

4g (7/18/2014 - 5/8/2017)


2020: 36-24
1ST, AL WEST

Beat WSox in ALWCWS, 2-1

Lost to Hou in ALDS, 3-1

REDS VS ATHLETICS

2002 at Cin	0-3
2004 at Oak	0-3
2007 at Oak	1-2
2010 at Oak	3-0
2013 at Oak	0-2
2013 at Cin	2-0
2016 at Cin	2-1
2019 at Oak	1-2

REGULAR SEASON RECORD VS ATHLETICS

All-Time Since 2002:	9-13
At Riverfront/Cinergy Field:	0-3
At Great American Ball Park:	4-1
At Oakland Coliseum:	5-9

2019 RESULTS

5/7 at Oak	L, 0-2	FIERS No-Hitter / Mahle
5/8 at Oak	L, 4-5 (13)	Hendriks / Stephenson
5/9 at Oak	W, 3-0	Roark / Bassitt / Iglesias

2016 RESULTS

6/10 at Cin ...	W, 2-1	Wood / Gray / Cingrani
6/11 at Cin ...	W, 2-1	..	Straily / Mengden / Ohlendorf
6/12 at Cin ...	L, 1-6	Rodriguez / Lamb


MANAGER

Bob Melvin

11th season at Oak (767-688)

18th in MLB (1,260-1,196)

Sweep Information
Last Sweep by Reds

	<u>at Cin</u>	<u>at Oak</u>
2-Game:	8/6-7/13	None
3-Game:	None	6/21-23/10
DH:	None	None

Last Sweep by Athletics

	<u>at Cin</u>	<u>at Oak</u>
2-Game:	None	6/25-26/13
3-Game:	6/21-23/02	6/7-9/04
DH:	None	None

Series Highs
Runs Scored by Cin (Game)

8 (6/9/2004, 8-17 at Oak)

Runs Scored by Oak (Game)

17 (6/9/2004, 17-8 at Oak)

Longest Game

13 Inn. (5/8/2019 at Oak)

Win Streak by Cin (Single Season)

3g (6/21-6/23, 2010)

Win Streak by Oak (Single Season)

3g (2x, Last: 6/7-6/9, 2004)



2020: 27-33
3RD, AL WEST

REDS VS MARINERS

2002 at Cin	0-3
2007 at Sea	1-2
2010 at Sea	0-3
2013 at Cin	1-2
2016 at Cin	0-3
2019 at Sea	1-2

REGULAR SEASON RECORD VS MARINERS

All-Time Since 2002: 3-15
 At Riverfront / Cinergy Field: 0-3
 At Great American Ball Park: 1-5
 At Safeco Field / T-Mobile Park: 2-7

2019 RESULTS

9/10 at Sea L, 3-4 Altavilla / Garrett / Bass
 9/11 at Sea L, 3-5 Gonzalez / Gray / Bass
 9/12 at Sea W, 11-5 Romano / Altavilla

2016 RESULTS

5/20 at Cin L, 3-8 Iwakuma / Wood
 5/21 at Cin L, 0-4 Hernandez / Lamb
 5/22 at Cin L, 4-5 Miley / Simon / Cishek



MANAGER

Scott Servais
 6th season at Sea (348-360)
 6th in MLB (348-360)

Sweep Information

Last Sweep by Reds

	<u>at Cin</u>	<u>at Sea</u>
2-Game:	None	None
3-Game:	None	None
4-Game:	None	None

Last Sweep by Mariners

	<u>at Cin</u>	<u>at Sea</u>
2-Game:	None	None
3-Game:	5/20-22/16	6/18-20/10
4-Game:	None	None

Series Highs

Runs Scored by Cin (Game)

16 (6/22/2007, 16-1 at Sea)

Runs Scored by Sea (Game)

9 (6/23/2007, 9-1 at Sea)

Longest Game

9 Inn. (many times)

Win Streak by Cin (Single Season)

1g (3x, Last: 6/10/2019)

Win Streak by Sea (Single Season)

3g (3x, Last: 5/20-22, 2016)



2020: 40-20
1ST, AL EAST

Beat Tor in ALWCS, 2-0
 Beat NYY in ALDS, 3-2
 Beat Hou in ALCS, 4-3
 Lost to LA in World Series, 4-2

REDS VS RAYS

2003 at TB	3-0
2005 at Cin	3-0
2011 at TB	2-1
2014 at Cin	1-2
2017 at TB	1-2

REGULAR SEASON RECORD VS RAYS

All-Time Since 2003: 10-5
 At Great American Ball Park: 4-2
 At Tropicana Field: 6-3

2017 RESULTS

6/19 at TB W, 7-3 Lorenzen / Alvarado
 6/20 at TB L, 5-6 Cobb / Garrett / Colome
 6/21 at TB L, 3-8 Ramirez / Adleman / Whitley

2014 RESULTS

4/11 at Cin L, 1-2 Price / Cueto / Balfour
 4/12 at Cin L, 0-1 Cobb / Simon / Balfour
 4/13 at Cin W, 12-4 Cingrani / Ramos



MANAGER

Kevin Cash
 7th season at TB (454-416)
 7th in MLB (454-416)

Sweep Information

Last Sweep by Reds

	<u>at Cin</u>	<u>at TB</u>
2-Game:	None	None
3-Game:	6/7-9/05	6/10-12/03
DH:	None	None

Last Sweep by Rays

	<u>at Cin</u>	<u>at TB</u>
2-Game:	None	None
3-Game:	None	None
DH:	None	None

Series Highs

Runs Scored by Cin (Game)

14 (6/9/2005, 14-5 at Cin)

Runs Scored by TB (Game)

9 (6/8/2005, 9-11 at Cin)

Longest Game

9 Inn. (many times)

Win Streak by Cin

7g (6/10/2003 - 6/27/2011)

Win Streak by TB

2g (2x, Last: 6/20-6/21, 2017)



2020: 22-38
5TH, AL WEST

REDS VS RANGERS

2002 at Tex	1-2
2004 at Cin	3-0
2007 at Cin	1-2
2013 at Tex	1-2
2016 at Tex	1-1
2016 at Cin	1-1
2019 at Cin	1-2

REGULAR SEASON RECORD VS RANGERS

All-Time Since 2002: 9-10
 At Great American Ball Park: 6-5
 At Rangers Ballpark / Globe Life Park: 3-5
 At Globe Life Field: 0-0

2019 RESULTS

6/14 at Cin L, 1-7 Martin / Mahle / Smyly
 6/15 at Cin L, 3-4 Minor / Roark / Kelley
 6/16 at Cin W, 11-3 Gray / Jurado

2016 RESULTS

6/21 at Tex W, 8-2 DeSclafani / Lewis
 6/22 at Tex L, 4-6 Hamels / Straily / Dyson
 8/23 at Cin W, 3-0 Straily / Holland / Cingrani
 8/24 at Cin L, 5-6 Diekman / Wood / Dyson



MANAGER

Chris Woodward
 3rd season at Tex (100-122)
 3rd in MLB (100-122)

Sweep Information

Last Sweep by Reds

	at Cin	at Tex
2-Game:	None	None
3-Game:	6/15-17/04	None
DH:	None	None

Last Sweep by Rangers

	at Cin	at Tex
2-Game:	None	None
3-Game:	None	None
DH:	None	None

Series Highs

Runs Scored by Cin (Game)

11 (6/3/2019, 11-3 at Cin)

Runs Scored by Tex (Game)

11 (6/17/2007, 11-4 at Cin)

Longest Game

11 Inn. (2x, Last: 6/29/2013 at Tex)
Win Streak by Cin (Single Season)
 3g (6/15-6/17, 2004)
Win Streak by Tex (Single Season)
 2g (6/14-15, /2019)



2020: 32-28
3RD, AL EAST

Lost to TB in ALWCS, 2-0

REDS VS BLUE JAYS

2003 at Cin	1-2
2008 at Tor	1-2
2009 at Tor	1-2
2011 at Cin	1-2
2014 at Cin	2-1
2017 at Tor	0-3

REGULAR SEASON RECORD VS BLUE JAYS *

All-Time: 6-12
 At Great American Ball Park: 4-5
 At Rogers Centre: 2-7

* Regular season since 2003

2017 RESULTS

5/29 at Tor L, 2-17 Stroman / Bonilla
 5/30 at Tor L, 4-6 Smith / Wood / Osuna
 5/31 at Tor L, 4-5 Grilli / Peralta / Osuna

2014 RESULTS

6/20 at Cin L, 9-14 McGowan / Chapman
 6/21 at Cin W, 11-1 Leake / Happ
 6/22 at Cin W, 4-3 Cueto / Dickey / Chapman



MANAGER

Charlie Montoyo
 3rd season at Tor (99-123)
 3rd in MLB (99-123)

Sweep Information

Last Sweep by Reds

	at Cin	at Tor
2-Game:	None	None
3-Game:	None	None
DH:	None	None

Last Sweep by Blue Jays

	at Cin	at Tor
2-Game:	None	None
3-Game:	None	5/29-31/17
DH:	None	None

Series Highs

Runs Scored by Cin (Game)

11 (6/21, 2014, 11-1 at Cin)

Runs Scored by Tor (Game)

17 (5/29, 2017, 2-17 at Tor)

Longest Game

10 Inn. (6/25/2008 at Tor)

Win Streak by Cin

2g (6/21-6/22, 2014)

Win Streak by Tor

3g (2x, Last: 5/29-5/31, 2017)

MAJOR LEAGUE BALLPARKS



Baltimore Orioles - Oriole Park at Camden Yards
333 W. Camden St., Baltimore, MD 21201
(410) 685-9800

Boston Red Sox - Fenway Park
4 Jersey St., Boston, MA 02215-3496
(617) 226-6000

Chicago White Sox - Guaranteed Rate Field
333 W. 35th St., Chicago, IL 60616
(312) 674-1000

Cleveland Indians - Progressive Field
2401 Ontario St., Cleveland, OH 44115
(216) 420-4200

Detroit Tigers - Comerica Park
2100 Woodward Ave., Detroit, MI 48201
(313) 962-4000

Houston Astros - Minute Maid Park
501 Crawford St., Houston, TX 77002
(713) 259-8000

Kansas City Royals - Kauffman Stadium
One Royal Way, Kansas City, MO 64129
(816) 921-8000

LA Angels of Anaheim - Angel Stadium of Anaheim
2000 Gene Autry Way, Anaheim, CA 92806
(714) 940-2000

Minnesota Twins - Target Field
1 Twins Way, Minneapolis, MN 55403
(612) 659-3400

New York Yankees - Yankee Stadium
One E. 161st St., Bronx, NY 10451
(718) 293-4300

Oakland Athletics - Oakland Coliseum
7000 Coliseum Way, Oakland, CA 94621
(510) 638-4900

Seattle Mariners - T-Mobile Park
1250 First Ave. S., Seattle, WA 98134
(206) 346-4000

Tampa Bay Rays - Tropicana Field
One Tropicana Drive, St. Petersburg, FL 33705
(727) 825-3137

Texas Rangers - Globe Life Field
734 Stadium Drive, Arlington, TX 76011
(817) 533-1972

Toronto Blue Jays - Rogers Centre
1 Blue Jays Way, #3200, Toronto, ON M5V 1J1
(416) 341-1000



Arizona Diamondbacks - Chase Field
401 E. Jefferson St., Phoenix, AZ 85004
(602) 462-6500

Atlanta Braves - Truist Park
755 Battery Ave., Atlanta, GA 30339
(404) 614-2300

Chicago Cubs - Wrigley Field
1060 W. Addison St., Chicago, IL 60613
(773) 404-2827

Cincinnati Reds - Great American Ball Park
100 Joe Nuxhall Way, Cincinnati, OH 45202
(513) 765-7000

Colorado Rockies - Coors Field
2001 Blake St., Denver, CO 80205
(303) 292-0200

Los Angeles Dodgers - Dodger Stadium
1000 Elysian Park Ave., Los Angeles, CA 90012
(323) 224-1500

Miami Marlins - Marlins Park
501 Marlins Way, Miami, FL 33125
(305) 480-1300

Milwaukee Brewers - American Family Field
One Brewers Way, Milwaukee, WI 53214
(414) 902-4500

New York Mets - Citi Field
126th Street, Flushing, NY 11368
(718) 507-6387

Philadelphia Phillies - Citizens Bank Park
One Citizens Bank Way, Philadelphia, PA 19148
(215) 463-6000

Pittsburgh Pirates - PNC Park at North Shore
115 Federal St., Pittsburgh, PA 15212
(412) 323-5000

St. Louis Cardinals - Busch Stadium
700 Clark St., St. Louis, MO 63102
(314) 345-9600

San Diego Padres - Petco Park
100 Park Blvd., San Diego, CA 92101
(619) 795-5000

San Francisco Giants - Oracle Park
24 Willie Mays Plaza, San Francisco, CA 94107
(415) 972-2000

Washington Nationals - Nationals Park
1500 S. Capitol St. SE, Washington, D.C. 20003
(202) 640-7000

2021 NOTES





HISTORY

RHP Trevor Bauer in 2020 became the first Reds pitcher to win the National League Cy Young Award in voting of the Baseball Writers' Association of America. He also was voted by his peers the Players Choice Award for Outstanding Pitcher in the the NL after leading the league in ERA (1.73), WHIP (0.79), opponents' batting average (.159), fewest hits per 9 innings (5.06), shutouts (2) and complete games (2, tied) while ranking second in strikeouts (100) and strikeouts per 9 innings (12.33). Bauer became the fifth Reds pitcher to lead the National League in ERA and the first since Ed Heusser in 1944 (2.38), the 11th Reds pitcher to earn at least a share of the NL lead in complete games and the first since Aaron Harang in 2006 (6), and the 14th Reds pitcher to earn at least a share of the NL lead in shutouts and the first since Tom Seaver shared the lead in 1979 (5). In Game 1 of the Wild Card Series at Atlanta, a 1-0 loss in 13 innings, Bauer became the first pitcher in Postseason history to record at least 12 strikeouts without allowing a walk or a run. It was the longest 1-0 game in playoff history.

IMPORTANT DATES IN REDS HISTORY

- May 4, 1869** – The 1869 Cincinnati Red Stockings, the first all-professional team, kick off the regular season with a 45-9 win over the Great Westerns of Cincinnati.
- June 15, 1869** – In what was widely considered the greatest game in baseball history up to that time, the visiting Red Stockings defeated the powerhouse Mutual club of New York, 4-2.
- Nov. 6, 1869** – In the final official match of the season, the Red Stockings defeat the Mutuals of New York, 17-8, on Union Grounds. Baseball's first team of professionals finished the season with a perfect 57-0 record (although the team won more than 70 games, team captain Harry Wright only counted games against other National Association clubs as official).
- June 14, 1870** – After 130 consecutive games without a loss, Cincinnati falls to the Brooklyn Atlantics, 8-7, in extra innings. The streak includes 81 official games and 49 exhibitions.
- Feb. 2, 1876** – The National League is formed in New York City with Cincinnati as a charter member, along with Chicago, Boston, St. Louis, Hartford, Louisville, New York and Philadelphia.
- Oct. 8, 1880** – Cincinnati is expelled from the National League, due in part to its refusal to stop renting out their ballpark on Sundays and to cease selling beer during games.
- Nov. 2, 1881** – The American Association is formed in a meeting at the Gibson Hotel in Cincinnati, where the Reds will play for the next eight seasons.
- Sept. 16, 1882** – The Reds clinch the American Association pennant, winning the first league title by a professional team based in Cincinnati.
- April 17, 1889** – The first Opening Day "festivities" included ballpark decorations and a pre-game concert by the Cincinnati Orchestra.
- Nov. 14, 1889** – Cincinnati is granted re-admission to the National League, joining Boston, Brooklyn, Chicago, Cleveland, New York, Philadelphia and Pittsburgh.
- April 22, 1891** – The first Opening Day parade is organized by new owner John T. Brush. The parade consists of Webber's military band and two large horse-drawn wagons, called Tally-ho's, which were occupied by the Reds and the opponent, the Cleveland Spiders.
- April 17, 1902** – The most ornately designed ballparks in Major League history, the "Palace of the Fans," hosts its first game.
- April 11, 1912** – Redland Field (later known as Crosley Field) hosts its first game as the Reds beat Chicago, 10-6. The official dedication of the ballpark was held May 18.
- Sept. 16, 1919** – The Reds clinch the first National League pennant in franchise history with a 4-3 victory over the Giants at Redland Field.
- Oct. 9, 1919** – The Reds win the franchise's first World Series, defeating the White Sox, 10-5, in Chicago to claim the eighth and decisive game of the best-of-nine series.
- April 16, 1934** – The Reds' board of directors rename Redland Field "Crosley Field" in honor of new team owner Powel Crosley Jr.. Crosley, a radio tycoon, bought the team on February 4 and assured fans that the team would stay in Cincinnati.
- June 8, 1934** – The Reds become the first team in Major League history to use an airplane to travel from one city to another. They flew from Cincinnati to Chicago.
- May 24, 1935** – The first night game in Major League history is played at Crosley Field. The Reds beat the Phillies, 2-1, before 20,422 fans.
- Jan. 27, 1937** – Crosley Field's playing surface is submerged under 21 feet of water due to local creek flooding. Reds pitcher Lee Grissom and groundskeeper Matty Schwab are photographed in a rowboat crossing the field.
- June 11, 1938** – Johnny Vander Meer pitches the first of two straight no-hitters, defeating the Boston Braves, 3-0, at Crosley Field.
- June 15, 1938** – Johnny Vander Meer pitches his second straight no-hitter, a 6-0 victory over the Dodgers in the first night game played at Brooklyn's Ebbets Field. Vander Meer remains the only pitcher in Major League history to throw no-hitters in consecutive starts.
- July 6, 1938** – Crosley Field plays host to the sixth All-Star Game. Ernie Lombardi, Paul Derringer, Ival Goodman, Frank McCormick and Johnny Vander Meer represent the Reds on the NL squad. Vander Meer tosses 3.0 scoreless innings as the NL wins, 4-1.
- Sept. 28, 1939** – The Reds clinch the franchise's second National League pennant but are swept by the Yankees in the World Series.
- Oct. 8, 1940** – The Reds clinch their second World Series title in a Game 7, 2-1 win over the Tigers. Reds Hall of Fame pitcher Paul Derringer wins his second complete game of the series.
- June 10, 1944** – Pitcher Joe Nuxhall becomes the youngest player in the 20th century to appear in a Major League game. Nuxhall – at 15 years, 10 months and 11 days – yields 5 runs and retires just 2 batters in 2/3 of an inning. Nuxhall wouldn't pitch again in the majors until 1952.
- July 25, 1947** – Ewell Blackwell sets the NL record for righthanders and a club record by winning his 16th consecutive start.
- July 6, 1949** – The Reds' Walker Cooper sets a club record by collecting 10 RBI in a game vs the Cubs.
- July 14, 1953** – Crosley Field plays host to the All-Star Game. A crowd of 30,846 watch as the NL defeats the AL, 5-1. Gus Bell and Ted Kluszewski represent Cincinnati.
- Sept. 29, 1956** – The Reds tied the Major League record for team HR when Smoky Burgess belts the team's 221st home run of the season.
- July 1, 1957** – After Cincinnati fans stuff the ballot box and vote 8 starters onto the All-Star team, the NL intervenes and pulls 3 Reds players from the starting lineup. Willie Mays, Hank Aaron and Stan Musial replace George Crowe, Wally Post and Gus Bell as starters.
- July 18, 1958** – The inaugural Reds Hall of Fame Induction Class is honored in pregame ceremonies. Bucky Walters, Ernie Lombardi, Paul Derringer, Johnny Vander Meer and Frank McCormick are the first inductees.
- Sept. 26, 1961** – The Reds clinch the National League pennant for the third time but lost to the Yankees in a 5-game World Series.
- Sept. 1, 1967** – The Reds play the longest game in club history and lose to the San Francisco Giants, 1-0, in 21 innings.
- June 24, 1970** – The last of 4,453 regular-season NL games is played at Crosley Field. The Reds beat the San Francisco Giants, 5-4.
- June 30, 1970** – Riverfront Stadium opens as 51,050 fans attend to see the Reds host the Braves. Atlanta wins, 8-2, as Hank Aaron hits the stadium's first home run.
- July 14, 1970** – Just 2 weeks after its opening, Riverfront Stadium hosts the All-Star Game. The NL scores a dramatic 5-4 victory in 12 innings as Pete Rose crashes into AL catcher Ray Fosse to score the winning run on Jim Hickman's RBI-single. Rose was joined in the Midsummer Classic by teammates Johnny Bench, Jim Merritt, Tony Perez and Wayne Simpson.

Oct. 5, 1970 – The Reds complete a sweep of the Pirates to win the first National League Championship Series in franchise history. The victory clinches the first of four pennants the club would win in the decade. The Reds would fall to the Orioles in a five-game World Series.

Nov. 29, 1971 – In one of the most significant trades in Reds history, Cincinnati sends Lee May, Tommy Helms and Jimmy Stewart to the Astros in exchange for Joe Morgan, Jack Billingham, Cesar Geronimo, Ed Armbrister and Denis Menke.

Oct. 11, 1972 – The Reds score 2 runs in the bottom of the ninth to beat the Pirates, 4-3, in the fifth and deciding game of the NLCS. Johnny Bench ties the game with a homer off Dave Giusti and George Foster scores the winning run on Bob Moose's wild pitch. 11 days later, the Reds drop Game 7 of the World Series to the Oakland A's.

Oct. 22, 1975 – The Reds win their first World Series title in 35 years with a 4-3 win over the Boston Red Sox in Game 7. The Series proves to be one of the most exciting in baseball history and features five 1-run games and five come-from-behind victories. Series MVP Pete Rose (10-for-27, .370) helps the Reds to come from behind in every one of their victories.

Oct. 21, 1976 – Cincinnati's Big Red Machine wins its second straight World Series title by sweeping the Phillies and Yankees. The 1976 Reds remain the only team in Major League history to sweep an entire postseason since the addition of divisions.

Sept. 28, 1977 – George Foster hits his club-record 52nd home run during an 8-0 win over the Padres at Riverfront Stadium. Foster would go on to dominate the NL MVP voting after hitting .320 with a league-high 149 RBI and 124 runs scored.

July 31, 1978 – Pete Rose extends his hitting streak to 44 consecutive games, a mark topped only by Joe DiMaggio's record of 56. Rose would have the streak halted the next night in Atlanta.

Sept. 17, 1983 – Johnny Bench homers off Houston's Mike Madden on "Johnny Bench Night" at Riverfront Stadium. It was the 389th and final homer of his career.

Aug. 17, 1984 – Pete Rose debuts as Reds player/manager. Rose leads the Reds to a 6-4 win over the Cubs and goes 2-for-4 with two RBI.

Sept. 11, 1985 – Pete Rose becomes baseball's all-time hits leader with a single off San Diego's Eric Show for career hit No. 4,192.

Aug. 2, 1987 – Eric Davis hits his 30th home run of the season to become the first player in franchise history with 30 home runs and 30 stolen bases in the same season.

July 12, 1988 – The All-Star Game returns to Riverfront Stadium as the AL edges the NL, 2-1. Danny Jackson, Barry Larkin and Chris Sabo represent the Reds.

Sept. 16, 1988 – In a 1-0 victory vs the Dodgers, Tom Browning becomes the first pitcher in Reds history to throw a perfect game.

Aug. 24, 1989 – Cincinnati hero Pete Rose is given a lifetime ban from baseball for conduct related to gambling.

Oct. 20, 1990 – After edging the Pirates in the NLCS, the Reds sweep heavily favored Oakland to claim the fifth World Series title in team history. Series MVP Jose Rijo and Chris Sabo lead Cincinnati during the Series.

Nov. 15, 1995 – Barry Larkin wins the 1995 NL MVP after setting a club record for shortstops with a .319 batting average (min. 400 at-bats) and a modern club record of 51 stolen bases.

April 1, 1996 – On Opening Day, veteran umpire John McSherry collapses behind home plate just 7 pitches into the game. McSherry is rushed to University Hospital, where he died from a heart attack.

Sept. 9, 1996 – Riverfront Stadium officially is renamed Cinergy Field.

Sept. 22, 1996 – Barry Larkin becomes the first shortstop in ML history to produce 30 homers and 30 stolen bases in the same season, when he belts his 30th homer in the first game of a doubleheader against the St. Louis Cardinals.

June 13, 1997 – For the first time in the team's 129-year history, the Reds play an American League opponent during the regular season. The White Sox spoil the first Interleague game with a 3-1 win.

Oct. 4, 1999 – After finishing the regular season tied for the NL Wild Card spot with a 96-66 record, the Reds fall to the Mets, 5-0, in the sixth 1-game playoff in Major League history.

Sept. 11, 2001 – All games are postponed due to terrorist acts in New York (World Trade Center), Washington D.C. (The Pentagon) and Somerset, PA. The regular season schedule would not resume for another 6 days.

Sept. 22, 2002 – The Reds lose to the Phillies, 4-3, in the last game played at Riverfront Stadium/Cinergy Field.

Dec. 29, 2002 – In just 37 seconds, Cinergy Field is imploded at 8:00 a.m. More than 25,000 spectators witness the event.

March 31, 2003 – In the debut of Great American Ball Park, the Reds lose to the Pirates, 10-1, before a sellout crowd of 42,343.

June 20, 2004 – Ken Griffey Jr. joins baseball's 500 Home Run Club with a sixth-inning solo shot in St. Louis off Matt Morris. Griffey's Father's Day blast makes him only the 20th player in history to accomplish the feat and the first player to hit his 500th as a Red.

April 3, 2006 – George W. Bush became the first sitting president ever to throw out an Opening Day first pitch in Cincinnati and only the second sitting president to participate in the pre-game ceremony. President Richard M. Nixon threw out the first pitch prior to the 1970 All-Star Game at Riverfront Stadium. Cincinnati native William Howard Taft is the only other sitting president ever to attend a game in Cincinnati.

Sept. 26, 2007 – At Great American Ball Park, Brandon Phillips hit his 30th home run (off Hou's Juan Gutierrez) to become only the second second baseman in Major League history - and only the third Reds player - ever to produce 30 HR and 30 SB in the same year.

June 9, 2008 – Ken Griffey Jr. becomes baseball's sixth batter to reach the 600 Home Run milestone, hitting a first-inning blast off the Marlins' Mark Hendrickson in Miami.

Sept. 28, 2010 – Jay Bruce's home run on the first pitch from Tim Lincecum in the bottom of the ninth inning of the 3-2 win vs the Astros is the fifth HR in Major League history that clinches a team's postseason berth. The Reds win the NL Central for the first time since 1995.

Jan. 23, 2013 – In a ceremony at Great American Ball Park, Commissioner Bud Selig awards the Reds the 2015 All-Star Game. The logo is unveiled during ceremonies at the ballpark on August 6, 2014.

July 14, 2015 – The 86th Midsummer Classic takes place at Great American Ball Park, as 43,656 are in attendance for a 6-3 AL win. 3B Todd Frazier and P Aroldis Chapman represent the Reds. The day before, Frazier won the ASG's Home Run Derby.

June 6, 2017 – Second baseman Scooter Gennett becomes the first player in franchise history to hit four home runs in a game in a 13-1 victory over the Cardinals at Great American Ball Park.

Sept. 4, 2019 – Michael Lorenzen becomes the first player since Babe Ruth to earn the victory, hit a home run and play outfield in the same game. Ruth did it on June 13, 1921.

2020 Season – The 2020 season was shortened to 60 games because of a global pandemic caused by the COVID-19 virus.

REDS RECORD, YEAR-BY-YEAR

Year	Pos.	W	L	Pct.	Manager	Pennant Winner
1876	Eighth	9	56	.138	Charles Gould	Chicago
1877	Sixth	15	42	.253	Lipman Pike, Robert Addy.....	Boston
1878	Second	37	23	.617	Calvin McVey	Boston
1879	Fifth	38	36	.514	Calvin McVey, James White.....	Providence
1880	Eighth	21	59	.263	John Edgar Clapp.....	Chicago
TOTALS		120	216	.357		
1890	Fourth	78	55	.586	Thomas Loftus.....	Brooklyn
1891	Seventh	56	81	.409	Thomas Loftus.....	Boston
1892	Fifth	82	68	.547	Charles Comiskey.....	Boston
1893	Tied Sixth	65	63	.508	Charles Comiskey.....	Boston
1894	Tenth	54	75	.419	Charles Comiskey.....	Baltimore
1895	Eighth	66	64	.508	William Ewing.....	Baltimore
1896	Third	77	50	.606	William Ewing.....	Baltimore
1897	Fourth	76	56	.576	William Ewing.....	Boston
1898	Third	92	60	.605	William Ewing.....	Boston
1899	Sixth	83	67	.553	William Ewing.....	Brooklyn
DECADE:		729	639	.533		
1900	Seventh	62	77	.446	Robert Allen.....	Brooklyn
1901	Eighth	52	87	.374	John (Bid) McPhee.....	Pittsburgh
1902	Fourth	70	70	.500	John (Bid) McPhee, Frank Bancroft, J. Kelley.....	Pittsburgh
1903	Fourth	74	65	.532	Joseph Kelley.....	Pittsburgh
1904	Third	88	65	.575	Joseph Kelley.....	New York
1905	Fifth	79	74	.516	Joseph Kelley.....	New York*
1906	Sixth	64	87	.424	Edward (Ned) Hanlon.....	Chicago
1907	Sixth	66	87	.431	Edward (Ned) Hanlon.....	Chicago*
1908	Fifth	73	81	.474	John Ganzel.....	Chicago*
1909	Fourth	77	76	.503	Clark Griffith.....	Pittsburgh**
DECADE:		705	769	.478		
1910	Fifth	75	79	.487	Clark Griffith.....	Chicago
1911	Sixth	70	83	.458	Clark Griffith.....	New York
1912	Fourth	75	78	.490	Henry O'Day.....	New York
1913	Seventh	64	89	.418	Joseph Tinker.....	New York
1914	Eighth	60	94	.390	Charles (Buck) Herzog.....	Boston**
1915	Seventh	71	83	.461	Charles (Buck) Herzog.....	Philadelphia
1916	Tied Seventh	60	93	.392	Charles (Buck) Herzog, Christy Mathewson.....	Brooklyn
1917	Fourth	78	76	.506	Christy Mathewson.....	New York
1918	Third	68	60	.531	Christy Mathewson, Heinie Groh.....	Chicago
1919	FIRST	96	44	.686	PATRICK MORAN.....	CINCINNATI**
DECADE:		717	779	.479		
1920	Third	82	71	.536	Patrick Moran.....	Brooklyn
1921	Sixth	70	83	.458	Patrick Moran.....	New York**
1922	Second	86	68	.558	Patrick Moran.....	New York**
1923	Second	91	63	.591	Patrick Moran.....	New York
1924	Fourth	83	70	.542	John (Jack) Hendricks.....	New York
1925	Third	80	73	.523	John (Jack) Hendricks.....	Pittsburgh**
1926	Second	87	67	.565	John (Jack) Hendricks.....	St. Louis**
1927	Fifth	75	78	.490	John (Jack) Hendricks.....	Pittsburgh
1928	Fifth	78	74	.513	John (Jack) Hendricks.....	St. Louis
1929	Seventh	66	88	.429	John (Jack) Hendricks.....	Chicago
DECADE:		798	735	.521		

Year	Pos.	W	L	Pct.	Manager	Pennant Winner
1930	Seventh	59	95	.383	Dan Howley.....	St. Louis
1931	Eighth	58	96	.377	Dan Howley.....	St. Louis**
1932	Eighth	60	94	.390	Dan Howley.....	Chicago
1933	Eighth	58	94	.382	Owen (Donie) Bush.....	New York**
1934	Eighth	52	99	.344	Robert O'Farrell, Burt Shotton, Charles Dressen.....	St. Louis**
1935	Sixth	68	85	.444	Charles Dressen.....	Chicago
1936	Fifth	74	80	.481	Charles Dressen.....	New York
1937	Eighth	56	98	.364	Charles Dressen, Bobby Wallace.....	New York
1938	Fourth	82	68	.547	William McKechnie.....	Chicago
1939	FIRST	97	57	.630	WILLIAM McKECHNIE.....	CINCINNATI
DECADE:		664	866	.434		
1940	FIRST	100	53	.654	WILLIAM McKECHNIE.....	CINCINNATI**
1941	Third	88	66	.571	William McKechnie.....	Brooklyn
1942	Fourth	76	76	.500	William McKechnie.....	St. Louis**
1943	Second	87	67	.565	William McKechnie.....	St. Louis
1944	Third	89	65	.578	William McKechnie.....	St. Louis**
1945	Seventh	61	93	.396	William McKechnie.....	Chicago
1946	Sixth	67	87	.435	William McKechnie.....	St. Louis**
1947	Fifth	73	81	.474	John Neun.....	Brooklyn
1948	Seventh	74	89	.418	John Neun, William (Bucky) Walters.....	Boston
1949	Seventh	62	92	.403	William (Bucky) Walters.....	Brooklyn
DECADE:		767	769	.499		
1950	Sixth	66	87	.431	J. Luther (Luke) Sewell.....	Philadelphia
1951	Sixth	68	86	.442	J. Luther (Luke) Sewell.....	New York
1952	Sixth	69	85	.448	(Luke) Sewell, Earle Brucker, Rogers Hornsby.....	Brooklyn
1953	Sixth	68	86	.442	Rogers Hornsby, C. Buster Mills.....	Brooklyn
1954	Fifth	74	80	.481	George (Birdie) Tebbetts.....	New York**
1955	Fifth	75	79	.487	George (Birdie) Tebbetts.....	Brooklyn**
1956	Third	91	63	.591	George (Birdie) Tebbetts.....	Brooklyn
1957	Fourth	80	74	.519	George (Birdie) Tebbetts.....	Milwaukee**
1958	Fourth	76	78	.494	George (Birdie) Tebbetts, Jimmy Dykes.....	Milwaukee
1959	Fifth	74	80	.481	Mayo Smith, Fred Hutchinson.....	Los Angeles**
DECADE:		741	798	.481		
1960	Sixth	67	87	.435	Fred Hutchinson.....	Pittsburgh**
1961	FIRST	93	61	.604	FRED HUTCHINSON.....	CINCINNATI
1962	Third	98	64	.605	Fred Hutchinson.....	San Francisco
1963	Fifth	86	76	.531	Fred Hutchinson.....	Los Angeles**
1964	Tied Second	92	70	.568	Fred Hutchinson, Dick Sisler.....	St. Louis**
1965	Fourth	89	73	.549	Dick Sisler.....	Los Angeles**
1966	Seventh	76	84	.475	Don Heffner, Dave Bristol.....	Los Angeles
1967	Fourth	87	75	.537	Dave Bristol.....	St. Louis**
1968	Fourth	83	79	.512	Dave Bristol.....	St. Louis
1969	Third	89	73	.549	Dave Bristol.....	New York**
DECADE:		860	742	.537		
1970	FIRST	102	60	.628	SPARKY ANDERSON.....	CINCINNATI
1971	Tied Fourth	79	83	.488	Sparky Anderson.....	Pittsburgh**
1972	FIRST	95	59	.617	SPARKY ANDERSON.....	CINCINNATI
1973	FIRST	99	63	.611	SPARKY ANDERSON.....	NEW YORK
1974	Second	98	64	.605	Sparky Anderson.....	Los Angeles
1975	FIRST	108	54	.667	SPARKY ANDERSON.....	CINCINNATI**
1976	FIRST	102	60	.630	SPARKY ANDERSON.....	CINCINNATI**
1977	Second	88	74	.543	Sparky Anderson.....	Los Angeles
1978	Second	92	69	.571	Sparky Anderson.....	Los Angeles
1979	FIRST	90	71	.559	JOHN McNAMARA.....	PITTSBURGH**
DECADE:		953	657	.592		

Year	Pos.	W	L	Pct.	Manager	Pennant Winner
1980	Third	89	73	.549	John McNamara.....	Philadelphia**
1981	#	66	42	.611	John McNamara.....	Los Angeles**
1982	Sixth	61	101	.377	John McNamara, Russ Nixon.....	St. Louis**
1983	Sixth	74	88	.457	Russ Nixon.....	Philadelphia
1984	Fifth	70	92	.432	Vern Rapp, Pete Rose.....	San Diego
1985	Second	89	72	.553	Pete Rose.....	St. Louis
1986	Second	86	76	.531	Pete Rose.....	New York**
1987	Second	84	78	.519	Pete Rose.....	St. Louis
1988	Second	87	74	.540	Pete Rose.....	Los Angeles**
1989	Fifth	75	87	.463	Pete Rose, Tommy Helms.....	San Francisco
DECADE:		781	783	.499		
1990	FIRST	91	71	.562	LOU PINIELLA.....	CINCINNATI**
1991	Fifth	74	88	.457	Lou Piniella.....	Atlanta
1992	Second	90	72	.556	Lou Piniella.....	Atlanta
1993	Fifth	73	89	.451	Tony Perez, Davey Johnson.....	Philadelphia
1994	FIRST	66	48	.579	DAVEY JOHNSON.....	Players' Strike
1995	FIRST	85	59	.590	DAVEY JOHNSON.....	ATLANTA**
1996	Third	81	81	.500	Ray Knight.....	Atlanta
1997	Third	76	86	.469	Ray Knight, Jack McKeon.....	Florida**
1998	Fourth	77	85	.475	Jack McKeon.....	San Diego
1999	Second	96	67	.589	Jack McKeon.....	Atlanta
DECADE:		809	746	.520		
2000	Second	85	77	.525	Jack McKeon.....	New York
2001	Fifth	66	96	.407	Bob Boone.....	Arizona**
2002	Third	78	84	.481	Bob Boone.....	San Francisco
2003	Fifth	69	93	.426	Bob Boone, Dave Miley.....	Florida**
2004	Fourth	76	86	.469	Dave Miley.....	St. Louis
2005	Fifth	73	89	.451	Dave Miley, Jerry Narron.....	Houston
2006	Third	80	82	.494	Jerry Narron.....	St. Louis**
2007	Fifth	72	90	.444	Jerry Narron, Pete Mackanin.....	Colorado
2008	Fifth	74	88	.457	Dusty Baker.....	Philadelphia**
2009	Fourth	78	84	.481	Dusty Baker.....	Philadelphia
DECADE:		751	869	.464		
2010	FIRST	91	71	.562	DUSTY BAKER.....	SAN FRANCISCO**
2011	Third	79	83	.488	Dusty Baker.....	St. Louis**
2012	FIRST	97	65	.599	DUSTY BAKER.....	SAN FRANCISCO**
2013	Third (WC)	90	72	.556	Dusty Baker.....	St. Louis
2014	Fourth	76	86	.469	Bryan Price.....	San Francisco**
2015	Fifth	64	98	.395	Bryan Price.....	New York
2016	Fifth	68	94	.420	Bryan Price.....	Chicago**
2017	Fifth	68	94	.420	Bryan Price.....	Los Angeles
2018	Fifth	67	95	.414	Bryan Price, Jim Riggleman.....	Los Angeles
2019	Fourth	75	87	.463	David Bell.....	Washington**
DECADE:		775	845	.478		
2020	Third (WC)	31	29	.517	David Bell.....	Los Angeles**
DECADE:		31	29	.517		
FRANCHISE TOTALS		10,201	10,242	.499		

Season Finishes:

First - 15; Second - 16; Third - 18; Fourth - 22; Fifth - 26; Sixth - 16; Seventh - 11; Eighth - 10; Tenth - 1

World Series winner. In 1969, the National League split into two 6-team divisions, Reds became a member of Western Division. In 1994, the National League split into three divisions, Reds moved to 6-team Central Division. **# NOTE: In 1981, the Reds had the best record overall, finishing 35-21 in the first half of the season, 2nd to Los Angeles, and 31-21 in the second half, 2nd to Houston.

REDS HOME AND ROAD RECORDS SINCE 1900

Year	Home	Road	Year	Home	Road	Year	Home	Road	Year	Home	Road	Year	Home	Road
1900	27-34	35-43	1930	37-40	22-55	1960	37-40	30-47	1990	46-35	45-36	2020	16-13	#15-16
1901	27-43	25-44	1931	38-39	20-57	1961	47-30	46-31	1991	39-42	35-46			
1902	35-35	35-35	1932	33-44	27-50	1962	58-23	40-41	1992	53-28	37-44			
1903	41-35	33-30	1933	37-42	21-52	1963	46-35	40-41	1993	41-40	32-49			
1904	49-27	39-38	1934	30-47	22-52	1964	47-34	45-36	1994	37-22	29-26			
1905	50-28	29-46	1935	41-35	27-50	1965	49-32	40-41	1995	44-28	41-31			
1906	36-40	23-51	1936	42-34	32-46	1966	46-33	30-51	1996	46-35	35-46			
1907	43-36	23-51	1937	28-51	28-47	1967	49-32	38-43	1997	40-41	36-45			
1908	40-37	33-44	1938	43-34	39-34	1968	40-41	43-38	1998	39-42	38-43			
1909	39-38	38-38	1939	55-25	42-32	1969	50-31	39-42	1999	45-37	51-30			
1910	39-37	36-42	1940	55-21	45-32	1970	57-24	45-36	2000	43-38	42-39			
1911	38-42	32-41	1941	45-34	43-32	1971	46-35	33-48	2001	27-54	39-42			
1912	45-32	30-46	1942	38-39	38-37	1972	42-34	53-25	2002	38-43	40-41			
1913	32-44	32-45	1943	48-29	39-38	1973	50-31	49-32	2003	35-46	34-47			
1914	34-42	26-52	1944	45-33	44-32	1974	50-31	48-33	2004	40-41	36-45			
1915	39-37	32-46	1945	36-41	25-52	1975	64-17	44-37	2005	42-39	31-50			
1916	32-44	28-49	1946	35-42	32-45	1976	49-32	53-28	2006	42-39	38-43			
1917	39-38	39-38	1947	42-35	31-46	1977	48-33	40-41	2007	39-42	33-48			
1918	46-24	22-36	1948	32-45	32-44	1978	49-31	43-38	2008	43-38	31-50			
1919	52-19	44-25	1949	35-42	27-50	1979	48-32	42-39	2009	40-41	38-43			
1920	42-34	40-37	1950	38-38	28-49	1980	44-37	45-36	2010	49-32	42-39			
1921	40-36	30-47	1951	35-42	33-41	1981	32-22	34-20	2011	42-39	37-44			
1922	48-29	38-39	1952	38-39	31-46	1982	33-48	28-53	2012	50-31	47-34			
1923	46-32	45-31	1953	38-39	30-47	1983	36-45	38-43	2013	49-31	41-41			
1924	43-33	40-37	1954	41-36	33-44	1984	39-42	31-50	2014	44-37	32-49			
1925	44-32	36-41	1955	46-31	29-48	1985	47-34	42-38	2015	34-47	30-51			
1926	53-23	34-44	1956	51-26	40-37	1986	43-38	43-38	2016	38-43	30-51			
1927	45-35	30-43	1957	45-32	35-42	1987	42-39	42-39	2017	39-42	29-52			
1928	44-33	34-41	1958	40-37	36-41	1988	45-35	42-39	2018	37-44	30-51			
1929	38-39	28-49	1959	43-34	31-46	1989	38-43	37-44	2019	*41-40	34-47			

* 2019 record includes 1-1 in 2 "home" games played in Monterrey, Mexico

9/4/20/g2 at Pit, Cin was the road team but batted in the bottom of each inning (makeup from 8/15/20 postponement at GABP)

ATTENDANCE HISTORY
Reds Home Attendance - Since 1901

1901..... 205,728	1928..... 490,490	1955..... 693,662	1982..... 1,326,528	2009..... 1,747,919
1902..... 217,300	1929..... 295,040	1956..... 1,125,928	1983..... 1,190,419	2010..... 2,060,550
1903..... 351,680	1930..... 386,727	1957..... 1,070,850	1984..... 1,275,887	2011..... 2,213,498
1904..... 391,915	1931..... 263,316	1958..... 788,582	1985..... 1,834,619	2012..... 2,347,251
1905..... 313,927	1932..... 356,950	1959..... 801,298	1986..... 1,692,432	&2013..... 2,492,059
1906..... 330,056	1933..... 218,281	1960..... 663,486	&1987..... 2,185,205	2014..... 2,476,664
1907..... 317,500	1934..... 206,773	1961..... 1,117,603	&1988..... 2,072,528	2015..... 2,419,506
1908..... 399,200	1935..... 448,247	1962..... 982,095	\$1989..... 1,979,320	2016..... 1,894,085
1909..... 424,643	1936..... 446,245	1963..... 858,805	+1990..... 2,400,892	2017..... 1,836,917
1910..... 380,622	1937..... 411,221	1964..... 862,466	1991..... 2,372,377	2018..... 1,629,356
1911..... 300,000	1938..... 706,756	1965..... 1,047,824	&1992..... 2,315,946	\$\$2019..... 1,775,396
1912..... 344,000	1939..... 981,443	1966..... 742,958	\$1993..... 2,453,232	@@2020..... NA
1913..... 258,000	1940..... 850,180	1967..... 958,300	*1994..... 1,897,681	
1914..... 100,791	1941..... 634,513	1968..... 733,354	#1995..... 1,837,649	Total at GABP: 35,730,564
1915..... 218,878	1942..... 427,031	1969..... 987,991	%1996..... 1,861,428	= 54 home dates (strike)
1916..... 255,846	1943..... 379,122	1970..... 1,803,568	&1997..... 1,785,788	* 60 home dates (strike)
1917..... 269,056	1944..... 409,567	1971..... 1,501,122	1998..... 1,793,679	# 71 home dates
1918..... 163,009	1945..... 290,970	1972..... 1,611,459	@1999..... 2,061,222	% 76 home dates
1919..... 532,501	1946..... 715,751	1973..... 2,017,601	@2000..... 2,577,351	+ 78 home dates
1920..... 568,107	1947..... 899,975	1974..... 2,164,307	\$2001..... 1,879,757	\$ 79 home dates
1921..... 311,227	1948..... 823,386	1975..... 2,315,603	&2002..... 1,855,787	\$\$ 79 dates at GABP, does not count 2 dates in Mexico
1922..... 493,754	1949..... 707,782	1976..... 2,629,708	2003..... 2,355,259	& 80 home dates
1923..... 575,063	1950..... 538,794	1977..... 2,519,670	2004..... 2,287,250	@ 82 home dates
1924..... 473,707	1951..... 588,268	1978..... 2,532,497	*2005..... 1,943,157	@@ COVID-19 season
1925..... 464,920	1952..... 604,197	1979..... 2,356,933	*2006..... 2,134,472	^ Announced attendance
1926..... 672,987	1953..... 548,086	@1980..... 2,022,450	2007..... 2,058,593	
1927..... 442,164	1954..... 704,167	=1981..... 1,093,730	2008..... 2,058,632	

Reds Largest Home Crowds by Team

Ari 46,101 7/21/00	NY 54,621 10/4/99	Bal 51,531..... (2x)	Min 45,617 6/3/00
Atl 52,567 8/6/94	Phi 55,047 10/12/76	10/10 & 10/11, 1970	LAA 43,168 4/1/13
Chi 52,116 7/9/72	Pit 56,079 10/12/90	Bos 56,393 10/16/75	NY 54,826 10/16/75
Col 54,820 4/1/97	StL 55,438 4/4/88	Cle 54,335 7/8/00	Oak 56,040 10/22/72
LA 55,385 4/3/89	SD 55,356 4/6/92	Chi 42,234 6/20/09	Sea 38,200 5/21/16
Mia 42,956 4/5/12	SF 55,112 4/5/99	Det 42,443 6/9/12	TB 35,356 4/12/14
Mil 55,596 4/3/00	Wsh 43,878 3/30/18	Hou 55,205 4/8/91	Tex 40,383 6/17/04
Mtl 55,456 4/5/93		KC 34,648 6/28/06	Tor 42,530 6/21/14

Reds Top Road Attendance at Each Club

Ari 49,481 4/9/07	NY 55,391 7/27/69	Bal 53,007 10/14/70	LAA 37,260 6/25/19
Atl 50,595 7/4/77	Phi 63,816 7/3/84	Bos 37,072 5/7/14	NY 63,083 10/5/61
Chi 43,786 7/29/45	Pit 48,846 7/16/70	Cle 43,105 6/9/00	Oak 49,410 10/18-20/72
Col 70,069 9/26/93	StL 52,876 9/28/96	Chi 34,379 10/6/19	Sea 46,340 6/22/07
LA 56,000 7/22/09	SD 60,767 6/16/00	Det 55,189 10/6/40	Tex 25,968 6/29/11
Mia 44,363 7/24/93	SF 58,920 6/20/78	Hou 54,037 9/28/99	Tex 44,397 6/29/13
Mil 56,354 9/28/00	Wsh 40,907 4/12/12	KC 30,450 5/20/15	Tor 44,058 5/31/17
Mtl 42,944 5/30/82		Min 35,034 7/6/01	

LARGEST HOME CROWDS BY LOCATION
Great American Ball Park

Opening Day.....	44,049 (3/28/19)
Regular Season.....	44,049 (3/28/19)
Season Total.....	2,492,059 (2013)

Riverfront/Cinergy Field

Opening Day.....	55,596 (4/3/00)
Regular Season.....	55,596 (4/3/00)
Season Total.....	2,629,708 (1976)

Crosley Field

Opening Day.....	35,747 (4/15/24)
Regular Season.....	36,691 (4/27/47)
Season Total.....	1,125,928 (1956)

REDS BALLPARKS THROUGH THE YEARS



UNION GROUNDS (1869-70)

Union Grounds served as the first home of baseball's original professional team. The park was located near the area now occupied by the Museum Center in the Union Terminal train station. Anchored by a grandstand called "Grand Duchess," the park could seat up to 4,000 fans.

AVENUE GROUNDS (1876-79)

The Reds headed two miles north from Union Grounds to erect Avenue Grounds, which featured a grandstand that could seat up to 3,000 fans. The ballpark was approximately four miles from the heart of the city's population, so horse-drawn streetcars and trains were a popular way to travel to the park.

BANK STREET GROUNDS (1880-83)

The Reds moved closer to the city with the opening of Bank Street Grounds prior to the 1880 season. The ballpark was located on the north side of Bank Street, south of Western Avenue and just west of McLean Avenue, and could seat up to 4,000 fans. Innovative scoreboard features included players' names and out-of-town scores.

LEAGUE PARK (1884-1901)

Originally called American Park (in reference to Cincinnati's membership in the American Association), the park was renamed League Park (in reference to the National League) in 1890. The park featured a covered grandstand with leather-cushioned seats and open seats along the first- and third-base sides.

PALACE OF THE FANS (1902-11)

Following a major fire, the Reds rebuilt the main grandstand of League Park in 1902. Today, baseball historians refer to the updated facility as Palace of the Fans. The park featured an illustrious grandstand with pillars and columns carved by hand, as well as 19 fashion boxes (much like opera boxes) and inexpensive field-level seating.



CROSLY FIELD (1912-70)

Originally named Redland Field and renamed in 1934, Crosley Field was the first Reds ballpark to feature a double-decked grandstand. The facility, located at the corner of Western Avenue and Findlay Street, was the site of baseball's first night game and hosted Cincinnati's first World Series Championship team.



RIVERFRONT STADIUM/CINERGY FIELD (1970-2002)

The Reds shared Riverfront Stadium/Cinergy Field with the NFL's Bengals until 1999. The multipurpose stadium, which could seat approximately 56,000 fans, was considered state-of-the-art upon its opening in June 1970. The facility hosted five pennant winners and three World Series Championship teams.



GREAT AMERICAN BALL PARK (2003-PRESENT)

On July 7, 2000, Great American Insurance Company, one of the oldest insurance companies in the United States, and the Cincinnati Reds, America's first professional baseball team, joined forces by announcing a 30-year agreement under which the new home of the Reds would be called Great American Ball Park. The facility, with room for more than 42,000 fans, includes a variety of seating and dining options, state-of-the-art sound and scoreboard systems and an array of historical elements scattered throughout. ScorePAD Sports, Inc.'s state-of-the-art STADIUMnet baseball scoring system provides a direct feed to scoreboard operations that includes a variety of in-game, season and career information about each player that can be shown on the scoreboards high above left center field and in right field.

BALLPARK FACTS
Great American Ball Park
ARCHITECTS:

HOK Sport, Kansas City, Mo.

GREAT AMERICAN BALL PARK FACTS (2003)
Approximate Cost: \$280 million

Stadium Acreage: 29

Stadium Bounds: Pete Rose Way to Ohio River and from Joe Nuxhall Way to Heritage Bank Center

Structural Elements: 10,100 tons of steel

Seating Capacity: 45,814 (originally 42,271)

Restrooms: 35, **Concession Stands:** 28

Playing Surface: Natural Grass, 2.9 acres

Left-Field Line: 328 feet, 12-foot wall

Left-Field Power Alley: 379 feet, 12-foot wall

Center Field: 404 feet, 8-foot wall

Right-Field Power Alley: 370 feet, 8-foot wall

Right-Field Line: 325 feet, 8-foot wall

GREAT AMERICAN BALL PARK "FIRSTS"
Game: March 31, 2003 (10-1 loss vs Pittsburgh)

Attendance: 42,343

Plate Appearance: Kenny Lofton (Pit), 3/31/03

Hit: Ken Griffey Jr. (Cin), 3/31/03

Run: Randall Simon (Pit), 3/31/03

Single: Pokey Reese (Pit), 3/31/03

Double: Ken Griffey Jr. (Cin), 3/31/03

Triple: Rob Mackowiak (Pit), 4/3/03

Home Run: Reggie Sanders (Pit), 3/31/03

Reds Home Run: Austin Kearns, 4/2/03

Walk: Kris Benson (Pit), by Haynes, 3/31/03

Strikeout: A. Kearns (Cin), by Benson, 3/31/03

Win: Kris Benson (Pit), 3/31/03

Reds' Win: Scott Williamson, 4/4/03 vs Chi

Riverfront Stadium/Cinergy Field
ARCHITECTS:

Heery-Heery-Alexander-Rothschild Associated Architects, Atlanta, Ga.

ORIGINAL RIVERFRONT STADIUM FACTS (1970)
Approximate Cost: \$45 million

Stadium Acreage: 48

Stadium Bounds: Pete Rose Way to Ohio River and from Stadium Drive to the Heritage Bank Center

Structural Elements: 10,000 tons of steel; 13,000 tons of reinforcing steel; 175,000 cubic yards of concrete

Seating Capacity: 51,744

Stadium Levels: 4

Concession Stands: 35

Restrooms: 50

Stadium Diameter: 700 feet, encompassing 8.5 acres

Playing Surface: Artificial. Riverfront Stadium became the first outdoor Major League ballpark to feature a complete playing surface of AstroTurf

Surface Coverage: 120,000 square feet of artificial turf

Left-Field Distance: 330 feet

Center-Field Distance: 404 feet

Right-Field Distance: 330 feet

FINAL CINERGY FIELD FACTS (2002)
Seating Capacity: 40,007

Stadium Levels: 4

Concession Stands: 37

Restrooms: 50

Playing Surface: Natural Grass. Installed in Oct. 2000 for first time in stadium's history

Surface Coverage: Approximately 1.8 acres of Kentucky bluegrass

Left-Field Distance: 325 feet

Center-Field Distance: 393 feet

Right-Field Distance: 325 feet


RIVERFRONT STADIUM "FIRSTS"

Game: 6/30/70 (L, 8-2 vs Atlanta)

Attendance: 51,050

At-Bat: Sonny Jackson (Atl), 6/30/70

Hit: Felix Millan (Atl), 6/30/70

Reds' Hit: Pete Rose, 6/30/70

Run: Felix Millan (Atl), 6/30/70

Single: Felix Millan (Atl), 6/30/70

Double: Orlando Cepeda (Atl), 6/30/70

Triple: Pete Rose (Cin), 7/1/70 vs Atl

Home Run: Hank Aaron (Atl), 6/30/70

Reds' HR: Tommy Helms, 7/1/70 vs Atl

Walk: Hank Aaron (Atl), 6/30/70

Strikeout: Sonny Jackson (Atl), 6/30/70

Win: Pat Jarvis (Atl), 6/30/70

Reds' Win: Wayne Simpson, 7/1/70 vs Atl

CINERGY FIELD "LASTS"

Game: 9/22/02 (L, 5-4 vs Philadelphia)

Attendance: 40,964

At-Bat: Todd Walker (Cin), 9/22/02

Hit: Jason Michaels (Phi), 9/22/02

Reds' Hit: Aaron Boone, 9/22/02

Run: Aaron Boone (Cin), 9/22/02

Single: Jason Michaels (Phi), 9/22/02

Double: Gookie Dawkins (Cin), 9/22/02

Triple: Aaron Boone (Cin), 9/13/02 vs Chi

Home Run: Aaron Boone (Cin), 9/22/02

Walk: Kelly Stinnett (Cin), 9/22/02

Strikeout: Gookie Dawkins (Cin), 9/22/02

Win: Brandon Duckworth (Phi), 9/22/02

Reds' Win: Ryan Dempster, 9/14/02 vs Chi

RIVERFRONT STADIUM/CINERGY FIELD ALL-TIME RAIN-OUTS

After Riverfront Stadium opened on June 30, 1970, 36 games and 35 playing dates were postponed because of bad weather. In 1996, 5 games were postponed due to rain - the most rainouts ever in 1 season at Riverfront Stadium/Cinergy Field. The playing surface was artificial until 2002.

Date	Opp., Game No.	Date	Opp., Game No.
*7/18/71	Padres, 96	5/16/90	Pirates, 31
8/30/78	Pirates, 133	5/28/90	Mets, 41
9/27/79	Padres, 159	4/12/91	Braves, 4
4/19/81	Cardinals, 10	9/21/92	Astros, 150
5/5/81	Pirates, 22	4/29/93	Pirates, 22
5/26/81	Giants, 43	6/4/93	Cardinals, 55
4/23/83	Expos, 17	8/5/95	Phillies, 90
4/17/84	Braves, 12	4/13/96	Astros, 11
5/3/84	Astros, 26	4/28/96	Phillies, 25
6/11/85	Dodgers, 56	5/15/96	Colorado, 36
6/12/85	Dodgers, 57	6/6/96	Giants, 53
4/22/86	Padres, 11	9/21/96	Cardinals, 154
5/7/86	Braves, 23	4/27/97	Phillies, 23
7/1/86	Dodgers, 74	6/8/97	Mets, 61
4/6/88	Cardinals, 2	4/3/00	Brewers, 1
7/20/88	Mets, 94	10/5/01	Phillies, 160
4/8/89	Giants, 5	6/5/02	Cardinals, 58
5/22/89	Cardinals, 42	9/20/02	Phillies, 154
4/20/90	Braves, 10		

* Game 2 of a DH, playing date not lost.

Redland/Crosley Field

ARCHITECT:

Harry Hake, Cincinnati, Ohio

REDLAND/CROSLY FIELD FACTS (1912)

Approximate Cost: \$400,000

Name Changed From Redland To Crosley Field: 1934

Stadium Bounds: From York St. to Findlay St. and from Crosley Field Way and the C&O Railroad tracks to Western Avenue

Structural Elements: 550 tons of steel; 1,500,000 ft. of lumber; 1,200 bushels of lime; 4,800 cubic yards of sand; 3,200 cubic yards gravel, 4,700 yards of crushed stone; 50,000 lbs. of galvanized Iron; 12,000 barrels of cement

Seating Capacity: 23,000

Playing Surface: Natural Grass

Surface Coverage: 104,000 square feet

Left-Field Distance: 328 feet

Center-Field Distance: 387 feet

Right-Field Distance: 366 feet

REDLAND FIELD "FIRSTS"

Game: 4/11/12 (W, 10-6 vs Chi)

Attendance: 26,336

At-Bat: Johnny Evers (Chi), 4/11/12

Hit: Jimmy Sheckard (Chi), 4/11/12

Reds' Hit: Bob Bescher, 4/11/12

Run: Bob Bescher (Cin), 4/11/12

Single: Jimmy Sheckard (Chi), 4/11/12

Double: Leonard Cole (Chi), 4/11/12

Triple: Frank Schulte (Chi), 4/11/12

***Home Run:** Pat Duncan (Cin), 6/2/21

Win: Bert Humphries (Cin), 4/11/12

* First home run over the fence



CROSLY FIELD "LASTS"

Last Game: 6/24/70 (W, 5-4 vs SF)

Attendance: 28,027

At-Bat: Bobby Bonds (SF), 6/24/70

Hit: Lee May (Cin), 6/24/70

Run: Lee May (Cin), 6/24/70

Single: Tito Fuentes (SF), 6/24/70

Double: Bernie Carbo (Cin), 6/24/70

Triple: Pete Rose (Cin), 6/24/70

Home Run: Lee May (Cin), 6/24/70

Walk: Hal Lanier (SF), 6/24/70

Strikeout: Bobby Bonds (SF), 6/24/70

Win: Wayne Granger (Cin), 6/24/70

REDS MANAGERS SINCE 1900


Manager	Year(s)	W-L	Pct.	Manager	Year(s)	W-L	Pct.
Robert Allen	1900	62-77	.446	Birdie Tebbetts	'54-58	372-357	.510
John McPhee	'01-02	79-124	.389	Jimmy Dykes	'58	24-17	.585
Frank Bancroft	'02	10-7	.588	Mayo Smith	'59	35-45	.438
Joseph Kelley	'02-05	274-230	.544	Fred Hutchinson	'59-64	443-372	.544
Ned Hanlon	'06-07	130-174	.428	Dick Sisler	'64-65	118-91	.565
John Ganzel	'08	73-81	.474	Don Heffner	'66	37-46	.446
Clark Griffith	'09-11	222-238	.483	Dave Bristol	'66-69	298-265	.529
Henry O'Day	'12	75-78	.490	Sparky Anderson	'70-78	863-586	.596
Joseph Tinker	'13	64-89	.418	John McNamara	'79-82	279-244	.533
Buck Herzog	'14-16	165-226	.422	Russ Nixon	'82-83	101-131	.435
Christy Mathewson	'16-18	165-177	.482	Vern Rapp	'84	51-70	.421
Heinie Groh	'18	7-3	.700	Pete Rose	'84-89	412-373	.525
Patrick Moran	'19-23	425-329	.564	Tommy Helms	'89	14-21	.400
Jack Hendricks	'24-29	469-450	.510	Lou Piniella	'90-92	255-231	.525
Dan Howley	'30-32	177-285	.383	Tony Perez	'93	20-24	.455
Donie Bush	'33	58-94	.382	Davey Johnson	'93-95	204-172	.543
Robert O'Farrell	'34	26-58	.310	Ray Knight	'96-97, 2003	125-137	.477
Burt Shotton	'34	1-0	1.000	Jack McKeon	1997-2000	291-259	.529
Charles Dresen	'34-37	218-284	.434	Bob Boone	'01-03	190-238	.444
Bobby Wallace	'37	5-20	.200	Dave Miley	'03-05	125-164	.433
Bill McKechnie	'38-46	744-631	.541	Jerry Narron	'05-07	157-179	.467
John Neun	'47-48	117-137	.461	Pete Mackanin	'07	41-39	.513
Bucky Walters	'48-49	81-123	.397	Dusty Baker	'08-13	509-463	.524
Luke Sewell	'49-52	174-234	.426	Bryan Price	'14-18	279-387	.419
Earle Brucker	'52	3-2	.600	Jim Riggleman	'18	64-80	.444
Rogers Hornsby	'52-53	91-106	.462	David Bell	'19-present	106-116	.477
C. Buster Mills	'53	4-4	.500				

TOP 10 MANAGERS (TOTAL WINS)

Sparky Anderson	863-586
Bill McKechnie	744-631
Dusty Baker	509-463
Jack Hendricks	469-450
Fred Hutchinson	443-372
Patrick Moran	425-329
Pete Rose	412-373
Birdie Tebbetts	372-357
Dave Bristol	298-265
Jack McKeon	291-259

TOP 10 MANAGERS (WIN PCT., 50-GAME MIN.)

Sparky Anderson	.596 (863-586)
Dick Sisler	.563 (121-94)
Patrick Moran	.564 (425-329)
Joe Kelley	.545 (275-230)
Fred Hutchinson	.544 (443-372)
Davey Johnson	.543 (204-172)
Bill McKechnie	.541 (744-631)
John McNamara	.533 (279-244)
Dave Bristol	.5293 (298-265)
Jack McKeon	.5291 (291-259)



REDS COACHES SINCE 1900

The coaches listed below for years 1900-1935 were garnered from Total Baseball's master list of coaches. Because Total Baseball continues to update its list of coaches for the years 1900-1921, some omissions are possible during that time period.

AMALFITANO, Joe, 1982	HOUSE, J.R., 2019-20	PICKLER, Jeff, 2019-20
BARTELL, Dick, 1954-55	HUGHES, Dustin, 2015-18	PICO, Jeff, 2014-15
BELL, Jay, 2014-15	HUME, Tom, 1996-2007	PLAZA, Ron, 1978-83
BENSON, Vern, 1966-69	IRVING, Nate, 2019-20	POLE, Dick, 2007-09
BENAVIDES, Freddie, 2003, 2014-20	JACKSON, Grant, 1994-95	POWER, Ted, 2016-18
BERRY, Mark, 2003-13	JACOBY, Brook, 2007-13	PRICE, Bryan, 2010-13
BLADES, Ray, 1942	JARAMILLO, Tony, 2016-18	RIDDLE, John, 1958
BOMBARD, Marc, 1996	JENKINS, Mack, 2012-18	RIGGINS, Mark, 2016
BOONE, Bob, 1994	JOHNSON, Derek, 2019-20	RIGGLEMAN, Jim, 2015-18
BRAGAN, Jimmy, 1967-69	KAAT, Jim, 1984-85	ROBSON, Tom, 2003
BREEDEN, Scott, 1986-89	KELLY, George, 1935-37, '47-48	ROTHSCHILD, Larry, 1990-93
BRISTOL, Dave, 1966, '89, '93	KELLY, Pat, 2007, '18	ROUSH, Edd, 1938
BRUCKER, Earle, 1952	KIMM, Bruce, 1984-88	RUHLE, Vern, 2005-06
CARDENAL, Jose, 1993, 2002-03	KING, Clyde, 1959	SCHERGER, George, 1970-78, '83-86
CHAMBLISS, Chris, 2004-06	KLUSZEWSKI, Ted, 1970-78, '83	SEWELL, Luke, 1949
CHAPMAN, Ben, 1952	KNIGHT, Ray, 1993-95, 2002-03	SHEEHAN, Tom, 1935-37
CLYMER, Bill, 1925	LAND, Grover, 1925-28	SHEPARD, Larry, 1970-78
COLLINS, Dave, 1999-2000	LATHAM, Arlie, 1900	SHORE, Ray, 1963-67
COTHAM, Caleb, 2019-20	LEFEBVRE, Jim, 2002	SHOTTON, Burt, 1934
CRABTREE, Estel, 1943-44	LETT, Jim, 1986-89, '96	SIEVERS, Roy, 1966
CUCCINELLO, Tony, 1949-51	LITWHILER, Danny, 1951	SISLER, Dick, 1961-64
DARWIN, Danny, 2018	LOBERT, Hans, 1943-44	SMITH, Hal, 1968-69
DEAL, Cot, 1959-60	LOCKMAN, Whitey, 1960	SMITH, Steve, 2014
DeMARS, Billy, 1985-87	LONG, Don, 2014-18	SPARKS, Joe, 1984
DeSHIELDS, Delino, 2019-20	LOPEZ, Juan, 2008-13	SPEIER, Chris, 2008-13
DENT, Bucky, 2006-07	MATHER, Joe, 2020	STEFANSKI, Mike, 2004-18
DOOLAN, Mickey, 1930-32	MANCUSO, Gus, 1950	TEMPLE, Johnny, 1964
DORAN, Billy, 2001	MAY, Lee, 1988-89	TINSLEY, Lee, 2014-15
DOUGLAS, Otis, 1961-62	McCORMICK, Frank, 1956-57	TUNNELL, Lee, 2006, 2019-20
DUARTE, José, 2019-20	McLAREN, John, 1992	TURNER, Jim, 1961-65
DUNLOP, Harry, 1979-82, 1998-2000	McRAE, Hal, 1995-96	VALENTINE, Bobby, 1993
DYKES, Jimmy, 1955-58	MENKE, Denis, 1997-2000	VALLÉS, Rolando, 2019-20
EBERT, Derrin, 2018	MILEY, Dave, 1993	WALKER, Gee, 1946
ECKER, Donnie, 2019	MILLS, Buster, 1953	WALLACE, Bobby, 1926, '28
ENS, Jewell, 1933, '41	MOORE, Jackie, 1990-92	WARD, Turner, 2019
FERRICK, Tom, 1954-58	MOSES, John, 2005	WHISENANT, Pete, 1961-62
FISCHER, Bill, 1979-83	MOSES, Wally, 1959-60	WHISLER, Randy, 2004-05
FOLI, Tim, 2001-03	NARRON, Jerry, 2004-05	WIETELMANN, Whitey, 1966-67
GARRISON, Ford, 1953	NIXON, Russ, 1976-82	WILLIAMS, Otto, 1930
GOWDY, Hank, 1938-42, '45-46	OCEAK, Frank, 1965	WILLIAMS, Stan, 1984, 1990-91
GRAMMAS, Alex, 1970-75, '78	OESTER, Ron, 1993, 1997-2001	WILSON, Jim, 1939-40, '44-46
GREENWELL, Mike, 2001	ORTEGON, Ronnie, 2013	WINGO, Ivy, 1928-29, '36
GRIFFEY, Sr., Ken, 1997-2001	OTERO, Reggie, 1959-65	YOUNGBLOOD, Joel, 1994-97
GULLETT, Don, 1993-2005	PAGE, Phil, 1947-52	ZINTER, Alan, 2020
HADDIX, Harvey, 1969	PEITZ, Heinie, 1912, '16	
HARDER, Mel, 1966-68	PÉREZ, Cristian, 2019-20	
HATCHER, Billy, 2006-18	PEREZ, Tony, 1987-92	
HEILMANN, Harry, 1932	PERLOZZO, Sam, 1990-92	
HELMS, Tommy, 1983-89	PICINICH, Val, 1934	

ALL-TIME ROSTER, 1876-1900

 From the formation of the National League in 1876 to 1900, **222 players** appeared with the Reds in at least 1 game.

A (1)

ADDY, Bob, 2B/SS/3B/OF, 1877

B (17)

 BAILEY, King, P, 1895
 BALDWIN, Kid, C, 1885-90
 BARNES, Ross, SS, 1879
 BARRETT, Jimmy, OF, 1899-1900, 1906
 BEARD, Ollie, SS, 1889-90
 BECKLEY, Jake, 1B, 1897-1903
 BERKELBACK, Frank, OF, 1884
 BICKHAM, Dan, P, 1886
 BLANK, Fred, P, 1894
 BLIGH, Ned, C/OF, 1888
 BOOTH, Amos, C/SS/3B/P, 1876-77, '80
 BOYLE, Jack, C, 1886
 BREITENSTEIN, Ted, P/OF, 1897-1900
 BROWN, Stub, P, 1897
 BROWNING, Pete, OF, 1891-92
 BURKE, Eddie, OF, 1892, '95-97
 BURKE, Mike, SS, 1879

C (21)

 CANAVAN, Jim, OF, 1893-94
 CARPENTER, Hick, 3B, 1880, '82-89
 CARUTHERS, Bob, OF, 1893
 CHAMBERLAIN, Icebox, P, 1892-94
 CLACK, Bobby, OF/2B, 1876
 CLAPP, John, C, 1880
 CLARK, Bob, C, 1891
 CLINGMAN, Billy, SS, 1890
 CLINTON, Jim, OF, 1885
 COLEMAN, Percy, P, 1898
 COMISKEY, Charlie, 1B, 1892-94
 CONOVER, Ted, P, 1889
 CORCORAN, Tommy, SS, 1897-1906
 CORKHILL, Pop, OF, 1883-88, '91
 CRANE, Cannonball, P, 1891
 CRAWFORD, Sam, OF, 1899-1902
 CRONIN, Jack, P, 1899
 CROSS, Lem, P, 1893-94
 CUMMINGS, Candy, P, 1877
 CURTIS, Ervin Duane, OF, 1891
 CUTHBERT, Ned, OF, 1877

D (12)

 DAMMAN, Bill, P, 1897-99
 DARB, George, P, 1893
 DAUB, Dan, P, 1892
 DAVIS, Wiley, P, 1896
 DEAGLE, Ren, P/SS/OF, 1883-84
 DEAN, Dory, P, 1876
 DICKERSON, Buttercup, OF, 1878-79
 DOLAN, John, P, 1890
 DOWSE, Tom, C, 1892
 DUFFEE, Charlie, OF, 1893
 DURYEA, Jesse, P, 1889-92
 DWYER, Frank, P, 1892-99

E (4)

 EARLE, Billy, C, 1889
 EHRET, Red, P, 1896-97
 ELBERFIELD, Kid, SS/3B, 1899
 EWING, Buck, 1B, 1895-97

F (11)

 FENNELLY, Frank, SS, 1884-88
 FIELD, Sam, C/2B, 1876
 FISHER, Chauncey, P, 1894, '96
 FISHER, Cherokee, P, 1876
 FLYNN, Carney, P, 1894
 FOLEY, Will, 3B, 1876-77, '79
 FOREMAN, Brownie, P, 1896
 FOREMAN, Frank, P, 1890, '95-96
 FOURNIER, Henry, P, 1894

 FRISK, Emil, P, 1899
 FULMER, Chuck, SS, 1882-84

G (7)

 GASTRIGHT, Hank, P, 1896
 GEER, Billy, SS, 1878
 GENINS, Frank, SS/3B/OF, 1892
 GERHARDT, Joe, 2B, 1878-79
 GOAR, Jot, P, 1898
 GOULD, Charlie, 1B, 1876-77
 GREY, Bill, C/INF/OF, 1895-96

H (17)

 HAHN, Noodles, P/1B/OF, 1899-1905
 HALLIGAN, Jocko, OF, 1891-92
 HALLINAN, Jimmy, 2B, 1877
 HARRINGTON, Jerry, C, 1890-92
 HASTINGS, Scott, C, 1877
 HAWLEY, Pink, P, 1898-99
 HEMMING, George, P, 1892
 HENRY, George, OF, 1893
 HICKS, Nat, C, 1877
 HILL, Bill, P, 1898
 HOGAN, Marty, OF, 1894
 HOGRIEVER, George, OF, 1895
 HOLLIDAY, Bug, OF, 1889-98
 HOOVER, Buster, OF, 1892
 HOTALING, Pete, OF, 1879
 HOUTZ, Lefty, OF, 1899
 HOY, Dummy, OF, 1894-97, 1902

I (3)

 INKS, Bert, P, 1896
 IRWELL, Bill, P, 1886
 IRWIN, Charlie, 3B, 1896-1901

J (2)

 JONES, Bumpus, P, 1892-93
 JONES, Charley, OF, 1876-78, '83-87

K (10)

 KAHOE, Mike, C, 1895, 1899-1901
 KAPPEL, Heinie, INF/OF, 1887-88
 KEENAN, Jim, C, 1885-91
 KELLY, King, OF/C/3B, 1878-79
 KEMMLER, Rudy, C/OF, 1882
 KESSLER, Henry, SS, 1876-77
 KING, Silver, P, 1893
 KNAUSS, Frank, P, 1892
 KNIGHT, Joe, OF, 1890
 KUEHNE, Bill, 3B/2B, 1892

L (4)

 LATHAM, Arlie, 3B, 1890-95
 LEONARD, Andy, SS/3B, 1880
 LEWIS, Fred, OF, 1886
 LUFF, Henry, 1B, 1882

M (33)

 MACULLAR, Jimmy, OF, 1882-83
 MAGNER, John, OF, 1879
 MAHONEY, Dan, C, 1892
 MANNING, Jack, OF/SS, 1877, '80
 MANSELL, Mike, OF, 1880
 MANSELL, Tom, OF, 1884
 MARR, Lefty, OF/3B, 1886, '90-91
 MASKREY, Leech, 3B/OF, 1886
 MASSEY, Bill, 1B, 1894
 MATHEWS, Bobby, P, 1877
 McBRIDE, Algie, OF, 1898-1901
 McCAFFREY, Harry, P, 1885
 McCARTHY, Jack, OF, 1893-94
 McCORMICK, Harry, P/OF, 1882-83
 McFARLAND, Herrm, OF, 1898
 McGILL, Willie, P, 1892

McGINNIS, Jumbo, P, 1887

 McGUIRE, Murray, P, 1894
 McKEON, Larry, P, 1885-86
 McPHEE, Bid, 2B, 1882-99
 McVEY, Cal, 1B/3B, 1878-79
 MEAKIM, George, P, 1892
 MERRITT, Bill, C, 1894-95
 MEYERLE, Levi, SS/2B, 1877
 MILLER, Dusty, OF, 1895-99
 MILLER, George, C, 1877, '84
 MITCHELL, Bobby, P, 1877-78
 MOTZ, Frank, 1B, 1893-94
 MOUNTJOY, Billy, P, 1883-85
 MULLANE, Tony, P, 1886-93
 MURPHY, Connie, C, 1893-94
 MURPHY, Joe, P, 1886
 MURPHY, Morgan, C, 1892-95

N (2)

 NEAGLE, Jack, P/OF, 1879
 NICOL, Hugh, OF, 1887-90

O (2)

 O'CONNOR, Jack, C, 1887-88
 O'NEIL, Tip, OF, 1892

P (13)

 PARROTT, Tom, P/INF/OF, 1893-95
 PARSONS, John, OF, 1884
 PECHINEY, George, P, 1885-86
 PEITZ, Heinie, C/2B, 1896-1904
 PEOPLES, Jimmy, P/C/INF/OF, 1884-85
 PETTY, Charlie, P, 1889
 PFANN, Bill, P, 1894
 PHILLIPS, Bill, P, 1895, 1899-1903
 PIERSON, Dave, P/C/INF/OF, 1876
 PIKE, Lip, OF, 1877-78
 POWELL, Abner, OF, 1886
 POWERS, Phil, C, 1882-85
 PURCELL, Blondie, OF/P, 1879-80

Q (0)
R (11)

 RADBOURN, Old Hoss, P, 1891
 REARDON, Jeremiah, P, 1886
 REDMOND, Billy, SS, 1877
 REEDER, Icicle, OF, 1884
 REILLEY, Charlie, C, 1880
 REILLY, Long John, 1B, 1880, '83-91
 RETTGER, George, P, 1892
 RHINES, Billy, P, 1890-92, '95-97
 RICHMOND, Lee, P/OF, 1886
 RITCHEY, Claude, SS, 1897
 RYAN, Johnny, OF, 1877

S (27)

 SAY, Lou, SS, 1880
 SCHRIVER, Pop, C, 1897
 SELBACH, Kip, OF, 1899
 SERAD, Billy, P, 1887-88
 SEYBOLD, Socks, OF, 1899
 SHALLIX, Gus, P, 1884-85
 SHEA, Mike, P, 1887
 SLATTERY, Mike, OF, 1891
 SMITH, Elmer E., P/OF, 1886-89, '98-1900
 SMITH, Germany, SS, 1891-96
 SMITH, Harry, C, 1877
 SMITH, Jud, 3B, 1893
 SMITH, Pop, 2B, 1880
 SMITH, Rex, P, 1886
 SNYDER, Pop, C, 1882-86
 SNYDER, Redleg, OF, 1876
 SOMMER, Joe, OF, 1880, '82-83

 SPIES, Harry, C, 1895
 STEARNS, Ecky, 1B, 1882
 STEINFELDT, Harry, 3B/2B, 1898-1905
 STENZEL, Jake, OF, 1899
 STEPHENS, Ben, P, 1892
 STEPHENS, Clarence, P, 1886, '91
 SULLIVAN, Chub, 1B, 1877-78
 SULLIVAN, Mike, P, 1892-93
 SWEASY, Charlie, 2B, 1876
 SYLVESTER, Lou, OF, 1886

T (6)

 TANNEHILL, Jesse, P, 1894, 1911
 TAYLOR, Jack, P, 1899
 TEBEAU, White Wings, OF, 1887-89
 THOMPSON, Tug, OF, 1882
 TIERNEY, Bill, 1B, 1882
 TRAFFLEY, Bill, C, 1883

U (1)

ULRICH, George, OF, 1893

V (2)

 VAUGHN, Farmer, C, 1886, '92-99
 VIAU, Lee, P, 1888-90

W (16)

 WARD, Piggy, OF, 1893
 WATSON, Mother, P, 1887
 WEIHE, Podge, OF, 1883
 WELCH, Curt, OF, 1892
 WEST, Buck, OF, 1884
 WEYHING, John, P, 1888
 WHEELER, Harry, OF, 1879-80, '82
 WHITE, Deacon, C, 1878-80
 WHITE, Will, P, 1878-80, '82-86
 WHITROCK, Bill, P, 1894
 WIDNER, Wild Bill, P, 1887
 WILLIAMS, Dale, P, 1876
 WOOD, Bob, C, 1898-1900
 WOOD, George, OF, 1892
 WOULFE, Jimmy, 3B/OF, 1884
 WRIGHT, Sam, SS, 1880

X, Y, Z (0)
MANAGERS (14)

 ADDY, Bob, 1877
 CAYLOR, Ollie, 1885-86
 CLAPP, John, 1880
 COMISKEY, Charlie, 1892-94
 EWING, Buck, 1895-99
 GOULD, Charlie, 1876
 LOFTUS, Tom, 1890-91
 MANNING, Jack, 1877
 McVEY, Cal, 1878-79
 PIKE, Lip, 1877
 SCHMELZ, Gus, 1887-89
 SNYDER, Pop, 1882-83, '84
 WHITE, Deacon, 1879
 WHITE, Will, 1884

ALL-TIME ROSTER SINCE 1900

Since 1900, 1,873 players appeared in at least 1 game with the Reds

A (62)

ABAD, Andy, 1B/OF, 2006
 ABERNATHY, Ted, P, 1967-68
 ABRAMS, Cal, OF, 1952
 ABRAMS, George, P, 1923
 ABREU, Joe, INF, 1942
 ACEVEDO, Jose, P, 2001-04
 ACKER, Tom, P, 1956-59
 ADAMS, Bobby, INF, 1946-55
 ADAMS, Karl, P, 1914
 ADAMS, Sparky, INF, 1933-34
 ADCOCK, Joe, INF/OF, 1950-52
 ADCOCK, Nate, P, 2015
 ADKINS, Jon, P, 2008
 AFENIR, Troy, C, 1992
 ADLEMAN, Tim, P, 2016-17
 AFFELDT, Jeremy, P, 2008
 AKIYAMA, Shogo, OF, 2020
 ALANIZ, R.J., P, 2019
 ALCALA, Santo, P, 1976-77
 ALCANTARA, Arismendy, IF/OF, 2017
 ALLEN, Chuck, INF, 1941-44
 ALLEN, Bob, INF, 1900
 ALLEN, Ethan, OF, 1926-30
 ALLEN, Nick, C, 1918-20
 ALMANZAR, Carlos, P, 2002
 ALMEIDA, Rafael, INF, 1911-13
 ALONSO, Yonder, INF, 2010-11
 ALTIZER, Dave, INF, 1910-11
 ANTONE, Tejay, P, 2020
 ALVAREZ, Rogelio, INF, 1960, '62
 AMES, Red, P, 1913-15
 AMOR, Vicente, P, 1957
 ANDERSON, Harry, INF/OF, 1960-61
 ANDERSON, Jimmy, P, 2003
 ANDERSON, Mike, P, 1993
 ANDERSON, Wingo, P, 1910
 ANDREWS, Nate, P, 1946
 ANTHONY, Eric, OF/INF, 1995-96
 APPLETON, Pete, P, 1927-28
 AQUINO, Aristides, OF, 2018-20
 ARCHER, Jimmy, C, 1918
 ARMBRISTER, Ed, OF, 1973-77
 ARMSTRONG, Jack, P, 1988-91
 ARNOVICH, Morrie, OF, 1940
 ARREDONDO, Jose, P, 2011-12
 ARRIGO, Gerry, P, 1965-69
 ARROYO, Bronson, P, 2006-13, '17
 ARROYO, Luis, P, 1959
 ASBJORNSON, Asby, C, 1931-32
 ASH, Ken, P, 1928-30
 ASTIN, Barrett, P, 2017
 ATCHLEY, Justin, P, 2001
 AUERBACH, Rick, INF, 1977-80
 AURILIA, Rich, INF, 2005-06
 AUSTIN, Jeff, P, 2003
 AUTRY, Chick, OF, 1907, '09
 AVERY, Steve, P, 1999
 AVREA, Jim, P, 1950
 AXELROD, Dylan, P, 2014-15
 AYALA, Bobby, P, 1992-93
 AYBAR, Manny, P, 2000
 AZCUE, Joe, C, 1960

B (187)

BACZEWSKI, Fred, P, 1953-55
 BADENHOP, Burke, P, 2015
 BAGBY, Jim, P, 1912
 BAILEY, Bob, INF/OF, 1976-77
 BAILEY, Ed, C, 1953-61
 BAILEY, Homer, P, 2007-18
 BAILEY, Jim, P, 1959
 BAIR, Doug, P, 1978-81
 BAKER, Bill, C, 1940-41
 BAKER, Ernie, P, 1905
 BAKO, Paul, C, 2008
 BALCENA, Bobby, OF, 1956
 BALDSCHEIN, Jack, P, 1966-67
 BALDWIN, Frank, C, 1953
 BALE, John, P, 2003
 BALENTI, Mike, INF, 1911
 BALENTIEN, Wladimir, OF, 2009
 BALESTER, Collin, P, 2015
 BANEY, Dick, P, 1973-74
 BANKHEAD, Scott, P, 1992
 BARKER, Kevin, INF, 2009
 BARRANCA, German, INF, 1981-82
 BARRETT, Jimmy, OF, 1899-1900, '06
 BARRETT, Red, P, 1937-40
 BARRY, Shad, INF/OF, 1905-06
 BARTEE, Kimera, OF, 2000
 BARTON, Bob, C, 1973
 BATES, Billy, INF, 1990
 BATES, Johnny, OF, 1911-14
 BATTS, Matt, C, 1955-56
 BAUER, Trevor, P, 2019-20
 BAUMER, Jim, INF, 1961
 BAUMHOLTZ, Frank, OF, 1947-49
 BAY, Harry, OF, 1901-02
 BAYLESS, Dick, OF, 1908
 BEALL, Johnny, OF, 1915-16
 BEAUCHAMP, Jim, INF/OF, 1968-69
 BECK, Clyde, INF, 1931
 BECK, Erve, OF, 1902
 BECK, Fred, OF, 1911
 BECK, Walter, P, 1945
 BECKER, Beals, OF, 1913
 BECKLEY, Jake, P/INF, 1897-03
 BECKMAN, Jim, P, 1927-28
 BEEBE, Fred, P, 1910
 BEELER, Jodie, INF, 1944
 BEGGS, Joe, P, 1940-44, '46-47
 BEGLEY, Jim, INF, 1924
 BEHNEY, Mel, P, 1970
 BELCHER, Tim, P, 1992-93
 BELINDA, Stan, P, 1997-99
 BELINSKY, Bo, P, 1970
 BELISLE, Matt, P, 2003-08
 BELK, Tim, INF, 1996
 BELL, Buddy, INF, 1985-88
 BELL, Gus, OF, 1953-61
 BELL, Mike, INF, 2000
 BELL, Rob, P, 2000-01
 BELL, Trevor, P, 2014
 BELLHORN, Mark, INF, 2007
 BENAVIDES, Freddie, INF, 1991-92
 BENCH, Johnny, C/INF, 1967-83
 BENGE, Ray, P, 1938
 BENTON, Larry, P, 1930-34

BENTON, Rube, P, 1910-15, '23-25
 BENZINGER, Todd, INF, 1989-91
 BERE, Jason, P, 1998-99
 BERENYI, Bruce, P, 1980-84
 BERGEN, Bill, C, 1901-03
 BERGER, Wally, OF, 1938-40
 BERGHAMMER, Marty, INF, 1913-14
 BERGOLLA, William, INF, 2005
 BERNADINA, Roger, OF, 2014
 BERROA, Geronimo, OF, 1992
 BERRYHILL, Damon, C, 1995
 BESCHER, Bob, OF, 1908-13
 BETTS, Hal, C, 1913
 BEVAN, Hal, C, 1961
 BICHETTE, Dante, OF, 2000
 BIDDLE, Jesse, P, 2020
 BIEMILLER, Harry, P, 1925
 BIITNER, Larry, INF/OF, 1981-82
 BILARDELLO, Dann, C, 1983-85
 BILKO, Steve, INF, 1958
 BILLINGHAM, Jack, P, 1972-77
 BIRTSAS, Tim, P, 1988-90
 BLACK, Joe, P, 1955-56
 BLACKBURN, Earl, C, 1912-13
 BLACKBURN, Jim, P, 1948, '51
 BLACKBURN, Lena, INF, 1918
 BLACKWELL, Ewell, P, 1942, '46-52
 BLAIR, Paul, OF, 1979
 BLAKE, Ed, P, 1951-53
 BLAKELY, Linc, OF, 1934
 BLANDINO, Alex, INF, 2018-19
 BLANKENSHIP, Cliff, INF, 1905
 BLASINGAME, Don, INF, 1961-63
 BLATERIC, Steve, P, 1971
 BLOODWORTH, Jimmy, INF, 1949-50
 BLOOMQUIST, Willie, OF, 2010
 BLOTT, Jack, C, 1924
 BLUEGE, Otto, INF, 1932-33
 BLUEJACKET, Jim, P, 1916
 BOEHMER, Len, INF, 1967
 BOESCH, Brennan, OF, 2015
 BOHNE, Sammy, INF, 1921-26
 BOLGER, Jim, OF, 1950-51, '54
 BOLTON, Tom, P, 1992
 BONES, Ricky, P, 1997
 BONG, Jung Keun, P, 2004
 BONGIOVANNI, Nino, OF, 1938-39
 BONHAM, Bill, P, 1978-80
 BEEBA, Fred, P, 2017
 BOOKER, Chris, P, 2005
 BOONE, Aaron, INF, 1997-2003
 BOONE, Bret, INF, 1994-98
 BORBON, Pedro, P, 1970-79
 BORDAGARAY, Frenchy, OF, 1939
 BORKOWSKI, Bob, OF, 1952-55
 BOROS, Steve, INF, 1964-65
 BOSSER, Mel, P, 1945
 BOTTOMLEY, Jim, INF, 1933-35
 BOURGEOIS, Jason, OF, 2014-15
 BOWMAN, Joe, P, 1945
 BOWMAN, Matt, P, 2019
 BOYD, Ray, P, 1911
 BRADFORD, Buddy, OF, 1971
 BRADLEY, Archie, P, 2020
 BRADLEY, Scott, C, 1992
 BRADY, Neal, P, 1925
 BRAGG, Darren, OF, 2004
 BRAGGS, Glenn, OF, 1990-92

BRAIN, Dave, OF, 1908
 BRANSON, Jeff, INF, 1992-97
 BRANTLEY, Jeff, P, 1994-97
 BRANYAN, Russell, INF/OF, 2002-03
 BRAVO, Angel, OF, 1970-71
 BRAY, Bill, P, 2006-08, '10-12
 BREEDEN, Dan, C, 1969
 BREITENSTEIN, Ted, P/OF, 1897-1900
 BRENNAN, Don, C, 1934-37
 BRENTON, Lynn, P, 1920-21
 BRESSLER, Rube, P/INF/OF, 1917-27
 BREWSTER, Charlie, INF, 1943
 BRICE, Austin, P, 2017-18
 BRIDGES, Marshall, P, 1960-61
 BRIDGES, Rocky, INF, 1953-57
 BRIDWELL, Al, INF, 1905
 BRIGHT, Harry, INF, 1963
 BRITTAI, Paul, P, 1937
 BROSNAN, Jim, P, 1959-63
 BROVIA, Joe, OF, 1955
 BROWER, Jim, P, 2001-02
 BROWN, Curly, P, 1915
 BROWN, Jumbo, P, 1937
 BROWN, Keith, P, 1988, '90-92
 BROWN, Marty, INF, 1988-89
 BROWN, Mordecai, P, 1913
 BROWN, Scott, P, 1981
 BROWNING, Tom, P, 1984-94
 BROXTON, Jonathan, P, 2012-14
 BRUGGY, Frank, C, 1925
 BRUMFIELD, Jacob, OF, 1992-94
 BRUCE, Jay, OF, 2008-16
 BUCHANAN, Bob, P, 1985
 BUCHANAN, Jake, P, 2017
 BUDZINSKI, Mark, OF, 2003
 BURBA, Dave, P, 1995-97
 BURGESS, Smoky, C, 1955-58
 BURKHART, Ken, P, 1948-49
 BURNS, Bill, P, 1910-11
 BURNS, George, OF, 1922-24
 BURNS, Joe, OF, 1910
 BURNS, Mike, P, 2006
 BURNSIDE, Sheldon, P, 1980
 BURPO, George, P, 1946
 BURTON, Jared, P, 2007-11
 BUSH, Guy, P, 1945
 BUSHELMAN, Jack, P, 1909
 BUSHING, Chris, P, 1993
 BUTERA, Sal, C, 1986-87
 BYERLY, Bud, P, 1950-52
 BYRD, Marlon, OF, 2015
 BYRD, Sammy, OF, 1935-36

C (142)

CABRERA, Jolbert, INF/OF, 2008
 CABRERA, Orlando, SS, 2010
 CABRERA, Ramon, C, 2015-16
 CADARET, Greg, P, 1993
 CAIRO, Miguel, INF, 2010-12
 CALDWELL, Mike, P, 1977
 CALLAGHAN, Marty, OF, 1928, '30
 CALLAHAN, Ray, P, 1915
 CAMERON, Mike, OF, 1999
 CAMPBELL, Archie, P, 1930
 CAMPBELL, Billy, P, 1907-09
 CAMPBELL, Gilly, C, 1935-37
 CANTU, Jorge, INF, 2007
 CANTWELL, Tom, P, 1909-10

CAPILLA, Doug, P, 1977-79
 CARBO, Bernie, OF, 1969-72
 CARDENAS, Leo, INF, 1960-68
 CARMAN, Don, P, 1991
 CARMICHAEL, Chet, P, 1909
 CARR, Charlie, INF, 1906
 CARRARA, Giovanni, P, 1996-97
 CARRASCO, Hector, P, 1994-97
 CARROLL, Clay, P, 1968-75
 CARROLL, Owen, P, 1930-32
 CARROLL, Tom, P, 1974-75
 CARTER, Arnold, P, 1944-45
 CARTER, Howard, INF, 1926
 CASALI, Curt, C, 2018-20
 CASCARELLA, Joe, P, 1937-38
 CASE, Charlie, P, 1901
 CASEY, Sean, 1B, 1998-2005
 CASTELLANOS, Nick, OF, 2020
 CASTILLO, Luis, P, 2017-20
 CASTILLO, Wilkin, C/OF/INF, 2008-09
 CASTLETON, Roy, P, 1909-10
 CASTRO, Juan, INF, 2000-04, '06-08
 CATO, Keefer, P, 1983-84
 CAVENEY, Ike, INF, 1922-25
 CEDEÑO, Cesar, OF, 1982-85
 CERROS, Juan, P, 2003
 CHACIN, Alejandro, P, 2017
 CHACON, Elio, INF, 1960-61
 CHAMBLEE, Jim, INF, 2003
 CHANEY, Darrel, INF, 1969-75
 CHAPMAN, Aroldis, P, 2010-15
 CHAPMAN, Calvin, INF, 1935-36
 CHAPMAN, Harry, C, 1913
 CHAPPELLE, Bill, P, 1909
 CHARLES, Chappy, INF, 1909-10
 CHARLTON, Norm, P, 1988-92, 2000
 CHASE, Hal, INF, 1916-18
 CHECH, Charlie, P, 1905-06
 CHEN, Bruce, P, 2002
 CHOO, Shin-Soo, OF, 2013
 CHOZEN, Harry, C, 1937
 CHRISTENSEN, Walter, OF, 1926-27
 CHRISTIANI, Nick, P, 2013-14
 CHRISTMAS, Steve, C, 1983
 CHURCH, Bubba, P, 1952-53
 CINGRANI, Tony, P, 2012-17
 CLARK, Brady, OF, 2001-02
 CLARK, Jermaine, OF, 2004
 CLARKE, Al, P, 1921
 CLARKE, Tommy, C, 1909-17
 CLAUSSEN, Brandon, P, 2004-06
 CLAY, Dain, OF, 1943-46
 CLAYTON, Royce, INF, 2006
 CLINE, Ty, OF, 1970-71
 CLONINGER, Tony, P, 1968-71
 COAKLEY, Andy, P, 1907-08
 COATES, Jim, P, 1963
 COATES, Buck, OF, 2007
 COCHRAN, Al, P, 1915
 COFFEY, Todd, P, 2005-08
 COKER, Jim, C, 1964-67
 COLEMAN, Gordy, INF, 1960-67
 COLEMAN, Vince, OF, 1996
 COLES, Chuck, OF, 1958
 COLES, Damell, INF, 1992
 COLLINS, Dave, OF, 1978-81, '87-89
 COLLUM, Jackie, P, 1953-55
 COLÓN, Christian, INF, 2019-20
 COMBE, Geoff, P, 1980-81
 COMOROSKY, Adam, OF, 1934-35
 COMPTON, Jack, P, 1911
 CONCEPCION, Dave, INF, 1970-88
 CONINE, Jeff, INF, 2007

CONLEY, Jim, P, 1918
 CONTRERAS, Carlos, P, 2014-15
 COOK, Cliff, INF, 1959-62
 COOKE, Dusty, OF, 1938
 COOKE, Steve, P, 1998
 COOPER, Walker, C, 1949-50
 CORBITT, Claude, INF, 1946, '48-49
 CORCINO, Daniel, P, 2014
 CORCORAN, Mickey, INF, 1910
 CORCORAN, Tommy, INF, 1897-1906
 CORDERO, Francisco, P, 2008-11
 CORMIER, Rheel, P, 2006-07
 CORRALES, Pat, C, 1968-72
 CORRELL, Vic, C, 1978-80
 COSTANZO, Mike, INF, 2012
 COSTO, Tim, INF/OF, 1992-93
 COTHAM, Caleb, P, 2016
 COUCH, Johnny, P, 1922-23
 COULSON, Bob, OF, 1908
 COUMBE, Fritz, P, 1920-21
 COURTRIGHT, John, P, 1995
 COURTLANGUS, Jon, P, 2007
 COVELESKI, Harry, P, 1910
 COZART, Zack, SS, 2011-17
 CRABTREE, Estel, OF, 1929, '31-32, '43-44
 CRAFT, Harry, OF, 1937-42
 CRAIG, Roger, P, 1965
 CRAMER, Bill, P, 1912
 CRANE, Sam, INF, 1920-21
 CRAWFORD, Pat, INF, 1930
 CRAWFORD, Sam, OF, 1899-1902
 CREGAN, Pete, OF, 1903
 CRESS, Walker, P, 1948-49
 CRISCOLA, Tony, OF, 1944
 CRITZ, Hughie, INF, 1924-30
 CROCKETT, Kyle, P, 2018
 CROMER, D.T., INF, 2000-01
 CROMLINTON, Ned, OF, 1910
 CROSBY, Ed, INF, 1973
 CROUCH, Jack, C, 1933
 CROWE, George, INF, 1956-58
 CROWELL, Jim, P, 1997
 CROWLEY, Terry, INF/OF, 1974-75
 CRUZ, Enrique, INF, 2007
 CRUZ, Hector, OF, 1979-80
 CRUZ, Jacob, 1B/OF, 2004-05
 CRUZ, Tony, C, 2018
 CUCCINELLO, Tony, INF, 1930-31
 CUPELLAR, Mike, P, 1959
 CUETO, Johnny, P, 2008-15
 CUETO, Manuel, C, 1917-19
 CULLOP, Nick, OF, 1930-31
 CULVER, George, P, 1968-69
 CURRIE, Clarence, P, 1902
 CUYLER, Kiki, OF, 1935-37

D (102)

DALE, Gene, P, 1915-16
 DALEY, Tom, OF, 1908
 DALY, Tom, INF, 1903
 DANIELS, Bert, OF, 1914
 DANIELS, Kal, OF, 1986-89
 DARCY, Pat, P, 1974-76
 DASSO, Frank, P, 1945-46
 DAUBERT, Jake, INF, 1919-24
 DAUGHTERY, Jack, OF/INF, 1993
 DAVENPORT, Dave, P, 1914
 DAVIDSON, Matt, INF/DH, 2020
 DAVIDSON, Ted, P, 1965-68
 DAVIS, Eric, OF, 1984-91, '96
 DAVIS, Frank, P, 1912
 DAVIS, George, OF, 1937-38
 DAVIS, Lance, P, 2001

DAVIS, Lefty, OF, 1907
 DAVIS, Rookie, P, 2017
 DAVIS, Roy, P, 1936-39
 DAVIS, Spud, C, 1937-38
 DAWKINS, Gookie, INF, 1999-2000, '02
 DAY, Clyde, P, 1926
 DEAL, John, INF, 1906
 De JESUS JR., Ivan, INF, 2015-16
 De La CRUZ, Tommy, P, 1944
 De La HOZ, Mike, INF, 1969
 De LEÓN, José, P, 2020
 De Los SANTOS, Abel, P, 2016
 DeARMOND, Charlie, INF, 1903
 DeFREITES, Arturo, INF, 1978-79
 DEISEL, Pat, C, 1903
 DEJAN, Mike, OF, 1940
 DELAHANTY, Jim, INF, 1906
 DEL ROSARIO, Enierio, P, 2010
 DELABAR, Steve, P, 2016
 DeLUCIA, Rich, P, 1994
 DEMPSTER, Ryan, P, 2002-03
 DENNICK, Ryan, P, 2014
 DENNY, John, P, 1986
 DENORFIA, Chris, OF, 2005-06
 DePHILLIPS, Tony, C, 1943
 DERRICK, Claud, INF, 1914
 DERRINGER, Paul, P, 1933-42
 DeSCLAFANI, Anthony, P, 2015-16, '18-20
 DESSENS, Elmer, P, 2000-02
 DEVORE, Josh, OF, 1913
 DIAZ, Bo, C, 1985-89
 DIAZ, Dayan, P, 2016
 DIAZ, Jumbo, P, 2014-16
 DIBBLE, Rob, P, 1988-93
 DIBUT, Pedro, P, 1924-25
 DICKERSON, Chris, OF, 2008-10
 DICKSON, Jim, P, 1964
 DIETRICH, Derek, INF, 2019
 DIMAGGIO, Vince, OF, 1939-40
 DIXON, Brandon, INF/OF, 2018
 DIXON, Leo, C, 1929
 DOAK, Bill, P, 1912
 DOBBS, John, OF, 1901-02
 DOBERNIC, Jess, P, 1949
 DODGE, John, INF, 1913
 DOLAN, Al, INF, 1909
 DOLAN, Pat, OF, 1903-05
 DOMINGUEZ, Chris, INF/OF, 2015
 DONALDS, Ed, P, 1912
 DONLIN, Mike, OF, 1902-04
 DONOHUE, Pete, P, 1921-30
 DOOIN, Red, C, 1915
 DORAN, Bill, INF, 1990-92
 DORNER, Gus, P, 1906
 DORSETT, Brian, C, 1993-94
 DOSCHER, Jack, P, 1908
 DOTTERER, Dutch, C, 1957-60
 DOUGLAS, Phil, P, 1914-15
 DOUGLASS, Astyanax, C, 1921, '25
 DOUTHIT, Taylor, OF, 1931-33
 DOWNEY, Tom, INF, 1909-11
 DOYLE, Jim, INF, 1910
 DOYLE, Judd, P, 1910
 DRABOWSKY, Moe, P, 1962
 DRESSEN, Chuck, INF, 1925-31
 DREWS, Karl, P, 1954
 DRIESSEN, Dan, INF, 1973-84
 DROPO, Walt, INF, 1958-59
 DRUHOT, Carl, P, 1906
 DUFFALO, Jean, P, 1908-09
 DUFFALO, Jim, P, 1965
 DUFFY, Frank, INF, 1970-71
 DUKE, Zach, P, 2013, '19

DUMATRAIT, Phil, P, 2007
 DUMOULIN, Dan, P, 1977-78
 DUNCAN, Mariano, INF, 1989-91, '95
 DUNCAN, Pat, OF, 1919-24
 DUNN, Adam, OF, 2001-08
 DURBIN, Kid, OF, 1909
 DUREN, Ryne, P, 1964
 DURHAM, Leon, INF, 1988
 DURNBAUGH, Bobby, INF, 1957
 DUROCHER, Leo, INF, 1930-33
 DUVAL, Adam, OF, 2015-18
 DWYER, Joe, OF, 1937
 DYCK, Jim, OF, 1956

E (37)

EASTWICK, Rawly, P, 1974-77
 ECKERT, Al, P, 1930-31
 EDELEN, Joe, P, 1981-82
 EDMONDS, Jim, 1B/OF, 2010
 EDWARDS, Bruce, C, 1956
 EDWARDS, Hank, OF, 1951-52
 EDWARDS, Jim, P, 1928
 EDWARDS, Johnny, C, 1961-67
 EDWARDS, Sherman, P, 1934
 EGAN, Dick, INF, 1908-13
 EHRHARDT, Rube, P, 1929
 EISCHEN, Joey, P, 1997
 EISENHART, Jake, P, 1944
 ELLAM, Roy, INF, 1909
 ELLER, Hod, P, 1917-21
 ELLIOTT, Claude, P, 1904
 ELLIS, Sammy, P, 1962, '64-67
 ELLISON, Jason, OF, 2007
 ELMORE, Jake, INF/OF, 2014
 EMMER, Frank, INF, 1916, '26
 ENCARNACION, Edwin, INF, 2005-09
 ENCARNACION, Juan, OF, 2002
 ENGEL, Joe, P, 1917
 ENGLISH, Charlie, INF, 1937
 ENNIS, Del, OF, 1959
 ERAUTT, Eddie, P, 1947-51, '53
 ERICKSON, Hank, C, 1935
 ERVIN, Phillip, OF, 2017-20
 ERWIN, Tex, C, 1914
 ESASKY, Nick, INF/OF, 1983-88
 ESCALERA, Nino, INF/OF, 1954
 ESMOND, Jimmy, INF, 1911-12
 ESPY, Cecil, OF, 1993
 ESSICK, Bill, P, 1906-07
 ESTES, Shawn, P, 2002
 ETHERTON, Seth, P, 2003
 EWING, Bob, P, 1902-09

F (65)

FAHRER, Pete, P, 1914
 FANOVICH, Frank, P, 1949
 FARMER, Kyle, INF/C, 2019-20
 FARRELL, Luke, P, 2017
 FAUSETT, Buck, INF, 1944
 FEDEROWICZ, Tim, C, 2018
 FELDMAN, Scott, P, 2017
 FERGUSON, Bob, P, 1944
 FERNANDEZ, Jared, P, 1901-02
 FERNANDEZ, Osvaldo, P, 2000-01
 FERNANDEZ, Tony, INF, 1994
 FERRARA, Al, OF, 1971
 FIALA, Neil, INF, 1981
 FILIPOWICZ, Steve, OF, 1948
 FINNEGAN, Brandon, P, 2015-18
 FISCHER, Hank, P, 1966
 FISHER, Bob, INF, 1916
 FISHER, Carlos, P, 2009-11
 FISHER, Jack, P, 1969
 FISHER, Maury, P, 1955

FISHER, Ray, P, 1919-20
 FITTERRY, Paul, P, 1914
 FITZGERALD, Raymond, PH, 1931
 FLAGGER, Wally, INF, 1945
 FLETCHER, Sam, P, 1912
 FLOOD, Curt, OF, 1956-57
 FLORO, Dylan, P, 2018
 FLOWERS, Jake, INF, 1934
 FLYNN, Doug, INF, 1975-77
 FOGG, Josh, P, 2008
 FOHL, Lee, C, 1903
 FOILES, Hank, C, 1953, '62-63
 FOLEY, Tom, INF, 1983-85
 FONDY, Dee, INF/OF, 1958
 FONSECA, Lew, INF, 1921-24
 FORD, Hod, INF, 1926-31
 FORDYCE, Brook, C, 1996-98
 FORTUGNO, Tim, P, 1994
 FOSTER, George, OF, 1971-81
 FOSTER, Steve, P, 1991-94
 FOWLER, Art, P, 1954-57
 FOWLER, Joe, INF, 1923-25
 FOX, Bill, INF, 1901
 FOX, Howie, P, 1944-46, '48-51
 FRANCIS, Jeff, P, 2014
 FRANCISCO, Juan, INF, 2009-11
 FRANCO, John, P, 1984-89
 FRANCONA, Terry, INF/OF, 1987
 FRANK, Mike, OF, 1998
 FRANKLIN, Ryan, P, 2006
 FRASER, Chick, P, 1906
 FRAZIER, Joe, OF, 1956
 FRAZIER, Todd, INF, 2011-15
 FREED, Roger, INF, 1974
 FREEMAN, Hershell, P, 1955-58
 FREEMAN, Justin, P, 2013
 FREEL, Ryan, INF/OF, 2003-08
 FREESE, Gene, INF, 1961-63
 FREITAS, Tony, P, 1934-36
 FREY, Benny, P, 1929-36
 FREY, Lonny, INF, 1938-43, '46
 FRIDLEY, Jim, OF, 1958
 FRILL, John, P, 1912
 FROMME, Art, P, 1909-13
 FRYMAN, Woodie, P, 1977

G (99)

GAGLIANO, Phil, INF, 1973-74
 GAINES, Joe, OF, 1960-62
 GALAN, Augie, OF, 1947-48
 GALATZER, Milt, INF, 1939
 GALE, Rich, P, 1983
 GALLARDO, Yovani, P, 2018
 GALVIS, Freddy, INF, 2019-20
 GAMBLE, Lee, OF, 1935, '38-40
 GANT, Ron, OF, 1995
 GANZEL, John, INF, 1907-08
 GARCIA, Guillermo, C, 1998
 GARCIA, Jose, INF, 2020
 GARCIA, Leo, OF, 1987-88
 GARRETT, Amir, P, 2017-20
 GARRETT, Greg, P, 1971
 GASPARD, Harry, P, 1909-12
 GAUSMAN, Kevin, P, 2019
 GEARY, Bob, P, 1921
 GEHRMAN, Paul, P, 1937
 GEIER, Phil, OF, 1900
 GELBERT, Charley, INF, 1937
 GENNETT, Scooter, INF, 2017-19
 GEORGE, Lefty, P, 1915
 GERMANO, Justin, P, 2006
 GERNER, Ed, P, 1919
 GERNERT, Dick, INF, 1961
 GERONIMO, Cesar, OF, 1972-80

GETZ, Gus, INF, 1917
 GIBBON, Joe, P, 1971-72
 GIBRALTER, Steve, OF, 1995-96
 GILBERT, Buddy, OF, 1959
 GILBERT, Wally, INF, 1932
 GILL, Haddie, P, 1923
 GIL, Jerry, INF/OF, 2007
 GILLESPIE, John, P, 1922
 GLAUBER, Keith, P, 1998, 2000
 GLEESON, Jim, OF, 1941-42
 GLENDON, Martin, P, 1902
 GLOCKSON, Norm, C, 1914
 GOLDSTEIN, Lonnie, INF, 1943, '46
 GOMES, Jonny, OF, 2009-11
 GONDER, Jesse, C, 1962-63
 GONZALEZ, Alex, INF, 2007, '09
 GONZALEZ, Mike, C, 1914
 GONZALEZ, Raul, OF, 2001-02
 GONZALEZ, Tony, OF, 1960
 GOOCH, Johnny, C, 1929-30
 GOODMAN, Ival, OF, 1935-42
 GOODWIN, Brian, OF, 2020
 GOODWIN, Curtis, OF, 1996-97
 GOODWIN, Marv, P, 1925
 GORBOUS, Glen, OF, 1955
 GORDON, Keith, OF, 1993
 GOSLING, Mike, P, 2006-07
 GOSSELIN, Phil, INF, 2018
 GRACE, Mike, INF, 1978
 GRAHAM, Frank, INF, 1914
 GRAMMAS, Alex, INF, 1956-58
 GRANGER, Wayne, P, 1969-71
 GRANT, Eddie, INF, 1911-13
 GRANTHAM, George, INF, 1932-33
 GRATEROL, Juan, C, 2019
 GRAVES, Danny, P, 1997-2005
 GRAY, Jeff, P, 1988
 GRAY, Sonny, P, 2019-20
 GREEN, Gary, INF, 1992
 GREEN, Gene, C, 1963
 GREENE, Rick, P, 1999
 GREENE, Willie, INF, 1992-98
 GREENGRASS, Jim, OF, 1952-55
 GREGG, Kevin, P, 2015
 GREGG, Tommy, OF, 1993
 GREGORIUS, Didi, INF, 2012
 GREGORY, Frank, P, 1912
 GRIFFEY SR., Ken, OF, 1973-81, '88-90
 GRIFFEY JR., Ken, OF, 2000-08
 GRIFFIN, Mike, P, 1989
 GRIFFIN, Pat, P, 1914
 GRIFFITH, Clark, P, 1909
 GRIFFITH, Tommy, OF, 1915-18
 GRIM, Bob, P, 1960
 GRIMSLEY, Ross, P, 1971-73
 GRISSOM, Lee, P, 1934-39
 GROH, Heinie, INF, 1913-21
 GROSS, Don, P, 1955-57
 GROSS, Kip, P, 1990-91
 GROTT, Matt, P, 1995
 GUARDADO, Eddie, P, 2006-07
 GUDAT, Marv, P, 1929
 GUERRERO, Gabriel, OF, 2018
 GUERRERO, Wilton, INF, 2001-02
 GUESE, Whitey, P, 1901
 GUILLEN, Jose, OF, 2002-03
 GUIDA, Witt, P, 1940
 GULDEN, Brad, C, 1984
 GULLETT, Don, P, 1970-76
 GULLICKSON, Bill, P, 1986-87
 GUMBERT, Harry, P, 1944, '46-49
 GUZMAN, Juan, RHP, 1999

H (144)

HAAS, Bert, INF/OF, 1942-43, '46-47
 HABERER, Emil, C/INF, 1901, '03, '09
 HACKER, Warren, P, 1957
 HADDIX, Harvey, P, 1958
 HAFEY, Bud, OF, 1939
 HAFEY, Chick, OF, 1932-35, '37
 HAFFORD, Leo, P, 1906
 HAGUE, Joe, INF/OF, 1972-73
 HAHN, Noodles, P, 1899-1905
 HAINES, Jesse, P, 1918
 HAIRSTON JR., Jerry, IF/OF, 2008-09
 HALL, Charley, P, 1906-07
 HALL, Josh, P, 2003
 HALL, Tom, P, 1972-75
 HALLAHAN, Bill, P, 1936-37
 HAMILTON, Billy, OF, 2013-18
 HAMILTON, Joey, P, 2001-03
 HAMILTON, Josh, OF, 2007
 HAMMOND, Chris, P, 1990-92, 2006
 HAMMONDS, Jeffrey, OF, 1998-99
 HANCOCK, Josh, P, 2004-05
 HAND, Donovan, P, 2015
 HANDLEY, Lee, INF, 1936
 HANIGAN, Ryan, C, 2007-13
 HANNAHAN, Jack, INF, 2013-14
 HANSON, Erik, P, 1994
 HARANG, Aaron, P, 2003-10
 HARGRAVE, Bubbles, C, 1921-28
 HARLEY, Dick, OF, 1900-01
 HARMON, Chuck, INF/OF, 1954-56
 HARNISCH, Pete, P, 1998-01
 HARPER, George, OF, 1922-24
 HARPER, Jack, P, 1903-06
 HARPER, Tommy, OF, 1962-67
 HARRINGTON, Andy, P, 1913
 HARRIS, Bill, P, 1923-24
 HARRIS, Brendan, INF, 2006
 HARRIS, Greg, P, 1982-83
 HARRIS, Lenny, INF, 1988-89, '94-98
 HARRIS, Willie, INF/OF, 2012
 HARRIST, Earl, P, 1945
 HARTER, Frank, P, 1912-13
 HARTSEL, Topsy, OF, 1900
 HARVEY, Matt, P, 2018
 HATCHER, Billy, OF, 1990-92
 HATFIELD, Fred, INF, 1958
 HATTEBERG, Scott, 1B, 2006-08
 HATTON, Grady, INF, 1946-54
 HAUGSTAD, Phil, P, 1952
 HAYDEN, Gene, P, 1958
 HAYES, Ben, P, 1982-83
 HAYES, Drew, P, 2016
 HAYNES, Jimmy, P, 2002-04
 HAZLE, Bob, OF, 1955
 HEATH, Mickey, INF, 1931-32
 HEATHCOTE, Cliff, OF, 1931-32
 HEILEMAN, Chink, INF, 1901
 HEILMANN, Harry, OF, 1930, '32
 HEISEY, Chris, OF, 2010-14
 HEISMANN, Cresse, P, 1901-02
 HELMS, Tommy, INF, 1964-71
 HEMSLEY, Rollie, C, 1933, '42
 HENDERSON, Joe, P, 1976-77
 HENDERSON, Ken, OF, 1978-79
 HENDRICK, Harvey, INF, 1931-32
 HENRICH, Bobby, INF, 1957-59
 HENRY, Bill, P, 1960-65
 HENRY, Dwayne, P, 1992-93
 HERBERT, Ernie, P, 1913
 HEREDIA, Felix, P, 2003
 HERGET, Jimmy, P, 2019
 HERMAN, Babe, OF, 1932, '35-36
 HERMIDA, Jeremy, OF, 2011

HERNANDEZ, Ariel, P, 2017
 HERNANDEZ, Cesar, OF, 1992-93
 HERNANDEZ, David, P, 2018-19
 HERNANDEZ, Ramon, C, 2009-11
 HERNANDEZ, Xavier, P, 1995-96
 HERRERA, Daniel Ray, P, 2008-10
 HERRERA, Dionel, INF/OF, 2018
 HERRERA, Rosell, INF/OF, 2018
 HERRMANN, LeRoy, P, 1935
 HERSHBERGER, Willard, C, 1938-40
 HERZOG, Buck, INF, 1914-16
 HETKI, John, P, 1945-48, '50
 HEUSSER, Ed, P, 1943-46
 HIGH, Andy, INF, 1932-33
 HILCHER, Whitey, P, 1931-32, '35-36
 HILL, Milton, P, 1991-93
 HILLER, Frank, P, 1952
 HILLMAN, Dave, P, 1962
 HINCHMAN, Bill, OF, 1905-06
 HINTON, Rich, P, 1976
 HITT, Roy, P, 1907
 HOAK, Don, INF, 1957-58
 HOBSBS, Bill, INF, 1913, '16
 HOBLITZELL, Dick, INF, 1908-14
 HOCK, Ed, OF, 1923-24
 HOERNER, Joe, P, 1977
 HOFFMAN, Guy, P, 1987
 HOGAN, Kenny, OF, 1921
 HOLBERT, Aaron, INF, 2005
 HOLCOMBE, Ken, P, 1948
 HOLDEN, Bill, OF, 1914
 HOLKE, Walter, INF, 1925
 HOLLAND, Mui, P, 1926
 HOLLANDSWORTH, Todd, OF, 2006
 HOLLINGSWORTH, Al, P, 1935-38
 HOLMBERG, David, P, 2014-15
 HOLT, Tyler, OF, 2015-16
 HOOK, Jay, P, 1957-61
 HOOKER, Cy, P, 1902-03
 HOOPER, Bob, P, 1955
 HOOVER, J.J., P, 2012-16
 HOPPER, Norris, OF, 2006-08
 HORSEY, Hanson, P, 1912
 HORST, Jeremy, P, 2011
 HOUSE, Frank, C, 1960
 HOUSEHOLDER, Paul, OF, 1980-84
 HOWARD, Thomas, OF, 1993-96
 HOWELL, Dixie, C, 1949-52
 HOWELL, Jay, P, 1980
 HOWELL, Millard, P, 1949
 HOY, Dummy, OF, 1894-97, 1902
 HUDEK, John, P, 1998-99
 HUDGINS, Jimmy, INF, 1925-26
 HUDSON, Luke, P, 2002, '04-05
 HUGGINS, Miller, INF, 1904-09
 HUGHES, Jared, P, 2018-19
 HUGHES, Keith, OF, 1993
 HUGHES, Tommy, P, 1948
 HUHN, Emil, C, 1916-17
 HULSWITT, Rudy, INF, 1908
 HUME, Tom, P, 1977-85, '87
 HUMMEL, Tim, INF, 2003-04
 HUMPHRIES, Bert, P, 1911-12
 HUNT, Ken, P, 1961
 HUNTER, Brian R., INF/OF, 1994-95
 HUNTER, Brian L., OF, 2000
 HUNTER, Ed, INF, 1933
 HURDLE, Clint, OF, 1982
 HURLEY, Jerry, C, 1901
 HUTCHINGS, Johnny, P, 1940-41
 HUTTON, Mark, P, 1998

I (6)

IGLESIAS, Jose, SS, 2019
 IGLESIAS, Raisel, P, 2015-20
 INGERSOLL, Bob, P, 1914
 IRIBAREN, Hernan, INF/OF, 2016
 IRWIN, Charlie, OF, 1896-1901
 IZTURIS, Cesar, INF, 2013

J (50)

JABLONSKI, Ray, INF, 1955-56
 JACKSON, Al, P, 1969
 JACKSON, Damian, INF, 1997-98
 JACKSON, Danny, P, 1988-90
 JACKSON, Mike, P, 1995
 JACOBS, Art, P, 1939
 JACOBUS, Larry, P, 1918
 JAMES, Charlie, OF, 1965
 JANISH, Paul, INF, 2008-11
 JANKOWSKI, Travis, OF, 2020
 JANSEN, Larry, P, 1956
 JARVIS, Kevin, P, 1994-97
 JAVIER, Julian, INF, 1972
 JAY, Joey, P, 1961-66
 JEFFCOAT, Hal, P, 1956-59
 JEFFERSON, Reggie, INF, 1991
 JEFFERSON, Stan, OF, 1991
 JENNINGS, Robin, OF, 2001
 JIMENEZ, D'Angelo, INF, 2003-05
 JOHNS, Ollie, P, 1905
 JOHNSON, Alex, OF, 1968-69
 JOHNSON, Bob, INF, 1968
 JOHNSON, Brian, C, 1999
 JOHNSON, Darrell, C, 1961-62
 JOHNSON, Deron, INF, 1964-67
 JOHNSON, George "Chief", P, 1913-14
 JOHNSON, Hank, P, 1939
 JOHNSON, Jason, P, 2006
 JOHNSON, Ken, P, 1961
 JOHNSON, Si, P, 1928-36
 JOHNSON, Syl, P, 1934
 JOHNSTON, Doc, INF, 1909
 JONES, Chris, OF, 1991
 JONES, Jeff, INF/OF, 1983
 JONES, Mack, OF, 1968
 JONES, Nate, P, 2020
 JONES, Sherman, P, 1961
 JONES, Todd, P, 2004
 JONES, Tracy, OF, 1986-88
 JONES, Willie, INF, 1959-61
 JOOST, Eddie, INF, 1936-37, '39-42
 JORDAN, Buck, INF, 1937-38
 JORDAN, Niles, P, 1952
 JORDAN, Ricardo, P, 1998
 JORGENSEN, Pinky, OF, 1937
 JORGENSEN, Ryan, C, 2007
 JUDE, Frank, OF, 1906
 JUDSON, Howie, P, 1953-54
 JUST, Joe, C, 1944-45
 JUUL, Herb, P, 1911

K (74)

KAHOE, Mike, C, 1895, 1899-1901
 KAISER, Jeff, P, 1993
 KAMPOURIS, Alex, INF, 1934-38
 KANE, John, OF, 1907-08
 KARGER, Ed, P, 1909
 KASKO, Eddie, INF, 1959-63
 KATZ, Bob, P, 1944
 KAZAK, Eddie, INF, 1952
 KEARNS, Austin, OF, 2002-06
 KECK, Frank, P, 1922-23
 KEEFE, Bob, P, 1911-12
 KEISLER, Randy, P, 2005
 KELLEHER, Frank, OF, 1942-43

KELLEY, Joe, INF/OF, 1902-06

KELLY, Kenny, OF, 2005
 KELLNER, Alex, P, 1958
 KELLOGG, Bill, INF, 1914
 KELLUM, Win, P, 1904
 KELLY, Bob, P, 1953, '58
 KELLY, George, INF, 1927-30
 KELLY, Kenny, OF, 2005
 KELLY, Mike, OF, 1996-97
 KELLY, Roberto, OF, 1993-94
 KELS0, Bill, P, 1968
 KEMNER, Dutch, P, 1929
 KEMP, Matt, OF, 2019
 KENNEDY, Bill, P, 1956-57
 KENNEDY, Junior, INF, 1974, '78-81
 KENNEDY, Vern, P, 1945
 KEOUGH, Marty, INF/OF, 1962-65
 KEPPINGER, Jeff, INF/OF, 2007-08
 KERN, Jim, P, 1982
 KERWIN, Dan, OF, 1903
 KESSINGER, Keith, INF, 1993
 KESSNICK, Brooks, INF/OF, 2000
 KILLEFER, Red, OF, 1914-16
 KIM, Sun-Woo, P, 2006
 KIMMICK, Wally, INF, 1921-23
 KING, Clyde, P, 1953
 KING, Hal, C, 1973-74
 KIPPERT, Ed, OF, 1914
 KIRBY, Clay, P, 1974-75
 KIVLEHAN, Patrick, INF/OF, 2016-17
 KLAUS, Bob, INF, 1964
 KLEE, Ollie, OF, 1925
 KLEINHANS, Ted, P, 1934, '37-38
 KLING, Johnny, C, 1913
 KLINGENBECK, Scott, P, 1998
 KLIPPSTEIN, John, P, 1955-58, '62
 KLUSZEWSKI, Ted, INF, 1947-57
 KNETZER, Elmer, P, 1916-17
 KNICELY, Alan, C, 1983-85
 KNIGHT, Ray, INF, 1974, '77-81
 KNISELY, Pete, OF, 1912
 KOELLING, Brian, INF, 1993
 KOENIG, Mark, INF, 1934
 KOESTNER, Elmer, P, 1914
 KOLP, Ray, P, 1927-34
 KONERKO, Paul, INF, 1998
 KONNICK, Mike, C/INF, 1909-10
 KONSTANTY, Jim, P, 1944
 KOPF, Larry, INF, 1916-17, '19-21
 KOSCO, Andy, OF, 1973-74
 KOSMAN, Mike, INF, 1944
 KOY, Ernie, OF, 1941-42
 KRAUSE, Charles, INF, 1901
 KRENCHICKI, Wayne, INF, 1982-85
 KRESS, Charlie, INF, 1947, '49
 KRIVDA, Rick, P, 1998
 KROON, Marc, P, 1998
 KRUGER, Art, OF, 1907
 KRUEGER, Ernie, C, 1925
 KUHNEL, Joel, P, 2019-20
 KYLE, Andy, OF, 1912

L (82)

LaCOSS, Mike, P, 1978-81
 LAKEMAN, Al, C, 1942-47
 LAMANN0, Ray, C, 1941-42, '46-48
 LaMARRE, Ryan, OF, 2015
 LAMB, John, P, 2015-16
 LAMBERT, Clay, P, 1946-47
 LAMER, Pete, C, 1907
 LANDESTOY, Rafael, INF, 1981-83
 LANDRITH, Hobie, C, 1950-55
 LANDRUM, Bill, P, 1986-87, '93
 LANE, Jerry, P, 1954-55

LANG, Don, INF, 1938

LaPALME, Paul, P, 1956
 LARKIN, Andy, P, 2000
 LARKIN, Barry, INF, 1986-2004
 LARKIN, Stephen, INF, 1998
 LARSON, Brandon, INF, 2001-04
 LaROSS, Harry, OF, 1914
 LaRUE, Jason, C, 1999-2006
 LATOS, Mat, P, 2012-14
 LAVARNWAY, Ryan, C, 2019
 LAWING, Garland, OF, 1946
 LAWLESS, Tom, INF, 1982, '84
 LAWRENCE, Brooks, P, 1956-60
 LAYANA, Tim, P, 1990-91
 LEACH, Tommy, OF, 1915
 LEAKE, Mike, P, 2010-15
 LEAR, King, P, 1914-15
 LEARY, Frank, P, 1907
 LEARY, Tim, P, 1989
 LeCURE, Sam, P, 2010-15
 LEE, Bob, P, 1967-68
 LEE, Cliff, OF, 1924
 LEE, Terry, INF, 1990-91
 LEHR, Justin, P, 2009
 LEIBRANDT, Charlie, P, 1979-82
 LERCHEN, George, OF, 1953
 LESLEY, Brad, P, 1982-84
 LEWIS, Darren, OF, 1995
 LEWIS, Fred, OF, 2011
 LEWIS, Mark, INF, 1995, 1999-2000
 LEWIS, Richie, P, 1997
 LIBKE, Al, OF, 1945-46
 LIDLE, Cory, P, 2004
 LILLQUIST, Derek, P, 1996
 LINCOLN, Mike, P, 2008-10
 LINDSEY, Jim, P, 1934
 LIPON, Johnny, INF, 1954
 LISENBEE, Hod, P, 1945
 LITWHLER, Danny, OF, 1948-51
 LIVELY, Bud, P, 1947-49
 LIVNGOOD, Wes, P, 1939
 LIVINGSTON, Bobby, P, 2007
 LIVINGSTON, Paddy, C, 1906
 LOBERT, Hans, INF, 1906-10
 LOCKE, Bobby, P, 1965
 LOCKLEAR, Gene, OF, 1973
 LOCKMAN, Whitey, INF, 1959-60
 LOGAN, Bob, P, 1941
 LOHR, Howard, OF, 1914
 LOHRMAN, Bill, P, 1944
 LOHSE, Kyle, OF, 2006-07
 LOMBARDI, Ernie, C, 1932-41
 LOPEZ, Felipe, INF, 2003-06
 LOPEZ, Luis, INF, 2005
 LOPEZ, Pedro, INF, 2007
 LOPEZ, Raffy, C, 2016
 LORENZEN, Michael, P/OF, 2015-20
 LOUDEN, Baldy, INF, 1916
 LOWE, George, P, 1920
 LOWN, Turk, P, 1958
 LOWREY, Peanuts, OF, 1949-50
 LUCAS, Red, P, 1926-33
 LUDWICK, Ryan, OF, 2012-14
 LUEBBERS, Larry, P, 1993, 2000
 LUKON, Eddie, OF, 1941, '45-47
 LUM, Mike, OF, 1976-78
 LUQUE, Dolf, P, 1918-29
 LUTZ, Donald, OF, 2013-14
 LUTZ, Red, C, 1922
 LYNCH, Jerry, OF, 1957-63
 LYONS, Curt, P, 1996

M (167)

MABE, Bob, P, 1959
 MACHADO, Anderson, INF, 2004-05
 MacFAYDEN, Danny, P, 1935
 MacRAE, Scott, P, 2001
 MADISON, Scott, INF, 1989
 MAGEE, Lee, INF, 1918
 MAGEE, Sherry, INF/OF, 1917-19
 MAGILL, Matt, P, 2016
 MAGOON, George, INF, 1901-03
 MAHLE, Tyler, P, 2017-20
 MAHLER, Rick, P, 1989-90
 MAHONEY, Dan, OF, 1911
 MAJEWSKI, Gary, P, 2006-08
 MALLOY, Bob, P, 1943-44, '46-47
 MALONEY, Billy, OF, 1902
 MALONEY, Jim, P, 1960-70
 MALONEY, Matt, P, 2009-11
 MANION, Clyde, C, 1932-34
 MANN, Les, OF, 1923
 MANUEL, Robert, P, 2009
 MANZANILLO, Josias, P, 2003
 MARKLE, Cliff, P, 1921-22
 MARQUARD, Rube, P, 1921
 MARQUIS, Bob, OF, 1953
 MARQUIS, Jason, P, 2015
 MARSANS, Armando, OF, 1911-14
 MARSHALL, Bill, INF, 1934
 MARSHALL, Max, OF, 1942-44
 MARSHALL, Sean, P, 2012-14
 MARSHALL, Willard, OF, 1952-53
 MARTIN, Barney, P, 1953
 MARTIN, Billy, INF, 1960
 MARTINEZ, Carmelo, INF/OF, 1991
 MARTINEZ, Dave, OF, 1992
 MARTINEZ, Pedro A., P, 1996-97
 MASHORE, Clyde, OF, 1969
 MASON, Del, P, 1906-07
 MASSET, Nick, P, 2008-11
 MATEO, Ruben, OF, 2002-03
 MATHEWSON, Christy, P, 1916
 MATTHEUS, Ryan, P, 2015
 MATTHEWS, Mike, P, 2004
 MATTICK, Bobby, INF, 1941-42
 MAY, Jackie, P, 1924-30
 MAY, Lee, INF, 1965-71
 MAYS, Carl, P, 1924-28
 MAYS, Joe, P, 2006
 McBETH, Marcus, P, 2007
 McBRIDE, Algie, OF, 1898-1901
 McCABE, Swat, OF, 1909-10
 McCARTHY, Bill, C, 1907
 McCARTHY, Tom, P, 1908
 McCLENDON, Lloyd, C/INF, 1987-88
 McCLUSKEY, Harry, P, 1915
 McCool, Billy, P, 1964-68
 McCORMICK, Frank, INF, 1934, '37-45
 McCORMICK, Mike, OF, 1940-43, '46
 McCOSKY, Barney, OF, 1951
 McCracken, Quinton, OF, 2006
 McCURDY, Harry, INF, 1934
 McDonald, Darnell, OF, 2009
 McDonald, Tex, INF, 1912-13
 McELROY, Chuck, P, 1994-96
 McENANEY, Will, P, 1974-76
 McFADDEN, Barney, P, 1901
 McGAFFIGAN, Andy, P, 1984-85
 McGILLVRAY, Bill, OF, 1908
 McGINN, Dan, P, 1968
 McGLOTHLIN, Jim, P, 1970-73
 McGRANER, Howard, P, 1912
 M-GUIRE, Deck, P, 2017
 McGriff, Terry, C, 1987-90
 McIntire, Harry, P, 1913

McKECHNIE, Bill, INF, 1916-17
 McKENRY, Limb, P, 1915-16
 McLAUGHLIN, Kid, OF, 1914
 McLEAN, Larry, C, 1906-12
 McLISH, Cal, P, 1960
 McMANUS, Joe, P, 1913
 McMILLAN, Roy, INF, 1951-60
 McMILLAN, Tommy, INF, 1910
 McMULLEN, Hugh, C, 1929
 McQUAID, Herb, P, 1923
 McQUEEN, Mike, P, 1974
 McQUILLAN, George, P, 1911
 McQUINN, George, INF, 1936
 McRAE, Hal, INF/OF, 1968, '70-72
 McWEENEY, Doug, P, 1930
 MEADOWS, Rufe, P, 1926
 MEDEIROS, Ray, INF, 1945
 MEEKER, Roy, P, 1926
 MEEKS, Sammy, INF, 1949-51
 MEINKE, Bob, INF, 1910
 MEISTER, Karl, OF, 1913
 MEJIAS, Sam, OF, 1979-81
 MELE, Dutch, OF, 1937
 MELE, Sam, OF, 1955
 MELLA, Keury, P, 2017-19
 MELVILLE, Tim, P, 2016
 MENENDEZ, Tony, P, 1992
 MENKE, Denis, INF, 1972-73
 MERCADO, Hector, P, 2000-01
 MERCKER, Kent, P, 1997, 2003, '05-06, '08
 MERRINAM, Lloyd, OF, 1949-51, '54
 MERRITT, Jim, P, 1969-72
 MESNER, Steve, INF, 1943-45
 MESORACO, Devin, C, 2011-18
 MEUSEL, Bob, OF, 1930
 MEYER, Russ, P, 1956
 MICHALAK, Chris, P, 2006
 MIDKIFF, Ezra, INF, 1909
 MIKSI, Eddie, INF, 1958
 MILEY, Wade, P, 2020
 MILLER, Bob, P, 1962
 MILLER, Corky, C, 2001-04, '09-10, '13
 MILLER, Doc, OF, 1914
 MILLER, Eddie, INF, 1936-37, '43-47
 MILLER, Ward, OF, 1909-10
 MILLIGAN, Randy, INF, 1993
 MILNER, Eddie, OF, 1980-86, '88
 MILTON, Eric, P, 2005-07
 MINAHAN, Cotton, P, 1907
 MINARCIN, Rudy, P, 1955
 MINUTELLI, Gino, P, 1990-91
 MITCHELL, Clarence, P, 1916-17
 MITCHELL, Keith, OF, 1996
 MITCHELL, Kevin, OF, 1993-94, '96
 MITCHELL, Mike, OF, 1907-12
 MITCHELL, Roy, P, 1918-19
 MODAK, Mike, P, 1945
 MOEHLER, Brian, P, 2002
 MOELLER, Chad, C, 2007
 MOLLWITZ, Fritz, INF, 1914-16
 MONTGOMERY, Jeff, P, 1987
 MOORE, Dee, C, 1936-37
 MOORE, Gene, Sr., P, 1912
 MOORE, Gene, Jr., OF, 1931
 MOORE, Johnny, OF, 1933-34
 MOORE, Marcus, P, 1996
 MOORE, Whitey, P, 1936-42
 MOOTY, Jake, P, 1936-37
 MORAN, Herbie, OF, 1914
 MOREJON, Dan, OF, 1958
 MORGAN, Cy, P, 1913
 MORGAN, Joe, INF, 1972-79
 MORGAN, Mike, P, 1996-97

MORIARTY, Bill, INF, 1909
 MORRIS, A.J., P, 2016
 MORRIS, Hal, 1B, 1990-97, 1999-2000
 MORRISSEY, Jack, INF, 1902-03
 MORRISSEY, Jo-Jo, INF, 1932-33
 MOSCOT, Jon, P, 2015-16
 MOSELEY, Earl, P, 1916
 MOSER, Arnie, OF, 1937
 MOSKAU, Paul, P, 1977-81
 MOSS, Howie, INF/OF, 1946
 MOTTOLA, Chad, OF, 1996
 MOUSTAKAS, Mike, INF, 2020
 MOWREY, Mike, INF, 1905-09
 MUELLER, Ray, C, 1943-44, '46-49
 MURPHY, Dick, INF, 1954
 MURPHY, Rob, P, 1985-88
 MURRAY, Dale, P, 1977-78
 MYERS, Billy, INF, 1935-40
 MYERS, Hy, OF, 1925
 MYERS, Randy, P, 1990-91
 MYETTE, Aaron, P, 2004

N (35)

NAKTENIS, Pete, P, 1939
 NAPIER, Buddy, P, 1920-21
 NAVARRO, Dioner, C, 2012
 NEAGLE, Denny, P, 1999-2000
 NEAL, Charlie, INF, 1963
 NEALE, Greasy, OF, 1916-22, '24
 NEGRON, Kristopher, IF/OF, 2012, 2014-15
 NEHF, Art, P, 1926-27
 NELSON, Emmett, P, 1935-36
 NELSON, Red, P, 1913
 NELSON, Roger, P, 1973-74
 NEVEL, Ernie, P, 1953
 NEWCOMBE, Don, P, 1958-60
 NEWTON, Doc, P, 1900-01
 NICHOLS, Chet, P, 1964
 NICHTING, Chris, P, 2001
 NIEHAUS, Al, INF, 1925
 NIEHOFF, Bert, INF, 1913-14
 NIEMES, Jack, P, 1943
 NIEVES, Melvin, OF, 1998
 NIGGELING, Johnny, P, 1939
 NITKOWSKI, C.J., P, 1995
 NIX, Laynce, OF, 2009-10
 NOCE, Paul, INF, 1990
 NOLAN, Gary, P, 1967-73, '75-77
 NOLAN, Joe, C, 1980-81
 NORIEGA, John, P, 1969-70
 NORMAN, Fred, P, 1973-79
 NORTHEM, Hub, OF, 1911
 NORTHEY, Ron, OF, 1950
 NORTON, Phil, P, 2003-04
 NOTTEBART, Don, P, 1966-67
 NUNN, Howie, P, 1961-62
 NUNNALLY, Jon, OF, 1997-99
 NUXHALL, Joe, P, '44, 1952-60, '62-66

O (30)

OAKES, Rebel, OF, 1909
 O'BERRY, Mike, C, 1981-82
 O'BRIEN, Pete, INF, 1901
 OCHOA, Alex, OF, 2000-01
 ODWELL, Fred, OF, 1904-07
 OESTER, Ron, INF, 1978-90
 O'FARRELL, Bob, C, 1934
 OGDEN, Jack, P, 1931-32
 O'GRADY, Brian, IF/OF, 2019
 OHLENDORF, Ross, P, 2016
 OLDHAM, John, P, 1956
 OLIVER, Joe, C, 1989-94, '96-97
 OLMEDO, Ray, INF, 2003-06

OLSON, Ivy, INF, 1915
 ONDRUSEK, Logan, P, 2010-14
 O'NEILL, Mike, OF, 1907
 O'NEILL, Paul, OF, 1985-92
 O'NEILL, Peaches, C/INF, 1904
 ORTIZ, Ramon, P, 2005
 OSBURN, Pat, P, 1974
 OSTEEN, Claude, P, 1957, '59-61
 OSTEEN, Darrell, P, 1965-67
 O'TOOLE, Jim, P, 1958-66
 O'TOOLE, Marty, P, 1908
 OUTLAW, Jimmy, INF, 1937-38
 OVERALL, Orval, P, 1905-06
 OWCHINKO, Bob, P, 1984
 OWENS, Eric, INF/OF, 1995-97
 OWENS, Jim, P, 1963
 OWINGS, Micah, P, 2008-10

P (89)

PACHECO, Jordan, INF/OF, 2016
 PACILLO, Pat, P, 1987-88
 PACKARD, Gene, P, 1912-13
 PADILLA, Juan, P, 2004
 PALYS, Stan, OF, 1955-56
 PAPPAS, Mitt, P, 1966-68
 PARIS, Kelly, INF, 1983
 PARKER, Dave, OF, 1984-87
 PARKER, Doc, P, 1901
 PARRA, Manny, P, 2013-15
 PARRIS, Steve, P, 1998-2000
 PARTCH, Curtis, P, 2013-14
 PASCUAL, Camilo, P, 1969
 PASKERT, Dode, OF, 1907-10, '21
 PASTORE, Frank, P, 1979-85
 PATTERSON, Claire, OF, 1909
 PATTERSON, Corey, OF, 2008
 PAUL, Xavier, OF, 2012-13
 PAUXTIS, Si, C, 1909
 PAVLETICH, Don, C, 1957, '59, '62-68
 PAYTON, Mark, OF, 2020
 PEARCE, Ducky, C, 1908-09
 PEARCE, Jim, P, 1954-55
 PEARSON, Monte, P, 1941
 PEGUES, Steve, OF, 1994
 PEITZ, Heinie, C/INF, 1896-1904
 PELLAGRINI, Eddie, INF, 1952
 PENA, Brayon, C/1B, 2014-15
 PENA, Jose, P, 1969
 PENA, Orlando, P, 1958-60
 PENA, Willy Mo, OF, 2002-05
 PENDLETON, Jim, INF/OF, 1959
 PENDLETON, Terry, INF, 1997
 PENNINGTON, Brad, P, 1995
 PENNINGTON, Cliff, INF, 2018
 PERALTA, Wandy, P, 2016-19
 PERAZA, José, INF, 2016-19
 PEREZ, Eduardo, INF, 1996-98
 PEREZ, Miguel, C, 2005
 PEREZ, Tony, INF, 1964-76, '84-86
 PERKOWSKI, Harry, P, 1947, '49-54
 PERRY, Pat, P, 1987-88
 PERRY, Scott, P, 1917
 PETAGINE, Roberto, INF, 1998
 PETERSON, Kent, P, 1944, '47-51
 PETOSKY, Ted, OF, 1934-35
 PETTYJOHN, Adam, P, 2008
 PHELAN, Art, INF, 1910, '12
 PHELPS, Ed, C, 1905-06
 PHILLIPS, Andy, INF, 2008
 PHILLIPS, Bill, P, 1895, 1899-1903
 PHILLIPS, Brandon, INF, 2006-16
 PHILLIPS, Damon, INF, 1942
 PHIPPS, Denis, OF, 2012
 PICINICH, Val, C, 1926-28

PICK, Eddie, OF, 1923-24
 PICKERING, Calvin, INF, 2001
 PICONE, Mario, P, 1954
 PIERSOLL, Chris, P, 2001
 PIET, Tony, INF, 1934-35
 PILLETTE, Herman, P, 1917
 PINEDA, Luis, P, 2002
 PINELLI, Babe, INF, 1922-27
 PINSON, Vada, OF, 1958-68
 PIPP, Wally, INF, 1926-28
 PITTINGER, Pinky, INF, 1927-29
 PLUMMER, Bill, C, 1970-77
 PODBIELAN, Bud, P, 1952-55, '57
 POLAND, Hugh, C, 1947-48
 POLIVKA, Ken, P, 1947
 POOL, Harlin, OF, 1934-35
 POOLE, Ed, P, 1902-03
 PORTUGAL, Mark, P, 1995-96
 POST, Wally, OF, 1949, '51-57, '60-63
 POWELL, Bill, P, 1913
 POWELL, Ross, P, 1993
 POWER, Ted, P, 1983-87, 1991
 POWERS, Johnny, OF, 1959
 PRAMESA, Johnny, C, 1949-51
 PRICE, Joe, P, 1980-86
 PRIEST, Eddie, P, 1998
 PROTHRO, Doc, INF, 1926
 PROUGH, Bill, P, 1912
 PUGH, Tim, P, 1992-96
 PUIG, Yasiel, OF, 2019
 PULEO, Charlie, P, 1983-84
 PURDY, Pid, OF, 1927-29
 PURKEY, Bob, P, 1958-64
 PYLE, Harlan, P, 1928

Q (5)

QUACKENBUSH, Kevin, P, 2018
 QUEEN, Mel, P/OF, 1964-69
 QUINN, Jack, P, 1933
 QUINN, Joe, INF, 1900
 QUIÑONES, Luis, INF, 1988-91

R (112)

RABE, Charlie, P, 1957-58
 RACKLEY, Marv, OF, 1950
 RAFFENBERGER, Ken, P, 1947-54
 RAGAN, Pat, P, 1909
 RAINEY, Tanner, P, 2018
 RALEY, Brooks, P, 2020
 RAMIREZ, Elizardo, P, 2005-07
 RAMIREZ, JC, P, 2016
 RAMIREZ, Ramon, P, 2008-09
 RAMOS, Chucho, OF, 1944
 RAMOS, Pedro, P, 1969
 RAMSDELL, Willie, P, 1950-51
 RANDA, Joe, INF, 2005
 RANDALL, Scott, P, 2003
 RARIDEN, Bill, C, 1919-20
 RASMUSSEN, Dennis, P, 1987-88
 RATH, Morrie, INF, 1919-20
 RAWLINGS, Johnny, INF, 1914
 REAGAN, Rip, P, 1903
 REARDON, Jeff, P, 1993
 REDMOND, Todd, P, 2012
 REDUS, Gary, OF, 1982-85
 REED, Cody, P, 2016-20
 REED, Jeff, C, 1988-92
 REED, Rick, P, 1995
 REESE, Pokey, INF, 1997-01
 REGAN, Mike, P, 1917-19
 REHG, Wally, OF, 1919
 REINEKE, Chad, P, 2011
 REITH, Brian, P, 2001, '03-04
 REITSMA, Chris, P, 2001-03

REMLINGER, Mike, P, 1995-98
 RENDA, Tony, INF, 2016
 RENTERIA, Edgar, INF, 2011
 RETTENMUND, Merv, OF, 1974-75
 REUSS, Jerry, P, 1987
 REYES, Dennis, P, 1998-2001
 REYES, Jesus, P, 2018
 REYNOLDS, Greg, P, 2013
 RHODES, Arthur, P, 2009-10
 RHODES, Charlie, P, 1908
 RIBANT, Dennis, P, 1969
 RICE, Harry, OF, 1933
 RICE, Len, C, 1944
 RICHAR, Danny, INF, 2008-09
 RICHARDS, Duane, P, 1960
 RICHARDSON, Jeff, INF, 1989
 RICHARDSON, Nolen, INF, 1938-39
 RICHMOND, Beryl, P, 1934
 RICKERT, Marv, OF, 1948
 RICONDA, Harry, INF, 1930
 RIDDLE, Elmer, P, 1939-45, '47
 RIDDLE, Johnny, C, 1941, '44-45
 RIDZIK, Steve, P, 1955
 RIEDLING, John, P, 2000-04
 RIGGS, Lew, INF, 1935-40
 RIJO, Jose, P, 1988-95, 2001-02
 RING, Jimmy, P, 1917-20
 RIPPLE, Jimmy, OF, 1940-41
 RITCHIE, Jay, P, 1968
 RIVERA, Ruben, OF, 2001
 RIXEY, Eppa, P, 1921-33
 RIZZO, Johnny, OF, 1940
 ROARK, Tanner, P, 2019
 ROBELLO, Tony, INF, 1933-34
 ROBERTS, Bip, INF/OF, 1992-93
 ROBERTSON, Dick, P, 1913
 ROBINSON, Derrick, OF, 2013
 ROBINSON, Floyd, OF, 1967
 ROBINSON, Frank, OF, 1956-65
 ROBINSON, Kerry, OF, 1999
 ROBINSON, Rabbit, INF, 1910
 ROBINSON, Ron, P, 1984-90
 RODGERS, Bill, INF, 1915-16
 RODRIGUEZ, Felix, P, 1997
 RODRIGUEZ, Frankie, P, 2001
 RODRIGUEZ, Henry, INF, 2012-13
 RODRIGUEZ, Rosario, P, 1989-90
 RODRIGUEZ, Yorman, OF, 2012-23
 ROENICKE, Josh, P, 2008-09
 ROENICKE, Ron, OF, 1988
 ROESLER, Mike, P, 1989
 ROETTGER, Wally, OF, 1931-33
 ROGGE, Clint, P, 1921
 ROJAS, Cookie, INF, 1962
 ROLEN, Scott, 3B, 2009-12
 ROMANO, Jason, OF, 2004-05
 ROMANO, Sal, P, 2017-20
 ROOMES, Rolando, OF, 1989-90
 ROPER, John, P, 1993-95
 ROSALES, Adam, INF, 2008-09
 ROSE, Pete, INF/OF, 1963-78, '84-86
 ROSE, Pete, Jr., INF, 1997
 ROSS, Cliff, P, 1954
 ROSS, Cody, OF, 2006
 ROSS, David, C, 2006-08
 ROSSI, Joe, C, 1952
 ROTH, Frank, C, 1909-10
 ROUSH, Edd, OF, 1916-26, '31
 ROWAN, Jack, P, 1908-10, '13-14
 ROWDON, Wade, INF, 1984-86
 RUBERTO, Sonny, C, 1972
 RUDOLPH, Don, P, 1959
 RUETHER, Dutch, P, 1917-20
 RUFFIN, Johnny, P, 1993-96

RUIZ, Chico, INF, 1964-69
 RUNNELLS, Tom, INF, 1985-86
 RUSIE, Amos, P, 1901
 RUSKIN, Scott, P, 1992-93
 RUSSELL, Jeff, P, 1983-84
 RYAN, B.J., P, 1999
 RYAN, Connie, INF, 1950-51, '54

S (1902)

SAARLOS, Kirk, P, 2007
 SABO, Chris, INF, 1988-93, '96
 SADLER, Donnie, INF, 2001
 SALKELD, Roger, P, 1996
 SALMON, Brad, P, 2007
 SALLEE, Slim, P, 1919-20
 SAMPSON, Keyvius, P, 2015-16
 SAMUEL, Juan, INF, 1993
 SANBERG, Gus, C, 1923-24
 SANCHEZ, Jesus, P, 2004
 SANCHEZ, Raul, P, 1957, '60
 SANDERS, Deion, OF, 1994-95, '97, 2001
 SANDERS, Roger, OF, 1991-98
 SANDERS, Roy, P, 1917
 SANFORD, Mo, P, 1991
 SANTIAGO, Benito, C, 1995, 2000
 SANTIAGO, Ramon, INF, 2014
 SANTO DOMINGO, Rafael, INF, 1979
 SANTOS, Victor, P, 2007
 SAPPELT, Dave, OF, 2011
 SARDINHA, Dane, C, 2003, '05
 SARMIENTO, Manny, P, 1976-79
 SAUER, Hank, OF, 1941-42, '45, '48-49
 SAVAGE, Ted, OF, 1969
 SAVIDGE, Ralph, P, 1908-09
 SAVRANSKY, Moe, P, 1954
 SCANTLEBER, Pat, P, 1956
 SCARSELLA, Les, INF, 1935-37, '39
 SCHAEFFER, Jimmie, C, 1968
 SCHEBLER, Scott, OF, 2016-19
 SCHEFFING, Bob, C, 1950-51
 SCHEINBLUM, Richie, OF, 1973
 SCHERRER, Bill, P, 1982-84, '87
 SCHLEI, George, C, 1904-08
 SCHMIDT, Bob, C, 1961
 SCHMIDT, Willard, P, 1958-59
 SCHMITZ, Johnny, P, 1952
 SCHNEIDER, Pete, P, 1914-18
 SCHNELL, Karl, P, 1922-23
 SCHOENEWEIS, Scott, P, 2006
 SCHOTT, Gene, P, 1935-38
 SCHOUERK, Pete, P, 1994-97
 SCHREIBER, Barney, P, 1911
 SCHREIBER, Hank, INF, 1919
 SCHULMERICH, Wes, OF, 1934
 SCHULT, Art, INF/OF, 1956-57
 SCHULTZ, Howie, INF, 1948
 SCHULTZ, Joe, OF, 1925
 SCHULTZ, Mike, P, 1947
 SCHULZ, Al, P, 1916
 SCHUMAKER, Skip, INF/OF, 2014-15
 SCOTT, Dick, P, 1901
 SCOTT, Donnie, C, 1991
 SCOTT, Ed, P, 1900
 SCOTT, Everett, INF, 1926
 SCOTT, Jack, P, 1922
 SCUDDER, Scott, P, 1989-91
 SEAVER, Tom, P, 1977-82
 SEBRA, Bob, P, 1989
 SEBRING, Jimmy, OF, 1904-05
 SECORY, Frank, OF, 1942
 SEE, Charlie, OF, 1919-21
 SELBY, Bill, INF, 2001
 SELSKY, Steve, OF, 2016
 SEMINICK, Andy, C, 1952-55

SENZEL, Nick, OF, 2019-20
 SERAFINI, Danny, P, 2003
 SERVICE, Scott, P, 1993-94, '96-97
 SEVEREID, Hank, C, 1911-13
 SEXTON, Chris, INF, 2000
 SEYMOUR, Cy, OF, 1902-06
 SHACKELFORD, Brian, P, 2005-06
 SHACKELFORD, Kevin, P, 2017-18
 SHAMSKY, Art, OF, 1965-67
 SHANER, Wally, INF/OF, 1929
 SHAUTE, Joe, P, 1934
 SHAW, Jeff, P, 1996-98
 SHEAN, Dave, INF, 1917
 SHEKARD, Jimmy, OF, 1913
 SHEARN, Tom, P, 2007
 SHEEHAN, Tom, P, 1924-25
 SHEVLIN, Jimmy, INF, 1932, '34
 SHIRLEY, Bob, P, 1982
 SHIVER, Ivey, OF, 1934
 SHOFFNER, Milt, P, 1939-40
 SHOKES, Eddie, INF, 1941, '46
 SHORT, Bill, P, 1969
 SHORTEN, Chick, OF, 1924
 SHOUN, Clyde, P, 1942-44, '46-47
 SICKING, Edie, INF, 1920
 SIEGLE, Johnny, OF, 1905-06
 SIERRA, Candy, P, 1988
 SIERRA, Ruben, OF, 1997
 SIGAFOOS, Frank, INF, 1931
 SILVA, Jose, P, 2002
 SILVERA, Al, OF, 1955-56
 SIMMONS, Al, OF, 1939
 SIMON, Alfredo, P, 2012-14, 2016
 SIMPSON, Allan, P, 2005
 SIMPSON, Dick, OF, 1966-67
 SIMPSON, Wayne, P, 1970-72
 SIMS, Lucas, P, 2018-20
 SINCOCK, Bert, P, 1908
 SIPEK, Dick, OF, 1945
 SISLER, Dave, P, 1962
 SISLER, Dick, OF, 1952
 SKAUGSTAD, Dave, P, 1957
 SKINNER, Bob, OF, 1963-64
 SLADE, Gordon, INF, 1934-35
 SLAGLE, Walt, P, 1910
 SMILEY, John, P, 1993-97
 SMITH, Bob, P, 1933
 SMITH, Chick, P, 1913
 SMITH, Elmer E, OF/P, 1888-89, 1898-1900
 SMITH, Elmer J., OF, 1925
 SMITH, Frank E., P, 1911-12
 SMITH, Frank T., P, 1950-54, '56
 SMITH, Fred, P, 1907
 SMITH, George, P, 1918
 SMITH, Hal, C, 1964
 SMITH, Harry, C, 1917-18
 SMITH, Jimmy, INF, 1919
 SMITH, Jordan, P, 2010-11
 SMITH, Josh, P, 2015-16
 SMITH, Lee, RHP, 1996
 SMITH, Mike, P, 1984-86
 SMITH, Milt, INF, 1955
 SMITH, Paul, OF, 1916
 SMITH, Pete, P, 1995
 SMITH, Willie, INF, 1971
 SMITHERMAN, Stephen, OF, 2003
 SMOOT, Homer, OF, 1906
 SNIDER, Van, OF, 1988-89
 SOMSEN, Layne, P, 2016
 SOTO, Mario, P, 1977-88
 SOTO, Neftali, INF, 2013-14
 SPADE, Bob, P, 1907-10
 SPENCER, Daryl, INF, 1963

SPILMAN, Harry, INF, 1978-81
 SPRADLIN, Jerry, P, 1993-94, '96
 SPRAGUE, Ed, P, 1971-73
 SPRINGER, Brad, P, 1926
 SPRINGER, Russ, P, 2010
 STAHL, Larry, OF, 1973
 STALEY, Gerry, P, 1955
 STALLCUP, Virgil, INF, 1947-52
 STANAGE, Oscar, C, 1906
 STANDRIDGE, Jason, P, 2005-06
 STANTON, Mike, P, 2007
 STARR, Ray, P, 1941-43
 ST. CLAIRE, Randy, P, 1988
 STEIN, Justin, INF, 1938
 STEINFELDT, Harry, INF, 1898-1905
 STEINSON, Demell, OF, 2003
 STEPHENS, Jackson, P, 2017-18
 STEPHENSON, Robert, P, 2016-20
 STEPHENSON, Tyler, C, 2020
 STEWART, Jim, INF/OF, 1969-71
 STEWART, Mark, C, 1913
 STILLWELL, Kurt, INF, 1986-87
 STIMMEL, Archie, P, 1900-02
 STINNETT, Kelly, C, 2001-03
 STINE, Lee, P, 1936
 STONE, Ricky, P, 2005, '07
 STONE, Rocky, P, 1943
 STOREN, Drew, P, 2017
 STOUT, Allyn, P, 1933-34
 STRAILY, Dan, P, 2016
 STREET, Gabby, C, 1904-05
 STRELECKI, Ed, P, 1931
 STRIPP, Joe, INF, 1928-31
 STROP, Pedro, P, 2020
 STUBBS, Drew, OF, 2009-12
 STUPER, John, P, 1985
 STYLES, Lena, C, 1930-31
 STYNES, Chris, INF/OF, 1997-2000
 SUAREZ, Eugenio, INF, 2015-20
 SUGGS, George, P, 1910-13
 SUKEFORTH, Clyde, C, 1926-31
 SULLIVAN, Billy, INF, 1935
 SULLIVAN, Scott, P, 1995-03
 SULLIVAN, Tom, C, 1925
 SUMMERS, Champ, OF, 1977-79
 SUTKO, Glenn, C, 1990-91
 SUTTHOFF, Jack, P, 1901, '03-04
 SUTTON, Drew, INF/OF, 2009-10
 SWANSON, Evar, OF, 1929-30
 SWARTZ, Dazzy, P, 1920
 SWEENEY, Mark, OF, 1999
 SWINDELL, Greg, P, 1992
 SWORMSTEDT, Len, P, 1901-02
 SZEKEL, Joe, OF, 1953

T (49)

TABAKA, Jeff, P, 1997
 TANNERHILL, Jesse, P, 1894, 1911
 TAPPE, Ted, INF, 1950-51
 TARASCO, Tony, OF, 1998
 TATUM, Craig, C, 2009
 TATUM, Tom, OF, 1947
 TAUBENSEE, Eddie, C, 1994-2000
 TAVERAS, Willy, OF, 2009
 TAYLOR, Ben, P, 1912
 TAYLOR, Joe, OF, 1957
 TAYLOR, Reggie, OF, 2002-03
 TAYLOR, Sammy, C, 1963
 TEKULVE, Kent, P, 1989
 TEMPLE, Johnny, INF, 1952-59, '64
 TERRY, Scott, P, 1986
 THEIS, Jack, P, 1920
 THEVENOW, Tommy, INF, 1936
 THIELMAN, Henry, P, 1902

THOMAS, Frank, INF/OF, 1959
 THOMPSON, Daryl, P, 2008, '11
 THOMPSON, Gene, P, 1939-42
 THORNBERG, Tyler, P, 2020
 THORPE, Jim, OF, 1917
 THURMAN, Bob, OF, 1955-59
 TIBBS, Jay, P, 1984-85
 TIEMEYER, Ed, P, 1906-07
 TIMMONS, Ozzie, OF, 1997
 TINKER, Joe, INF, 1913
 TIPTON, Eric, OF, 1942-45
 TOLAN, Bobby, OF, 1969-70, '72-73
 TOLIVER, Fred, P, 1984
 TOMKO, Brett, P, 1997-99
 TOMLIN, Dave, P, 1972-73, '78-80
 TOMPKINS, Chuck, P, 1912
 TONEY, Fred, P, 1915-18
 TORRES, Angel, P, 1977
 TOZER, Bill, P, 1908
 TRAHAN, Blake, INF, 2018
 TREADWAY, Jeff, INF, 1987-88
 TREVIÑO, Alex, C, 1982-84, '90
 TRILLO, Manny, INF, 1989
 TSITOURIS, John, P, 1962-68
 TUBBS, Greg, OF, 1993
 TUCKER, Michael, OF, 1999-2001
 TUCKER, Preston, OF, 2018
 TURNER, Jim, P, 1940-42
 TURNER, Stuart, C, 2017
 TWINING, Twink, P, 1916
 TWOMBLY, George, OF, 1914-16

U (4)

UHLAENDER, Ted, OF, 1972
 UHLER, Maury, OF, 1914
 UNSER, Al, C, 1945
 USHER, Bob, OF, 1946-47, '50-51

V (29)

VAIL, Mike, OF, 1981-82
 VALAIIKA, Chris, INF, 2010-11
 VALDEZ, Wilson, INF, 2012
 VALENT, Eric, OF, 2003
 VALENTIN, Javier, C, 2004-08
 VALENTINE, Corky, P, 1954-55
 VALENTINE, Joe, P, 2003-05
 VAN GORDER, Dave, C, 1982, '84-86
 VANMETER, Josh, IF/OF, 2019-20
 VAN POPPEL, Todd, P, 2003-04
 VANCE, Dazzy, P, 1934
 VANDER MEER, Johnny, P, 1937-43, 1946-49

VANDER WAL, John, OF, 2004
 VARSHO, Gary, OF, 1993
 VAUGHN, Greg, OF, 1999
 VENABLE, Max, OF, 1985-87
 VICKERS, Rube, P, 1902
 VILLARREAL, Pedro, P, 2012-15
 VILLONE, Ron, P, 1999-2000
 VINCEJ, Zach, INF, 2017
 VIOLA, Frank, P, 1995
 VIOLA, Pedro, P, 2009
 VOLLMER, Clyde, OF, 1942, '46-48
 VOLQUEZ, Edinson, P, 2008-11
 VOLZ, Jake, P, 1908
 VON KOLNITZ, Fritz, INF, 1914-15
 VOTTO, Joey, 1B, 2007-20
 VOWINKEL, Rip, P, 1905
 VUKOVICH, John, INF, 1975

W (98)

WAGNER, Joe, INF, 1915
 WAGNER, Ryan, P, 2003-05
 WAHL, Kermitt, INF, 1944-45, '47
 WALDROP, Kyle, OF, 2015-16
 WALKER, Curt, OF, 1924-30
 WALKER, Duane, OF, 1982-85
 WALKER, Fred, P, 1910
 WALKER, Gee, OF, 1942-45
 WALKER, Harry, OF, 1949
 WALKER, Hub, OF, 1936-37
 WALKER, Todd, INF, 2001-02
 WALKER, Tom, P, 1904-05
 WALLACH, Chad, C, 2017
 WALLS, Lee, OF, 1960
 WALTERS, Bucky, P, 1938-48
 WALTERS, Ken, OF, 1963
 WALTON, Jerome, OF, 1994-95
 WANER, Lloyd, OF, 1941
 WANNINGER, Paul, INF, 1927
 WARD, Jay, INF, 1970
 WASHBURN, Ray, P, 1970
 WATKINS, Pat, OF, 1997-98
 WATSON, Brandon, OF, 2006
 WATSON, Mark, P, 2003
 WEATHERS, David, P, 1998, 2005-09
 WEAVER, Jim, P, 1938-39
 WEBER, Ben, P, 2005
 WEHMEIER, Herm, P, 1945, '47-54
 WEIMER, Jake, P, 1906-08
 WEINTRAUB, Phil, OF, 1937
 WEISS, Zack, P, 2018
 WELLS, David, P, 1995
 WELLS, Kip, P, 2009

WELSH, Chris, P, 1986
 WERBER, Bill, INF, 1939-41
 WERNER, Don, C, 1975-78, '80
 WEST, Dick, C/OF, 1938-43
 WEST, Max, OF, 1946
 WESTLAKE, Wally, OF, 1952
 WEYHING, Gus, P, 1901
 WHEELER, George, OF, 1910
 WHISENANT, Pete, OF, 1957-61
 WHITE, Gabe, P, 1997-2000, '02-04
 WHITE, Jack, INF, 1927-28
 WHITE, Jo-Jo, OF, 1944
 WHITE, Rick, P, 2006
 WHITFIELD, Fred, INF, 1968-69
 WICKANDER, Kevin, P, 1993
 WICKER, Bob, P, 1906
 WICKLAND, Al, OF, 1913
 WIEAND, Ted, P, 1958, '60
 WIGGS, Jimmy, P, 1903
 WIGHT, Bill, P, 1958
 WILCOX, Mill, P, 1970-71
 WILLIAMS, Dallas, OF, 1983
 WILLIAMS, Dave, P, 2006
 WILLIAMS, Denny, OF, 1921
 WILLIAMS, Dewey, C, 1948
 WILLIAMS, Frank, P, 1987-88
 WILLIAMS, Ken, OF, 1915-16
 WILLIAMS, Mason, OF, 2018
 WILLIAMS, Todd, P, 1998
 WILLIAMS, Woody, INF, 1943-45
 WILLIAMSON, Scott, P, 1999-2003
 WILLIS, Carl, P, 1984-86
 WILLIS, Dontrelle, P, 2011
 WILLIS, Ted, P, 1962
 WILSON, Dan, C, 1992-93
 WILSON, Jimmie, C, 1939-40
 WILSON, Nigel, OF, 1995
 WILSON, Paul, P, 2003-05
 WINCHESTER, Scott, P, 1997-01
 WINGO, Ivy, C, 1915-26, 1929
 WINKER, Jesse, OF, 2017-20
 WINNINGHAM, Herm, OF, 1988-91
 WISE, Dewayne, OF, 2006-07
 WISLER, Matt, P, 2018
 WISTERT, Whitey, P, 1934
 WOHLERS, Mark, P, 2000-01
 WOJCIECHOWSKI, Asher, P, 2017
 WOLF, Ray, INF, 1927
 WOLTER, Harry, OF, 1907
 WOMACK, Tony, IF, 2006
 WOOD, Alex, P, 2019
 WOOD, Blake, P, 2016-17

WOOD, Bob, C/INF, 1898-1900
 WOOD, Harry, OF, 1903
 WOOD, Jake, OF, 1967
 WOOD, Travis, P, 2010-11
 WOODRUFF, Orville, INF, 1904, '10
 WOODWARD, Woody, INF, 1968-71
 WORKS, Ralph, P, 1912-13
 WORTHINGTON, Al, P, 1963-64
 WORTHINGTON, Craig, INF, 1995
 WRIGHT, Daniel, P, 2016
 WRONA, Rick, C, 1992
 WYROSTEK, Johnny, OF, 1948-52
 WYSONG, Biff, P, 1930-32

X (0)

Y (7)

YAN, Esteban, P, 2006
 YINGLING, Earl, P, 1914
 YOUNG, Babe, INF, 1947-48
 YOUNG, Del, OF, 1909
 YOUNG, Dmitri, INF/OF, 1998-2001
 YOUNG, Pep, INF, 1941
 YOUNGBLOOD, Joel, OF, 1976, '89

Z (8)

ZACHRY, Pat, P, 1976-77
 ZAHNISER, Paul, P, 1929
 ZANNI, Dom, P, 1963, '65-66
 ZIENTARA, Benny, INF, 1941, '46-48
 ZIMMER, Don, INF, 1962
 ZIMMERMAN, Jerry, C, 1961
 ZITZMANN, Billy, OF, 1919, '25-29
 ZUVERINK, George, P, 1954

PLAYERS WITH THE MOST SEASONS WITH THE REDS SINCE 1900

19 Dave Lercapion (SS), 1970-88
 Barry Larkin (SS), 1986-2004
 Pete Rose (INF/OF), 1963-78, '84-86
17 Johnny Bench (C), 1967-83
16 Tony Perez (INF), 1964-76, '84-86
15 Joe Nuxhall (P), 1944, '52-60, '62-66
14 Joey Votto (1B), 2007-20
13 Ron Oester (2B), 1978-90
 Wally Post (OF), 1949-57, '60-63
 Eppa Rixey (P), 1921-33
 Ivey Wingo (C), 1915-26, '29

12 Homer Bailey (P), 2007-18
 Dan Driessen (1B), 1973-84
 Ken Griffey Sr. (OF), 1973-81, '88-90
 Dolf Luque (P), 1918-29
 Edd Roush (OF), 1916-26, '31
 Mario Soto (P), 1977-88
11 R. Bressler (P/INF/OF), 1917-27
 Tom Browning (P), 1984-94
 George Foster (OF), 1971-81
 Ted Kluszewski (1B), 1947-57
 Jim Maloney (P), 1960-70
 Brandon Phillips (2B) 2006-16
 Vada Pinson (OF), 1958-68
 J. Vander Meer (P), 1937-43, '46-49
 Bucky Walters (P), 1938-48

10 Bobby Adams (INF), 1946-55
 Pedro Borbon (P), 1970-79
 Paul Derringer (P), 1933-42
 Pete Donohue (P), 1921-30
 Tom Hume (P), 1977-85, '87
 Ernie Lombardi (C), 1932-41
 Frank McCormick (1B), 1934, '37-45
 Roy McMillan (1B/SS), 1951-60
 Gary Nolan (P), 1967-73, '75-77
 Frank Robinson (OF), 1956-65

UNIFORM NUMBERS

The Reds first adopted uniform numbers in 1932. The following is a list of players who appeared in at least 1 game for the Reds.

#-Manager; *-Coach

0	'97.....*Oester, Ron	'39-40.....*Wilson, Jimmie	5	'49.....Cooper, Walker	9	'32.....Douthitt, Taylor
'99.....*Collins, Dave	'41.....*Ens, Jewel	'42.....*Blades, Ray	'32-34.....Moore, Johnny	'50.....Cooper, Walker	'33.....Rice, Harry	
00	'43-44.....*Crabtree, Estel	'45-46.....*Gowdy, Hank	'34.....Flowers, Jake	'50-51.....Scheffing, Bob	'34.....Hafey, Chick	
'93.....*Cardenal, Jose	'47-48.....*Page, Phil	'49.....*Cuccinello, Tony	'35-37.....Myers, Billy	'52-54.....Seminick, Andy	'35-37.....Riggs, Lew	
'96-97.....Goodwin, Curtis	'54-58.....*Ferrick, Tom	'59-60.....*Moses, Wally	'36.....Miller, Eddie	'55.....Burgess, Smoky	'41-42.....Lamanno, Ray	
'99.....Robinson, Kerry	'61-65.....*Turner, Jim	'66-68.....*Harder, Mel	'39-40.....Hershberger, Willard	'56-58.....Burgess, Smoky	'50-51.....Pramesa, Johnny	
2006.....Watson, Brandon	'66-68.....*Scherger, George	'79-82.....*McNamara, John	'40-43.....West, Dick	'62-63.....Gonder, Jesse	'52.....Rossi, Joe	
White, Rick	'82-86.....*Scherger, George	'87-89.....*Lett, Jim	'44-45.....Just, Joe	'64-67.....Coker, Jimmie	'56.....Batts, Matt	
1	'32-33.....Grantham, George	'90-92.....*Rothschild, Larry	'45.....Unser, Al	'68-72.....Corrales, Pat	'57.....Pavletich, Don	
'34-35.....Bottomley, Jim	'93.....*Valentine, Bobby	'94-95.....*Jackson, Grant	'46-48.....Lamanno, Ray	'72.....Ruberto, John	'57-60.....Dotterer, Dutch	
'36.....Campbell, Gilly	'96.....*Oester, Ron	'97-2001.....Reese, Pokey	'51.....Landrith, Hobie	'76-78.....Werner, Don	'60.....Azcue, Joe	
'37.....Brittain, Gus	'99-2001.....Reese, Pokey	'02.....Dawkins, Gookie	'53.....Baldwin, Frank	'79-80.....Cruz, Hector	'61.....Bevan, Hal	
Moore, Dee	'03.....Ryan Freel	'03-05.....Jimenez, D'Angelo	'55-55.....Landrith, Hobie	'81-82.....Landestoy, Rafael	Johnson, Darrell	
'39-46.....#McKechnie, Bill	'06-08.....Griffey Jr., Ken	'09.....Taveras, Willy	'64.....*Temple, Johnny	'83.....*Nixon, Russ	'62-63.....Foiles, Hank	
'47-48.....#Neun, Johnny	'10-11.....Valaika, Chris	'13.....Izturis, Cesar	'65.....*Oceak, Frank	'84.....Householder, Paul	'63.....Green, Gene	
'49.....#Walters, Buck	'15-16.....De Jesus Jr., Ivan	'17.....Kivlahan, Patrick	'67-83.....Bench, Johnny	'85-88.....*DeMars, Billy	Spencer, Daryl	
'54-58.....#Tebbetts, Birdie	'18-19.....Gennett, Scott	'19-20.....Galvis, Freddy	Retired in 1984 Johnny Bench			
'59.....*Hutchinson, Fred	'2	'32.....Gilbert, Wally	6	'90-91.....Duncan, Mariano	'64.....Smith, Hal	
#Smith, Mayo	'32.....Morrissey, Jo-Jo	'33.....Petosky, Ted	'32.....Hafey, Chick	'92.....Wrona, Rick	'66-67.....*Wietelmann, Whitey	
'60-64.....*Hutchinson, Fred	'34.....Piet, Tony	'35.....Grissom, Lee	'33.....Crouch, Jack	'93-94.....Mitchell, Kevin	'68-69.....*Smith, Hal	
Retired in 1965 Fred Hutchinson	'35.....Lombardi, Ernie	'36-37.....*Gowdy, Hank	Hemsley, Rollie	'95.....Lewis, Darren	'70-77.....Plummer, Bill	
3	'39-42.....*Gowdy, Hank	'43-44.....*Lobert, Hans	'34-35.....Slade, Gordon	'96.....Mitchell, Kevin	'78-80.....Correll, Vic	
'45-46.....*Wilson, Jimmie	'48-49.....*Kelly, George	'49.....Cuyler, Kiki	'36.....Herman, Babe	'96.....Goodwin, Curtis	'81-82.....O'Berry, Mike	
'49.....#Sewell, Luke	'54-55.....*Bartel, Dick	'39-41.....Lombardi, Ernie	'37.....Outlaw, Jimmy	'97.....Oliver, Joe	'83.....Bilandello, Dann	
'56-57.....McCormick, Frank	'58.....*Riddle, Johnny	'42-47.....Lakeman, Al	'40-41.....Baker, Bill	'98.....*Oester, Ron	'84.....*Rapp, Vern	
'58.....*Riddle, Johnny	'59.....*King, Clyde	'55-58.....*Dykes, Jimmy	'43.....DePhillips, Tony	'99.....Sweeney, Mark	'85-87.....Venable, Max	
'59-60.....*Deal, Cot	'61-64.....*Sisler, Dick	'58.....*Dykes, Jimmy	'44.....Rice, Len	2000-01.....Ochoa, Alex	'88.....Milner, Eddie	
'64-65.....*Sisler, Dick	'66.....*Siewers, Roy	'59-65.....*Otero, Reggie	'44-45.....Riddle, Johnny	'02-04.....Castro, Juan	Quinones, Luis	
'67-69.....*Bragan, Jimmy	'70-75.....*Grammas, Alex	'66-69.....*Bristol, Dave	'46.....*Walker, Gee	'05.....Romano, Jason	'89.....Trillo, Manny	
'76-82.....*Nixon, Russ	'86-88.....*Kimm, Bruce	'79-82.....*Dunlop, Harry	'47-48.....Poland, Hugh	'06-07.....*Dent, Bucky	'90-94.....Oliver, Joe	
'83-85.....Redus, Gary	'89.....*Bristol, Dave	'83.....Christmas, Steve	'49-52.....Howell, Dixie	'08.....Castro, Juan	'95.....Anthony, Eric	
'86-89.....*Breedon, Scott	'90-92.....*Moore, Jackie	'84.....Knicely, Alan	'53.....Foiles, Hank	'09-11.....Janish, Paul	'96.....Oliver, Joe	
'90-92.....*Perlozzo, Sam	'93.....*Knight, Ray	'86-88.....*Gulden, Brad	'53-55.....Bailey, Ed	'14.....Santiago, Ramon	'97.....Pendleton, Terry	
'93.....*Miley, Dave	'94.....Brumfield, Jacob	'89.....*Kimm, Bruce	'55.....Batts, Matt	'15-20.....Suárez, Eugenio	'98.....Watkins, Pat	
'94-97.....*Youngblood, Joel	'95-96.....*McRae, Hal	'89.....*Bristol, Dave	'56-61.....Bailey, Ed	'08.....Janish, Paul	'99.....Morris, Hal	
'98-2000.....*Dunlop, Harry	'97-98.....Jackson, Damian	'90-92.....*Moore, Jackie	'61.....Edwards, Johnny	2000.....Bichette, Dante	'01-03.....*Boone, Bob	
'00.....LaRue, Jason	'98-99.....Hammonds, Jeffrey	'93.....*Bristol, Dave	Schmidt, Bob	'04-05.....Cruz, Jacob	'06-07.....Castro, Juan	
'01.....Sanders, Deion	2000.....Stynes, Chris	'94.....Brumfield, Jacob	'62-67.....Edwards, Johnny	'08.....Bako, Paul	'09.....Richar, Danny	
'02-03.....*Cardenal, Jose	'01.....Larson, Brandon	'95-96.....*McRae, Hal	'68.....Johnson, Bob	'10.....Bloomquist, Willie	'12.....Harris, Willie	
'04-06.....Lopez, Felipe	'03-05.....Olmedo, Ray	'97-98.....*Youngblood, Joel	'68-71.....Woodward, Woody	'13-14.....Hannah, Jack	'15.....Byrd, Marlon	
'06.....Clayton, Royce	'06-16.....Phillips, Brandon	'98-99.....Hammonds, Jeffrey	'73.....Barton, Bob	'16-19.....Peraza, José	'20.....Moustakas, Mike	
'09.....Gonzalez, Alex	'17.....Gennett, Scooter	2000.....Stynes, Chris	'73-74.....King, Hal			
'07-09.....Gonzalez, Alex	'18.....Pennington, Cliff	'19.....Iglesias, José	'78.....*Grammas, Alex			
'10.....Cabrera, Orlando	'19.....Dixon, Brandon	'20.....Akiyama, Shogo	'79-83.....*Fischer, Bill			
'11-17.....*Cozart, Zack	'20.....Castellanos, Nick		'84-85.....*Kimm, Bruce			
'18-19.....Blandino, Alex			'86-89.....Diaz, Bo			
'20.....Castellanos, Nick			'91.....*Scott, Donnie			
3			'92-93.....Wilson, Dan			
'32.....*Crabtree, Estel			'95.....Gant, Ron			
'33.....Bottomley, Jim			'97-98.....Fordyce, Brook			
'34.....Koenig, Mark			'99.....Dawkins, Gookie			
'35-37.....Kampouris, Alex			2000.....Santiago, Benito			
			'01-02.....Guerrero, Wilton			
			'02-03.....Guillen, Jose			
			'03-08.....Freel, Ryan			
			'09-12.....Stubbs, Drew			
			'13-18.....Hamilton, Billy			
			'19-20.....Ervin, Phillip			
			7			
			'32-33.....Lombardi, Ernie			
			'34.....Schulmerich, Wes			
			'35-36.....#Dressen, Charlie			
			'37.....Chozen, Harry			
			#Dressen, Charlie			
			'41.....Riddle, Johnny			
			'42.....Hemsley, Rollie			
			'43-44.....Mueller, Ray			
			'46-48.....Mueller, Ray			
			'49.....Cooper, Walker			
			Mueller, Ray			
			'50.....Cooper, Walker			
			'50-51.....Scheffing, Bob			
			'52-54.....Seminick, Andy			
			'55.....Burgess, Smoky			
			Seminick, Andy			
			'56-58.....Burgess, Smoky			
			'62-63.....Gonder, Jesse			
			Taylor, Sammy			
			'64-67.....Coker, Jimmie			
			'68-72.....Corrales, Pat			
			'72.....Ruberto, John			
			'76-78.....Werner, Don			
			'79-80.....Cruz, Hector			
			'81-82.....Landestoy, Rafael			
			'83.....*Nixon, Russ			
			'84.....Householder, Paul			
			'85-88.....*DeMars, Billy			
			'89.....Duncan, Mariano			
			Harris, Lenny			
			'90-91.....Duncan, Mariano			
			'92.....Wrona, Rick			
			'93-94.....Mitchell, Kevin			
			'95.....Lewis, Darren			
			'96.....Mitchell, Kevin			
			'96.....Goodwin, Curtis			
			'97.....Oliver, Joe			
			'98.....*Oester, Ron			
			'99.....Sweeney, Mark			
			2000-01.....Ochoa, Alex			
			'02-04.....Castro, Juan			
			'05.....Romano, Jason			
			Holbert, Aaron			
			'06-07.....*Dent, Bucky			
			Bellhorn, Mark			
			'08.....Castro, Juan			
			Janish, Paul			
			'09-11.....Janish, Paul			
			'14.....Santiago, Ramon			
			'15-20.....Suárez, Eugenio			
			8			
			'32-33.....Roettger, Wally			
			'34.....Comorosky, Adam			
			'35.....Cuyler, Kiki & Piet, Tony			
			'36.....Byrd, Sammy			
			'37.....Davis, George			
			Gelbert, Charley			
			'44.....*Wilson, Jimmie			
			'48.....Williams, Dewey			
			'49.....Pramesa, Johnny			
			'50.....Landrith, Hobie			
			'51.....McCosky, Barney			
			'53.....Baldwin, Frank			
			'59.....Pavletich, Don			
			'60.....House, Frank			
			'61.....Zimmerman, Jerry			
			'62-68.....Pavletich, Don			
			'69.....Breedon, Danny			
			'72-79.....Morgan, Joe			
			'82.....*Amalfitano, Joey			
			'83.....Landestoy, Rafael			
			'84.....*Sparks, Joe			
			'85.....Diaz, Bo			
			'87-90.....McGriff, Terry			
			'90.....Trevino, Alex			
			'92.....McLaren, John			
			'93.....Samuel, Juan			
			'94.....*Boone, Bob			
			'95.....Berryhill, Damon			
			Retired in 1998 Joe Morgan			
			'32.....Douthitt, Taylor			
			'33.....Rice, Harry			
			'34.....Hafey, Chick			
			'35-37.....Riggs, Lew			
			'41-42.....Lamanno, Ray			
			'50-51.....Pramesa, Johnny			
			'52.....Rossi, Joe			
			'56.....Batts, Matt			
			Edwards, Bruce; Frazier, Joe			
			'57.....Pavletich, Don			
			'57-60.....Dotterer, Dutch			
			'60.....Azcue, Joe			
			Dotterer, Dutch			
			'61.....Bevan, Hal			
			Johnson, Darrell			
			'62-63.....Foiles, Hank			
			'63.....Green, Gene			
			Spencer, Daryl			
			'64.....Smith, Hal			
			'66-67.....*Wietelmann, Whitey			
			'68-69.....*Smith, Hal			
			'70-77.....Plummer, Bill			
			'78-80.....Correll, Vic			
			'81-82.....O'Berry, Mike			
			'83.....Bilandello, Dann			
			'84.....*Rapp, Vern			
			'85-87.....Venable, Max			
			'88.....Milner, Eddie			
			Quinones, Luis			
			'89.....Trillo, Manny			
			'90-94.....Oliver, Joe			
			'95.....Anthony, Eric			
			'96.....Oliver, Joe			
			'97.....Pendleton, Terry			
			'98.....Watkins, Pat			
			'99.....Morris, Hal			
			2000.....Bichette, Dante			
			'01-03.....*Boone, Bob			
			'04-05.....Cruz, Jacob			
			'06-07.....Castro, Juan			
			'08.....Bako, Paul			
			'09.....Richar, Danny			
			'10.....Bloomquist, Willie			
			'12.....Harris, Willie			
			'13-14.....Hannah, Jack			
			'15.....Byrd, Marlon			
			'16-19.....Peraza, José			
			'20.....Moustakas, Mike			
			10			
			'32-33.....Durocher, Leo			
			'33.....Adams, Sparky			
			Durocher, Leo			
			'34.....Pool, Harlin			
			Moore, Johnny			
			'35-37.....Goodman, Ival			
			'39-45.....McCormick, Frank			
			'47-51.....Stallcup, Virgil			
			'52.....Kazak, Eddie			
			Landrith, Hobie			
			Stallcup, Virgil			
			'54-56.....Harmon, Chuck			
			'56-58.....Grammas, Alex			
			'59-63.....Kasko, Eddie			
			'64-65.....Boros, Steve			
			'66.....Benson, Vern			
			#Heffner, Don			
			'67-69.....Benson, Vern			
			'70-78.....#Anderson, Sparky			
			'83-85.....Foley, Tom			
			'85-86.....Runnells, Tom			
			'87.....Franco, Terry			

'88.....Durham, Leon
'89-91.....Quinones, Luis
'92-93.....Roberts, Bip
'94-2000.....Taubensee, Ed
'01-03.....*Foli, Tim

'03.....*Benavides, Freddie
'04.....Romano, Jason

Retired in 2005
Sparky Anderson

11

'32.....Manion, Clyde
'33.....Douthit, Taylor
Stout, Allyn
'34.....Shiver, Ivey
'35.....Hafey, Chick
Herman, Babe
Petosky, Ted
'36.....McQuinn, George
'36-37.....Scarsella, Les
'39-43.....Frey, Lonny
'44-45.....Miller, Eddie
'46.....Frey, Lonny
'48.....Williams, Dewey
'49-50.....Bloodworth, Jimmy
'51-60.....McMillan, Roy
'61.....Baumer, Jim
Cook, Cliff
'62.....Alvarez, Rogelio
'63.....Bright, Harry
'64-67.....Johnson, Deron
'68.....McRae, Hal
'70-72.....McRae, Hal
'73.....Menke, Denis
'74.....Kennedy, Junior
'76-77.....Bailey, Bob
'78-83.....*Plaza, Ron
'84-85.....Bilardello, Dann
'86-87.....Stillwell, Kurt
1988-2004.....Larkin, Barry

Retired in 2012
Barry Larkin

12

'32-33.....Lucas, Red
'34.....Blakely, Link
Shevlin, Jimmy
'35.....Byrd, Sammy
*Wingo, Ivy
'37.....Barrett, Red
McCormick, Frank
'39-40.....Myers, Billy
'41.....Shokes, Eddie
Young, Pep
Zientara, Benny
'42.....Abreu, Joe
'44-45.....Wahl, Kermit
'46-55.....Adams, Bobby
'55.....Smith, Milt
'56.....Jablonski, Ray
'57-58.....Hoak, Don
'59.....Pendleton, Jim
'60.....Martin, Billy
'61-63.....Freese, Gene
'64.....Klaus, Bobby
'65-67.....Shamsky, Art
'68.....Jones, Mack
'69-75.....Chaney, Darrel
'79-80.....Spilman, Harry
'81.....Barranca, German
Spilman, Harry
'82.....Barranca, German
'83-88.....Esasky, Nick
'89.....Youngblood, Joel
'90.....Bates, Billy
Noce, Paul
'92.....Benavides, Freddie
'93-98.....Greene, Willie
'94.....Sanders, Deion

'98.....Jackson, Damian
'99.....Stynes, Chris
2000.....Cromer, D.T.
'00-01.....Castro, Juan
'02.....Walker, Todd
'03.....Lopez, Felipe
'03-05.....#Miley, Dave
'05-07.....Encarnacion, Edwin
'08-12.....#Dusty Baker
'17.....Vinoaj, Zach
'18.....Herrera, Rosell
Tucker, Preston
'19-20.....Casali, Curt

13

'46.....Miller, Eddie
'52-53.....Pellagrini, Eddie
'66-67.....Shore, Ray
'70-88.....Concepcion, Dave
8/25/07.....Gonzalez, Alex

Retired in 2007
Dave Concepcion

14

32-33.....Johnson, Si
'34.....Derringer, Paul
'35.....Comorosky, Adam
'36.....Chapman, Calvin
'37.....Hafey, Chick
'39.....Jacobs, Art
Johnson, Hank
Richardson, Nolan
Riddle, Elmer
'44.....Aleno, Chuck
'46.....Corbitt, Claude
'47.....Miller, Eddie
'48-49.....Corbitt, Claude
'49-51.....Meeks, Sammy
'53-57.....Bridges, Rocky
'57.....Flood, Curt
'59-61.....Jones, Willie
'62.....Harper, Tommy
Zimmer, Don
'63-78, '84-89.....Rose, Pete
'97.....Rose Jr., Pete

Retired in 2016
Pete Rose

15

'32-33.....Kolp, Ray
'34.....Johnson, Si
'35.....Pool, Harlin
'36.....Handley, Lee
'37.....Campbell, Gilly
Weintraub, Phil
'39-40.....Riggs, Lew
'41-42.....Mattick, Bobby
'43.....Miller, Eddie
'45.....Flager, Willie
'46.....Lukon, Eddie
'45-53.....Hatton, Grady
'54.....Bolger, Jim
Hatton, Grady
Lipon, Johnny
'55.....Jablonski, Ray
'55-58.....Crowe, George
'59.....Thomas, Frank
'61.....Gemert, Dick
'62.....Cook, Cliff
'64-69.....Ruiz, Chico
'70-71.....Duffy, Frank
'71-81.....Foster, George
'83.....Barnes, Skeeter
'83-85.....Krenchicki, Wayne
'86-87.....Larkin, Barry
'88.....Treadway, Jeff
'89.....Barnes, Skeeter
Richardson, Jeff
'90-92.....Braggs, Glenn

'93-95.....#Johnson, Davey
'96-97.....*Kely, Mike
'98.....#McKeon, Jack
'99-2000.....Neagle, Denny
'01.....Sadler, Donnie
'02-03.....Mateo, Ruben
'04.....Lidle, Cory
Bragg, Darren
'05.....Lopez, Luis
'06.....Womack, Tony
Wise, Dewayne
'07.....Wise, Dewayne
Cantu, Jorge
'08-09.....Hairston, Jerry Jr.
'09-10.....Sutton, Drew
'10.....Edmons, Jim
'11.....Lewis, Fred
'12.....Valdez, Wilson
'13.....Robinson, Derrick
'14.....Bernadina, Roger
Elmore, Jake
'15.....Dominguez, Chris
'16.....Pacheco, Jordan
'18.....Herrera, Dilson
'19-20.....Senzel, Nick

16

'32-33.....Frey, Benny
'34.....Benton, Larry
'36-37.....Walker, Hub
'39.....Scarsella, Les
'41-42.....Aleno, Chuck
'42.....Phillips, Damon
'43-45.....Mesner, Steve
'46-48.....Zientara, Benny
'50-51.....Ryan, Connie
'52-59.....Temple, Johnny
'60.....Chacon, Elio
'61-68.....Cardenas, Leo
'69-71.....Stewart, Jimmy
'72.....Menke, Denis
'73-74.....Gagliano, Phil
'75.....Vukovich, John
'78-90.....Oester, Ron
'92-98.....Sanders, Reggie
'99-2001.....*Oester, Ron
'02-04.....Larson, Brandon
'05.....Randa, Joe
'06.....Ross, Cody
Hollandsworth, Todd
'07.....Ellison, Jason
'09.....McDonald, Darnell
'11.....Renteria, Edgar
'14-20.....Barnhart, Tucker

17

'32.....Carroll, Owinie
'34.....Vance, Dazzy
'35.....Lombardi, Ernie
'36.....Thevenou, Tommy
'37.....Brown, Jumbo
Cascarella, Joe
Dwyer, Double Joe
'39-42.....Joost, Eddie
'43-45.....Williams, Woody
'46.....Shokes, Eddie
'47.....Kress, Charlie
'48.....Murphy, Dick
'49.....Dobernic, Jess
Kress, Charlie
'50.....Adcock, Joe
'57-59.....Henrich, Bobby
'60.....Cardenas, Leo
'60-61.....Chacon, Elio
'62.....Rojas, Cookie
'63-67.....Harper, Tommy
'68-69.....Whitfield, Fred
'70.....Cline, Ty
Ward, Jay
'71.....Cline, Ty

'72.....Javier, Julian
'73.....Crosby, Ed
'74-75.....Crowley, Terry
'77-78.....Grace, Mike
'80-81.....Nolan, Joe
'82.....Lawless, Tom
'83.....Paris, Kelly
'84.....Lawless, Tom
'85-86.....Rowden, Wade
'88-93.....Sabo, Chris
'95.....Lewis, Mark
'96.....Sabo, Chris
'97-2003.....Boone, Aaron
'04-08.....Valentin, Javier
'09-10.....Nix, Laynce
'11.....Sappelt, Dave
'12.....Negron, Kristopher
'13.....Choo, Shin-Soo
'14-15.....Negron, Kristopher
'18.....Cruz, Tony
Federowicz, Tim
'19-20.....VanMeter, Josh
'20.....Goodwin, Brian

18

'32-33.....Rixey, Eppa
'34.....Stout, Allyn
'35.....Champman, Calvin
Erickson, Hank
'37.....Davis, Peaches
'39-41.....Werber, Bill
'42-43.....Haas, Bert
'44.....Beeler, Jodie
Fausett, Buck
'45.....Harrist, Earl
Medeiros, Ray
'46-47.....Haas, Bert
'48.....Kluszewski, Ted
Rickert, Merv
'49-57.....Kluszewski, Ted
'58.....Bilko, Steve
Droppo, Walt
'59.....Cook, Cliff
Droppo, Walt
'60-67.....Coleman, Gordy
'69.....De La Hoz, Mike
'70-78.....*Kluszewski, Ted
'93.....Costo, Tim
'95.....Santiago, Benito
'96-97.....Owens, Eric

Retired in 1998
Ted Kluszewski

19

'32-33.....Benton, Larry
'34.....Brennan, Don
Wistert, Whitey
'35.....Campbell, Gilly
'36-37.....Hollingsworth, Al
'39.....Galatzer, Milt
'40.....Guise, Witt
'43.....Brewster, Charlie
'45.....Wehmeier, Herm
'46.....Usher, Bob
'47.....Wahl, Kermit
'48.....Schultz, Howie
Wahl, Kermit
'54.....Murphy, Dick
Ryan, Connie
'57.....Kennedy, Bill
Durnbaugh, Bobby
'58.....Fondy, Dee
'59.....Lockman, Whitey
'60.....Cook, Cliff
*Lockman, Whitey
'61-63.....Blasingame, Don
'63.....Neal, Charlie
'65-71.....Helms, Tommy
'76.....Youngblood, Joel
'78-79.....Henderson, Ken

'80.....Werner, Don
'81.....Fiala, Neil
'82.....Krenchicki, Wayne
'83-89.....*#Helms, Tommy
'90-92.....Doran, Bill
'93.....Milligan, Randy
'94-95.....Walton, Jerome
'96.....Anthony, Eric
'97-2000.....*Menke, Denis
'01.....Doran, Billy
'02-03.....Taylor, Reggie
'04-05.....Machado, Anderson
'05-06.....Denorfia, Chris
'07.....Conine, Jeff
'07-20.....Votto, Joey

20

'32.....Ogden, Jack
'34.....Johnson, Syl
Kleinmans, Ted
'35.....Herrmann, LeRoy
'36-37.....Schott, Gene
'40-42.....McCormick, Mike
'43.....Clay, Dain
McCormick, Mike
'44-46.....Clay, Dain
'47-48.....Kluszewski, Ted
'49-51.....Merriman, Lloyd
'53.....Lerchen, George
Marquis, Bob
'54.....Merriman, Lloyd
'56-65.....Robinson, Frank
'66-67.....Simpson, Dick
'69.....Savage, Ted
'71.....Smith, Willie
'72-80.....Geronimo, Cesar
'81-86.....Milner, Eddie
'88-90.....Jackson, Danny
'91.....Jones, Chris
'92-97.....Branson, Jeff
'97.....Stynes, Chris

Retired in 1998
Frank Robinson

21

'32.....Hilcher, Whitey
'33.....Derringer, Paul
'34.....Kolp, Ray
'35.....Johnson, Si
'36.....Stine, Lee
'36-37.....Hallahan, Bill
'40.....Arnovich, Morrie
Rizzo, Johnny
'41-42.....Gleeson, Jim
'42-44.....Marshall, Max
'44.....White, Jo-Jo
'45.....Sipek, Dick
'46.....Goldstein, Lonnie
Moss, Howie
'47-49.....Baumholtz, Frankie
'49-50.....Lowery, Peanuts
'51.....Adcock, Joe
'54.....Escalera, Nino
'60.....Alvarez, Rogelio
'61-62.....Gaines, Joe
'63.....Walters, Ken
'69.....Mashore, Clyde
'72-75.....Hall, Tom
'76-78.....Lum, Mike
'79.....DeFreites, Art
Santo Domingo, Rafael
'81-83.....Householder, Paul
'84.....Barnes, Skeeter
'85-92.....O'Neill, Paul
'93.....Daugherty, Jack
'94.....Fernandez, Tony
'95.....Sanders, Deion
'95-96.....Portugal, Mark
'97.....Sanders, Deion
'98-2005.....Casey, Sean

'06-07..... Hattberg, Scott
'08..... Hattberg, Scott
Dickerson, Chris
'09-10..... Dickerson, Chris
'11-15..... Frazier, Todd
'16-20..... Lorenzen, Michael

22
'32..... Asbjornson, Asby
'34..... McCurdy, Harry
Shaute, Joe
'35-36..... Frey, Benny
'37..... Joost, Eddie
Kleinhaus, Ted
'39-40..... Berger, Wally
'40..... Dejan, Mike
'40-41..... Ripple, Jimmy
'43..... Goldstein, Lonnie
Kelleher, Frankie
'44..... Criscola, Tony
'45-46..... Libke, Al
'48-51..... Wyrostek, Johnny
'52..... Marshall, Willard
Wyrostek, Johnny
'53..... Marshall, Willard
'55-59..... Thurman, Bob
'59..... Gilbert, Buddy
'60..... Gaines, Joe
Gonzalez, Tony
'64-69..... Queen, Mel
'70-71..... Bravo, Angel
'71..... Ferrara, Al
'72..... Uhlander, Ted
'73-84..... Driessen, Dan
'86-87..... Butera, Sal
'87-89..... Collins, Dave
'90-92..... Hatcher, Billy
'93..... Espy, Cecil
'93-96..... Howard, Thomas
'97..... Sierra, Ruben
'97-98..... Nunnally, Jon
1999-2000..... Collins, Dave
'00-02..... Clark, Cordy
'03-04..... Miller, Corky
'05-07..... Milton, Eric
'08-18..... Hatcher, Billy
'19..... Dietrich, Derek
'20..... Miley, Wade

23
'32-33..... High, Andy
'34..... Freitas, Tony
Robello, Tommy
'35..... Freitas, Tony
'37..... Kleinhaus, Ted
Mele, Dutch
Moore, Whitey
'39-42..... Craft, Harry
'42-45..... Tipton, Eric
'46..... Goldstein, Lonnie
McCormick, Mike
'47-48..... Galan, Andrew
'50..... Bolger, Jim
Northey, Ron
'52..... Greengrass, Jim
Sisler, Dick
Westlake, Wally
'53-55..... Greengrass, Jim
'55-56..... Pallys, Stan
'58..... Coles, Chuck
'59..... Ennis, Del
Jones, Willie
'61-62..... Douglas, Otis
'65-71..... May, Lee
'73-74..... Kosco, Andy
'75-77..... Flynn, Doug
'77-80..... Auerbach, Rick
'81-82..... Vail, Mike
'83..... Jones, Jeff
'84-86..... Van Gorder, Dave

'87..... McClendon, Lloyd
'88-89..... May, Lee
'90-97..... Morris, Hal
'98..... Stynes, Chris
'99..... Vaughn, Greg
2000..... Bartee, Kimera
Morris, Hal
'01-06..... LaRue, Jason
'07..... Moeller, Chad
Jorgensen, Ryan
'08..... Patterson, Corey
'09..... Rosales, Adam
'10-11..... Alonzo, Yonder
'12..... Phipps, Denis
'13-14..... Lutz, Donald
'15-18..... Duvall, Adam
'19-20..... Reed, Cody
'20..... Bradley, Archie

24
'32..... Morrissey, Jo-Jo
'33..... Manion, Clyde
'34..... Grissom, Lee
Lindsey, Jim
'35..... MacFayden, Danny
Hallahan, Bill
Scarsella, Les
'36..... Johnson, Sid
'37..... Davis, Spud
'39-42..... Goodman, Ival
'44..... Ramos, Chuchito
'46..... West, Max
'47..... Tatum, Tommy
'47/50-51..... Usher, Bob
'52-55..... Borkowski, Bob
'55..... Mele, Sam
'56..... Balcana, Bobby
'57-63..... Lynch, Jerry
'63..... Skinner, Bob
'64..... Skinner, Bob
Perez, Tony
'65-76..... Perez, Tony
'82..... Van Gorder, Dave
'84-92..... Perez, Tony
'93..... #Perez, Tony

Retired in 2000
Tony Perez

25
'34..... Manion, Clyde
'35-37..... Derringer, Paul
'39-40..... Gamble, Lee
'41-42..... Koy, Ernie
'47-48..... Vollmer, Clyde
'50..... Rackley, Marv
'51..... Post, Wally
'51-52..... Edwards, Hank
'52..... Jordan, Niles
'53-61..... Bell, Gus
'62-65..... Keough, Marty
'67..... Robinson, Floyd
'68..... Schaffer, Jimmie
'69-72..... Carbo, Bernie
'72-73..... Hague, Joe
'74..... Knight, Ray
'77-81..... Knight, Ray
'83-84..... Puleo, Charlie
'85..... Bell, Buddy
Venable, Max
'86-88..... Bell, Buddy
'88..... Griffey, Ken Sr.
'89-91..... Benzinger, Todd
'91..... Martinez, Carmelo
'92..... Bankhead, Scott
'93..... Cadaret, Greg
'94-96..... Knight, Ray
'96-97..... Knight, Ray
'98-2001..... Young, Dmitri
'02-03..... Knight, Ray
'04..... Vander Wal, John

'05-09..... Weathers, David
'11..... Francisco, Juan
'12..... Costanzo, Mike
Gregorius, Didi
'14..... Schumaker, Skip
'15..... Badenhop, Burke
'17-18..... Reed, Cody
'19-20..... #Bell, David

26
'34..... #Dressen, Chuck
O'Farrell, Bob
'35..... Hollingsworth, Al
'36..... Freitas, Tony
'36-37..... Mooty, Jake
'37..... Moser, Arnie
'39..... Bordagaray, Frenchy
'41..... Lukon, Eddie
'44..... Kosman, Mike
'51..... McCosky, Barney
Tappe, Ted
'52..... Adcock, Joe
'55..... Hazle, Bob
Brovia, Joe
'56..... Dyck, Jim
'58..... Fridley, Jim
'65..... James, Charlie
'68..... Kelso, Bill
'73..... Scheinblum, Richie
'74-75..... Rettenmund, Merv
'78-81..... Kennedy, Junior
'82-85..... Walker, Duane
'87-88..... Garcia, Leo
'89..... Snider, Van
'90-91..... Lee, Terry
'92..... Coles, Darnell
'93..... Gregg, Tommy
'94..... Pegues, Steve
'95-96..... Ruffin, Johnny
'98..... Cooke, Steve
'99..... Hudek, John
LaRue, Jason
2000..... Sexton, Chris
Dawkins, Gookie
Jennings, Robin
'02-05..... Pena, Willy Mo
'06-07..... Ross, David
'08..... Ross, David
Castillo, Wilkin
'09..... Castillo, Wilkin
'11..... Hermida, Jeremy
'12-13..... Paul, Xavier
'14..... Francis, Jeff
'15-20..... Iglesias, Raisel

27
'33..... Smith, Bob
Robello, Tommy
'34..... Lombardi, Ernie
'35..... Schott, Gene
'36..... Moore, Dee
Nelson, Emmett
'37..... Jorgensen, Pinky
Vander Meer, Johnny
'39..... Bongiovanni, Nino
'41..... Waner, Lloyd
'42-45..... Walker, Gee
'46-47..... Lukon, Eddie
'48..... Wyrostek, Johnny
'53..... Joe Szekely
'55..... Gorbous, Glen
'55-56..... Silvera, Al
'56..... Flood, Curt
'57..... Schult, Art
Taylor, Joe
'59..... Powers, Johnny
'60..... Anderson, Harry
Walls, Lee
'61..... Anderson, Harry
'61-62..... Whisenant, Pete

'66-67..... Baldschun, Jack
'73..... Locklear, Gene
'88-97..... Rijo, Jose
2001-02..... Rijo, Jose
'05..... Bergolla, William
'07-08..... Kepingger, Jeff
'09..... Sulton, Drew
Rolen, Scott
'10-12..... Rolen, Scott
'15..... Boesch, Brennan
'16..... Ohlendorf, Ross
'17-18..... Ervin, Phillip
'19..... Kemp, Matt
'19-20..... Bauer, Trevor

28
'34..... Frey, Benny
'35..... Brennan, Don
'36..... Kosman, Mike
Joost, Eddie
'37..... Brennan, Don
'37..... Gehrmann, Paul
'39-40..... DiMaggio, Vince
'41..... Sauer, Hank
'42..... Kelleher, Frankie
Sauer, Hank
'43..... Aleno, Chuck
'44..... Eisenhardt, Jake
'45..... Sauer, Hank
'46..... Lawing, Garland
Vollmer, Clyde
'48..... Litwhiler, Danny
Rickert, Marv
'49-50..... Litwhiler, Danny
'52..... Abrams, Cal
'52-57..... Post, Wally
'58..... Miksis, Eddie
'58-68..... Pinson, Vada
'69-73..... Tolan, Bobby
'74..... Freed, Roger
'77-78..... Summers, Champ
'79..... Mejias, Sam
Summers, Champ
'80-81..... Mejias, Sam
'82-85..... Cedeno, Cesar
'86-89..... Daniels, Kal
'89..... Madison, Scott
'90-91..... Myers, Randy
'92-93..... Ruskin, Scott
'94-98..... Harris, Lenny
'98..... Konerko, Paul
'99-2000..... Lewis, Mark
'00..... Bell, Mike
'01..... Rivera, Ruben
'02-06..... Kearns, Austin
'06-07..... Lohse, Kyle
'08-09..... Encarnacion, Edwin
'09..... Balentien, Wladimir
'10-14..... Heisey, Chris
'15-20..... DeSclafani, Anthony

29
'33..... Quinn, Jack
'34..... #Shotton, Burt
'35..... Nelson, Emmett
Sullivan, Billy
'36..... #Sheehan, Tom
'37..... Jorgensen, Pinky
'42..... Sheehan, Frank
'42..... Corey, Tom
Vollmer, Clyde
'43..... Niemes, Jack
'44..... Shoun, Clyde
'48-49..... Sauer, Hank
'49..... Walker, Harry
Post, Wally
'57-59..... Whisenant, Pete
'60..... Post, Wally
Whisenant, Pete
'61-63..... Post, Wally

'68-69..... Johnson, Alex
'71..... Bradford, Buddy
'73..... Stahl, Larry
'75..... Spencer, Tom
'78-81..... Collins, Dave
'82-84..... Trevino, Alex
'86-88..... Jones, Tracy
'88-91..... Winingham, Herm
'92..... Swindell, Greg
'94-98..... Boone, Bret
'99..... Johnson, Brian
2000-01..... Bell, Rob
'01-02..... Acevedo, Jose
'02..... Gonzalez, Raul
'03-04..... Acevedo, Jose
'05..... Kelly, Kenny
Perez, Miguel
'07..... Stanton, Mike
'08-13..... Hanigan, Ryan
'14-15..... Pena, Braylan
'16-18..... Finnegan, Brandon
'19-20..... Colón, Christian

30
'32..... #Doolan, Mickey
'34..... Kampouris, Alex
Picinich, Val
'35..... Hiltcher, Whitey
'36-37..... Kelly, George
'37..... McCormick, Frank
'39-42..... Derringer, Paul
'49-51..... Peterson, Kent
'51..... Bolger, Jim
'55-58..... Freeman, Hersh
'58..... Newcombe, Don
'61-66..... Jay, Joey
'68..... Ritchie, Jay
'69-72..... Merritt, Jim
'73-81..... Griffey, Ken Sr.
'82..... Hurdle, Clint
'83..... Williams, Dallas
'87..... Hoffman, Guy
'88..... McClendon, Lloyd
'89-90..... Griffey, Ken Sr.
'92..... Martinez, Dave
'93-94..... Kelly, Roberto R.
'94-95..... Hunter, Brian R.
'96..... Coleman, Vince
Perez, Eduardo
'97-2000..... #Griffey Sr., Ken
'00-05..... Griffey Jr., Ken
'06..... McCracken, Quinton
Hopper, Norris
'07-08..... Hopper, Norris
'09..... Tatum, Craig
'10-11..... Wood, Travis
'12..... Navarro, Dioner
'13..... Duke, Zach
'14-15..... Bourgeois, Jason
'16..... Waldrop, Kyle
'17..... Alcantara, Arismendy
'17-20..... Mahle, Tyler

31
'32..... #Howley, Dan
'33..... Bluege, Otto
'34..... Marshall, Bill
'35..... #Sheehan, Tom
'36..... Hiltcher, Whitey
'37..... English, Charlie
Vander Meer, Johnny
'39-48..... Walters, Bucky
'49-53..... Wehmeier, Herm
'54..... Drews, Karl
Ross, Cliff
Wehmeier, Herm
'55..... Gross, Don
Lane, Jerry
'56-57..... Gross, Don

'58.....Hayden, Gene
O'Toole, Jim
Rabe, Charlie
'59-66.....O'Toole, Jim
'68.....McGinn, Dan
'69.....*Haddix, Harvey
70-73.....McGlothlin, Jim
74-75.....Kirby, Clay
77-81.....Moskau, Paul
'84-89.....Franco, John
'92-93.....Belcher, Tim
'94-96.....McElroy, Chuck
'96.....Morgan, Mike
Smith, Lee
'97.....#McKeon, Jack
Timmons, Ozzie
'98.....Sullivan, Scott
'99-2000.....#McKeon, Jack
'01-03.....Stinnett, Kelly
'04.....Bong, J.K.
'05-08.....Belisle, Matt
'09-11.....Gomes, Jonny
'12-14.....Simon, Alfredo
'15.....Marquis, Jason
Finnegan, Brandon
'16.....Simon, Alfredo
'17.....Storen, Drew
'18.....Gallardo, Yovani
'19.....*Ward, Turner
'20.....Jankowski, Travis

32

'36.....Davis, Peaches
'36-37.....Grissom, Lee
'39.....Grissom, Lee
'41.....Pearson, Monte
'46-47.....Lambert, Clay
'48.....Cress, Walker
Hughes, Tommy
'49.....Cress, Walker
'50-54.....Smith, Frank
'55.....Pearce, Jim
'56.....Smith, Frank
'57.....Sanchez, Raul
'58.....Haddix, Harvey
'59.....Cuellar, Mike
'59-61.....Osteen, Claude
'62-'64-67.....Ellis, Sammy
'68.....Pappas, Milt
'73-79.....Norman, Fred
'82.....Shirley, Bob
'83.....Gale, Rich
'84.....Owchinko, Bob
'85-94.....Browning, Tom
'95-97.....Jarvis, Kevin
'97-2005.....Graves, Danny
'05.....*Moses, John
'06-07.....*Hatcher, Billy
'08-16.....Bruce, Jay
'17.....Turner, Stuart
'18.....Harvey, Matt
'19.....Duke, Zach
Alaniz, R.J.
'20.....Alaniz, R.J.

33

'35.....*Kelly, George
'37.....Miller, Eddie
'39-43.....Vander Meer, Johnny
'44-45.....Carter, Arnold
'46-49.....Vander Meer, Johnny
'50.....Hetki, Johnny
'51.....Blackburn, Jim
'53.....Church, Bubba
Kelly, Bob
'54.....Drews, Karl
'55.....Ridzik, Steve
'58.....Hatfield, Fred
'63.....Worthington, Al

'64.....Duren, Ryne
Worthington, Al
'65-66.....Zanni, Dom
'67-68.....Abernathy, Ted
'69.....Pascual, Camilo
'70.....Behney, Mel
'73-77.....Armbrister, Ed
'79.....Blair, Paul
'81-82.....Blittner, Larry
'84-90.....Robinson, Ron
'90-91.....Minutelli, Gino
'93-94.....Dorsett, Brian
'96.....Gibraller, Steve
'98.....Hudek, John
Kroon, Mark
'99.....Avery, Steve
'00-2001.....*Griffey, Ken Sr.
'02-03.....Branyan, Russell
'04.....Matthews, Mike
'05-06.....Aurilia, Rich
'07.....Hamilton, Josh
'08.....Fogg, Josh
'09-10.....Owings, Micah
'11-12.....Arredondo, Jose
'14.....Rodriguez, Yorman
'16.....Iribarren, Hernan
'17-20.....Winker, Jesse

34

'33.....*Ens, Jewel
'37.....Jordan, Buck
'39.....Weaver, Jim
West, Dick
'40-42.....Turner, Jim
'43-46.....Heusser, Ed
'47-51.....Erautt, Eddie
'53.....Collum, Jackie
Erautt, Eddie
'54-55.....Collum, Jackie
'56.....Meyer, Russ
'57.....Osteen, Claude
Rabe, Charlie
'58.....Kellner, Alex
'60.....Wieand, Ted
'60-61.....Bridges, Marshall
'61.....Jones, Sherman
'62.....Drabowsky, Moe
'64.....Nichols, Chet
'66-67.....Pappas, Milt
'69.....Pena, Jose
Ramos, Pedro
'70.....Belinsky, Bo
'70-79.....Borbon, Pedro
'80.....Burnside, Sheldon
'82.....Kern, Jim
'82-84.....Scherrer, Bill
'84-85.....Knicey, Alan
'85.....Smith, Mike
'86-87.....Gullickson, Bill
'88-92.....Reed, Jeff
'93-94.....Service, Scott
'95.....Smith, Pete
'95-97.....Burba, Dave
'98.....Frank, Mike
'99-2001.....Tucker, Michael
'01.....Pickering, Calvin
'02.....Encarnacion, Juan
'02-03.....Dempster, Ryan
'04-06.....Clausen, Brandon
'07-18.....Bailey, Homer
'19.....O'Grady, Brian
'20.....Payton, Mark

35

'33.....#Bush, Donie
'36.....Moore, Whitey
'37.....Campbell, Gilly
'38.....Lombardi, Ernie
'39-42.....Moore, Whitey
'42-43.....Shoun, Clyde

'44.....Katz, Bob
Konstanty, Jim
'45.....Bossler, Mel
Modak, Mike
'46.....Andrews, Nate
'47.....Perkowski, Harry
Schultz, Mike
'49-54.....Perkowski, Harry
'55-58.....Klippstein, Johnny
'58.....Hayden, Gene
Wieand, Ted
'59.....Mabe, Bob
'60.....Sanchez, Raul
'65-69.....Arrigo, Jerry
'70-76.....Gullett, Don
'77.....Fryman, Woodie
'79-85.....Pastore, Frank
'87-88.....Pacillo, Pat
'88.....St. Claire, Randy
'89.....Griffin, Mike
'90-91.....*Williams, Stan
'92.....Berroa, Geronimo
'93-2005.....Gullett, Don
'05-06.....Standridge, Jason
'07.....Saarloos, Kirk
'08-12.....*Speier, Chris
'14.....*Smith, Steve
'15-18.....#Rigglesman, Jim
'19.....Roark, Tanner

36

'37.....Moore, Whitey
Moore, Dee
'38.....Davis, Spud
'39.....Hafey, Bud
Livengood, Wes
Niggeling, Johnny
'41.....Beggs, Joe
'44.....Shoun, Clyde
'45.....Bush, Guy
Kennedy, Vern
'46.....Shound, Clyde
'47.....Raffensberger, Ken
Shound, Clyde
'48-53.....Raffensberger, Ken
'54.....Lane, Jerry
Picone, Mario
Raffensberger, Ken
'55.....Minarcin, Rudy
'56.....Oldham, John
'57.....Hacker, Warren
Hook, Jay
Amor, Vincente
'58-60.....Newcombe, Don
'63-65.....Shore, Ray
'66-67.....Davidson, Ted
'68.....Carroll, Clay
Davidson, Ted
'69-75.....Carroll, Clay
'76.....Hinton, Rich
'77-88.....Soto, Mario
'89-90.....Roomes, Rolando
'91.....Carman, Don
'95.....Wells, David
'96.....Service, Scott
'97.....Morgan, Mike
'98-2000.....White, Gabe
'00.....Aybar, Manny
'00-01.....Cromer, D.T.
'02-04.....White, Gabe
'05.....Ortiz, Ramon
'06.....Cormier, Rheel
'07.....Gosling, Mike
'08-11.....Volquez, Edinson
'12-13.....Rodriguez, Henry
'14-15.....Holmberg, David
'15.....Gregg, Kevin
'16-17.....Wood, Blake
'17-18.....Mella, Keury
'19-20.....*Johnson, Derek

37

'37.....Mele, Dutch
'38.....McCormick, Frank
'39.....Barrett, Red
Davis, Peaches
'39-40.....Shoffner, Milt
'41-43.....Starr, Ray
'44.....Gumbert, Harry
'45-46.....Fox, Howie
'47.....Lively, Bud
'48.....Filipowicz, Steve
'48-49.....Lively, Bud
'53.....King, Clyde
'55.....Hooper, Bob
'56.....Shult, Art
'58-64.....Purkey, Bob
'65.....Craig, Roger
'67-68.....Tsitouris, John
'69-71.....Granger, Wayne
'74-76.....McEnaney, Will
'77-78.....Murray, Dale
'79-80.....Tomlin, Dave
'81.....Combe, Geoff
'82-83.....Harris, Greg
'84.....McGaffigan, Andy
Smith, Mike
'85.....McGaffigan, Andy
'86.....Smith, Mike
'87.....Scherrer, Bill
'88-92.....Charlton, Norm
'93.....Rothschild, Larry
'95-96.....Hernandez, Xavier
'96.....Lilliquist, Derek
'97-99.....Belinda, Stan
2000.....Charlton, Norm
'00-01.....Winchester, Scott
Miller, Corky
'02.....Miller, Corky
'03.....Smitherman, Stephen
'05-06.....Shackelford, Brian
'07.....Cormier, Rheel
Livingston, Bobby
'09.....Roenicke, Josh
'09-10, '13.....Miller, Corky
'16.....Cabrera, Ramon
'17.....Feldman, Scott
'18-19.....Hernandez, David
'20.....Stephenson, Tyler

38

'38.....Kampouris, Alex
'39.....Naktenis, Pete
Simmons, Al
West, Dick
'41.....Hutchings, Johnny
'43-44.....Malloy, Bob
'45.....Orphal, John
Riddle, Elmer
'46.....Dasso, Frank
Malloy, Ken
'47-48.....Peterson, Kent
'50.....Avrea, Jim
'50-52.....Byerly, Bud
'52-55.....Podbielan, Bud
'56.....LaPalme, Paul
'61.....Nunn, Howie
'62.....Hillman, Dave
'62-66.....Tsitouris, John
'66.....Fischer, Hank
'67-77.....Nolan, Gary
'77.....Torres, Angel
'80-84.....Berenyi, Bruce
'84-85.....Tibbs, Jay
'86.....Terry, Scott
'87.....Perry, Pat
'88.....Brown, Keith
Perry, Pat
'90-91.....Brown, Keith
'92.....Afenir, Troy
'95.....Remlinger, Mike

'97.....Mercker, Kent
'98-2001.....Harnisch, Pete
'02.....Moehler, Brian
'03-05.....Wagner, Ryan
'06-08.....Majewski, Gary
'09.....Wells, Kip
'10-18.....*#Price, Bryan
'18.....Casali, Curt
'20.....Garcia, Jose

39

'35.....Gamble, Lee
'38.....Myers, Billy
'39-42.....Thompson, Junior
'43.....Stone, Rocky
'44.....Ferguson, Bob
Katz, Bob
Peterson, Kent
'45.....Bowman, Joe
'49.....Dobernic, Jess
Howell, Dixie
'52-60.....Nuxhall, Joe
'62.....Miller, Bob
Wills, Ted
'65.....Locke, Bobby
'67.....Osteen, Darrell
'68-69.....Culver, George
'70.....Washburn, Ray
'71-72.....Gibbon, Joe
'84-87.....Parker, Dave
'88.....Roenicke, Ron
'91-93.....Hill, Milt
'94.....Hanson, Erik
'95.....Worthington, Craig
'96.....Belk, Tim
Coleman, Vince
Martinez, Pedro A.
'97-98.....Perez, Eduardo
2000.....Cromer, D.T.
Mercado, Hector
'01.....Atchley, Justin
'01.....Gonzalez, Raul
'02.....Silva, Jose
'03.....Manzanillo, Josias
'03-10.....Harang, Aaron
'11-18.....Mesoraco, Devin
'18-20.....Sims, Lucas

40

'38.....Riggs, Lew
'40.....Hutchings, Johnny
'41.....Logan, Bob
'46-48.....Hetki, Johnny
'49.....Fanovich, Frank
'50-51.....Ramsdell, Willie
'52.....Church, Bubba
'52.....Jordan, Niles
'56-59.....Acker, Tom
'60.....McLish, Cal
'61.....Johnson, Ken
'62.....Sisler, Dave
'67.....Boehmer, Len
'68-71.....Cloninger, Tony
'76.....Zachry, Pat
'77.....Hoerner, Joe
Zachry, Pat
'78-80.....Bair, Doug
'81.....Edelen, Joe
Bair, Doug
'82.....Edelen, Joe
'84-85.....*Williams, Stan
'86.....Denny, John
'87.....Montgomery, Jeff
'88-91.....Armstrong, Jack
'92.....Green, Gary
'93-95.....Pugh, Tim
'96.....Carrara, Giovanni
Pugh, Tim
'97.....Bones, Ricky
'97-99.....Tomko, Brett

2002..... Dempster, Ryan
 '03-05..... Wilson, Paul
 '07..... Coutlangus, Jon
 '08-11..... Masset, Nick
 '13..... Reynolds, Greg
 '14-15..... Axelrod, Dylan
 '15-16..... Holt, Tyler
 '17-18..... Brice, Austin
 '19..... Wood, Alex

41
 '38..... Goodman, Ival
 '40-44..... Riddle, Elmer
 '45..... Beck, Boom Boom
 '46-49..... Gumbert, Harry
 '52..... Hiller, Frank
 '58..... Kellner, Alex
 '59..... Bailey, Jim
 '61..... Hunt, Ken
 '62-66..... Nuxhall, Joe
 '77-82..... Seaver, Tom
 '87..... Hume, Tom
 Russ, Jerry
 '90-92..... #Piniella, Lou
 '93..... Reardon, Jeff
 '95..... Pennington, Brad
 '96-98..... Shaw, Jeff
 '99-2000..... Villone, Ron
 '01-03..... Reitsma, Chris
 '04..... Sanchez, Jesus
 '05-07..... #Jerry Narron
 '07..... Kelly, Pat
 3/31/08..... Harang, Aaron
 '08..... Affeldt, Jeremy
 '09-12..... #Berry, Mark
 '14..... Dennick, Ryan
 '15..... Mattheus, Ryan
 '16..... Somsen, Layne
 Wright, Daniel
 '17..... Buchanan, Jake
 Shackelford, Kevin
 '18..... Shackelford, Kevin
 Wisler, Matt

42
 '38..... Cooke, Dusty
 '40..... Barrett, Red
 '42..... Burpo, George
 '44..... De La Cruz, Tommy
 '45..... Hetki, Johnny
 Lisenbee, Hod
 '46..... Burpo, George
 '47..... Polivka, Ken
 '53..... Johannes, Ivan
 '54..... Savransky, Moe
 '55..... Staley, Gerry
 '56-58..... Jeffcoat, Hal
 '59..... Brosnan, Jim
 Jeffcoat, Hal
 '60-63..... Brosnan, Jim
 '64-68..... McCool, Billy
 '69..... Ribant, Dennis
 Short, Bill
 '70..... Noriega, John
 '71..... Blateric, Steve
 '76-77..... Alcala, Santo
 '78-80..... Bonham, Bill
 '83-84..... Cato, Keeffe
 '85..... Stuper, John
 '86..... Willis, Carl
 '89-90..... Mahler, Rick
 '91..... Jefferson, Reggie
 Jefferson, Stan
 '93..... Varsho, Gary
 '94-95..... Jarvis, Kevin
 '95..... Jackson, Mike
 '96..... Salkeld, Roger

4/15/07..... Griffey Jr., Ken
 4/15/08..... Griffey Jr., Ken
 #Baker, Dusty
 April 15 each year..... Team
 Retired in 1997
 Jackie Robinson

43
 '38..... Gamble, Lee
 '40-44..... Beggs, Joe
 '44..... Lohrman, Bill
 Nuxhall, Joe
 '45..... Dasso, Frank
 '46-47..... Beggs, Joe
 '48..... Blackburn, Jim
 '48-51..... Fox, Howie
 '53-55..... Fisher, Maury
 '56..... Kennedy, Bill
 Jansen, Larry
 '58..... Lown, Turk
 '58-60..... Pena, Orlando
 '62..... Nunn, Howie
 '63..... Zanni, Dom
 '66-67..... Nottebart, Don
 '69..... Fisher, Jack
 '70-71..... Wilcox, Milt
 '72-77..... Billingham, Jack
 '78..... Tomlin, Dave
 '80..... Howell, Jay
 '81..... Brown, Scott
 '86-87..... Landrum, Bill
 '88..... Gray, Jeff
 Reed, Jeff
 '89..... Tekulve, Kent
 '90-91..... Layana, Tim
 '93..... Landrum, Bill
 '96-98..... Remlinger, Mike
 '99..... Ryan, B.J.
 2000-01..... Fernandez, Osmy
 '02-04..... Haynes, Jim
 '04-05..... Hancock, Josh
 '06..... Tunnell, Lee
 '07-09..... Pole, Dick
 '10-12..... Cairo, Miguel
 '13-15..... Parra, Manny
 '16-19..... Schebler, Scott
 '20..... Raley, Brooks

44
 '38..... Craft, Harry
 '42..... Blackwell, Ewell
 '46-47..... Malloy, Bob
 '48..... Blackburn, Jim
 Hughes, Tommy
 Cress, Walker
 '58-59..... Schmidt, Willard
 '60-65..... Henry, Bill
 '65..... Duffalo, Jim
 Henry, Bill
 '69..... Jackson, Al
 Noriega, John
 '71-73..... Sprague, Ed
 '73-74..... Baney, Dick
 '75-76..... Darcy, Pat
 '77..... Caldwell, Mike
 '77-79..... Capilla, Doug
 '79-82..... Liebrandt, Charlie
 '84-91..... Davis, Eric
 '93-95..... Roper, John
 '95..... Duncan, Mariano
 Viola, Frank
 '96..... Davis, Eric
 '97..... Watkins, Pat
 '98..... Nieves, Melvin
 Winchester, Scott
 '99..... Cameron, Mike
 2000..... Hunter, Brian L.
 '01-08..... Dunn, Adam
 '10-15..... Leake, Mike
 '15..... Waldrop, Kyle

'16..... Reed, Cody
 '18..... Rainey, Tanner
 '19-20..... Aquino, Aristides

45
 '38..... Jordan, Buck
 Richardson, Nolen
 Stein, Justin
 '46..... Wittig, Johnnie
 '47..... Wehmeier, Herm
 Young, Babe
 '48..... Sauer, Hank
 Wehmeier, Herm
 '51-53..... Blake, Ed
 '52..... Haugstad, Phil
 Schmitz, Johnny
 '57..... Skaugstad, Dave
 '58..... Kelly, Bob
 Morejon, Dan
 '60..... Richards, Duane
 '67..... Wood, Jake
 '70-72..... Simpson, Wayne
 '73-74..... Nelson, Roger
 '76-79..... Sarmiento, Manny
 '82-83..... Hayes, Ben
 '84-85..... #Kaat, Jim
 '86..... Welsh, Chris
 '87-88..... Rasmussen, Dennis
 '88..... Sierra, Candy
 '89..... Sebra, Bob
 '90-92..... Hammond, Chris
 '93..... Hughes, Keith
 Wickander, Kevin
 '94-97..... Brantley, Jeff
 '98..... Hutton, Mark
 Tarasco, Tony
 2000-02..... Dessens, Elmer
 '03..... Anderson, Jimmy
 '03-04..... Van Poppel, Todd
 '05..... Ramirez, Elizardo
 '06..... Hammond, Chris
 Guardado, Eddie
 '06-08, '10-12..... Bray, Bill
 '13-15..... Marshall, Sean
 '16-20..... #Benavides, Freddie

46
 '38..... Bengé, Ray
 Lang, Don
 '46..... Vollmer, Clyde
 '53..... Baczewski, Fred
 Nevel, Ernie
 '54-55..... Baczewski, Fred
 '56-59..... Lawrence, Brooks
 '60..... Grimm, Bob
 Lawrence, Brooks
 '60-70..... Maloney, Jim
 '74..... Osburn, Pat
 '83-84..... Russell, Jeff
 '85-88..... Murphy, Rob
 '92-93..... Brumfield, Jacob
 '94-97..... Schourek, Pete
 '98..... Nieves, Melvin
 Winchester, Scott
 '99..... Bere, Jason
 2000..... Kieschnick, Brooks
 '01-04..... Rieding, John
 '05..... Simpson, Allan
 '06..... Mays, Joe
 '07..... #Mackanic, Pete
 '08..... Phillips, Andy
 '09-11..... Fisher, Carlos
 '13-14..... Patch, Curtis
 '15-16..... Moscot, Jon
 '17..... Adleman, Tim
 '18..... Gosselin, Phil
 Williams, Mason
 '19..... Gausman, Kevin
 '20..... Strop, Pedro

47
 '38..... Frey, Lonny
 '46-52..... Blackwell, Ewell
 '53-54..... Judson, Howie
 '58..... Hook, Jay
 Wight, Bill
 '59..... Arroyo, Luis
 Rudolph, Don
 '59-61..... Hook, Jay
 '62..... Klippstein, Johnny
 '63..... Coates, Jim
 '65..... Arrigo, Gerry
 '71..... Garrett, Greg
 '74..... McQueen, Mike
 '77-85..... Hume, Tom
 '87-88..... Williams, Frank
 '89-91..... Scudder, Scott
 '92..... Bradley, Scott
 '94..... Ruffin, Johnny
 '95..... Sullivan, Scott
 '96..... Smith, Lee
 1996-2007..... #Hume, Tom
 '08-15..... Cueto, Johnny
 '15-16..... Lamb, John
 '17-20..... Romano, Sal

48
 '38..... Davis, Kiddo
 '47..... Riddle, Elmer
 '48..... Burkhart, Ken
 Holcombe, Ken
 '49..... Burkhart, Ken
 '53..... Martin, Barney
 '56..... Scantlebury, Pat
 '63..... Owens, Jim
 '67-68..... Lee, Bob
 '71-73..... Grimsley, Ross
 '80..... Combe, Geoff
 '83-87..... Power, Ted
 '88-90..... Birtas, Tim
 '91..... Power, Ted
 '92-93..... Henry, Dwayne
 '93-94..... Spradlin, Jerry
 '95..... Reed, Rick
 '96..... Spradlin, Jerry
 '97..... White, Gabe
 '98..... Jordan, Ricardo
 Krivda, Rick
 1999-2003..... Williamson, Scott
 '03-05..... Valetine, Joe
 '06..... Gosling, Mike
 '07..... Cruz, Enrique
 '08-11 Cordero, Francisco
 '12-14..... Ludwick, Ryan
 '15-16..... Sampson, Keyvius
 '17..... Astin, Barrett
 '18-19..... Hughes, Jared
 '20..... Thornburg, Tyler

49
 '38..... Bongiovanni, Nino
 '54..... Valentine, Corky
 '55..... Black, Joe
 Valentine, Corky
 '56..... Black, Joe
 '72-73..... Tomlin, Dave
 '74-77..... Eastwick, Rawly
 '80-86..... Price, Joe
 '88-94..... Dibble, Rob
 '95..... #Nitkowski, C.J.
 Wilson, Nigel
 Wells, David
 '97..... Eischen, Joey
 '98..... Weathers, David
 '98-01..... Reyes, Dennis
 '02..... Pineda, Luis
 '03..... Heredia, Felix
 '04-06..... #Chambless, Chris
 '07-12..... #Jacoby, Brook
 '14-15..... #Bell, Jay

'16..... #Riggins, Mark
 '16..... Renda, Tony
 '17..... Wallach, Chad
 '18..... Weiss, Zack
 '19..... Herget, Jimmy

50
 '38..... Hershberger, Willard
 '50-52..... #Sewell, Luke
 '52..... #Hornsby, Rogers
 '53..... Hornsby, Rogers
 '64..... Helms, Tommy
 '77-78..... Dumoulin, Dan
 '82-84..... Lesley, Brad
 '92..... Bolton, Tom
 '93..... Gordon, Keith
 '95..... Wells, David
 '96..... #Bombard, Marc
 #Hume, Tom
 '97..... Crowell, Jim
 Service, Scott
 '99..... Service, Scott
 2000..... Bell, Bro
 #Dunlop, Harry
 '01..... Reith, Brian
 '01-02..... Hamilton, Joey
 '03..... Mercker, Kent
 Serafini, Danny
 '04..... #Narron, Jerry
 '05-06..... Mercker, Kent
 '07..... Dumatrait, Phil
 '08..... Mercker, Kent
 '09..... Viola, Pedro
 '10..... Springer, Russ
 '11..... Willis, Dontrelle
 '12..... Broxton, Jonathan
 '13-14..... Soto, Neftali
 '15..... Lorenzen, Michael
 '16..... Diaz, Dayan
 '17-20..... Garrett, Amir

51
 '38..... Lang, Don
 Outlaw, Jimmy
 '50-51..... #Cuccinello, Tony
 '51..... #Litwhiler, Danny
 '52..... #Brucker, Earle
 '53..... #Garrison, Ford
 '54-57..... #Fowler, Art
 '57..... Podbielan, Bud
 '74-75..... Carroll, Tom
 '78-81..... LaCoss, Mike
 '85..... Buchanan, Bob
 '88-89..... Brown, Marty
 '93..... Tubbs, Greg
 '93..... Owens, Eric
 '96..... Fordyce, Brook
 '97..... Tabaka, Jeff
 '98..... Bere, Jason
 Priest, Eddie
 '99..... Winchester, Scott
 '00-2001..... #Wohlers, Mark
 '01..... MacRae, Scott
 '03..... Austin, Jeff
 '03-04..... Norton, Phil
 '06..... Franklin, Ryan
 '07-11..... Burton, Jared
 '12..... Marshall, Sean
 '13-14..... Broxton, Jonathan
 '15..... Hand, Donovan
 Balester, Collin
 '16..... Selsky, Steve
 '17..... Bonilla, Lisalberto
 '18..... Crockett, Kyle
 Trahan, Blake

52
 '38..... Derringer, Paul
 '50..... *Mancuso, Gus
 '51..... *Litwhiler, Danny
 '52..... *Chapman, Ben
 '53..... #Mills, Buster
 '54..... Powell, William
 '91..... Sanford, Mo
 '92..... Menendez, Tony
 '93..... Luebbers, Larry
 '96..... Mitchell, Keith
 '97..... Winchester, Scott
 2000..... Larkin, Andy
 Riedling, John
 '01..... Mercado, Hector
 '02..... Chen, Bruce
 '03-04..... Reith, Brian
 '05..... Booker, Chris
 Stone, Ricky
 '06..... Williams, Dave
 Yan, Esteban
 Johnson, Jason
 '07..... Stone, Ricky
 '08-10..... Herrera, Daniel Ray
 '11..... Reineke, Chad
 '12-17..... Cingrani, Tony
 '17..... Farrell, Luke
 '18..... *Darwin, Danny
 '19-20..... Farmer, Kyle

53
 '38..... Grissom, Lee
 '50-52..... *Page, Phil
 '54..... Drews, Karl
 Zuverink, George
 '64..... Dickson, Jim
 '64..... Duren, Ryne
 '76-77..... Henderson, Joe
 '85..... Smith, Mike
 '91..... Sanders, Reggie
 '93..... Wickander, Kevin
 '94..... Delucia, Rich
 '96..... Pugh, Tim
 Moore, Marcus
 '97..... Martinez, Pedro A.
 '98..... Williams, Todd
 2000..... Luebbers, Larry
 '01-02..... Brower, Jim
 '02..... Fernandez, Jared
 '03..... Budzinski, Mark
 '03-05..... *Whisler, Randy
 '06..... Burns, Mike
 '07..... Salmon, Brad
 '08..... Thompson, Daryl
 '09-10..... Rhodes, Arthur
 '14-15..... Contreras, Carlos
 '16..... Hayes, Drew
 '16-19..... Peralta, Wandy
 '20..... Biddle, Jesse

54
 '38..... Schott, Gene
 '54..... Minarcini, Rudy
 Pearce, Jim
 '65-66..... Osteen, Darrell
 '84..... Browning, Tom
 '89..... Leary, Tim
 '91-94..... Foster, Steve
 '96..... Mottola, Chad
 '98..... Glauber, Keith
 '00..... Clark, Brady
 '01..... Selby, Bill
 '01..... Fernandez, Jared
 '02..... Hudson, Luke
 '03..... Hamilton, Joey
 '04-05..... Hudson, Luke
 '06..... Abad, Andy
 Ramirez, Elizardo

'07..... Ramirez, Elizardo
 '08..... Cabrera, Jolbert
 '10-15..... Chapman, Aroldis
 '16..... Cotham, Caleb
 '17..... Davis, Rookie
 '19-20..... Gray, Sonny

55
 '38..... Davis, Peaches
 '68-69..... Beauchamp, Jim
 '75..... Werner, Don
 '89..... Roesler, Mike
 '90-91..... Sutko, Glenn
 '92..... Pugh, Tim
 '93..... Powell, Ross
 '94..... Fortugno, Tim
 '97..... Timmons, Ozzie
 2000-02..... *Berry, Mark
 '02..... Estes, Shawn
 '04-08..... *Berry, Mark
 '09-11..... Hernandez, Ramon
 '12-14..... Latos, Mat
 '15..... Schumaker, Skip
 '16-20..... Stephenson, Robert

56
 '38..... Hollingsworth, Al
 Walters, Bucky
 '64-65..... Davidson, Ted
 '80..... Householder, Paul
 '82..... Lawless, Tom
 '84..... Rowdon, Wade
 '88..... Harris, Lenny
 '89-90..... Rodriguez, Rosario
 '92..... Greene, Willie
 '93..... Anderson, Mike
 Kaiser, Jeff
 '96-97..... Sullivan, Scott
 '98..... Klingenberg, Scott
 '99-2003..... Sullivan, Scott
 '04..... Myette, Aaron
 '05-07..... Coffey, Todd
 '08..... Coffey, Todd
 Owings, Micah
 '09-11..... Maloney, Matt
 '13..... Freeman, Justin
 '14-15..... *Pico, Jeff
 '16..... Delabar, Steve
 '16-18..... *Power, Ted
 '19-20..... *House, J.R.

57
 '38..... Vander Meer, Johnny
 '78..... Spillman, Harry
 '80..... Milner, Eddie
 '85..... O'Neill, Paul
 '88..... Snider, Van
 '91..... Benavides, Freddie
 '92..... Costo, Tim
 '93-97..... Smiley, John
 '98..... Petagine, Roberto
 '99..... Greene, Rick
 Guzman, Juan
 2001..... Nichting, Chris
 '03..... *Robson, Tom
 '03..... Bale, John
 '04..... Clark, Jermaine
 '05..... Keisler, Randy
 '06..... Germano, Justin
 Harris, Brendan
 '07..... Santos, Victor
 '08-10..... Lincoln, Mike
 '11..... Horst, Jeremy
 '12-18..... *Jenkins, Mack
 '18..... Reyes, Jesús
 '20..... Jones, Nate

58
 '38..... Cascarella, Joe
 '74..... Darcy, Pat
 '78..... DeFreites, Art
 '87..... Treadway, Jeff
 '92-93..... Hernandez, Cesar
 '93..... Ruffin, Johnny
 '94-97..... Carrasco, Hector
 '97..... Lewis, Richie
 '98-2000..... Parris, Steve
 '01..... Rodriguez, Frank
 '02..... Almanzar, Carlos
 '03..... Hall, Josh
 '05-06..... Ruhle, Vern
 '07..... Lopez, Pedro
 '08-09..... Ramirez, Ramon
 '10..... Del Rosario, Emerico
 '11..... Thompson, Daryl
 '12..... Redmond, Todd
 '13-14..... Christiani, Nick
 '15..... Adcock, Nate
 '16..... Straily, Dan
 '17-20..... Castillo, Luis

59
 '38..... Kleinhans, Ted
 West, Dick
 '84..... Toliver, Fred
 '90-91..... Gross, Kip
 '92..... Brown, Keith
 '92-93..... Ayala, Bobby
 '96..... Lyons, Curt
 2000..... Glauber, Keith
 '01..... Davis, Lance
 *Berry, Mark
 '04..... Jones, Todd
 '05..... Sardinha, Dane
 '07..... McBeth, Marcus
 '08-12..... *Lopez, Juan
 '14-18..... *Long, Don
 '19..... Lavarnway, Ryan
 '20..... *Zinter, Alan

60
 '38..... Moore, Whitey
 '93..... Koeling, Brian
 2001..... *Greenwell, Mike
 Piersoll, Chris
 '03-'04..... Hummel, Tim
 '04..... Padilla, Juan
 '06..... Schoeneweis, Scott
 '08..... Rosales, Adam
 '09..... Manuel, Robert
 Barker, Kevin
 '12-16..... Hoover, J.J.
 '16..... Magill, Matt
 '18..... *Kelly, Pat
 '19-20..... *Tunnell, Lee

61
 '38..... Barrett, Red
 '82..... Redus, Gary
 '93..... Bushing, Chris
 '95..... Gibraltar, Steve
 '97..... Carrara, Giovanni
 2003..... Watson, Mark
 '06-13..... Arroyo, Bronson
 '14-15..... *Tinsley, Lee
 '16..... Lopez, Raffy
 Melville, Tim
 '17..... Arroyo, Bronson
 '18..... Quackenbush, Kevin
 Guerrero, Gabriel
 '19-20..... *Pickler, Jeff

62
 '38..... Berger, Wally
 '93..... Kessinger, Keith
 '95..... Courtright, John
 '98..... Garcia, Guillermo
 2003..... Etherton, Seth
 '06..... Olmedo, Ray
 '07..... Gil, Jerry
 '08..... Richar, Danny
 '09..... Lehr, Justin
 '10-11..... Smith, Jordan
 '14..... Bell, Trevor
 '14-15..... Villarreal, Pedro
 '16..... Morris, A.J.
 '17-18..... Stephens, Jackson
 '20..... *Mather, Joe

63
 '38..... Weaver, Jim
 2003..... Stenson, Dernel
 '06..... Michalak, Chris
 '07..... Coats, Buck
 '08..... Pettijohn, Adam
 '10-15..... LeCure, Sam
 '17..... Hernandez, Ariel
 '18..... Floro, Dylan
 Aquino, Aristides
 '19..... Mella, Keury

64
 2003..... Chamblee, Jim
 '06..... Kim, Sun-Woo
 '08..... Shearn, Tom
 '07..... Adkins, Jon
 '09..... Balentien, Wladimir
 '09-10..... Francisco, Juan
 '14..... Corcino, Daniel
 '15..... Smith, Josh
 '16-18..... *Jaramillo, Tony
 '19..... *Ecker, Donnie
 '20..... Davidson, Matt

65
 '38..... #McKechnie, Bill
 '95..... Grott, Matt
 2003..... Randall, Scott
 '07..... Hanigan, Ryan
 '08..... Roenicke, Josh
 '12-13..... Villarreal, Pedro
 '15..... LaMarre, Ryan
 '17..... Wojciechowski, Asher
 '19-20..... *Cotham, Caleb

66
 '38..... *Gowdy, Hank
 2003..... Norton, Phil
 '10-14..... Ondrusek, Logan
 '16..... De Los Santos, Abel
 Ramirez, JC
 '19..... Puig, Yasiel
 '19-20..... Kuhnle, Joel

67
 '38..... *Roush, Edd
 '97..... Rodriguez, Felix
 2003..... Sardinha, Dane
 '12..... Rodriguez, Henry
 '15..... Cabrera, Ramon
 '16..... Kivlehan, Patrick
 '17..... Chacin, Alejandro
 '19..... Bowman, Matt

68
 2003..... Valent, Eric
 '12..... Gregorius, Didi
 '16..... Adleman, Tim
 '17..... *McGuire, Deek
 '19..... Graterol, Juan

69
 '96..... Belk, Tim

70
 '98..... Larkin, Stephen
 2003..... Belisle, Matt
 '12..... Cingrani, Tony
 '14-16..... Diaz, Jumbo
 '20..... Antone, Tejay

71
 2003..... Cerros, Juan

72
 '95..... Duncan, Mariano
 '96..... Goodwin, Curtis
 *Hume, Tom
 '04-18..... *Stefanski, Mike

73
 '16..... Smith, Josh

74
 '15..... *Antigua, Nilson

77
 2005..... Weber, Ben
 2007..... *Narron, Johnny

79
 '86..... *Lett, Jim

81
 2006-07..... Guardado, Eddie

87
 '15-18..... *Hughes, Dustin
 '20..... De León, José

88
 '14-15..... *Benavides, Freddie
 '18..... *Ebert, Derrin
 '19-20..... *Valles, Rolando

89
 '17..... *Pollorena, Luis
 '19-20..... *Pérez, Cristian

90
 '19-20..... *DeShields, Delino

91
 '19-20..... *Duarte, Jose

92
 '19-20..... *Irving, Nate



NATIONAL BASEBALL HALL OF FAME AND MUSEUM

25 Main Street, Cooperstown, New York 13326

Phone: (607) 547-7200

Public Relations: (607) 547-0215

E-mail address: info@baseballhall.org

Website: baseballhall.org

Summer Hours: Memorial Day Weekend - Labor Day Weekend: 9 a.m. to 9 p.m.

Regular Hours: 9 a.m. to 5 p.m.

Holiday Closings: Thanksgiving Day, Christmas Day, and New Year's Day.

DIRECTORY: Jane Forbes Clark (Chairman), Tim Mead (President), Jeff Jones (Senior Vice President of Finance and Administration), Sean Gahagan (Vice President, Retail Merchandising & Licensing), Erik Strohl (Vice President, Exhibitions and Collections), Ken Meifert (Vice President, Sponsorship & Development)

PR CONTACTS: Jon Shestakofsky (Vice President, Communications & Education) and Craig Muder (Comm. Director)

HALL OF FAME INDUCTION 2021: Sunday, July 25

Class of 2020: Derek Jeter, Marvin Miller, Ted Simmons and Larry Walker

REDS IN THE HALL OF FAME

A total of 45 former players, managers and executives in the Hall of Fame spent all or part of their professional careers with the Cincinnati Reds, including 2019 electee Lee Smith. Ten Hall of Famers spent a majority of their careers in a Reds uniform, including Johnny Bench, Barry Larkin, Ernie Lombardi, Bill McKechnie, Bid McPhee, Joe Morgan, Tony Pérez, Eppa Rixey, Frank Robinson and Edd Roush. For a complete list of Cincinnati Reds in the Hall of Fame, visit the Hall of Famers team pages at www.baseballhall.org.

NOTABLE REDS ARTIFACTS IN COOPERSTOWN

- Bat used by Aristides Aquino on Aug. 10, 2019, when he hit three home runs in one game.
- Spikes worn by Joey Votto on Sept. 30, 2018, his final game of a season where he led the NL in on-base percentage for the seventh time.
- Bat used by Scooter Gennett to hit four homers in one game on June 6, 2017.
- Spikes worn during road games by Joey Votto during his streak of 20 consecutive games reaching base multiple times in 2017.
- Cap worn by Aroldis Chapman on April 10, 2015 when he recorded his 115th save to set a new mark for pitchers born in Cuba.
- Jersey worn by Brandon Phillips on July 29, 2015 when he became the first player to record four hits, two home runs, seven RBI and two stolen bases since RBI became an official statistic in 1920.
- Bat used by Devin Mesoraco from June 19-24, 2014 when he homered in five straight games.
- Spikes from Homer Bailey, who no-hit the Giants on July 2, 2013 for his second no-hitter.
- A cap from pitcher Mike Leake, who became the first pitcher in 15 years to go directly from amateur ball to the big leagues.
- Helmet worn by Ken Griffey Jr. to hit his 600th career home run on June 9, 2008, becoming the sixth player to reach the mark.
- Batting helmet worn by Ken Griffey Jr. when he hit his 500th home run on June 20, 2004.
- Lineup card from the first game and ball from the first hit by Ken Griffey Jr. at Great American Ball Park, March 31, 2003.
- Baseball hit for a RBI-groundout by Dmitri Young that produced a run in the 182nd consecutive game for Cincinnati, setting a Major League record, April 24, 2001
- Ken Griffey Jr.'s batting helmet when he became the youngest ever to reach 400 career home runs on April 10, 2000.
- Bat and baseball from home run hit by Mark Lewis, who hit the Reds' ninth home run in a game vs. Philadelphia on Sept. 4, 1999, setting an NL record.
- More than 20 artifacts representing the career of all-time hits leader Pete Rose.



Bat used by Aristides Aquino to hit three home runs on Aug. 10, 2019.

A LOOK AHEAD TO 2022

Ballots for the 2022 Hall of Fame/BBWAA election will be distributed following the 2021 season with results from the voting scheduled to be announced in January 2022. A partial list of first-year candidates for election includes Prince Fielder, David Ortiz, Alex Rodriguez and Mark Teixeira. Historical information on past BBWAA elections and the election process can be accessed at www.baseballhall.org or by contacting the Hall of Fame Communications department.

CONNECT TO COOPERSTOWN

- For up-to-the-minute news from Cooperstown, visit at www.baseballhall.org. Stay up-to-date on all the activity at the Hall of Fame's official site, on Twitter @baseballhall and through social networking on Facebook, Instagram and YouTube.
- If you would like to receive interesting stories and timely news items direct from the Hall of Fame and get the inside track on the latest happenings in Cooperstown, sign up for *Inside Pitch*. There's no cost to receive our weekly electronic newsletter in your e-mail box at home or work and it's easy to enroll: Just log on to www.baseballhall.org/media/museum-facts.
- If you have an interest in receiving *Around The Horn*, the Hall's monthly media newsletter, please send an e-mail to info@baseballhall.org. Be sure to include your name, name of organization and e-mail address. Or visit www.baseballhall.org/media-info.

RESEARCH ASSISTANCE

The Hall of Fame is pleased to provide assistance in baseball research and members of the media are encouraged to utilize this valuable baseball resource whenever necessary by calling the Public Relations department at (607) 547-0215, or the Library Reference desk at (607) 547-0330.

REDS IN THE NATIONAL BASEBALL HALL OF FAME



SPARKY ANDERSON



JOHNNY BENCH



WARREN GILES



BARRY LARKIN



ERNIE LOMBARDI



BILL McKECHNIE



BID MCPHEE



JOE MORGAN



TONY PEREZ



EPPA RIXEY



EDD ROUSH

FORD C. FRICK AWARD

- Red Barber (WSAI, 1978)
- Russ Hodges (WFBE, 1980)
- Marty Brennaman (WLW, 2000)
- Al Helfer (WSAI, 2019)
- Al Michaels (WLW, 2020)

J.G. TAYLOR SPINK AWARD

- Hugh Fullerton - Columbus Post-Dispatch (1964)
- James Isaminger - Cincinnati Times-Star (1974)
- Si Burick - Dayton Daily News (1982)
- Earl Lawson - Cincinnati Post (1985)
- Ritter Collett - Dayton Daily News (1991)
- Hal McCoy - Dayton Daily News (2002)

OTHER HALL OF FAMERS WHO SPENT PART OF THEIR CAREERS WITH THE REDS

- | | | |
|--------------------|-------------------|---------------|
| Jake Beckley | Jesse Haines | Tom Seaver |
| Jim Bottomley | Harry Heilmann | Al Simmons |
| Three-Finger Brown | Milly Huggins | Lee Smith |
| Sam Crawford | Joe Kelley | Joe Tinker |
| Kiki Cuyler | George Kelly | Dazzy Vance |
| Leo Durocher | Mike (King) Kelly | Lloyd Waner |
| Buck Ewing | Rube Marquard | Deacon White |
| Ken Griffey Jr. | Charles Radbourne | George Wright |
| Clark Griffith | Frank Robinson | Harry Wright |
| Chick Hafey | Amos Rusie | |

REDS EXECUTIVES/MANAGERS IN THE HALL OF FAME

- | | | |
|------------------|----------------|-------------------|
| Sparky Anderson | Clark Griffith | Christy Mathewson |
| Charles Comiskey | Ned Hanlon | Bill McKechnie |
| Candy Cummings | Rogers Hornsby | |
| Warren Giles | Larry MacPhail | |

CINCINNATI REDS HALL OF FAME

Eighty-one players, 5 managers, 3 executives and radio broadcaster Marty Brennaman have been elected to the Reds Hall of Fame since its inception in 1958. From 1958–1988, fans chose the inductees. There were no elections from 1989–1997. From 1998–2004, voting was conducted exclusively by the local chapter of the Baseball Writers' Association of America. Today, elections take place in odd-numbered years with fans, Reds alumni and media members selecting a player from a ballot of players who appeared in a game within the last 13 years of the election year, and a Veterans Committee comprised of Reds Hall of Famers, media members and baseball historians who vote on players whose careers ended more than 13 years prior to the election year.


REDS HALL OF FAME

Sparky Anderson, 2000
 Jake Beckley, 2014
 Gus Bell, 1964
 Johnny Bench, 1986
 Jack Billingham, 1984
 Ewell Blackwell, 1960
 Pedro Borbon, 2010
 Marty Brennaman, 2021
 Rube Bressler, 1963
 Dave Bristol, 2018
 Tom Browning, 2006
 Smoky Burgess, 1975
 Leo Cardenas, 1981
 Clay Carroll, 1980
 Sean Casey, 2012
 Gordy Coleman, 1972
 David Concepcion, 2000
 Harry Craft, 1963
 Sam Crawford, 1968
 Hughie Critz, 1962
 Eric Davis, 2005
 Jake Daubert, 1966
 Paul Derringer, 1958

Pete Donohue, 1964
 Dan Driessen, 2012
 Adam Dunn, 2018
 Bob Ewing, 2001
 George Foster, 2003
 Lonny Frey, 1961
 Cesar Geronimo, 2008
 Warren Giles, 1969
 Ival Goodman, 1959
 Wayne Granger, 1982
 Ken Griffey Jr., 2014
 Ken Griffey Sr., 2004
 Heinie Groh, 1963
 Don Gullett, 2002
 Noodles Hahn, 1963
 Bubbles Hargrave, 1962
 Tommy Helms, 1979
 Garry Herrmann, 2008
 Bob Howsam, 2004
 Dummy Hoy, 2003
 Fred Hutchinson, 1965
 Joey Jay, 2008
 Ted Kluszewski, 1962

Larry Kopf, 1965
 Barry Larkin, 2008
 Brooks Lawrence, 1976
 Ernie Lombardi, 1958
 Red Lucas, 1965
 Dolf Luque, 1967
 Jerry Lynch, 1988
 Jim Maloney, 1973
 Lee May, 2006
 Frank McCormick, 1958
 Mike McCormick, 1966
 Bill McKechnie, 1967
 Roy McMillan, 1971
 Bid McPhee, 2002
 Joe Morgan, 1987
 Tony Mullane, 2010
 Billy Myers, 1966
 Gary Nolan, 1983
 Fred Norman, 2018
 Joe Nuxhall, 1968
 Ron Oester, 2014
 Jim O'Toole, 1970
 Dave Parker, 2014

Tony Perez, 1998
 Vada Pinson, 1977
 Wally Post, 1965
 Bob Purkey, 1974
 John Reilly, 2012
 Jose Rijo, 2005
 Eppa Rixey, 1959
 Frank Robinson, 1978
 Pete Rose, 2016
 Edd Roush, 1960
 Chris Sabo, 2010
 Tom Seaver, 2006
 Cy Seymour, 1998
 Mario Soto, 2001
 Johnny Temple, 1965
 Johnny Vander Meer, 1958
 Bucky Walters, 1958
 Billy Werber, 1961
 Will White, 2004
 George Wright, 2005
 Harry Wright, 2005

Paul Derringer - 1958


Derringer had four 20-win seasons with the Reds, including three consecutive from 1938-'40. He went 25-7 with a 2.93 ERA to lead the Reds to the 1939 pennant. A year later, Derringer

went 20-12 for the World Champion Reds.

W-L	ERA	GS	IP	CG	SO
161-150	3.36	322	2615.1	189	1062

Ernie Lombardi - 1958


Lombardi spent his most productive years with the Reds and won the MVP Award in 1938, when he hit .342 to lead the National League. He was the first catcher in baseball history to

win two batting titles (1938, 2942).

G	AVG	AB	R	H	HR	RBI
1203	.311	3980	420	1238	120	682

Frank McCormick - 1958


McCormick was named the 1940 NL MVP after leading the Reds to a World Series title. He hit .309 that year with 19 homers and 127 RBI. The nine-time All-Star

led the league in hits from 1938-40 and RBI (128) in 1939.

G	AVG	AB	R	H	HR	RBI
1228	.301	4787	631	1439	110	803

Johnny Vander Meer - 1958


Vander Meer, a 116-game winner with the Reds from 1937-'49, is the only pitcher in history to throw back-to-back no-hitters. He won at least 15 games in five seasons and was a four-time member of the NL's All-Star team.


W-L	ERA	GS	IP	CG	SO
116-116	3.41	274	2028.0	131	1251

Bucky Walters - 1958


During the Reds pennants in 1939-40, Walters went 49-21 with a 2.38 ERA. His 1939 season - which included a league-best 2.29 ERA, 27 wins, 137 strikeouts and 31 complete

games - earned him the NL MVP award.

W-L	ERA	GS	IP	CG	SO
160-107	2.93	296	2359.1	195	879

Ival Goodman - 1959


Goodman, a two-time All-Star with the Reds, led the NL in triples during his first two seasons. In 1938 he set a Reds record of 30 home runs in one season. During that season, he hit .292,

had 92 RBI and scored 103 runs.

G	AVG	AB	R	H	HR	RBI
965	.279	3562	554	995	91	464

Eppa Rixey - 1959



Rixey had three of his four 20-win seasons with the Reds. The lefty compiled a career 266-251 mark, which included a 179-148 record with Cincinnati. Rixey tallied 290 career complete games,

37 shutouts and a 3.15 ERA.

W-L	ERA	GS	IP	CG	SO
179-148	3.33	357	2890.2	180	660

Ewell Blackwell - 1960



Blackwell, a skinny 6'6" sidearm hurler, earned the name "The Whip" following the 1947 season (22-8, 2.47 ERA, 193 strikeouts). A member of six consecutive All-Star teams, he followed a

no-hitter with a one-hitter in 1947.

W-L	ERA	GS	IP	CG	SO
79-77	3.32	163	1281.1	69	819

Edd Roush - 1960



Roush, considered the best hitter during the dead-ball era, batted better than .300 in 11 straight seasons. A batting champion in 1917 and 1919, he was considered one of the Reds' most

intense and intelligent players.

G	AVG	AB	R	H	HR	RBI
1399	.331	5384	815	1784	47	763

Lonny Frey - 1961



Frey, a three-time All-Star, spent half of his 14-year career with the Reds. His 22 stolen bases led the league during the 1940 World Series Championship season, and his 95 runs in 1939 helped the Reds to an NL pennant.

G	AVG	AB	R	H	HR	RBI
941	.265	3533	541	937	36	310

Billy Werber - 1961



Werber, a fiery competitor for 11 seasons, brought new life to the Reds in the late 1930s. The third baseman scored 225 runs and hit 70 doubles during the Reds' pennant-winning seasons of 1939 and 1940.

G	AVG	AB	R	H	HR	RBI
399	.272	1601	276	435	21	151

Hughie Critz - 1962



Critz sparked his 12-year career with a .322 batting average during his rookie season. The second baseman went on to lead the league in fielding four times. Critz finished second

in MVP voting following the 1926 season.

G	AVG	AB	R	H	HR	RBI
802	.280	3127	452	876	18	327

Bubbles Hargrave - 1962



Hargrave hit better than .300 six straight years (1922-27), including a league-high .353 in 1926. He spent eight of his 12 seasons in Cincinnati, and his .310 career batting average is one of the best ever by a catcher.

G	AVG	AB	R	H	HR	RBI
766	.314	2367	298	744	29	359

Ted Kluszewski - 1962



Kluszewski, one of baseball's best all-around athletes, averaged 43 home runs and 116 RBI from 1953-56. The popular first baseman and four-time All-Star hit at least .300 in seven

seasons and had 100 RBI in five.

G	AVG	AB	R	H	HR	RBI
1339	.302	4961	745	1499	251	886

Rube Bressler - 1963



Bressler spent 11 of his 19 seasons with the Reds as a left-handed pitcher and right-handed-hitting outfielder/first baseman. Best known for his open-hand grip of the bat, he slap hit

his way to a .301 lifetime batting average.

G	AVG	AB	R	H	HR	RBI
745	.311	2223	294	692	15	344

Harry Craft - 1963



Craft is best known for his short stint as a manager, but his even shorter stint as a player is a part of Cincinnati history. One of the best defensive center fielders of his era, Craft helped the

Reds to pennants in 1939 and 1940.

G	AVG	AB	R	H	HR	RBI
566	.253	2104	237	533	44	267

Heinie Groh - 1963



One of Cincinnati's finest leadoff men, Groh was considered a top-notch bunter and a selective hitter. The third baseman spent eight of his 16 seasons in Cincinnati, amassing a .301 average and 134 stolen bases from 1914-21.

G	AVG	AB	R	H	HR	RBI
1211	.298	4439	665	1323	17	408

Noodles Hahn - 1963



From 1899-1905 Hahn went 127-92 in 225 starts and 12 relief appearances for Cincinnati. He won 23 games as a rookie, which was just one of his four 20-win seasons. Hahn led the NL

in strikeouts from 1888-1901.

W-L	ERA	GS	IP	CG	SO
127-92	2.52	225	1987.1	209	900

Gus Bell - 1964



Bell, a power-hitting outfielder, spent his best years in Cincinnati, topping 100 RBI four times from 1953-61. A four-time All-Star and member of the 1961 pennant-winning Reds, Bell had a career-high 30 homers in 1953.

G	AVG	AB	R	H	HR	RBI
1235	.288	4667	634	1343	160	711

Pete Donohue - 1964



which included a league-high 27 in 1925.

W-L	ERA	GS	IP	CG	SO
127-110	3.73	253	1996.1	133	536

Fred Hutchinson - 1965



became evident after his death in '64.

Years	W	L	Pct.
1959-64	443	372	.544

Larry Kopf - 1965



Kopf, the Reds' short-stop during the 1919 World Series, spent five of his 10 seasons in Cincinnati. During the series, he hit two triples, scored three runs and drove in two. He stole 49 bases during a three-year span with the Reds.

G	AVG	AB	R	H	HR	RBI
527	.250	1941	226	485	3	173

Red Lucas - 1965



batting average.

W-L	ERA	GS	IP	CG	SO
109-99	3.64	202	1768.2	158	404


Wally Post - 1965



1955, ranking him among the NL leaders.

G	AVG	AB	R	H	HR	RBI
902	.266	3021	463	805	172	525

Johnny Temple - 1965



three times; assists and double plays once.

G	AVG	AB	R	H	HR	RBI
984	.291	3632	533	1058	15	300

Jake Daubert - 1966



a .336 average.

G	AVG	AB	R	H	HR	RBI
801	.301	3121	469	939	23	307

Mike McCormick - 1966



'44 and '45 seasons for military service.

G	AVG	AB	R	H	HR	RBI
287	.278	1010	128	281	6	77

Billy Myers - 1966



stealing signs from opposing teams.

G	AVG	AB	R	H	HR	RBI
714	.258	2336	309	602	44	239

Dolf Luque - 1967



Series, he posted a 0.00 ERA.

W-L	ERA	GS	IP	CG	SO
154-152	3.09	321	2668.2	183	970

Bill McKechnie - 1967



1,723 record (744-631 in Cincinnati).

Years	W	L	Pct.
1938-46	744	631	.541

Sam Crawford - 1968



Crawford started his career with the Reds in 1899 in the young and thriving National League. Crawford, who hit better than .300 in 10 of his 17 full seasons with Cincinnati and Detroit, is

the career leader in triples with 309.

G	AVG	AB	R	H	HR	RBI
403	.312	1586	276	498	27	261

Joe Nuxhall - 1968



Nuxhall, a Cincinnati icon, first pitched for the Reds at a record age of 15. The two-time All-Star went on to win 135 games during his 16 seasons in the Major Leagues before retiring to the

broadcast booth in 1967.

W-L	ERA	GS	IP	CG	SO
130-109	3.80	274	2169.1	82	1289

Warren C. Giles - 1969



Giles was named Reds' GM in 1937. Two years later, the Reds won a pennant. In 1940 he led the team to a World Series Championship and was elected club president in 1948. In

1951 he was named president of the NL.

Years In Front Office
1937-51

Jim O'Toole - 1970



O'Toole was a major contributor during the Reds' winning of the pennant in 1961. His 19-9 record, with a 3.10 ERA, gave him the second-best win percentage in the NL that year. The lefty

won 81 games for the Reds from 1960-64.

W-L	ERA	GS	IP	CG	SO
94-81	3.59	228	1561	57	1002

Roy McMillan - 1971



McMillan, who spent 10 seasons in Cincinnati, won the very first three Gold Gloves for the shortstop position. In 1954 he set a since-surpassed record of 129 double plays, and he was

twice named to an All-Star team.

G	AVG	AB	R	H	HR	RBI
1348	.249	4319	497	1074	42	395

Gordy Coleman - 1972



During his first full season in the bigs, Coleman hit 26 homers and drove in 87 runs to help the Reds to a 1961 pennant. The following season he hit 28 homers and drove in 86 runs with

his usual solid defense at first base.

G	AVG	AB	R	H	HR	RBI
767	.271	2369	277	642	98	385

Jim Maloney - 1973



Hard-throwing Maloney threw three no-hitters in his 12-year career. From 1963 to 1969, he won at least 15 games each season for the Reds, including 23 in 1963 and 20 in 1965. He

led the NL in 1966 with five shutouts.

W-L	ERA	GS	IP	CG	SO
134-81	3.16	258	1818.2	74	1592

Bob Purkey - 1974



Knuckleballer Purkey spent seven seasons in Cincinnati. His 103-76 record over that span included a 23-5 mark in 1962, leading the NL in winning percentage (.821). His 1960 season included a bizarre 11-hit shutout.

W-L	ERA	GS	IP	CG	SO
103-76	3.49	217	1588.0	81	635

Smoky Burgess - 1975



Burgess, a popular backstop for the Reds in the 50s and 60s, was one of the best pinch-hitters of his era. After his 18-year career, the 6-time All-Star retired with 507 pinch-hit at-bats. He

drove in 9 runs in a game in 1955.

G	AVG	AB	R	H	HR	RBI
395	.290	1106	152	321	52	186

Brooks Lawrence - 1976



Lawrence's short but memorable career began in the Negro NL and included five seasons in Cincy. Lawrence opened the 1956 season with 13 straight wins, and from 1956-57 he

tallied 35 victories with 23 complete games.

W-L	ERA	GS	IP	CG	SO
51-48	4.06	99	786.0	32	357

Vada Pinson - 1977



One of Cincinnati's most consistent outfielders, Pinson averaged 20 home runs, 84 RBI and batted .300 for 10 seasons with the Reds. He was named to two All-Star teams and

won a Gold Glove during an 18-year career.

G	AVG	AB	R	H	HR	RBI
1565	.297	6335	978	1881	186	814

Frank Robinson - 1978



Robinson spent 10 of his 21 seasons in Cincinnati, where he hit 324 of his lifetime 586 home runs. The 12-time All-Star won two MVP awards (one in each league) and the 1966 Triple

Crown (.316, 49 home runs, 122 RBI).

G	AVG	AB	R	H	HR	RBI
1502	.303	5527	1043	1673	324	1009

Tommy Helms - 1979


The 1966 NL Rookie of the Year, Helms was one of the league's best second basemen. He led the NL in fielding percentage and double plays 3 times during a 14-year career and managed the Reds from 1988-89.

G	AVG	AB	R	H	HR	RBI
851	.269	3191	271	858	18	274

Clay Carroll - 1980



A popular fixture in the Big Red Machine's bullpen, Carroll recorded 88 wins and 143 saves during his 15-year career. In 1972 he recorded 37 saves and registered a 2.25 ERA en route to a Fireman of the Year award.

W-L	ERA	G	IP	SV	SO
71-43	2.73	486	856.0	119	460

Leo Cardenas - 1981


Considered one of the best shortstops of the 1960s, Cardenas was dubbed "Mr. Automatic" because of his slick fielding. Nine of his 16 seasons were spent in Cincy, where he was a four-time All-Star and 1965 Gold Glover.

G	AVG	AB	R	H	HR	RBI
1157	.261	4047	415	1058	72	413

Wayne Granger - 1982


During his 3 seasons with Cincinnati Granger recorded 73 saves, including a since-broken NL record 35 in 1970. The 2-time Fireman of the Year award winner finished his 9-year Major League career with a 3.14 ERA.

W-L	ERA	G	IP	CG	SO
22-17	2.92	237	329.1	73	157

Gary Nolan - 1983


Nolan made the most of his 10 seasons. He overcame a variety of arm and neck injuries to post a 110-70 record and a 3.08 ERA. He went 30-18 from 1975-'76 to help the Reds win back-to-back World Series Championships.

W-L	ERA	GS	IP	CG	SO
110-67	3.02	242	1656.1	45	1035

Jack Billingham - 1984



In three World Series with the Big Red Machine, Billingham allowed just one earned run in 25.1 innings. In '73 he went 19-10 with a 3.04 ERA and recorded seven shutouts. Billingham finished his career 145-113.

W-L	ERA	GS	IP	CG	SO
87-63	3.85	190	1270.0	45	626

Johnny Bench - 1986



Bench is perhaps the greatest catcher ever to play the game. After 17 seasons - all with the Reds - Bench had earned a Rookie of the Year award, two NL MVP awards, 10 Gold Gloves and 14 trips to the All-Star Game.

G	AVG	AB	R	H	HR	RBI
2158	.267	7658	1091	2048	389	1376

Joe Morgan - 1987


Morgan, the 1975 and 1976 NL MVP, was a 10-time All-Star and 5-time Gold Glove second baseman. The Reds' all-time steals leader (406) toured the majors for 22 seasons and tallied 268 home runs and 1,133 RBI.

G	AVG	AB	R	H	HR	RBI
1154	.288	4008	816	1155	152	612

Jerry Lynch - 1988


Lynch's outstanding pinch-hitting was a major factor in the Reds' winning of the 1961 NL pennant. He had 25 pinch-hit RBI that season. His 18 career pinch-hit home runs stood as the Major League record for 21 years.

G	AVG	AB	R	H	HR	RBI
640	.289	1583	220	457	70	282

Tony Perez - 1998


Perez, a 2000 National Baseball Hall of Fame inductee, was considered the "glue" that held together the Big Red Machine. In 23 seasons, the seven-time All-Star first baseman produced 379 homers and 505 doubles.

G	AVG	AB	R	H	HR	RBI
1948	.283	6846	936	1934	287	1192

Cy Seymour - 1998


His extraordinary batting eventually led Seymour from the starting rotation to the outfield. A 25-game winner 1898, Seymour went on to lead the NL with a .377 batting average, 121 RBI, 219 hits and 40 doubles in 1905.

G	AVG	AB	R	H	HR	RBI
556	.332	2221	313	738	26	326

Sparky Anderson - 2000


As skipper during the Big Red Machine era, Anderson led Cincy to an 863-586 record over nine seasons, with World Series titles in 1975 and 1976. When inducted his 2,194 managerial wins ranked third all-time.

Years	W	L	Pct.
1970-78	863	586	.596

David Concepcion - 2000



Considered one of the best shortstops in history, the Venezuelan-born Concepcion was a nine-time All-Star and winner of five Gold Gloves during his 19 seasons with Cincinnati. He

was named team captain in 1983.

G	AVG	AB	R	H	HR	RBI
2488	.267	8723	993	2326	101	950

Bob Ewing - 2001



In the early 20th century, Ewing was one of the Reds' most-used pitchers. He registered at least 300 innings in three different seasons and won a career-high 20 games in 1905.

W-L	ERA	GS	IP	CG	SO
108-103	2.37	228	2020.1	184	884

Mario Soto - 2001



Soto, who spent his entire 12-year career in Cincinnati, amassed a 100-92 record and a 3.47 ERA. From 1981-85, no pitcher in baseball recorded more strikeouts, and he set

a team record in 1982 with 274.

W-L	ERA	GS	IP	CG	SO
100-92	3.47	224	1730.1	72	1449

Don Gullett - 2002



After just 11 Minor League starts, Gullett debuted in Cincinnati, where he went 91-44 from 1970-76. He went 109-50 in his career before injuries forced retirement. He served as the Reds'

pitching coach from 1993-2005.

W-L	ERA	GS	IP	CG	SO
91-44	3.03	156	1187.0	35	777

Bid McPhee - 2002




Bid McPhee, a 2000 National Baseball Hall of Fame inductee, spent his entire 18-year career with the Reds in the late 1800s. His legendary defensive skills made McPhee a fan

favorite in Cincinnati.

G	AVG	AB	R	H	HR	RBI
2135	.271	8291	1678	2250	53	1067

George Foster - 2003



One of the Big Red Machine's biggest offensive threats, Foster led the league in RBI for 3 straight years (1976-78), in home runs for 2 years (1977-78) and won the MVP in 1977

(.320, club-record 52 homers and 149 RBI).

G	AVG	AB	R	H	HR	RBI
1253	.286	4454	680	1276	244	861

Dummy Hoy - 2003



Hoy, who was deaf and mute, had the greatest career of any handicapped player. Five of his 14 seasons were spent with the Reds (1894-97, 1902). The OF had 2,054 hits and

ranks among the leaders with 594 steals.

G	AVG	AB	R	H	HR	RBI
554	.292	2143	462	625	16	244

Ken Griffey Sr. - 2004



Griffey was a 3-time All-Star right fielder for the Big Red Machine who helped produce World Series titles in 1975 and '76 by hitting .305 and .336, respectively. He finished his Major

League career with a .296 average.

G	AVG	AB	R	H	HR	RBI
1224	.303	4206	709	1275	71	466

Bob Howsam - 2004



Howsam is recognized as the architect of the Big Red Machine. He was the club's general manager from 1967-78 and 1983-84, but he also served as president and chief operating

officer from 1973-78 and 1983-85.

Years In Front Office					
1967-78, 1983-85					

Will White - 2004



White spent 8 of his 10 Major League seasons playing in Cincinnati, from 1878-80 and again from 1882-86. In his Major League career, White went 229-166 with a 2.28 ERA, 394

complete games and 36 shutouts.

W-L	ERA	GS	IP	CG	SO
227-165	2.26	396	3497.2	389	1029

Eric Davis - 2005




A 2-time All-Star, Davis spent 9 of his 17 seasons with the Reds (1984-91, '96). He won 3 Gold Glove awards, 2 Silver Slugger honors and had seven 20 HR/20 SB seasons, including

the club's first 30/30 (1987).

G	AVG	AB	R	H	HR	RBI
985	.271	3272	635	886	203	615

Jose Rijo - 2005



Rijo, a 1994 All-Star, spent 10 of his 14 seasons in Cincy (1988-95, 2001-02). He is best remembered for his effort during the 1990 World Series. Rijo went 2-0 to earn MVP

honors in the 4-game sweep of the A's.

W-L	ERA	GS	IP	CG	SO
97-61	2.83	215	1478.0	17	1251

George Wright - 2005


Baseball's first superstar player, George Wright played shortstop for the Red Stockings for two seasons, in 1869 and 1870, and batted a whopping .633 and .536, respectively.

No Statistics

Harry Wright - 2005


Manager of the 1869-70 Red Stockings, baseball's 1st pro team, Wright also played outfield and reliever from 1866-70. He pioneered such innovations as relays, fielders backing one another up and weight-training.

No Statistics

Tom Browning - 2006


In a 1-0 victory vs LA on 9/16/88, Browning became the first pitcher in Reds history to throw a perfect game. He pitched for the Reds from 1984-94 and ranks 12th on the club's all-time victories list (123). He won 20 games in 1985.

W-L	ERA	GS	IP	CG	SO
123-88	3.92	298	1911.0	31	997

Lee May - 2006



May played for the Reds from 1965-71. When enshrined, his 147 homers ranked 14th on the club's all-time list, and he led the Reds in home runs 3 times. He was team MVP in 1971, when he registered 39 HR and 98 RBI.

G	AVG	AB	R	H	HR	RBI
761	.274	2841	395	779	147	449

Tom Seaver - 2006


Seaver won 75 games for the Reds from 1977-82 and accumulated a .620 winning percentage. He was an All-Star for the Reds in 1978 and 1981 and in a 4-0 win vs the Cardinals on 6/16/78 threw his only career no-hitter.

W-L	ERA	GS	IP	CG	SO
75-46	3.18	158	1085.2	42	731

Cesar Geronimo - 2008


Was the center fielder on Big Red Machine clubs of the 1970s. Became the seventh member of that starting lineup to be inducted. Played for the Reds from 1972-80 and won 4 consecutive Gold Glove Awards (1974-77).

G	AVG	AB	R	H	HR	RBI
1203	.261	3329	404	869	44	335

Garry Herrmann - 2008


The Cincinnati native was the club's CEO and GM from 1902-27 and was considered "the father of the World Series." He spearheaded the construction of Redland Park, which served as the Reds' home from 1912-70.

Years in Front Office

1902-27

Joey Jay - 2008


Pitched for the Reds from 1961-66. Was an All-Star in his first season here, going 21-10 with a 3.53 ERA and leading the NL in wins. Jay is 1 of only 5 Reds pitchers since 1900 to win 20 games in consecutive seasons.

W-L	ERA	GS	IP	CG	SO
75-63	3.80	150	1102.2	49	708

Barry Larkin - 2008


Elected to the Cooperstown HOF in 2012. "One of the 10 most complete players in history" played for the Reds for 19 years (1986-2004). The 12-time All-Star won 9 Silver Sluggers, 3 Gold Gloves and 1995 MVP.

G	AVG	AB	R	H	HR	RBI
2180	.295	7937	1329	2340	198	960

Pedro Borbon - 2010


Borbon is the club's all-time leader in appearances with 531. From 1970-79 he was one of the top relievers on the Big Red Machine teams and from 1970-78 appeared in more games than any other NL pitcher.

W-L	ERA	G	IP	SV	SO
62-33	3.32	531	920.2	76	359

Tony Mullane - 2010


Pitched for the Reds from 1886-93. Was the ace of the staff, earned more than 30 wins twice and more than 20 wins 5 times. Threw 264 complete games in 285 starts. Had the ability to pitch with both arms.

W-L	ERA	GS	IP	CG	SO
163-124	3.15	285	2599.0	264	993

Chris Sabo - 2010


Played for the Reds from 1988-93 and 1996. Was NL Rookie of the Year in 1988 and an NL All-Star in '88, '90 and '91. During the 1990 World Series championship season led the club in homers, doubles and runs.

G	AVG	AB	R	H	HR	RBI
818	.270	3012	443	812	104	373

Sean Casey - 2012



Played for the Reds from 1998-2005. Was a 3-time All-Star and won the 1999 Hutch Award. Led the Reds in hitting 6 times. Was the club MVP in 2004. One of the most popular

Reds ever, he was nicknamed "The Mayor."

G	AVG	AB	R	H	HR	RBI
1075	.305	4007	588	1223	118	604

Dan Driessen - 2012



Played for the Reds from 1973-84 and beginning in 1977 followed Tony Perez as the club's everyday first baseman. Led the NL in fielding percentage 3 times. Hit .357 in the Reds'

1976 World Series sweep of the Yankees.

G	AVG	AB	R	H	HR	RBI
1480	.271	4717	661	1277	133	670

John Reilly - 2012



The Cincinnati native was the Reds' starting first baseman from 1883-91. "Long John" led all Reds batters in BA, HR and RBI in the 1880s. Is 1 of only 4 players in franchise history to lead the league in home runs twice.

G	AVG	AB	R	H	HR	RBI
1069	.294	4412	877	1296	69	724

Jake Beckley - 2014




"Eagle Eye" Beckley played 20 seasons in the majors, including 7 years for the Reds from 1897-1903. His .325 career batting average still ranks third on the club's all-time list. The first

baseman mastered the "hidden ball" trick.

G	AVG	AB	R	H	HR	RBI
880	.325	3469	592	1126	26	570

Ken Griffey Jr. - 2014



Griffey was a 3-time All-Star while with the Reds from 2000-2008. The Cincinnati native was the club's MVP in 2005. His 210 HR rank seventh on the Reds' all-time list. The Griffeyes are the only father and son in the Reds HOF.

G	AVG	AB	R	H	HR	RBI
945	.270	3353	533	904	210	602

Ron Oester - 2014



From 1978-1990 Oester played all 13 of his Major League seasons with his hometown team. He helped the Reds win the 1990 World Series championship and spent 6 seasons as a coach on the Major League staff.

G	AVG	AB	R	H	HR	RBI
1276	.265	4214	458	1118	42	344

Dave Parker - 2014




The Cincinnati native was a 2-time All-Star and Silver Slugger Award winner during 4 years with the Reds from 1984-1987, when he averaged 27 HR and 108 RBI. The "Cobra" was team

MVP 3 straight years from 1984-1986.

G	AVG	AB	R	H	HR	RBI
631	.281	2468	327	694	107	432

Pete Rose - 2016



The Cincinnati native produced a record 4,256 hits over 24 seasons with the Reds, Phillies and Expos. The 1963 NL Rookie of the Year and 1973 MVP was a 17-time All-Star,

including 13 times for the Reds.

G	AVG	AB	R	H	SB
2722	.307	10934	1741	3,358	146

Dave Bristol - 2018



Reds managing career began in the farm system in 1957. Was instrumental in the development of numerous stars of the Big Red Machine. From 1966-69, he piloted the Reds to

298 wins, 10th most in franchise history.

Years	W	L	Pct.
1966-69	298	265	.525

Adam Dunn - 2018




When elected to the Reds HOF ranked 1st in team history in HR/AB (13.8), 3rd in SLG (.520) and OPS (.900), 4th in HR (270) and 7th in OBP (.380). He led or tied for the team

lead in HR for 7 straight years (2002-2008).

G	HR	RBI	BB	OBP	SLG
1087	270	646	755	.380	.520

Fred Norman - 2018



A mainstay of the Big Red Machine's starting rotation from 1973-79, Norman recorded double-digit victories each season of his Reds career and only 18 pitchers in franchise history

struck out more batters than Norman's 864.

W-L	ERA	GS	IP	CG	SO
85-64	3.43	196	1315.0	38	864

Marty Brennaman - 2021



The only Reds Hall of Famer inducted as a broadcaster, the 2000 Ford C. Frick Award winner retired at the end of the 2019 season after 46 years. His scheduled 2020 induction was

delayed by the COVID-19 pandemic.

No Statistics



CINCINNATI REDS HALL OF FAME AND MUSEUM PRESENTED BY DINSMORE

The Cincinnati Reds Hall of Fame and Museum, located adjacent to Great American Ball Park, features more than 15,000 square feet of exhibit space on 2 floors honoring the history of baseball's first professional team. With rare artifacts and memorabilia dating all the way back to the legendary 1869 Cincinnati Red Stockings, the Hall of Fame and Museum provides a complete account of Reds history. In 2019, as part of the 150th Anniversary celebration of the birth of professional baseball, the Reds Hall of Fame and Museum underwent a complete renovation designed to enhance the overall fan experience by combining technology, exhibit themes, and an array of new artifacts to bring the Reds' story to life in a new and entertaining way. The museum is open year-round and has become a destination location for Reds fans and baseball fans everywhere.

Memberships to the Hall of Fame and Museum include a variety of benefits, such as invitations to special events, collectible gifts and ticket vouchers to Reds home games. For media members seeking more information, contact the museum at (513) 765-7923.

HOURS OF OPERATION

IN-SEASON (APRIL - SEPTEMBER)
Sunday - Saturday

NON-GAME DAYS:
10 a.m. to 5 p.m.

NIGHT GAMES:
10 a.m. to 8 p.m.

DAY GAMES:
10 a.m. until 2 hours after the end of the game

OFFSEASON (OCTOBER - MARCH)

TUESDAY - SUNDAY:
10 a.m. to 5 p.m.

Closed Mondays and Bengals home Sundays
The Cincinnati Reds Hall of Fame is closed on select holidays.

Hours of operation and prices are subject to change without notice.

MUSEUM ADMISSION

Adult.....\$12
Senior/Student.....\$8
Kids Explore FREE.....FREE

*Courtesy of the H.C.S. Foundation (12 and under)

Active Military/Veteran.....FREE
*Courtesy of the Sargent Family Foundation

Great American Ball Park Tours available, visit redsmuseum.org for more details or call (513) 765-7927 today!

BALLPARK TOURS Please visit redsmuseum.org for pricing, dates, times and ticket availability.


MARTY BRENNAMAN
2021 REDS HALL OF FAME INDUCTEE



FOR MORE INFORMATION, VISIT



REDS RETIRED UNIFORM NUMBERS




42

JACKIE ROBINSON

Born: 1/31/1919 **Birthplace:** Cairo, GA **Died:** 10/24/1972 **Number Retired:** 1997

The first black player in the Major Leagues, Jackie Robinson played for the Dodgers from 1947-56. The 6-time All-Star was National League Rookie of the Year in 1947 and NL Most Valuable Player in 1949. In 1997, the 50th anniversary of his debut, every team in baseball retired his number. The last Major League player to wear #42 was Yankees pitcher Mariano Rivera, who retired following the 2013 season.



1

FRED HUTCHINSON

Born: 8/12/1919 **Birthplace:** Seattle, WA **Died:** 11/12/1964 **Number Retired:** 1965

Fred Hutchinson's 443 victories and .544 winning percentage as Reds manager still rank among the club's all-time best. The Reds won at least 90 games in 3 of his 6 seasons and in 1961 took the National League pennant. But the joy of a first-place finish was matched only 3 years later by the sadness of Hutch's death. The courage, class and determination Fred exemplified all his life were all the more evident during his battle with cancer. Hutch stepped down as Reds manager in 1964, and he died that November. The following year, Hutch's No. 1 became the first uniform jersey number in Reds history to be retired. Today, Fred Hutchinson's legacy lives on in the world-renowned Cancer Research Center that bears his name, and in The Hutch Award. It is given annually to a Major League ballplayer who "best exemplifies the character and fighting spirit of the late Fred Hutchinson...who overcomes any form of adversity." Past Reds winners include Ray Knight, Ron Oester, Eric Davis, Bobby Tolan, Johnny Bench and Sean Casey.



5

JOHNNY BENCH

Born: 12/7/1947 **Birthplace:** Oklahoma City, OK **Number Retired:** 8/11/1984

Cincinnati's uniform No. 5 belongs to perhaps the greatest catcher ever to play in the Major Leagues. Johnny Bench ended his 17-year storied career in 1983 after earning a pair of Most Valuable Player Awards, 10 Gold Gloves and 14 All-Star Game selections. He was inducted into the National Baseball Hall of Fame in 1989. Bench began his career by winning the 1968 National League Rookie of the Year Award. He ended his career with a .267 batting average and 389 homers, including 327 as a catcher that at the time stood as a record for NL catchers. On the Reds' all-time batting list, Bench ranks first in homers and RBI (1,376), second in extra-base hits (794) and total bases (3,644), fourth in runs scored (1,091) and fifth in hits (2,048) and doubles (381). He appeared in 22 National League Championship Series games and 23 World Series games. Bench earned World Series MVP honors in 1976, when the Reds swept the New York Yankees. He twice led the league in home runs (40 in 1972, 45 in 1970) and 3 times led the NL in RBI (148 in 1970, 125 in 1972, 129 in 1974).




8

JOE MORGAN

Born: 9/19/1943 **Birthplace:** Bonham, TX **Died:** 10/11/2020 **Number Retired:** 6/6/1998

A 10-time All-Star and 5-time Gold Glove second baseman, Joe Morgan was elected to the Reds Hall of Fame in 1987 and to the National Baseball Hall of Fame in 1990. The 2-time National League MVP played for the Reds from 1972-79, during the glory days of the Big Red Machine. He won his first MVP award in 1975, when he guided the Reds to a World Series victory over the Boston Red Sox. Morgan batted .327 with 67 stolen bases that season. He was MVP again in 1976, as the Reds roared to their second straight World Series championship with a 4-game sweep of the New York Yankees. That season he hit .320 with 60 stolen bases. Morgan remains the Reds' all-time stolen base leader (406), and his 266 home runs as a second baseman rank fourth in baseball history behind Jeff Kent, Ryne Sandberg and Robinson Canó. He finished his 22-year professional career with 268 homers, 1,133 RBI and 689 stolen bases for the Astros, Reds, Giants, Phillies and Athletics.


10
SPARKY ANDERSON
Born: 2/22/1934 **Birthplace:** Bridgewater, SD **Died:** 11/4/2010 **Number Retired:** 5/28/2005


George "Sparky" Anderson was inducted into the Reds Hall of Fame on June 3, 2000 and into the National Baseball Hall of Fame in Cooperstown in July of that summer. He was named National League Manager of the Year in 1972 and '75 by The Associated Press and American League Manager of the Year in 1984 and '87 by the Baseball Writers' Association of America. He went 2,194-1,834 (.545) in 26 Major League seasons with the Reds and Tigers. From 1970-78 he led the legendary Big Red Machine to an 863-586 record (.596), 5 NL West Division titles, 4 pennants and 2 World Series championships. His '75 and '76 teams combined to go 210-114 (.629) and became the first NL franchise in 54 years to win consecutive world championships. He is the Reds' all-time leader in victories (863) and winning percentage (.596). When he won the 1984 World Series with the Tigers, Anderson became the first of only 2 managers ever to win a World Series in both leagues (Tony La Russa, 1989 A's & 2006 Cardinals). Anderson's 2,194 career victories during his 26 Major League seasons is the sixth-highest total in history behind Connie Mack (3,731), John McGraw (2,763), Tony La Russa (2,728), Bobby Cox (2,504) and Joe Torre (2,326). He is 1 of only 7 managers to participate in 4,000 games (4,030), a group that includes Mack (7,755), La Russa (5,097), McGraw (4,769), Cox (4,508), Bucky Harris (4,410), and Torre (4,329).


11
BARRY LARKIN
Born: 4/28/1964 **Birthplace:** Cincinnati, OH **Number Retired:** 8/25/2012

Barry Larkin was a 12-time National League All-Star, 5 times was voted to the All-Star Game's starting lineup, 9 times was named to The Sporting News' NL All-Star Team and 3 times was named to The Associated Press' Major League All-Star Team. In 1995 he was the National League's Most Valuable Player and 4 times was the Reds' regular-season Most Valuable Player, including their 1990 World Series championship season. He won 9 Louisville Silver Slugger Awards and 3 Rawlings Gold Glove Awards. The Reds' captain from 1997 through his final season in 2004, Larkin finished his 19-year career with a batting average of .295 in 2,180 games and 9 times hit at least .300. He is the only shortstop in Major League history with at least 2,300 hits, 190 home runs, 950 RBI and 370 stolen bases. In 1996 he became the first shortstop in Major League history to produce 30 homers and 30 steals in the same season. In 2008 he was inducted into the Reds Hall of Fame, and in 2012 Larkin became the third player and fifth Greater Cincinnati native inducted to the National Baseball Hall of Fame in Cooperstown but the first voted in by the Baseball Writers' Association of America.


13
DAVID CONCEPCION
Born: 6/17/1948 **Birthplace:** Ocumare de la Costa, VZ **Number Retired:** 8/25/2007

As the starting shortstop on the Big Red Machine, David Concepcion was the defensive anchor of a club that from 1970-78 went 863-586 (.596) and won 5 National League West Division titles, 4 pennants and 2 World Series championships. The '75 and '76 Reds combined to go 210-114 (.629) and became the NL's first franchise in 54 years to win consecutive World Series titles. Concepcion was the club's MVP in 1981, was named team captain in 1983, and he was inducted into the Reds Hall of Fame in 2000. With 8,723 at bats in 2,488 games Concepcion ranks second in club history in both categories behind Pete Rose. Since 1900, he ranks among the franchise's all-time leaders in hits (2,326; 3rd), doubles (389; 4th), stolen bases (321; 3rd), runs scored (993; 6th), total bases (3,114; 6th) and RBI (950; 7th). He was a 9-time National League All-Star, fourth-most in club history (Bench 14, Rose 13, Larkin 12), and his 5 Rawlings Gold Glove Awards are second only to Bench's 10 Gold Gloves. He was the Most Valuable Player of the 1982 All-Star Game, 3 times was a The Sporting News All-Star and twice won Louisville Slugger Silver Slugger Awards (1981, 1982).



14 PETE ROSE
 Born: 4/14/1941 Birthplace: Cincinnati, OH Number Retired: 6/26/2016

In a weekend celebration in June 2016, Pete Rose was inducted into the Reds Hall of Fame while his 14 became the 11th uniform number to be retired by the club. The Cincinnati native played for the Reds from 1963-1978 and again from 1984-86 and still ranks as the franchise's all-time leader in games (2,722), plate appearances (12,344), runs (1,741), hits (3,358), singles (2,490), doubles (601) and total bases (4,645). His 4,256 career hits are the most in Major League history. Rose was a 17-time National League All-Star, including 13 times while playing for Cincinnati. He was the 1963 Rookie of the Year, 1973 Most Valuable Player, a 3-time batting champion and 2-time Rawlings Gold Glove Award winner. In 1975 and 1976, Rose captained the Big Red Machine to World Series championships over the Yankees and Red Sox and in '76 was named the Fall Classic's MVP. His 44-game hitting streak in 1978 still stands as the third-longest in Major League history.



18 TED KLUSZEWSKI
 Born: 9/10/1924 Birthplace: Argo, IL Died: 3/29/1988 Number Retired: 7/18/1998

A 4-time All-Star, Ted Kluszewski was elected to the Reds' Hall of Fame in 1962. Following an 11-year career with the Reds, he was noted as the greatest left-handed slugger and one of the best fielding first basemen in club history. From 1947-57, Big Klu hit 251 homers for the Reds, including 49 in 1954 to lead the National League. His 141 RBI that season also led the league, and both tallies are club records for left-handers. Kluszewski also led the National League in fielding for 5 straight seasons from 1951-55. He finished his 15-year big league career with a .298 batting average, 279 homers and 1,028 RBI while playing for the Reds, Pirates, White Sox and Angels. Kluszewski also served the Reds as a coach from 1970-78.



20 FRANK ROBINSON
 Born: 8/31/1935 Birthplace: Beaumont, TX Died: 2/7/2019 Number Retired: 5/22/1998

Frank Robinson, a 12-time All-Star, was elected to the Reds Hall of Fame in 1978 and to the National Baseball Hall of Fame in 1982. He spent the first 10 of his 21 Major League seasons in a Reds uniform. While playing for Cincinnati from 1956-65, Robinson belted 30 or more homers in 7 of his 10 seasons, including a rookie record 38 while winning the National League's Rookie of the Year Award in 1956. In 1961 Robinson was named the National League's Most Valuable Player after hitting .323 with 37 homers and 124 RBI while helping guide the Reds to their first World Series appearance in 21 years. Following the 1965 season, Robinson was traded to the Baltimore Orioles and went on to win the American League Most Valuable Player Award in 1966 after winning the Triple Crown with a .316 average, 49 homers and 122 RBI. Robinson played for the Reds, Orioles, Dodgers, Angels and Indians and ranks among baseball's all-time leaders with 586 home runs; 5,373 total bases; 1,829 runs; 1,812 RBI; 2,808 games; 10,006 at-bats; 2,943 hits; and 528 doubles.



24 TONY PEREZ
 Born: 5/14/1942 Birthplace: Camaguey, Cuba Number Retired: 5/27/2000




The heart and soul of Cincinnati's Big Red Machine World Series championship teams of 1975 and 1976, Tony Perez was inducted into the Reds Hall of Fame in August 1998 and into the National Baseball Hall of Fame in July 2000. He was the third member of the Big Red Machine elected to the Cooperstown Hall, joining catcher Johnny Bench (1989) and second baseman Joe Morgan (1990). A 7-time All-Star and MVP of the 1967 All-Star Game, Perez appeared in 5 World Series and 6 League Championship Series. He ranks among the Reds all-time leaders in RBI (1,192, 2nd), home runs (287, 4th), total bases (3246, 4th), games (1,948, 6th), at-bats (6,846, 6th), hits (1,934, 6th), extra-base hits (682, 6th) and doubles (339, 7th). He played 23 seasons from 1964-86 for the Reds, Expos, Red Sox and Phillies. During the 10-year span from 1967-76 he led all Major Leaguers with 1,028 RBI.

GREAT AMERICAN BALL PARK PLAYER STATUES


The home of the Reds features many visible acknowledgements of the club's rich history. Notable among them are the seven statues of Reds greats positioned near the park's entry gates. The first four statues installed at the ballpark feature players from the Crosley Field era while the others represent three of the legends from the Big Red Machine club of the 1970s. Each of the statues was created by nationally-renowned artist Tom Tsuchiya. In addition to the Reds, Mr. Tsuchiya has produced works of art for Major League Baseball, the National Baseball Hall of Fame and the National Football League.


TOM TSUCHIYA
CROSLY ERA STATUES

The four statues located at Great American Ball Park's Crosley Terrace main entrance represent four players that a fan vote determined best represented the Reds during the 1912–1970 Crosley Field era. The statues are positioned on a contoured field that evokes Crosley's famous outfield incline which was dubbed "the terrace." The scene depicts Joe Nuxhall pitching to Frank Robinson with Ernie Lombardi serving as Nuxhall's battery mate. Standing on-deck, awaiting his turn at the plate, is Ted Kluszewski. The Kluszewski, Nuxhall and Robinson statues were dedicated during Great American Ball Park's inaugural season in 2003. The Lombardi statue followed in 2004.


TED KLUSZEWSKI

JOE NUXHALL

ERNIE LOMBARDI

FRANK ROBINSON


BIG RED MACHINE STATUES



JOHNNY BENCH

Dedicated by the Reds Hall of Fame and Museum in 2011

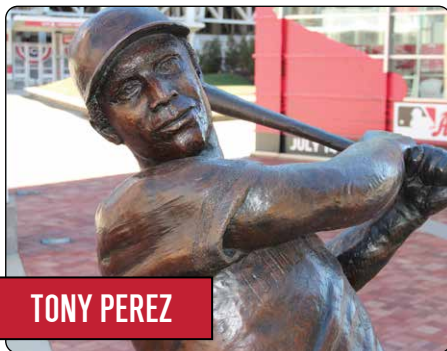
The subject of the first statue commissioned by the Reds Hall of Fame was Johnny Bench, the Big Red Machine's catcher who has been called "Baseball's Greatest Catcher." Known for having one of the most powerful throwing arms in the history of the game, the statue depicts Bench in the act of gunning down a runner trying to steal a base. The statue is located in the Hall of Fame Breezeway, just outside the main entrance to the Reds Hall of Fame on the West side of Great American Ball Park.



JOE MORGAN

Dedicated by the Reds Hall of Fame and Museum in 2013

Located at the corner of Joe Nuxhall Way and Second Street on the northwest corner of Great American Ball Park, the Joe Morgan statue captures the Reds' modern era leader in career stolen bases as he breaks for second base on a steal attempt. Possessing a combination of power, speed and superlative defensive skills, Morgan is widely considered to be the best second baseman in baseball history.



TONY PEREZ

Dedicated by the Reds Hall of Fame and Museum in 2015

One of the most beloved players in Reds history, Tony Perez was one of the great clutch hitters of his era and was the Big Red Machine's most reliable run producer. Perez's statue depicts "The Big Dog" in the follow-through of his home run swing in the seventh game of the 1975 World Series. Perez's home run sparked the Reds' comeback in the decisive contest that ended with the Reds clinching the first of back-to-back World Championships. The statue is located on Joe Nuxhall Way, near the entrance to the Reds Team Shop. Mounted atop the building directly across the street from the statue is a baseball that appears to be soaring over the building, just as Perez's World Series home run flew over the top of Fenway Park's "Green Monster" in 1975.



PETE ROSE

Dedicated by the Reds Hall of Fame and Museum in 2017

The fourth and final statue in the Big Red Machine series that began with the dedication of the Johnny Bench statue in 2011, the Pete Rose statue was dedicated in 2017 and is adjacent to the Tony Perez statue at the entrance to Great American Ball Park. This tribute to the Cincinnati native and all-time career hits leader depicts Rose in his trademark head first slide. Engineers from GE Aviation were enlisted to construct a special internal frame that allows the statue to accurately depict Rose "in flight."

REDS AWARD WINNERS
BBWAA Awards, National Chapter
MOST VALUABLE PLAYER

Ernie Lombardi 1938	Pete Rose 1973
Bucky Walters 1939	Joe Morgan 1975
Frank McCormick ... 1940	Joe Morgan 1976
Frank Robinson 1961	George Foster 1977
Johnny Bench 1970	Barry Larkin 1995
Johnny Bench 1972	Joey Votto 2010

CY YOUNG

Trevor Bauer 2020

ROOKIE OF THE YEAR

Frank Robinson 1956	Pat Zachry 1976
Pete Rose 1963	Chris Sabo 1988
Tommy Helms 1966	Scott Williamson 1999
Johnny Bench 1968	

MANAGER OF THE YEAR

Jack McKeon 1999

Louisville Slugger Silver Slugger Award

1981 George Foster, Dave Concepcion	1992 Barry Larkin
1982 Dave Concepcion	1995 Barry Larkin
1985 Dave Parker	1996 Barry Larkin
1986 Dave Parker	1998 Barry Larkin
1987 Eric Davis	1999 Barry Larkin
1988 Barry Larkin	2005 Felipe Lopez
1989 Eric Davis, Barry Larkin	2011 Brandon Phillips
1990 Barry Larkin	2012 Jay Bruce
1991 Barry Larkin	2013 Jay Bruce

Rawlings Gold Glove Award

1957 Roy McMillan	1977 Johnny Bench, Joe Morgan
1958 Frank Robinson, Harvey Haddix, Roy McMillan	Cesar Geronimo, Dave Concepcion
1959 Roy McMillan	1979 Dave Concepcion
1961 Vada Pinson	1987 Eric Davis
1963 Johnny Edwards	1988 Eric Davis
1964 Johnny Edwards	1989 Eric Davis
1965 Leo Cardenas	1994 Barry Larkin
1966 Johnny Bench	1995 Barry Larkin
1969 Pete Rose, Johnny Bench	1996 Barry Larkin
1970 Pete Rose, Tommy Helms, Johnny Bench	1998 Bret Boone
1971 Tommy Helms, Johnny Bench	1999 Pokey Reese
1972 Johnny Bench	2000 Pokey Reese
1973 Johnny Bench, Joe Morgan	2008 Brandon Phillips
1974 Johnny Bench, Joe Morgan, Cesar Geronimo, Dave Concepcion	2010 Brandon Phillips, Bronson Arroyo, Scott Rolen
1975 Johnny Bench, Joe Morgan, Cesar Geronimo, Dave Concepcion	2011 Brandon Phillips, Joey Votto
1976 Johnny Bench, Joe Morgan Cesar Geronimo, Dave Concepcion	2013 Brandon Phillips
	2017 Tucker Barnhart
	2020 Tucker Barnhart

Miscellaneous Awards
The Associated Press
Manager of the Year

Fred Hutchinson 1961
Sparky Anderson 1972
Sparky Anderson 1975
Jack McKeon 1999

Hank Aaron Award

 Joey Votto.....2010
 Presented by the Commissioner to the best hitter in each league.

Players Choice Award
Most Outstanding Pitcher

Trevor Bauer 2020

Roloids Relief Man

Rawly Eastwick 1976
John Franco..... 1988
Jeff Brantley..... 1996
Jeff Shaw 1997

MLB Comeback Player of the Year

Alex Johnson 1968
Bobby Tolan 1972
Ron Gant 1995
Eric Davis 1996
Ken Griffey Jr..... 2005

The Hutch Award

Pete Rose..... 1968
Bobby Tolan 1972
Gary Nolan 1975
Johnny Bench..... 1981
Ron Oester 1988
Sean Casey 1999

Presented to the player who "best exemplifies the character and fighting spirit of the late Fred Hutchinson... who overcomes any form of adversity."

POWEL CROSLLEY JR. AWARD

The Powel Crosley Jr. Award honors individuals who have exemplified the Crosley spirit of dedication and devotion to the ongoing success of the Cincinnati Reds during extended careers of service to and achievement with the club. The contributions of these individuals have been vital to the Reds organization sustaining its position of prominence and respect in the game of baseball and the community.

2008 RECIPIENTS

Sheldon "Chief" Bender (1967-2005)
 Gene Bennett (1957-2010)
 Bernie Stowe (1947-2016)

2010 RECIPIENTS

Louis & Louise Nippert (1966-2012)

2014 RECIPIENT

Chuck Harmon (1954-present)

The Sportings News Awards

Manager of the Year

Bill McKechnie 1940
Birdie Tebbetts 1956

Executive of the Year

Warren Giles 1938
Gabe Paul 1956
Bob Howsam 1973
Bob Quinn 1990
Walt Jocketty 2010

Most Valuable Player

Ernie Lombardi 1938
Bucky Walters 1939
Frank McCormick 1940

Player of the Year

Johnny Vander Meer 1938
Johnny Bench 1970
Joe Morgan 1975
Joe Morgan 1976

NL Player of the Year

Frank Robinson 1961
Pete Rose 1968
Johnny Bench 1970
Joe Morgan 1975
George Foster 1976
George Foster 1977

Rookie of the Year

Frank Robinson 1956
Ken Hunt 1961
Pete Rose 1963
Billy McCool 1964
Tommy Helms 1966
Lee May 1967
Johnny Bench 1968
Bernie Carbo 1970
Tom Browning 1985

Fireman of the Year

Ted Abernathy 1967
Wayne Granger 1969
Wayne Granger 1970
Clay Carroll 1972
Rawly Eastwick 1976
Tome Hume 1980
John Franco 1988

BBWAA Awards, Cincinnati Chapter

Most Valuable Player, Ernie Lombardi Award

1955	Wally Post, OF	1972	Johnny Bench, C	1989	Eric Davis, OF	2006	Rich Aurilia, INF
1956	Roy McMillan, SS	1973	Pete Rose, OF	1990	Barry Larkin, SS	2007	Brandon Phillips, 2B
1957	Don Hoak, 3B	1974	Joe Morgan, 2B	1991	Barry Larkin, SS	2008	Joey Votto, 1B
1958	Johnny Temple, 2B	1975	Joe Morgan, 2B	1992	Bip Roberts, INF	2009	Brandon Phillips, 2B
1959	Frank Robinson, 1B	1976	Joe Morgan, 2B	1993	Joe Oliver, C	2010	Joey Votto, 1B
1960	Eddie Kasko, 3B	1977	George Foster, OF	1994	Hal Morris, 1B	2011	Joey Votto, 1B
1961	Frank Robinson, OF	1978	Pete Rose, 3B	1995	Barry Larkin, SS	2012	Brandon Phillips, 2B
1962	Frank Robinson, OF	1979	Ray Knight, 3B	1996	Barry Larkin, SS	2013	Shin-Soo Choo, CF
1963	Jim Maloney, P	1980	Ken Griffey, OF	1997	Willie Greene, 3B	2014	Johnny Cueto, RHP
1964	Frank Robinson, OF	1981	Dave Concepcion, SS	1998	Bret Boone, 2B	2015	Joey Votto, 1B
1965	Deron Johnson, 3B	1982	Mario Soto, P	1999	Greg Vaughn, OF	2016	Joey Votto, 1B
1966	Pete Rose, 2B	1983	Mario Soto, P	2000	Danny Graves, P	2017	Joey Votto, 1B
1967	Tony Perez, 3B	1984	Dave Parker, OF	2001	Dmitri Young, OF	2018	Eugenio Suárez, 3B
1968	Pete Rose, OF	1985	Dave Parker, OF	2002	Aaron Boone, 3B	2019	Eugenio Suárez, 3B
1969	Pete Rose, OF	1986	Dave Parker, OF	2003	Jose Guillen, OF	2020	Trevor Bauer, RHP
1970	Johnny Bench, C	1987	Eric Davis, OF	2004	Sean Casey, 1B		
1971	Lee May, 1B	1988	Danny Jackson, P	2005	Ken Griffey Jr., CF		

Outstanding Pitcher, Johnny Vander Meer Award

1969	Wayne Granger	1984	Mario Soto	1997	Jeff Shaw	2010	Bronson Arroyo
1970	Jim Merritt	1985	Tom Browning	1998	Pete Harnisch	2011	Johnny Cueto
1971	Don Gullett	1986	John Franco	1999	Pete Harnisch	2012	Johnny Cueto
1972	Clay Carroll	1987	John Franco	2000	Danny Graves	2013	Mat Latos
1973	Jack Billingham	1988	Danny Jackson	2001	Scott Sullivan	2014	Johnny Cueto
1974	Don Gullett	1989	Tom Browning	2002	Jimmy Haynes	2015	Aroldis Chapman
1975	Don Gullett	1990	Jose Rijo	2003	Chris Reitsma	2016	Dan Straily
1978	Doug Bair	1991	Jose Rijo	2004	Paul Wilson	2017	Raisel Iglesias
1979	Tom Hume	1992	Jose Rijo	2005	Aaron Harang	2018	Jared Hughes
1980	Mario Soto	1993	Jose Rijo	2006	Bronson Arroyo	2019	Sonny Gray
1981	Tom Seaver	1994	Jeff Brantley	2007	Aaron Harang	2020	Trevor Bauer
1982	Mario Soto	1995	Pete Schourek	2008	Edinson Volquez		
1983	Mario Soto	1996	Jeff Brantley	2009	Bronson Arroyo		

Joe Nuxhall Good Guy Award

1991	Todd Benzinger	1999	Sean Casey	2007	Scott Hatteberg	2015	Todd Frazier
1992	Jose Rijo	2000	Steve Parris	2008	Aaron Harang	2016	Tucker Barnhart
1993	Tim Belcher	2001	Dmitri Young	2009	Bronson Arroyo	2017	Eugenio Suárez
1994	Kevin Mitchell	2002	Jose Rijo	2010	Scott Rolen	2018	Jared Hughes
1995	Bret Boone	2003	Austin Kearns	2011	Bronson Arroyo	2019	Tucker Barnhart
1996	Jeff Brantley	2004	Sean Casey	2012	Bronson Arroyo	2020	Amir Garrett
1997	Joe Oliver	2005	Ken Griffey Jr.	2013	Jay Bruce		
1998	Eddie Taubensee	2006	Bronson Arroyo	2014	Brayan Pena		

Major League All-Star Game Selections

1933	Chick Hafey	1968	Johnny Bench, Leo Cardenas, Tommy Helms, Tony Perez, Pete Rose	1998	Bret Boone, Jeff Shaw *
1934	No Reds Selected			1999	Barry Larkin, Sean Casey, Scott Williamson
1935	Paul Derringer	1969	Johnny Bench, Lee May, Tony Perez, Pete Rose	2000	Ken Griffey Jr., Danny Graves, Barry Larkin
1936	Ernie Lombardi, Lew Riggs	1970	Johnny Bench, Jim Merritt, Tony Perez, Pete Rose, Wayne Simpson	2001	Sean Casey
1937	Ernie Lombardi, Lee Grissom	1971	Johnny Bench, Clay Carroll, Lee May, Pete Rose	2002	Adam Dunn
1938	Ernie Lombardi, Paul Derringer, Ival Goodman, Frank McCormick, Johnny Vander Meer	1972	Johnny Bench, Clay Carroll, Gary Nolan, Joe Morgan	2003	Aaron Boone
1939	Ernie Lombardi, Paul Derringer, Paul Derringer, Lonny Frey, Ival Goodman, Frank McCormick, Bucky Walters, Johnny Vander Meer	1973	Johnny Bench, Jack Billingham, Dave Concepcion, Joe Morgan, Pete Rose	2004	Ken Griffey Jr., Danny Graves, Barry Larkin, Sean Casey
1940	Ernie Lombardi, Paul Derringer, Frank McCormick, Bucky Walters	1974	Johnny Bench, Joe Morgan, Tony Perez, Pete Rose	2005	Felipe Lopez
1941	Paul Derringer, Lonny Frey, Bucky Walters, Frank McCormick	1975	Johnny Bench, Dave Concepcion, Joe Morgan, Tony Perez, Pete Rose	2006	Bronson Arroyo
1942	Paul Derringer, Frank McCormick, Ray Starr, Johnny Vander Meer, Bucky Walters	1976	Johnny Bench, Dave Concepcion, George Foster, Ken Griffey, Joe Morgan, Tony Perez, Pete Rose	2007	Ken Griffey Jr.
1943	Lonny Frey, Eddie Miller, Frank McCormick, Johnny Vander Meer	1977	Johnny Bench, Tom Seaver, Dave Concepcion, George Foster, Ken Griffey, Joe Morgan, Pete Rose	2008	Edinson Volquez
1944	Frank McCormick, Ray Mueller, Bucky Walters, Eddie Miller	1978	Johnny Bench, Dave Concepcion, George Foster, Joe Morgan, Pete Rose, Tom Seaver	2009	Francisco Cordero
1945	Frank McCormick	1979	Johnny Bench, Dave Concepcion, George Foster, Mike LaCoss, Joe Morgan	2010	Brandon Phillips, Scott Rolen, Arthur Rhodes, Joey Votto
1946	Ewell Blackwell, Ray Lamanno, Eddie Miller	1980	Johnny Bench, Dave Concepcion, Ken Griffey, Ray Knight	2011	Jay Bruce, Brandon Phillips Scott Rolen, Joey Votto
1947	Ewell Blackwell, Bert Haas, Eddie Miller	1981	Dave Concepcion, George Foster, Tom Seaver	2012	Jay Bruce, Aroldis Chapman Joey Votto
1948	Ewell Blackwell	1982	Dave Concepcion, Tom Hume, Mario Soto	2013	Joey Votto, Brandon Phillips, Aroldis Chapman
1949	Ewell Blackwell, Walker Cooper	1983	Johnny Bench, Mario Soto	2014	Todd Frazier, Devin Mesoraco, Aroldis Chapman, Johnny Cueto, Alfredo Simon
1950	Ewell Blackwell, Johnny Wrostek	1984	Mario Soto	2015	Todd Frazier, Aroldis Chapman
1951	Ewell Blackwell, Johnny Wrostek	1985	Dave Parker, Pete Rose	2016	Jay Bruce, Adam Duvall
1952	Grady Hatton	1986	John Franco, Dave Parker	2017	Zack Cozart, Joey Votto
1953	Gus Bell, Ted Kluszewski	1987	Eric Davis, Bo Diaz, John Franco	2018	Joey Votto, Scooter Gennett, Eugenio Suárez
1954	Gus Bell, Ted Kluszewski	1988	Danny Jackson, Barry Larkin, Chris Sabo	2019	Luis Castillo, Sonny Gray
1955	Smoky Burgess, Joe Nuxhall, Ted Kluszewski	1989	Eric Davis, John Franco, Barry Larkin	2020	No Game, COVID-19 pandemic
1956	Ed Bailey, Gus Bell, Ted Kluszewski, Roy McMillan, Brooks Lawrence, Joe Nuxhall, Frank Robinson, Johnny Temple	1990	Jack Armstrong, Rob Dibble, Barry Larkin, Randy Myers, Chris Sabo		
1957	Ed Bailey, Gus Bell, Don Hoak, Roy McMillan, Frank Robinson, Johnny Temple	1991	Tom Browning, Rob Dibble, Barry Larkin, Paul O'Neill, Chris Sabo		
1958	George Crowe, Bob Purkey	1992	Bip Roberts, Norm Charlton		
1959	Vada Pinson, Frank Robinson, Johnny Temple	1993	Roberto Kelly, Barry Larkin		
1960	Ed Bailey, Bill Henry, Vada Pinson	1994	Barry Larkin, Jose Rijo		
1961	Joey Jay, Eddie Kasko, Bob Purkey, Frank Robinson	1995	Ron Gant, Barry Larkin, Reggie Sanders, John Smiley		
1962	Bob Purkey, Frank Robinson	1996	Barry Larkin		
1963	John Edwards, Jim O'Toole	1997	Barry Larkin		
1964	Leo Cardenas, John Edwards				
1965	Leo Cardenas, John Edwards, Sam Ellis, Jim Maloney, Frank Robinson, Pete Rose				
1966	Leo Cardenas, Billy McCool				
1967	Tommy Helms, Tony Perez, Pete Rose				

* Jeff Shaw was selected as a Red but was traded to the Dodgers prior to the 1998 All-Star Game.

Reds' All-Star Game Managers & Coaches

Sparky Anderson *1971, *1973, 1974, *1976, *1977	Bill McKechnie 1938, *1940, *1941, 1942, 1946	Bryan Price 2015
Dave Bristol 1968, 1969	Jack McKeon 1999	Dick Sisler 1965
Charley Dressen 1935, 1937	John McNamara 1980, 1982	Birdie Tebbets 1956
Fred Hutchinson .. 1960, *1962/g2, 1964	Jerry Narron 2006	Bucky Walters 1949
	Lou Piniella *1991	<small>* Managed National League All-Star team</small>

Sporting News All-Star Teams

1938 Johnny Vander Meer	1970 Tony Perez, Bobby Tolan, Johnny Bench, Jim Merritt	1986 Dave Parker
1939 Bucky Walters	1971 Lee May	1987 Eric Davis
1940 Frank McCormick, Bucky Walters, Paul Derringer	1972 Joe Morgan, Johnny Bench	1988 Barry Larkin, Danny Jackson
1947 Ewell Blackwell	1973 Tony Perez, Pete Rose, Johnny Bench	1989 Eric Davis
1954 Ted Kluszewski	1974 Joe Morgan, Don Gullett, Dave Concepcion, Johnny Bench	1990 Barry Larkin
1955 Ted Kluszewski	1975 Joe Morgan, Johnny Bench	1991 Barry Larkin, Jose Rijo
1956 Ted Kluszewski	1976 Joe Morgan, Ken Griffey, Dave Concepcion, George Foster	1992 Barry Larkin
1961 Frank Robinson, Joey Jay	1977 Joe Morgan, George Foster	1993 Barry Larkin
1962 Frank Robinson, Bob Purkey	1978 Pete Rose, George Foster	1994 Barry Larkin
1963 John Edwards	1981 Dave Concepcion, George Foster	1995 Barry Larkin, Reggie Sanders, Pete Schourek
1965 Pete Rose, Deron Johnson	1985 Dave Parker	1996 Barry Larkin
1966 Pete Rose		1999 Barry Larkin
1968 Tommy Helms, Pete Rose, Johnny Bench		2005 Ken Griffey Jr., Felipe Lopez
1969 Johnny Bench		2010 Joey Votto
		2011 Brandon Phillips



NL Player/Pitchers of the Week

Year	Player	Week Ending	Year	Player	Week Ending	Year	Player	Week Ending
1973	Fred Norman	6/24	1988	Kal Daniels	4/10	2005	Felipe Lopez	8/21
	Joe Morgan	8/26		Billy Hatcher	5/22	2006	Brandon Phillips	4/23
1974	Johnny Bench	7/14		Tom Browning	6/12		Edwin Encarnacion	8/13
1975	Don Gullett	4/13		Chris Sabo	6/19	2007	Alex Gonzalez (5)	4/23
	Joe Morgan	6/29		John Franco	7/31		Ken Griffey Jr.	5/7
	Tony Perez	8/31		Eric Davis	8/21		Adam Dunn	6/11
1976	Johnny Bench	5/2		Danny Jackson	9/4	2008	Bronson Arroyo	8/31
1977	Dan Driessen	5/1		Tom Browning	9/18	2009	Joey Votto	9/27
	George Foster	5/30	1989	Jose Rijo	5/21		Homer Bailey	10/4
	Dave Concepcion	8/28		Chris Sabo	5/28	2010	Jay Bruce	10/3
	George Foster	9/25		Eric Davis	6/4	2011	Jay Bruce	5/29
1978	Pete Rose	5/7		Luis Quinones	9/3		Joey Votto	7/31
	Tom Seaver	6/18	1990	Barry Larkin	4/22		Jay Bruce	8/14
	Doug Bair	7/23		Eric Davis	6/24	2012	Jay Bruce	4/29
	Pete Rose	7/30		Hal Morris	7/8		Mat Latos	7/1
1979	Dave Concepcion	5/13		Randy Myers	7/15		Drew Stubbs (6)	7/29
	Tom Seaver	7/1		Bill Doran	9/16		Jay Bruce (7)	9/9
	Dave Collins	8/26		Jose Rijo	9/23	2013	Homer Bailey	9/30
1980	Dave Collins	4/23	1991	Hal Morris	5/12		Joey Votto	5/19
	Tom Hume	8/17		Barry Larkin	6/30		Homer Bailey (8)	7/7
	George Foster	8/31		Mariano Duncan (3)	9/15	2014	Aroldis Chapman (9)	7/13
1981	Dave Collins	4/19	1992	Joe Oliver	8/16		Johnny Cueto	8/10
	Pete Rose	8/16		Bip Roberts	9/27	2015	Todd Frazier	5/31
1982	Dan Driessen	6/6	1993	Kevin Mitchell	5/16	2017	Scooter Gennett	6/12
1983	Johnny Bench	4/10	1994	Kevin Mitchell	6/5		Joey Votto	7/2
1984	Eddie Milner	4/8		Hal Morris	7/10	2018	Joey Votto	4/29
	Duane Walker	4/29	1995	Reggie Sanders	6/5		Scooter Gennett	5/13
1985	Dave Parker	5/5	1996	Kevin Mitchell	9/1		Scooter Gennett	5/27
	Dave Parker	5/19	1997	Barry Larkin	6/1	2019	Aristides Aquino	8/11
	John Franco	8/25	1998	Barry Larkin	7/12	2020	Nick Castellanos	8/2
	Tom Browning	9/29		Bret Boone	8/30			
1986	Buddy Bell (1)	8/17	1999	Aaron Boone	9/12			
	Dave Parker (2)	9/7	2000	Dante Bichette	5/29			
	Tony Perez	10/5		Alex Ochoa	9/17			
1987	Eric Davis	5/3	2001	Chris Reitsma (4)	4/9			
	Bo Diaz	7/5	2002	Adam Dunn	5/12			
	Eric Davis	8/2	2003	Aaron Boone	5/11			
				Aaron Boone	6/15			
			2004	Wily Mo Pena	7/18			

- (1) Co-Player with SD's John Kruk
- (2) Co-Player with SF's Mike Krukow
- (3) Co-Player with Atl's Steve Avery
- (4) Co-Player with LA's Gary Sheffield
- (5) Co-Player with Phi's Chase Utley
- (6) Co-Player with Mil's Carlos Gomez
- (7) Co-Player with Mia's Ricky Nolasco
- (8) Co-Player with Atl's Brian McCann
- (9) Co-Player with Pit's Andrew McCutchen

NL Player/Pitchers of the Month

1961	Frank Robinson	July	1979	George Foster	April	1999	Denny Neagle	September
	Joey Jay	May	1981	Dave Concepcion	April		Greg Vaughn	September
	Jim O'Toole	September		Tom Seaver	September	2005	Adam Dunn	July
1962	Bob Purkey	May	1983	Joe Price	July	2011	Jay Bruce	May
1964	Frank Robinson	August	1985	Dave Parker	May	2018	Scooter Gennett	May
1965	Pete Rose	July	1986	Eric Davis	July	2019	Luis Castillo	March/April
1966	Pete Rose	August		Bill Gullickson	August		Aristides Aquino	August
1968	Pete Rose	July	1987	Eric Davis	April		Eugenio Suárez	September
1973	Pete Rose	July		Eric Davis	May	2020	Trevor Bauer	September
1974	Don Gullett	July		Bo Diaz	July			
1975	Joe Morgan	April	1988	John Franco	July			
	Joe Morgan	June		Eric Davis	August			
	Tony Perez	August		Danny Jackson	August			
1976	George Foster	May	1989	Tom Browning	August			
	George Foster	July	1990	Jack Armstrong	May			
	Joe Morgan	August	1991	Barry Larkin	June			
1977	George Foster	June		Rob Dibble	June			
	George Foster	August	1992	Jose Rijo	September			
	Tom Seaver	August	1997	Kent Mercker	June			
1978	Pete Rose	July		Jeff Shaw	September			

NL Rookies of the Month

2001	*Adam Dunn	August
2002	Austin Kearns	May
2007	Josh Hamilton	April
2008	Joey Votto	September
2012	Todd Frazier	August
2014	Billy Hamilton	June
2019	Aristides Aquino	August

* Co-Player with Hou's Roy Oswalt

2021 NOTES



REDS HOME OPENING DAY RESULTS

Date	Opponent	W-L	Score	Winning Pitcher	Losing Pitcher	Record
4-25-1876	St. Louis	W	2-1	Cherokee Fisher	George Bradley	1-0
5-14-77+	Louisville	L	6-24	Jim Devlin	Bobby Matthews	1-1
5-1-78	Milwaukee	W	6-4	Will White	Sam Weaver	2-1
5-1-79	Troy	W	7-5	Will White	George Bradley	3-1
5-1-80	Chicago	L	3-4	Larry Corcoran	Will White	3-2
Cincinnati not a member of National League from 1881-1889						
4-19-90	Chicago	L	4-5	Bill Hutchinson	Jesse Duryea	3-3
4-22-91	Cleveland	L	3-6	Cy Young	Tony Mullane	3-4
4-12-92	Pittsburgh	L	5-7	Mark Baldwin	Tony Mullane	3-5
4-27-93	Chicago	W	10-1	Tony Mullane	Wee Willie McGill	4-5
4-20-94	Chicago	W	10-6	Tom Parrott	Bill Hutchinson	5-5
4-18-95	Cleveland	W	10-8	Frank Dwyer	Mike Sullivan	6-5
4-16-96	Pittsburgh	L	1-9	Pink Hawley	Billy Rhines	6-6
4-22-97	Chicago	W	8-7	Billy Rhines	Clark Griffith	7-6
4-15-98	Cleveland	W	3-2	Ted Breitenstein	Cy Young	8-6
4-15-99	Pittsburgh	L	2-5	Jesse Tannehill	Pink Hawley	8-7
4-19-1900	Chicago	L	10-13	Jock Menefee	Ed Scott	8-8
4-20-01	Pittsburgh	L	2-4	Sam Laveer	Noodles Hahn	8-9
4-17-02	Chicago	L	1-6	Jack Taylor	Len Swormstedt	8-10
4-16-03	Pittsburgh	L	1-7	Deacon Phillippe	Jack Harper	8-11
4-14-04	Chicago	W	3-2	Jack Sutthoff	Jake Weimer	9-11
4-14-05	Pittsburgh	L	4-9	Pat Flaherty	Jack Harper	9-12
4-12-06	Chicago	L	2-7	Carl Lundgren	Orval Overall	9-13
4-11-07	Pittsburgh	W	4-3	Bob Ewing	Lefty Leifield	10-13
4-14-08	Chicago	L	5-6	Orval Overall	Bill Campbell	10-14
4-14-09	Pittsburgh	L	0-3	Howard Camnitz	Art Fromme	10-15
4-14-10	Chicago	W	1-0	Fred Beebe	Orval Overall	11-15
4-12-11	Pittsburgh	L	0-14	Babe Adams	Art Fromme	11-16
4-11-12*	Chicago	W	10-6	Bert Humphries	King Cole	12-16
4-12-13	Pittsburgh	L	2-9	Babe Adams	Art Fromme	12-17
4-14-14	Chicago	W	10-1	Rube Benton	Larry Cheney	13-17
4-14-15	Pittsburgh	L	2-9	George McQuillan	Leon Ames	13-18
4-12-16	Chicago	L	1-7	George McConnell	Fred Toney	13-19
4-11-17	St. Louis	W	3-1	Pete Schneider	Lee Meadows	14-19
4-16-18	Pittsburgh	W	2-0	Pete Schneider	Wilbur Cooper	15-19
4-23-19	St. Louis	W	6-2	Dolf Luque	Bill Sherdel	16-19
4-14-20	Chicago	W	7-3	Dutch Ruether	Grover Alexander	17-19
4-13-21	Pittsburgh	W	5-3	Dolf Luque	Babe Adams	18-19
4-12-22	Chicago	L	3-7	Grover Alexander	Eppa Rixey	18-20
4-17-23	St. Louis	W	3-2 (11)	Pete Donohue	Lester Sell	19-20
4-15-24	Pittsburgh	W	6-5	Tom Sheehan	Lee Meadows	20-20
4-14-25	St. Louis	W	4-0	Pete Donohue	Jesse Haines	21-20
4-13-26	Chicago	W	7-6 (10)	Jackie May	Sheriff Blake	22-20
4-12-27	Pittsburgh	L	1-2	Ray Kremer	Pete Donohue	22-21
4-11-28	Chicago	W	5-1	Dolf Luque	Charlie Root	23-21
4-16-29	St. Louis	L	2-5	Grover Alexander	Red Lucas	23-22
4-15-30	Pittsburgh	L	6-7	Steve Swetonic	Red Lucas	23-23
4-14-31	St. Louis	L	3-7	Flint Rhem	Larry Benton	23-24
4-12-32	Chicago	W	5-4	Larry Benton	Guy Bush	24-24
4-12-33	Pittsburgh	L	1-4	Bill Swift	Si Johnson	24-25
4-17-34	Chicago	L	0-6	Lon Warneke	Si Johnson	24-26
4-16-35	Pittsburgh	L	6-12	Waite Hoyt	Tony Freitas	24-27
4-14-36	Pittsburgh	L	6-8	Waite Hoyt	Paul Derringer	24-28
4-20-37	St. Louis	L	0-2 (10)	Dizzy Dean	Peaches Davis	24-29
4-19-38	Chicago	L	7-8	Charlie Root	Peaches Davis	24-30
4-17-39	Pittsburgh	L	5-7	Cy Blanton	Bucky Walters	24-31
4-16-40	Chicago	W	2-1	Paul Derringer	Bill Lee	25-31
4-15-41	St. Louis	L	3-7	Lon Warneke	Paul Derringer	25-32
4-14-42	Pittsburgh	L	2-4	Max Butcher	Bucky Walters	25-33
4-21-43	St. Louis	W	1-0 (11)	J. Vander Meer	Mort Cooper	26-33
4-18-44	Chicago	L	0-3	Hank Wyse	Bucky Walters	26-34
4-17-45	Pittsburgh	W	7-6 (11)	Hod Lisenbee	Rip Sewell	27-34
4-16-46	Chicago	L	3-4	Ray Prim	Ed Heusser	27-35
4-15-47	St. Louis	W	3-1	Ewell Blackwell	Howie Pollet	28-35
4-19-48	Pittsburgh	W	4-1	Ewell Blackwell	Hal Gregg	29-35
4-19-49	St. Louis	W	3-1	Ken Raffensberger	Harry Brecheen	30-35
4-18-50	Chicago	L	6-9	John Schmitz	K. Raffensberger	30-36
4-16-51	Pittsburgh	L	3-4	Cliff Chambers	Ewell Blackwell	30-37
4-15-52	Chicago	L	5-6 (10)	Joe Hatten	Frank Hiller	30-38
4-13-53	Milwaukee	L	0-2	Max Surkont	Bud Podbielan	30-39

Date	Opponent	W-L	Score	Winning Pitcher	Losing Pitcher	Record
4-13-54	Milwaukee	W	9-8	Joe Nuxhall	Chet Nichols	31-39
4-11-55	Chicago	L	5-7	Sam Jones	Art Fowler	31-40
4-17-56	St. Louis	L	2-4	Wilmer Mizell	Joe Nuxhall	31-41
4-16-57	St. Louis	L	4-13	Herm Wehmeier	John Klippstein	31-42
4-15-58	Philadelphia	L	4-5	Ray Semproch	Bill Wight	31-43
4-9-59	Pittsburgh	W	4-1	Bob Purkey	Ronnie Kline	32-43
4-12-60	Philadelphia	W	9-4	Brooks Lawrence	Robin Roberts	33-43
4-11-61	Chicago	W	7-1	Jim O'Toole	Glen Hobbie	34-43
4-9-62	Philadelphia	L	4-12	Art Mahaffey	Joey Jay	34-44
4-8-63	Pittsburgh	W	5-2	Jim O'Toole	Earl Francis	35-44
4-13-64	Houston	L	3-6	Ken Johnson	Jim Maloney	35-45
4-12-65	Milwaukee	L	2-4	Tony Cloninger	Jim O'Toole	35-46
4-22-66#	Philadelphia	L	7-9	Darold Knowles	Don Nottebart	35-47
4-10-67	Los Angeles	W	6-1	Jim Maloney	Bob Miller	36-47
4-10-68	Chicago	W	9-4	Milt Pappas	Joe Niekro	37-47
4-7-69	Los Angeles	L	2-3	Don Drysdale	Gary Nolan	37-48
4-6-70	Montreal	W	5-1	Jim Merritt	Joe Sparna	38-48
4-5-71	Atlanta	L	4-7	Cecil Upshaw	Wayne Granger	38-49
4-15-72	Los Angeles	L	1-3	Don Sutton	Jack Billingham	38-50
4-5-73	San Francisco	L	1-4	Juan Marichal	Don Gullett	38-51
4-4-74	Atlanta	W	7-6 (11)	Clay Carroll	Buzz Capra	39-51
4-7-75	Los Angeles	W	2-1 (14)	Pat Darcy	Charlie Hough	40-51
4-8-76	Houston	W	11-5	Gary Nolan	J.R. Richard	41-51
4-6-77	San Diego	W	5-3	Woodie Fryman	Randy Jones	42-51
4-6-78	Houston	W	11-9	Pedro Borbon	J.R. Richard	43-51
4-4-79	San Francisco	L	5-11	Vida Blue	Tom Seaver	43-52
4-9-80	Atlanta	W	9-0	Frank Pastore	Phil Niekro	44-52
4-8-81	Philadelphia	W	3-2	Tom Hume	Sparky Lyle	45-52
4-5-82	Chicago	L	2-3 (8)	Doug Bird	Mario Soto	45-53
4-4-83	Atlanta	W	5-4	Mario Soto	Steve Bedrosian	46-53
4-2-84	New York	W	8-1	Mario Soto	Mike Torrez	47-53
4-8-85	Montreal	W	4-1	Mario Soto	Steve Rogers	48-53
4-7-86	Philadelphia	W	7-4	Mario Soto	Steve Carlton	49-53
4-6-87	Montreal	W	11-5	Bill Landrum	Floyd Youmans	50-53
4-4-88	St. Louis	W	5-4 (12)	Pat Perry	Bob Forsch	51-53
4-3-89	Los Angeles	W	6-4	Danny Jackson	Tim Lincecum	52-53
4-17-90@	San Diego	W	2-1	Tom Browning	Andy Benes	53-53
4-8-91	Houston	W	6-2	Tom Browning	Mike Scott	54-53
4-6-92	San Diego	L	3-4	Jose Melendez	Jose Rijo	54-54
4-5-93	Montreal	W	2-1	Jose Rijo	Dennis Martinez	55-54
4-3-94	St. Louis	L	4-6	Bob Tewksbury	Jose Rijo	55-55
4-26-95	Chicago	L	1-7	Jim Bullinger	Jose Rijo	55-56
4-2-96*	Montreal	W	4-1	Pete Schourek	Jeff Fassero	56-56
4-1-97	Colorado	W	11-4	John Smiley	Kevin Ritz	57-56
3-31-98	San Diego	L	2-10	Kevin Brown	Mike Remlinger	57-57
4-5-99	San Francisco	L	8-11	Allen Embree	John Hudek	57-58
4-3-2000	Milwaukee	T	3-3 (5-1)	(Scott Sullivan)	(Steve Woodard)	57-58-1
4-2-01	Atlanta	L	4-10	Marc Valdes	Dennys Reyes	57-59-1
4-1-02	Chicago	W	5-4	Danny Graves	Jeff Fassero	58-59-1
3-31-03%	Pittsburgh	L	1-10	Kris Benson	Jimmy Haynes	58-60-1
4-5-04	Chicago	L	4-7	Kerry Wood	Cory Lidle	58-61-1
4-4-05	New York	W	7-6	Danny Graves	BradenLooper	59-61-1
4-3-06	Chicago	L	7-16	Will Ohman	Aaron Harang	59-62-1
4-2-07	Chicago	W	5-1	Aaron Harang	Carlos Zambrano	60-62-1
3-31-08	Arizona	L	2-4	Brandon Webb	Aaron Harang	60-63-1
4-6-09	New York	L	1-2	Johan Santana	Aaron Harang	60-64-1
4-5-10	St. Louis	L	6-11	Chris Carpenter	Aaron Harang	60-65-1
3-31-11	Milwaukee	W	7-6	Logan Ondrusek	John Axford	61-65-1
4-5-12	Miami	W	4-0	Johnny Cueto	Mark Buehrle	62-65-1
4-1-13	Los Angeles (AL)	L	1-3 (13)	Mark Lowe	J.J. Hoover	62-66-1
3-31-14	St. Louis	L	0-1	Adam Wainwright	Johnny Cueto	62-67-1
4-6-15	Pittsburgh	W	5-2	Jumbo Diaz	Tony Watson	63-67-1
4-4-16	Philadelphia	W	6-2	Ross Ohlendorf	David Hernandez	64-67-1
4-3-17	Philadelphia	L	3-4	Jeremy Hellickson	Scott Feldman	64-68-1
3-30-18**	Washington	L	0-2	Max Scherzer	Homer Bailey	64-69-1
3-28-19	Pittsburgh	W	5-3	Zach Duke	Jameson Taillon	65-69-1
7-24-20**	Detroit	W	7-1	Sonny Gray	Matthew Boyd	66-69-1

+Home opener. Original Opening Day game vs Louisville (May 3) rained out. Reds opened on the road at Louisville, May 10, and won, 15-9. *First game played at Redland Field (later Crosley Field); #Home opener. Original Opening series vs New York Mets (Apr. 11-12-13) rained out. Reds opened on the road at Philadelphia, Apr. 15, and lost, 4-3; @Home opener. Reds opened on road (because of labor dispute) at Houston, April 9, and won, 8-4; ^Opening Day postponed on 4/1 due to the death of home plate umpire John McSherry. %First game played at Great American Ball Park. ** Rained out on 3/29. ** The start of the 60-game season delayed by a global pandemic caused by the COVID-19 virus.

REDS OPENING DAY STARTING LINEUPS SINCE 1900
1900

Barrett.....RF
 Corcoran.....SS
 McBride.....CF
 E. Smith.....LF
 Beckley.....1B
 Steinfeldt.....2B
 Irwin.....3B
 Peitz.....C
 B. Phillips.....P

1901

Dobbs.....CF
 Harley.....LF
 Beckley.....1B
 Crawford.....RF
 Magoon.....2B
 Irwin.....3B
 Corcoran.....SS
 Peitz.....C
 Hahn.....P

1902

Hoy.....CF
 Dobbs.....LF
 Beckley.....1B
 Crawford.....RF
 Beck.....2B
 Corcoran.....SS
 Steinfeldt.....3B
 Bergen.....C
 Swormstedt.....P

1903

Kelly.....LF
 Seymour.....CF
 Donlin.....RF
 Beckley.....1B
 Morrissey.....2B
 Corcoran.....SS
 Steinfeldt.....3B
 Peitz.....C
 Sutthoff.....P

1904

Woodruff.....2B
 Seymour.....CF
 Donlin.....LF
 Dolan.....RF
 Kelly.....1B
 Steinfeldt.....3B
 Corcoran.....SS
 Peitz.....C
 Sutthoff.....P

1905

Huggins.....2B
 Dolan.....1B
 Seymour.....CF
 Sebring.....RF
 Odwell.....LF
 Steinfeldt.....3B
 Corcoran.....SS
 Schlei.....C
 J. Harper.....P

1906

Huggins.....2B
 Barry.....LF
 Carr.....1B
 Seymour.....CF
 Delahanty.....3B
 Corcoran.....SS
 Odwell.....RF
 Schlei.....C
 Overall.....P

1907

Huggins.....2B
 L. Davis.....CF
 Kane.....3B
 Ganzel.....1B
 Krueger.....LF
 M. Mitchell.....RF
 Mowrey.....SS
 Schlei.....C
 Ewing.....P

1908

Huggins.....2B
 Lobert.....LF
 M. Mitchell.....RF
 Ganzel.....1B
 Schlei.....C
 Mowrey.....3B
 Paskert.....CF
 Ruiswitt.....SS
 Ewing.....P

1909

Huggins.....2B
 Oakes.....CF
 Paskert.....LF
 Lobert.....3B
 M. Mitchell.....RF
 Mowrey.....SS
 Hoblitzell.....1B
 McLean.....C
 Fromme.....P

1910

Bescher.....LF
 Lobert.....3B
 Hoblitzell.....1B
 M. Mitchell.....CF
 Egan.....2B
 McCabe.....RF
 Downey.....SS
 T. Clarke.....C
 Beebe.....P

1911

Huggins.....2B
 Bates.....CF
 Hoblitzell.....1B
 M. Mitchell.....RF
 Grant.....3B
 Altizer.....SS
 Downey.....LF
 McLean.....C
 McQuillan.....P

1912

Bescher.....LF
 J. Bates.....CF
 Hoblitzell.....1B
 Marsans.....RF
 Egan.....2B
 Phelan.....3B
 Esmond.....SS
 McLean.....C
 F. E. Smith.....P

1913

Bescher.....LF
 J. Bates.....CF
 Tinker.....SS
 Hoblitzell.....1B
 Marsans.....RF
 Egan.....2B
 Grant.....3B
 T. Clarke.....C
 Fromme.....P

1914

Moran.....RF
 Groh.....2B
 J. Bates.....CF
 Marsans.....LF
 Hoblitzell.....1B
 Niehoff.....3B
 Herzog.....SS
 T. Clarke.....C
 G. Johnson.....P

1915

Leach.....CF
 Herzog.....SS
 Killefer.....LF
 T. Griffith.....RF
 Groh.....3B
 Olson.....2B
 Mollwitz.....1B
 Dobin.....C
 Ames.....P

1916

Killefer.....CF
 Herzog.....SS
 K. Williams.....LF
 T. Griffith.....RF
 Groh.....3B
 Louden.....2B
 Mollwitz.....1B
 Wingo.....C
 Toney.....P

1917

Cueto.....LF
 McKechnie.....3B
 Groh.....2B
 Chase.....1B
 Roush.....CF
 Neal.....RF
 Kopf.....SS
 Wingo.....C
 C. Mitchell.....P

1918

Groh.....3B
 L. Magee.....2B
 Roush.....CF
 Chase.....1B
 T. Griffith.....RF
 S. Magee.....LF
 Blackburne.....SS
 N. Allen.....C
 Schneider.....P

1919

Rath.....2B
 Neale.....RF
 Groh.....3B
 Roush.....CF
 S. Magee.....LF
 Daubert.....1B
 Kopf.....SS
 N. Allen.....C
 R. Fisher.....P

1920

Rath.....2B
 Daubert.....1B
 Groh.....3B
 Roush.....CF
 P. Duncan.....LF
 Kopf.....SS
 Neale.....RF
 Wingo.....C
 Ruether.....P

1921

Paskert.....RF
 Daubert.....1B
 Bohne.....3B
 P. Duncan.....LF
 See.....CF
 Fonseca.....2B
 Crane.....SS
 Wingo.....C
 Luque.....P

1922

G. Burns.....CF
 Neale.....RF
 P. Duncan.....LF
 Bohne.....2B
 Daubert.....1B
 Caveney.....SS
 Pinelli.....3B
 Wingo.....C
 Rixey.....P

1923

G. Burns.....CF
 G. Harper.....RF
 P. Duncan.....LF
 Fonseca.....1B
 Bohne.....2B
 Pinelli.....3B
 Caveney.....SS
 Wingo.....C
 Donohue.....P

1924

G. Burns.....RF
 Daubert.....1B
 Roush.....CF
 P. Duncan.....LF
 Hargrave.....C
 Bohne.....2B
 Pinelli.....3B
 Caveney.....SS
 Donohue.....P

1925

Critz.....2B
 Pinelli.....3B
 Roush.....CF
 Bressler.....LF
 C. Walker.....RF
 Zitzmann.....LF
 Caveney.....SS
 Hargrave.....C
 Donohue.....P

1926

Bohne.....SS
 Pinelli.....3B
 Roush.....CF
 Bressler.....LF
 Pipp.....1B
 C. Walker.....RF
 Critz.....2B
 Picinich.....C
 Donohue.....P

1927

Christenson.....CF
 Dressen.....3B
 C. Walker.....RF
 Bressler.....LF
 G. Kelly.....1B
 Hargrave.....C
 Ford.....SS
 Pittenger.....2B
 Donohue.....P

1928

Dressen.....3B
 E. Allen.....CF
 Purdy.....LF
 G. Kelly.....1B
 C. Walker.....RF
 Critz.....2B
 Ford.....SS
 Hargrave.....C
 Luque.....P

1929

Critz.....2B
 Purdy.....LF
 G. Kelly.....1B
 C. Walker.....RF
 E. Allen.....CF
 Pittenger.....3B
 Ford.....SS
 Sukeforth.....C
 Lucas.....P

1930

Critz2B
 CallaghanCF
 MeuselLF
 HeilmannRF
 G. Kelly1B
 Cuccinello3B
 FordSS
 GoochC
 LucasP

1935

B. MyersSS
 ByrdLF
 Riggs3B
 Bottomley1B
 HafeyCF
 GoodmanRF
 LombardiC
 Kampouris2B
 FreitasP

1940

Werber3B
 L. Frey2B
 GoodmanRF
 F. McCormick1B
 LombardiC
 CraftCF
 M. McCormickLF
 B. MyersSS
 DerringerP

1945

ClayCF
 TiptonLF
 G. WalkerRF
 F. McCormick1B
 Mesner3B
 W. Williams2B
 WahlSS
 JustC
 B. WaltersP

1950

Hatton3B
 LowreyLF
 WrostekCF
 CooperC
 LitwhilerRF
 Kluszewski1B
 Bloodworth2B
 StallcupSS
 RaffensbergerP

1955

Temple2B
 R. McMillanSS
 G. BellCF
 Kluszewski1B
 Jablonski3B
 GreengrassLF
 E. BaileyC
 PostRF
 FowlerP

1931

Dressen3B
 RoettgerRF
 RoushCF
 Stripp1B
 Cuccinello2B
 CullopLF
 DurocherSS
 SukeforthC
 R. BentonP

1936

CuylerCF
 Kampouris2B
 F. HermanLF
 LombardiC
 Riggs3B
 GoodmanRF
 McQuinn1B
 B. MyersSS
 DerringerP

1941

Werber3B
 L. Frey2B
 GleesonRF
 F. McCormick1B
 LombardiC
 RippleLF
 CraftCF
 JoostSS
 DerringerP

1946

ClayCF
 L. Frey2B
 Hatton3B
 E. MillerSS
 Haas1B
 LibkeRF
 LukonLF
 MuellerC
 BeggsP

1951

B. Adams2B
 UsherCF
 WrostekRF
 Kluszewski1B
 AdcockLF
 ScheffingC
 Hatton3B
 StallcupSS
 BlackwellP

1956

Temple2B
 BurgessC
 Kluszewski1B
 PostRF
 G. BellCF
 Jablonski3B
 F. RobinsonLF
 R. McMillanSS
 NuxhallP

1932

DouthitCF
 Gilbert3B
 F. HermanRF
 Grantham2B
 Heath1B
 LombardiC
 CrabtreeLF
 MorrisseySS
 Si JohnsonP

1937

Outlaw3B
 H. WalkerCF
 GoodmanRF
 WeintraubLF
 LombardiC
 Scarsell1B
 Gelbert2B
 B. MyersSS
 R. DavisP

1942

JoostSS
 L. Frey2B
 GoodmanRF
 G. WalkerLF
 F. McCormick1B
 Haas3B
 M. McCormickCF
 HemsleyC
 B. WaltersP

1947

BaumholtzRF
 B. Adams2B
 Hatton3B
 VollmerCF
 GalanLF
 LamannoC
 Haas1B
 E. MillerSS
 BlackwellP

1952

Hatton2B
 B. Adams3B
 WrostekRF
 AdcockLF
 Kluszewski1B
 BorkowskiCF
 SeminickC
 R. McMillanSS
 WehmeierP

1957

F. RobinsonLF
 Hoak3B
 G. BellCF
 PostRF
 Temple2B
 Kluszewski1B
 E. BaileyC
 R. McMillanSS
 KlippsteinP

1933

Grantham2B
 Morrissey3B
 Bottomley1B
 HafeyLF
 J. MooreCF
 LombardiC
 H. RiceRF
 DurocherSS
 Si JohnsonP

1938

GoodmanRF
 Riggs3B
 D. CookeLF
 CraftCF
 F. McCormick1B
 LombardiC
 Kampouris2B
 B. MyersSS
 SchottP

1943

L. Frey2B
 M. McCormickCF
 M. MarshallRF
 F. McCormick1B
 E. MillerSS
 Haas3B
 TiptonLF
 MuellerC
 Vander MeerP

1948

BaumholtzRF
 WrostekCF
 Hatton3B
 SauerLF
 B. Young1B
 LamannoC
 B. Adams2B
 StallcupSS
 BlackwellP

1953

Temple2B
 B. Adams3B
 M. MarshallRF
 Kluszewski1B
 GreengrassLF
 G. BellCF
 R. McMillanSS
 LandrithC
 PodbielanP

1958

Temple2B
 PinsonRF
 F. RobinsonLF
 Bilko1B
 Hoak3B
 G. BellCF
 E. BaileyC
 R. McMillanSS
 LawrenceP

1934

ComoroskyLF
 Koenig3B
 Piet2B
 HafeyCF
 Bottomley1B
 ShiverRF
 O'FarrellC
 SladeSS
 Si JohnsonP

1939

Werber3B
 BergerLF
 GoodmanRF
 F. McCormick1B
 LombardiC
 CraftCF
 Joost2B
 B. MyersSS
 Vander MeerP

1944

ClayCF
 W. Williams2B
 G. WalkerRF
 F. McCormick1B
 TiptonLF
 E. MillerSS
 Mesner3B
 MuellerC
 B. WaltersP

1949

Hatton3B
 SyrostekCF
 LitwhilerRF
 SauerLF
 Bloodworth2B
 Kluszewski1B
 StallcupSS
 MuellerC
 RaffensbergerP

1954

B. Adams3B
 R. McMillanSS
 G. BellCF
 Kluszewski1B
 GreengrassLF
 Temple2B
 PostRF
 SeminickC
 PodbielanP

1959

Temple2B
 PinsonCF
 G. BellRF
 F. Robinson1B
 Thomas3B
 LynchLF
 E. BaileyC
 R. McMillanSS
 PurkeyP

1960

R. McMillanSS
 PinsonCF
 G. BellLF
 F. Robinson1B
 GonzalezRF
 E. BaileyC
 Martin2B
 Kasko3B
 BrosnanP

1965

P. Rose2B
 T. HarperLF
 PinsonCF
 F. RobinsonRF
 G. Coleman1B
 D. Johnson3B
 J. EdwardsC
 CardenasSS
 O'TooleP

1970

TolanCF
 Helms2B
 P. RoseRF
 T. Perez3B
 BenchC
 May1B
 CarboLF
 ConcepcionSS
 MerrittP

1975

RoseLF
 Morgan2B
 BenchC
 T. Perez1B
 ConcepcionSS
 GeronimoCF
 GriffeyRF
 Vukovich3B
 GullettP

1980

D. CollinsCF
 GriffeyRF
 ConcepcionSS
 FosterLF
 Driessen1B
 BenchC
 Knight3B
 Kennedy2B
 PastoreP

1985

E. DavisCF
 Rose1B
 ParkerRF
 CedenoLF
 Esasky3B
 ConcepcionSS
 Oester2B
 BilardelloC
 SotoP

1961

KaskoSS
 PinsonCF
 F. RobinsonLF
 PostRF
 Freese3B
 E. BaileyC
 G. Coleman1B
 Baumer2B
 O'TooleP

***1966**

T. HarperRF
 P. Rose3B
 PinsonCF
 G. Coleman1B
 D. JohnsonLF
 PavletichC
 CardenasSS
 Helms2B
 EllisP

1971

P. RoseCF
 Helms2B
 T. Perez1B
 BenchC
 CarboLF
 McRaeRF
 DuffySS
 W. Woodward3B
 NolanP

1976

Rose3B
 GriffeyRF
 Morgan2B
 BenchC
 Perez1B
 FosterLF
 ConcepcionSS
 GeronimoCF
 NolanP

1981

D. CollinsRF
 GriffeyCF
 ConcepcionSS
 FosterLF
 BenchC
 Driessen1B
 Knight3B
 Oester2B
 SeaverP

1986

E. DavisCF
 B. Bell3B
 ParkerRF
 Esasky1B
 T. JonesLF
 ConcepcionSS
 DiazC
 Oester2B
 SotoP

1962

Blasingame2B
 KaskoSS
 PinsonCF
 F. RobinsonRF
 LynchLF
 G. Coleman1B
 J. EdwardsC
 T. Harper3B
 JayP

1967

T. HarperRF
 PinsonCF
 P. RoseLF
 D. Johnson3B
 T. Perez1B
 Helms2B
 CardenasSS
 J. EdwardsC
 MaloneyP

1972

P. RoseLF
 Morgan2B
 TolanCF
 BenchC
 T. Perez1B
 Menke3B
 GeronimoRF
 ConcepcionSS
 BillinghamP

1977

Rose3B
 GriffeyRF
 Morgan2B
 FosterLF
 ConcepcionSS
 Driessen1B
 PlummerC
 GeronimoCF
 FrymanP

1982

Oester2B
 Driessen1B
 ConcepcionSS
 CedenoCF
 Bench3B
 HouseholderRF
 HurdleLF
 TrevinoC
 SotoP

1987

K. DanielsLF
 LarkinSS
 ParkerRF
 E. DavisCF
 B. Bell3B
 DiazC
 Francona1B
 Oester2B
 BrowningP

1963

CardenasSS
 P. Rose2B
 PinsonRF
 F. RobinsonLF
 G. Coleman1B
 J. EdwardsC
 Freese3B
 T. HarperCF
 O'TooleP

1968

P. RoseRF
 A. JohnsonLF
 PinsonCF
 T. Perez3B
 May1B
 PavletichC
 Helms2B
 CardenasSS
 PappasP

1973

P. RoseLF
 Morgan2B
 TolanRF
 BenchC
 T. Perez1B
 GeronimoCF
 ChaneySS
 Menke3B
 GullettP

1978

Rose3B
 GriffeyRF
 Morgan2B
 FosterLF
 Driessen1B
 BenchC
 ConcepcionSS
 GeronimoCF
 SeaverP

1983

RedusLF
 MilnerCF
 ConcepcionSS
 Bench3B
 Driessen1B
 Oester2B
 J. JonesRF
 TrevinoC
 SotoP

1988

LarkinSS
 Concepcion2B
 K. DanielsLF
 E. DavisCF
 T. JonesRF
 DiazC
 Esasky1B
 Sabo3B
 SotoP

1964

P. Rose2B
 Ruiz3B
 PinsonCF
 F. RobinsonRF
 G. Coleman1B
 SkinnerLF
 J. EdwardsC
 CardenasSS
 MaloneyP

1969

P. RoseCF
 TolanRF
 A. JohnsonLF
 T. Perez3B
 May1B
 BenchC
 Helms2B
 WoodwardSS
 NolanP

1974

P. RoseLF
 Morgan2B
 Driessen3B
 T. Perez1B
 BenchC
 GriffeyRF
 RettenmundCF
 ConcepcionSS
 BillinghamP

1979

GriffeyRF
 ConcepcionSS
 Morgan2B
 FosterLF
 BenchC
 Driessen1B
 Auerbach3B
 GeronimoCF
 SeaverP

1984

RedusLF
 E. MilnerCF
 ConcepcionSS
 ParkerRF
 Driessen1B
 Esasky3B
 Oester2B
 BilardelloC
 SotoP

1989

LarkinSS
 Sabo3B
 E. DavisCF
 K. DanielsLF
 Benzinger1B
 O'NeillRF
 J. ReedC
 Oester2B
 JacksonP

1990
 Sabo3B
 HatcherLF
 LarkinSS
 E. DavisCF
 O'NeillRF
 Benzinger1B
 OliverC
 M. Duncan2B
 BrowningP

1995
 D. SandersCF
 LarkinSS
 Morris1B
 GantLF
 B. Boone2B
 SantiagoC
 R. SandersRF
 W. Greene3B
 RijoP

2000
 Reese2B
 LarkinSS
 GriffeyCF
 BichetteRF
 D. Young1B
 TaubenseeC
 A. Boone3B
 TuckerLF
 HarnischP

2005
 Jimenez2B
 GriffeyCF
 Casey1B
 KearnsRF
 DunnLF
 Randa3B
 AuriliaSS
 LaRueC
 WilsonP

2010
 DickersonCF
 CabreraSS
 Votto1B
 Phillips2B
 Rolan3B
 Bruce3B
 BruceRF
 NixLF
 HernandezC
 HarangP

2015
 HamiltonCF
 Votto1B
 Frazier3B
 MesoracoC
 ByrdLF
 BruceRF
 Phillips2B
 CozartSS
 CuetoP

1991
 HatcherLF
 LarkinSS
 O'NeillRF
 E. DavisCF
 Morris1B
 Sabo3B
 J. ReedC
 M. Duncan2B
 BrowningP

1996
 E. DavisLF
 Owens2B
 LarkinSS
 R. SandersRF
 Sabo3B
 Morris1B
 M. KellyCF
 OliverC
 SchourekP

2001
 LarkinSS
 TuckerCF
 D. YoungLF
 Casey1B
 OchoaRF
 A. Boone3B
 Reese2B
 LaRueC
 HarnischP

2006
 Womack2B
 LopezSS
 GriffeyCF
 DunnLF
 Encarnacion3B
 Hatteberg1B
 KearnsRF
 ValentinC
 HarangP

2011
 StubbsCF
 Phillips2B
 Votto1B
 Rolan3B
 BruceRF
 GomesLF
 HernandezC
 JanishSS
 VolquezP

2016
 CozartSS
 Suárez3B
 Votto1B
 Phillips2B
 BruceRF
 MesoracoC
 DuvallLF
 IglesiasP
 HamiltonCF

1992
 Roberts2B
 Morris1B
 LarkinSS
 Sabo3B
 BraggsLF
 R. SandersCF
 O'NeillRF
 OliverC
 RijoP

1997
 D. SandersCF
 W. Greene3B
 LarkinSS
 R. SandersRF
 Morris1B
 SierraLF
 B. Boone2B
 TaubenseeC
 SmileyP

2002
 Walker2B
 LarkinSS
 GriffeyCF
 Casey1B
 Boone3B
 DunnLF
 EncarnacionRF
 LaRueC
 HamiltonP

2007
 FreelCF
 DunnLF
 Phillips2B
 GriffeyRF
 Encarnacion3B
 Hatteberg1B
 GonzalezSS
 RossC
 HarangP

2012
 Phillips2B
 CozartSS
 Votto1B
 Rolan3B
 BruceRF
 LudwickLF
 StubbsCF
 HaniganC
 CuetoP

2017
 HamiltonCF
 Peraza2B
 Votto1B
 DuvallLF
 Suárez3B
 ScheblerRF
 CozartSS
 BarnhartC
 FeldmanP

1993
 Roberts2B
 R. KellyCF
 LarkinSS
 MitchellLF
 Sabo3B
 Milligan1B
 R. SandersRF
 OliverC
 RijoP

1998
 StynesLF
 NunnallyRF
 W. Greene3B
 Perez1B
 R. SandersCF
 TaubenseeC
 B. Boone2B
 ReeseSS
 RemlingerP

2003
 LarkinSS
 Boone2B
 GriffeyCF
 KearnsRF
 DunnLF
 Casey1B
 Larson3B
 LaRueC
 HaynesP

2008
 PattersonCF
 KeppingerSS
 GriffeyRF
 Phillips2B
 DunnLF
 Encarnacion3B
 Hatteberg1B
 ValentinC
 HarangP

2013
 ChooCF
 Phillips2B
 Votto1B
 LudwickLF
 BruceRF
 Frazier3B
 CozartSS
 HaniganC
 CuetoP

2018
 WinkerLF
 Suárez3B
 Votto1B
 Votto1B
 Genett2B
 ScheblerRF
 BarnhartC
 PerazaSS
 BaileyP
 HamiltonCF

1994
 Fernandez3B
 LarkinSS
 Morris1B
 MitchellLF
 R. SandersRF
 R. KellyCF
 B. Boone2B
 OliverC
 RijoP

1999
 CameronCF
 LarkinSS
 Casey1B
 VaughnLF
 D. YoungRF
 TaubenseeC
 A. Boone3B
 Reese2B
 TomkoP

2004
 Jimenez2B
 LarkinSS
 Casey1B
 KearnsRF
 DunnLF
 LaRueC
 FreelCF
 Castro3B
 LidleP

2009
 Hairston Jr.LF
 McDonaldCF
 Votto1B
 Phillips2B
 BruceRF
 Encarnacion3B
 HernandezC
 GonzalezSS
 HarangP

2014
 HamiltonCF
 Phillips2B
 Votto1B
 BruceRF
 LudwickLF
 Frazier3B
 CozartSS
 PenaC
 CuetoP

2019
 WinkerLF
 Votto1B
 PuigRF
 Suárez3B
 ScheblerCF
 Peraza2B
 BarnhartC
 IglesiasSS
 CastilloP



2020

Ervin	LF
Votto	1B
Suárez	3B
Castellanos	RF
Moustakas	2B
Davidson	DH
Senzel	CF
Galvis	SS
Casali	C
Castillo	P

*Opening game away at Philadelphia, 4/15/66; The Reds first home game was played against Philadelphia on 4/22/66 (RF T. Harper, 3B P. Rose, CF Pinson, 1B G. Coleman, LF D. Johnson, SS Cardenas, 2B Helms, C J. Edwards, P Nuxhall).

2021 NOTES



LONGEST WINNING/LOSING STREAKS BY SEASON - SINCE 1900

Year	Longest Winning Streak	Longest Losing Streak	Year	Longest Winning Streak	Longest Losing Streak	Year	Longest Winning Streak	Longest Losing Streak
1900	5 games (2x)	7 games	1949	4 games	7 games	2001	7 games	8 games (2x)
1901	4 games	8 games	1950	5 games (3x)	10 games	2002	7 games	8 games
1902	6 games	5 games	1951	7 games	7 games (2x)	2003	5 games	8 games
1903	8 games	6 games	1952	4 games	6 games	2004	7 games	8 games
1904	8 games	4 games (2x)	1953	6 games	8 games	2005	5 games (2x)	8 games
1905	8 games	8 games	1954	5 games (2x)	5 games (2x)		7/27-7/31	4/27-5/6
1906	6 games	6 games	1955	7 games	7 games		8/8-8/13	
1907	7 games	6 games	1956	6 games (2x)	4 games (3x)	2006	8 games	6 games (2x)
1908	6 games	6 games	1957	12 games	10 games		5/31-6/8	7/1-7/6
1909	7 games	6 games	1958	6 games	7 games			8/25-8/30
1910	4 games (2x)	6 games	1959	4 games (2x)	6 games	2007	6 games	7 games
1911	7 games (2x)	5 games	1960	9 games	7 games		8/21-8/26	9/22-9/29
1912	6 games	7 games (2x)	1961	9 games	8 games	2008	6 games	6 games
1913	5 games	7 games	1962	9 games (2x)	5 games		5/12-5/18	8/5-8/10
1914	6 games (3x)	19 games	1963	7 games	4 games (5x)	2009	7 games	8 games
		9/5-9/23	1964	9 games	4 games		8/31-9/6	7/28-8/4
1915	6 games	7 games (2x)	1965	4 games (7x)	6 games	2010	7 games	5 games (2x)
1916	4 games (2x)	8 games	1966	8 games	9 games		8/13-8/20	4/14-4/18
1917	7 games	8 games	1967	5 games (3x)	4 games (6x)			9/5-9/9
1918	8 games (2x)	9 games	1968	7 games	7 games	2011	5 games (2x)	6 games
1919	10 games	4 games	1969	9 games	5 games		3/31-4/6	5/18-5/23
1920	6 games	6 games	1970	8 games	4 games		5/13-5/17	
1921	5 games	6 games	1971	5 games	7 games	2012	10 games	5 games
1922	7 games	8 games	1972	9 games	4 games		7/19-7/29	8/5-8/9
1923	9 games (2x)	6 games (2x)	1973	7 games (2x)	4 games (2x)	2013	6 games	5 games (3x)
1924	6 games	4 games (3x)	1974	7 games	4 games		5/10-5/16	4/9-4/14
1925	9 games (2x)	5 games (2x)	1975	10 games	6 games			7/26-7/30
1926	8 games	5 games (2x)	1976	7 games (2x)	4 games			9/24-9/29
1927	8 games	6 games (2x)	1977	7 games	8 games	2014	5 games (2x)	7 games (2x)
1928	7 games	8 games	1978	7 games	6 games (2x)		6/25-6/29	7/18-7/25
1929	5 games	9 games	1979	8 games	4 games (2x)		7/6-7/9	8/17-8/22
1930	7 games	13 games	1980	8 games	5 games	2015	4 games (2x)	13 games
1931	6 games	7 games (2x)	1981	8 games	4 games		4/6-4/10	9/20-10/2
1932	5 games	10 games	1982	3 games (4x)	9 games		6/7-6/10	
1933	5 games	10 games (2x)	1983	4 games	5 games	2016	5 games (2x)	11 games
1934	5 games	8 games	1984	7 games	8 games		8/16-8/20	5/16-5/27
1935	7 games	7 games	1985	7 games	4 games (3x)		9/9-9/13	
1936	7 games (2x)	9 games	1986	6 games (3x)	9 games	2017	5 games	9 games
1937	4 games (2x)	14 games	1987	6 games	7 games		5/3-5/7	6/9-6/18
		9/21/92-10/3	1988	8 games	6 games (2x)	2018	7 games	8 games
1938	7 games	6 games	1989	4 games (4x)	10 games (2x)		6/17-6/24	4/8-4/15
1939	12 games	4 games	1990	9 games	8 games	2019	6 games	8 games
1940	7 games (2x)	3 games (4x)	1991	5 games	10 games		6/16-6/21	3/31-4/7
1941	8 games	6 games	1992	9 games	7 games	2020	6 games	4 games (2x)
1942	6 games (2x)	6 games	1993	7 games	12 games		9/13-9/18	7/25-7/28
1943	10 games	5 games	1994	6 games	5 games			8/22-8/25
1944	6 games	4 games (4x)	1995	9 games	6 games			
1945	9 games	13 games	1996	7 games (2x)	9 games			
		8/5-8/15	1997	5 games	5 games (3x)			
1946	4 games (2x)	9 games	1998	10 games	11 games			
1947	4 games (2x)	6 games	1999	10 games	3 games (8x)			
1948	5 games	8 games	2000	6 games	6 games			

HIGHEST SCORING GAMES - SINCE 1900

Date	Opponent	Score	Date	Opponent	Score	Date	Opponent	Score
26 Runs			8/3/1969	@Phi.....	19-17	4/29/1968	@Hou.....	17-2
6/4/1911	Bos.....	26-3	7/1/1956	@StL (G1)....	19-15 (10)	10/1/1965	@SF.....	17-2
			7/14/1955	@Pit.....	19-1	6/21/1959	@LAD.....	17-3
24 Runs			8/2/1924	@Bos.....	19-2	8/13/1931	@Bos (G1)....	17-3
5/19/1999	@Col.....	24-12	5/24/1917	@Phi.....	19-9	4/28/1929	Chc.....	17-12
5/13/1902	Phi.....	24-2	8/5/1905	Brk.....	19-6	9/2/1922	@Chc.....	17-5
			8/28/1904	Bos.....	19-6	6/19/1905	NYM.....	17-7
23 Runs			4/27/1900	@Pit.....	19-5	9/19/1903	Phi.....	17-7
4/25/1977	@Atl.....	23-9						
7/6/1949	Chc.....	23-4	18 Runs			16 Runs		
6/8/1940	Brk.....	23-2	4/10/1998	@Col.....	18-7	4/21/2015	@Mil.....	16-10
			8/29/1996	@Col.....	18-6	6/22/2007	@Sea.....	16-1
22 Runs			8/3/1989	Hou.....	18-2	6/18/1994	@Atl.....	16-0
9/4/1999	@Phi.....	22-3	6/13/1975	@Chc.....	18-11	6/22/1993	@Col.....	16-13
8/31/1996	Fla.....	22-8	8/8/1965	LAD.....	18-0	7/19/1979	@StL.....	16-4
6/1/1957	Chc.....	22-2	8/7/1960	@StL (G1)....	18-4	9/3/1965	Phi.....	16-7
			4/29/1959	Chi.....	18-8	5/2/1959	LAD.....	16-4
21 Runs			9/6/1933	Brk (G2)....	18-8	7/29/1955	Pit.....	16-5
9/15/1987	@Atl.....	21-6	9/25/1925	Brk.....	18-7	6/26/1955	Phi (G1)....	16-5
5/9/1937	@Phi.....	21-10	5/12/1911	@Bos.....	18-8	7/16/1950	NYM (G1)....	16-4
6/5/1929	Phi.....	21-4	4/19/1904	Pit.....	18-4	7/6/1934	@StL.....	16-15
8/11/1926	@Phi.....	21-3	9/9/1903	@StL (G1)....	18-5	7/25/1928	@Phi (G1)....	16-5
7/13/1923	@Phi.....	21-7				9/11/1927	Bos (G2)....	16-5
			17 Runs			6/27/1926	Pit.....	16-0
20 Runs			7/13/2019	@Col.....	17-9	4/29/1926	@Pit.....	16-9
8/22/1943	@Phi (G2)....	20-6	8/19/2005	vs Ari.....	17-3	5/2/1901	NYM.....	16-4
6/2/1928	@Bos.....	20-8	8/26/2001	@Mtl.....	17-4			
			8/7/1998	Mil.....	17-0	15 Runs		
19 Runs			8/3/1994	@SF.....	17-4	44 times, Last: 4/27/2018 at Min (W, 15-9)		
8/25/1995	@Pit.....	19-3	9/4/1988	@Chc.....	17-0			
4/28/1994	@Pit.....	19-7	5/6/1979	Hou.....	17-5			
5/1/1989	@Mtl.....	19-6	8/2/1973	@Atl.....	17-2			

MARATHONS - SINCE 1900

Date	Opponent	Score	Date	Opponent	Score	Date	Opponent	Score
21 Innings			5/28/1964	LAD.....	2-2	6/29/1965	@Pit (G1)....	1-2
9/1/1967	SF.....	0-1	9/15/1941	Brk.....	1-5	9/30/1964	Pit.....	0-1
			4/25/1928	StL.....	5-4	5/30/1962	@Mil (G2)....	4-3
19 Innings			8/18/1924	NYM.....	8-7	9/27/1960	@Pit.....	3-4
5/25/2011	@Phi.....	4-5	8/27/1920	NYM (G1)....	4-6	5/1/1957	@Phi.....	8-6
8/8/1972	LAD.....	2-1	9/18/1904	@Chc.....	1-2	5/1/1955	@NYM.....	1-2
9/15/1950	@Phi (G2)....	7-8	5/12/2017	@SF.....	2-3	8/28/1947	@Bos (G1)....	7-8
9/11/1946	@Brk.....	0-0				6/22/1941	Brk (G1)....	1-2
			16 Innings			6/21/1926	Chc.....	6-5
18 Innings			9/4/2013	StL....4-5 (GABP record)		7/8/1924	Phi (G2)....	2-1
5/25/2008	@SD.....	9-12	5/16/2009	@SD.....	5-6	6/13/1916	@Bos.....	0-0
5/10/1979	@Chc.....	8-9	8/29/2006	@LAD.....	5-6	5/31/1916	@Pit.....	5-2
5/21/1967	@Phi.....	1-2	8/8/1992	SF.....	4-3	7/29/1914	@Brk.....	8-5
7/19/1966	@Chc.....	3-2	4/24/1992	@SD.....	7-6	7/19/1913	@Phi.....	2-3
9/7/1951	Chc.....	7-6	5/22/1990	@Chc.....	1-2	5/13/1911	@Phi.....	4-5
8/9/1942	Chc (G1)....	8-10	4/7/1989	SF.....	4-3	6/15/1910	@Phi.....	3-3
7/1/1934	StL (G1)....	6-8	4/8/1988	Hou.....	3-8			
			6/21/1983	@SF.....	6-5	15 Innings		
17 Innings			5/2/1976	Mtl.....	4-8	37 times, Last: 6/28/2016 vs ChC (L, 7-2)		
7/28/1989	@Atl.....	4-2	8/20/1973	@NYM.....	8-3			
7/29/1972	SD.....	3-4	5/5/1968	@LAD.....	3-2	14 Innings		
6/2/1972	@Phi.....	6-3	8/3/1966	@StL.....	3-1	76 times, Last: 7/1/2016 at Wsh (L, 3-2)		

BEST HOMESTANDS - SINCE 1900

Pct.	Record	Dates	Opponents	Pct.	Record	Dates	Opponents
Vs 1 team				Vs 2 teams			
.778	7-2	5/1-5/9, 2017	Pit/SF/NYY	.917	11-1	8/15-8/28, 1926	Phi/Bos/NYG/Bro
1.000	4-0	6x, last 9/24-9/27, 1999	StL	.846	11-2	8/15-8/25, 1918	NYG/Bro/Phi/Bos
1.000	3-0	19x, last 9/4-9/6, 2017	Mil			5/12-5/25, 1939	StL/Bos/Phi/Bro/NYG
1.000	2-0	23x, last 5/6-5/7, 1992	NYM	.833	15-3	5/31-6/20, 1923	Chc/Bos/Phi/NYG/Bro
1.000	1-0	50x, last 5/29, 1990	Phi	.824	14-3	5/2-5/23, 1924	StL/Bro/NYG/Bos/Phi
Vs 3 teams				Vs 4+ teams			
1.000	7-0	4/28-5/5, 1970	Hou/Pit/StL	.818	9-2	4/27-5/8, 1940	Pit/Bro/Phi/NYG/Bos
.889	8-1	8/31-9/7, 1924	StL/Chc/Pit	.813	13-3	5/15-5/23, 1926	Phi/Bos/NYG/Bro/Pit
		8/8-8/17, 1975	Mon/Chc/Pit			9/22-10/3, 1943	NYG/Bos/Phi/Bro
.875	7-1	4x, last 9/15-9/22, 1992	Atl/SD/Hou	.778	7-2	5/16-5/29, 1969	NYM/Phi/Mon/Pit
.857	6-1	3x, last 8/14-8/20, 1995	Col/LA/Hou	.765	13-4	7/27-8/11, 1919	Pit/Bos/NYG/Bro/Phi
.833	5-1	4/10-4/16, 1967	LA/Hou/SF	.750	12-4	6/4-6/21, 1925	Bos/Phi/Bro/NYG
		9/7-9/12, 1978	SD/SF/Hou	.750	9-3	7/24-8/7, 1927	StL/Bos/Bro/NYG/Phi
.800	8-2	5x, last 9/14-9/23, 2020	Pit/CWS/Mil	.739	17-6	9/12-9/28, 1939	Bro/NYG/Bos/Phi/Pit/StL
Vs 2 teams				Vs 3 teams			
1.000	7-0	3x, last 5/10-5/16, 1993	SD/Col	.737	14-5	5/9-5/28, 1922	Bos/Bro/Phi/NYG/Chc
1.000	6-0	9x, last 6/19-6/24, 2018	Det/Chc	.733	11-4	6x, last 8/6-8/22, 1971	Mon/Hou/Chc/StL/Pit
1.000	4-0	5/25-5/28, 1962	Chc/Hou	.727	8-3	8/28-9/7, 1975	StL/SD/LA/SF
.875	7-1	8/4-8/11, 1969	NYM/Phi	Vs 3 teams			
.857	6-1	9x, last 5/21-5/27, 2012	Atl/Col	1.000	7-0	4/28-5/5, 1970	Hou/Pit/StL
.833	5-1	16x, last 4/4-4/10, 2016	Phi/Pit	.889	8-1	8/31-9/7, 1924	StL/Chc/Pit
.800	4-1	14x, last 4/9-4/14, 2019*	Mia/StL			8/8-8/17, 1975	Mon/Chc/Pit
.778	7-2	9/22-9/28, 1969	LA/Hou	.875	7-1	4x, last 9/15-9/22, 1992	Atl/SD/Hou
.750	6-2	7x, last 6/29-7/5, 1993	Hou/Pit	.857	6-1	3x, last 8/14-8/20, 1995	Col/LA/Hou
Vs 2 teams				Vs 3 teams			
1.000	7-0	3x, last 5/10-5/16, 1993	SD/Col	.833	5-1	4/10-4/16, 1967	LA/Hou/SF
1.000	6-0	9x, last 6/19-6/24, 2018	Det/Chc			9/7-9/12, 1978	SD/SF/Hou
1.000	4-0	5/25-5/28, 1962	Chc/Hou	.800	8-2	5x, last 9/14-9/23, 2020	Pit/CWS/Mil
.875	7-1	8/4-8/11, 1969	NYM/Phi	Vs 4+ teams			
.857	6-1	9x, last 5/21-5/27, 2012	Atl/Col	.800	8-2	8/31-9/9, 1973	SD/Hou/Atl
.833	5-1	16x, last 4/4-4/10, 2016	Phi/Pit	.778	7-2	4x, last 5/14-5/22, 2013	Mia/Phi/NYM
.800	4-1	14x, last 4/9-4/14, 2019*	Mia/StL	.750	6-2	6x, last 5/9-5/17, 1995	Fla/Atl/Mtl
.778	7-2	9/22-9/28, 1969	LA/Hou	.727	8-3	3x, last 7/3-7/13, 1986	Phi/NYM/Mtl
.750	6-2	7x, last 6/29-7/5, 1993	Hou/Pit	.714	5-2	4x, last 6/26-7/2, 1972	LA/SF/SD
Vs 3 teams				Vs 4+ teams			
1.000	7-0	4/28-5/5, 1970	Hou/Pit/StL	.700	7-3	4x, last 4/13-4/23, 2009	Mil/Hou/Chc
.889	8-1	8/31-9/7, 1924	StL/Chc/Pit	1.000	12-0	4/30-5/12, 1957	Phi/NYG/Pit/Bro/Chc
		8/8-8/17, 1975	Mon/Chc/Pit	.917	11-1	5/29-6/11, 1972	Hou/Phi/NYM/Mtl
.875	7-1	4x, last 9/15-9/22, 1992	Atl/SD/Hou	.846	11-2	9/14-9/27, 1981	Hou/SF/LA/SD/Atl
.857	6-1	3x, last 8/14-8/20, 1995	Col/LA/Hou	.818	9-2	9/14-9/25, 1977	LA/SF/SD/Atl
.833	5-1	4/10-4/16, 1967	LA/Hou/SF	.813	13-3	8/15-8/29, 1923	NYG/Phi/Bro/Bos
		9/7-9/12, 1978	SD/SF/Hou	.800	8-2	4/9-4/18, 1973	Atl/LA/SF/SD
.800	8-2	5x, last 9/14-9/23, 2020	Pit/CWS/Mil	.789	15-4	8/13-8/30, 1919	NYG/Bro/Bos/Phi/Pit
Vs 2 teams				Vs 3 teams			
1.000	7-0	3x, last 5/10-5/16, 1993	SD/Col	.778	7-2	6/1-6/9, 1951	Bro/Bos/NYG/Phi
1.000	6-0	9x, last 6/19-6/24, 2018	Det/Chc	.762	16-5	7/2-7/21, 1923	Chc/NYG/Phi/Bos/Bro
1.000	4-0	5/25-5/28, 1962	Chc/Hou	.750	9-3	8/18-8/27, 1941	Phi/Bos/NYG/Bro
.875	7-1	8/4-8/11, 1969	NYM/Phi	.727	16-6	7/2-7/24, 1917	Chc/Bos/NYG/Phi/Bro
.857	6-1	9x, last 5/21-5/27, 2012	Atl/Col	.727	8-3	6/16-6/27, 1936	NYG/Bos/Bro/Phi
.833	5-1	16x, last 4/4-4/10, 2016	Phi/Pit	.714	15-6	9/7-9/26, 1940	Chc/Bos/NYG/Bro/Phi/Pit/StL
.800	4-1	14x, last 4/9-4/14, 2019*	Mia/StL			8/5-8/24, 1943	Chc/Bro/NYG/Bos/Phi
.778	7-2	9/22-9/28, 1969	LA/Hou	.714	10-4	3x, last 8/28-9/10, 1980	Pit/StL/Chc/Atl
.750	6-2	7x, last 6/29-7/5, 1993	Hou/Pit	.700	7-3	8/1-8/11, 1974	SF/SD/LA/NYM
.750	3-1	4/18-4/21, 1958	Pit/Phi			9/19-9/28, 1980	LA/SF/SD/Hou
.714	5-2	12x, last 5/10-5/16, 2018	LA/SF	Vs 4+ teams			
1.000	7-0	4/28-5/5, 1970	Hou/Pit/StL	1.000	12-0	4/30-5/12, 1957	Phi/NYG/Pit/Bro/Chc
.889	8-1	8/31-9/7, 1924	StL/Chc/Pit	.917	11-1	5/29-6/11, 1972	Hou/Phi/NYM/Mtl
		8/8-8/17, 1975	Mon/Chc/Pit	.846	11-2	9/14-9/27, 1981	Hou/SF/LA/SD/Atl
.875	7-1	4x, last 9/15-9/22, 1992	Atl/SD/Hou	.818	9-2	9/14-9/25, 1977	LA/SF/SD/Atl
.857	6-1	3x, last 8/14-8/20, 1995	Col/LA/Hou	.813	13-3	8/15-8/29, 1923	NYG/Phi/Bro/Bos
.833	5-1	4/10-4/16, 1967	LA/Hou/SF	.800	8-2	4/9-4/18, 1973	Atl/LA/SF/SD
		9/7-9/12, 1978	SD/SF/Hou	.789	15-4	8/13-8/30, 1919	NYG/Bro/Bos/Phi/Pit
.800	8-2	5x, last 9/14-9/23, 2020	Pit/CWS/Mil	.778	7-2	6/1-6/9, 1951	Bro/Bos/NYG/Phi
Vs 3 teams				Vs 4+ teams			
1.000	7-0	4/28-5/5, 1970	Hou/Pit/StL	.762	16-5	7/2-7/21, 1923	Chc/NYG/Phi/Bos/Bro
.889	8-1	8/31-9/7, 1924	StL/Chc/Pit	.750	9-3	8/18-8/27, 1941	Phi/Bos/NYG/Bro
		8/8-8/17, 1975	Mon/Chc/Pit	.727	16-6	7/2-7/24, 1917	Chc/Bos/NYG/Phi/Bro
.875	7-1	4x, last 9/15-9/22, 1992	Atl/SD/Hou	.727	8-3	6/16-6/27, 1936	NYG/Bos/Bro/Phi
.857	6-1	3x, last 8/14-8/20, 1995	Col/LA/Hou	.714	15-6	9/7-9/26, 1940	Chc/Bos/NYG/Bro/Phi/Pit/StL
.833	5-1	4/10-4/16, 1967	LA/Hou/SF			8/5-8/24, 1943	Chc/Bro/NYG/Bos/Phi
		9/7-9/12, 1978	SD/SF/Hou	.714	10-4	3x, last 8/28-9/10, 1980	Pit/StL/Chc/Atl
.800	8-2	5x, last 9/14-9/23, 2020	Pit/CWS/Mil	.700	7-3	8/1-8/11, 1974	SF/SD/LA/NYM
Vs 2 teams				Vs 3 teams			
1.000	7-0	3x, last 5/10-5/16, 1993	SD/Col	.875	7-1	5/9-5/18, 1966	Atl/Chc/NYM
1.000	6-0	9x, last 6/19-6/24, 2018	Det/Chc	.857	6-1	5/25-6/1, 1995	Chc/StL/Pit
1.000	4-0	5/25-5/28, 1962	Chc/Hou	.857	5-1	5/4-5/10, 1984	Phi/NYM/Mon
.875	7-1	8/4-8/11, 1969	NYM/Phi	.818	9-2	7/9-7/17, 1974	Chc/Pit/StL
.857	6-1	9x, last 5/21-5/27, 2012	Atl/Col	Vs 4+ teams			
.833	5-1	16x, last 4/4-4/10, 2016	Phi/Pit	1.000	12-0	4/30-5/12, 1957	Phi/NYG/Pit/Bro/Chc
.800	4-1	14x, last 4/9-4/14, 2019*	Mia/StL	.917	11-1	5/29-6/11, 1972	Hou/Phi/NYM/Mtl
.778	7-2	9/22-9/28, 1969	LA/Hou	.846	11-2	9/14-9/27, 1981	Hou/SF/LA/SD/Atl
.750	6-2	7x, last 6/29-7/5, 1993	Hou/Pit	.818	9-2	9/14-9/25, 1977	LA/SF/SD/Atl
Vs 3 teams				Vs 4+ teams			
1.000	7-0	4/28-5/5, 1970	Hou/Pit/StL	.813	13-3	8/15-8/29, 1923	NYG/Phi/Bro/Bos
.889	8-1	8/31-9/7, 1924	StL/Chc/Pit	.800	8-2	4/9-4/18, 1973	Atl/LA/SF/SD
		8/8-8/17, 1975	Mon/Chc/Pit	.789	15-4	8/13-8/30, 1919	NYG/Bro/Bos/Phi/Pit
.875	7-1	4x, last 9/15-9/22, 1992	Atl/SD/Hou	.778	7-2	6/1-6/9, 1951	Bro/Bos/NYG/Phi
.857	6-1	3x, last 8/14-8/20, 1995	Col/LA/Hou	.762	16-5	7/2-7/21, 1923	Chc/NYG/Phi/Bos/Bro
.833	5-1	4/10-4/16, 1967	LA/Hou/SF	.750	9-3	8/18-8/27, 1941	Phi/Bos/NYG/Bro
		9/7-9/12, 1978	SD/SF/Hou	.727	16-6	7/2-7/24, 1917	Chc/Bos/NYG/Phi/Bro
.800	8-2	5x, last 9/14-9/23, 2020	Pit/CWS/Mil	.727	8-3	6/16-6/27, 1936	NYG/Bos/Bro/Phi
Vs 2 teams				Vs 3 teams			
1.000	7-0	3x, last 5/10-5/16, 1993	SD/Col	.714	15-6	9/7-9/26, 1940	Chc/Bos/NYG/Bro/Phi/Pit/StL
1.000	6-0	9x, last 6/19-6/24, 2018	Det/Chc			8/5-8/24, 1943	Chc/Bro/NYG/Bos/Phi
1.000	4-0	5/25-5/28, 1962	Chc/Hou	.714	10-4	3x, last 8/28-9/10, 1980	Pit/StL/Chc/Atl
.875	7-1	8/4-8/11, 1969	NYM/Phi	.700	7-3	8/1-8/11, 1974	SF/SD/LA/NYM
.857	6-1	9x, last 5/21-5/27, 2012	Atl/Col			9/19-9/28, 1980	LA/SF/SD/Hou
.833	5-1	16x, last 4/4-4/10, 2016	Phi/Pit	Vs 4+ teams			
.800	4-1	14x, last 4/9-4/14, 2019*	Mia/StL	1.000	12-0	4/30-5/12, 1957	Phi/NYG/Pit/Bro/Chc
.778	7-2	9/22-9/28, 1969	LA/Hou	.917	11-1	5/29-6/11, 1972	Hou/Phi/NYM/Mtl
.750	6-2	7x, last 6/29-7/5, 1993	Hou/Pit	.846	11-2	9/14-9/27, 1981	Hou/SF/LA/SD/Atl
Vs 3 teams				Vs 4+ teams			
1.000	7-0	4/28-5/5, 1970	Hou/Pit/StL	.818	9-2	9/14-9/25, 1977	LA/SF/SD/Atl
.889	8-1	8/31-9/7, 1924	StL/Chc/Pit	.813	13-3	8/15-8/29, 1923	NYG/Phi/Bro/Bos
		8/8-8/17, 1975	Mon/Chc/Pit	.800	8-2	4/9-4/18, 1973	Atl/LA/SF/SD
.875	7-1	4x, last 9/15-9/22, 1992	Atl/SD/Hou	.789	15-4	8/13-8/30, 1919	NYG/Bro/Bos/Phi/Pit
.857	6-1	3x, last 8/14-8/20, 1995	Col/LA/Hou	.778	7-2	6/1-6/9, 1951	Bro/Bos/NYG/Phi
.833	5-1	4/10-4/16, 1967	LA/Hou/SF	.762	16-5	7/2-7/21, 1923	Chc/NYG/Phi/Bos/Bro
		9/7-9/12, 1978	SD/SF/Hou	.750	9-3	8/18-8/27, 1941	Phi/Bos/NYG/Bro
.800	8-2	5x, last 9/14-9/23, 2020	Pit/CWS/Mil	.727	16-6	7/2-7/24, 1917	Chc/Bos/NYG/Phi/Bro
Vs 2 teams				Vs 3 teams			
1.000	7-0	3x, last 5/10-5/16, 1993	SD/Col	.727	8-3	6/16-6/27, 1936	NYG/Bos/Bro/Phi
1.000	6-0	9x, last 6/19-6/24, 2018	Det/Chc	.714	15-6	9/7-9/26, 1940	Chc/Bos/NYG/Bro/Phi/Pit/StL
1.000	4-0	5/25-5/28, 1962	Chc/Hou			8/5-8/24, 1943	Chc/Bro/NYG/Bos/Phi
.875	7-1	8/4-8/11, 1969	NYM/Phi	.714	10-4	3x, last 8/28-9/10, 1980	Pit/StL/Chc/Atl
.857	6-1	9x, last 5/21-5/27, 2012	Atl/Col	.700	7-3	8/1-8/11, 1974	SF/SD/LA/NYM
.833	5-1	16x, last 4/4-4/10, 2016	Phi/Pit			9/19-9/28, 1980	LA/SF/SD/Hou
.800	4-1	14x, last 4/9-4/14, 2019*	Mia/StL				

HOME RUNS, YEAR-BY-YEAR

Year	H	R	T	Year	H	R	T	Year	H	R	T	Year	H	R	T
1900	12	21	33	1931	6	15	21	1962	95	72	167	1993	69	68	137
1901	23	15	38	1932	11	36	47	1963	65	57	79	1994	59	65	124
1902	11	7	18	1933	5	29	34	1964	62	68	130	1995	76	85	161
1903	12	16	28	1934	17	38	55	1965	108	75	183	1996	89	102	191
1904	12	9	21	1935	18	55	73	1966	91	58	149	1997	73	69	142
1905	12	15	27	1936	24	58	82	1967	57	52	109	1998	66	72	138
1906	19	6	16	1937	13	60	73	1968	55	51	106	1999	97	112	209
1907	3	12	15	1938	50	60	110	1969	97	74	171	2000	98	102	200
1908	8	6	14	1939	48	50	98	1970	100	91	191	2001	83	93	176
1909	5	17	22	1940	47	42	89	1971	71	67	138	2002	85	84	169
1910	6	17	23	1941	27	37	64	1972	58	66	124	2003	97	85	182
1911	5	16	21	1942	30	36	66	1973	47	90	137	2004	92	102	194
1912	7	14	21	1943	17	26	43	1974	74	61	135	2005	126	96	222
1913	15	12	27	1944	14	37	51	1975	70	54	124	2006	124	93	217
1914	4	12	16	1945	25	31	56	1976	73	68	141	2007	117	87	205
1915	6	9	15	1946	37	28	65	1977	83	98	181	2008	103	84	187
1916	4	10	14	1947	48	47	95	1978	74	62	136	2009	94	64	158
1917	10	16	26	1948	68	36	104	1979	71	61	132	2010	102	86	188
1918	9	6	15	1949	50	36	86	1980	66	47	113	2011	105	78	183
1919	10	10	20	1950	52	47	99	1981	26	38	64	2012	103	69	172
1920	5	13	18	1951	44	44	88	1982	37	45	82	2013	82	73	155
1921	5	15	20	1952	43	61	104	1983	52	55	107	2014	77	54	131
1922	8	37	45	1953	89	77	166	1984	58	48	106	2015	88	79	167
1923	6	39	45	1954	94	53	147	1985	49	65	114	2016	88	76	164
1924	3	33	36	1955	102	79	181	1986	84	60	144	2017	117	102	219
1925	10	34	44	1956	128	93	221	1987	94	98	192	2018	98	74	172
1926	8	27	35	1957	118	69	187	1988	75	47	122	2019	*118	109	227
1927	3	26	29	1958	71	52	123	1989	59	69	128	2020	55	35	90
1928	3	29	32	1959	101	60	161	1990	70	55	125	Club records in bold red			
1929	7	27	34	1960	75	65	140	1991	104	60	164	* Hit 4 HR in Monterrey, Mexico as home games for Cin vs STL			
1930	20	54	74	1961	70	88	158	1992	60	39	99				

HOME RUNS ALLOWED, YEAR-BY-YEAR

Year	H	R	T	Year	H	R	T	Year	H	R	T	Year	H	R	T
1900	9	19	28	1931	4	47	51	1962	68	81	149	1993	81	77	158
1901	33	18	51	1932	11	58	69	1963	46	71	117	1994	65	52	117
1902	8	7	15	1933	10	37	47	1964	59	53	112	1995	58	73	131
1903	7	7	14	1934	24	37	61	1965	69	67	136	1996	86	81	167
1904	6	7	13	1935	18	47	65	1966	93	60	153	1997	91	82	173
1905	2	20	22	1936	21	30	51	1967	66	35	101	1998	83	87	170
1906	10	4	14	1937	14	24	38	1968	66	48	114	1999	116	74	190
1907	5	11	16	1938	31	44	75	1969	74	75	149	2000	108	82	190
1908	7	12	19	1939	39	42	81	1970	58	60	118	2001	107	91	198
1909	2	3	5	1940	36	37	73	1971	51	61	112	2002	112	61	173
1910	8	19	27	1941	27	34	61	1972	59	70	129	2003	118	91	209
1911	6	30	36	1942	23	24	47	1973	67	68	135	2004	128	108	236
1912	2	26	28	1943	15	23	38	1974	62	64	126	2005	120	99	219
1913	13	27	40	1944	23	37	60	1975	52	60	112	2006	117	96	213
1914	5	25	30	1945	23	47	70	1976	46	54	100	2007	114	84	198
1915	7	21	28	1946	39	31	70	1977	83	73	156	2008	111	90	201
1916	10	25	35	1947	47	55	102	1978	61	61	122	2009	93	95	188
1917	3	17	20	1948	52	52	104	1979	53	50	103	2010	82	76	158
1918	5	14	19	1949	54	70	124	1980	70	43	113	2011	104	81	185
1919	5	16	21	1950	81	64	145	1981	41	26	67	2012	96	56	152
1920	1	25	26	1951	46	73	119	1982	47	58	105	2013	102	68	170
1921	2	35	37	1952	43	68	101	1983	64	71	135	2014	88	75	163
1922	13	36	49	1953	96	83	179	1984	73	55	128	2015	95	82	177
1923	4	24	28	1954	105	64	169	1985	65	66	131	2016	140	118	258
1924	3	27	30	1955	91	70	161	1986	73	63	136	2017	127	121	248
1925	5	30	35	1956	75	66	141	1987	97	73	170	2018	135	93	228
1926	8	32	40	1957	101	78	179	1988	71	50	121	2019	*116	98	214
1927	11	25	36	1958	86	62	148	1989	71	54	12	2020	50	17	67
1928	17	41	58	1959	84	78	162	1990	73	51	124	Club records in bold red			
1929	18	43	61	1960	68	66	134	1991	77	50	127	* Allowed 5 HR in Monterrey, Mexico as home games for Cin vs STL			
1930	21	54	75	1961	75	72	147	1992	60	49	109				

YEAR-BY-YEAR TEAM BATTING STATISTICS - SINCE 1900

Year	AVG.	R	H	2B	3B	HR	RBI	SB	Year	AVG.	R	H	2B	3B	HR	RBI	SB
1900	.266	703	1335	178	83	33	183	-	1964	.249	660	1383	220	38	130	605	90
1901	.251	561	1232	173	70	38	476	137	1965	#.273	#825	#1544	#268	#61	183	#776	82
1902	.282	633	1383	188	77	18	297	131	1966	.260	692	1434	232	33	149	651	70
1903	#.288	765	1399	#228	92	28	652	144	1967	.248	604	1366	251	54	109	560	92
1904	.255	695	1332	189	92	21	561	179	1968	#.273	#690	#1573	#281	36	106	#638	59
1905	.269	735	#1401	160	#101	27	611	181	1969	#.277	#798	#1558	224	42	#171	#750	79
1906	.238	533	1198	140	71	16	454	170	1970	#.270	775	1498	253	45	#191	726	115
1907	.247	526	1226	126	#90	15	443	158	1971	.241	586	1306	203	28	138	542	59
1908	.227	489	1108	129	77	14	398	196	1972	.251	707	1317	214	44	124	650	#140
1909	.250	606	1273	159	72	22	507	#280	1973	.254	741	1398	232	34	137	686	#148
1910	.259	620	1326	150	79	23	526	#310	1974	.260	776	1437	#271	35	135	714	146
1911	.261	682	1379	180	105	21	595	289	1975	.271	#840	1515	278	37	124	#779	#168
1912	.256	656	1310	183	89	21	565	248	1976	#.280	#857	#1599	#271	#63	#141	#802	#210
1913	.261	607	1339	170	#96	27	541	226	1977	.274	802	1513	269	42	181	750	170
1914	.236	530	1178	142	64	16	432	224	1978	.256	710	1378	#270	32	136	669	137
1915	.253	516	#1323	194	84	15	425	156	1979	.264	731	1445	266	31	132	686	99
1916	.254	505	1336	187	88	14	422	157	1980	.262	707	1445	256	45	113	668	156
1917	#.264	601	#1385	196	#100	26	513	153	1981	.267	464	972	#190	24	64	429	58
1918	#.278	530	#1185	#165	#84	15	447	128	1982	.251	545	1375	228	34	82	496	131
1919	.263	577	1204	135	#83	20	489	143	1983	.239	623	1274	236	35	107	577	154
1920	.277	639	1432	169	76	18	546	158	1984	.244	627	1342	238	30	106	578	160
1921	.278	618	1421	221	94	20	560	117	1985	.255	677	1385	249	34	114	634	159
1922	.296	766	1561	226	99	45	686	130	1986	.254	732	1404	237	35	144	670	177
1923	.285	708	1506	237	95	45	645	96	1987	.266	783	1478	262	29	192	747	169
1924	.290	649	1539	236	111	36	586	103	1988	.246	641	1334	246	25	122	588	207
1925	.285	690	1490	221	90	44	624	108	1989	.247	632	1362	243	28	128	588	128
1926	#.290	747	#1541	242	#120	35	692	51	1990	#.265	693	1466	284	40	125	644	166
1927	.278	643	1439	222	77	29	575	62	1991	.258	689	1419	250	27	#164	654	124
1928	.280	648	1449	229	67	32	588	83	1992	.260	660	1418	#281	44	99	606	125
1929	.281	686	1478	258	79	34	618	#134	1993	.264	722	1457	261	28	137	669	142
1930	.281	665	1475	265	67	74	625	48	1994	#.286	#609	#1142	211	36	124	569	119
1931	.269	592	1439	241	70	21	562	24	1995	.270	747	1326	#277	35	161	694	#190
1932	.263	575	1429	265	68	47	546	35	1996	.256	778	1398	259	36	191	733	171
1933	.246	496	1267	208	37	34	455	30	1997	.253	651	1386	269	27	142	612	#190
1934	.266	590	1428	227	65	55	560	34	1998	.262	750	1441	298	28	138	723	95
1935	.265	646	1403	244	68	73	605	#72	1999	.272	865	1536	312	37	209	820	164
1936	.274	722	1476	224	73	82	674	68	2000	.274	825	1545	302	36	200	794	100
1937	.254	612	1329	215	59	73	567	53	2001	.262	735	1464	304	22	176	690	103
1938	.277	723	1495	251	57	110	679	19	2002	.253	709	1386	297	21	169	678	116
1939	.278	767	1493	269	60	98	714	46	2003	.245	694	1349	239	21	182	669	80
1940	.266	707	1427	264	38	89	649	72	2004	.250	750	1380	287	28	194	713	77
1941	.247	616	1288	213	33	64	567	#68	2005	.261	#820	1453	#335	15	#222	#784	72
1942	.231	527	1216	198	39	66	488	42	2006	.257	749	1419	291	12	217	718	124
1943	.256	608	1362	229	47	43	558	49	2007	.267	783	1496	293	23	204	747	97
1944	.254	573	1340	229	31	51	528	51	2008	.247	704	1351	269	24	187	677	85
1945	.249	536	1317	221	26	56	498	71	2009	.247	673	1349	280	25	158	637	96
1946	.239	523	1262	206	33	65	481	82	2010	#.272	#790	#1515	293	30	#188	#761	93
1947	.259	681	1372	242	43	95	637	46	2011	.256	735	1438	264	19	183	697	97
1948	.247	588	1266	221	37	104	548	42	2012	.251	669	1377	296	30	172	636	87
1949	.260	627	1423	264	35	86	588	31	2013	.249	698	1370	274	20	155	664	67
1950	.260	654	1366	#257	27	99	617	37	2014	.238	595	1282	254	20	131	562	122
1951	.248	559	1309	215	33	88	528	44	2015	.248	640	1382	257	27	167	613	#134
1952	.249	615	1303	212	45	104	562	32	2016	.256	716	1403	277	33	164	678	139
1953	.261	714	1396	190	34	166	669	25	2017	.253	753	1390	249	38	219	715	120
1954	.262	729	1369	221	46	147	685	47	2018	.254	696	1404	251	25	172	665	77
1955	.270	761	#1424	216	28	181	726	51	2019	.244	701	1328	235	27	227	679	80
1956	.266	#775	1406	201	32	#221	#734	45	2020*	.212	243	390	76	3	90	237	29
1957	.269	747	1452	#251	33	187	713	51	# Red indicates led league								
1958	.258	695	1359	242	40	123	649	61	* 60-game season in 2020 due to COVID-19 pandemic								
1959	#.274	#764	#1448	#258	34	161	#721	65									
1960	.250	640	1324	230	40	140	604	73									
1961	.270	710	1414	#247	35	158	675	70									
1962	.270	802	1523	#252	40	167	745	66									
1963	.246	648	1333	225	44	122	608	92									

YEARLY INDIVIDUAL BATTING LEADERS - SINCE 1900

Games Played

1900	Beckley.....	141	1931	Cuccinello.....	154	1961	Pinson.....	154	1991	Sabo.....	153
1901	Beckley.....	140	1932	Herman.....	148	1962	Robinson.....	162	1992	O'Neill.....	148
1902	Crawford.....	140	1933	Morrissey.....	148	1963	Pinson.....*	162	1993	Sabo.....	148
1903	Seymour.....	135	1934	Koenig.....	151	1964	Cardenas.....*	163	1994	Morris.....	112
1904	Corcoran.....	150	1935	Kampris, Goodman.....	148	1965	Rose.....	162	1995	Boone.....	138
1905	Corcoran.....	151	1936	Cuyler.....	144	1966	Cardenas.....	160	1996	Larkin.....	152
1906	Huggins.....	146	1937	Goodman.....	147	1967	Pinson.....	158	1997	Greene.....	151
1907	Huggins.....*	156	1938	Craft, McCormick.....	151	1968	Perez.....	160	1998	BBoone.....	157
1908	Lober.....	155	1939	FMcCormick.....	156	1969	Perez.....	160	1999	Larkin.....	161
1909	Mitchell.....	145	1940	FMcCormick.....	155	1970	Rose.....	159	2000	Young.....	152
1910	Mitchell.....*	156	1941	FMcCormick.....	154	1971	Rose.....	160	2001	Casey.....	145
1911	Hoblitzell.....*	158	1942	Haas.....	154	1972	Rose.....*	154	2002	ABoone.....*	162
1912	Egan.....	149	1943	Miller.....	154	1973	Rose.....	160	2003	Casey.....	147
1913	Beschner.....	141	1944	Three Tied.....	155	1974	Rose.....*	163	2004	Dunn.....	161
1914	Niehoff.....	142	1945	FMcCormick.....	152	1975	Rose.....*	162	2005	Dunn.....	160
1915	Groh, Griffith.....*	160	1946	Haas.....	140	1976	Rose.....	162	2006	Dunn.....	160
1916	Griffith.....	155	1947	Baumholtz, Miller.....	151	1977	Rose.....*	162	2007	Phillips.....	158
1917	Groh.....*	156	1948	Stallcup.....	149	1978	Rose.....	159	2008	Votto.....	151
1918	Groh.....	126	1949	Stallcup.....	141	1979	Knight, Driessen.....	150	2009	Phillips.....	153
1919	Daubert.....*	140	1950	Stallcup.....	136	1980	Knight.....	162	2010	Phillips.....	155
1920	Duncan.....	154	1951	Kluszewski.....	154	1981	Foster.....	108	2011	Votto.....	161
1921	Bohne.....	153	1952	Adams, McMillan.....*	154	1982	Oester.....	151	2012	Bruce.....	155
1922	Burns, Daubert, Pinelli.....*	156	1953	McMillan.....	155	1983	Oester.....	157	2013	Votto.....*	162
1923	Burns.....*	154	1954	McMillan.....*	154	1984	Parker.....	156	2014	Frazier.....	157
1924	Pinelli.....	144	1955	Post, Bell.....*	154	1985	Parker.....	160	2015	Votto.....	158
1925	Walker.....	145	1956	Temple.....	154	1986	Parker.....*	162	2016	Suárez.....	159
1926	Three Tied.....	155	1957	McMillan.....	151	1987	Parker.....	153	2017	Votto.....*	162
1927	Walker.....	146	1958	Robinson.....	148	1988	Larkin.....	151	2018	Peraza.....	157
1928	Critz.....	153	1959	Pinson.....	154	1989	Benzing.....	161	2019	Suárez.....	159
1929	Ford, Swanson.....	148	1960	Pinson.....	154	1990	Larkin.....	158	2020	Castellanos.....	60
1930	Heilmann.....	142									

* Led League

Batting Average

1900	Beckley.....	.341	1931	Cucinillo, Hendrick.....	.315	1961	Pinson.....	.343	1991	Morris.....	.318
1901	Crawford.....	.330	1932	Herman.....	.326	1962	Robinson.....	.342	1992	Roberts.....	.323
1902	Crawford.....	.333	1933	Hafey.....	.303	1963	Pinson.....	.313	1993	Sanders.....	.274
1903	Donlin.....	.351	1934	Hafey.....	.293	1964	Robinson.....	.306	1994	Morris.....	.335
1904	Seymour.....	.313	1935	Riggs.....	.278	1965	Rose.....	.312	1995	Larkin.....	.319
1905	Seymour.....*	.377	1936	Cuyler.....	.326	1966	Rose.....	.313	1996	Morris.....	.313
1906	Huggins.....	.292	1937	Goodman.....	.273	1967	Rose.....	.301	1997	DSanders.....	.273
1907	Mitchell.....	.292	1938	Lombardi.....*	.342	1968	Rose.....*	.335	1998	Young.....	.310
1908	Lober.....	.293	1939	FMcCormick.....	.332	1969	Rose.....*	.348	1999	Casey.....	.332
1909	Mitchell.....	.310	1940	FMcCormick.....	.309	1970	Perez.....	.317	2000	Casey.....	.315
1910	Baskert.....	.300	1941	FMcCormick.....	.269	1971	Rose.....	.304	2001	Casey.....	.310
1911	Bates.....	.292	1942	FMcCormick.....	.277	1972	Rose.....	.307	2002	Walker.....	.299
1912	Hoblitzel.....	.294	1943	FMcCormick.....	.303	1973	Rose.....*	.338	2003	Casey.....	.291
1913	Hoblitzel.....	.285	1944	FMcCormick.....	.305	1974	Morgan.....	.293	2004	Casey.....	.324
1914	Groh.....	.288	1945	Libke.....	.283	1975	Morgan.....	.327	2005	Casey.....	.312
1915	TGriffith.....	.307	1946	Hatton.....	.271	1976	Griffey.....	.336	2006	Hatteberg.....	.289
1916	Chase.....*	.339	1947	Galan.....	.314	1977	Foster.....	.320	2007	Encarnacion.....	.289
1917	Roush.....*	.341	1948	Wyrostek.....	.273	1978	Rose.....	.302	2008	Votto.....	.297
1918	Roush.....	.333	1949	Kluszewski.....	.309	1979	Knight.....	.318	2009	Votto.....	.322
1919	Roush.....*	.321	1950	Kluszewski.....	.307	1980	Collins.....	.303	2010	Votto.....	.324
1920	Roush.....	.339	1951	Wyrostek.....	.311	1981	Griffey.....	.311	2011	Votto.....	.309
1921	Duncan.....	.308	1952	Kluszewski.....	.320	1982	Cedeno.....	.289	2012	Phillips.....	.281
1922	Harper.....	.340	1953	Kluszewski.....	.316	1983	Oester.....	.264	2013	Votto.....	.305
1923	Roush.....	.351	1954	Kluszewski.....	.326	1984	Parker.....	.285	2014	Frazier.....	.273
1924	Roush.....	.348	1955	Kluszewski.....	.314	1985	Parker.....	.312	2015	Votto.....	.314
1925	Roush.....	.339	1956	Kluszewski.....	.302	1986	Bell.....	.278	2016	Votto.....	.326
1926	Hargrave.....	.353	1957	Robinson.....	.322	1987	Davis.....	.293	2017	Votto.....	.320
1927	Dressen, Walker.....	.292	1958	Temple.....	.306	1988	Larkin.....	.296	2018	Gennett.....	.310
1928	Allen.....	.305	1959	Pinson.....	.316	1989	Davis.....	.281	2019	Iglesias.....	.288
1929	Walker.....	.313	1960	Robinson.....	.297	1990	Larkin.....	.301	2020	Winker.....	.255
1930	Heilmann.....	.333									

* Led League

Runs Scored

1900 Barrett.....	114	1931 Hendrick.....	74	1961 Robinson.....	117	1991 Sabo.....	91
1901 Crawford.....	91	1932 Herman.....	87	1962 Robison.....	*134	1992 Roberts.....	92
1902 Crawford.....	92	1933 Hafey.....	77	1963 Rose.....	101	1993 RSanders.....	90
1903 Donlin.....	110	1934 Hafey.....	75	1964 Robinson.....	103	1994 Larkin.....	78
1904 Huggins.....	96	1935 Goodman.....	86	1965 Harper.....	*126	1995 Larkin.....	98
1905 Huggins.....	117	1936 Cuyler.....	96	1966 Rose.....	97	1996 Larkin.....	117
1906 Huggins.....	81	1937 Goodman.....	86	1967 Pinson.....	90	1997 Greene.....	62
1907 Huggins, Mitchell.....	64	1938 Goodman.....	103	1968 Rose.....	94	1998 Larkin.....	93
1908 Lobert.....	71	1939 Werber.....	*115	1969 Rose.....	*120	1999 Larkin.....	108
1909 Mitchell.....	83	1940 Werber.....	105	1970 Rose.....	120	2000 Griffey Jr.....	100
1910 Beschner.....	95	1941 Frey.....	78	1971 Rose.....	86	2001 Casey.....	69
1911 Beschner.....	106	1942 Frey.....	66	1972 Morgan.....	*122	2002 Dunn.....	84
1912 Beschner.....	*120	1943 Tipton.....	82	1973 Morgan.....	116	2003 Casey.....	71
1913 Beschner.....	86	1944 FMcCormick.....	85	1974 Rose.....	*110	2004 Dunn.....	105
1914 Groh.....	59	1945 Clay.....	81	1975 Rose.....	*112	2005 Dunn.....	107
1915 Killefer.....	75	1946 Haas.....	57	1976 Rose.....	*130	2006 Dunn.....	99
1916 Groh.....	85	1947 Baumholtz.....	96	1977 Foster.....	*124	2007 Phillips.....	107
1917 Groh.....	91	1948 Sauer.....	78	1978 Rose.....	103	2008 Phillips.....	80
1918 Groh.....	*86	1949 Hatton.....	71	1979 Concepcion.....	91	2009 Votto.....	82
1919 Groh, Daubert.....	79	1950 Kluszewski.....	76	1980 Collins.....	94	2010 Votto.....	106
1920 Daubert.....	97	1951 Ryan.....	75	1981 Griffey.....	65	2011 Votto.....	101
1921 Bohne.....	98	1952 Adams.....	85	1982 Driessen.....	64	2012 Bruce.....	89
1922 Daubert.....	114	1953 Bell.....	102	1983 Redus.....	90	2013 Choo.....	107
1923 Burns.....	99	1954 Kluszewski, Bell.....	104	1984 Parker.....	73	2014 Frazier.....	88
1924 Critz, Roush.....	67	1955 Kluszewski, Post.....	116	1985 Parker.....	88	2015 Votto.....	95
1925 Roush.....	91	1956 Robison.....	*122	1986 Davis.....	97	2016 Votto.....	101
1926 Critz.....	96	1957 Robinson.....	97	1987 Davis.....	120	2017 Votto.....	106
1927 Dressen.....	78	1958 Robinson.....	90	1988 Daniels.....	95	2018 Gennett.....	86
1928 Critz.....	95	1959 Pinson.....	*131	1989 Benzinger.....	79	2019 Suárez.....	87
1929 Swanson.....	100	1960 Pinson.....	107	1990 Sabo.....	95	2020 Castellanos.....	37
1930 Heilmann.....	79						

* Led League

Hits

1900 Beckley.....	190	1931 Cuccinello.....	181	1961 Pinson.....	*208	1991 Sabo.....	175
1901 Beckley.....	178	1932 Herman.....	188	1962 Robinson.....	208	1992 Roberts.....	172
1902 Crawford.....	185	1933 Hafey.....	172	1963 Pinson.....	*204	1993 Sabo.....	143
1903 Seymour.....	191	1934 Koenig.....	172	1964 Robinson.....	174	1994 Morris.....	146
1904 Seymour.....	166	1935 Goodman.....	159	1965 Rose.....	*209	1995 Larkin.....	158
1905 Seymour.....	*219	1936 Cuyler.....	185	1966 Rose.....	205	1996 Morris.....	165
1906 Huggins.....	159	1937 Goodman.....	150	1967 Pinson.....	187	1997 DSanders.....	127
1907 Mitchell.....	163	1938 FMcCormick.....	*209	1968 Rose.....	*210	1998 Larkin, Young.....	166
1908 Lobert.....	167	1939 FMcCormick.....	*209	1969 Rose.....	218	1999 Casey.....	197
1909 Mitchell.....	162	1940 FMcCormick.....	*191	1970 Rose.....	*205	2000 Young.....	166
1910 Hoblitzell.....	170	1941 FMcCormick.....	162	1971 Rose.....	192	2001 Casey.....	165
1911 Hoblitzell.....	180	1942 FMcCormick.....	156	1972 Rose.....	*198	2002 Walker.....	183
1912 Hoblitzell.....	164	1943 Frey.....	154	1973 Rose.....	*230	2003 Casey.....	167
1913 Hoblitzell.....	143	1944 FMcCormick.....	177	1974 Rose.....	185	2004 Casey.....	185
1914 Herzog.....	140	1945 Clay.....	184	1975 Rose.....	210	2005 FLopez.....	169
1915 Griffith.....	179	1946 Haas.....	141	1976 Rose.....	*215	2006 Phillips.....	148
1916 Chase.....	*184	1947 Baumholtz.....	182	1977 Rose.....	204	2007 Phillips.....	187
1917 Groh.....	*182	1948 Wryostek.....	140	1978 Rose.....	198	2008 Votto.....	156
1918 Groh.....	158	1949 Kluszewski.....	164	1979 Knight.....	175	2009 Phillips.....	161
1919 Roush.....	162	1950 Kluszewski.....	165	1980 Collins.....	167	2010 Votto.....	177
1920 Roush.....	196	1951 Wrostek.....	167	1981 Concepcion.....	129	2011 Votto.....	185
1921 Bohne.....	175	1952 Adams.....	180	1982 Concepcion.....	164	2012 Phillips.....	163
1922 Daubert.....	205	1953 Bell.....	183	1983 Oester.....	145	2013 Votto.....	177
1923 Duncan, Roush.....	185	1954 Kluszewski.....	187	1984 Parker.....	173	2014 Frazier.....	163
1924 Roush.....	168	1955 Kluszewski.....	*192	1985 Parker.....	198	2015 Phillips.....	173
1925 Roush.....	183	1956 Temple.....	180	1986 Parker.....	174	2016 Votto.....	181
1926 Roush.....	182	1957 Robinson.....	197	1987 Parker.....	149	2017 Votto.....	179
1927 Dressen.....	160	1958 Temple.....	166	1988 Larkin.....	174	2018 Peraza.....	182
1928 Critz.....	190	1959 Pinson.....	205	1989 Benzinger.....	154	2019 Suárez.....	156
1929 Swanson.....	172	1960 Pinson.....	187	1990 Larkin.....	185	2020 Castellanos.....	49
1930 Heilmann.....	153						

* Led League

Doubles

1900	Steinfeldt.....	29	1932	Herman.....	38	1963	Pinson.....	37	1994	Morris.....	30
1901	Beckley.....	36	1933	Hafey.....	34	1964	Robinson.....	38	1995	RSanders.....	36
1902	Peitz.....	22	1934	Bottomley.....	31	1965	Rose.....	35	1996	Larkin, Morris.....	32
1903	Steinfeldt.....	*32	1935	Kampris, Goodman... 26	1966	Rose.....	38	1997	BBoone.....	25	
1904	Seymour.....	26	1936	Cuyler.....	29	1967	Rose.....	32	1998	Young.....	48
1905	Seymour.....	*40	1937	Goodman.....	25	1968	Rose.....	42	1999	Casey.....	42
1906	Delahanty.....	21	1938	FMcCormick.....	40	1969	Rose.....	33	2000	Young.....	37
1907	Ganzel.....	20	1939	FMcCormick.....	41	1970	Rose.....	37	2001	Casey.....	40
1908	Lobert.....	17	1940	FMcCormick.....	*44	1971	Rose.....	27	2002	Walker.....	42
1909	Hoblitzell.....	23	1941	FMcCormick.....	31	1972	Perez.....	33	2003	LaRue.....	23
1910	Hoblitzell.....	24	1942	Joost.....	30	1973	Rose.....	36	2004	Casey.....	44
1911	Beschner.....	32	1943	FMcCormick.....	28	1974	Rose.....	*45	2005	Dunn.....	35
1912	Hoblitzell.....	32	1944	FMcCormick.....	37	1975	Rose.....	*47	2006	Encarnacion.....	33
1913	Hoblitzell.....	23	1945	FMcCormick.....	33	1976	Rose.....	*42	2007	Dunn.....	27
1914	Groh.....	18	1946	Haas.....	24	1977	Rose.....	38		Gonzalez, Hatteberg	
1915	Groh.....	32	1947	Miller.....	*38	1978	Rose.....	*51	2008	Votto.....	32
1916	Chase.....	29	1948	Stallcup.....	30	1979	Knight.....	37	2009	Votto.....	38
1917	Groh.....	*39	1949	Hatton.....	38	1980	Knight.....	39	2010	Votto.....	36
1918	Groh.....	*28	1950	Kluszewski.....	37	1981	Concepcion.....	28	2011	Votto.....	*40
1919	Roush.....	19	1951	Kluszewski.....	35	1982	Cedeno.....	35	2012	Votto.....	44
1920	Groh, Daubert.....	28	1952	McMillan.....	32	1983	Householder.....	24	2013	Bruce.....	43
1921	Bohne.....	28	1953	Bell.....	37	1984	Parker.....	28	2014	Hamilton.....	25
1922	Duncan.....	44	1954	Bell.....	38	1985	Parker.....	*42		Phillips, Mesoraco	
1923	Roush.....	*41	1955	Post.....	33	1986	Parker.....	31	2015	Frazier.....	43
1924	Roush.....	23	1956	Bell.....	31	1987	Parker, Diaz.....	28	2016	Votto, Phillips.....	34
1925	Pinelli.....	33	1957	Hoak.....	*39	1988	Sabo.....	40	2017	Duvall.....	37
1926	Roush.....	37	1958	Temple.....	31	1989	Benzinger.....	28	2018	Peraza.....	31
1927	Dressen.....	36	1959	Pinson.....	*47	1990	Sabo.....	38	2019	Votto.....	32
1928	Kelly.....	33	1960	Pinson.....	*37	1991	O'Neill.....	36	2020	Castellanos.....	11
1929	Kelly.....	45	1961	Pinson.....	34	1992	Roberts.....	34			
1930	Heilmann.....	43	1962	Robinson.....	*51	1993	Sabo.....	33			
1931	Cuccinello.....	39									

Triples

1900	Crawford.....	15	1931	Walker.....	11	1961	Pinson.....	8	1991	Duncan, Larkin.....	4
1901	Crawford.....	16	1932	Herman.....	*19	1962	Blasingame, Pinson... 7	1992	3 players tied.....	6	
1902	Crawford.....	*22	1933	Bottomley.....	9	1963	Pinson.....	*14	1993	Samuel, RSanders.....	4
1903	Donlin.....	18	1934	Bottomley.....	11	1964	Pinson.....	11	1994	RSanders.....	8
1904	Kelley, Seymour.....	13	1935	Goodman.....	*18	1965	Rose, Cardenas.....	11	1995	Larkin, RSanders.....	6
1905	Seymour.....	*21	1936	Goodman.....	*14	1966	Pinson.....	6	1996	Howard.....	10
1906	Kelley.....	11	1937	Goodman.....	12	1967	Pinson.....	*13	1997	DSanders.....	7
1907	Ganzel.....	*16	1938	Riggs.....	13	1968	Perez.....	7	1998	Larkin.....	10
1908	Lobert.....	18	1939	Goodman.....	16	1969	Rose.....	11	1999	Cameron.....	9
1909	Mitchell.....	*17	1940	Frey, Goodman.....	6	1970	Rose.....	9	2000	Reese, Young.....	6
1910	Mitchell.....	*18	1941	Frey, McCormick.....	5	1971	3 players tied.....	4	2001	Ochoa.....	4
1911	Mitchell.....	22	1942	3 players tied.....	6	1972	Rose.....	11	2002	Taylor.....	4
1912	Mitchell.....	13	1943	Frey, Marshall.....	8	1973	Rose.....	8	2003	ABoone, Casey.....	3
1913	Tinker.....	13	1944	Miller.....	5	1974	Geronimo.....	8	2004	Freel.....	8
1914	Niehoff.....	9	1945	Libke.....	5	1975	Griffey.....	9	2005	FLopez.....	5
1915	Griffith.....	6	1946	Lukon.....	8	1976	Geronimo.....	11	2006	Freel.....	2
1916	Groh, Roush.....	14	1947	Baumholtz.....	9	1977	Griffey.....	8	2007	Phillips.....	6
1917	Chase.....	15	1948	Wyrostek.....	9	1978	Griffey.....	8	2008	Phillips.....	7
1918	LMagee, SMagee.....	13	1949	3 players tied.....	5	1979	4 players tied.....	4	2009	Phillips.....	5
1919	3 players tied.....	12	1950	Adams.....	8	1980	Griffey.....	10	2010	Stubbs.....	6
1920	Roush.....	16	1951	Adams.....	5	1981	Oester.....	7	2011	Stubbs, Votto.....	3
1921	Bohne.....	16	1952	Kluszewski.....	11	1982	Householder, Milner... 5	2012	Frazier.....	6	
1922	Daubert.....	*22	1953	Greengrass.....	7	1983	Redus.....	9	2013	4 players tied.....	3
1923	Roush.....	18	1954	Temple.....	8	1984	Esasky.....	5	2014	Hamilton.....	8
1924	Roush.....	*21	1955	Bell.....	6	1985	Milner.....	7	2015	Bruce.....	4
1925	Walker, Roush.....	16	1956	McMillan.....	7	1986	Milner.....	6	2016	Bruce, Duvall.....	6
1926	Walker.....	20	1957	McMillan, Robinson.....	5	1987	Stillwell.....	7	2017	Hamilton.....	11
1927	Dressen, Walker.....	10	1958	Temple, Robinson.....	6	1988	Larkin.....	5	2018	Hamilton.....	9
1928	Walker.....	12	1959	Pinson.....	9	1989	Roomes.....	5	2019	Ervin.....	7
1929	Walker.....	15	1960	Pinson.....	12	1990	Duncan.....	*11	2020	Castellanos.....	2
1930	Walker.....	11									

* Led League

* Led League

Home Runs

1900 Crawford.....	7	1931 Cullop.....	8	1961 Robinson.....	37	1991 O'Neill.....	28
1901 Crawford.....	*16	1932 Herman.....	16	1962 Robinson.....	39	1992 O'Neill.....	14
1902 Beckley.....	5	1933 Bottomley.....	13	1963 Pinson.....	22	1993 Sabo.....	21
1903 Seymour, Donlin.....	7	1934 Hafey.....	18	1964 Robinson.....	29	1994 Mitchell.....	30
1904 Dolan.....	6	1935 Godmn, Lombardi.....	12	1965 Robinson.....	33	1995 Gant.....	29
1905 Odwell.....	*9	1936 Goodman.....	17	1966 Johnson.....	24	1996 Larkin.....	33
1906 Seymour, Schlei.....	4	1937 Kampouris.....	17	1967 Perez.....	26	1997 Greene.....	26
1907 Mitchell, Kane.....	3	1938 Goodman.....	30	1968 May.....	22	1998 Boone.....	24
1908 Lobert.....	4	1939 Lombardi.....	20	1969 May.....	38	1999 Vaughn.....	45
1909 3 players tied.....	4	1940 FMcCormick.....	19	1970 Bench.....	*45	2000 Griffey Jr.....	40
1910 Mitchell.....	5	1941 FMcCormick.....	17	1971 May.....	39	2001 Griffey Jr.....	22
1911 Hoblitzell.....	11	1942 FMcCormick.....	13	1972 Bench.....	*40	2002 ABoone, Dunn.....	26
1912 Mitchell, Bescher.....	4	1943 Tipton.....	9	1973 Perez.....	27	2003 Dunn.....	27
1913 Bates.....	6	1944 FMcCormick.....	20	1974 Bench.....	33	2004 Dunn.....	46
1914 Niehoff.....	4	1945 Miller.....	13	1975 Bench.....	28	2005 Dunn.....	40
1915 TGriffith.....	4	1946 Hatton.....	14	1976 Foster.....	29	2006 Dunn.....	40
1916 Chase.....	4	1947 Miller.....	19	1977 Foster.....	*52	2007 Dunn.....	40
1917 3 players tied.....	4	1948 Sauer.....	35	1978 Foster.....	*40	2008 Dunn.....	32
1918 Roush.....	5	1949 Cooper.....	16	1979 Foster.....	30	2009 Votto.....	25
1919 Groh.....	5	1950 Kluszewski.....	25	1980 Foster.....	25	2010 Votto.....	37
1920 Daubert, Roush.....	4	1951 Ryan.....	16	1981 Foster.....	22	2011 Bruce.....	32
1921 Roush.....	4	1952 Kluszewski.....	16	1982 Driessen.....	17	2012 Bruce.....	34
1922 Daubert.....	12	1953 Kluszewski.....	40	1983 Redus.....	17	2013 Bruce.....	30
1923 Hargrave.....	10	1954 Kluszewski.....	*49	1984 Parker.....	16	2014 Frazier.....	29
1924 4 players tied.....	4	1955 Kluszewski.....	47	1985 Parker.....	34	2015 Frazier.....	35
1925 Roush, Smith.....	8	1956 Robinson.....	38	1986 Parker.....	31	2016 Duvall.....	33
1926 Roush.....	7	1957 Crowe.....	31	1987 Davis.....	37	2017 Votto.....	36
1927 Walker.....	6	1958 Robinson.....	31	1988 Davis.....	26	2018 Suárez.....	34
1928 Picinich.....	7	1959 Robinson.....	36	1989 Davis.....	34	2019 Suárez.....	49
1929 Walker.....	7	1960 Robinson.....	31	1990 Sabo.....	25	2020 Suárez.....	15
1930 Heilmann.....	19						

* Led League

Runs Batted In

1900 Beckley.....	94	1931 Cuccinello.....	93	1961 Robinson.....	124	1991 O'Neill.....	91
1901 Crawford.....	104	1932 Herman.....	87	1962 Robinson.....	136	1992 Larkin.....	78
1902 Crawford.....	78	1933 Bottomley.....	83	1963 Pinson.....	106	1993 RSanders.....	83
1903 Steinfeldt.....	83	1934 Bottomley.....	78	1964 Robinson.....	96	1994 Morris.....	78
1904 Corcoran.....	74	1935 Goodman.....	72	1965 DJohnson.....	*130	1995 RSanders.....	99
1905 Seymour.....	*121	1936 Cuyler.....	74	1966 Cardnas, DJohnson.....	81	1996 Larkin.....	89
1906 Schlei.....	54	1937 Kampouris.....	71	1967 Perez.....	102	1997 Greene.....	91
1907 Ganzel.....	64	1938 FMcCormick.....	106	1968 Perez.....	92	1998 BBoone.....	95
1908 Lobert.....	63	1939 FMcCormick.....	*128	1969 Perez.....	122	1999 Vaughn.....	118
1909 Mitchell.....	86	1940 FMcCormick.....	127	1970 Bench.....	*148	2000 Griffey Jr.....	118
1910 Mitchell.....	88	1941 FMcCormick.....	97	1971 May.....	98	2001 Casey.....	89
1911 Hoblitzell.....	91	1942 FMcCormick.....	89	1972 Bench.....	*125	2002 ABoone.....	87
1912 Hoblitzell.....	85	1943 Miller.....	71	1973 Bench.....	104	2003 Casey.....	80
1913 Hoblitzell.....	62	1944 FMcCormick.....	102	1974 Bench.....	*129	2004 Dunn.....	102
1914 Niehoff.....	49	1945 FMcCormick.....	81	1975 Bench.....	110	2005 Dunn.....	101
1915 TGriffith.....	85	1946 Hatton.....	69	1976 Foster.....	*121	2006 Dunn.....	92
1916 Chase.....	82	1947 Miller.....	87	1977 Foster.....	*149	2007 Dunn.....	106
1917 Chase.....	86	1948 Sauer.....	97	1978 Foster.....	*120	2008 Votto.....	84
1918 SMagee.....	*76	1949 Hatton.....	69	1979 Foster.....	98	2009 Phillips.....	98
1919 Roush.....	71	1950 Kluszewski.....	111	1980 Foster.....	93	2010 Votto.....	113
1920 Roush.....	90	1951 Kluszewski.....	77	1981 Foster.....	90	2011 Votto.....	103
1921 Roush.....	71	1952 Kluszewski.....	86	1982 Cedeno, Driessen.....	57	2012 Bruce.....	99
1922 Duncan.....	94	1953 Kluszewski.....	108	1983 Oester.....	58	2013 Bruce.....	109
1923 Roush.....	88	1954 Kluszewski.....	*141	1984 Parker.....	94	2014 Frazier, Mesoraco.....	80
1924 Roush.....	72	1955 Kluszewski.....	113	1985 Parker.....	*125	2015 Frazier.....	89
1925 Roush.....	83	1956 Kluszewski.....	102	1986 Parker.....	116	2016 Duvall.....	103
1926 Pipp.....	99	1957 Crowe.....	92	1987 Davis.....	100	2017 Votto.....	100
1927 Walker.....	80	1958 Robinson.....	83	1988 Davis.....	93	2018 Suárez.....	104
1928 Walker.....	73	1959 Robinson.....	125	1989 Davis.....	101	2019 Suárez.....	103
1929 Kelly.....	103	1960 Robinson.....	83	1990 Davis.....	86	2020 Suárez.....	38
1930 Heilmann.....	91						

* Led League

Stolen Bases

1900 Barrett	44	1931 Stripp	5	1961 Pinson	23	1991 Larkin	24
1901 Harley	37	1932 Herman	7	1962 Pinson	26	1992 Roberts	44
1902 Corcoran	20	1933 Morrissey	5	1963 Pinson	27	1993 RSanders	27
1903 Donlin	26	1934 Piet, Slade	6	1964 Harper	24	1994 Larkin	26
1904 Odwell	30	1935 Goodman	14	1965 Harper	35	1995 Larkin	51
1905 Corcoran	28	1936 Cuyler	16	1966 Harper	29	1996 Larkin	36
1906 Huggins	41	1937 Goodman, Cuyler	10	1967 Pinson	26	1997 DSanders	56
1907 Lobert	30	1938 Frey	4	1968 Pinson	17	1998 Larkin	26
1908 Lobert	47	1939 Werber	15	1969 Tolan	26	1999 Cameron, Reese	38
1909 Bescher	*54	1940 Frey	*22	1970 Tolan	*57	2000 Reese	29
1910 Bescher	*70	1941 Frey	16	1971 Rose	16	2001 Reese	25
1911 Bescher	*81	1942 Walker	11	1972 Morgan	58	2002 ABoone	32
1912 Bescher	*67	1943 Miller, Marshall	8	1973 Morgan	57	2003 ABoone	15
1913 Bescher	38	1944 Miller	9	1974 Morgan	68	2004 Freel	37
1914 Herzog	46	1945 Clay	19	1975 Morgan	67	2005 Freel	36
1915 Herzog	35	1946 Haas	22	1976 Morgan	60	2006 Freel	37
1916 Chase	22	1947 Haas, Adams	9	1977 Morgan	49	2007 Phillips	32
1917 Neale	25	1948 Baumholtz	8	1978 Driessen	28	2008 Phillips	23
1918 Roush	24	1949 Wyrostek	7	1979 Morgan	28	2009 Phillips, Taveras	25
1919 Neale	28	1950 Adams	7	1980 Collins	79	2010 Stubbs	30
1920 Roush	36	1951 Ryan	11	1981 Collins	26	2011 Stubbs	40
1921 Bohne	26	1952 Adams	11	1982 Milner	18	2012 Stubbs	30
1922 Burns	30	1953 Bridges, Grngrass	6	1983 Milner	41	2013 Choo	20
1923 Bohne	16	1954 Temple	21	1984 Redus	48	2014 Hamilton	56
1924 Pinelli	23	1955 Temple	19	1985 Redus	48	2015 Hamilton	57
1925 Roush	22	1956 Temple	14	1986 Davis	80	2016 Hamilton	58
1926 3 players tied	8	1957 Temple	19	1987 Davis	50	2017 Hamilton	59
1927 Allen	12	1958 Temple	15	1988 Sabo	46	2018 Hamilton	34
1928 Walker	19	1959 Pinson	21	1989 Davis	21	2019 Puig, Senzel	14
1929 Swanson	33	1960 Pinson	32	1990 Hatcher, Larkin	30	2020 Akiyama	7
1930 Stripp	15						

* Led League

NATIONAL LEAGUE BATTING LEADERS - SINCE 1900

Batting Average (8)

Cy Seymour	1905 (.377)
Hal Chase	1916 (.339)
Edd Roush	1917 (.341)
Edd Roush	1919 (.321)
Ernie Lombardi	1938 (.342)
Pete Rose	1968 (.335)
Pete Rose	1969 (.348)
Pete Rose	1973 (.338)

Runs (13)

Bob Bescher	1912 (120)
Heinie Groh	1918 (86)
Billy Werber	1939 (115)
Frank Robinson	1956 (122)
Vada Pinson	1959 (131)
Frank Robinson	1962 (134)
Tommy Harper	1965 (126)
Pete Rose	*1969 (120)
Joe Morgan	1972 (122)
Pete Rose	1974 (110)
Pete Rose	1975 (112)
Pete Rose	1976 (130)
George Foster	1977 (124)

Hits (15)

Cy Seymour	1905 (219)
Hal Chase	1916 (184)
Heinie Groh	1917 (182)
Frank McCormick	1938 (209)
Frank McCormick	1939 (209)
Frank McCormick	*1940 (191)

Ted Kluszewski	1955 (192)
Vada Pinson	1961 (208)
Vada Pinson	1963 (204)
Pete Rose	1965 (209)
Pete Rose	*1968 (210)
Pete Rose	*1970 (205)
Pete Rose	1972 (198)
Pete Rose	1973 (230)
Pete Rose	1976 (215)

Doubles (17)

Harry Steinfieldt	*1903 (32)
Cy Seymour	1905 (40)
Heinie Groh	1917 (39)
Heinie Groh	1918 (28)
Edd Roush	1923 (41)
Frank McCormick	1940 (44)
Eddie Miller	1947 (38)
Don Hoak	1957 (39)
Vada Pinson	1959 (47)
Vada Pinson	1960 (37)
Frank Robinson	1962 (51)
Pete Rose	1974 (45)
Pete Rose	1975 (47)
Pete Rose	1976 (42)
Pete Rose	1978 (51)
Dave Parker	1985 (42)
Joey Votto	2011 (40)

Triples (13)

Sam Crawford	*1902 (22)
Cy Seymour	1905 (21)
John Ganzel	*1907 (16)
Mike Mitchell	1909 (17)
Mike Mitchell	1910 (18)
Jake Daubert	1922 (22)
Edd Roush	1924 (21)
Babe Herman	1932 (19)
Ival Goodman	1935 (18)
Ival Goodman	1936 (14)
Vada Pinson	1963 (14)
Vada Pinson	1967 (13)
Mariano Duncan	1990 (11)

Home Runs (7)

Sam Crawford	1901 (16)
Fred Odwell	1905 (9)
Ted Kluszewski	1954 (49)
Johnny Bench	1970 (45)
Johnny Bench	1972 (40)
George Foster	1977 (52)
George Foster	1978 (40)

Total Bases (6)

Sam Crawford	1902 (256)
Cy Seymour	1905 (325)
Johnny Bench	1974 (315)
George Foster	1977 (388)
Dave Parker	1985 (350)
Dave Parker	1986 (304)

Runs Batted In (12)**

Cy Seymour	1905 (21)
Sherry Magee	1918 (76)
Frank McCormick	1939 (128)
Ted Kluszewski	1954 (141)
Deron Johnson	1965 (130)
Johnny Bench	1970 (148)
Johnny Bench	1972 (125)
Johnny Bench	1974 (129)
George Foster	1976 (121)
George Foster	1977 (149)
George Foster	1978 (120)
Dave Parker	1985 (125)

Stolen Bases (6)

Bob Bescher	1909 (54)
Bob Bescher	1910 (70)
Bob Bescher	1911 (81)
Bob Bescher	1912 (67)
Lonny Frey	1940 (22)
Bobby Tolan	1970 (57)

* Tied for league lead

** RBI became official stat in 1920



CAREER BATTING RECORDS - SINCE 1900

Highest Batting Average.....	332, Cy Seymour
Highest Slugging Percentage.....	554, Frank Robinson
Most Runs.....	1,741, Pete Rose
Most Hits.....	3,358, Pete Rose
Most RBI.....	1,376, Johnny Bench
Most Stolen Bases.....	406, Joe Morgan
Most Walks.....	1,210, Pete Rose
Most Strikeouts.....	1,306, Tony Perez
Most Singles.....	2,490, Pete Rose
Most Doubles.....	601, Pete Rose
Most Triples.....	152, Edd Roush
Most Home Runs.....	389, Johnny Bench
Most Home Runs (Left-handed Batter).....	270, Adam Dunn
Highest Home Run Percentage, per 100 AB.....	7.2, Adam Dunn
Fewest AB Per Home Run.....	13.8, Adam Dunn
Most Grand Slams.....	11, Johnny Bench
Most Seasons, 20 Or More Home Runs.....	11, Johnny Bench
Most Seasons, 30 Or More Home Runs.....	7, Frank Robinson
Most Extra-Base Hits.....	868, Pete Rose
Most Total Bases.....	4,645, Pete Rose
Most Seasons.....	19 (3x), Pete Rose (1963-78, 1984-86), Dave Concepcion (1970-88), Barry Larkin (1986-2004)
Most Games Played.....	2,722, Pete Rose
Most Consecutive Games Played.....	678, Pete Rose
Most At-Bats.....	10,934, Pete Rose
Most Pinch-Hit At-Bats.....	284, Red Lucas
Most Pinch-Hits.....	80, Red Lucas
Most Pinch-Hit Home Runs.....	13, Jerry Lynch

Reds Batting Top 5 - Since 1900

GAMES	HITS	DOUBLES	EXTRA-BASE HITS
Rose.....2,722	Rose.....3,358	Rose.....601	Rose.....868
Concepcion.....2,488	Larkin.....2,340	Larkin.....441	Bench.....794
Larkin.....2,180	Concepcion.....2,326	Votto.....412	Votto.....727
Bench.....2,158	Bench.....2,048	Concepcion.....389	Larkin.....715
Perez.....1,948	Perez.....1,934	Bench.....381	FRobinson.....692
AT-BATS	RUNS	TRIPLES	TOTAL BASES
Rose.....10,934	Rose.....1,741	Roush.....152	Rose.....4,645
Concepcion.....8,723	Larkin.....1,329	Rose.....115	Bench.....3,644
Larkin.....7,937	Bench.....1,091	Pinson.....96	Larkin.....3,527
Bench.....7,658	FRobinson.....1,043	CWalker.....94	Perez.....3,246
Perez.....6,846	Votto.....1,041	MMitchell.....88	Votto.....3,245
BATTING AVERAGE	RBI	HOME RUNS	STOLEN BASES
Seymour......332	Bench.....1,376	Bench.....389	Morgan.....406
Roush......331	Perez.....1,192	FRobinson.....324	Larkin.....379
Beckley......325	Rose.....1,036	Votto.....295	Concepcion.....321
Hargrave......314	FRobinson.....1,009	Perez.....287	Bescher.....320
Bressler......311	Votto.....966	Dunn.....270	Hamilton.....277

REDS ALL-TIME GRAND SLAM LEADERS

Johnny Bench.....11	Dave Parker.....5	Joe Morgan.....4	Ernie Lombardi.....3
Adam Dunn.....9	Tony Perez.....5	Joey Votto.....4	Joe Oliver.....3
George Foster.....9	Brandon Phillips.....5	Ed Bailey.....3	Wally Post.....3
Eric Davis.....7	Frank Robinson.....5	Gus Bell.....3	Chris Sabo.....3
Dave Concepcion.....6	Jay Bruce.....4	Adam Duvall.....3	Andy Seminick.....3
Vada Pinson.....6	Ray Knight.....4	Willie Greene.....3	Eugenio Suárez.....3
Nick Esasky.....5	Jason LaRue.....4	Ken Griffey Jr.....3	
Scooter Gennett.....5	Devin Mesoraco.....4	Ted Kluszewski.....3	

SINGLE-SEASON BATTING RECORDS - SINCE 1900

Club Records

Most Players Used	57, 2003
Most Players With 100 Starts	9, 2017 (Votto, Duvall, Suárez, Hamilton, Schebler, Peraza, Cozart, Gennett, Barnhart)
Most At-Bats	5,767, 1968
Most Runs Scored	865, 1999
Fewest Runs Scored	489, 1908
Most Runs Batted In	820, 1999
Most Hits	1,599, 1976
Fewest Hits	1,108, 1908
Highest Batting Average296, 1922
Lowest Batting Average227, 1908
Most .300 Hitters	5 (2x), 1976, 1903
Highest Slugging Percentage451, 1999
Lowest Slugging Percentage294, 1908
Most Singles	1,191, 1922
Most Doubles	335, 2005
Most Triples	120, 1926
Most Home Runs	227, 2019
Most Home Runs, Road	112, 1999
Most Grand Slams	11, 2018
Most Pinch-Hit Home Runs	13, 2006
Most Consecutive Games With One or More Homers	21, 1956 (41 HR)
Most Home Runs, Month	51, September 1999
Most Players With 10 Home Runs	10 (2x), 1999 & 2000
Most Players with 15 Home Runs	7 (2x), 2006 & 2007
Most Players With 20 Home Runs	6, 2017 (Votto, Duvall, Schebler, Gennett, Suárez, Cozart)
Most Players With 30 Home Runs	3 (4x), 1956 (Robinson, Post, Kluszewski), 1970 (Bench, Perez, May), 2007 (Dunn, Griffey, Phillips), 2017 (Votto, Duvall, Schebler)
Fewest Home Runs, Season	14, 1908, 1916
Most Home Runs vs One Opponent	44, 1956 vs Brooklyn
Most Home Runs, Season, Home	128, 1956
Most Extra-Base Hits	572, 2005
Most Total Bases	2,549 (2x), 1999, 2000
Most Sacrifices (no sacrifice flies)	239, 1926
Most Sacrifice Flies	66, 1993
Most Walks	693, 1974
Most Strikeouts	1,436, 2019
Fewest Strikeouts	303, 1918
Most Players With 100 Strikeouts	5 (4x), 2005, 2013, 2017, 2018
Most Hit Batsmen	89, 2019
Fewest Hit Batsmen	11, 1951
Most Grounded Into Double Plays	143, 1982
Fewest Grounded Into Double Plays	85, 1991
Most Men Left On Base	1,328, 1976
Fewest Men Left On Base	997, 1921
Most Stolen Bases	310, 1910
Most Caught Stealing	136, 1922

REDS HIGHEST SINGLE-SEASON HOME RUN TOTALS

2019.....	227	1956.....	**221	1999.....	209
2005.....	*222	2017.....	219	2007.....	204
* 163 games, ** 154 games		2006.....	217	2000.....	200

Individual Records

Most Games	163 (2x), Leo Cardenas, 1964; Pete Rose, 1974
Most At Bats	680, Pete Rose, 1973
Most At Bats, Pinch hitter	78, Skip Schumaker, 2015
Most Plate Appearances, Pinch hitter	88, Jacob Cruz, 2005
Highest Batting Average.....	.377, Cy Seymour, 1905
Highest Slugging Percentage.....	.681, Kevin Mitchell, 1994
Highest Slugging Percentage (Non-strike Season).....	.642, Ted Kluszewski, 1954
Highest On-base Percentage.....	.474, Joey Votto, 2012
Most Hits.....	230, Pete Rose, 1973
Most Pinch-Hits	20, Jacob Cruz, 2005
Longest Hitting Streak.....	44, Pete Rose, 6/14-7/31, 1978
Consecutive Hits.....	10, Woody Williams (over 2 games), 9/5-9/6, 1943; Bip Roberts (over 4 games), 9/19-9/23, 1992
Most Consecutive Games With Extra-Base Hit.....	9 (2x); Sam Crawford, 1900; Pete Rose, 7/31-8/8, 1966
Consecutive Plate Appearances Reaching Base.....	13, Barry Larkin (over 4 games), 5/25-5/27, 1997
Most Runs	134, Frank Robinson, 1962
Consecutive Games Scoring Run	17, Ted Kluszewski, 1954 (24 Runs)
Most RBI.....	149, George Foster, 1977
Most RBI, One Month.....	45, Gus Bell, June 1953
Consecutive Games Driving In Run	10, Joe Morgan, 1976 (17 RBI)
Most Singles.....	181, Pete Rose, 1973
Most Doubles.....	51 (2x), Frank Robinson, 1962; Pete Rose, 1978
Most Triples.....	23, Sam Crawford, 1902
Most Home Runs (Left-handed Batter).....	49, Ted Kluszewski, 1954
Most Home Runs (Right-handed Batter)	52, George Foster, 1977
Most Home Runs, Switch-Hitter	23, Felipe Lopez, 2005
Consecutive Games Hitting HR.....	5 (8x), Ted Kluszewski, 8/11-8/15, 1954; George Crowe, 8/8-8/14, 1957; Johnny Bench, 5/30-6/3, 1972; Ken Griffey Jr., 7/8-7/12, 2003; Adam Dunn, 5/14-5/19, 2008; Devin Mesoraco, 6/19-6/24, 2014; Jay Bruce, 7/23-7/27, 2016; Eugenio Suárez, 7/23-7/27, 2018
Most Home Runs in Consecutive Games.....	7, Johnny Bench, 7 homers in 5 games, 5/30-6/3, 1972
Most Home Runs At Home.....	34, Ted Kluszewski, 1954
Most Home Runs On Road	31, George Foster, 1977
Most Home Runs, One Month.....	14 (3x), Frank Robinson, August 1962; Greg Vaughn, September 1999; Aristides Aquino August, 2019
Most Leadoff Home Runs.....	8, Kal Daniels, 1987
Most Pinch-Hit Home Runs	5, Jerry Lynch, 1961
Most Home Runs, First Base, Season	49, Ted Kluszewski, 1954
Most Home Runs, Second Base, Season.....	30, Brandon Phillips, 2007
Most Home Runs, Shortstop, Season	33, Barry Larkin, 1996
Most Home Runs, Third Base, Season	49, Eugenio Suárez, 2019
Most Home Runs, Catcher, Season	38, Johnny Bench, 1970
Most Home Runs, Outfielder, Season.....	52, George Foster, 1977
Most Home Runs By Two Players, Season.....	87, Kluszewski (47), Post (40), 1955
Most Home Runs By Three Players, Season	119, Bench (45), Perez (40), May (34), 1970
Most Grand Slams.....	4, Scooter Gennett, 2017
Most Grand Slams, Month.....	3, Eric Davis, May 1987
Most Grand Slams, Consecutive Games	2, Eric Davis, 5/4-5/5, 1996 at San Francisco
Most Extra-Base Hits.....	92, Frank Robinson, 1962
Most Total Bases.....	388, George Foster, 1977
Most Walks	143, Joey Votto, 2015
Consecutive Games, Walk	13, Adam Dunn, 5/15-5/28, 2002
Most Hit By Pitch.....	26, Shin-Soo Choo, 2013
Most Strikeouts, LH Batter.....	195, Adam Dunn, 2004
Most Strikeouts, RH Batter.....	205, Drew Stubbs, 2011
Fewest Strikeouts.....	13, Frank McCormick, 1941
Most Sacrifices (including Sacrifice Flies).....	39, Jake Daubert, 1919
Most Sacrifice Bunts.....	31, Roy McMillan, 1954
Most Sacrifice Flies	13, Johnny Temple, 1959
Most Stolen Bases.....	81, Bob Bescher, 1911
Most Caught Stealing	28, Pat Duncan, 1922
Most GDP.....	30, Ernie Lombardi, 1938
Fewest GDP (150 or more games).....	1 (2x), Billy Hamilton (2x), 2014 & 2018

Individual Records, Rookies

Most Games	157, Pete Rose, 1963
Most At Bats	643, Frank Baumholz, 1947
Most Plate Appearances, Pinch Hitter	61, Brady Clark, 2001
Most At Bats, Pinch hitter	51, Patrick Kivlehan, 2017
Highest Batting Average350, Walter Christensen, 1926
Highest Slugging Percentage558, Frank Robinson, 1956
Highest Pinch-Hit Batting Average388, Walter Christensen, 1926
Most Hits	209, Frank McCormick, 1938
Most Runs	122, Frank Robinson, 1956
Most RBI	106, Frank McCormick, 1938
Most Stolen Bases	56, Billy Hamilton, 2014
Most Singles	160, Frank McCormick, 1938
Most Doubles	47, Vada Pinson, 1959
Most Triples	18, Ival Goodman, 1935
Most Home Runs	38, Frank Robinson, 1956
Most Home Runs, One Month	14, Aristides Aquino, August, 2019
Most Extra-Base Hits	76, Vada Pinson, 1959
Most Total Bases	330, Vada Pinson, 1959
Most Walks	94, Bernie Carbo, 1970
Most Strikeouts	117, Billy Hamilton, 2014
Most Hit By Pitch	20, Frank Robinson, 1956

Home Runs by Reds Trios

119	1970	Bench (45), Perez (40), May (34)
114	1955	Kluszewski (47), Post (40), Bell (27)
109	1956	Robinson (38), Post (36), Kluszewski (35)
105	1977	Foster (52), Bench (31), Morgan (22)
101	1969	May (38), Perez (37), Bench (26)
100	2007	Dunn (40), Griffey Jr. (30), Phillips (30)

Reds with 3 Grand Slams in a Season

Frank Robinson	1962
Lee May	1970
Ray Knight	1980
Eric Davis	1987
Chris Sabo	1993
Devin Mesoraco	2014
Scotter Gennett (4, club record)	2017

Home Runs by Reds Duos

87	1955	Kluszewski (47), Post (40)
85	1970	Bench (45), Perez (40)
83	1977	Foster (52), Bench (31)
76	1954	Kluszewski (49), Greengrass (27)
75	2005	Dunn (40), Griffey Jr. (35)
	1969	May (38), Perez (37)
74	1956	Robinson (38), Post (36)
72	2004	Dunn (46), Pena (26)
71	2019	Suárez (49), Puig (22)
70	1953	Kluszewski (40), Post (30)
	1999	Vaughn (45), Casey (25)
	2007	Dunn (40), Griffey Jr. (30)
	2007	Dunn (40), Phillips (30)

Reds with 30 Home Runs & 30 Steals in a Season

1987	Eric Davis, OF	37 HR, 50 SB
1996	Barry Larkin, SS	33 HR, 36 SB
2007	Brandon Phillips, 2B	30 HR, 32 SB

Reds with 30 Home Runs in a Season

#	Player.....	Year
52	George Foster	1977
49	Eugenio Suárez	2019
	Ted Kluszewski	1954
47	Ted Kluszewski	1955
46	Adam Dunn	2004
45	Greg Vaughn	1999
	Johnny Bench	1970
40	Adam Dunn	2007
	Adam Dunn	2006
	Adam Dunn	2005
	Ken Griffey Jr.	2000
	George Foster	1978
	Johnny Bench	1972
	Tony Perez	1970
	Wally Post	1955
	Ted Kluszewski	1953
39	Lee May	1971
	Frank Robinson	1962
38	Lee May	1969
	Frank Robinson	1956
37	Eric Davis	1987
	Tony Perez	1969
	Frank Robinson	1961
	Joey Votto	2010
36	Joey Votto	2017
	Frank Robinson	1959
	Wally Post	1956
35	Todd Frazier	2015
	Ken Griffey Jr.	2005
	Ted Kluszewski	1956
	Hank Sauer	1948
34	Jay Bruce	2012
	Eric Davis	1989
	Dave Parker	1985
	Lee May	1970
	Eugenio Suárez	2018
33	Adam Duvall	2016
	Barry Larkin	1996
	Johnny Bench	1974
	Frank Robinson	1965
32	Jay Bruce	2011
	Adam Dunn	2008
	Deron Johnson	1965
31	Adam Duvall	2017
	Dave Parker	1986
	Johnny Bench	1977
	Frank Robinson	1960
	Frank Robinson	1958
	George Crowe	1957
30	Scott Schebler	2017
	Brandon Phillips	2007
	Ken Griffey Jr.	2007
	Kevin Mitchell	1994
	George Foster	1979
	Gus Bell	1953
	Ival Goodman	1938
	Jay Bruce	2013

Reds with 200 Hits in a Season

230	Pete Rose	1973
219	Cy Seymour	1905
218	Pete Rose	1969
215	Pete Rose	1976
210	Pete Rose	1968, 1975
209	FMcCormick	1938, 1939
	Pete Rose	1965
208	Vada Pinson	1961

	Frank Robinson	1962
205	Pete Rose	1966, 1970
	Vada Pinson	1959
	Jake Daubert	1922
204	Vada Pinson	1963, 1965
	Pete Rose	1977

Reds with 60 Steals in a Season

81	Bob Bescher	1911
80	Eric Davis	1986
79	Dave Collins	1980
70	Bob Bescher	1910
67	Bob Bescher	1912
67	Joe Morgan	1973, 1975
60	Joe Morgan	1976

Reds with 100 RBI in a Season

149	George Foster	1977
148	Johnny Bench	1970
141	Ted Kluszewski	1954
136	Frank Robinson	1962
130	Deron Johnson	1965
129	Tony Perez	1970
	Johnny Bench	1974
128	Frank McCormick	1939
127	Frank McCormick	1940
125	Frank Robinson	1959
	Johnny Bench	1972
	Dave Parker	1985
124	Frank Robinson	1961
122	Tony Perez	1969
121	Cy Seymour	1905
	George Foster	1976
120	George Foster	1978
118	Greg Vaughn	1999
	Ken Griffey Jr.	2000
116	Dave Parker	1986

115	Gus Bell	1959
113	Ted Kluszewski	1955
	Frank Robinson	1965
	Joey Votto	2010
111	Ted Kluszewski	1950
	Joe Morgan	1976
110	Lee May	1969
	Johnny Bench	1975
109	Wally Post	1955
	Tony Perez	1975
	Johnny Bench	1977
	Jay Bruce	2013
108	Ted Kluszewski	1953
106	Frank McCormick	1938
	Vida Pinson	1963
	Adam Dunn	2007
105	Gus Bell	1953
104	Sam Crawford	1901
	Gus Bell	1955

	Johnny Bench	1973
	Eugenio Suárez	2018
103	George Kelly	1929
	Joey Votto	2011
	Brandon Phillips	2013
	Adam Duvall	2016
	Eugenio Suárez	2019
102	Frank McCormick	1944
	Ted Kluszewski	1956
	Tony Perez	1967
	Adam Dunn	2004
101	Gus Bell	1954
	Tony Perez	1973, 1974
	Eric Davis	1989
	Adam Dunn	2005
100	Jim Greengrass	1953
	Vida Pinson	1962
	Eric Davis	1987
	Joey Votto	2017

Reds with 100 Runs Scored in a Season

134	Frank Robinson	1962
131	Vada Pinson	1959
130	Pete Rose	1976
126	Tommy Harper	1965
124	George Foster	1977
122	Frank Robinson	1956
	Joe Morgan	1972
120	Bob Bescher	1912
	Pete Rose	1969, 1970
	Eric Davis	1987
117	Miller Huggins	1905
	Frank Robinson	1961
	Pete Rose	1965
	Ken Griffey Sr.	1977
	Barry Larkin	1996
116	Wally Post	1955
	Ted Kluszewski	1955
	Joe Morgan	1973
115	Bill Werber	1939
	Pete Rose	1973
114	Jimmy Barrett	1900
	Jack Daubert	1922

113	Joe Morgan	1976, 1977
112	Bob Tolan	1970
	Pete Rose	1975
111	Ken Griffey Sr.	1976
110	Mike Donlin	1903
	Pete Rose	1974
109	Frank Robinson	1965
108	Johnny Bench	1974
	Barry Larkin	1999
107	Vada Pinson	1960, 1962
	Tony Perez	1970
	Pete Rose	1972
	Joe Morgan	1974, 1975
	Adam Dunn	2005
	Brandon Phillips	2007
	Shin-Soo Choo	2013
106	Bob Bescher	1911
	Frank Robinson	1959
	Joey Votto	2010
	Joey Votto	2017
105	Bill Werber	1940
	Adam Dunn	2004

104	George Burns	1922
	Ted Kluszewski	1954
	Gus Bell	1954
	Bobby Tolan	1969
	Greg Vaughn	1999
103	Ival Goodman	1938
	Frank Robinson	1964
	Tony Perez	1969
	Pete Rose	1978
	Sean Casey	1999
102	Lonny Frey	1940
	Gus Bell	1953
	Johnny Temple	1959
101	Vada Pinson	1961
	Pete Rose	1963
	Sean Casey	2004
	Adam Dunn	2007
	Joey Votto	2011
	Joey Votto	2013
	Joey Votto	2016
100	Evar Swanson	1929
	Ken Griffey Jr.	2000
	Brandon Phillips	2010

Reds 20-Game Hitting Streaks

44 Pete Rose.....1978	Johnny Bates.....1911	Brandon Phillips.....2007	20 Al Libke.....*1945
29 Hal Morris.....1966	Hughie Critz.....1928	21 Jimmy Barrett.....1900	Tony Perez.....1968
27 Edd Roush.....1920, '24	Tommy Harper.....1966	Cy Seymour.....1905	Pete Rose.....1977 (2x)
Vada Pinson.....1965	23 Heinie Groh.....1917	Ron Oester.....1984	Kevin Mitchell.....1993
25 Rube Bressler.....1927	Vada Pinson.....1965	Barry Larkin.....1988	(19 players, 26 times)
Pete Rose.....1967	22 Jake Daubert.....1922	Sean Casey.....2000	* Reds Rookie Record
24 Cy Seymour.....1903	Pete Rose.....1968		

Reds to Hit .300 in a Season

Rk	Player	Avg.	Year	Rk	Player	Avg.	Year	Rk	Player	Avg.	Year
1	C. Seymour	.377	1905		J. Morgan	.320	1976	104	D. Hoblitzel	.308	1909
2	M. Donlin	.351	1903		G. Foster	.320	1977		P. Duncan	.308	1921
	E. Roush	.351	1923		B. Boone	.320	1994		G. Bell	.308	1955
4	E. Roush	.348	1924		J. Votto	.320	2017	107	J. Beckley	.307	1901
	P. Rose	.348	1969	56	B. Larkin	.319	1995		T. Griffith	.307	1915
6	V. Pinson	.343	1961	57	C. Walker	.318	1925		C. Walker	.307	1930
7	C. Seymour	.342	1903		K. Griffey Sr.	.318	1977		T. Kluszewski	.307	1950
	E. Lombardi	.342	1938		R. Knight	.318	1979		J. Temple	.307	1954
	F. Robinson	.342	1962		H. Morris	.318	1991		P. Rose	.307	1972
10	J. Beckley	.341	1900	61	T. Perez	.317	1970		C. Geronimo	.307	1976
	E. Roush	.341	1917		P. Rose	.317	1975	114	J. Daubert	.306	1921
12	G. Harper	.340	1922	63	J. Barrett	.316	1900		B. Pinelli	.306	1924
13	H. Chase	.339	1916		J. Kelly	.316	1903		J. Stripp	.306	1930
	E. Roush	.339	1920		T. Kluszewski	.316	1953		J. Temple	.306	1958
	E. Roush	.339	1925		V. Pinson	.316	1959		F. Robinson	.306	1964
16	P. Rose	.338	1973		P. Rose	.316	1970		G. Foster	.306	1976
17	J. Votto	.337	2012		B. Tolan	.316	1970		D. Concepcion	.306	1981
18	J. Daubert	.336	1922	69	H. Hendrick	.315	1931		R. Sanders	.306	1995
	K. Griffey Sr.	.336	1976		T. Cuccinello	.315	1931	122	B. Pinelli	.305	1922
20	P. Rose	.335	1968		A. Johnson	.315	1969		E. Allen	.305	1928
	H. Morris	.335	1994		S. Casey	.315	2000		F. McCormick	.305	1944
22	S. Crawford	.333	1902	73	A. Galan	.314	1947		V. Pinson	.305	1965
	E. Roush	.333	1918		T. Kluszewski	.314	1955		B. Tolan	.305	1969
	H. Heilmann	.333	1930		T. Perez	.314	1973		K. Griffey, Sr.	.305	1975
25	F. McCormick	.332	1939		J. Votto	.314	2015		J. Votto	.305	2013
	S. Casey	.332	1999	77	C. Seymour	.313	1904	129	H. Groh	.304	1917
27	S. Crawford	.330	1901		C. Walker	.313	1929		J. Daubert	.304	1920
	J. Beckley	.330	1902		L. Scarsella	.313	1936		P. Rose	.304	1971
29	P. Duncan	.328	1922		V. Pinson	.313	1963		B. Larkin	.304	1992
30	J. Beckley	.327	1903		P. Rose	.313	1966	133	C. Hafey	.303	1933
	P. Duncan	.327	1923		H. Morris	.313	1996		F. McCormick	.303	1943
	F. McCormick	.327	1938	83	H. Steinfeldt	.312	1903		D. Collins	.303	1980
	J. Morgan	.327	1975		T. Cuccinello	.312	1930		D. Young	.303	2000
34	B. Herman	.326	1932		P. Rose	.312	1965	137	T. Kluszewski	.302	1956
	K. Cuyler	.326	1936		A. Johnson	.312	1968		P. Rose	.302	1978
	T. Kluszewski	.326	1954		D. Parker	.312	1985		G. Foster	.302	1979
	K. Mitchell	.326	1994		S. Casey	.312	2005		B. Larkin	.302	1991
	J. Votto	.326	2016	89	J. Wyrostek	.311	1951		D. Young	.302	2001
39	S. Barry	.324	1905		F. Robinson	.311	1959	142	E. Tipton	.301	1944
	S. Casey	.324	2004		J. Temple	.311	1959		P. Rose	.301	1967
	J. Votto	.324	2010		P. Rose	.311	1977		D. Concepcion	.301	1978
42	E. Roush	.323	1926		K. Griffey Sr.	.311	1981		B. Larkin	.301	1990
	I. Goodman	.323	1939	94	M. Mitchell	.310	1909		C. Sabo	.301	1991
	F. Robinson	.323	1961		H. Groh	.310	1919		K. Griffey Jr.	.301	2005
	P. Rose	.323	1976		D. Young	.310	1998	148	D. Paskert	.300	1910
	B. Roberts	.323	1992		S. Casey	.310	2001		E. Swanson	.300	1929
47	F. Robinson	.322	1957		S. Gennett	.310	2018		G. Bell	.300	1953
	J. Votto	.322	2009	99	F. McCormick	.309	1940		G. Foster	.300	1975
49	E. Roush	.321	1919		T. Kluszewski	.309	1949		D. Driessen	.300	1977
50	H. Groh	.320	1918		W. Post	.309	1955	153	B. Phillips	.300	2011
	T. Kluszewski	.320	1952		B. Larkin	.309	1998		Min. 3.1 plate apps per team game		
					J. Votto	.309	2011				

SINGLE-GAME BATTING RECORDS - SINCE 1900
Club Records

Most Runs	26, 6/4/1911 vs Boston
Most Runs in One Inning	14, 8/3/1989 vs Houston (1st inning)
Most Hits	28 (2x), 5/13/1902 vs Philadelphia; 5/19/1999 at Colorado
Most Hits in One Inning	16, 8/3/1989 vs Houston (1st inning)
Most Players With 4 Hits	4, 7/13/19 at Colorado (Ervin 6, Senzel, Puig, Peraza)
Most Doubles	9 (3x), 5/5/1901 at StL; 5/19/1999 at Colorado; 4/16/2016 at St. Louis
Most Triples in One Inning	4, 7/22/1926 vs Boston (2nd inning)
Most Triples	5 (6x), Last: 7/13/19 at Colorado (Senzel 2, Ervin, Peraza, Suárez)
Most Extra-Base Hits	15, 5/19/1999 at Colorado
Most Total Bases	55, 5/19/1999 at Colorado
5 Triples & 3 Home Runs	Major League record, 7/13/19 at Colorado
Most Home Runs	9, 9/4/1999 at Philadelphia (Taubensee 2, Lewis, Reese, Hammonds, ABoone, Vaughn, Young, Johnson)
Most Home Runs in One Inning	4 (3x), Last: 7/4/2010 vs Chicago (7th inning)
Most Home Runs, Inning, Opponent	5 (4x), Last: 4/22/2006 at Milwaukee (4th inning), tied Major League record
Most Home Runs, Inning, In Succession	3 (14x), Last: 5/5/2019 vs San Francisco (Suárez, Winker, Dietrich, 1st)
Most Home Runs, Inning, In Succession, By Opponent	4, 6/8/1961 by Milwaukee (7th inning)
Most Home Runs, Pinch-Hitters, Inning	2, 6/22/1995 vs Atlanta (Taubensee, Anthony)
Most Players With At Least 1 Home Run, Game	8, 9/4/1999 at Philadelphia (Taubensee 2, Lewis, Reese, Hammonds, ABoone, Vaughn, Young, Johnson)
Most Grand Slams	2 (4x), Last: 4/21/2015 at Milwaukee (Bruce, Frazier)
Most Grand Slams, Opponent	2, 9/23/1901 vs Brooklyn (Kelly, Sheckard)
Most Strikeouts, Reds Batters (9 innings)	18 (2x), 7/14/1968 (Game 2) vs Houston; 8/26/1998 vs Chicago
Most Strikeouts, Reds Batters (extra innings)	22, 8/8/1972 vs Los Angeles (19 innings)
Most Strikeouts, Consecutive Plate Appearances, Reds Batters	9, 8/2/2020 at Det (Tyler Alexander)
Most Walks by Reds Batters	16, 10/1/1978 vs Atlanta (14 innings)
Most Walks in One Inning	9, 4/24/1957 vs Chicago (5th inning)
Most Times Hit by a Pitch, Inning	4 (Tied ML record), 5/6/2019 vs SF, 6th inning (Suárez, Peraza, VanMeter, Votto)
Most Times Hit by a Pitch, Game	5 (Tied NL record), 5/6/2019 vs SF (Peraza 2, Suárez, VanMeter, Votto)
Most Stolen Bases	10, 5/29/1913 at St. Louis

The Reds' Biggest Inning Ever

Jim Clancy pitching for the Astros. Mariano Duncan led off with a walk, then stole second with Luis Quinones batting. Quinones singled to the mound, Duncan moved to third base. Eric Davis singled to center scoring Duncan, advancing Quinones to second base (1-0). Ken Griffey hit a 3-run homer to right-center (4-0). Rolando Roomes singled to short. Todd Benzinger singled to right, advancing Roomes to third base. Jeff Reed singled to right, scoring Roomes and advancing Benzinger to second base (5-0).

New Pitcher: Bob Forsch. Ron Oester doubled to right, scoring Benzinger and advancing Reed to third base (6-0). Tom Browning grounded out to first, runners held. With Duncan batting, wild pitch scored Reed, Oester to third base (7-0). Duncan doubled to right, scoring Oester (8-0). Quinones singled to left, advancing Duncan to third base. Davis singled to center, scoring Duncan and advancing Quinones to second base (9-0). Griffey singled to center, scoring Quinones, and advancing Davis to third base (10-0). Roomes singled to third, loading the bases. Benzinger cleared the bases with a double (13-0). Reed singled to center, advancing Benzinger to third base.

Oester singled to right, scoring Benzinger, and advancing Reed to second base (14-0). Browning singled to left, loading the bases. Duncan flied to left. Quinones flied to right. (14 Runs, 16 Hits, 0 Errors, 3 LOB).

MLB Records Set: Most hits in an inning since 1900 (16); most singles in an inning (12) and most players with 2 or more hits in an inning (7).

MLB Records Tied: Most players with 3 or more hits in a game since 1900 (7).

AUGUST 13, 1989

Hou	0	1	0	1	0	0	0	0	0	0	-	2
Cin	14	0	0	0	0	0	3	1	x	-	x	18

REDS BATTING TOTALS

Batter	AB	R	H	HR	RBI	SB
Duncan, ss	4	2	1	0	1	1
Richardson, ss	1	0	0	0	0	0
Quinones, 3b	6	3	3	0	0	0
Davis, cf	4	2	3	0	2	0
Winningham, cf	2	0	0	0	0	0
Griffey, lf	5	2	3	1	4	0
Collins, lf	1	0	0	0	0	0
Roomes, rf	6	3	4	1	1	0
Benzinger, 1b	6	3	4	0	3	0
Reed, c	5	2	4	1	3	0
Oliver, c	0	0	0	0	0	0
Oester, 2b	5	1	3	0	2	0
Browning, p	5	0	1	0	0	0
Totals	50	18	26	3	16	1

3 Consecutive Reds Home Runs in a Game

Hatton, West, Mueller	8/11/46/g1 vs St. Louis	Tucker, Griffey Jr., Young.....	5/13/00 at Houston
Bell, Kluszewski, Greengrass	8/15/54 vs St. Louis	Lopez, Dunn, Kearns.....	10/2/05 at St. Louis
Bell, Kluszewski, Robinson.....	5/31/56 at St. Louis	Encarnacion, Dunn, Aurilia.....	8/13/06 at Philadelphia
Griffey, Foster, Driessen.....	5/27/80 vs Los Angeles	Heisey, Votto, Bruce.....	9/10/11 at Colorado
Sabo, Larkin, Davis	6/16/90 vs Houston	Leake, Cozart, Stubbs.....	5/21/12 vs Atlanta
Duncan, Morris, O'Neill.....	9/14/91 vs Houston	Kemp, Suárez, Schebler.....	4/9/19 vs Miami
Larkin, Greene, RSanders.....	4/9/97 at Colorado	Suárez, Winker, Dietrich.....	5/5/19 vs SF (off Jeff Samardzija)

Most Strikeouts by Reds Batters in a Game

22*	8/8/1972 vs Los Angeles, won 2-1 (19 inn.), John (13), Brewer (6), Perranoski (2) & Richert (1)
21*	5/8/2001 at Arizona, lost 4-3 (11 inn.), Johnson (20) & Brohawn (1)
20*	8/30/2009 vs Los Angeles, lost 3-2 (12 inn.), Kershaw (11), Troncoso (2), Kuo (2), McDonald (2), Broxton (3)
19*	9/30/2004 at Chicago, won 2-1 (12 inn.), Prior (16), Dempster (1), Remlinger (1) & Farnsworth (1)
18	7/14/1968 vs Houston (G2), lost 6-1, Wilson (18)
18*	9/21/1979 at Houston, lost 3-2 (13 inn.), Richard (15) & Sambito (3)
18*	7/28/1989 at Atlanta, won 4-2 (17 inn.), PSmith (7), Acker (2), Eichhorn (5), Assenmacher (2) & Valdez (2)
18	8/26/1998 vs Chicago, lost 9-2, Wood (16) & Beck (2)
18*	5/28/2001 vs Chicago, lost 9-6 (13 inn.), Tavarez (4), Farnsworth (4), Gordon (3) & Duncan (7)
18*	7/28/2014 vs Arizona, lost 2-1 (15 inn.), Anderson (8), Ziegler (3), Marshall (3), Delgado (1), Perez (1), Reed (2)

* Extra Innings

MOST HOME RUNS HIT BY REDS IN A GAME

No. Players	Date
*9	A. Boone, Young, Hammonds, Taubensee (2), Vaughn, Reese, Johnson, M. Lewis..... 9/4/99 at Phi
8	Thurman (3), Kluszewski (2), Robinson (2), Post 8/18/56 vs Mil
7	Accomplished 8 times, most recently Cairo (2), Hanigan (2), Votto, Frazier, Bruce 8/13/11 vs SD

* National League Record

Individual Records

Hits	6 (4x), Tony Cuccinello, 8/13/1931 at Boston (G1); Ernie Lombardi, 5/9/1937 at Philadelphia; Walker Cooper, 7/6/1949 vs Chicago; Phillip Ervin, 7/13/2019 at Colorado
Doubles	4 (many times), Last: Billy Hatcher, 8/21/1990 vs Chicago
Triples.....	3 (7x), Last: Herm Winningham, 8/15/1990 at St. Louis
Home Runs.....	4, Scooter Gennett, 6/6/2017 vs St. Louis
Hitting For Cycle.....	1 (5x), Last: Eric Davis, 6/2/1989 vs San Diego
Most Grand Slams.....	1 (many times)
Most Total Bases	17, Scooter Gennett, 6/6/2017 vs St. Louis
RBI.....	10 (2x), Walker Cooper, 7/6/1949 vs Chicago & Scooter Gennett, 6/6/2017 vs St. Louis
Runs	5 (many times), Last: Sean Casey & Jeffrey Hammonds, 5/19/1999 at Colorado
Walks.....	5 (4x), Hughie Critz, 5/28/1926 at StL; Johnny Bench, 7/22/1979 at Chi; Joey Votto (2x), 9/23/2013 vs NYM & 8/27/2017 vs Pit
Strikeouts.....	5 (8x), Last: Eugenio Suárez, 8/15/2018 vs Cleveland
Stolen Bases	5 (2x), Ryan Freel, 7/27/2005 at Los Angeles Dodgers & Billy Hamilton, 6/14/2015 at Chicago Cubs
Hits in One Inning	2 (many times), Last: Eugenio Suárez, 9/8/2018 vs San Diego (2nd inning)
Doubles in One Inning	2 (many times), Last: Jay Bruce 5/11/2013 vs Milwaukee (3rd inning)
Triples in One Inning.....	2, Curt Walker, 1926 (na)
Home Runs in One Inning.....	2 (2x), Ray Knight, 5/13/1980 vs New York (5th inning); Aaron Boone, 8/9/2002 vs San Diego (1st inning)
Consecutive Innings, RBI.....	7 (2x), Joe Morgan, 8/19/1974 vs Philadelphia (2nd, 3rd innings); Joe Oliver, 8/29/1996 at Colorado (5th, 6th innings)

Reds with 3 Home Runs in a Game

Jake Beckley	at StL.....	9/26/1897
Alex Kampouris	at Phi.....	5/9/1937
Walker Cooper	vs StL.....	7/6/1949
Gus Bell	at Phi.....	7/21/1955
Smoky Burgess	vs Pit.....	7/29/1955
Gus Bell	at Chi.....	5/29/1956
Ed Bailey	at Brkln.....	6/24/1956
Ted Kluszewski	at StL.....	7/1/1956
Bob Thurman.....	vs Mil.....	8/18/1956
Frank Robinson	vs StL.....	8/22/1959
Art Shamsky	vs Pit.....	8/12/1966
Johnny Bench.....	vs StL.....	7/26/1970
Johnny Bench.....	at Phi.....	5/9/1973
George Foster	vs Atl.....	7/14/1977
Pete Rose	at NYM.....	4/29/1978
Johnny Bench.....	at SD.....	5/29/1980
Eric Davis	at SF.....	9/10/1986
Eric Davis	at Phi.....	5/3/1987
Barry Larkin	vs Hou.....	6/28/1991
Reggie Sanders.....	vs Col.....	8/15/1995
Willie Greene	vs Chi.....	9/24/1996

Bret Boone.....	at Chi.....	9/20/1998
Jeffrey Hammonds	at Col.....	5/19/1999
Greg Vaughn	at Chi.....	9/7/1999
Russell Bryanan	at SD.....	8/4/2002
Aaron Boone.....	vs SD.....	8/9/2002
Aaron Boone.....	vs StL.....	5/8/2003
Joey Votto (R).....	vs Chi.....	5/7/2008
Jonny Gomes	vs Wsh.....	8/13/2009
Drew Stubbs.....	at Chi.....	7/4/2010
Jay Bruce.....	vs Chi.....	8/27/2010
Chris Heisey	vs NYY.....	6/22/2011/g2
Joey Votto.....	vs Wsh.....	5/13/2012
Joey Votto.....	vs Phi.....	6/9/2015
Scouter Gennett (4*).....	vs StL.....	6/6/2017
Derek Dietrich	vs Pit.....	5/28/2019
Aristides Aquino (R).....	vs Chi.....	8/10/2019
Eugenio Suárez	at Pit.....	9/5/2020

* Club record (18 Major League players have hit 4 HR in a game)
 30 Reds players hit 3 homers in a game, accomplished 38 times
 (R) Votto & Aquino are the only Reds rookies with 3 HR in a game

Reds with 3 Triples in a Game

Long John Reilly.....	6/14, 1890
Bid McPhee.....	6/28, 1890
Long John Reilly.....	10/3, 1891
Jake Beckley.....	5/19, 1898
Mike Donlin.....	9/22, 1903
Miller Huggins.....	10/8, 1904
Herm Winningham.....	8/15, 1990

Reds with 4 Stolen Bases in a Game

Dick Hoblitzell.....	1911.....	9/27 (Boston)
Joe Morgan.....	1975.....	9/14 (at San Francisco)
Ken Griffey Sr.....	1976.....	5/30 (Los Angeles)
Gary Redus	1984.....	4/28 (San Francisco)
Gary Redus	1984.....	6/3 (Atlanta)
Eddie Milner.....	1985.....	9/26 (Atlanta)
Eric Davis	1986.....	7/24 (Montreal)
Deion Sanders.....	1997.....	4/14 (Atlanta)
Felipe Lopez.....	2006.....	5/10 (Washington)
Ryan Freel (5sb).....	2005.....	7/27 (at Los Angeles)
Billy Hamilton.....	2013.....	9/18 (at Houston)
Billy Hamilton (5sb).....	2015.....	6/14 (at Chicago)
Billy Hamilton.....	2015.....	6/29 (Minnesota)
Billy Hamilton.....	2016.....	8/7 (at Pittsburgh)

Reds Stealing 2nd, 3rd and Home in One Inning

Hans Lobert.....	9/27/08
Dode Paskert.....	5/23/10
Greasy Neale.....	8/15/19

Reds Hitting for the Cycle

Player	Date	Opponent
Mike Mitchell.....	8/19/11 (G2).....	New York
Heinie Groh.....	7/5/15 (G2).....	Chicago
Harry Craft.....	6/8/40.....	Brooklyn
Frank Robinson	5/2/59.....	Los Angeles
Eric Davis	6/2/89.....	San Diego

Mill's **Christian Yelich** hit the last 2 cycles vs the Reds, both in 2018, on 8/29/18 at Great American Ball Park & 9/17/18 at Miller Park

Reds Hitting HR in 1st Career Plate Appearance

Clyde Volmer.....	5/31/42/g2 vs Pittsburgh (first pitch)
Ted Tappe.....	9/14/50/g1 at Brooklyn (pinch-hit)
Tyler Stephenson	7/27/2020 vs Chicago Cubs

Reds Switch-Hit HR in a Game, Both Sides of the Plate

Pete Rose.....	8/30/66 vs St. Louis (off Jackson, Dennis)
Pete Rose.....	8/2/67 vs Atlanta (off Lemaster, Upshaw)
Javier Valentin.....	7/17/05 vs Colorado (off Wright, Fuentes)

Reds Pitchers with Grand Slams

Ice Box Chamberlain.....	4/30/1892 vs Wsh (ISP)
Al Hollingsworth.....	5/28/36 at Chicago
Bob Purkey.....	8/1/59 vs Chicago
Anthony DeSclafani.....	6/23/18 vs Chicago
Michael Lorenzen.....	6/30/18 vs Mil (as a pinch-hitter)

Reds Pitchers with 2 Home Runs in a Game

Frank Foreman.....	7/4/1895 at Chicago
Bucky Walters.....	5/20/45 at Boston

Reds Batters With 5 Strikeouts In A Game

Deron Johnson.....	8/29/1964 vs Hou (11 inn.)
Deron Johnson.....	9/30/1964 vs Pit (16 inn.)
Pete Rose.....	8/15/1970 vs Phi (14 inn.)
George Foster	8/8/1972 vs LAD (19 inn.)
Eric Davis	4/25/1987 at Hou (10 Inn.)
Adam Dunn.....	8/20/2002 at Ari (9 inn.)
Jay Bruce.....	8/28/2014 vs Cubs (9 inn.)
Eugenio Suárez.....	8/15/2018 vs Cle (9 inn.)

On June 2, 1989 vs the Padres at Riverfront Stadium, **Eric Davis** became the fifth and last player in Reds history to hit for the cycle. The center fielder doubled in the first inning, singled in the third, homered in the fourth and completed the feat with a run-scoring triple to right-center field in the seventh.

HOME RUNS AT GREAT AMERICAN BALL PARK (2003 - 2020)

In the 18 seasons since it opened in 2003, **770 players** hit at least 1 home run at **GABP**, including **1,782 HR** by **136 Reds batters** and **1,931 HR** by **676 opponents**.

Lists Courtesy Elias Sports Bureau

All-Time Home Runs (3,713)

Joey Votto	162
Jay Bruce	137
Adam Dunn	126
Brandon Phillips	113
Eugenio Suárez	83
Ken Griffey Jr.	68
Todd Frazier	63
Edwin Encarnacion ..	44
Adam Duvall	39
Zack Cozart	39
Drew Stubbs	35
Ryan Ludwick	31
Scooter Gennett	31
Devin Mesoraco	30
Austin Kearns	29
Jonny Gomes	29
Scott Rolen	29
David Ross	29
Jason LaRue	28
Ryan Braun	28
Rich Aurilia	27
Chris Heisey	27
Tucker Barnhart	27

By 136 Reds Home Runs (1,782)

Joey Votto	162
Jay Bruce	135
Adam Dunn	124
Brandon Phillips	113
Eugenio Suárez	83
Ken Griffey Jr.	68
Todd Frazier	63
Adam Duvall	39
Zack Cozart	39
Edwin Encarnacion ..	38
Drew Stubbs	35
Devin Mesoraco	30
Jonny Gomes	29
Austin Kearns	28
Tucker Barnhart	27
Chris Heisey	27
Scooter Gennett	26
Scott Schebler	26
Jason LaRue	26
David Ross	26
Wily Mo Pena	25
Jesse Winker	24

By 676 Opponents Home Runs (1,931)

Ryan Braun	28
Lance Berkman	23
Anthony Rizzo	21
Albert Pujols	20
Andrew McCutchen ..	19
Aramis Ramirez	18

HOME RUNS BY PARK, 2020

Yankee Stadium	107
Great American Ball Park	105
Angel Stadium	100
Dodger Stadium	99
Citizens Bank Park	97
PETCO Park	92
Guaranteed Rate Field	92
Fenway Park	91
Citi Field	90
Camden Yards	88
Oracle Park	85
Truist Park	84
Coors Field	78
Nationals Park	77
Miller Park	74
Chase Field	73
Target Field	69
PNC Park	69
Wrigley Field	69
Sahlen Field (Buffalo, Tor) ..	67
Kauffman Stadium	67
Globe Life Field	66
Comerica Park	65
Tropicana Field	63
RingCentral Coliseum (Oak) ..	61
Progressive Field	60
T-Mobile Park	56
Busch Stadium	55
Marlins Park	53
Minute Maid Park	52

Lists courtesy Elias Sports Bureau

HOME RUNS BY PARK, 2003-2020

Great American Ball Park	3,713
Oriole Park, Camden Yards	3,635
Guaranteed Rate Field	3,568
Coors Field	3,487
Globe Life Park in Arlington ...	3,452
Miller Park	3,406
Rogers Centre	3,394
Citizens Bank Park	3,255
Minute Maid Park	3,167
Chase Field	3,130

HOMERLESS GAMES

There have been only **118 homerless games** in the 18-year, 1,404-game history of **Great American Ball Park**, including a single-season record **14** in **2014**...only 4 times were there streaks of at least 2 straight games without a home run by either team: **8/6-8/7, 2005 vs Fla (2g); 4/5-4/6, 2011 vs Hou (2g), 9/12/12 vs Pit & 9/21/12 vs LAD (2g); 7/25-7/27, 2014 vs Wsh (3g).**

Home Runs by Year

Year	By Reds	By Opp	Total
2003.....	97	118	215
2004.....	92	128	220
2005.....	126	120	246
2006.....	124	117	241
2007.....	117	114	231
2008.....	103	111	214
2009.....	94	93	187
2010.....	102	82	184
2011.....	105	104	209
2012.....	103	96	199
2013.....	82	102	184
2014.....	77	88	165
2015.....	88	95	183
2016.....	88	140	228
2017.....	117	127	244
2018.....	98	135	233
2019.....	114	111	225
2020*.....	55	50	105
Totals	1,782	1,931	3,713

* 60-game season due to COVID-19 pandemic

500-Foot Home Runs At GABP

ADunn.....	535	8/10/04 (Lima)
JFrancisco	502	9/12/11 (RLopez)

Home Run Distances At GABP

Top left power stack	423 feet
Middle of words Cincinnati Bell....	435 feet
Bottom of LF main scoreboard	435 feet
Center of RF scoreboard	434 feet
Front tire of Toyota truck	500 feet

GABP Single-Game Homer Highs

10, 4/14/14 vs Pit.....	Pit 6, Cin 4
9, 8/29/18 vs Mil	Mil 5, Cin 4
9, 7/26/18 vs Phi.....	Phi 7, Cin 2
9, 5/27/12 vs Col.....	Col 5, Cin 4

GABP Single-Game Team HR Records

Reds	7 (3x)
	8/13/11 vs SD
	(Cairo 2, Hanigan 2, Votto, Frazier, Bruce)
	5/7/08 vs ChiN, 9/19/08 vs Mil
Opponent	7 (2x)
	7/26/2018 vs Phi
	(Hoskins 2, Santana, Williams 2, Franco 2)
	8/22/16 vs LAD

Homers At GABP By AL Pitchers (3)

Chi's Jon Garland	6/18/06 (Yan)
Cle's CC Sabathia	5/21/05 (Ramirez)
Tex' Yu Darvish	8/24/16 (Adleman)

Grand Slams At GABP By Pitchers (3)

M. Lorenzen (PH) ...	6/30/18 (Barnes, Mil)
A. DeSclafani	6/23/18 (Duensing, Chc)
Chris Carpenter	10/1/09 (Kip Wells)

Inside-The-Park HR At GABP (4)

Eric Young, Mil	5/1/03 (JAustin)
Chase Utley, Phi	9/25/05 (Keisler)
Drew Stubbs	6/17/11 vs Tor (Reyes)
Chris Heisey	8/3/12 vs Pit (Rodriguez)

YEAR-BY-YEAR TEAM PITCHING STATISTICS - SINCE 1900

Year	ERA	R	ER	CG	SHO	SV	BB	SO	Year	ERA	R	ER	CG	SHO	SV	BB	SO
1900	3.83	745	542	118	9	1	404	399	1964	3.07	#566	500	54	14	35	436	#1122
1901	4.17	818	586	126	4	0	365	542	1965	3.88	704	628	43	9	34	587	#1113
1902	2.67	566	368	130	9	1	352	430	1966	4.08	702	651	28	10	35	490	1043
1903	3.07	656	420	#126	11	1	378	480	1967	3.05	563	497	34	#18	39	498	#1065
1904	2.34	547	362	142	12	2	343	502	1968	^3.56	673	590	24	16	#38	573	963
1905	3.01	698	457	119	10	2	439	547	1969	4.11	768	669	23	11	#44	611	818
1906	2.69	582	409	126	12	5	470	567	1970	3.69	681	592	32	15	#60	592	843
1907	2.41	519	362	118	10	2	444	481	1971	3.35	581	537	27	11	38	501	750
1908	2.37	544	365	110	17	8	415	433	1972	3.21	557	504	25	15	#60	435	806
1909	2.52	599	345	91	10	8	510	477	1973	3.40	621	556	39	#17	43	518	801
1910	3.08	684	475	86	16	11	528	497	1974	3.41	631	556	34	11	#27	536	875
1911	3.26	706	516	77	4	12	476	557	1975	3.37	586	546	22	8	#50	487	663
1912	3.42	722	524	86	13	10	452	561	1976	3.51	633	574	33	12	#45	491	790
1913	3.46	717	531	71	10	10	456	522	1977	4.21	725	672	33	12	32	544	868
1914	2.94	651	453	74	15	#15	489	607	1978	3.81	688	613	16	10	46	567	908
1915	2.84	585	452	80	19	12	497	572	1979	3.58	644	573	27	10	40	485	773
1916	3.10	617	485	86	7	6	461	569	1980	3.85	670	624	30	12	37	506	833
1917	2.70	611	419	94	12	6	402	488	1981	3.73	440	400	25	14	20	393	593
1918	3.00	496	381	84	14	6	381	321	1982	3.66	661	594	22	7	31	570	998
1919	2.23	#401	316	89	#23	9	298	407	1983	3.98	710	637	34	5	29	627	934
1920	2.90	569	448	90	12	9	393	435	1984	4.16	747	675	25	6	25	578	946
1921	3.46	649	524	83	7	9	305	408	1985	3.71	666	598	24	11	45	535	910
1922	3.53	677	543	#88	8	3	#326	357	1986	3.91	732	638	14	8	45	524	924
1923	#3.21	#629	496	88	11	9	#359	450	1987	4.24	752	684	7	6	44	485	919
1924	#3.12	#579	478	77	14	9	#293	451	1988	3.35	596	542	24	13	43	504	934
1925	#3.38	#643	517	#92	#11	12	#324	437	1989	3.73	691	607	16	9	37	559	981
1926	3.42	651	535	88	#14	8	#324	424	1990	3.39	#597	548	14	12	#50	543	1029
1927	3.54	653	538	87	12	12	#316	407	1991	3.83	691	613	7	11	43	560	997
1928	3.94	686	600	68	11	11	410	355	1992	3.46	609	557	9	11	#55	470	#1060
1929	4.41	760	671	75	5	8	413	347	1993	4.51	785	719	11	8	37	508	996
1930	5.08	857	754	61	6	11	#394	361	1994	3.78	#609	436	6	6	27	339	799
1931	4.22	742	631	70	7	6	399	317	1995	4.03	623	578	8	10	38	424	903
1932	3.79	715	587	#83	6	6	#276	359	1996	4.32	773	692	6	8	#52	591	1089
1933	3.42	643	514	74	13	8	#257	310	1997	4.41	764	710	5	8	#49	558	1159
1934	4.37	801	654	51	3	19	389	438	1998	4.44	760	711	6	8	42	573	1098
1935	4.30	772	648	59	9	13	438	500	1999	3.98	711	647	6	#11	#55	636	1081
1936	4.22	760	641	50	6	23	418	459	2000	4.33	765	700	8	7	42	659	1015
1937	3.94	707	595	64	10	#18	533	581	2001	4.77	850	765	2	2	35	515	943
1938	3.62	634	548	72	11	16	463	542	2002	4.27	774	690	2	8	42	550	980
1939	#3.27	#595	510	#86	13	9	499	#637	2003	5.09	886	818	4	5	38	590	932
1940	#3.05	#528	477	#91	10	11	445	557	2004	5.21	907	836	5	2	47	572	992
1941	3.17	#564	488	#89	#19	10	510	627	2005	^5.15	#889	#820	^2	^1	^31	492	955
1942	2.82	545	442	#80	12	8	526	616	2006	4.51	801	725	#9	10	36	^464	1053
1943	3.13	543	488	78	18	17	579	498	2007	4.94	853	#796	6	7	34	482	1068
1944	2.97	537	461	#93	17	12	#390	369	2008	4.55	800	729	2	6	34	557	1227
1945	4.00	694	607	77	11	6	534	372	2009	4.18	723	677	6	12	41	577	1069
1946	3.08	570	484	69	17	11	#467	506	2010	4.01	685	648	4	9	43	524	1130
1947	4.41	755	669	54	13	13	589	633	2011	4.16	720	678	4	5	39	539	1112
1948	4.47	752	667	40	8	20	572	599	2012	3.34	^588	540	#9	12	#56	427	1248
1949	4.34	770	676	55	10	6	640	538	2013	3.38	589	554	5	2	43	435	#1296
1950	4.32	734	652	67	7	13	582	686	2014	3.59	612	576	5	3	44	507	1290
1951	3.70	667	572	55	14	#23	490	584	2015	4.33	754	700	2	8	35	544	1252
1952	4.01	659	607	56	11	12	517	579	2016	4.91	854	786	2	8	28	#636	1241
1953	4.64	788	704	47	7	15	488	506	2017	^5.17	#869	#821	2	8	33	#631	1300
1954	4.50	763	684	34	8	27	547	537	2018	4.63	#819	741	1	6	38	532	1258
1955	3.95	684	598	38	#12	22	#443	576	2019	4.18	711	668	^40	10	46	536	#1552
1956	3.85	658	594	47	4	29	458	653	2020*	3.84	243	215	#3	5	9	213	#615
1957	4.62	781	716	40	5	#29	429	707									
1958	3.73	621	574	50	7	20	#419	705									
1959	4.31	738	650	44	7	#26	456	690									
1960	4.00	692	618	33	8	#35	442	740									
1961	3.78	#653	575	46	#12	#40	500	829									
1962	3.75	685	609	51	13	35	567	964									
1963	3.29	594	526	55	22	#36	425	1048									

Led National League, ^ Last in NL, ^^ Fewest in Majors & club record

* 60-game season in 2020 due to COVID-19 pandemic

YEARLY INDIVIDUAL PITCHING LEADERS

Games

1900	Scott.....	42	1931	Johnson.....	42	1961	Brosnan.....	53	1991	Power.....	68
1901	Hahn.....	42	1932	Johnson.....	42	1962	Brosnan.....	48	1992	Charlton.....	64
1902	Hahn.....	36	1933	Frey.....	37	1963	Worthington.....	50	1993	Reardon.....	58
1903	Hahn.....	34	1934	Derringer.....	47	1964	Ellis.....	52	1994	McElroy.....	52
1904	Hahn,Harper.....	35	1935	Derringer.....	45	1965	McCool.....	62	1995	Carrasco.....	64
1905	Overall.....	42	1936	Derringer.....	*51	1966	Nottebart.....	59	1996	Shaw.....	78
1906	Weimer.....	41	1937	Grissom.....	50	1967	Abernathy.....	*70	1997	Belinda.....	84
1907	Ewing.....	41	1938	Derringer.....	41	1968	Abernathy.....	*78	1998	White.....	69
1908	Ewing.....	37	1939	Moore,Thompson.....	42	1969	Granger.....	*90	1999	Sullivan.....	79
1909	Gaspar.....	44	1940	Derringer,Beggs.....	37	1970	Granger.....	67	2000	Sullivan.....	79
1910	Gaspar.....	48	1941	Walters,Beggs.....	37	1971	Granger.....	*70	2001	Sullivan.....	79
1911	Gaspar.....	44	1942	Beggs.....	38	1972	Carroll.....	*65	2002	Sullivan.....	71
1912	Benton.....	*50	1943	Shoun.....	45	1973	Borbon.....	80	2003	Reitsma, Heredia.....	57
1913	Johnson.....	44	1944	Shoun.....	38	1974	Borbon.....	73	2004	Riedling.....	70
1914	Ames.....	47	1945	Fox.....	45	1975	McEnaney.....	70	2005	Mercker.....	78
1915	Dale.....	49	1946	Gumbert.....	36	1976	Eastwick.....	71	2006	Coffey.....	81
1916	Schneider,Schulz.....	44	1947	Gumbert.....	46	1977	Borbon.....	73	2007	Weathers.....	70
1917	Schneider.....	46	1948	Gumbert.....	*61	1978	Bair.....	70	2008	Affeldt.....	74
1918	Eller.....	37	1949	Raffensberger.....	41	1979	Bair.....	65	2009	Masset.....	74
1919	Eller.....	38	1950	Wehmeier.....	41	1980	Hume.....	78	2010	Masset.....	82
1920	Ring.....	42	1951	FSmith.....	50	1981	Hume.....	51	2011	Bray.....	79
1921	Luque.....	41	1952	FSmith.....	53	1982	Price.....	59	2012	Marshall.....	73
1922	Couch.....	43	1953	FSmith.....	50	1983	Scherer.....	73	2013	Hoover.....	69
1923	Rixey,Donohue.....	42	1954	FSmith.....	50	1984	Power.....	*78	2014	LeCure.....	62
1924	Sheehan.....	39	1955	Freeman.....	52	1985	Franco.....	67	2015	Badenhop.....	68
1925	Donohue.....	*42	1956	Freeman.....	64	1986	Franco.....	74	2016	Wood.....	70
1926	Donohue.....	47	1957	Freeman.....	52	1987	Murphy.....	87	2017	Lorenzen.....	70
1927	May.....	44	1958	Jeffcoat.....	49	1988	Murphy.....	*76	2018	Hughes.....	72
1928	Kolp.....	44	1959	Pena.....	46	1989	Dibble.....	74	2019	Lorenzen.....	73
1929	May.....	41	1960	Brosnan.....	57	1990	Dibble.....	68	2020	Iglesias.....	22
1930	Frey.....	44									

* Led league

Games Started

1900	Hahn.....	37	1931	Johnson.....	31	1961	O'Toole.....	35	1991	Browning.....	36
1901	Hahn.....	42	1932	Lucas.....	31	1962	Purkey,Jay.....	37	1992	Belcher.....	34
1902	Hahn.....	36	1933	Derringer.....	31	1963	Maloney.....	33	1993	Rijo.....	*36
1903	Hahn.....	34	1934	Derringer,Johnson.....	31	1964	Maloney.....	31	1994	Rijo.....	*26
1904	Harper.....	35	1935	Derringer.....	33	1965	Ellis.....	39	1995	Schourek.....	29
1905	Overall.....	39	1936	Derringer.....	*37	1966	Ellis.....	36	1996	Smiley.....	34
1906	Weimer.....	39	1937	Grissom.....	30	1967	Pappas,Nolan.....	32	1997	Morgan.....	30
1907	Ewing.....	37	1938	Derringer.....	37	1968	Culver.....	35	1998	Tomko.....	34
1908	Ewing.....	32	1939	Walters.....	*36	1969	Merritt.....	36	1999	Harnisch.....	33
1909	Fromme.....	34	1940	Derringer.....	*37	1970	Nolan.....	37	2000	Parris.....	33
1910	Gaspar.....	31	1941	Walters.....	35	1971	Nolan.....	35	2001	Dessens.....	34
1911	Gaspar.....	32	1942	Vander Meer,Starr.....	33	1972	Billingham.....	31	2002	Haynes.....	34
1912	Benton.....	*39	1943	Vander Meer.....	*36	1973	Billingham.....	*40	2003	Wilson.....	28
1913	Johnson.....	31	1944	Walters.....	32	1974	3 pitchers tied.....	35	2004	Wilson.....	29
1914	Ames.....	36	1945	Heusser.....	30	1975	Nolan,Billingham.....	32	2005	Milton.....	34
1915	Dale,Schneider.....	35	1946	VndrMeer,BIckwell.....	25	1976	Nolan.....	34	2006	Arroyo, Harang.....	*35
1916	Toney.....	38	1947	Blackwell.....	33	1977	Nolan.....	34	2007	Arroyo, Harang.....	34
1917	Toney,Schneider.....	42	1948	Vander Meer.....	33	1978	Seaver.....	36	2008	Arroyo.....	*34
1918	Schneider.....	30	1949	Raffensberger.....	*38	1979	Seaver,LaCoss.....	32	2009	Arroyo.....	33
1919	Eller.....	30	1950	Raffensberger.....	35	1980	LaCoss.....	29	2010	Arroyo.....	33
1920	Ring,Ruether.....	33	1951	Raffensberger.....	33	1981	Soto.....	*25	2011	Arroyo.....	32
1921	Rixey,Luque.....	36	1952	Raffensberger.....	33	1982	Soto,Berenyi.....	34	2012	Bailey, Cueto, Latos.....	*33
1922	Rixey.....	*38	1953	Raffensberger.....	26	1983	Soto.....	34	2013	Arroyo, Bailey, Latos.....	32
1923	Luque,Rixey.....	37	1954	Fowler.....	29	1984	Soto.....	33	2014	Cueto.....	*34
1924	Donohue.....	32	1955	Nuxhall.....	33	1985	Browning.....	38	2015	DeSclafani.....	31
1925	Donohue.....	*38	1956	Nuxhall.....	32	1986	Browning.....	*39	2016	Straily, Finnegan.....	21
1926	Donohue.....	*38	1957	Lawrence.....	32	1987	Power.....	34	2017	Feldman.....	21
1927	Rixey.....	29	1958	Purkey.....	34	1988	Browning.....	*36	2018	Castillo.....	31
1928	Rixey.....	*37	1959	Purkey.....	33	1989	Browning.....	*37	2019	Castillo.....	32
1929	Lucas.....	32	1960	Purkey,Hook.....	33	1990	Browning.....	*35	2020	Castillo.....	12
1930	Lucas,Frey.....	28									

* Led league

Complete Games

1900	Scott	31	1931	Lucas	*24	1961	Jay	14	1991	Rijo	3
1901	Hahn	*41	1932	Lucas	*28	1962	Purkey	18	1992	Swindell	5
1902	Hahn	35	1933	Lucas	21	1963	Nuxhall	14	1993	Belcher	4
1903	Hahn	34	1934	Derringer	18	1964	Maloney	11	1994	Browning,Rijo	2
1904	Hahn	33	1935	Derringer	20	1965	Ellis	15	1995	Wells	3
1905	Overall	32	1936	Derringer	13	1966	Maloney	10	1996	Smiley, Jarvis	2
1906	Weimer	31	1937	Grissom	14	1967	Nolan, Ellis	8	1997	Remlinger, Burba	2
1907	Ewing	32	1938	Derringer	*26	1968	Maloney	8	1998	Harnisch	2
1908	Ewing	23	1939	Walters	*31	1969	Merritt	8	1999	Harnisch, Parris	2
1909	Fromme	22	1940	Walters	*29	1970	Merritt	12	2000	Harnisch	3
1910	Suggs	23	1941	Walters	*27	1971	Nolan	9	2001	Davis, Dessens	1
1911	Suggs	17	1942	VndrMeer, Walters	21	1972	Billingham	8	2002	Reitsma, Dempster	1
1912	Suggs	25	1943	VndrMeer, Walters	21	1973	Billingham	16	2003	Graves	2
1913	Johnson	13	1944	Walters	27	1974	Gullett	10	2004	Lidle	3
1914	Ames	18	1945	Heusser	18	1975	Gullett	8	2005	Harang, Ortiz	1
1915	Dale	20	1946	Beggs	14	1976	Norman	8	2006	Harang	*6
1916	Toney	21	1947	Blackwell	*23	1977	Seaver	14	2007	Harang, Lohse	2
1917	Toney	31	1948	Vander Meer	14	1978	Seaver	8	2008	Arroyo, Harang	1
1918	Schneider	17	1949	Raffensberger	20	1979	Seaver	9	2009	Arroyo	3
1919	Sallee	22	1950	Blckwll, Raffnsbrgr	18	1980	Pastore	9	2010	Arroyo	2
1920	Ruether	23	1951	Raffensberger	14	1981	Soto	10	2011	Cueto	3
1921	Luque	25	1952	Raffensberger	18	1982	Soto	13	2012	4 pitchers	2
1922	Rixey	26	1953	Baczewski	10	1983	Soto	*18	2013	Bailey, Arroyo	2
1923	Luque	28	1954	Fowler	8	1984	Soto	*13	2014	Cueto	4
1924	Donohue	16	1955	Nuxhall	14	1985	Soto	9	2015	Cueto, Leake	1
1925	Donohue	*27	1956	Klippstn, Lawmce	11	1986	Gullickson	6	2016	DeSclafani, Finnegan	1
1926	Mays	*24	1957	Lawrence	12	1987	Gullickson	3	2017	Bonilla, Feldman	1
1927	Lucas	19	1958	Purkey	17	1988	Jackson	*15	2018	Bailey	1
1928	Rixey	17	1959	Newcombe	17	1989	Browning	9	2019	None	0
1929	Lucas	*28	1960	Purkey	11	1990	Rijo	7	2020	Bauer	*2
1930	Lucas	18									* Led league

Earned Run Average

1900	Hahn	3.27	1931	Benton	3.35	1961	O'Toole	3.10	1991	Rijo	2.51
1901	Hahn	2.71	1932	Lucas	2.94	1962	Purkey	2.81	1992	Rijo	2.56
1902	Hahn	1.77	1933	Derringer	3.23	1963	Nuxhall	2.61	1993	Rijo	2.48
1903	Hahn	2.52	1934	Frey	3.52	1964	O'Toole	2.66	1994	Rijo	3.08
1904	Hahn	2.05	1935	Derringer	3.51	1965	Maloney	2.54	1995	Schourek	3.22
1905	Ewing	2.51	1936	Schott	3.80	1966	Maloney	2.80	1996	Smiley	3.64
1906	Weimer	2.22	1937	Schott	2.98	1967	Nolan	2.58	1997	Morgan	4.78
1907	Ewing	1.73	1938	Derringer	2.93	1968	Culver	3.22	1998	Harnisch	3.14
1908	Coakley	1.86	1939	Walters	*2.29	1969	Maloney	2.77	1999	Harnisch	3.68
1909	Fromme	1.90	1940	Walters	*2.48	1970	Simpson	3.02	2000	Parris	4.81
1910	Suggs	2.40	1941	Riddle	*2.24	1971	Gullett	2.65	2001	Brower	4.48
1911	Keefe	2.69	1942	Vander Meer	2.43	1972	Nolan	1.99	2002	Dessens	3.03
1912	Fromme	2.74	1943	Riddle	2.63	1973	Billingham	3.04	2003	Wilson	4.64
1913	Ames	2.88	1944	Heusser	*2.38	1974	Gullett	3.04	2004	Wilson	4.36
1914	Douglas	2.56	1945	Walters	2.68	1975	Nolan	3.16	2005	Harang	3.83
1915	Toney	1.58	1946	Beggs	3.80	1976	Zachry	2.74	2006	Arroyo	3.29
1916	Toney	2.28	1947	Blackwell	2.47	1977	Seaver	2.34	2007	Harang	3.73
1917	Schneider	2.10	1948	Vander Meer	3.41	1978	Seaver	2.88	2008	Volquez	3.21
1918	Eller	2.36	1949	Rafensberger	3.39	1979	Hume	2.76	2009	Arroyo	3.84
1919	Ruether	1.81	1950	Blackwell	2.97	1980	Soto	3.07	2010	Cueto	3.64
1920	Ruether	2.47	1951	Blckwll, Rfnsbrgr	3.44	1981	Seaver	2.54	2011	Leake	3.86
1921	Rixey	2.78	1952	Rafensberger	2.81	1982	Soto	2.79	2012	Cueto	2.78
1922	Donohue	3.12	1953	Baczewski	3.45	1983	Soto	2.70	2013	Latos	3.16
1923	Luque	*1.93	1954	Fowler	3.83	1984	Soto	3.53	2014	Cueto	2.25
1924	Rixey	2.76	1955	Nuxhall	3.47	1985	Browning	3.55	2015	DeSclafani	4.05
1925	Luque	*2.63	1956	Nuxhall	3.72	1986	Gullickson	3.38	2016	DeSclafani	3.28
1926	Mays	3.14	1957	Lawrence	3.52	1987	Power	4.50	2017	Castillo	3.12
1927	Luque	3.19	1958	Haddix	3.52	1988	Rijo	2.39	2018	Castillo	4.30
1928	Kolp	3.19	1959	Newcombe	3.16	1989	Browning	3.39	2019	Gray	2.87
1929	Lucas	3.60	1960	Purkey	3.60	1990	Rijo	2.70	2020	Bauer	*1.73
1930	Kolp	4.22									* Led league

Wins

1900 Scott.....	17	1931 Lucas.....	14	1961 Jay.....	*21	1991 Rijo.....	15
1901 Hahn.....	22	1932 Johnson, Lucas.....	13	1962 Purkey.....	23	1992 Belcher, Rijo.....	15
1902 Hahn.....	23	1933 Lucas, Benton.....	10	1963 Maloney.....	23	1993 Rijo.....	14
1903 Hahn.....	22	1934 Derringer.....	15	1964 O'Toole.....	22	1994 Smiley.....	11
1904 Harper.....	23	1935 Derringer.....	22	1965 Ellis.....	17	1995 Schourek.....	18
1905 Ewing.....	20	1936 Derringer.....	19	1966 Maloney.....	16	1996 Smiley.....	13
1906 Weimer.....	20	1937 Grissom.....	12	1967 Pappas.....	16	1997 Burba, Tomko.....	11
1907 Ewing, Coakley.....	17	1938 Derringer.....	21	1968 Maloney.....	16	1998 Harnisch.....	14
1908 Ewing, Spade.....	17	1939 Walters.....	*27	1969 Merritt.....	17	1999 Harnisch.....	16
1909 Fromme, Gaspar.....	19	1940 Walters.....	*22	1970 Merritt.....	20	2000 Parris.....	12
1910 Suggs.....	20	1941 Riddle, Walters.....	19	1971 Gullett.....	16	2001 Dessens.....	10
1911 Suggs.....	15	1942 Vander Meer.....	18	1972 Nolan.....	15	2002 Haynes.....	15
1912 Suggs.....	19	1943 Riddle.....	*21	1973 Billingham.....	19	2003 Reitsma.....	9
1913 Johnson.....	14	1944 Walters.....	*23	1974 Billingham.....	19	2004 Wilson.....	11
1914 Benton.....	16	1945 Bowman, Heusser.....	11	1975 3 pitchers tied.....	15	2005 Harang.....	11
1915 Dale.....	18	1946 Beggs.....	12	1976 Nolan.....	15	2006 Harang.....	*16
1916 Toney.....	14	1947 Blackwell.....	*22	1977 Seaver, Norman.....	14	2007 Harang.....	16
1917 Toney.....	24	1948 Vander Meer.....	17	1978 Seaver.....	16	2008 Volquez.....	17
1918 Eller.....	16	1949 Raffensberger.....	18	1979 Seaver.....	16	2009 Arroyo.....	15
1919 Sallee.....	21	1950 Blackwell.....	17	1980 Pastore.....	13	2010 Arroyo.....	17
1920 Ring.....	17	1951 Blackwell, Raffnsbrgr.....	16	1981 Seaver.....	*14	2011 Leake.....	12
1921 Rixey.....	19	1952 Raffensberger.....	17	1982 Soto.....	14	2012 Cueto.....	19
1922 Rixey.....	*25	1953 Perkowski.....	12	1983 Soto.....	17	2013 Latos, Leake, Arroyo.....	14
1923 Luque.....	*27	1954 3 pitchers tied.....	12	1984 Soto.....	18	2014 Cueto.....	20
1924 Mays.....	20	1955 Nuxhall.....	17	1985 Browning.....	15	2015 DeSclafani, Leake.....	9
1925 Rixey, Donohue.....	21	1956 Lawrence.....	19	1986 Gullickson.....	15	2016 Straily.....	14
1926 Donohue.....	*20	1957 Lawrence.....	16	1987 3 pitchers tied.....	10	2017 Lorenzen.....	8
1927 Lucas.....	18	1958 Purkey.....	17	1988 Jackson.....	*23	2018 Castillo.....	10
1928 Rixey.....	19	1959 Newcombe, Purkey.....	13	1989 Browning.....	15	2019 Castillo.....	13
1929 Lucas.....	19	1960 Purkey.....	17	1990 Browning.....	15	2020 Bauer, Gray.....	5
1930 Lucas.....	14						

* Led league

Innings Pitched

1900 Scott.....	315.0	1931 Johnson.....	262.1	1961 O'Toole.....	252.2	1991 Browning.....	230.1
1901 Hahn.....	*375.1	1932 Lucas.....	269.1	1962 Purkey.....	288.1	1992 Belcher.....	227.2
1902 Hahn.....	321.0	1933 Derringer.....	231.0	1963 Maloney.....	250.1	1993 Rijo.....	257.1
1903 Hahn.....	296.0	1934 Derringer.....	261.0	1964 O'Toole.....	220.0	1994 Rijo.....	172.1
1904 Hahn.....	297.2	1935 Derringer.....	276.2	1965 Ellis.....	263.2	1995 Schourek.....	190.1
1905 Overall.....	318.0	1936 Derringer.....	282.1	1966 Maloney.....	224.2	1996 Smiley.....	217.1
1906 Weimer.....	304.2	1937 Grissom.....	223.2	1967 Nolan.....	226.2	1997 Morgan.....	162.0
1907 Ewing.....	332.2	1938 Derringer.....	*307.0	1968 Culver.....	226.1	1998 Tomko.....	210.2
1908 Ewing.....	293.2	1939 Walters.....	*319.0	1969 Merritt.....	251.0	1999 Harnisch.....	198.1
1909 Fromme.....	279.1	1940 Walters.....	*305.0	1970 Nolan.....	250.2	2000 Parris.....	192.2
1910 Gaspar.....	275.0	1941 Walters.....	*302.0	1971 Nolan.....	244.2	2001 Dessens.....	205.0
1911 Suggs.....	260.2	1942 Starr.....	276.2	1972 Billingham.....	217.2	2002 Haynes.....	196.2
1912 Suggs.....	303.0	1943 Vander Meer.....	289.0	1973 Billingham.....	293.0	2003 Graves.....	169.0
1913 Johnson.....	269.0	1944 Walters.....	285.0	1974 Gullett.....	243.0	2004 Wilson.....	183.2
1914 Ames.....	297.0	1945 Heusser.....	223.0	1975 Nolan.....	210.2	2005 Harang.....	211.2
1915 Dale.....	296.2	1946 Vander Meer.....	204.1	1976 Nolan.....	239.1	2006 Arroyo.....	*240.2
1916 Toney.....	300.0	1947 Blackwell.....	273.0	1977 Norman.....	221.1	2007 Harang.....	231.2
1917 Toney.....	339.2	1948 Vander Meer.....	232.0	1978 Seaver.....	259.2	2008 Arroyo.....	200.0
1918 Eller.....	217.2	1949 Rafensberger.....	284.0	1979 Seaver.....	215.0	2009 Arroyo.....	220.1
1919 Eller.....	248.1	1950 Blackwell.....	261.0	1980 Soto.....	190.1	2010 Arroyo.....	215.2
1920 Ring.....	266.2	1951 Rafensberger.....	248.2	1981 Soto.....	175.0	2011 Arroyo.....	199.0
1921 Luque.....	304.0	1952 Rafensberger.....	247.0	1982 Soto.....	257.2	2012 Cueto.....	217.0
1922 Rixey.....	*313.1	1953 Perkowski.....	193.0	1983 Soto.....	273.2	2013 Latos.....	210.2
1923 Luque.....	322.0	1954 Fowler.....	227.2	1984 Soto.....	237.1	2014 Cueto.....	*243.2
1924 Rixey.....	238.1	1955 Nuxhall.....	257.0	1985 Browning.....	261.1	2015 DeSclafani.....	184.2
1925 Donohue.....	*301.0	1956 Lawrence.....	218.2	1986 Gullickson.....	244.2	2016 Straily.....	191.1
1926 Donohue.....	*285.2	1957 Lawrence.....	250.1	1987 Power.....	204.0	2017 Adleman.....	122.1
1927 Lucas.....	239.2	1958 Purkey.....	250.0	1988 Jackson.....	260.2	2018 Castillo.....	169.2
1928 Rixey.....	291.1	1959 Newcombe.....	222.0	1989 Browning.....	249.2	2019 Castillo.....	190.2
1929 Lucas.....	270.0	1960 Purkey.....	252.2	1990 Browning.....	227.2	2020 Bauer.....	73.0
1930 Frey.....	245.0						

* Led league

Saves

1900 Scott.....	1	1931 Benton,Frey.....	2	1961 Brosnan,Henry.....	16	1991 Dibble.....	31
1901 None.....		1932 Johnson,Benton.....	2	1962 Brosnan.....	13	1992 Charlton.....	26
1902 Thielman.....	1	1933 Kolp.....	3	1963 Henry.....	14	1993 Dibble.....	19
1903 Ewing.....	1	1934 Derringer.....	4	1964 Ellis.....	14	1994 Brantley.....	15
1904 Keilum.....	2	1935 Brennan.....	5	1965 McCool.....	21	1995 Brantley.....	28
1905 Harper,Johns.....	1	1936 Brennan.....	9	1966 McCool.....	18	1996 Brantley.....	*44
1906 Check.....	3	1937 Grissom.....	6	1967 Abernathy.....	*28	1997 Shaw.....	*42
1907 Coakley,Smith.....	1	1938 Cascarella.....	4	1968 Carroll.....	17	1998 Shaw.....	23
1908 Ewing.....	3	1939 Moore.....	3	1969 Granger.....	27	1999 Graves.....	27
1909 3 pitchers tied.....	2	1940 Beggs.....	*7	1970 Granger.....	*35	2000 Graves.....	30
1910 Gaspar.....	7	1941 Beggs.....	5	1971 Carroll.....	15	2001 Graves.....	32
1911 Gaspar.....	4	1942 Beggs.....	8	1972 Carroll.....	*37	2002 Graves.....	32
1912 Suggs.....	3	1943 Shoun.....	7	1973 Borbon,Carroll.....	14	2003 Williamson.....	21
1913 Brown.....	6	1944 Carter.....	3	1974 Borbon.....	14	2004 Graves.....	41
1914 Ames.....	*6	1945 6 pitchers tied.....	1	1975 Eastwick.....	*22	2005 Weathers.....	15
1915 Benton.....	4	1946 Gumbert.....	4	1976 Eastwick.....	*26	2006 Weathers.....	12
1916 Schultz.....	2	1947 Gumbert.....	10	1977 Borbon.....	18	2007 Weathers.....	33
1917 Ring.....	2	1948 Gumbert.....	*17	1978 Bair.....	28	2008 Cordero.....	34
1918 Toney,Regan.....	2	1949 Gumbert.....	2	1979 Hume.....	17	2009 Cordero.....	39
1919 Ring,Luque.....	3	1950 Blckwll, Wehmeier.....	4	1980 Hume.....	25	2010 Cordero.....	40
1920 Ruether.....	3	1951 FSmith.....	11	1981 Hume.....	13	2011 Cordero.....	37
1921 Luque.....	3	1952 FSmith.....	7	1982 Hume.....	17	2012 Chapman.....	38
1922 3 pitchers tied.....	1	1953 Collum.....	3	1983 Scherrer.....	10	2013 Chapman.....	38
1923 Donohue.....	3	1954 FSmith.....	20	1984 Power.....	11	2014 Chapman.....	36
1924 May.....	*6	1955 Freeman.....	11	1985 Power.....	27	2015 Chapman.....	33
1925 4 pitchers tied.....	2	1956 Freeman.....	18	1986 Franco.....	29	2016 Cingrani.....	17
1926 May.....	3	1957 Freeman.....	8	1987 Franco.....	32	2017 Iglesias.....	28
1927 Nehf.....	4	1958 Jeffcoat.....	9	1988 Franco.....	*39	2018 Iglesias.....	30
1928 Kolp.....	3	1959 Lawrence.....	10	1989 Franco.....	32	2019 Iglesias.....	34
1929 May.....	3	1960 Henry.....	17	1990 Myers.....	31	2020 Iglesias.....	8
1930 Campbell.....	4						

* Led league

Strikeouts

1900 Hahn.....	*132	1931 Johnson.....	95	1961 O'Toole.....	178	1991 Rijo.....	172
1901 Hahn.....	*239	1932 Johnson.....	94	1962 O'Toole.....	170	1992 Rijo.....	171
1902 Hahn.....	142	1933 Derringer.....	86	1963 Maloney.....	265	1993 Rijo.....	*227
1903 Hahn.....	127	1934 Derringer.....	122	1964 Maloney.....	214	1994 Rijo.....	171
1904 Harper.....	125	1935 Derringer.....	120	1965 Maloney.....	244	1995 Schourek.....	160
1905 Overall.....	173	1936 Derringer.....	121	1966 Maloney.....	216	1996 Smiley.....	171
1906 Ewing.....	145	1937 Grissom.....	149	1967 Nolan.....	206	1997 Remlinger.....	145
1907 Ewing.....	147	1938 Derringer.....	132	1968 Maloney.....	181	1998 Tomko.....	162
1908 Ewing.....	95	1939 Walters.....	*137	1969 Merritt.....	144	1999 Tomko.....	132
1909 Fromme.....	126	1940 Walters,Derringer.....	115	1970 Nolan.....	181	2000 Williamson.....	136
1910 Rowan.....	108	1941 Vander Meer.....	*202	1971 Nolan.....	146	2001 Dessens.....	128
1911 Fromme.....	107	1942 Vander Meer.....	*186	1972 Billingham.....	137	2002 Haynes.....	126
1912 Benton.....	162	1943 Vander Meer.....	*174	1973 Billingham.....	155	2003 Wilson.....	93
1913 Johnson.....	107	1944 Walters.....	77	1974 Gullett.....	183	2004 Harang.....	125
1914 Ames.....	128	1945 Bowman.....	71	1975 Norman.....	119	2005 Harang.....	163
1915 Toney,Schneider.....	108	1946 Blackwell.....	100	1976 Zachry.....	143	2006 Harang.....	*216
1916 Toney.....	146	1947 Blackwell.....	*193	1977 Norman.....	160	2007 Harang.....	218
1917 Schneider.....	138	1948 Vander Meer.....	120	1978 Seaver.....	226	2008 Volquez.....	206
1918 Eller.....	84	1949 Raffensberger.....	103	1979 Seaver.....	131	2009 Harang.....	142
1919 Eller.....	137	1950 Blackwell.....	188	1980 Soto.....	182	2010 Cueto.....	138
1920 Ruether.....	99	1951 Blackwell.....	120	1981 Soto.....	151	2011 Leake.....	118
1921 Luque.....	102	1952 Raffensberger.....	93	1982 Soto.....	274	2012 Latos.....	185
1922 Rixey.....	80	1953 Podbielan.....	74	1983 Soto.....	242	2013 Bailey.....	199
1923 Luque.....	151	1954 Fowler.....	93	1984 Soto.....	185	2014 Cueto.....	*242
1924 Luque.....	86	1955 Nuxhall.....	98	1985 Soto.....	214	2015 DeSclafani.....	151
1925 Luque.....	140	1956 Nuxhall.....	120	1986 Browning.....	147	2016 Straily.....	162
1926 May.....	103	1957 Lawrence.....	121	1987 Power.....	133	2017 Adleman.....	108
1927 May.....	121	1958 Nuxhall.....	111	1988 Jackson.....	161	2018 Castillo.....	165
1928 Luque.....	72	1959 Newcombe.....	100	1989 Dibble.....	141	2019 Castillo.....	226
1929 May.....	92	1960 O'Toole.....	124	1990 Rijo.....	152	2020 Bauer.....	100
1930 Lucas.....	53						

* Led league

NATIONAL LEAGUE PITCHING LEADERS

Games (10)

Rube Benton.....	1912 (50)
Paul Derringer.....	1936 (51)
Harry Gumbert.....	1948 (61)
Ted Abernathy.....	1967 (70)
Ted Abernathy.....	1968 (78)
Wayne Granger.....	1969 (90)
Wayne Granger.....	1971 (70)
Clay Carroll.....	*1972 (65)
Ted Power.....	1984 (78)
Rob Murphy.....	1988 (76)

Games Started (25)

Rube Benton.....	1912 (39)
Eppa Rixey.....	1922 (38)
Pete Donohue.....	1925 (38)
Pete Donohue.....	1926 (38)
Eppa Rixey.....	1928 (37)
Paul Derringer.....	1936 (37)
Bucky Walters.....	*1939 (36)
Paul Derringer.....	1940 (37)
Johnny Vander Meer.....	1943 (36)
Ken Raffensberger.....	1949 (38)
Jack Billingham.....	1973 (40)
Mario Soto.....	1981 (25)
Tom Browning.....	*1986 (39)
Tom Browning.....	*1988 (36)
Tom Browning.....	1989 (37)
Tom Browning.....	*1990 (35)
Jose Rijo.....	*1993 (36)
Jose Rijo.....	1994 (26)
Bronson Arroyo.....	*2006 (35)
Aaron Harang.....	*2006 (35)
Bronson Arroyo.....	*2008 (34)
Johnny Cueto.....	*2012 (33)
Mat Latos.....	*2012 (33)
Homer Bailey.....	*2012 (33)
Johnny Cueto.....	*2014 (34)

Complete Games (16)

Noodles Hahn.....	1901 (41)
Pete Donohue.....	1925 (27)
Carl Mays.....	1926 (24)
Red Lucas.....	1929 (28)
Red Lucas.....	1931 (24)
Red Lucas.....	1932 (28)
Paul Derringer.....	1938 (26)
Bucky Walters.....	1939 (31)
Bucky Walters.....	1940 (29)
Bucky Walters.....	1941 (27)
Ewell Blackwell.....	1947 (23)
Mario Soto.....	1983 (18)
Mario Soto.....	1984 (13)
Danny Jackson.....	1988 (15)
Aaron Harang.....	2006 (6)
Trevor Bauer.....	*2020 (2)

ERA (7)

Dolf Luque.....	1923 (1.93)
Dolf Luque.....	1925 (2.63)
Bucky Walters.....	1939 (2.29)
Bucky Walters.....	1940 (2.48)
Elmer Riddle.....	1941 (2.24)
Ed Heusser.....	1944 (2.38)
Trevor Bauer.....	2020 (1.73)

Strikeouts (10)

Noodles Hahn.....	1900 (132)
Noodles Hahn.....	1901 (239)
Bucky Walters.....	*1939 (137)
Johnny Vander Meer.....	1941 (202)
Johnny Vander Meer.....	1942 (186)
Johnny Vander Meer.....	1943 (174)
Ewell Blackwell.....	1947 (193)
Jose Rijo.....	1993 (227)
Aaron Harang.....	2006 (216)
Johnny Cueto.....	*2014 (242)

Wins (12)

Eppa Rixey.....	1922 (25)
Dolf Luque.....	1923 (27)
Pete Donohue.....	*1926 (20)
Bucky Walters.....	1939 (27)
Bucky Walters.....	1940 (22)
Elmer Riddle.....	*1943 (21)
Bucky Walters.....	1944 (23)
Ewell Blackwell.....	1947 (22)
Joey Jay.....	*1961 (21)
Tom Seaver.....	1981 (14)
Danny Jackson.....	*1988 (23)
Aaron Harang.....	*2006 (16)

#Winning Percentage (12)

Dutch Ruether.....	1919 (19-6, .760)
Pete Donohue.....	1922 (18-9, .667)
Dolf Luque.....	1923 (27-8, .771)
Paul Derringer.....	1939 (25-7, .781)
Elmer Riddle.....	1941 (19-4, .826)
Clyde Shoun.....	*1943 (14-5, .737)
Bob Purkey.....	1962 (23-5, .821)
Wayne Simpspon.....	1970 (14-3, .826)
Gary Nolan.....	1972 (15-5, .750)
Tom Seaver.....	1979 (16-6, .727)
Tom Seaver.....	1981 (14-2, .875)
Jose Rijo.....	*1991 (15-6, .714)

For pitchers with 15 or more decisions

Shutouts (18)

Noodles Hahn.....	*1900 (4)
Dolf Luque.....	*1921 (3)
Dolf Luque.....	1923 (6)
Eppa Rixey.....	*1924 (4)
Dolf Luque.....	*1925 (4)
Pete Donohue.....	1926 (5)
Red Lucas.....	*1928 (4)
Lee Grissom.....	*1937 (5)
Ewell Blackwell.....	*1946 (5)
Ken Raffensberger.....	*1949 (5)
Ken Raffensberger.....	*1952 (6)
Joe Nuxhall.....	1955 (5)
Joey Jay.....	*1961 (4)
Jim Maloney.....	*1966 (5)
Jack Billingham.....	1973 (7)
Tom Seaver.....	1977 (7)
Tom Seaver.....	*1979 (5)
Trevor Bauer.....	2020 (2)

Innings Pitched (11)

Noodles Hahn.....	1901 (375.1)
Eppa Rixey.....	1922 (313.1)
Pete Donohue.....	1925 (301.0)
Pete Donohue.....	1926 (285.2)
Paul Derringer.....	1938 (307.0)
Bucky Walters.....	1939 (319.0)
Bucky Walters.....	1940 (305.0)
Bucky Walters.....	1941 (302.0)
Jack Billingham.....	*1973 (293.1)
Bronson Arroyo.....	2006 (240.2)
Johnny Cueto.....	2014 (243.2)

Saves (7)

Wayne Granger.....	1970 (35)
Clay Carroll.....	1972 (37)
Rawly Eastwick.....	*1975 (22)
Rawly Eastwick.....	1976 (26)
John Franco.....	1988 (39)
Jeff Brantley.....	*1996 (44)
Jeff Shaw.....	1997 (42)

* Tied For League Lead

CAREER PITCHING RECORDS - SINCE 1900
Individual Records

*MLB Record

Most Seasons Pitched.....	15, Joe Nuxhall
Most Games Played.....	531, Pedro Borbon
Most Games Started.....	357, Eppa Rixey
Most Games Won, Start.....	179, Eppa Rixey
Most Games Won, Relief.....	66, Clay Carroll
Most Years Winning 20 Or More Games.....	4, Paul Derringer
Most Games Lost, Start.....	150, Paul Derringer
Most Games Lost, Relief.....	43, Clay Carroll
Most Games Lost by Lefthander.....	*251, Eppa Rixey
Most Saves.....	182, Danny Graves
Most Completed Games.....	177, Noodles Hahn
Most Shutouts.....	32, Bucky Walters
Most No-Hit Games.....	2 (3x), Jim Maloney, Johnny Vander Meer, Homer Bailey
Most Low-Hit Games.....	8, Jim Maloney
Best ERA (Min. 1000 IP).....	2.37, Bob Ewing
Most Innings Pitched.....	2,890.2, Eppa Rixey
Most Strikeouts.....	1,592, Jim Maloney
Most Walks.....	1,072, Johnny Vander Meer

Reds Pitching Top 5 - Since 1900

GAMES	SAVES	WALKS
Borbon..... 531	Graves..... 182	Vander Meer..... 1,072
Sullivan..... 494	Cordero..... 150	Walters..... 806
Carroll..... 486	Franco..... 148	Maloney..... 786
Nuxhall..... 484	Chapman..... 146	Luque..... 756
Hume..... 457	Carroll..... 119	Nuxhall..... 706
	Iglesias..... 106	
	Brantley..... 88	
	Dibble..... 88	
	Hume..... 88	
INNINGS PITCHED	GAMES STARTED	COMPLETE GAMES
Rixey..... 2,890	Rixey..... 356	Hahn..... 207
Luque..... 2,669	Derringer..... 322	Walters..... 195
Derringer..... 2,616	Luque..... 319	Derringer..... 189
Walters..... 2,355	Browning..... 298	Ewing..... 184
Nuxhall..... 2,169	Walters..... 296	Luque..... 183
SHUTOUTS	ERA	WINS
Walters..... 32	Ewing..... 2.37	Rixey..... 179
Derringer..... 30	Hahn..... 2.52	Derringer..... 161
Maloney..... 30	Schneider..... 2.61	Walters..... 160
Vander Meer..... 29	Rijo..... 2.83	Luque..... 154
Raffensberger..... 25	Walters..... 2.93	Maloney..... 134
		STRIKEOUTS
		Maloney..... 1,592
		Soto..... 1,449
		Nuxhall..... 1,289
		Vander Meer..... 1,260
		Rijo..... 1,251

SINGLE-SEASON PITCHING RECORDS - SINCE 1900

Club Records

Most Pitchers Used	32 (2x), 2016, 2018
Most Starting Pitchers Used	17, 2003
Most Games Won, Relievers	37, 1978
Most Games Lost, Starters	88, 1932
Most Saves	60 (2x), 1970, 1972
Most Relief Appearances	544, 2018
Highest ERA, Team	5.19, 2004
Highest ERA, Starters	5.77, 2003
Lowest ERA	2.23, 1919
Most Runs Allowed	907, 2004
Fewest Runs Allowed	401, 1919
Most Earned Runs Allowed	832, 2004
Fewest Earned Runs Allowed	315, 1919
Most No-Hit Games	2 (2x), 1938, 1965
Most Complete Games	142, 1904
Fewest Complete Games	0, 2019
Most Shutouts	23, 1919
Fewest Shutouts	1, 2005
Most Shutouts Won	23, 1919
Most Innings Pitched	1,490.0, 1968
Most Strikeouts	1,552, 2019
Fewest Strikeouts	310, 1933
Most Walks Allowed	659, 2000
Fewest Walks Allowed	257, 1933
Most Home Runs Allowed	258, 2016
Most Home Runs Allowed, Starters	159 (2x), 2005 & 2017
Most Home Runs Allowed, Relievers	103, 2016
Most Home Runs Allowed, Consecutive Games	17 (2x), 6/5-6/23, 2001 & 5/1-5/18, 2005
Fewest Home Runs Allowed	5, 1909
Most Grand Slams Allowed	9, 2017
Most Hit Batsmen	80, 2005
Most Wild Pitches	96, 2000

Rookie Records

Most Games	90, Wayne Granger, 1968
Most Starts	52, Will White, 1878
Most Complete Games	32, Jesse Duryea, 1889
Most Innings Pitched	468, Will White, 1878
Most Shutouts	6, Ewell Backwell, 1946
Most Wins	32, Jesse Duryea, 1889
Most Wins, Rookie	20, Tom Browning, 1985
Most Wins, Relief	12, Scott Williamson, 1999
Highest Winning Percentage769 (10-3), Sammy Ellis, 1964
Most Losses	26, Dory Dean, 1876
Most Losses, Relief	7, Scott Williamson, 1999
Most Saves	27, Wayne Granger, 1969
Lowest ERA	1.79, Will White, 1878
Most Hits Allowed	477, Will White, 1878
Most Walks Allowed	147, Orval Overall, 1905
Most Strikeouts	206, Gary Nolan, 1967

Individual Records

*MLB Record #Tied MLB Record ^NL Record @Tied NL Record

Most Games, Righthander.....	90, Wayne Granger, 1969
Most Games, Lefthander.....	87, Rob Murphy, 1987
Most Games Started.....	42, Noodles Hahn, 1901
Most Games Finished.....	64, Francisco Cordero, 2010
Most Complete Games.....	41, Noodles Hahn, 1901
Most Innings Pitched.....	375, Noodles Hahn, 1901
Most Wins, Righthander.....	27 (2x), Dolf Luque, 1923; Bucky Walters, 1939
Most Wins, Lefthander.....	25, Eppa Rixey, 1922
Most Wins, Relief.....	14, Hersch Freeman, 1956
Most Consecutive Wins.....	16, Ewell Blackwell, 1947
Most Games Lost.....	25, Paul Derringer, 1933
Most Games Lost, Reliever.....	12, Raisel Iglesias, 2019
Most Consecutive Games Lost.....	12 (3x), Henry Thielman, 1902; Peter J. Schneider, 1914; Si Johnson, 1933
Highest Winning Percentage.....	.875, Tom Seaver, 1981 (14-2)
Highest Winning Percentage, Relief.....	.812, Clyde Shoun, 1943 (13-3)
Highest Percentage 20-Game Winner.....	.821, Bob Purkey, 1962 (23-5)
Most Saves.....	44, Jeff Brantley, 1996
Most Consecutive Saves.....	27, Aroldis Chapman, 6/26-9/4, 2012
Most Consecutive Appearances Recording a Save.....	16, Aroldis Chapman, 7/15-8/12, 2012
Highest ERA, Starter.....	6.47, Eric Milton, 2005
Lowest ERA, Starter.....	1.58, Fred Toney, 1915
Lowest ERA, Relief.....	0.72, Rob Murphy, 1986
Most Runs.....	158, Noodles Hahn, 1901
Most Earned Runs.....	145 (2x), Bill Phillips, 1901; Herm Wehmeier, 1950
Most No-Hit Games.....	*2 (2x), Johnny Vander Meer, 6/11/1938 vs Boston & 6/15/1938 at Brooklyn; Jim Maloney, ~6/14/1965 vs New York & 8/19/1965 at Chicago (G1) ~Maloney tossed 10 no-hit innings on 6/14/1965 vs New York, then allowed a home run and single in the 11th inning (L, 1-0)
Most Consecutive No-Hit Games.....	*2, Johnny Vander Meer, 6/11/1938 vs Boston & 6/15/1938 at Brooklyn
Most Shutouts.....	7 (3x), Fred Toney, 1917; Hod Eller, 1919; Jack Billingham, 1973
Most Consecutive Scoreless Appearances, Righthander.....	23 (26.1ip), J.J. Hoover, June 13-August 19, 2013
Most Consecutive Scoreless Appearances, Lefthander.....	#33 (30ip), Arthur Rhodes, April 13-June 26, 2010
Most Hits.....	370 (2x), Ed Scott, 1900; Noodles Hahn, 1901
Fewest Hits Allowed, Consecutive Games.....	*0, Johnny Vander Meer, 1938
Most Consecutive Hitless Innings.....	*21, Johnny Vander Meer, 1938
Most Home Runs Allowed, Lefthander.....	40, Eric Milton, 2005
Most Home Runs Allowed, Righthander.....	46, Bronson Arroyo, 2011
Most Home Runs Allowed, Duo.....	74, Eric Milton (40) & Ramon Ortiz (34), 2005
Most Consecutive Starts Allowing At Least 1 Home Run.....	@15, Ramon Ortiz, May 1-July 17, 2005
Most Strikeouts, Righthander.....	274, Mario Soto, 1982
Most Strikeouts, Lefthander.....	239, Noodles Hahn, 1901
Most Strikeouts, Reliever.....	141, Rob Dibble, 1989
Most Walks.....	162, Johnny Vander Meer, 1943
Most Hit Batsmen.....	23, Jake Weimer, 1907
Most Wild Pitches.....	21, Scott Williamson, 2000

200+ Strikeouts in a Season

274	Mario Soto	1982
265	Jim Maloney	1963
244	Jim Maloney	1965
242	Mario Soto	1983
	Johnny Cueto	*2014
239	Noodles Hahn	*1901
227	Jose Rijo	*1993
226	Luis Castillo	2019
	Tom Seaver	1978
218	Aaron Harang	2007
216	Jim Maloney	1966
	Aaron Harang	*2006
214	Jim Maloney	1964
	Mario Soto	1985
206	Edinson Volquez	2008
	Gary Nolan	1967
205	Sonny Gray	2019
202	J. Vander Meer	*1941

* Led League

10+ Consecutive Wins

Ewell Blackwell	16	1947
Frank Dwyer	13	1896
Brooks Lawrence	13	1956
Elmer Riddle	11	1941
Tom Seaver	11	1979
John Franco	11	1985
Johnny Vander Meer	10	1938
Paul Derringer	10	1939
Clay Carroll	10	1969
Wayne Simpson	10	1970

20-GAME WINNERS

27	Dolf Luque	*1923	E. Rixey, P. Donohue	1925	
	Bucky Walters	*1939	Paul Derringer	1938	
25	Eppa Rixey	*1922	Elmer Riddle	*1943	
	Paul Derringer	1939	Joey Jay	*1961, '62	
24	Fred Toney	1917	20	Noodles Hahn	1902
23	Noodles Hahn	1902		Bob Ewing	1905
	Jack Harper	1904		Jake Weimer	1906
	Bucky Walters	*1944		George Suggs	1910
	Bob Purkey	1962		Pete Schneider	1917
	Jim Maloney	1963		Eppa Rixey	1923
	Danny Jackson	*1988		Carl Mays	1924
22	Noodles Hahn	1901, '03		Pete Donohue	*1926
	Paul Derringer	1935		Paul Derringer	1940
	Bucky Walters	*1940		Jim Maloney	1965
	Ewell Blackwell	*1947		Jim Merritt	1970
	Sammy Ellis	1965		Tom Browning	1985
21	Slim Salee	1919		Johnny Cueto	2014
	Pete Donohue	1923			* Led League

Reds with 30+ Saves in a Season

44	Jeff Brantley	#1996	32	John Franco	1987, '89
42	Jeff Shaw	*1997		Danny Graves	2001, '02
41	Danny Graves	2004	31	Randy Myers	1990
40	Francisco Cordero	2010		Rob Dibble	1991
39	Francisco Cordero	2009	30	Danny Graves	2000
	John Franco	*1988		Raisel Iglesias	2018
38	Aroldis Chapman	2012			
	Aroldis Chapman	2013			
37	Francisco Cordero	2011			
	Clay Carroll	*1972			
36	Aroldis Chapman	2014			
35	Wayne Granger	*1970			
34	Francisco Cordero	2008			
	Raisel Iglesias	2019			
33	Aroldis Chapman	2015			
	David Weathers	2007			

* Led League, #Tied For League Lead

Reds with a Sub-2.00 ERA

ERA	IP	Player	Year
1.58	222.2	Fred Toney	1915
1.73	332.2	Bob Ewing	1907
1.77	321.0	Noodles Hahn	1902
1.81	242.2	Dutch Ruether	1919
1.86	242.1	Andy Coakley	1908
1.90	279.1	Art Fromme	1909
1.93	322.0	*Dolf Luque	1923
1.99	176.0	Gary Nolan	1972
1.73	73.0	*Trevor Bauer	2020

250 + Innings in a Season

375.1	Noodles Hahn	*1901	296.2	Gene Dale	1915	274.1	Pete Schneider	1916	260.2	George Suggs	1911
339.2	Fred Toney	1917		Paul Derringer	1940		Pete Donohue	1923		Danny Jackson	1988
333.2	Pete Schneider	1917	296.0	Noodles Hahn	1903	273.2	Mario Soto	1983	260.1	Elmer Riddle	1943
332.2	Bob Ewing	1907		Art Fromme	1912	273.0	Ewell Blackwell	1947	260.0	Harry Gaspar	1909
322.0	Dolf Luque	1923	293.2	Jack Harper	1904		Joey Jay	1962	259.2	Tom Seaver	1978
321.0	Noodles Hahn	1902		Bob Ewing	1908	271.0	Rube Benton	1914	257.2	Mario Soto	1982
319.0	Bucky Walters	*1939	293.1	Jack Billingham	*1973	270.0	Red Lucas	1929	257.1	Jose Rijo	1993
318.0	Orval Overall	1905	291.1	Eppa Rixey	1928	269.1	Red Lucas	1932	257.0	Joe Nuxhall	1955
313.1	Eppa Rixey	*1922	291.0	Dolf Luque	1925	269.0	Bob Phillips	1902	256.2	Mario Soto	1985
311.2	Bob Ewing	1905	289.0	J. Vander Meer	1943		George Johnson	1913	255.1	Jim Maloney	1965
309.0	Eppa Rixey	1923	287.2	Bob Ewing	1906	267.2	Charlie Check	1905	253.2	Harry Gaspar	1911
307.0	Paul Derringer	*1938	288.1	Bob Purkey	1962	266.2	Jimmy Ring	1920		Bucky Walters	1942
305.0	Bucky Walters	*1940	287.1	Eppa Rixey	1925	266.0	George Suggs	1910	252.2	Bob Purkey	1960
304.2	Jake Weimer	1906	285.2	Pete Donohue	*1926	265.2	Dutch Ruether	1920		Jim O'Toole	1961
304.0	Dolf Luque	1921	285.0	Bucky Walters	1944		Rube Marquard	1921	251.2	Jim O'Toole	1962
303.0	George Suggs	1912	284.0	Ken Raffensberger	1949	265.1	Andy Coakley	1907	251.0	Jim Merritt	1969
302.0	Rube Benton	1912	282.1	Paul Derringer	1936	264.0	Johnny Couch	1922	250.2	Gary Nolan	1970
	Bucky Walters	*1941	281.1	Bill Phillips	1901	263.2	Sammy Ellis	1965		Tom Browning	1988
301.0	Eppa Rixey	1921	281.0	Carl Mays	1926	262.1	Si Johnson	1931	250.1	Brooks Lawrence	1957
	Pete Donohue	*1925	279.1	Art Fromme	1909		Tom Browning	1985		Jim Maloney	1963
	Paul Derringer	1939	276.2	Paul Derringer	1935	261.0	Jack Rowan	1910	250.0	Bob Purkey	1958
300.0	Fred Toney	1916		Ray Starr	1942		Dolf Luque	1922			* Led League
297.2	Noodles Hahn	1904	275.2	Pete Schneider	1915		Paul Derringer	1934			
297.0	Red Ames	1914	275.0	Harry Gaspar	1910		Ewell Blackwell	1950			

SINGLE-GAME PITCHING RECORDS - SINCE 1900

*MLB Record #Tied MLB Record ^NL Record @Tied NL Record

Club Records

Most Runs Allowed	25 (2x), Last: 9/23/1901 vs Brooklyn
Most Runs Allowed in One Inning	15, 5/21/1952 vs Brooklyn (1st inning)
Most Home Runs Allowed	7 (6x), 6/6/1939 at NYG, 6/24/1950 at NYG, 5/25/1979 at LAD, 5/31/2016 at Col, 8/22/2016 vs LAD, 7/26/2018 vs Phi
Most Home Runs Allowed in One Inning	5 (4x), Last: 4/22/06 at Mil (4th inning), ties Major League record
Most Strikeouts (9 innings)	18, 6/30/2018 vs Mil (Tyler Mahle 12, Kyle Crockett 1, David Hernandez 2, Dylan Floro 3)
Most Strikeouts (extra innings)	20, 7/28/2013 at Los Angeles (11 inn., Cingrani 11, LeCure 4, Parra 2, Patech 3)
Most Walks	15, 4/18/1970 vs SF (9 innings) & 8/9/1942 vs Cubs (18 innings)
Most Wild Pitches	5, 6/8/1999 at Minnesota
Most Extra-Base Hits Allowed	14 (2x), 5/15/1911 at Phi (8 2b, 3 3b, 3hr), 5/31/2016 at Col (7 2b, 7hr)

Individual Records

Most At-Bats Faced	@49 (2x), Harley "Doc" Parker, 6/21/1901 at Brooklyn; Bill Phillips, 6/24/1901 at Philadelphia (G2)
Fewest Hits Allowed, Doubleheader, 18 Innings	*6, Fred Toney, 7/1/1917 vs Pittsburgh
Longest No-Hit CG	#10 Innings (2x), Fred Toney, 5/2/1917 vs Chicago; Jim Maloney, 8/19/1965 vs Chicago
Most Runs Allowed	*21, Harley "Doc" Parker, 6/21/1901 at Brooklyn
Most Hits Allowed	*26, Harley "Doc" Parker, 6/21/1901 at Brooklyn
Most Home Runs Allowed	5 (many times), Last: RHP Scott Feldman, 8/17/2017 at Cubs & LHP Brandon Claussen, 7/18/2005 vs Chi
Most Home Runs Allowed, Start of Game (tied ML record) ..	3, LHP Phil Dumatrait, 9/9/2007 vs Mil (Rickie Weeks, J.J. Hardy, Ryan Braun)
Most Home Runs Allowed in One Inning	#4 (many times), Last: RHP Scott Feldman, 8/17/2017 at Cubs (4th inning)
Most Consecutive Doubles Allowed in One Inning	*4, Pete Harnisch, 5/4/2000 at Philadelphia (1st inning)
Most Strikeouts (extra innings)	18, Jim Maloney 6/14/1965 vs New York (11 innings)
Most Strikeouts (9 Innings)	16 (3x), Noodles Hahn, 5/22/1901 at Boston; Jim Maloney, 5/21/1963 at Milwaukee; Ron Villone, 9/29/2000 at St. Louis
Most Strikeouts by Reds Rookie Pitcher, Righthander	15, Gary Nolan, 6/7/1967 vs San Francisco
Most Strikeouts by Reds Rookie Pitcher, Lefthander	12 (2x), Amir Garrett, 4/19/2017 vs Bal & Dennis Reyes, 8/20/1998 at Pit
Most Strikeouts by Losing Pitcher (extra innings)	*18, Jim Maloney, 6/14/1965 vs New York, 11 innings (lost 1-0)
Most Consecutive Strikeouts by Relief Pitcher, Game	@6 (6x), Don Gullett, 8/23/1970 at New York (G2); Joe Price, 5/8/1985 at Philadelphia; Randy Myers, 9/8/1990 at Los Angeles; Rob Dibble, 4/23/1991 at Houston; Scott Williamson, 5/27/1999 vs Los Angeles; Alfredo Simon, 5/6/2013 vs Atlanta
Three Strikeouts On Nine Pitched Balls, Inning (Confirmed)	#Pedro Borbon, 6/23/79 vs San Francisco (9th inning) #Rob Dibble, 6/4/1989 vs San Diego (8th inning) #Carlos Contreras, 7/11/2014 vs Pittsburgh (7th inning) #Drew Storen, 4/18/2017 vs Baltimore (9th inning) #Kevin Gausman, 8/18/2019 vs St. Louis (9th inning)
Most Walks	13, Bud Podbielan, 5/18/1953 vs Brooklyn (10 innings)
Most Walks, Inning	7, Bob Ewing, 4/19/1902 vs Chicago (4th inning)
Most Hit Batters	4 (2x), Jake Weimer, 7/28/1907 vs NY Giants & Josh Smith, 7/4/2015 vs Milwaukee
Most Hit Batters, Inning	3, Raul Sanchez, 5/15/1960 vs Philadelphia (G1, 8th inning)
Most Balks, Inning	*3, Jim Owens, 4/24/1963 at Los Angeles (2nd inning)
Most Wild Pitches, Inning	3 (many times), Last: John Riedling, 4/11/2001 at Pittsburgh (7th inning)

Shutout in First Major League Start

Bob Spade	9/22/07 vs New York
Pete Schneider	6/28/14 vs Pittsburgh, G2
Mel Queen	4/16/67 vs San Francisco, G2
Wayne Simpson	4/9/70 at Los Angeles
Charlie Leibbrandt	4/13/80 vs Atlanta

4 Strikeouts in an Inning

Joe Nuxhall	8/11/59 vs Milwaukee, G1 (6th inning)
Mario Soto	5/17/84 vs Chicago (3rd inning)
Tim Birtsas	6/4/90 at San Francisco (7th inning)
Frankie Rodriguez	7/22/01 at Florida (7th inning)
Tony Cingrani	4/28/13 at Washington (4th inning)
(Denard Span, Bryce Harper, Ian Desmond, Adam LaRoche)	

15+ Strikeouts in a Game

Jim Maloney, RH	18	6/14/65 vs New York (11 inn.)
Ron Villone, LH	16	9/29/00 at St. Louis
Jim Maloney, RH	16	5/21/63 at St. Louis
Noodles Hahn, RH	16	4/22/1901 vs Chicago
Gary Nolan, RH	*15	6/7/67 vs San Francisco
Mario Soto, RH	15	9/9/80 at Atlanta
Mario Soto, RH	15	8/17/82 vs New York

* Reds rookie record



SEPTEMBER 16, 1988: ONE PERFECT NIGHT

In a 1-0 victory over the Los Angeles Dodgers on September 16, 1988, lefthander Tom Browning tossed the only perfect game in Cincinnati Reds history.

It was only the 14th perfect game of 9 innings or more in Major League history, just the third in modern National League history and the first no-hitter by a Reds pitcher since Tom Seaver blanked the Cardinals, 4-0, on June 16, 1978.

Browning's perfect game capped off an incredible season in which he posted an 18-5 record, including a 16-2 mark after June 6.

No-Hitters in Reds History (16)

Pitcher	Score
Charles Jones, 10/15/1892 vs Pittsburgh (ML debut)	Won, 7-1
Ted Breitenstein, 4/22/1898 vs Pittsburgh	Won, 11-0
Noodles Hahn, 7/12/1900 vs Philadelphia	Won, 4-0
Fred Toney, 5/2/1917 at Chicago (10 innings)	Won, 1-0
Hod Eller, 5/11/1919 vs St. Louis	Won, 6-0
*Johnny Vander Meer, 6/11/1938 vs Boston	Won, 3-0
*Johnny Vander Meer, 6/15/1938 at Brooklyn	Won, 6-0
Clyde Shoun, 5/15/1944 vs Boston	Won, 1-0
Ewell Blackwell, 6/18/1947 vs Boston	Won, 6-0
Jim Maloney, 8/19/1965 at Chicago, Game 1 (10 innings)	Won, 1-0
George Culver, 7/29/1968 at Philadelphia, Game 2	Won, 6-1
Jim Maloney, 4/30/1969 vs Houston	Won, 10-0
Tom Seaver, 6/16/1978 vs St. Louis	Won, 4-0
Tom Browning, 9/16/1988 vs Los Angeles (perfect game)	Won, 1-0
Homer Bailey, 9/28/2012 at Pittsburgh	Won, 1-0
Homer Bailey, 7/2/2013 vs San Francisco	Won, 3-0

* **Johnny Vander Meer** is the only pitcher in Major League history to throw no-hitters in consecutive appearances

Jim Maloney, 6/14/1965 vs New York Lost, 1-0 (11 innings)
Had a no-hitter through 10 innings, allowed HR and single in the 11th

3 Reds pitchers, 5/26/1956 at Milwaukee..... Lost, 2-1 (11 innings)
Johnny Klipstein pitched the first 7 innings, Hershell Freeman the 8th and Joe Black the ninth, 10th and 11th frames. With 2 outs in the 10th inning the Braves produced the first of their 2 hits.

No-Hitters vs Reds

Pitcher	Score
Cy Young, 9/18/1897 at Cleveland, G1	6-0
"Big" Jeff Pfeffer, 5/8/1907 at Boston	6-0
* James (Hippo) Vaughn, 5/2/1917 at Chicago	0-1
Tex Carleton, 4/30/1940 vs Brooklyn	3-0
Lon Warneke, 8/30/1941 vs St. Louis	2-0
Ken Johnson, 4/23/1964 at Houston	0-1
Don Wilson, 5/1/1969 vs Houston	4-0
Ken Holtzman, 6/3/1971 vs Chicago	1-0
Rick Wise, 6/23/1971 vs Philadelphia	4-0
** Roy Halladay, 10/6/2010 at Philadelphia	4-0
Jake Arrieta, 4/21/16 vs Chicago	16-0
Mike Fiers, 5/7/19 at Oakland	2-0

* Only double no-hit game in Major League history.

** Game 1 of the 2010 National League World Series at Citizens Bank Park. **Roy Halladay's** no-hitter was only the second no-hitter in **Postseason history**, joining **Don Larsen's** perfect game for the **Yankees vs Brooklyn in Game 5 of the 1956 World Series**. **Halladay** allowed only 1 baserunner, a walk to **Jay Bruce** with 2 outs in the fifth, and threw first-pitch strikes to 25-28 batters.

On 4/21/2016 at Great American Ball Park, Cubs RHP **Jake Arrieta** threw a no-hitter vs the Reds...prior to that 16-0 loss, the Reds had produced at least 1 hit in **7,109 consecutive regular season games**, the longest active streak in the Major Leagues at that time... between no-hitters by Phi's **Rick Wise** on 6/23/1971 at Riverfront Stadium and **Arrieta** on 4/21/2016 at GABP, the Reds were held to **1 hit 33 times** during the regular season...according to Elias Sports Bureau, the **16 runs scored** by the Cubs were the second-most ever produced in a no-hitter...**Pud Galvin** of the **Buffalo Bisons** beat the **Detroit Wolverines**, 18-0, on **August 4, 1884**.

TEAM FIELDING, YEAR-BY-YEAR - SINCE 1900

* Led league, ^ Team records

Year	Pct.	E	DP	Year	Pct.	E	DP	Year	Pct.	E	DP	Year	Pct.	E	DP	
1900	.945	341	120	1931	.973	165	194* [^]	1961	.977	134	124	1991	.979	125	131	
1901	.940	355	102	1932	.971	178	129	1962	.977	145	144	1992	.984	96	128	
1902	.945	322	118*	1933	.971	177	139	1963	.978	135	127	1993	.980	121	133	
1903	.946	312	84	1934	.970	181	136	1964	.979*	130*	137	1994	.983	73	91	
1904	.954	301	81	1935	.966	204	139	1965	.981*	117*	142	1995	.986*	79*	140	
1905	.953	310	122*	1936	.969	191	150	1966	.980	122	133	1996	.980	121	145	
1906	.959	262	97	1937	.966	208	139	1967	.980	121*	124	1997	.982	106*	129	
1907	.963	227	118	1938	.971	172	133	1968	.978	144	144	1998	.980	122	142	
1908	.959	255	72	1939	.974	162	170	1969	.974	167	158	1999	.983	105	139	
1909	.952	309	120*	1940	.981*	117*	158	1970	.976	151	173	2000	.982	111	156	
1910	.955	291	103	1941	.975*	152*	147	1971	.984*	103*	174	2001	.978	138	136	
1911	.955	295	108	1942	.971	177	158*	1972	.982*	110*	143	2002	.981	120	169	
1912	.960	249	102	1943	.980*	125*	193*	1973	.982*	115*	162	2003	.977	141	152	
1913	.961	251	104	1944	.978	137	153	1974	.979	134	151	2004	.981	113	123	
1914	.952	314	113	1945	.976	146	138	1975	.984	102	173	2005	.983	104	133	
1915	.966*	222	148*	1946	.975	155	192*	1976	.984*	102*	157	2006	.979	128	139	
1916	.965	228	126*	1947	.977	138	134	1977	.984*	95*	154	2007	.984	95	155	
1917	.962	247	120	1948	.973	158	135	1978	.978	134	120	2008	.981	114	156	
1918	.964	192	127*	1949	.977	138	150	1979	.980	124	152	2009	.985	89	161	
1919	.974*	151*	98	1950	.976	140	132	1980	.983*	106*	144	2010	.988* [^]	72* [^]	142	
1920	.968	200	125	1951	.977	140	141	1981	.981*	80*	99	2011	.985	91	146	
1921	.969	193	139	1952	.982*	107	145	1982	.980	128	158	2012	.985	89	113	
1922	.968	205	147	1953	.978	129	176*	1983	.981	114*	121	2013	.988	76	131	
1923	.969	202	144	1954	.977	137	194* [^]	1984	.977	139	116	2014	.988*	72*	120	
1924	.966	217	142	1955	.977	139	169	1985	.980	122	142	2015	.985	90	131	
1925	.968	203	161	1956	.981*	113	147	1986	.978	140	160	2016	.983	102	142	
1926	.972	183	160	1957	.982*	107*	139	1987	.979	130	137	2017	.986	81	133	
1927	.973*	165*	160	1958	.983*	100*	148	1988	.980	125	131	2018	.984	95	144	
1928	.974	162	194 [^]	1959	.978	126	157	1989	.980	121	108	2019	.984	91	125	
1929	.974	162	148	1960	.979*	125*	155	1990	.983*	102*	126	2020	.986	27	36	
1930	.973	161*	164													

FIELDING RECORDS - SINCE 1900
Club Records

Highest Fielding Average.....	.988 (3x), 2010, 2013, 2014
Lowest Fielding Average.....	.940, 1901
Most Errors.....	355, 1901
Fewest Errors.....	27, 2020 (60-game season); 72 (2x), 2010, 2014
Most Chances.....	6,399, 1915
Fewest Chances.....	1,981, 2020 (60-game season); 5,655, 1950
Most Putouts.....	4,471, 1968
Fewest Putouts.....	1,512, 2020 (60-game season); 4,006, 1930
Most Assists.....	2,151, 1905
Fewest Assists.....	442, 2020 (60-game season); 1,460, 2019
Fewest Assists in One Game.....	0, 8/20/1997 vs Colorado
Most Double Plays.....	194 (3x), 1928, 1931, 1954
Fewest Double Plays.....	36, 2020 (60-game season); 108, 1989
Most Triple Plays.....	2, 1995
Most Consecutive Errorless Games.....	15, 1975
Most Consecutive Errorless Games To Begin A Season.....	8, 2005
Most Errorless Games.....	106, 2010
Most Passed Balls.....	39, 1914
Fewest Passed Balls.....	3, 1975

Individual Records

First Base

Most Putouts.....	1,710, Wally Pipp, 1926
Most Assists.....	173, Joey Votto, 2011
Fewest Errors.....	2, Sean Casey, 2005
Most Double Plays.....	166, Ted Kluszewski, 1954
Highest Fielding Average.....	.998 (2x), Dan Driessen, 1982 & Sean Casey, 2005
Most Years Leading League in Fielding, Career.....	5, Ted Kluszewski (1951-55)
@Most Years Leading League in Putouts, Career.....	6, Frank McCormick (1939-45)

Second Base

Most Assists.....	588, Hughie Critz, 1926
*Fewest Errors.....	2 (2x), Bret Boone, 1997 & Brandon Phillips, 2014
@Most Errors, Inning.....	3, Kermit Wahl, 9/18/45 vs Boston
Most Double Plays.....	130, Tommy Helms, 1971
*Highest Fielding Average.....	.997, Bret Boone, 1997

Third Base

Fewest Errors.....	7, Buddy Bell, 1987
Most Double Plays.....	39, Babe Adams, 1953
Highest Fielding Average.....	.979, Buddy Bell, 1987
@Most Assists, 9-Inning Game.....	11, Chris Sabo, 4/7/88 vs St. Louis
@Most Unassisted Double Plays, Season.....	3, Heinie Groh, 1915

Shortstop

Most Putouts.....	391, Buck Herzog, 1915
*Most Putouts With No Assists, Game.....	9, Buck Herzog, 5/26/1916 vs Chicago
Fewest Errors.....	9, Dave Concepcion, 1984 & José Iglesias, 2019
@Most Errors, Opening Game of Season.....	4, Pokey Reese, 3/31/98 vs San Diego
Most Double Plays.....	129, Roy McMillan, 1954
@Most Double Plays, 9-Inning Game.....	5, Dave Concepcion, 6/25/75 at Atlanta
@Most Double Plays Started, Game.....	4, Billy Myers, 6/4/39 at New York
Highest Fielding Average.....	.986, Dave Concepcion, 1977
*Most Consecutive Games, Career.....	584, Roy McMillan, 9/16/51 to 8/6/55

Catcher

Most Putouts.....	1,008, Johnny Edwards, 1963
*Fewest Putouts, Season.....	471, Ray Mueller, 155 Games, 1944
*Fewest Chances Accepted, Season.....	536, Ray Mueller, 155 Games, 1944
Most Assists.....	170, Ivy Wingo, 1916
Fewest Errors.....	1 (2x), Brayan Pena, 2015 & Tucker Barnhart, 2017
Most Double Plays.....	18, Larry McLean, 1910
Highest Fielding Average, Season.....	.999, Tucker Barnhart, 2017
*Most Games Catching All Club's Games, Season.....	155, Ray Mueller, 1944
*Most Consecutive Games, Season.....	155, Ray Mueller, 4/18-10/1, 1944
*Most Games Caught, Rookie.....	154, Johnny Bench, 1968
*Most Years With 100 or More Games Caught.....	13, Johnny Bench, 1968-80
*Most Consecutive Years with 100 or More Games Caught.....	13, Johnny Bench, 1968-80
@Fewest Passed Balls, Season.....	0, Johnny Bench, 121 Games, 1975
@Most Passed Balls, Game.....	6, Harry Vickers, 10/4/1902 at Pittsburgh

Left Field

Fewest Errors.....	0, Ryan Ludwick, 2014
Highest Fielding Average.....	1.000, Ryan Ludwick, 2014

Center Field

Most Putouts.....	447, Gus Bell, 1953
Fewest Errors.....	0, Billy Hamilton, 2015
Most Double Plays.....	12, Cy Seymour, 1905
Highest Fielding Average.....	1.000, Billy Hamilton, 2015

Right Field

Most Putouts.....	392, Babe Herman, 1932
Most Assists.....	39, Mike Mitchell, 1907
Fewest Errors.....	1, Paul O'Neill, 1992
Most Double Plays.....	10, Mike Mitchell, 1907
Highest Fielding Average.....	.997, Paul O'Neill, 1992

* Major League Record; ^ NL record; @ Tied for NL record

MISCELLANEOUS RECORDS - SINCE 1900
Most Games by Position (Career)

Pos.	Player	Years	Games	Pos.	Player	Years	Games
1B	Joey Votto	2007-20	1,724	CF	Vada Pinson	1958-68	1,497
	Ted Kluszewski	1947-57	1,255	LF	Adam Dunn	2001-08	940
2B	Brandon Phillips	2006-16	1,586	RF	Jay Bruce	2008-15	1,167
	Ron Oester	1978-90	1,171	C	Johnny Bench	1967-83	1,742
	Joe Morgan	1972-79	1,116	SP	Eppa Rixey	1921-33	356
SS	Dave Concepcion	1970-88	2,178	RP	Pedro Borbon	1970-79	527
	Barry Larkin	1986-2004	2,081				
3B	Heinie Groh	1913-21	883				

Single-Season Records

Most Games Played	163 (8x), Last: 2005
Most Games Won	108, 1975
Most Games Won, Home	64, 1975
Most Games Won, Road	53 (2x), 1972, 1976
Most Consecutive Games Won	12 (2x), 1939, 1957
Most Games Won, One Month	24 (2x), August 1918; July 1973
Highest Winning Pct.	.686, 96-44, 1919
Highest Winning Pct., Home	.790, 64-17, 1975
Highest Winning Pct., Road	.679, 53-25, 1972
Most Wins vs NL East Division	48, 1972, 1975
Most Wins vs NL Central Division	50, 2002
Most Wins vs NL West Division	60, 1975
Most Wins vs One Opponent (since 1969)	16, 1980 vs Atlanta (16-2)
Highest Winning Pct. vs One Opponent (since 1969, minimum two series)	.923, 1995 vs Houston (12-1)
Most Games Lost	101, 1982
Most Games Lost, Home	54, 2001
Most Games Lost, Road	57, 1931
Most Consecutive Games Lost	19, 9/5-9/23, 1914
Most Games Lost, One Month	26, September 1914
Lowest Winning Pct.	.344, 1934 (52-99)
Lowest Winning Pct., Home	.333, 2001 (27-54)
Lowest Winning Pct., Road	.260, 1931 (20-57)
Most Losses vs One Opponent	21, 1945 vs Chicago (1-21)
Most 1-Run Games	69, 1946
Most 1-Run Games Won	41, 1940
Most 1-Run Games Lost	41, 1916 & 1946
Fewest Times Shut Out, Season	0, 2000 (163g)
Most Times Shut Out, Season	24, 1908
Highest Attendance, Home, Season (All-Time)	2,629,708, 1976, Riverfront Stadium
Highest Attendance, Home, Season at Great American Ball Park	2,492,059; 2013
Highest Attendance, Road, Season	3,016,074; 2000

Single-Game Records

Largest Margin Of Victory	23, 6/4/1911 vs Boston (26-3)
Largest Margin of Defeat	21, 7/6/2009 at Phi (22-1 loss)
Largest Margin of Defeat at Home	19, 9/23/1901 vs Brooklyn (25-6 loss)
Longest Game, Time, 9 innings	4:10, 9/6/2019 vs Ari (7-5 loss)
Longest Game, Time, Extra Innings	6:11, 5/25/11 at Phi (19 innings)
Longest Game, Innings	21, 9/1/1967 vs San Francisco
Highest Attendance, Regular Season Game	55,596, 4/3/2000 vs Milwaukee
Highest Attendance, Postseason Game	56,393; 10/16/1975, World Series Game 5 vs Boston

THE LAST TIME IT HAPPENED...

Club

Tie.....	6/30/2005 vs Hou, 2-2 tie (7 innings)
Suspended game (road, home).....	6/27-6/28, 2015 at NYM (2-1 loss, 13 innings) & 9/11-9/12, 2015 vs StL (4-2 win, 9 innings)
Rain-shortened completed game in Cincinnati.....	9/8/2018 vs SD (7-2 win, 7 innings)
Rain-shortened completed game on the road.....	8/1/2019 at Atl (4-1 loss, 6 innings)
1-0 win at home.....	9/16/20 vs Pit (Shogo Akiyama RBI-single)
1-0 win on the road.....	5/1/2019 at NYM (José Iglesias HR)
1-0 loss at home.....	4/3/2019 vs Mil (Manny Piña RBI-single)
1-0 loss on the road, 9 innings.....	9/14/2019 at Ari (Jarrod Dyson RBI-sac fly)
1-0 loss on the road, extra innings.....	9/21/2018 at Mia (Isaac Galloway walkoff double, 10th inning)
2 straight walkoff wins.....	4/8 & 4/9, 2015 vs Pit (5-4 in 11 innings, 3-2)
2 straight walkoff wins, both in extra innings.....	9/10 & 9/11, 2010 vs Pit (4-3 in 12 innings, 5-4 in 10 innings)
2 straight walkoff losses.....	8/31g2 & 9/1g1, 2019 at StL (3-2, 4-3)
3 straight walkoff losses.....	7/8-7/10, 2010 at Phi (4-3 in 12 innings, 9-7 in 10, 1-0 in 11)
3 straight extra-inning losses.....	7/8-7/10, 2010 at Phi (4-3 in 12 innings, 9-7 in 10, 1-0 in 11)
Walkoff win on Opening Day.....	3/31/2011 vs Mil, 7-6 win (Ramon Hernandez 3-run walkoff HR off John Axford)
Walkoff home run on Opening Day.....	3/31/2011 vs Mil, 7-6 win (Ramon Hernandez 3-run walkoff HR off John Axford)
Gave up a 9-run lead in a win.....	8/25/2010 at SF (led 10-1, won 12-11)
Gave up a 9-run lead in a loss.....	4/28/2004 at Mil (led 9-0, lost 10-9)
Doubleheader sweep at home, scheduled 7 innings.....	9/14/2020 vs Pit, 3-1 and 9-4 wins (traditional DH)
Doubleheader sweep at home, scheduled 9 innings.....	7/8/2014 vs Cubs, 4-2 and 6-5 wins
Doubleheader sweep on the road, scheduled 7 innings.....	8/27/2020 at Mil, 6-1 and 6-0 wins (traditional DH)
Doubleheader sweep on the road, scheduled 9 innings.....	6/5/1999 at KC, 9-4 and 7-4 win in 10 innings (day/night DH)
Doubleheader sweep by an opponent, at home.....	9/17/2016 vs Pit, 10-4 and 7-3 losses
Doubleheader sweep by an opponent, on the road.....	8/31/2019 at StL, 10-6 and 3-2 losses (day/night DH)
Doubleheader shutouts.....	8/16/1961 at LA (Bob Purkey, 6-0 & Jim O'Toole, 8-0)
Traditional doubleheader.....	6 in 2020, Last: 9/14/2020 vs Pit, 3-1 and 9-4 wins (7-inning DH)
Day/Night doubleheader.....	9/1/2019 at StL, 4-3 loss and 5-3 win
Scheduled doubleheader.....	9/17/87 at LAD (Dodger Stadium)
4-game sweep at home.....	9/14-9/16, 2020 vs Pit (3-1, 9-4, 4-1, 1-0)
4-game sweep on the road.....	5/10-5/13, 2018 at LAD (4-1, 6-2, 5-3, 5-3)
4-game sweep by an opponent, at home.....	7/14-7/17, 2017 vs Wsh (5-0, 10-7, 4-1, 6-1)
4-game sweep by an opponent, on the road.....	4/4-4/7, 2019 at Pit (2-0, 2-0, 6-5 in 10, 7-5)
Shutout win in extra innings at home.....	6/10/2007 vs Cle, 1-0 win in 12 innings
Shutout win in extra innings on the road.....	8/30/1989 at StL, 2-0 win in 13 innings
Shutout loss in extra innings, at home.....	5/30/2010 vs Hou, 2-0 loss in 10 innings (6/29/1991 vs Mil, 1-0 loss in 11 innings)
Shutout loss in extra innings, on the road.....	9/21/2018 at Mia, 1-0 loss in 10 innings
Shutouts in first 2 games of the year.....	4/9 & 4/11, 1980 (Frank Pastore, CG, 9-0 win vs Atl & Mike LaCoss, CG, 6-0 win vs Atl)
2 straight shutout wins at home.....	7/3 & 7/4, 2019 vs Mil (3-0, 1-0)
2 straight shutout wins on the road.....	5/9 at Oak (3-0) & 5/10 at SF (7-0), 2019
3 straight shutout wins.....	6/21-6/23, 1963 vs Hou (3-0, 3-0, 4-0)
2 straight shutout losses.....	8/5-8/6, 2020 (0-2 at Cle, 0-13 at Cle)
3 straight shutout losses.....	4/3-4/5, 2019 (0-1 vs Mil, 0-2 at Pit, 0-2 at Pit)
28-hit game (club record).....	5/13/1902 vs Phi & 5/19/1999 at Col
25- or 26-hit game.....	26 hits, 8/3/1989 vs Hou
23- or 24-hit game.....	24 hits, 7/13/2019 at Col
21- or 22-hit game.....	22 hits, 9/26/2016 at StL
20-hit game.....	20 hits, 4/27/2018 at Min
All 9 starting players with a hit, including the pitcher.....	8/10/2019 vs Cubs (10-1 win)
All 8 starting position players with a hit.....	8/14/2019 at Wsh (17-7 loss)



8 or 9 doubles in a game	9 (2x, club record), 5/19/1999 at Col & 4/16/2016 at StL
3, 4 or 5 triples in a game	5, 7/13/19 at Col (Nick Senzel 2, Phillip Ervin, José Peraza, Eugenio Suárez, tied club record, 8th time)
2 triples in an inning	José Peraza & Nick Senzel, 7/13/19 at Col (3rd inning)
Back-to-back triples	Barry Larkin & Dmitri Young, 6/29/2000 vs StL (3rd inning)
7 homers in a game, opponent (club record, 6 times)	Last: 7/26/2018 vs Phi
6 homers in a game, opponent (25 times)	Last: 8/30/2020 vs Chi
3 homers, all in extra innings	6/21/2010 at Oak (Ramon Hernandez, Joey Votto, Scott Rolen)
2 grand slams in a game	4/21/2015 at Mil (Jay Bruce, Todd Frazier), tying club record (4th time)
3 homers in an inning	9/18/2020 vs CWS, Tucker Barnhart, Joey Votto & Jesse Winker, all off Jonathan Stiever (3rd inning)
4 homers in an inning	7/4/2010 at Cubs, Brandon Phillips, Jonny Gomes, Corky Miller, Drew Stubbs (7th inning)
3 or 4 HR in an inning, opponent	3, 9/19/2020 vs CWS, Tim Anderson, Yasmani Grandal & José Abreu all off R. Stephenson(8th inning)
3 consecutive homers	Eugenio Suárez, Jesse Winker & Derek Dietrich, 5/5/2019 vs SF, all off Jeff Samardzija (1st inning)
3 consecutive homers, opponent	Tim Anderson, Yasmani Grandal & José Abreu , 9/19/2020 vs CWS, all off R. Stephenson (8th inning)
20 HR, 3-game series, both teams (club record)	9/3-9/5, 1999 at Phi (Cin 15, Phi 5)
2 pinch-hit homers in 1 game	6/24/18 vs Cubs, pitcher Michael Lorenzen (5th inning) & Alex Blandino (7th inning)
10-run or more inning	10, 7/29/2019 vs Pit (2nd inning)
10-run or more inning, opponent	10, 8/6/2020 at Cle (7th inning)
10 runs scored, 3 consecutive games	5/13-5/15, 1998 vs Fla (10-4, 11-8) & vs Cubs (11-3)
10 runs allowed, 3 consecutive games	8/23-8/25, 2010 at SF (2-11, 5-16, 11-12 in 12 innings)
Triple play	30 times, most recently on 7/25/2017 at NYY (Frazier 6-6-3-3-5-6; Peraza, Votto, Suárez, Peraza)
Triple play by opponent	7/29/2020 vs Cubs, (Shogo Akiyama lineup, 5-5-3)
Turn 6 GDP in a game	6/20/1925 vs NYG & 5/1/1955 at NYG (16 innings)
Turn 5 GDP in a game	8/27/2015 vs LAD
10 stolen bases in a game	5/29/1913 at StL (club record)
9 stolen bases in a game	5/30/1976 vs LA
7 stolen bases in a game	5/18/1997 vs SD
6 stolen bases in a game	6/29/2015 vs Min
4 or 5 stolen bases in an inning	5, 4/19/2016 vs Col, Jay Bruce 2, Tyler Holt, Billy Hamilton, Joey Votto (2nd inning)
Combined 1-hitter, Reds pitchers (9 innings)	9/14/2019 at Ari (Anthony DeSclafani 8.0, Joel Kuhnel 1.0, Nick Ahmed double, 1-0 loss)
Combined 1-hitter, Reds pitchers (7 inn.) ..	8/27/2020 at Mil (Wade Miley 4.0, Lucas Sims 2.0, Raisel Iglesias 1.0, Luis Urias single, 6-0 win)
Combined 1-hitter, opponent	4/25/2013 at Wsh (Gio Gonzalez 8.0, Rafael Soriano 1.0, Joey Votto HR, 8-1 loss)
Loss When Allowing 1 Hit	9/14/2019 at Ari (Anthony DeSclafani 8.0, Joel Kuhnel 1.0, Nick Ahmed double, 1-0 loss)
4 straight CG	6/3/1981 at SF (Frank Pastore, 6-2 win), 6/5/1981 vs Mtl (Mario Soto, 6-3 win), 6/6/1981 vs Mtl (Tom Seaver, 9-3 win), 6/7/1981 vs Mtl (Bruce Berenyi, 2-0 win)
3 straight CG	7/29/1984 at LA (Mario Soto, 1-0 loss), 7/31/1984 vs SF (Jay Tibbs, 3-0 win), 8/1/1984 vs SF (Joe Price, 6-3 win)
2 straight CG	7/1/2013 vs SF (Bronson Arroyo, 8-1 win, 6 inn) & 7/2/2013 vs SF (Homer Bailey, 3-0, no-hitter)
2 straight CG shutouts	5/11/2010 at Pit (Johnny Cueto, 9-0 win, 1-hitter) & 5/12/2010 at Pit (Homer Bailey, 5-0 win, 4-hitter)
3 straight CG shutouts (only twice in team history)	6/18-6/20, 1908 at Phi (Bob Ewing, Billy Campbell, Andy Coakley 6/21-6/23, 1963 vs Hou (Jim Maloney, John Tsitouris, Bob Purkey)
2 straight CG, opponent	9/7/2003 at StL (Matt Morris, 9-0 loss) & 9/8/03 vs Pit (Josh Fogg, 9-1 loss)
3 blown saves in a game	5/25/2008 at SD (David Weathers, Francisco Cordero, Bill Bray)
6 errors in a game	9/23/2006 vs Cubs (Ray Olmedo 2, Dewayne Wise, Edwin Encarnacion, Javier Valentin, Brandon Phillips)
5 errors in a game	8/24/2008 at Col (Jay Bruce 2, Brandon Phillips, Joey Votto, Edwin Encarnacion)
4 run-scoring walks in a game, Reds pitchers	7/17/2016 at Cle (Steve Delabar 4, all in the 5th inning)
Most walks issued in a 4-game series	30 walks, 5/18-5/20, 2018 vs Cubs (club record)

Individual

Hit for the cycle.....	Eric Davis, 6/2/1989 vs SD
Hit for the cycle, opponent.....	Christian Yelich, twice in 2018, 8/29 at GABP & 9/17 at Miller Park
Inside-the-park home run	Jay Bruce, 6/15/2012 at NYM (Dillon Gee)
	(Ramon Santiago, 7/6/2014 vs Mil, after review was overturned as a putout by the RF because of fan interference)
Inside-the-park home run, opponent	Tommy La Stella, 6/25/2019 at LAA (Tyler Mahle)
Switch-hit homers in a game	Javier Valentin, 7/17/2005 vs Col (Jamey Wright & Brian Fuentes)
Switch-hit homers in a game, opponent	Ben Zobrist, 4/13/2014 vs TB (off Tony Cingrani & Nick Christiani)
Pinch-hit grand slam homer.....	Matt Davidson, 8/21/2020 at StL off Tyler Webb
Pinch-hit grand slam homer (pitcher)	Michael Lorenzen, 6/30/2018 vs Mil off Jacob Barnes
Pinch-hit grand slam homer, opponent.....	Colin Moran, 8/24/19 at Pit off Lucas Sims
Pinch-hit appearance by a pitcher	Michael Lorenzen, 9/25/2019 vs Mil (grounded out)
Pinch hit by a pitcher	Michael Lorenzen, 9/8/2019 vs Ari, walk-off RBI-double off T.J. McFarland
Pinch-hit appearance by a pitcher, opponent	Mike Minor, 6/16/19 vs Tex (grounded out off Sonny Gray)
Pinch hit by a pitcher, opponent.....	Brandon Woodruff, 5/21/19 at Mil, single off Sonny Gray
Pinch-hit walk by a pitcher.....	Michael Lorenzen, 4/9/2019 vs Mia off Wei-Yin Chen
Pinch-hit walk by a pitcher, opponent.....	Jacob deGrom, 9/9/2017 at NYM off Homer Bailey
Home run in 1-0 win	José Iglesias, 5/1/2019 at NYM off Edwin Díaz
Home run in 1-0 loss	RHP Noah Syndergaard, 5/2/2019 at NYM off Tyler Mahle
Homer in 1st ML game	Tyler Stephenson, 7/27/2020 vs Cubs off Duane Underwood Jr.
Homer in 1st ML plate appearance	Tyler Stephenson, 7/27/2020 vs Cubs off Duane Underwood Jr.
Homer in 1st ML plate appearance, pinch hitter.....	Ted Tappe, 9/14/1950 at Brooklyn
Homer in 1st Reds plate appearance.....	Tyler Stephenson, 7/27/2020 vs Cubs off Duane Underwood Jr.
Homer as 1st ML hit	Tyler Stephenson, 7/27/2020 vs Cubs off Duane Underwood Jr.
Pinch-hit homer as 1st ML hit.....	Juan Francisco, 9/18/2009 vs Fla off Leo Nunez
2 homers in an inning	Aaron Boone, 8/9/2002 vs SD off Brett Tomko (1st inning)
3 homers in a game, opponent.....	Adrian Gonzalez, 8/22/2016 vs LAD off Jumbo Diaz & Blake Wood 2
4 homers in a game, opponent.....	Mark Whiten, 9/7/1993/g2 vs StL (4hr, 12rbi)
16 total bases, opponent.....	Kris Bryant, 6/27/2016 vs Cubs (2 2B, 3 HR)
Home run by a pitcher, Starter	Tanner Roark, 6/1/2019 vs Wsh off Erick Fedde
Home run by a pitcher, Reliever.....	Michael Lorenzen, 9/4/2019 vs Phi off Blake Parker
Home run by a pitcher, opponent	Noah Syndergaard, 5/2/2019 at NYM off Tyler Mahle
Pinch-hit home run by a pitcher.....	Michael Lorenzen, twice in 2018, 6/30 vs Mil off Jacob Barnes (grand slam) & 6/24 vs Cubs off Mike Montgomery
4 homers in a season, pitcher as primary position	Michael Lorenzen, 2018 (2 as a pitcher, 2 as a pinch hitter)
3 homers in a season, pitcher	Micah Owings, 2009
Grand slam by a Reds pitcher.....	Twice in 2018, Michael Lorenzen, 6/30/2018 vs Mil off Jacob Barnes (pinch-hit) & Anthony DeSclafani, 6/23/2018 vs Cubs off Brian Duensing
Grand slam by an opposing pitcher.....	Chris Carpenter, 10/1/2009 vs StL off Kip Wells
Leadoff home run	Joey Votto, 8/29/2020/g2 vs Chi off Alec Mills
Leadoff home run, 1st pitch.....	3 times in 2019, Jesse Winker twice, 7/31 vs Pit off Dario Agrazal & 8/12 at Wsh off Erick Fedde & Josh VanMeter, 8/31/g2 at StL off Michael Wacha
Leadoff home run, opponent	2 times in 2020, Adam Frazier, 8/13 vs Pit off Anthony DeSclafani Ian Happ, 8/29g2 vs Chi off Tejay Antone
Leadoff home runs by Reds & opponent, same game ...	8/29/2020/g2 vs Chi, Chi's Ian Happ (off Tejay Antone) & Joey Votto (off Alec Mills)
Consecutive homers to lead off 1st	Nick Senzel & Joey Votto, 6/12/2019 at Cle off Zach Plesac
Consecutive homers to lead off 1st, opponent.....	Jimmy Rollins & Wil Nieves, 5/18/2014 at Phi off Tony Cingrani
3 consecutive homers to lead off 1st, opponent.....	Rickie Weeks, J.J. Hardy & Ryan Braun, 9/9/2007 vs Mil off Phil Dumatrait
2 consecutive homers to lead off season, opponent	Rickie Weeks & Carlos Gomez, 3/31/2011 vs Mil off Edinson Volquez

Game-ending homer.....	Rookie Tyler Stephenson, 9/14/g1 vs Pit off Sam Howard (7th inning)
Game-ending homer, opponent.....	5 times in 2019, Last: Kevin Newman, 9/27/2019 at Pit off Raisel Iglesias (9th inning)
Game-ending homer on Opening Day.....	Ramon Hernandez, 2011 vs Mil off John Axford
Game-ending pinch-hit homer.....	Rookie Tyler Stephenson, 9/14/2020/g1 vs Pit off Sam Howard
Game-ending pinch-hit homer, opponent.....	Ike Davis, 4/5/2014 at NYM off J.J. Hoover (grand slam)
Game-ending grand slam.....	Todd Frazier, 6/17/2015 vs Det off Joakim Soria
Game-ending grand slam, opponent.....	Pinch hitter Ike Davis, 4/5/2014 at NYM off J.J. Hoover
Game-ending pinch-hit grand slam.....	Don Pavletich, 6/11/1967 vs Hou off Dan Schneider
Game-ending pinch-hit grand slam, opponent.....	Ike Davis, 4/5/2014 at NYM off J.J. Hoover
Game-ending hit, Reds pitcher.....	Randy Keisler, 5/24/2005 vs Wsh, singled off Luis Ayala, 4-3 win in 14 innings
Game-ending hit by a Reds pitcher as a pinch hitter.....	Michael Lorenzen, 9/8/2019 vs Ari, walk-off RBI-double off T.J. McFarland
Homer in 3 straight games.....	Jesse Winker, 8/9-8/12, 2020 (3hr)
Homer in 4 straight games.....	Eugenio Suárez, 8/25-8/28, 2019 (4hr)
Homer in 5 straight games.....	Eugenio Suárez (tied club record), 7/23-7/27, 2018 (5hr)
2 homers in each of 2 consecutive games.....	Todd Frazier, 6/16 & 6/17, 2015 vs Det
5 homers in 2 games.....	Barry Larkin, 6/27/1991 vs SD (2hr) & 6/28/1991 vs Hou (3hr)
Homer in 4 straight plate appearances.....	4 (club record), Scooter Gennett, 6/6/2017 vs StL
3 hits in ML debut.....	Jay Bruce, 5/27/2008 vs Pit
Hit in 1st ML plate appearance, pitcher.....	R.J. Alaniz, 9/28/2019 at Pit (RBI-single off Alex McRae)
Hit in 1st ML plate appearance, player.....	3 times in 2020: Jose Garcia, 8/27/g1 at Mil (single on fifth pitch from Adrian Houser) Tyler Stephenson, 7/27 vs Cubs (homer off Duane Underwood Jr.) Shogo Akiyama, 7/24 vs Det (pinch-hit, RBI-single off José Cisnero)
Hits in 10 consecutive at bats.....	Woody Williams, 9/5-9/6, 1943 & Bip Roberts, 9/19-9/23, 1992 (club record)
Hits in 8 or 9 consecutive at bats.....	9 at bats, Dmitri Young, 6/27-6/29, 2001
Hits in 7 consecutive at bats.....	Scooter Gennett, 5/26-5/27, 2018 (7 consecutive plate apps)
Reach base safely in 6 consecutive plate apps, pinch hitter.....	Fred Lewis, 6/13-7/2, 2011
Reach base safely in 5 consecutive plate apps, pinch hitter.....	Jesse Winker, 4/16-5/4, 2018 (BB, RBI-1B, 2B, 1B, 1B)
Hits in 4 consecutive plate apps, pinch hitter.....	Phillip Ervin, 7/15-7/27, 2019 (1B, HR, 3B, 1B)
Hits in 5 consecutive plate apps, pinch hitter.....	Rick Auerbach, 8/14-9/13, 1978
2 hits in an inning, player.....	5 times in 2018, Last: Eugenio Suárez, 9/8 vs SD (2nd inning)
2 hits in an inning, pitcher.....	Mark Portugal, 6/29/1996 vs Cubs
2 hits in an inning, at least 3 batters.....	7 batters (Major League record), 8/3/89 vs Hou (1st inning, 14 runs)
2 hits in an inning, 2 batters.....	Joey Votto & Scooter Gennett, 4/27/2018 at Min (5th inning)
5 or 6 hits in a game.....	Phillip Ervin, 6 hits on 7/13/2019 at Col (1B, 3B, 2B, 1B, 1B, 1B)
6 hits in a game, opponent.....	Christian Yelich, 8/29/2018 vs Mil
5 hits in a game, rookie.....	Steve Selsky, 9/26/2016 at StL
Multi-hit game by a pitcher.....	5 times in 2019, Last: Luis Castillo (2 hits), 8/27 at Mia
3 hits in a game by a pitcher.....	Mike Leake, 7/24/2013 at SF
4 hits in a game by a pitcher.....	Bobby Livingston, 7/16/2007 at Atl
5 hits in a game by a pitcher.....	Pete Donohue, 5/22/1925 at Phi
4 doubles in a game (ties club record).....	Billy Hatcher, 8/21/1990 vs Cubs
3 doubles in a game.....	Twice in 2018, José Peraza, 8/15 vs Cle & Eugenio Suárez, 7/13 at StL
2 doubles in an inning.....	Jay Bruce, 5/11/2013 vs Mil (3rd Inning)
1 double & 1 homer in an inning.....	Eugenio Suárez, 8/24/2015 vs Det (6th inning)
1 triple & 1 homer in an inning.....	Brandon Phillips, 8/24/2015 vs Det (6th inning)
2 triples in a game.....	Nick Senzel, 7/13/2019 at Col
2 triples in a game, opponent.....	Hernán Pérez, 4/25/2017 at Mil
Pinch-hit triple.....	Shogo Akiyama, 8/8/2020 at Mil
Triple by a pitcher.....	Sonny Gray, 6/16/2019 vs Tex (off Ariel Jurado)
5 runs in a game.....	Sean Casey & Jeffrey Hammonds, 5/19/1999 at Col
4 runs in a game.....	Twice in 2019, Nick Senzel, 5/26 at Cubs & Derek Dietrich, 6/21 at Mil
2 runs in an inning.....	Josh VanMeter, 7/29/2019 vs Pit (2nd inning)

7, 8, 9 or 10 RBI in a game..... 10 (club record), Walker Cooper, 7/6/1949 vs Cubs & Scooter Gennett, 6/6/2017 vs StL
6 RBI in a game..... Ryan Lavarnway, 7/19/2019 vs StL
5 RBI in a game..... Eugenio Suárez, 9/5/2020 at Pit
5 RBI in a game, pitcher..... Paul Derringer, 8/20/1937 vs Cubs
5 RBI in a game, pitchers..... 8/19/2016 vs LAD, Tim Adleman 2 & Michael Lorenzen 3
4 RBI in a game, pitcher..... Twice in 2018, Starter Anthony DeSclafani, 6/23/2018 vs Cubs (grand slam off Brian Duensing)
& pinch hitter Michael Lorenzen, 6/30/2018 vs Mil (grand slam off Jacob Barnes)
3 RBI in a game, pitcher..... Reliever Michael Lorenzen, 8/29/2018 vs Mil (3-run HR off Taylor Williams)

Straight steal of home..... Brandon Phillips, 7/10/2009 at NYM (Fernando Nieve pitching)
Straight steal of home, opponent..... Wil Myers, 7/31/2016 at SD (Homer Bailey pitching)
Steal of home on a double steal..... Adam Dunn, 9/10/2004 vs Mil (Austin Kearns to second base)
Steal of home on a double steal, opponent..... Starling Marte, 4/11/2017 at Pit (Gregory Polanco to second base, Rookie Davis pitching)
Stolen base, pitcher..... Tony Cingrani, 9/5/2013 vs StL
Stolen base, pitcher as a pinch runner..... Michael Lorenzen, 5/2/2019 at NYM
Stolen base, opposing pitcher..... John Lackey, 8/16/2017 at Cubs (Homer Bailey pitching)
Caught stealing, pitcher..... Steve Parris, 6/5/2000 vs WSox

5 walks in a game..... 5, Joey Votto, 8/27/2017 vs Pit (tied club record)
4 walks in a game..... Twice in 2018, Joey Votto twice, 6/10 vs StL & 4/21 at StL
4 strikeouts in an inning, Reds batters..... 9/17/2011 vs Mil vs Yovani Gallardo (Mesoraco, Volquez, Phillips, Renteria)
Strikeouts in 9 consecutive plate appearances, opponent vs Reds batters..... Tyler Alexander, 8/2/20 at Det (club record)
10 consecutive outs recorded by strikeout, opponent vs Reds batters..... Tyler Alexander, 8/2/20 at Det

1-hitter, complete game, fewer than 9ip..... RHP Trevor Bauer, 8/19/2020 at KC (5-0 win, 7 innings)
1-hitter, complete game..... RHP Luis Castillo, 9/11/2020 at StL (3-1 win) & LHP Travis Wood, 7/10/2010 at Phi (0-1 loss)
1-hitter, CG, opponent..... RH Jameson Taillon, 4/8/2018 at Pit (Mahle 1B) & LH Madison Bumgarner, 6/28/2012 at SF (Hanigan 1B)
1-hitter, complete game, opponent, Reds pitcher with the only hit..... Tyler Mahle single off Jameson Taillon CG, 4/8/2018 at Pit
2-hitter, complete game, fewer than 9ip..... RHP Trevor Bauer, 8/2/20 at Det (4-0 win, 7 innings)
2-hitter, complete game..... RHP Johnny Cueto, 7/7/2015 at Wsh (5-0 win)
Last Reds pitcher to lose a no-hitter after the 6th inning..... RHP Luis Castillo, 7/4/2019 vs Mil, Keston Hiura singled with 1 out in 7th

1st win & 1st hit, Major League debut..... RHP Larry Luebbers, 7/3/1993 vs Pit (single, 5-3 win)
1st win & 1st hit, same game..... RHP R.J. Alaniz, 9/28/2019 at Pit (single, 4-2 win in 12 innings)
Win in Major League debut, starter..... RHP Robert Stephenson, 4/7/2016 vs Phi (10-6) & LHP Amir Garrett, 4/7/2017 at StL (2-0)
Win in Major League debut, reliever..... RHP Carlos Fisher, 5/24/2009 vs Cle (4-3 win)
Win in 1st Major League start..... RHP Robert Stephenson, 4/7/2016 vs Phi (10-6) & LHP Amir Garrett, 4/7/2017 at StL (2-0)
Wins in first 2 Major League starts..... RHP Robert Stephenson, 4/7 & 4/19, 2016 & LHP Amir Garrett, 4/7 & 4/12, 2017
Win in first 3 Major League starts..... RHP Wayne Simpson, 4/9-4/19, 1970

6 strikeouts,..... RHP Anthony DeSclafani, 6/23/2019 at Mil
6 strikeouts to begin a game (club record)..... RHP Anthony DeSclafani, 6/23/2019 at Mil & RHP Robert Stephenson, 8/25/17 vs Pit

Shutout in 1st Major League start..... LHP Charlie Leibrandt, 4/13/1980 vs Atl (5-0 win)
Shutout by a rookie..... RHP Kevin Jarvis, 5/10/1995 at Fla (2-0 win, 2-hitter)
Complete game by a rookie..... RHP Rob Bell, 9/13/2000 vs Chi (13-3 win) & LHP Lance Davis, 7/16/2001 vs Det (9-1 win)
Complete game in 1st Major League start..... RHP Jeff Russell, 8/13/1983 vs SD (3-1 win)
Complete game, shortened by rain..... RHP Bronson Arroyo, 7/1/2013 vs SF (8-1 win, 6 innings)
Complete game, fewer than 8.0 innings..... RHP Trevor Bauer, 8/19/2020/g2 at KC (5-0 win, scheduled 7 innings)
Complete game shutout, 7.0 innings or fewer..... RHP Trevor Bauer, 8/19/2020/g2 at KC (5-0 win, scheduled 7 innings)

5 homers allowed in a game, RHP..... Scott Feldman, 8/17/2017 at Cubs (tied club record)
5 homers allowed in a game, LHP..... Brandon Claussen, 7/18/2005 vs Cubs (tied club record)
4 homers allowed in a game, RHP..... Matt Harvey, 7/22/2018 vs Pit
4 homers allowed in a game, LHP..... Amir Garrett, 5/23/2017 vs Cle
4 homers allowed in an inning, RHP..... Scott Feldman, 8/17/2017 at Cubs (4th inning)
4 homers allowed in an inning, LHP..... Brandon Claussen, 4/22/2006 at Mil (4th inning)
3 homers allowed in an inning, RHP..... Robert Stephenson, 9/19/2020 vs CWS (8th inning)
3 homers allowed in an inning, LHP..... Brandon Finnegan, 7/5/2016 at Cubs (3rd inning)



- 2 straight complete gamesRHP Johnny Cueto, 4/16/2014 vs Pit (4-0 win) & 4/22/2014 at Pit (4-1 win)
- 3 straight complete games RHP Jose Rijo, 9/17-9/26, 1990
- 5 straight complete games LHP Tom Browning, 8/3-8/22, 1989
- 6 straight complete games RHP Tom Seaver, 8/6-8/31, 1977
- 2 straight complete-game shutouts RHP Tom Seaver, 9/20/1977 at SD (4-0 win) & 9/25/1977 at Atl (4-0 win)
- Complete game, both pitchers.....Cin's Brandon Finnegan & LA's Clayton Kershaw, 1-0 Reds loss on 5/23/2016 at LAD

- Position player to pitch3 times in 2020, all by IF/DH Matt Davidson, Last: 9/1 vs StL (16-2 Reds loss)
- Position player to pitch, opponentVictor Caratini, 5/26/2019 at Cubs (10-2 Reds win)
- Position player to catch Harry Spilman, 1g (2ip) in 1980
- Pitcher to play another position Michael Lorenzen, played CF, 9/27/2020 at Min (10th inning, 5-3 win)
- Pitcher to play another position, opponent Travis Wood, Pedro Strop & Spencer Patton, all in LF, all on 6/28/2016 vs Cubs (15 innings)
- Pitcher to appear in both games of a doubleheader RHP Matt Bowman, 5/27/2019 vs Pit (0.1ip, 1.0ip)

- 3 errors in a game3B Jack Hannahan 8/10/2013 vs SD
- 3 errors in a game, pitcher.....RHP Ramon Ortiz, 8/7/2005 vs Fla
- 4 errors in a game SS Pokey Reese, Opening Day 1998 vs SD
- 3 errors in an inning..... SS Pokey Reese, Opening Day 1998 vs SD (3rd inning)
- 3 passed balls in a game.....Jason LaRue, 8/14/2002 vs Ari

- 3 wild pitches in a game RHP Sonny Gray, 9/27/20 at Min
- 2 balks in a game RHP Johnny Cueto, 4/22/2015 at Mil & LHP Chris Hammond, 8/18/1990 vs Pit

- 3 batters hit by a pitch, inning.....Drew Storen, 5/8/2017 vs NYY (7th inning)

- Walkoff win, walk 5/19/2018/g1 vs Cubs, Justin Wilson walked Billy Hamilton to score Scott Schebler (5-4 win, 11 innings)
- Walkoff win, walk, opponent7/8/2018 at Cubs, Jackson Stephens walked David Bote to score Willson Contreras (6-5 win, 10 innings)
- Walkoff win, wild pitch/passed ball 7/17/2016 vs Mil, Billy Hamilton scored on a Jonathan Lucroy passed ball
- Walkoff win, wild pitch/passed ball, opponent8/12/2017 at Mil, wild pitch by Tim Adleman scored Erik Sogard (6-5 loss, 10 innings)
- 8/16/2017 at Cubs, wild pitch by Blake Wood scored Javier Baez (7-6 loss)



POSTSEASON

Following a 2020 season shortened to 60 games by a global pandemic fueled by the COVID-19 virus, the Reds earned 1 of 8 National League playoff spots for their first Postseason berth since 2013. From 2010–2013, the Reds appeared in the Postseason in 3 of 4 seasons, including NL Central Division championships in 2010 and 2012 and a berth in the 2013 Wild Card Game. In club history, that Postseason stretch is matched only by the teams that made 6 playoffs during the Big Red Machine era (1970, '72, '73, '75, '76, '79).



REDS POSTSEASON HISTORY

16 POSTSEASON APPEARANCES

1919 * 1939 * 1940 * 1961 * 1970 * 1972 * 1973
1975 * 1976 * 1979 * 1990 * 1995 * 2010 * 2012 * 2013 * 2020

5 WORLD SERIES TITLES

1919 * 1940 * 1975 * 1976 * 1990

9 NATIONAL LEAGUE PENNANTS

1919 * 1939 * 1940 * 1961 * 1970 * 1972 * 1975 * 1976 * 1990

10 DIVISION TITLES

1970 * 1972 * 1973 * 1975 * 1976 * 1979 * 1990 * 1995 * 2010 * 2012

In 1994, the Reds moved from the National League West to the NL Central.

Reds Postseason Record by Opponent

Franchise	NLWC	NLDS	NLCS	WS	Total
Arizona	--	--	--	--	--
Atlanta	0-2 (0-1)	--	0-4 (0-1)	--	0-6 (0-2)
Baltimore	--	--	--	1-4 (0-1)	1-4 (0-1)
Boston	--	--	--	4-3 (1-0)	4-3 (1-0)
Chicago (AL)	--	--	--	5-3 (1-0)	5-3 (1-0)
Chicago (NL)	--	--	--	--	--
Cleveland	--	--	--	--	--
Colorado	--	--	--	--	--
Detroit	--	--	--	4-3 (1-0)	4-3 (1-0)
Houston	--	--	--	--	--
Kansas City	--	--	--	--	--
Los Angeles (AL)	--	--	--	--	--
Los Angeles (NL)	--	3-0 (1-0)	--	--	3-0 (1-0)
Miami	--	--	--	--	--
Milwaukee	--	--	--	--	--
Minnesota	--	--	--	--	--
New York (NL)	--	--	2-3 (0-1)	--	2-3 (0-1)
New York (AL)	--	--	--	5-8 (1-2)	5-8 (1-2)
Oakland	--	--	--	7-4 (1-1)	7-4 (1-1)
Philadelphia	--	0-3 (0-1)	3-0 (1-0)	--	3-3 (1-1)
Pittsburgh	0-1 (0-1)	--	13-7 (4-1)	--	13-8 (4-2)
St. Louis	--	--	--	--	--
San Diego	--	--	--	--	--
San Francisco	--	2-3 (0-1)	--	--	2-3 (0-1)
Seattle	--	--	--	--	--
Tampa Bay	--	--	--	--	--
Texas	--	--	--	--	--
Toronto	--	--	--	--	--
Washington	--	--	--	--	--
Totals	0-3 (0-2)	5-6 (1-2)	18-14 (5-3)	26-25 (5-4)	49-48 (11-11)
Home Record	0-0	3-1	9-7	12-14	24-22
Road Record	0-3	2-5	9-7	14-11	25-26

(Series records in parentheses)

REDS POSTSEASON RESULTS

Year	Series	Opp	Result
1919	WS	Chi	W, 5-3
1939	WS	NYN	L, 4-0
1940	WS	Det	W, 4-3
1961	WS	NYN	L, 4-1
1970	NLCS	Pit	W, 3-0
	WS	Bal	L, 4-1
1972	NLCS	Pit	W, 3-2
	WS	Oak	L, 4-3
1973	NLCS	NYM	L, 3-2
1975	NLCS	Pit	W, 3-0
	WS	Bos	W, 4-3
1976	NLCS	Phi	W, 3-0
	WS	NYN	W, 4-0
1979	NLCS	Pit	L, 3-0
1990	NLCS	Pit	W, 4-2
	WS	Oak	W, 4-0
1995	NLDS	LAD	W, 3-0
	NLCS	Atl	L, 4-0
2010	NLDS	Phi	L, 3-0
2012	NLDS	SF	L, 3-2
2013	NLWC	Pit	L, 1-0
2020	NLWCS	Atl	L, 0-2

REDS POSTSEASON MVPs

Year	Series	Player
1975	WS	Pete Rose
1976	WS	Johnny Bench
1990	NLCS	Rob Dibble
1990	NLCS	Randy Myers
1990	WS	Jose Rijo

CLUBS WITH MULTIPLE WORLD SERIES TITLES

Team	Total
New York Yankees	27
St. Louis Cardinals	11
Boston Red Sox	9
Los Angeles Dodgers	6
Cincinnati Reds	5
New York Giants	5
Philadelphia Athletics	5
Pittsburgh Pirates	5
Detroit Tigers	4
Oakland Athletics	4
Baltimore Orioles	3
Chicago Cubs	3
Chicago White Sox	3
San Francisco Giants	3
Cleveland Indians	2
Florida Marlins	2
Kansas City Royals	2
Minnesota Twins	2
New York Mets	2
Philadelphia Phillies	2
Toronto Blue Jays	2

REDS ALL-TIME POSTSEASON ROSTER

Akiyama, Shogo.....	2020	Daubert, Jake.....	1919	Kasko, Eddie.....	1961	Rijo, Jose.....	1990
Anthony, Eric.....	1995	Davis, Eric.....	1990	King, Hal.....	1973	Ring, Jimmy.....	1919
Armbrister, Ed.....	1973, '75, '76	Derringer, Paul.....	1939, '40	Knight, Ray.....	1979	Ripple, Jimmy.....	1940
Armstrong, Jack.....	1990	Dibble, Rob.....	1990	Kopf, Larry.....	1919	Robinson, Derrick.....	2013
Arnovich, Morrie.....	1940	Driessen, Dan.....	1973, '75, '76, '79	Kosco, Andy.....	1973	Robinson, Frank.....	1961
Aquino, Aristides.....	2020	Duke, Zach.....	2013	LaCoss, Mike.....	1979	Rolen, Scott.....	2010, '12
Arredondo, Jose.....	2012	Duncan, Mariano.....	1990, '95	Larkin, Barry.....	1990, '95	Rose, Pete.....	1970, '72, '73, '75, '76
Arroyo, Bronson.....	2010, '12	Duncan, Pat.....	1919	Latos, Mat.....	2012	Roush, Edd.....	1919
Auerbach, Rick.....	1979	Eastwick, Rawly.....	1975, '76	Leake, Mike.....	2012, '13	Ruether, Dutch.....	1919
Bailey, Homer.....	2010, '12	Edwards, Johnny.....	1961	LeCure, Sam.....	2012, '13	Sabo, Chris.....	1990
Bair, Doug.....	1979	Eller, Hod.....	1919	Leibrandt, Charlie.....	1979	Sallee, Slim.....	1919
Baker, Bill.....	1940	Farmer, Kyle.....	2020	Lewis, Darren.....	1995	Sanders, Reggie.....	1995
Barnhart, Tucker.....	2020	Fisher, Ray.....	1919	Lewis, Mark.....	1995	Santiago, Benito.....	1995
Bates, Billy.....	1990	Flynn, Doug.....	1976	Lombardi, Ernie.....	1939, '40	Sarmiento, Manny.....	1976
Bauer, Trevor.....	2020	Foster, George.....	1972, '73, '75, '76, '79	Lorenzen, Michael.....	2020	Schourek, Pete.....	1995
Beggs, Joe.....	1940	Francisco, Juan.....	2010	Ludwick, Ryan.....	2012, '13	Scudder, Scott.....	1990
Bell, Gus.....	1961	Frazier, Todd.....	2012, '13	Lum, Mike.....	1976	Seaver, Tom.....	1979
Bench, Johnny.....	1970, '72, '73, '75, '76, '79	Freese, Gene.....	1961	Luque, Dolf.....	1919	Senzel, Nick.....	2020
Benzinger, Todd.....	1990	Frey, Lonny.....	1939, '40	Lynch, Jerry.....	1961	Shoffner, Milt.....	1940
Berger, Wally.....	1939	Gagliano, Phil.....	1973	Magee, Sherry.....	1919	Simmons, Al.....	1939
Billingham, Jack.....	1972, '73, '75, '76	Galvis, Freddy.....	2020	Mahler, Rick.....	1990	Simon, Alfredo.....	2012, '13
Blasingame, Don.....	1961	Gamble, Lee.....	1939	Maloney, Jim.....	1961	Sims, Lucas.....	2020
Bongiiovanni, Nino.....	1939	Gant, Ron.....	1995	Marshall, Sean.....	2012, '13	Smiley, John.....	1995
Boone, Bret.....	1995	Garcia, Jose.....	2020	Masset, Nick.....	2010	Smith, Jimmy.....	1919
Borbon, Pedro.....	1972, '73, '75, '76	Garrett, Amir.....	2020	May, Lee.....	1970	Soto, Mario.....	1979
Bordagaray, Frenchy.....	1939	Gernert, Dick.....	1961	McCormick, Frank.....	1939, '40	Spilman, Harry.....	1979
Bradley, Archie.....	2020	Geronimo, Cesar.....	1972, '73, '75, '76, '79	McCormick, Mike.....	1940	Stahl, Larry.....	1973
Braggs, Glenn.....	1990	Gomes, Jonny.....	2010	McEnaney, Will.....	1975, '76	Stewart, Jimmy.....	1970
Branson, Jeff.....	1995	Goodwin, Brian.....	2020	McGlothlin, Jim.....	1970, '72	Stubbs, Drew.....	2010, '12
Brantley, Jeff.....	1995	Goodman, Ival.....	1939, '40	McRae, Hal.....	1970, '72, '73	Suárez, Eugenio.....	2020
Bravo, Angel.....	1970	Granger, Wayne.....	1970	Menke, Denis.....	1972, '73	Taubensee, Eddie.....	1995
Bray, Bill.....	2010	Griffey, Ken Sr.....	1973, '75, '76	Merritt, Jim.....	1970	Thompson, Junior.....	1939, '40
Brosnan, Jim.....	1961	Grimley, Ross.....	1972, '73	Mesoraco, Devin.....	2013	Tolan, Bobby.....	1970, '72, '73
Browning, Tom.....	1990	Grisson, Lee.....	1939	Moore, Whitey.....	1939, '40	Tomlin, Dave.....	1973, '79
Broxton, Jonathan.....	2012	Groh, Heinie.....	1919	Morgan, Joe.....	1972, '73, '75, '76, '79	Turner, Jim.....	1940
Bruce, Jay.....	2010, '12, '13	Guise, Witt.....	1940	Morris, Hal.....	1990, '95	Uhlaender, Ted.....	1972
Burba, Dave.....	1995	Gullett, Don.....	1970, '72, '73, '75, '76	Moustakas, Mike.....	2020	Valdez, Wilson.....	2012
Cabrera, Orlando.....	2010	Hague, Joe.....	1972	Myers, Billy.....	1939, '40	Vander Meer, Johnny.....	1940
Cairo, Miguel.....	2010, '12	Hall, Tom.....	1972, '73	Myers, Randy.....	1990	Volquez, Edinson.....	2010
Carbo, Bernie.....	1970	Hamilton, Billy.....	2013	Navarro, Dioner.....	2012	Votto, Joey.....	2010, '12, '13, '20
Cardenas, Leo.....	1961	Hanigan, Ryan.....	2010, '12, '13	Neale, Greasy.....	1919	Walters, Bucky.....	1939, '40
Carrasco, Hector.....	1995	Hannahan, Jack.....	2013	Nelson, Roger.....	1973	Walton, Jerome.....	1995
Carroll, Clay.....	1970, '72, '73, '75	Harris, Lenny.....	1995	Nix, Laynce.....	2010	Washington, Ray.....	1970
Casali, Curt.....	2020	Hatcher, Billy.....	1990	Nolan, Gary.....	1970, '72, '75, '76	Wells, David.....	1995
Castellanos, Nick.....	2020	Heisey, Chris.....	2010, '12, '13	Norman, Fred.....	1973, '75, '76, '79	Werber, Billy.....	1939, '40
Castillo, Luis.....	2020	Helms, Tommy.....	1970	Oester, Ron.....	1990	Wilcox, Milt.....	1970
Chacon, Elio.....	1961	Henry, Bill.....	1961	Oliver, Joe.....	1990	Wilson, Jimmie.....	1940
Chaney, Darrel.....	1970, '72, '73, '75	Hernandez, Ramon.....	2010	Ondrusek, Logan.....	2010, '13	Wingo, Ivey.....	1919
Chapman, Aroldis.....	2010, '12, '13	Hernandez, Xavier.....	1995	O'Neill, Paul.....	1990	Winker, Jesse.....	2020
Charlton, Norm.....	1990	Hershenberger, Willard.....	1939	O'Toole, Jim.....	1961	Winningham, Herm.....	1990
Choo, Shin-Soo.....	2013	Hoover, J.J.....	2012, '13	Parra, Manny.....	2013	Wood, Travis.....	2010
Cline, Ty.....	1970	Howard, Thomas.....	1995	Pastore, Frank.....	1979	Woodward, Woody.....	1970
Cloninger, Tony.....	1970	Hume, Tom.....	1979	Paul, Xavier.....	2012, '13	Zachry, Pat.....	1976
Coleman, Gordy.....	1961	Hunt, Ken.....	1961	Perez, Tony.....	1970, '72, '73, '75, '76	Zimmerman, Jerry.....	1961
Collins, Dave.....	1979	Hutchings, Johnny.....	1940	Phillips, Brandon.....	2010, '12, '13		
Concepcion, Dave.....	1970, '72, '73, '75, '76, '79	Iglesias, Raisel.....	2020	Pinson, Vada.....	1961		
Corrales, Pat.....	1970	Izturis, Cesar.....	2013	Portugal, Mark.....	1995		
Cozart, Zack.....	2012, '13	Jackson, Danny.....	1990	Post, Wally.....	1961		
Craft, Harry.....	1939, '40	Jackson, Mike.....	1995	Purkey, Bob.....	1961		
Crosby, Ed.....	1973	Janish, Paul.....	2010	Quinones, Luis.....	1990		
Crowley, Terry.....	1975	Jankowski, Travis.....	2020	Raiden, Bill.....	1919		
Cruz, Hector.....	1979	Javier, Julian.....	1972	Rath, Morrie.....	1919		
Cueto, Johnny.....	2010, '12, '13	Jay, Joey.....	1961	Reed, Jeff.....	1990		
Darcy, Pat.....	1975	Johnson, Darrell.....	1961	Rettenmund, Merv.....	1975		
Davidson, Matt.....	2020	Johnson, Ken.....	1961	Rhodes, Arthur.....	2010		
		Jones, Sherman.....	1961	Riddle, Elmer.....	1940		
		Joost, Eddie.....	1940	Riggs, Lew.....	1940		

REDS POSTSEASON INDIVIDUAL BATTING RECORDS

Batting Average (Series, Minimum 10 PA)750, Billy Hatcher (9-for-12, 1990 WS vs Oak)
Batting Average (Postseason, Minimum 10 PA)571, Ivey Wingo, 1919 (4-for-7)
Slugging Percentage (Series, Minimum 10 PA)	1.250, Billy Hatcher (9-for-12, 4 2b, 3b, 1990 WS vs Oak)
Slugging Percentage (Postseason, Minimum 10 PA)926, Johnny Bench, 1976 (12-for-27, 2 2b, 3b, 3hr)
On-Base Percentage (Series, Minimum 10 PA)800, Billy Hatcher (9-for-12, 2bb, hbp, 1990 WS vs Oak)
On-Base Percentage (Postseason, Minimum 10 PA)700, Ivey Wingo, 1919 (4-for-7, 3bb)
Plate Appearances (Game)	6, Last: 5 players in 2020 NLWCS g1
Plate Appearances (Series)	37, Morrie Rath (1919 WS vs Chi)
Plate Appearances (Postseason)	54, Pete Rose, 1972 (22 vs Pit in NLCS, 32 vs Oak in WS)
At-Bats (Game)	6 (Many), Last: Nick Castellanos in NLWCS g1
At-Bats (Series)	31, Morrie Rath (1919 WS vs Chi)
At-Bats (Postseason)	48, Pete Rose, 1972 (20 vs Pit in NLCS, 28 vs Oak in WS)
Runs Scored (Game)	3 (3x), Bobby Tolan (1970 NLCS g2); Billy Hatcher (1990 WS g1); Bret Boone (1995 NLDS g3)
Runs Scored (Series)	6 (4x), Heinie Groh (1919 WS vs Chi); Edd Roush (1919 WS vs Chi); Lee May (1970 WS vs Bal); Billy Hatcher (1990 WS vs Oak)
Runs Scored (Postseason)	9, Joe Morgan, 1972 (5 vs Pit in NLCS, 4 vs Oak in WS)
Runs Batted In (Game)	5, Johnny Bench (1976 WS g4)
Runs Batted In (Series)	8 (2x), Pat Duncan (1919 WS vs Chi); Lee May (1970 WS vs Bal)
Runs Batted In (Postseason)	11, Tony Perez, 1975 (4 vs Pit in NLCS, 7 vs Bos in WS)
Hits (Game)	4, Billy Hatcher (1990 WS g2)
Hits (Series)	10 (4x), Greasy Neale (1919 WS vs Chi); Billy Werber (1940 WS vs Det); Tony Perez (1972 WS vs Oak); Pete Rose (1975 WS vs Bos)
Hits (Postseason)	15 (2x), Pete Rose, 1972 (9 vs Pit in NLCS, 6 vs Oak in WS); Pete Rose, 1975 (5 vs Pit in NLCS, 10 vs Bos in WS)
Doubles (Game)	2 (8x), Last: Brandon Phillips (2012 NLDS g2)
Doubles (Series)	4 (3x), Billy Werber (1940 WS vs Det); Pete Rose (1972 NLCS vs Pit); Billy Hatcher (1990 WS vs Oak)
Doubles (Postseason)	5, Billy Hatcher, 1990 (1 vs Pit in NLCS, 4 vs Oak in WS)
Triples (Game)	2, Dutch Ruether (1919 WS g1)
Triples (Series)	2 (2x), Dutch Ruether (1919 WS vs Chi); Larry Kopf (1919 WS vs Chi)
Triples (Postseason)	2 (2x), Dutch Ruether, 1919 WS (2 vs Chi in WS); Larry Kopf, 1919 WS (2 vs Chi in WS)
Home Runs (Game)	2 (3x), Tony Perez (1975 WS g5); Johnny Bench (1976 WS g4); Chris Sabo (1990 WS g3)
Home Runs (Series)	3 (2x), Tony Perez (1975 WS vs Bos); Ryan Ludwick (2012 NLDS vs SF)
Home Runs (Postseason)	4, Tony Perez, 1975 (1 vs Pit in NLCS, 3 vs Bos in WS)
Extra-Base Hits (Game)	3 (2x), Pete Rose (1976 NLCS g1); Billy Hatcher (1990 WS g2)
Extra-Base Hits (Series)	5, Billy Hatcher (1990 WS vs Oak)
Extra-Base Hits (Postseason)	7, Billy Hatcher, 1990 (2 vs Pit in NLCS, 5 vs Oak in WS)
Walks (Game)	3 (2x), Ivey Wingo (1919 WS g7); Joe Morgan (1976 NLCS g1)
Walks (Series)	6 (3x), Heinie Groh (1919 WS vs Chi); Joe Morgan (1972 WS vs Oak); Joe Morgan (1976 NLCS vs Phi)
Walks (Postseason)	8, Joe Morgan, 1976 (6 vs Phi in NLCS, 2 vs NYY in WS)
Intentional Walks (Game)	2 (4x), Last: Joe Morgan (1976 NLCS g2)
Intentional Walks (Series)	3 (2x), Johnny Bench (1972 WS vs Oak); Cesar Geronimo (1975 WS vs Bos)
Intentional Walks (Postseason)	3 (5x), Last: Hal Morris, 1995 (2 vs LAD in NLDS, 1 vs Atl in NLCS)
Strikeouts (Game)	5, Reggie Sanders (1995 NLDS g3)
Strikeouts (Series)	10, Reggie Sanders (1995 NLCS vs Atl)
Strikeouts (Postseason)	19, Reggie Sanders, 1995 (9 vs LAD in NLDS, 10 vs Atl in NLCS)
Hit by Pitch (Game)	2, Frank Robinson (1961 WS g4)
Hit by Pitch (Series)	2 (2x), Edd Roush (1919 WS vs Chi); Frank Robinson (1961 WS vs NYY)
Hit by Pitch (Postseason)	2 (2x), Edd Roush, 1919 (2 vs Chi in WS); Frank Robinson, 1961 (2 vs NYY in WS)
Stolen Bases (Game)	3 (2x), Joe Morgan (1975 NLCS g1); Ken Griffey (1975 NLCS g2)
Stolen Bases (Series)	5, Bobby Tolan (1972 WS vs Oak)
Stolen Bases (Postseason)	6, Joe Morgan, 1975 (4 vs Pit in NLCS, 2 vs Bos in WS)

REDS POSTSEASON CLUB RECORDS

Runs Scored (Inning).....	7, 10/19/1990 at Oak (WS g3, 3rd Inning)
Runs Scored (Game).....	10 (2x), 10/9/1919 at Chi (WS g8, W 10-5); 10/6/1995 vs LAD (NLDS g3, W 10-1)
Runs Scored (Series).....	35, 1919 WS vs Chi
Runs Scored (Postseason).....	48, 1975 (19 vs Pit in NLCS, 29 vs Bos in WS)
Fewest Runs Scored (Game).....	0 (12x), Last: 2020 NLWCS at Atl, 1-0 loss in Game 1 (13 innings) & 5-0 loss in Game 2
Fewest Runs Scored (Series).....	0, 2020 NLWCS at Atl
Fewest Runs Scored (Postseason).....	0, 2020 NLWCS at Atl, 1-0 loss in Game 1 (13 innings) & 5-0 loss in Game 2
Runs Allowed (Inning).....	6 (2x), 10/11/1975 at Bos (WS g1, 7th Inning); 10/11/2012 vs SF (NLDS g5, 5th Inning)
Runs Allowed (Game).....	13, 10/9/1961 vs NYY (WS g5, L 13-5)
Runs Allowed (Series).....	33, 1970 WS vs Bal
Runs Allowed (Postseason).....	37, 1975 (7 vs Pit in NLCS, 30 vs Bos in WS)
Fewest Runs Allowed (Game).....	0 (7x), Last: 10/7/2012 at SF (NLDS g2, W 9-0)
Fewest Runs Allowed (Series).....	3, 1970 NLCS vs Pit
Fewest Runs Allowed (Postseason).....	6, 2020 (6 at Atl in NLWCS)
Largest Margin of Victory (Game).....	9 (2x), 10/6/1995 vs LAD (NLDS g3, W 10-1); 10/7/2012 at SF (NLDS g2, W 9-0)
Largest Run Differential (Series).....	+15 (2x), 1919 WS vs Chi (35 RS, 20 RA); 1995 NLDS vs LAD (22 RS, 7 RA)
Largest Run Differential (Postseason).....	+22, 1976 (41 RS, 19 RA)
Largest Margin of Defeat (Game).....	8 (2x), 10/6/1940 at Det (WS g5, L 8-0); 10/9/1961 vs NYY (WS g5, L 13-5)
Largest Run Differential (Series).....	-15, 1973 NLCS vs NYM (8 RS, 23 RA)
Largest Run Differential (Postseason).....	-15, 1973 (8 RS, 23 RA)
Hits (Game).....	16, 10/9/1919 at Chi (WS g8)
Hits (Series).....	64, 1919 WS vs Chi
Hits (Postseason).....	94, 1990 (49 vs Pit in NLCS, 45 vs Oak in WS)
Fewest Hits (Game).....	0, 10/6/2010 at Phi (NLDS g1, Roy Halladay No-Hitter)
Fewest Hits (Series).....	11, 2010 NLDS vs Phi
Fewest Hits (Postseason).....	11, 2010 (11 vs Phi in NLDS)
Hits Allowed (Game).....	15 (2x), 10/9/1961 vs NYY (WS g5); 10/15/1970 at Bal (WS g5)
Hits Allowed (Series).....	60, 1975 WS vs Bos
Hits Allowed (Postseason).....	80, 1975 (20 vs Pit in NLCS, 60 vs Bos in WS)
Fewest Hits Allowed (Game).....	1, 10/12/1990 vs Pit (NLCS g6)
Fewest Hits Allowed (Series).....	15, 2020 NLWCS at Atl
Fewest Hits Allowed (Postseason).....	15, 2020 (15 at Atl in NLWCS)
Doubles (Game).....	5 (2x), 10/9/1976 at Phi (NLCS g1); 10/3/1995 at LAD (NLDS g1)
Doubles (Series).....	14, 1940 WS vs Det
Doubles (Postseason).....	18, 1990 (9 vs Pit in NLCS, 9 vs Oak in WS)
Triples (Game).....	3, 10/1/1919 vs Chi (WS g1)
Triples (Series).....	7, 1919 WS vs Chi
Triples (Postseason).....	7, 1919 (7 vs Chi in WS)
Home Runs (Game).....	3 (2x), 10/14/1975 vs Bos (WS g3); 10/6/1995 vs LAD (NLDS g3)
Home Runs (Series).....	7, 1975 WS vs Bos
Home Runs (Postseason).....	11, 1975 (4 vs Pit in NLCS, 7 vs Bos in WS)
Home Runs Allowed (Game).....	4, 10/7/1939 vs NYY (WS g3)
Home Runs Allowed (Series).....	10, 1970 WS vs Bal
Home Runs Allowed (Postseason).....	10, 1970 (0 vs Pit in NLCS, 10 vs Bal in WS)
Extra-Base Hits (Game).....	8, 10/9/1976 at Phi (NLCS g1)
Extra-Base Hits (Series).....	19, 1975 WS vs Bos
Extra-Base Hits (Postseason).....	28, 1976 (11 vs Phi in NLCS, 17 vs NYY in WS)
Extra-Base Hits Allowed (Game).....	8, 10/10/2012 vs SF (NLDS g4)
Extra-Base Hits Allowed (Series).....	17, 1970 WS vs Bal
Extra-Base Hits Allowed (Postseason).....	23, 1970 (6 vs Pit in NLCS, 17 vs Bal in WS)



Runners Left on Base (Game).....	13, 9/30/20 at Atl (NLWCS g1, 13 innings) & 12, 10/9/1919 at Chi (WS g8, 9 innings)
Runners Left on Base (Series).....	50, 1975 WS vs Bos
Runners Left on Base (Postseason).....	79, 1972 (30 vs Pit in NLCS, 49 vs Oak in WS)
Stolen Bases (Game).....	7, 10/5/1975 vs Pit (NLCS g2)
Stolen Bases (Series).....	12, 1972 WS vs Oak
Stolen Bases (Postseason).....	20, 1975 (11 vs Pit in NLCS, 9 vs Bos in WS)
Stolen Bases, Opponent (Game).....	3, 10/9/1990 at Pit (NLCS g4)
Stolen Bases, Opponent (Series).....	7, 1990 WS vs Oak
Stolen Bases, Opponent (Postseason).....	13, 1990 (6 vs Pit in NLCS, 7 vs Oak in WS)
Caught Stealing, Reds Baserunners (Game).....	2 (5x), Last: 10/11/1995 vs Atl (NLCS g2)
Caught Stealing, Reds Baserunners (Series).....	10, 1919 WS vs Chi
Caught Stealing, Reds Baserunners (Postseason).....	10, 1919 (10 vs Chi in WS)
Caught Stealing, Reds Catchers (Game).....	3, 10/3/1919 at Chi (WS g3)
Caught Stealing, Reds Catchers (Series).....	5, 1919 WS vs Chi
Caught Stealing, Reds Catchers (Postseason).....	5 (2x), 1919 (5 vs Chi in WS); 1972 (2 vs Pit in NLCS, 3 vs Oak in WS)
Errors (Game).....	4 (3x), 10/8/1919 vs Chi (WS g7); 10/8/1939 vs NYY (WS g4); 10/8/2010 at Phi (NLDS g2)
Errors (Series).....	13, 1919 WS vs Chi
Errors (Postseason).....	13, 1919 (13 vs Chi in WS)
Strikeouts, Reds Batters (Game).....	16, 9/30/20 at Atl (NLWCS g1, 13 Innings)
Strikeouts, Reds Batters (9-Inning Game).....	14, 10/18/1972 at Oak (WS g3)
Strikeouts, Reds Batters (Series).....	46, 1972 WS vs Oak
Strikeouts, Reds Batters (Postseason).....	74, 1972 (28 vs Pit in NLCS, 46 vs Oak in WS)
Strikeouts, Reds Pitchers (Game).....	21, 9/30/20 at Atl (NLWCS g1, 13 Innings)
Strikeouts, Reds Pitchers (9-Inning Game).....	12, 10/4/1990 vs Pit (NLCS g1)
Strikeouts, Reds Pitchers (Series).....	49, 1990 NLCS vs Pit
Strikeouts, Reds Pitchers (Postseason).....	77, 1990 (49 vs Pit in NLCS, 28 vs Oak in WS)
Strikeouts, Both Teams (Game).....	37, 2020 NLWCS at Atl (21 by Reds pitchers, 16 by Braves pitchers)
Walks, Reds Batters (Game).....	7, 10/9/1919 at Chi (WS g8)
Walks, Reds Batters (Series).....	27, 1972 WS vs Oak
Walks, Reds Batters (Postseason).....	37, 1972 (10 vs Pit in NLCS, 27 vs Oak in WS)
Walks, Reds Pitchers (Game).....	10, 10/6/1940 at Det (WS g5)
Walks, Reds Pitchers (Series).....	30 (2x), 1940 WS vs Det; 1975 WS vs Bos
Walks, Reds Pitchers (Postseason).....	40, 1975 (10 vs Pit in NLCS, 30 vs Bos in WS)
Hit Batsmen, Reds Batters (Game).....	2 (3x), 10/1/1919 vs Chi (WS g1); 10/9/1919 at Chi (WS g8); 10/8/1961 vs NYY (WS g4)
Hit Batsmen, Reds Batters (Series).....	5, 1919 WS vs Chi
Hit Batsmen, Reds Batters (Postseason).....	5, 1919 (5 vs Chi in WS)
Hit Batsmen, Reds Pitchers (Game).....	3, 10/8/2010 at Phi (NLDS g2)
Hit Batsmen, Reds Pitchers (Series).....	3 (2x), 1919 WS vs Chi; 2010 NLDS vs Phi
Hit Batsmen, Reds Pitchers (Postseason).....	3 (3x), 1919 (3 vs Chi in WS); 1972 (2 vs Pit in NLCS, 1 vs Oak in WS); 2010 (3 vs Phi in NLDS)

REDS POSTSEASON BATTING LEADERS, TOP 10 ALL-TIME

GAMES PLAYED

Johnny Bench.....	45
Pete Rose.....	42
Tony Perez.....	42
Joe Morgan.....	37
Cesar Geronimo.....	35
Dave Concepcion.....	32
George Foster.....	21
Bobby Tolan.....	20
Ken Griffey.....	20
Darrel Chaney.....	19

RUNS SCORED

Johnny Bench.....	27
Joe Morgan.....	21
Pete Rose.....	20
Tony Perez.....	16
Dave Concepcion.....	13
Bobby Tolan.....	13
Barry Larkin.....	11
George Foster.....	11
Ken Griffey.....	11
Cesar Geronimo.....	9

TRIPLES

Johnny Bench.....	3
Dave Concepcion.....	3
Pete Rose.....	2
Cesar Geronimo.....	2
Ken Griffey.....	2
Dutch Ruether.....	2
Barry Larkin.....	2
Larry Kopf.....	2
9 players tied with 1	

STRIKEOUTS

Tony Perez.....	35
Cesar Geronimo.....	34
Johnny Bench.....	29
Reggie Sanders.....	19
Joe Morgan.....	14
Pete Rose.....	13
George Foster.....	13
Dave Concepcion.....	12
Scott Rolen.....	12
Tolan, Menke, Duncan..	11

BATTING AVERAGE

Billy Hatcher.....	.519 (14-27)
Ryan Ludwick.....	.409 (9-22)
Hal McRae.....	.375 (9-24)
Chris Sabo.....	.368 (14-38)
Greasy Neale.....	.357 (10-28)
Johnny Edwards.....	.346 (9-26)
Barry Larkin.....	.338 (24-71)
Jimmy Ripple.....	.333 (7-21)
Billy Werber.....	.326 (14-43)
Pete Rose.....	.318 (55-173)

PLATE APPEARANCES

Pete Rose.....	194
Johnny Bench.....	188
Tony Perez.....	178
Joe Morgan.....	165
Cesar Geronimo.....	131
Dave Concepcion.....	112
George Foster.....	85
Ken Griffey.....	83
Bobby Tolan.....	83
Barry Larkin.....	78

RUNS BATTED IN

Tony Perez.....	25
Johnny Bench.....	20
Pete Rose.....	16
Dave Concepcion.....	13
Bobby Tolan.....	13
George Foster.....	12
Joe Morgan.....	11
Cesar Geronimo.....	11
Ken Griffey.....	11
Lee May.....	10

HOME RUNS

Johnny Bench.....	10
Tony Perez.....	6
Pete Rose.....	5
Joe Morgan.....	3
Cesar Geronimo.....	3
George Foster.....	3
Chris Sabo.....	3
Ryan Ludwick.....	3
6 players tied with 2	

WALKS

Joe Morgan.....	27
Johnny Bench.....	18
Pete Rose.....	17
Tony Perez.....	14
Cesar Geronimo.....	8
George Foster.....	8
Denis Menke.....	7
Barry Larkin.....	7
7 players tied with 6	

ON-BASE PERCENTAGE

Billy Hatcher.....	.567 (14-27, 2bb, hbp)
Ryan Ludwick.....	.519 (9-22, 4bb, hbp)
Jimmy Ripple.....	.440 (7-21, 4bb)
Paul O'Neill.....	.429 (9-29, 6bb)
Billy Werber.....	.408 (14-43, 6bb)
Chris Sabo.....	.405 (14-38, 3bb, sf)
Greasy Neale.....	.400 (10-28, 2bb)
Barry Larkin.....	.397 (24-71, 7bb)
Benito Santiago.....	.393 (6-22, 5bb, sf)
Pete Rose.....	.380 (55-173, 17bb, hbp, sf)

(Minimum 25 plate appearances)

HITS

Pete Rose.....	55
Johnny Bench.....	45
Tony Perez.....	38
Dave Concepcion.....	30
Joe Morgan.....	25
Barry Larkin.....	24
George Foster.....	22
Bobby Tolan.....	21
Cesar Geronimo.....	20
Ken Griffey.....	18

DOUBLES

Pete Rose.....	10
Johnny Bench.....	8
Joe Morgan.....	8
Tony Perez.....	6
Ken Griffey.....	5
Barry Larkin.....	5
Billy Hatcher.....	5
Dave Concepcion.....	4
Billy Werber.....	4
Brandon Phillips.....	4

STOLEN BASES

Joe Morgan.....	14
Ken Griffey.....	8
Barry Larkin.....	8
Dave Concepcion.....	7
Bobby Tolan.....	7
Johnny Bench.....	6
Cesar Geronimo.....	3
8 players tied with 2	

INTENTIONAL WALKS

Johnny Bench.....	6
Hal Morris.....	4
Pete Rose.....	4
Darrel Chaney.....	4
Joe Morgan.....	3
Cesar Geronimo.....	3
Dan Driessen.....	2
Jimmy Ripple.....	2
Todd Benzinger.....	2
Gene Freese.....	2

HITTING STREAKS

10 Barry Larkin	1990 WS g2/3/4; 1995 NLDS g1/2/3; 1995 NLCS g1/2/3/4
9 Billy Werber	1939 WS g2/3/4; 1940 WS g1/2/3/4/5/6
Pete Rose	1975 WS g2/3/4/5/6/7; 1976 NLCS g1/2/3
8 Dave Concepcion	1976 NLCS g3; 1976 WS g1/2/3/4; 1979 NLCS g1/2/3
Johnny Bench	1976 NLCS g1/2/3; 1976 WS g1/2/3/4; 1979 NLCS g1
Pete Rose	1970 WS g3/4/5; 1972 NLCS g1/2/3/4/5
Tony Perez	1972 NLCS g5; 1972 WS g1/2/3/4/5/6/7
7 Brandon Phillips	2010 NLDS g2/3; 2012 NLCS g1/2/3/4/5
Bobby Tolan	1970 NLCS g1/2/3; 1970 WS g1/2/3/4
George Foster	1976 NLCS g3; 1976 WS g1/2/3/4; 1979 NLCS g1/2
Hal McRae	1970 WS g2/3/5; 1972 WS g1/2/4/6
Ken Griffey	1975 WS g4/5/6/7; 1976 NLCS g1/2/3

REDS POSTSEASON INDIVIDUAL PITCHING RECORDS

Appearances (Series).....	6, Pedro Borbon (1972 WS vs Oak)
Appearances (Postseason).....	9, Pedro Borbon, 1972 (3 vs Pit in NLCS, 6 vs Oak in WS)
Games Started (Series).....	3 (2x), Paul Derringer (1940 WS vs Det); Don Gullett (1975 WS vs Bos)
Games Started (Postseason).....	4 (2x), Don Gullett, 1975 (1 vs Pit in NLCS, 3 vs Bos in WS); Jose Rijo, 1990 (2 vs Pit in NLCS, 2 vs Oak in WS)
Innings Pitched (Game).....	9.0 (14x), Last: Don Gullett (1975 NLCS g1)
Innings Pitched (Series).....	19.1, Paul Derringer (1940 WS vs Det)
Innings Pitched (Postseason).....	27.2 (2x), Don Gullett, 1975 (9 vs Pit in NLCS, 18.2 vs Bos in WS); Jose Rijo, 1990 (12.1 vs Pit in NLCS, 15.1 vs Oak in WS)
Wins (Series).....	2 (6x), Last: Jose Rijo (1990 WS vs Oak)
Wins (Postseason).....	3 (3x), Ross Grimsley, 1972 (1 vs Pit in NLCS, 2 vs Oak in WS); Rawly Eastwick, 1975 (1 vs Pit in NLCS, 2 vs Bos in WS); Jose Rijo, 1990 (1 vs Pit in NLCS, 2 vs Oak in WS)
Losses (Series).....	2 (2x), Bucky Walters (1939 WS vs NYY); Jim O'Toole (1961 WS vs NYY)
Losses (Postseason).....	2 (3x), Bucky Walters, 1939 (2 vs NYY in WS); Jim O'Toole, 1961 (2 vs NYY in WS); Clay Carroll, 1972 (1 vs Pit in NLCS, 1 vs Oak in WS)
Saves (Series).....	3, Randy Myers (1990 NLCS vs Pit)
Saves (Postseason).....	4, Randy Myers, 1990 (3 vs Pit in NLCS, 1 vs Oak in WS)
Hits Allowed (Game).....	10 (3x), Slim Sallee (1919 WS g2); Hod Eller (1919 WS g8); Don Gullett (1975 WS g1)
Hits Allowed (Series).....	19 (2x), Slim Sallee (1919 WS vs Chi); Don Gullett (1975 WS vs Bos)
Hits Allowed (Postseason).....	27, Don Gullett, 1975 (8 vs Pit in NLCS, 19 vs Bos in WS)
Runs Allowed (Game).....	7, Junior Thompson (1939 WS g3)
Runs Allowed (Series).....	9, Don Gullett (1975 WS vs Bos)
Runs Allowed (Postseason).....	12, Don Gullett, 1975 (3 vs Pit in NLCS, 9 vs Bos in WS)
Earned Runs Allowed (Game).....	7, Junior Thompson (1939 WS g3)
Earned Runs Allowed (Series).....	9, Don Gullett (1975 WS vs Bos)
Earned Runs Allowed (Postseason).....	12, Don Gullett, 1975 (3 vs Pit in NLCS, 9 vs Bos in WS)
Strikeouts (Game).....	12, Trevor Bauer (2020 NLWCS at Atl g1)
Strikeouts (Series).....	15 (3x), Hod Eller (1919 WS vs Chi); Don Gullett (1975 WS vs Bos); Jose Rijo (1990 NLCS vs Pit)
Strikeouts (Postseason).....	29, Jose Rijo, 1990 (15 vs Pit in NLCS, 14 vs Oak in WS)
Walks (Game).....	6 (2x), Paul Derringer (1940 WS g4); Joey Jay (1961 WS g2)
Walks (Series).....	10 (2x), Paul Derringer (1940 WS vs Det); Don Gullett (1975 WS vs Bos)
Walks (Postseason).....	12 (2x), Don Gullett, 1975 (2 vs Pit in NLCS, 10 vs Bos in WS); Jose Rijo, 1990 (7 vs Pit in NLCS, 5 vs Oak in WS)

10 + STRIKEOUTS IN A GAME, REDS PITCHERS

K	Game	Opp	Pitchers Used (K)
21	2020 NLWCS g1 (13 Innings)	at Atl	Bauer (12), Iglesias (4), Sims (1), Lorenzen (4)
16	2012 NLDS g3 (10 Innings)	vs SF	Bailey (10), Marshall (1), Chapman (2), Broxton (3)
12	1990 NLCS g1	vs Pit	Rijo (8), Charlton (1), Dibble (3)
11	1970 WS g1	vs Bal	Nolan (7), Carroll (4)
	1990 NLCS g3	at Pit	Jackson (4), Dibble (3), Charlton (1), Myers (3)
10	1940 WS g1	vs Det	Derringer (1), Moore (7), Riddle (2)
	1990 NLCS g4	at Pit	Rijo (7), Myers (1), Dibble (2)
	1995 NLDS g3	vs LAD	Wells (8), Jackson (1), Brantley (1)

0 WALKS ISSUED IN A GAME, REDS PITCHERS

Game	Opp	Pitchers Used (IP)
1919 WS g7	vs Chi	Slim Sallee (4.1), Ray Fisher (0.2), Dolf Luque (4.0)
1939 WS g2	at NYY	Bucky Walters (8.0)
1940 WS g3	at Det	Jim Turner (6.0), Whitey Moore (1.0), Joe Beggs (1.0)
1972 NLCS g1	at Pit	Don Gullett (6.0), Pedro Borbon (2.0)
1972 NLCS g4	vs Pit	Ross Grimsley (9.0)

REDS POSTSEASON PITCHING LEADERS, TOP 10 ALL-TIME

APPEARANCES

Clay Carroll.....	22
Pedro Borbon.....	20
Don Gullett.....	17
Gary Nolan.....	11
Jack Billingham.....	10
Rawly Eastwick.....	9
Tom Hall.....	9
Will McEnaney.....	8
Grimsley, Myers, Dibble.....	7

WINS

Don Gullett.....	4
Clay Carroll.....	4
Rawly Eastwick.....	4
Jose Rijo.....	3
Ross Grimsley.....	3
7 players tied with 2	

HITS ALLOWED

Don Gullett.....	61
Gary Nolan.....	53
Jack Billingham.....	28
Paul Derringer.....	26
Fred Norman.....	26
Clay Carroll.....	24
Bucky Walters.....	21
4 players tied with 19	

GAMES STARTED

Gary Nolan.....	11
Don Gullett.....	10
Jack Billingham.....	6
Paul Derringer.....	5
Fred Norman.....	4
Jose Rijo.....	4
6 players tied with 3	

LOSSES

Don Gullett.....	3
Johnny Cueto.....	2
Clay Carroll.....	2
Ross Grimsley.....	2
Gary Nolan.....	2
Paul Derringer.....	2
Bucky Walters.....	2
Jim O'Toole.....	2
Junior Thompson.....	2
28 players tied with 1	

RUNS ALLOWED

Don Gullett.....	27
Gary Nolan.....	22
Fred Norman.....	13
Junior Thompson.....	13
Paul Derringer.....	12
Bucky Walters.....	12
Jack Billingham.....	11
4 players tied with 8	

INNINGS PITCHED

Don Gullett.....	78.1
Gary Nolan.....	59.1
Jack Billingham.....	42.0
Paul Derringer.....	34.2
Clay Carroll.....	32.1
Bucky Walters.....	29.0
Jose Rijo.....	27.2
Pedro Borbon.....	26.0
Fred Norman.....	23.1
Pete Schourek.....	21.1

SAVES

Randy Myers.....	4
Pedro Borbon.....	3
Will McEnaney.....	3
Clay Carroll.....	2
Don Gullett.....	1
Jack Billingham.....	1
Rawly Eastwick.....	1
Tom Hall.....	1
Rob Dibble.....	1
Jeff Brantley.....	1

EARNED RUN AVERAGE

Rob Dibble.....	0.00 (7g, 9.2ip, 0er)
Randy Myers.....	0.00 (7g, 8.2ip, 0er)
Bronson Arroyo.....	0.73 (2gs, 12.1ip, 1er)
Homer Bailey.....	1.00 (2g, 1gs, 9ip, 1er)
Slim Sallee.....	1.35 (2gs, 13.1ip, 2er)
Clay Carroll.....	1.39 (22g, 32.1ip, 5er)
Norm Charlton.....	1.50 (5g, 6ip, 1er)
Bob Purkey.....	1.64 (2g, 1gs, 11ip, 2er)
Pete Schourek.....	1.69 (3gs, 21.1ip, 4er)
Aroldis Chapman.....	1.93 (5g, 4.2ip, 1er)

*Minimum 5g or 9ip

COMPLETE GAMES BY REDS PITCHERS

CG	Pitcher	Game	Opp	IP
3	Paul Derringer	1939 WS g1	at NYY	8.1
		1940 WS g4	at Det	9.0
		1940 WS g7	vs Det	9.0
	Bucky Walters	1939 WS g2	at NYY	8.0
		1940 WS g2	vs Det	9.0
		1940 WS g6	vs Det	9.0
2	Hod Eller	1919 WS g5	at Chi	9.0
		1919 WS g8	at Chi	9.0
1	Don Gullett	1975 NLCS g1	vs Pit	9.0
	Ross Grimsley	1972 NLCS g4	vs Pit	9.0
	Joey Jay	1961 WS g2	at NYY	9.0
	Slim Sallee	1919 WS g2	vs Chi	9.0
	Dutch Ruether	1919 WS g1	vs Chi	9.0
	Jimmy Ring	1919 WS g4	at Chi	9.0
Bob Purkey	1961 WS g3	vs NYY	9.0	

SHUTOUTS BY REDS PITCHERS

Game	Opp	Score	Pitchers Used (IP)
1919 WS g4	at Chi	W, 2-0	Ring (9)
1919 WS g5	at Chi	W, 5-0	Eller (9)
1940 WS g6	vs Det	W, 4-0	Walters (9)
1970 NLCS g1	at Pit	W, 3-0	Nolan (9), Carroll (1)
1972 WS g3	at Oak	W, 1-0	Billingham (8), Carroll (1)
1990 WS g1	vs Oak	W, 7-0	Rijo (7), Dibble (1), Myers (1)
2012 NLDS g2	at SF	W, 9-0	Arroyo (7), Hoover (1), Arredondo (1)

FEWEST HITS ALLOWED BY REDS PITCHERS

Game	Opp	Hits	Pitchers Used (Hits Allowed)
1990 NLCS g6	vs Pit	1	Jackson (1), Charlton (0), Myers (0)
1972 NLCS g4	vs Pit	2	Grimsley (2)
1990 WS g4	at Oak	2	Rijo (2), Myers (0)
2012 NLDS g2	at SF	2	Arroyo (1), Hoover (0), Arredondo (1)



REDS POSTSEASON MISCELLANEOUS

REDS WALK-OFF WINS (6)

Game	Opp.	Winning Run	Final (Inn.)
*1972 NLCS Game 5	Pit	Wild pitch (Foster scores)	W, 4-3 (9)
1973 NLCS Game 1	NYM	Bench solo home run	W, 2-1 (9)
1975 WS Game 3	Bos	Morgan single (Geronimo scores)	W, 6-5 (10)
*1976 NLCS Game 3	Phi	Griffey single (Concepcion scores)	W, 7-6 (9)
1976 WS Game 2	NYN	Perez single (Griffey scores)	W, 4-3 (9)
1990 WS Game 2	Oak	Oliver single (Bates scores)	W, 5-4 (10)

* Clinched series victory

REDS WALK-OFF LOSSES (4)

Game	Opp.	Winning Run	Final (Inn.)
1939 WS Game 1	NYN	Dickey single (Keller scores)	L, 2-1 (9)
1972 WS Game 4	Oak	Mangual single (Tenace scores)	L, 3-2 (9)
1975 WS Game 6	Bos	Fisk solo home run	L, 7-6 (12)
2020 WCS Game 1	Atl	Freeman single (Pache scores)	L, 1-0 (13)

REDS IN POSTSEASON ELIMINATION GAMES (9-10)

2020 NLWC at Atl	Game 2	0-5, L
2012 NLDS vs SF	Game 5	4-6, L
2010 NLDS vs Phi	Game 3	0-2, L
1995 NLCS vs Atl	Game 4	0-6, L
1979 NLCS vs Pit	Game 3	1-7, L
1975 WS vs Bos	Game 7	4-3, W
1973 NLCS vs NYM	Game 5	2-7, L
1973 NLCS vs NYM	Game 4	2-1, W
1972 WS vs Oak	Game 7	2-3, L
1972 WS vs Oak	Game 6	8-1, W
1972 WS vs Oak	Game 5	5-4, W
1972 NLCS vs Pit	Game 5	4-3, W
1972 NLCS vs Pit	Game 4	7-1, W
1970 WS vs Bal	Game 5	3-9, L
1970 WS vs Bal	Game 4	6-5, W
1961 WS vs NYN	Game 5	5-13, L
1940 WS vs Det	Game 7	2-1, W
1940 WS vs Det	Game 6	4-0, W
1939 WS vs NYN	Game 4	4-7, L

Courtesy @EliasSports

MLB'S LONGEST 1-0 GAMES, POSTSEASON HISTORY

2020 NLWC Game 1	Cin 0, @Atl 1	13 innings
1997 NLCS Game 6	Cle 1, @Bal 0	11 innings
1981 NLDS Game 2	LA 0, @Hou 1	11 innings
1980 NLCS Game 3	Phi 0, @Hou 1	11 innings
1969 ALCS Game 2	Min 0, @Bal 1	11 innings

Courtesy @EliasSports

REDS EXTRA-INNING GAMES (5-9)

Game	Opp.	Inn.	Result
1973 NLCS Game 4	at NYM	12	W, 2-1
1975 WS Game 6	at Bos	12	L, 7-6
1979 NLCS Game 1	vs Pit	11	L, 5-2
1995 NLCS Game 1	vs Atl	11	L, 2-1
1919 WS Game 6	vs Chi	10	L, 5-4
1939 WS Game 4	vs NYN	10	L, 7-4
1970 NLCS Game 1	at Pit	10	W, 3-0
1975 NLCS Game 3	at Pit	10	W, 5-3
1975 WS Game 3	vs Bos	10	W, 6-5
1979 NLCS Game 2	vs Pit	10	L, 3-2
1990 WS Game 2	vs Oak	10	W, 5-4
1995 NLCS Game 2	vs Atl	10	L, 6-2
2012 NLDS Game 3	vs SF	10	L, 2-1
2020 NLWCS Game 1	at Atl	* 13	L, 1-0

* Longest 1-0 game in Postseason history

REDS SHUTOUT WINS (7)

Year	Game	Opponent	Score
2012	DS 2	Giants	9-0
1990	WS 1	Athletics	7-0
1972	WS 3	Athletics	1-0
1970	LCS 1	Pirates	3-0 (10)
1940	WS 6	Tigers	4-0
1919	WS 5	White Sox	5-0
1919	WS 4	White Sox	2-0

REDS' SHUTOUT LOSSES (12)

Year	Game	Opponent	Score
2020	WC 2	Braves	0-5
2020*	WC 1	Braves	0-1 (13)
2010	DS 3	Phillies	0-2
2010	DS 1	Phillies	0-4
1995	LCS 4	Braves	0-6
1975	WS 1	Red Sox	0-6
1973	LCS 2	Mets	0-5
1961	WS 4	Yankees	0-7
1961	WS 1	Yankees	0-2
1940	WS 5	Tigers	0-8
1939	WS 2	Yankees	0-4
1919	WS 3	White Sox	0-3

* Longest 1-0 game in Postseason history

@BAUEROUTAGE

In the 13-inning, 1-0 loss at Atl in Game 1 of the 2020 NL Wild Card Series, **Trevor Bauer** became the first pitcher in **Postseason history** to record at least **12 strikeouts** without allowing a walk or a run...listed below are the 4 other pitchers who allowed at least 12 strikeouts in a **Postseason game** without issuing a walk, but all 4 allowed at least 1 run.

	IP	R	BB	K
Trevor Bauer, 2020 NLWC1, Cin at Atl	7.2	0	0	12
Gerrit Cole, 2020 ALWC1, NYY at Cle	7.0	2	0	13
Stephen Strasburg, 2019 NLCS3, Wsh vs StL	7.0	1	0	12
Gerrit Cole, 2018 ALDS2, Hou vs Cle	7.0	1	0	12
Tom Seaver, 1973 NLCS1, NYM at Cin	8.1	2	0	13

2021 NOTES





1919 WORLD SERIES

CINCINNATI REDS 5, CHICAGO WHITE SOX 3

Game 1 @ CIN (Crosley Field) - Reds 9, White Sox 1

Oct. 1 - The Reds snapped a 1-1 tie in the fourth inning with 4 runs off Eddie Cicotte...Dutch Ruether went the distance and held the Sox to just 6 hits...he also helped his own cause with 3 hits at the plate.

	1	2	3	4	5	6	7	8	9	R	H	E	Attendance
Chi	0	1	0	0	0	0	0	0	0	1	6	1	30,511
Cin	1	0	0	5	0	0	2	1	x	9	14	1	

WP - Ruether (1-0), LP - Cicotte (0-1), Save - None
HR - None

Game 2 @ CIN (Crosley Field) - Reds 4, White Sox 2

Oct. 2 - Larry Kopf's 2-run triple capped a 3-run fourth inning...the Reds added a run in the sixth on an RBI-single by Greasy Neale...Slim Sallee went the distance, allowing just 2 runs while scattering 10 hits.

	1	2	3	4	5	6	7	8	9	R	H	E	Attendance
Chi	0	0	0	0	0	0	2	0	0	2	10	1	29,698
Cin	0	0	0	3	0	1	0	0	x	4	4	3	

WP - Sallee (1-0), LP - Williams (0-1), Save - None
HR - None

Game 3 @ CHI (Comiskey Park) - White Sox 3, Reds 0

Oct. 3 - Dickie Kerr earned the complete-game shutout...the Sox got all the runs they would need in the second inning on a 2-run single by Chick Gandil...Reds batters produced just 3 hits.

	1	2	3	4	5	6	7	8	9	R	H	E	Attendance
Cin	0	0	0	0	0	0	0	0	0	0	3	1	29,126
Chi	0	2	0	1	0	0	0	0	x	3	7	0	

WP - Kerr (1-0), LP - Fisher (0-1), Save - None
HR - None

Game 4 @ CHI (Comiskey Park) - Reds 2, White Sox 0

Oct. 4 - Jimmy Ring earned the complete-game shutout for the Reds, allowing Chicago just 3 hits...the Reds scored twice in the fifth inning on a White Sox error and an RBI-double by Greasy Neale.

	1	2	3	4	5	6	7	8	9	R	H	E	Attendance
Cin	0	0	0	0	2	0	0	0	0	2	5	2	34,363
Chi	0	0	0	0	0	0	0	0	0	0	3	2	

WP - Ring (1-0), LP - Cicotte (0-2), Save - None
HR - None

Game 5 @ CHI (Comiskey Park) - Reds 5, White Sox 0

Oct. 6 - Four runs in the sixth inning, including 2 on Edd Roush's triple, broke open a scoreless game...Hod Eller fanned 9 batters, including 6 in a row at one point, en route to the complete-game shutout.

	1	2	3	4	5	6	7	8	9	R	H	E	Attendance
Cin	0	0	0	0	0	4	0	0	1	5	4	0	34,379
Chi	0	0	0	0	0	0	0	0	0	0	3	3	

WP - Eller (1-0), LP - Williams (0-1), Save - None
HR - None

Game 6 @ CIN (Crosley Field) - White Sox 5, Reds 4 (10)

Oct. 7 - The Sox scored the game's final 5 runs...with the game tied 4-4 in the 10th, Chick Gandil singled home the game-ending run...the Reds pounded out 11 hits, including 3 from Greasy Neale.

	1	2	3	4	5	6	7	8	9	10	R	H	E	Attendance
Chi	0	0	0	0	1	3	0	0	0	1	5	10	3	32,006
Cin	0	0	2	2	0	0	0	0	0	0	4	11	0	

WP - Kerr (2-0), LP - Ring (1-1), Save - None
HR - None

Chicago Batting

Player	AVG	G	AB	R	H	HR	RBI
ECollins	.226	8	31	2	7	0	1
SCollins	.250	4	16	2	4	0	0
Felsch	.192	8	26	2	5	0	3
Gandil	.233	8	30	1	7	0	5
Jackson	.375	8	32	5	12	1	6
Leibold	.056	5	18	0	1	0	0
Lynn	.000	1	1	0	0	0	0
McMullin	.500	2	2	0	1	0	0
Murphy	.000	3	2	0	0	0	0
Risberg	.080	8	25	3	2	0	0
Schalk	.304	8	23	1	7	0	2
Weaver	.324	8	34	4	11	0	0

Chicago Pitching

Player	W-L	ERA	G	SV	IP	H	ER
Cicotte	1-2	2.91	3	0	21.2	19	7
James	0-0	5.79	1	0	4.2	8	3
Kerr	2-0	1.42	2	0	19.0	14	3
Lowdermilk	0-0	9.00	1	0	1.0	2	1
Mayer	0-0	0.00	1	0	1.0	0	0
Wilkinson	0-0	1.23	2	0	7.1	9	1
Williams	0-3	6.61	3	0	16.1	12	12

Cincinnati Batting

Player	AVG	G	AB	R	H	HR	RBI
Daubert	.241	8	29	4	7	0	1
Duncan	.269	8	26	3	7	0	8
Groh	.172	8	29	6	5	0	2
Kopf	.222	8	27	3	6	0	3
Magee	.500	2	2	0	1	0	0
Neale	.357	8	28	3	10	0	4
Rariden	.211	5	19	0	4	0	2
Rath	.226	8	31	5	7	0	2
Roush	.214	8	28	6	6	0	7
Smith	.000	1	0	0	0	0	0
Wingo	.571	3	7	1	4	0	1

Cincinnati Pitching

Player	W-L	ERA	G	SV	IP	H	ER
Eller	2-0	2.00	2	0	18.0	13	4
Fisher	0-1	2.35	2	0	7.2	7	2
Luque	0-0	0.00	2	0	5.0	1	0
Ring	1-1	0.64	2	0	14.0	7	1
Ruether	1-0	2.57	2	0	14.0	12	4
Sallee	1-1	1.35	2	0	13.1	19	2

NL Standings

Cincinnati	96	44	.686	-
New York	87	53	.621	9.0
Chicago	75	65	.536	21.0
Pittsburgh	71	68	.511	24.5
Brooklyn	69	71	.493	27.0
Boston	57	82	.410	38.5
St. Louis	54	83	.393	40.5
Philadelphia	47	90	.343	47.5



Game 7 @ CIN (Crosley Field) - White Sox 4, Reds 1

Oct. 8 - Shano Collins scored the game-winning run on a single by Joe Jackson in the third inning...Eddie Cicotte allowed just 1 run on 7 hits... reliever Dolf Luque tossed 4 shutout innings.

	1	2	3	4	5	6	7	8	9	R	H	E	Attendance
Chi	1	0	1	0	2	0	0	0	0	4	10	1	13,932
Cin	0	0	0	0	0	1	0	0	0	1	7	4	

WP - Cicotte (1-2), LP - Sallee (1-1), Save - None
HR - None

Game 8 @ CHI (Comiskey Park) - Reds 10, White Sox 5

Oct. 9 - The Reds scored 4 runs in the first inning and coasted to victory to wrap up their first World Series title...Hod Eller pitched his second complete game of the series, allowing 10 hits...the Reds pounded out 16 hits, including 2 or more from 6 different players.

	1	2	3	4	5	6	7	8	9	R	H	E	Attendance
Cin	4	1	0	0	1	3	0	1	0	10	16	2	32,930
Chi	0	0	1	0	0	0	0	4	0	5	10	1	

WP - Eller (2-0), LP - Williams (0-3), Save - None
HR - Jackson

"1919 Black Sox Scandal"

Chicago White Sox Pitcher Eddie Cicotte and outfielder Shoeless Joe Jackson tearfully confessed to a Cook County grand jury that they and third baseman Buck Weaver, center fielder Oscar (Happy) Felsch, first baseman Arnold (Chick) Gandil, utility infielder Fred McMullin, shortstop Charles (Swede) Risberg and pitcher Claude (Lefty) Williams had conspired with known gamblers, allegedly including Arnold Rothstein, to throw the 1919 World Series.

While none of the 8 players were convicted in court, all were banned from the game for life by the first commissioner of baseball, former Federal Judge Kenesaw Mountain Landis.

Weaver, who had known about the conspiracy from the beginning, refused to participate and batted .324 in the World Series. He was banned, however, for not exposing his teammates. Jackson, who admitted taking \$5,000, batted .375 with a homer and 6 RBI.

Risberg committed 4 errors and batted .080, but did not receive a cent. Gandil - the organizer of the scam - walked away with \$30,000 and immediately announced his retirement. Cicotte lost 2 of his 3 starts and earned a \$10,000 payday. He later told the jury it was not worth the effort.



1939 WORLD SERIES

NEW YORK YANKEES 4, CINCINNATI REDS 0

Game 1 @ NY (Yankee Stadium) - Yankees 2, Reds 1

Oct. 4 - With the game knotted at 1-1 in the bottom of the ninth inning, the Yankees' Charlie Keller hit a 1-out triple and eventually scored the game-winner on a Bill Dickey single...Red Ruffing held the Reds to 4 hits and earned the complete-game victory.

	1	2	3	4	5	6	7	8	9	R	H	E	Attendance
Cin	0	0	0	1	0	0	0	0	0	1	4	0	58,541
NY	0	0	0	0	1	0	0	0	1	2	6	0	

WP - Ruffing (1-0), LP - Derringer (0-1), Save - None
HR - None

Game 2 @ NY (Yankee Stadium) - Yankees 4, Reds 0

Oct. 5 - Monte Pearson tossed a no-hitter through 7.1 innings before allowing a single to catcher Ernie Lombardi...Babe Dahlgren doubled and homered.

	1	2	3	4	5	6	7	8	9	R	H	E	Attendance
Cin	0	0	0	0	0	0	0	0	0	0	2	0	59,791
NY	0	0	3	1	0	0	0	x		4	9	0	

WP - Pearson (1-0), LP - Walters (0-1), Save - None
HR - Dahlgren

Game 3 @ CIN (Crosley Field) - Yankees 7, Reds 3

Oct. 7 - Charlie Keller spearheaded the Yankees attack with 2 homers and 4 RBI to help New York take a commanding 3-0 lead in the series...the Reds collected 10 hits, all singles, but managed only 3 hits after the third inning.

	1	2	3	4	5	6	7	8	9	R	H	E	Attendance
NY	2	0	2	0	3	0	0	0	0	7	5	1	32,723
Cin	1	2	0	0	0	0	0	0	0	3	10	0	

WP - Hadley (1-0), LP - Thompson (0-1), Save - None
HR - Keller 2, DiMaggio, Dickey

Game 4 @ CIN (Crosley Field) - Yankees 7, Reds 4 (10)

Oct. 8 - The Yankees earned the World Series crown with a dramatic 3-run 10th inning...with the Reds holding a 4-2 lead in the ninth, the Yankees rallied for 2 runs to tie the game on a Reds' error and an infield hit...in the 10th, catcher Ernie Lombardi was stunned by a home-plate collision and lay helplessly as DiMaggio rounded the bases to score on a single...during that inning, the Reds' defense committed 3 errors.

	1	2	3	4	5	6	7	8	9	10	R	H	E	Attendance
NY	0	0	0	0	0	0	2	0	2	3	7	7	1	32,794
Cin	0	0	0	0	0	0	3	1	0	0	4	11	4	

WP - Murphy (1-0), LP - Walters (0-2), Save - None
HR - Keller, Dickey

New York Batting

Player	AVG	G	AB	R	H	HR	RBI
Crosetti	.063	4	16	2	1	0	1
Dahlgren	.214	4	14	2	3	1	2
Dickey	.267	4	15	2	4	2	5
DiMaggio	.313	4	16	3	5	1	3
Gordon	.143	4	14	1	2	0	1
Keller	.438	4	16	8	7	3	6
Rolfe	.125	4	16	2	2	0	0
Selkirk	.167	4	12	0	2	0	0

New York Pitching

Player	W-L	ERA	G	SV	IP	H	ER
Gomez	0-0	9.00	1	0	1.0	3	1
Hadley	1-0	2.25	1	0	8.0	7	2
Hildebrand	0-0	0.00	1	0	4.0	2	0
Murphy	1-0	2.70	1	0	3.1	5	1
Pearson	1-0	0.00	1	0	9.0	2	0
Ruffing	1-0	1.00	1	0	9.0	4	1
Sundra	0-0	0.00	1	0	2.2	4	0

Cincinnati Batting

Player	AVG	G	AB	R	H	HR	RBI
Berger	.000	4	15	0	0	0	1
Bongiovanni	.000	1	1	0	0	0	0
Bordagaray	.000	2	0	0	0	0	0
Craft	.091	4	11	0	1	0	0
Frey	.000	4	17	0	0	0	0
Gamble	.000	1	1	0	0	0	0
Goodman	.333	4	15	3	5	0	1
Hershberger	.500	3	2	0	1	0	1
Lombardi	.214	4	14	0	3	0	2
McCormick	.400	4	15	1	6	0	1
Myers	.333	4	12	2	4	0	0
Simmons	.250	1	4	1	1	0	0
Werber	.250	4	16	1	4	0	2


Cincinnati Pitching

Player	W-L	ERA	G	SV	IP	H	ER
Derringer	0-1	2.35	2	0	15.1	9	4
Grissom	0-0	0.00	1	0	1.1	0	0
Moore	0-0	0.00	1	0	3.0	0	0
Thompson	0-1	13.50	1	0	4.2	5	7
Walters	0-2	4.91	2	0	11.0	13	6

NL Standings

Cincinnati	97	57	.630	-
St. Louis	92	61	.601	4.5
Brooklyn	84	69	.549	12.5
Chicago	84	70	.545	13.0
New York	77	74	.510	18.5
Pittsburgh	68	85	.444	28.5
Boston	63	88	.417	32.5
Philadelphia	45	106	.298	50.0





1940 WORLD SERIES

CINCINNATI REDS 4, DETROIT TIGERS 3

Game 1 @ CIN (Crosley Field) - Tigers 7, Reds 2

Oct. 2 - Detroit broke the game open when its first 5 batters in the top of the second inning reached base safely.

	1	2	3	4	5	6	7	8	9	R	H	E	Attendance
Det	0	5	0	0	2	0	0	0	0	7	10	1	31,793
Cin	0	0	0	1	0	0	0	1	0	2	8	3	

WP - Newsom (1-0), LP - Derringer (0-1), Save - None
HR - Campbell

Game 2 @ CIN (Crosley Field) - Reds 5, Tigers 3

Oct. 3 - The Tigers scored twice in the first inning, but Reds starter Bucky Walters allowed only 1 additional run as part of a complete-game effort.

	1	2	3	4	5	6	7	8	9	R	H	E	Attendance
Det	2	0	0	0	1	0	0	0	0	3	3	1	30,640
Cin	0	2	2	1	0	0	0	x	0	5	9	0	

WP - Walters (1-0), LP - Rowe (0-1), Save - None
HR - Ripple

Game 3 @ DET (Briggs Stadium) - Tigers 7, Reds 4

Oct. 4 - Detroit broke a 1-1 tie with 4 runs in the bottom of the seventh inning, highlighted by a pair of 2-run home runs.

	1	2	3	4	5	6	7	8	9	R	H	E	Attendance
Cin	1	0	0	0	0	0	1	2	4	4	10	1	52,877
Det	0	0	0	1	0	0	4	2	x	7	13	1	

WP - Bridges (1-0), LP - Turner (0-1), Save - None
HR - York, Higgins

Game 4 @ DET (Briggs Stadium) - Reds 5, Tigers 2

Oct. 5 - Paul Derringer earned the complete-game victory for the Reds.

	1	2	3	4	5	6	7	8	9	R	H	E	Attendance
Cin	2	0	1	1	0	0	0	1	0	5	11	1	54,093
Det	0	0	1	0	0	1	0	0	0	2	5	1	

WP - Derringer (1-1), LP - Trout (0-1), Save - None
HR - None

Game 5 @ DET (Briggs Stadium) - Tigers 8, Reds 0

Oct. 6 - Bobo Newsom recorded his second complete game of the series, while Hank Greenberg had 3 hits and drove in 4 runs.

	1	2	3	4	5	6	7	8	9	R	H	E	Attendance
Cin	0	0	0	0	0	0	0	0	0	0	3	0	55,189
Det	0	0	3	4	0	0	0	1	x	8	13	0	

WP - Newsom (2-0), LP - Thompson (0-1), Save - None
HR - Greenberg

Game 6 @ CIN (Crosley Field) - Reds 4, Tigers 0

Oct. 7 - Bucky Walters went the distance, surrendering just 5 hits.

	1	2	3	4	5	6	7	8	9	R	H	E	Attendance
Det	0	0	0	0	0	0	0	0	0	0	5	0	30,481
Cin	2	0	0	0	1	0	1	x	4	10	2		

WP - Walters (2-0), LP - Rowe (0-2), Save - None
HR - Walters

Game 7 @ CIN (Crosley Field) - Reds 2, Tigers 1

Oct. 8 - Trailing 1-0 in the seventh inning, Frank McCormick and Jimmy Ripple hit back-to-back doubles and Billy Myers added a sacrifice fly.

	1	2	3	4	5	6	7	8	9	R	H	E	Attendance
Det	0	0	1	0	0	0	0	0	0	1	7	0	26,854
Cin	0	0	0	0	0	0	2	0	x	2	7	1	

WP - Derringer (2-1), LP - Newsom (2-1), Save - None
HR - None

Detroit Batting											
Player	AVG	G	AB	R	H	HR	RBI				
Averill	.000	3	3	0	0	0	0				
Bartell	.269	7	26	2	7	0	3				
Campbell	.360	7	25	4	9	1	5				
Croucher	.000	1	0	0	0	0	0				
Fox	.000	1	1	0	0	0	0				
Gehring	.214	7	28	3	6	0	1				
Greenberg	.357	7	28	5	10	1	6				
Higgins	.333	7	24	2	8	1	6				
McCosky	.304	7	23	5	7	0	1				
Sullivan	.154	5	13	2	0	0	0				
Tebbetts	.000	4	11	0	0	0	0				
York	.231	7	26	3	6	1	2				

Detroit Pitching											
Player	W-L	ERA	G	SV	IP	H	ER				
Bridges	1-0	3.00	1	0	9.0	10	3				
Gorsica	0-0	0.79	2	0	11.1	6	1				
Hutchinson	0-0	9.00	1	0	1.0	1	1				
McKain	0-0	3.00	1	0	3.0	4	1				
Newsom	2-1	1.38	3	0	26.0	18	4				
Rowe	0-2	17.18	2	0	3.2	12	7				
Smith	0-0	2.25	1	0	4.0	1	1				
Trout	0-1	9.00	1	0	2.0	6	2				

Cincinnati Batting											
Player	AVG	G	AB	R	H	HR	RBI				
Arnovich	.000	1	1	0	0	0	0				
Baker	.250	3	4	1	1	0	0				
Craft	.000	1	1	0	0	0	0				
Frey	.000	3	2	0	0	0	0				
Goodman	.276	7	29	5	8	0	5				
Joost	.200	7	25	0	5	0	2				
Lombardi	.333	2	3	0	1	0	0				
FMcCormick	.214	7	28	2	6	0	0				
MMcCormick	.310	7	29	1	9	0	2				
Myers	.130	7	23	0	3	0	2				
Riggs	.000	3	3	1	0	0	0				
Ripple	.333	7	21	3	7	1	6				
Werber	.370	7	27	5	10	0	2				
Wilson	.353	6	17	2	6	0	0				

Cincinnati Pitching											
Player	W-L	ERA	G	SV	IP	H	ER				
Beggs	0-0	9.00	1	0	1.0	3	1				
Derringer	2-1	2.79	3	0	19.1	17	6				
Hutchings	0-0	9.00	1	0	1.0	2	1				
Moore	0-0	3.24	3	0	8.1	8	3				
Riddle	0-0	0.00	1	0	1.0	0	0				
Thompson	0-1	16.20	1	0	3.1	8	6				
Turner	0-1	7.50	1	0	6.0	8	5				
Vander Meer	0-0	0.00	1	0	3.0	2	0				
Walters	2-0	1.50	2	0	18.0	8	3				

NL Standings

Cincinnati	100	53	.654	-
Brooklyn	88	65	.575	12.0
St. Louis	84	69	.549	16.0
Pittsburgh	78	76	.506	22.5
Chicago	75	79	.487	25.5
New York	72	80	.474	27.5
Boston	65	87	.428	34.5
Philadelphia	50	103	.327	50.0



1961 WORLD SERIES

NEW YORK YANKEES 4, CINCINNATI REDS 1

Game 1 @ NYY (Yankee Stadium) - Yankees 2, Reds 0

Oct. 4 - Elston Howard and Bill Skowron each belted solo homers to power Whitey Ford to his record eighth World Series victory.

New York Batting							
Player	AVG	G	AB	R	H	HR	RBI
Berra	.273	4	11	2	3	1	3
Blanchard	.400	4	10	4	4	2	3
Boyer	.267	5	15	0	4	0	3
Gardner	.000	1	1	0	0	0	0
Howard	.250	5	20	5	5	0	1
Kubek	.227	5	22	3	5	0	1
Lopez	.333	4	9	3	3	1	7
Mantle	.167	2	6	0	1	0	0
Maris	.105	5	19	4	2	1	2
Reed	.000	3	0	0	0	0	0
Richardson	.391	5	23	2	9	0	0
Skowron	.353	5	17	3	6	1	5

	1	2	3	4	5	6	7	8	9	R	H	E	Attendance
Cin	0	0	0	0	0	0	0	0	0	0	2	0	62,397
NYY	0	0	0	1	0	1	0	0	x	2	6	0	

WP - Ford (1-0), LP - O'Toole (0-1), Save - None
HR - Howard, Skowron

Game 2 @ NYY (Yankee Stadium) - Reds 6, Yankees 2

Oct. 5 - Joey Jay allowed the Yankees just 2 runs on 4 hits.

New York Pitching							
Player	W-L	ERA	G	SV	IP	H	ER
Arroyo	1-0	2.25	2	0	4.0	4	1
Coates	0-0	0.00	1	1	4.0	1	0
Daley	1-0	0.00	2	0	7.0	5	0
Ford	2-0	0.00	2	0	14.0	6	0
Stafford	0-0	2.70	1	0	6.2	7	2
Terry	0-1	4.82	2	0	9.1	12	5

	1	2	3	4	5	6	7	8	9	R	H	E	Attendance
Cin	0	0	0	2	1	1	0	2	0	6	9	0	63,093
NYY	0	0	0	2	0	0	0	0	0	2	4	3	

WP - Jay (1-0), LP - Terry (0-1), Save - None
HR - Coleman, Berra

Game 3 @ CIN (Crosley Field) - Yankees 3, Reds 2

Oct. 7 - Johnny Blanchard delivered a clutch pinch-hit homer in the eighth inning to tie the game at 2-2...Roger Maris then won the game with a homer in the ninth.

Cincinnati Batting							
Player	AVG	G	AB	R	H	HR	RBI
Bell	.000	3	3	0	0	0	0
Blasingame	.143	3	7	1	1	0	0
Cardenas	.333	3	3	0	1	0	0
Chacon	.250	4	12	2	3	0	0
Coleman	.250	5	20	2	5	1	2
Edwards	.364	3	11	1	4	0	2
Freese	.063	5	16	0	1	0	0
Gernert	.000	4	4	0	0	0	0
Johnson	.500	2	4	0	2	0	0
Kasko	.318	5	22	1	7	0	1
Lynch	.000	4	3	0	0	0	0
Pinson	.091	5	22	0	2	0	0
Post	.333	5	18	3	6	1	2
Robinson	.200	5	15	3	3	1	4
Zimmerman	.000	2	0	0	0	0	0

	1	2	3	4	5	6	7	8	9	R	H	E	Attendance
NYY	0	0	0	0	0	0	1	1	1	3	6	1	32,589
Cin	0	0	1	0	0	0	1	0	0	2	8	0	

WP - Arroyo (1-0), LP - Purkey (0-1), Save - None
HR - Maris, Blanchard

Game 4 @ CIN (Crosley Field) - Yankees 7, Reds 0

Oct. 8 - Whitey Ford combined with Jim Coates to blank the Reds on 5 hits...Ford left the contest in the sixth inning, but not before he extended his World Series scoreless streak to 32.0 innings, eclipsing Babe Ruth's record of 29.2 innings.

Cincinnati Pitching							
Player	W-L	ERA	G	SV	IP	H	ER
Brosnan	0-0	7.50	3	0	6.0	9	5
Henry	0-0	19.29	2	0	2.1	4	5
Hunt	0-0	0.00	1	0	1.0	0	0
Jay	1-1	5.59	2	0	9.2	8	6
Johnson	0-0	0.00	1	0	0.2	0	0
Jones	0-0	0.00	1	0	0.2	0	0
Maloney	0-0	27.00	1	0	0.2	4	2
O'Toole	0-2	3.00	2	0	12.0	11	4
Purkey	0-1	1.64	2	0	11.0	6	2

	1	2	3	4	5	6	7	8	9	R	H	E	Attendance
NYY	0	0	0	1	1	2	3	0	0	7	11	0	32,589
Cin	0	0	0	0	0	0	0	0	0	0	5	1	

WP - Ford (2-0), LP - O'Toole (0-2), Save - Coates (1)
HR - None

Game 5 @ CIN (Crosley Field) - Yankees 13, Reds 5

Oct. 9 - With Mickey Mantle and Yogi Berra out of the lineup with injuries, the Yankees resorted to the bench and erupted for 6 runs in the first 2 innings...Hector Lopez drove in 5 runs as the Yankees pounded out 15 hits off 8 Reds pitchers.

	1	2	3	4	5	6	7	8	9	R	H	E	Attendance
NYY	5	1	0	5	0	2	0	0	0	13	15	1	32,589
Cin	0	0	3	0	2	0	0	0	0	5	11	3	

WP - Daley (1-0), LP - Jay (1-1), Save - None
HR - Blanchard, Lopez, Robinson, Post

NL Standings

Cincinnati	93	61	.604	-
Los Angeles	89	65	.578	4.0
San Francisco	85	69	.552	8.0
Milwaukee	83	71	.539	10.0
St. Louis	80	74	.519	13.0
Pittsburgh	75	79	.487	18.0
Chicago	64	90	.416	29.0
Philadelphia	47	107	.305	46.0



1970 NLCS

CINCINNATI REDS 3, PITTSBURGH PIRATES 0

Game 1 @ PIT (Three Rivers Stadium) - Reds 3, Pirates 0 (10)

Oct. 3 - Pete Rose's run-scoring single in the 10th inning, followed by Lee May's 2-run double, ended a scoreless pitching duel between Gary Nolan and Dock Ellis.

Pittsburgh Batting							
Player	AVG	G	AB	R	H	HR	RBI
Alley	.000	2	7	0	0	0	0
Alou	.250	3	12	1	3	0	0
Cash	.125	2	8	1	1	0	0
Clemente	.214	3	14	1	3	0	1
Hebner	.667	2	6	0	4	0	0
Jeter	.000	3	2	0	0	0	0
Mazeroski	.000	1	2	0	0	0	0
Oliver	.250	2	8	0	2	0	1
Pagan	.333	1	3	0	1	0	0
Patek	.000	1	3	0	0	0	0
Robertson	.200	2	5	0	1	0	0
Sanguillen	.167	3	12	0	2	0	0
Stargell	.500	3	12	0	6	0	1

	1	2	3	4	5	6	7	8	9	10	R	H	E	Attendance
Cin	0	0	0	0	0	0	0	0	0	3	3	9	0	33,088
Pit	0	0	0	0	0	0	0	0	0	0	0	8	0	

WP - Nolan (1-0), LP - Ellis (0-1), Save - Carroll (1)
HR - None

Game 2 @ PIT (Three Rivers Stadium) - Reds 3, Pirates 1

Oct. 4 - Bobby Tolan collected 3 hits, including a homer, and scored all 3 Reds runs...starter Jim Merritt earned his seventh straight win over the Pirates...19-year-old Don Gullett tossed 3.1 hitless frames for the save.

Pittsburgh Pitching							
Player	W-L	ERA	G	SV	IP	H	ER
Ellis	0-1	2.79	1	0	9.2	9	3
Gibbon	0-0	0.00	2	0	0.1	1	0
Giusti	0-0	3.86	2	0	2.1	3	1
Moose	0-1	3.52	1	0	7.2	4	3
Walker	0-1	1.29	1	0	7.0	5	1

	1	2	3	4	5	6	7	8	9	R	H	E	Attendance
Cin	0	0	1	0	1	0	0	1	0	3	8	1	39,317
Pit	0	0	0	0	1	0	0	0	0	1	5	2	

WP - Merritt (1-0), LP - Walker (0-1), Save - Gullett (1)
HR - Tolan

Game 3 @ CIN (Riverfront Stadium) - Reds 3 - Pirates 2

Oct. 5 - Pinch-hitter Ty Cline walked in the eighth inning and scored on back-to-back singles by Pete Rose and Bobby Tolan to put the Reds in the lead...Milt Wilcox picked up the victory in relief of Tony Cloninger.

Cincinnati Batting							
Player	AVG	G	AB	R	H	HR	RBI
Bench	.222	3	9	2	2	1	1
Bravo	.000	1	1	0	0	0	0
Carbo	.000	2	6	0	0	0	0
Cline	1.000	2	1	2	1	0	0
Concepcion	.000	3	0	0	0	0	0
Helms	.273	3	11	0	3	0	0
May	.167	3	12	0	2	0	2
McRae	.000	2	4	0	0	0	0
Perez	.333	3	12	1	4	1	2
Rose	.231	3	13	1	3	0	1
Stewart	.000	1	2	0	0	0	0
Tolan	.417	3	12	3	5	1	2
Woodward	.100	3	10	0	1	0	0

	1	2	3	4	5	6	7	8	9	R	H	E	Attendance
Pit	1	0	0	0	1	0	0	0	0	2	10	0	40,538
Cin	2	0	0	0	0	0	0	1	x	3	5	0	

WP - Wilcox (1-0), LP - Moose (0-1), Save - Gullett (2)
HR - Perez, Bench

Cincinnati Pitching							
Player	W-L	ERA	G	SV	IP	H	ER
Carroll	0-0	0.00	2	1	1.1	2	0
Cloninger	0-0	5.40	1	0	5.0	7	2
Granger	0-0	0.00	1	0	0.2	1	0
Gullett	0-0	0.00	2	2	3.2	1	0
Merritt	1-0	1.69	1	0	5.1	3	1
Nolan	1-0	0.00	1	0	9.0	8	0
Wilcox	1-0	0.00	1	0	3.0	1	0

NL West Standings

Cincinnati	102	60	.630	-
Los Angeles	87	74	.540	14.5
San Francisco	86	76	.531	16.0
Houston	79	83	.488	23.0
Atlanta	76	86	.469	26.0
San Diego	63	99	.389	39.0




1970 WORLD SERIES
BALTIMORE ORIOLAS 4, CINCINNATI REDS 1
Game 1 @ CIN (Riverfront Stadium) - Orioles 4, Reds 3

Oct. 10 - Boog Powell hit a 2-run homer and Ellie Hendricks and Brooks Robinson added solo shots as the Orioles overcame an early 3-0 deficit... Jim Palmer pitched 8.2 innings, allowing just 3 runs on 5 hits.

	1	2	3	4	5	6	7	8	9	R	H	E	Attendance
Bal	0	0	0	2	1	0	1	0	0	4	7	2	51,531
Cin	1	0	2	0	0	0	0	0	0	3	5	0	

WP - Palmer (1-0), **LP** - Nolan (0-1), **Save** - Richert (1)
HR - Powell, B. Robinson, Hendricks, May

Game 2 @ CIN (Riverfront Stadium) - Orioles 6, Reds 5

Oct. 11 - For the second straight game the Reds jumped out to a 3-0 lead but could not hold on...the Orioles scored 5 runs in the fifth inning... Boog Powell blasted his second homer of the series and Ellie Hendricks added a 2-run double.

	1	2	3	4	5	6	7	8	9	R	H	E	Attendance
Bal	0	0	0	1	5	0	0	0	0	6	10	2	51,531
Cin	3	0	1	0	0	1	0	0	0	5	7	0	

WP - Phoebus (1-0), **LP** - Wilcox (0-1), **Save** - Hall (1)
HR - Powell, Tolan, Bench

Game 3 @ BAL (Memorial Stadium) - Orioles 9, Reds 3

Oct. 13 - Dave McNally went the distance for the O's and hit a grand slam in the sixth inning...Brooks Robinson made 2 great defensive plays.

	1	2	3	4	5	6	7	8	9	R	H	E	Attendance
Cin	0	1	0	0	0	0	2	0	0	3	9	0	51,773
Bal	2	0	1	0	1	4	1	0	x	9	10	1	

WP - McNally (1-0), **LP** - Cloninger (0-1), **Save** - None
HR - Buford, F. Robinson, McNally

Game 4 @ BAL (Memorial Stadium) - Reds 6, Orioles 5

Oct. 14 - Lee May's clutch 3-run homer in the eighth inning sent the Reds to their only victory of the Series and snapped the Orioles' 17-game winning streak...Clay Carroll picked up the victory in relief.

	1	2	3	4	5	6	7	8	9	R	H	E	Attendance
Cin	0	1	1	0	1	0	0	3	0	6	8	3	53,007
Bal	0	1	3	0	0	1	0	0	0	5	8	0	

WP - Carroll (1-0), **LP** - Watt (0-1), **Save** - None
HR - Rose, May, B. Robinson

Game 5 @ BAL (Memorial Stadium) - Orioles 9, Reds 3

Oct. 15 - The Orioles overcame a 3-run deficit for the third time in the Series and coasted to a 9-3 win and a World Series championship...Baltimore's Frank Robinson and Merv Rettenmund each homered and drove in 2 runs...pitcher Mike Cuellar allowed only 2 hits after the first inning.

	1	2	3	4	5	6	7	8	9	R	H	E	Attendance
Cin	3	0	0	0	0	0	0	0	0	3	6	0	45,341
Bal	2	2	2	0	1	0	0	2	x	9	15	0	

WP - Cuellar (1-0), **LP** - Merritt (0-1), **Save** - None
HR - F. Robinson, Rettenmund

Baltimore Batting							
Player	AVG	G	AB	R	H	HR	RBI
Belanger	.105	5	19	0	2	0	1
Blair	.474	5	19	5	9	0	3
Buford	.267	4	15	3	4	1	1
Etchebarren	.143	2	7	1	1	0	0
Hendricks	.364	3	11	1	4	1	4
Johnson	.313	5	16	2	5	0	2
Powell	.294	5	17	6	5	2	5
Rettenmund	.400	2	5	2	2	1	2
BRobinson	.429	5	21	5	9	2	6
FRobinson	.273	5	22	5	6	2	4
Salmon	1.000	1	1	1	1	0	0

Baltimore Pitching							
Player	W-L	ERA	G	SV	IP	H	ER
Cuellar	1-0	3.18	2	0	11.1	10	4
Drabosky	0-0	2.70	2	0	3.1	2	1
Hall	0-0	0.00	1	1	2.1	0	0
Lopez	0-0	0.00	1	0	0.1	0	0
McNally	1-0	3.00	1	0	9.0	9	3
Palmer	1-0	4.60	2	0	15.2	11	8
Phoebus	1-0	0.00	1	0	1.2	1	0
Richert	0-0	0.00	1	1	0.1	0	0
Watt	0-1	9.00	1	0	1.0	2	1

Cincinnati Batting							
Player	AVG	G	AB	R	H	HR	RBI
Bench	.211	5	19	3	4	1	3
Bravo	.000	4	2	0	0	0	0
Carbo	.000	4	8	0	0	0	0
Chaney	.000	3	1	0	0	0	0
Cline	.333	3	3	0	1	0	0
Concepcion	.333	3	9	0	3	0	3
Corrales	.000	1	1	0	0	0	0
Helms	.222	5	18	1	4	0	0
May	.389	5	18	6	7	2	8
McRae	.455	3	11	1	5	0	3
Perez	.056	5	18	2	1	0	0
Rose	.250	5	20	2	5	1	2
Stewart	.000	2	2	0	0	0	0
Tolan	.211	5	19	5	4	1	1
Woodward	.200	4	5	0	1	0	0

Cincinnati Pitching							
Player	W-L	ERA	G	SV	IP	H	ER
Carroll	1-0	0.00	4	0	9.0	5	0
Cloninger	0-1	7.36	2	0	7.1	10	6
Granger	0-0	33.75	2	0	1.1	7	5
Gullett	0-0	1.35	3	0	6.2	5	1
McGlothlin	0-0	8.31	1	0	4.1	6	4
Merritt	0-1	21.60	1	0	1.2	3	4
Nolan	0-1	7.71	2	0	9.1	9	8
Washburn	0-0	13.50	1	0	1.1	2	2
Wilcox	0-1	9.00	2	0	2.0	3	2



1972 NLCS

CINCINNATI REDS 3, PITTSBURGH PIRATES 2

Game 1 @ PIT (Three Rivers Stadium) - Pirates 5, Reds 1

Oct. 7 - Joe Morgan hit a solo homer off Steve Blass in the first inning, but the Pirates came up with 3 runs in their half of the first and coasted to a 5-1 win.

	1	2	3	4	5	6	7	8	9	R	H	E	Attendance
Cin	1	0	0	0	0	0	0	0	0	1	8	0	50,476
Pit	3	0	0	0	2	0	0	0	x	5	6	0	

WP - Blass (1-0), LP - Gullett (0-1), Save - Hernandez (1)
HR - Morgan, Oliver

Game 2 @ PIT (Three Rivers Stadium) - Reds 5, Pirates 3

Oct. 8 - Pirates starter Bob Moose failed to retire a batter as the Reds led off the game with 5 straight hits en route to a 4-run first inning.

	1	2	3	4	5	6	7	8	9	R	H	E	Attendance
Cin	4	0	0	0	0	0	1	0	0	5	8	1	50,584
Pit	0	0	0	1	1	1	0	0	0	3	7	1	

WP - Hall (1-0), LP - Moose (0-1), Save - None
HR - Morgan

Game 3 @ CIN (Riverfront Stadium) - Pirates 3, Reds 2

Oct. 9 - Manny Sanguillen homered for the first Pittsburgh run, then drove in the tie-breaking run in the eighth inning.

	1	2	3	4	5	6	7	8	9	R	H	E	Attendance
Pit	0	0	0	0	1	0	1	1	0	3	7	0	52,420
Cin	0	0	2	0	0	0	0	0	0	2	8	1	

WP - Kison (1-0), LP - Carroll (0-1), Save - Giusti (1)
HR - Sanguillen

Game 4 @ CIN (Riverfront Stadium) - Reds 7, Pirates 1

Oct. 10 - Starter Ross Grimsley shut down the Pirates in a complete-game effort, allowing the Bucs just 1 run on 2 hits.

	1	2	3	4	5	6	7	8	9	R	H	E	Attendance
Pit	0	0	0	0	0	0	1	0	0	1	2	3	39,447
Cin	1	0	0	2	0	2	2	0	x	7	11	1	

WP - Grimsley (1-0), LP - Ellis (0-1), Save - None
HR - Clemente

Game 5 @ CIN (Riverfront Stadium) - Reds 4, Pirates 3

Oct. 11 - With the Bucs leading 3-2 in the bottom of the ninth inning, Johnny Bench belted a solo homer off Dave Giusti to tie the game at 3-3... Tony Perez and Denis Menke followed with singles, chasing Giusti from the game... with Bob Moose on the mound and George Foster at third base pinch-running for Perez, Moose uncorked a wild pitch that scored Foster with the winning run.

	1	2	3	4	5	6	7	8	9	R	H	E	Attendance
Pit	0	2	0	1	0	0	0	0	0	3	8	0	41,887
Cin	0	0	1	0	1	0	0	0	2	4	7	1	

WP - Carroll (1-1), LP - Giusti (0-1), Save - None
HR - Bench, Geronimo

Pittsburgh Batting

Player	AVG	G	AB	R	H	HR	RBI
Alley	.000	5	16	1	0	0	0
Cash	.211	5	19	0	4	0	0
Clemente	.235	5	17	1	4	1	2
Clines	.000	3	2	1	0	0	0
Davalillo	.000	1	0	0	0	0	0
Hebner	.188	5	16	2	3	0	1
May	.500	1	2	0	1	0	1
Mazeroski	.500	2	2	0	1	0	0
Oliver	.250	5	20	3	5	1	3
Robertson	.000	4	0	0	0	0	0
Sanguillen	.313	5	16	4	5	1	2
Stargell	.063	5	16	1	1	0	1
Stennett	.286	5	21	2	6	0	1

Pittsburgh Pitching

Player	W-L	ERA	G	SV	IP	H	ER
Blass	1-0	1.72	2	0	15.2	12	3
Briles	0-0	3.00	1	0	6.0	6	2
Ellis	0-1	0.00	1	0	5.0	5	0
Giusti	0-1	6.75	3	1	2.2	5	2
Hernandez	0-0	2.70	3	1	3.1	1	1
Johnson	0-0	3.00	2	0	6.0	4	2
Kison	1-0	0.00	2	0	2.1	1	0
Miller	0-0	0.00	1	0	1.0	0	0
Moose	0-1	54.00	1	0	1.0	3	2
Walker	0-0	18.00	1	0	1.0	3	2

Cincinnati Batting


Player	AVG	G	AB	R	H	HR	RBI
Bench	.333	5	18	3	6	1	2
Chaney	.188	5	16	3	3	0	1
Concepcion	.000	3	2	0	0	0	0
Foster	.000	1	0	1	0	0	0
Geronimo	.100	5	20	2	2	1	1
Hague	.000	3	1	0	0	0	0
McRae	.000	1	0	0	0	0	0
Menke	.250	5	16	1	4	0	0
Morgan	.263	5	19	5	5	2	3
Perez	.200	5	20	0	4	0	2
Rose	.450	5	20	1	9	0	2
Tolan	.238	5	21	3	5	0	4
Uhlender	.500	2	2	0	1	0	0

Cincinnati Pitching

Player	W-L	ERA	G	SV	IP	H	ER
Billingham	0-0	3.86	1	0	4.2	5	2
Borbon	0-0	2.08	3	0	4.1	2	1
Carroll	1-1	3.38	2	0	2.2	2	1
Grimsley	1-0	1.00	1	0	9.0	2	1
Gullett	0-1	8.00	2	0	9.0	12	8
Hall	1-0	1.23	2	0	7.1	3	1
McGlothin	0-0	0.00	1	0	1.0	0	0
Nolan	0-0	1.50	1	0	6.0	4	1

NL West Standings

Cincinnati	95	59	.617	-
Houston	84	69	.549	10.5
Los Angeles	85	70	.548	10.5
Atlanta	70	84	.455	25.0
San Francisco	69	86	.445	26.5
San Diego	58	95	.379	36.5


1972 WORLD SERIES
OAKLAND A'S 4, CINCINNATI REDS 3
Game 1 @ CIN (Riverfront Stadium) - A's 3, Reds 2

Oct. 14 - Gene Tenace became the first player in history to homer in each of his first 2 World Series at bats.

	1	2	3	4	5	6	7	8	9	R	H	E	Attendance
Oak	0	2	0	0	1	0	0	0	0	3	4	0	52,918
Cin	0	1	0	1	0	0	0	0	0	2	7	0	

WP - Holtzman (1-0), **LP** - Nolan (0-1), **Save** - Blue (1)
HR - Tenace 2

Game 2 @ CIN (Riverfront Stadium) - A's 2, Reds 1

Oct. 15 - Hal McRae cut Cincinnati's deficit in half with a 2-out RBI single in the bottom of the ninth inning, but Rollie Fingers entered the game for a 1-out save.

	1	2	3	4	5	6	7	8	9	R	H	E	Attendance
Oak	0	1	1	0	0	0	0	0	0	2	9	2	53,224
Cin	0	0	0	0	0	0	0	0	1	1	6	0	

WP - Hunter (1-0), **LP** - Grimsley (0-1), **Save** - Fingers (1)
HR - Rudi

Game 3 @ OAK (Oakland-Alameda County Coliseum) - Reds 1, A's 0

Oct. 17 - Cesar Geronimo finally broke a 0-0 tie when his single in the top of the seventh inning scored Tony Perez.

	1	2	3	4	5	6	7	8	9	R	H	E	Attendance
Cin	0	0	0	0	0	0	1	0	0	1	4	2	49,410
Oak	0	0	0	0	0	0	0	0	0	0	3	2	

WP - Billingham (1-0), **LP** - Odom (0-1), **Save** - Carroll (1)
HR - None

Game 4 @ OAK (Oakland-Alameda County Coliseum) - A's 3, Reds 2

Oct. 19 - The Reds lost their 2-1 lead in the bottom of the ninth inning when the A's strung together 4 consecutive 1-out singles.

	1	2	3	4	5	6	7	8	9	R	H	E	Attendance
Cin	0	0	0	0	0	0	0	2	0	2	7	1	49,410
Oak	0	0	0	0	1	0	0	0	2	3	10	1	

WP - Fingers (1-0), **LP** - Carroll (0-1), **Save** - None
HR - Tenace

Game 5 @ OAK (Oakland-Alameda County Coliseum) - Reds 5, A's 4

Oct. 20 - Bobby Tolan tied the game at 4-4 with an RBI single in the eighth inning and Pete Rose provided the winning hit in the ninth.

	1	2	3	4	5	6	7	8	9	R	H	E	Attendance
Cin	1	0	0	1	1	0	0	1	1	5	8	0	49,410
Oak	0	3	0	1	0	0	0	0	0	4	7	2	

WP - Grimsley (1-1), **LP** - Fingers (1-1), **Save** - Billingham (1)
HR - Rose, Menke, Tenace

Game 6 @ CIN (Riverfront Stadium) - Reds 8, A's 1

Oct. 21 - After the first 5 games were decided by a single run, the Reds used a 5-run seventh inning to earn the series' only lopsided victory.

	1	2	3	4	5	6	7	8	9	R	H	E	Attendance
Oak	0	0	0	0	1	0	0	0	0	1	7	1	52,737
Cin	0	0	0	1	1	5	0	x		8	10	0	

WP - Grimsley (2-1), **LP** - Blue (0-1), **Save** - Hall (1)
HR - Bench

Game 7 @ CIN (Riverfront Stadium) - A's 3, Reds 2

Oct. 22 - Four Oakland pitchers combined to scatter only 4 hits as the A's earned their first World Series title since 1930.

	1	2	3	4	5	6	7	8	9	R	H	E	Attendance
Oak	1	0	0	0	0	2	0	0	0	3	6	1	56,040
Cin	0	0	0	0	1	0	0	1	0	2	4	2	

WP - Hunter (2-0), **LP** - Borbon (0-1), **Save** - Fingers (2)
HR - None

Oakland Batting

Player	AVG	G	AB	R	H	HR	RBI
Alou	.042	7	24	0	1	0	0
Bando	.269	7	26	2	7	0	1
Campaneris	.179	7	28	1	5	0	0
Duncan	.200	3	5	0	1	0	0
Epstein	.000	6	16	1	0	0	0
Green	.333	7	18	0	6	0	1
Hegan	.200	6	5	0	1	0	0
Hendrick	.133	5	15	3	2	0	0
Kubiak	.333	4	3	0	1	0	0
Lewis	.000	6	0	2	0	0	0
Mangual	.300	4	10	1	3	0	1
Marquez	.600	5	5	0	3	0	1
Mincher	1.000	3	1	0	1	0	1
Rudi	.240	7	25	1	6	1	1
Tenace	.348	7	23	5	8	4	9

Oakland Pitching

Player	W-L	ERA	G	SV	IP	H	ER
Blue	0-1	4.15	4	1	8.2	8	4
Fingers	1-1	1.74	6	2	10.1	4	2
Hamilton	0-0	6.75	2	0	1.1	2	1
Holtzman	1-0	2.13	3	0	12.2	11	3
Horlen	0-0	27.00	1	0	1.1	3	4
Hunter	2-0	2.81	3	0	16.0	12	5
Locker	0-0	0.00	1	0	0.1	1	0
Odom	0-1	1.59	2	0	11.1	5	2

Cincinnati Batting

Player	AVG	G	AB	R	H	HR	RBI
Bench	.261	7	23	4	6	1	1
Chaney	.000	4	7	0	0	0	0
Concepcion	.308	6	13	2	4	0	2
Foster	.000	2	0	0	0	0	0
Geronimo	.158	7	19	1	3	0	3
Hague	.000	3	3	0	0	0	0
Javier	.000	4	2	0	0	0	0
McRae	.444	5	9	1	4	0	2
Menke	.083	7	24	1	2	1	2
Morgan	.125	7	24	4	3	0	1
Perez	.435	7	23	3	10	0	2
Rose	.214	7	28	3	6	1	2
Tolan	.269	7	26	2	7	0	6

Cincinnati Pitching

Player	W-L	ERA	G	SV	IP	H	ER
Billingham	1-0	0.00	3	1	13.2	6	0
Borbon	0-1	3.86	6	0	7.0	7	3
Carroll	0-1	1.59	5	1	5.2	6	1
Grimsley	2-1	2.57	4	0	7.0	7	2
Gullett	0-0	1.29	1	0	7.0	5	1
Hall	0-0	0.00	4	1	8.1	6	0
McGlothlin	0-0	12.00	1	0	3.0	2	4
Nolan	0-1	3.38	2	0	10.2	7	4



1973 NLCS

NEW YORK METS 3, CINCINNATI REDS 2

Game 1 @ CIN (Riverfront Stadium) - Reds 2, Mets 1

Oct. 6 - Tom Seaver set a league playoff record by striking out 13 Reds, but after 7 scoreless innings he allowed a solo homer to Pete Rose in the eighth inning and another solo blast to Johnny Bench in the ninth.

New York Batting							
Player	AVG	G	AB	R	H	HR	RBI
Boswell	.000	1	1	0	0	0	0
Garrett	.087	5	23	1	2	0	1
Grote	.211	5	19	2	4	0	2
Hahn	.235	5	17	2	4	0	1
Harrelson	.167	5	18	1	3	0	2
Jones	.300	5	20	3	6	0	3
Kranepool	.500	1	2	0	1	0	2
Mays	.333	1	3	1	1	0	1
Millan	.316	5	19	5	6	0	2
Milner	.176	5	17	2	3	0	1
Staub	.200	4	15	4	3	3	5

	1	2	3	4	5	6	7	8	9	R	H	E	Attendance
NYM	0	1	0	0	0	0	0	0	0	1	3	0	53,431
Cin	0	0	0	0	0	0	0	1	1	2	6	0	

WP - Borbon (1-0), LP - Seaver (0-1), Save - None
HR - Rose, Bench

Game 2 @ CIN (Riverfront Stadium) - Mets 5, Reds 0

Oct. 7 - Jon Matlack pitched a 2-hitter and struck out 9 batters as the Reds were blanked for the first time in NLCS play.

New York Pitching							
Player	W-L	ERA	G	SV	IP	H	ER
Koosman	1-0	2.00	1	0	9.0	8	2
Matlack	1-0	0.00	1	0	9.0	2	0
McGraw	0-0	0.00	2	1	5.0	4	0
Parker	0-1	9.00	1	0	1.0	1	1
Seaver	1-1	1.62	2	0	16.2	13	3
Stone	0-0	1.35	1	0	6.2	3	1

	1	2	3	4	5	6	7	8	9	R	H	E	Attendance
NYM	0	0	0	1	0	0	0	4	5	7	7	0	54,041
Cin	0	0	0	0	0	0	0	0	0	2	2	0	

WP - Matlack (1-0), LP - Gullett (0-1), Save - None
HR - Staub

Game 3 @ NYM (Shea Stadium) - Mets 9, Reds 2

Oct. 8 - Rusty Staub homered in his first 2 times at the plate to lead starter Jerry Koosman to an easy 9-2 victory...twice the game was marred by bench-clearing brawls, triggered when Pete Rose slid into Bud Harrelson at second base in the fifth inning.

Cincinnati Batting							
Player	AVG	G	AB	R	H	HR	RBI
Armbrister	.167	3	6	0	1	0	0
Bench	.263	5	19	1	5	1	1
Chaney	.000	5	9	0	0	0	0
Crosby	.500	2	2	0	1	0	0
Driessen	.167	4	12	0	2	0	1
Gagliano	.000	3	3	0	0	0	0
Geronimo	.067	4	15	0	1	0	0
Griffey	.143	3	7	0	1	0	0
King	.500	3	2	0	1	0	0
Kosco	.300	3	10	0	3	0	0
Menke	.222	3	9	1	2	1	1
Morgan	.100	5	20	1	2	0	1
Perez	.091	5	22	1	2	1	2
Rose	.381	5	21	3	8	2	2
Stahl	.500	4	4	1	2	0	0

	1	2	3	4	5	6	7	8	9	R	H	E	Attendance
Cin	0	0	2	0	0	0	0	0	0	2	8	1	53,967
NYM	1	5	1	2	0	0	0	0	x	9	11	1	

WP - Koosman (1-0), LP - Grimsley (0-1), Save - None
HR - Menke, Staub 2

Game 4 @ NYM (Shea Stadium) - Reds 2, Mets 1 (12)

Oct. 9 - Tony Perez tied the game at 1-1 in the seventh with his first homer of the NLCS...Pete Rose hit a home run off Harry Parker in the 12th inning.

Cincinnati Pitching							
Player	W-L	ERA	G	SV	IP	H	ER
Billingham	0-1	4.50	2	0	12.0	9	6
Borbon	1-0	0.00	4	1	4.2	3	0
Carroll	1-0	1.29	3	0	7.0	5	1
Grimsley	0-1	12.27	2	0	3.2	7	5
Gullett	0-1	2.00	3	0	9.0	4	2
Hall	0-0	67.50	3	0	0.2	3	5
Nelson	0-0	0.00	1	0	2.1	0	0
Norman	0-0	1.80	1	0	5.0	1	1
Tomlin	0-0	16.20	1	0	1.2	5	3

	1	2	3	4	5	6	7	8	9	10	11	12	R	H	E	Attendance	
Cin	0	0	0	0	0	1	0	0	0	1	2	8	0	2	8	0	50,786
NYM	0	0	1	0	0	0	0	0	0	0	0	0	1	3	1		

WP - Carroll (1-0), LP - Parker (0-1), Save - Borbon (1)
HR - Rose, Perez

Game 5 @ NYM (Shea Stadium) - Mets 7, Reds 2

Oct. 10 - The Mets broke the game open with a 4-run fifth inning en route to their second pennant.

	1	2	3	4	5	6	7	8	9	R	H	E	Attendance
Cin	0	0	1	0	1	0	0	0	0	2	7	1	50,323
NYM	2	0	0	0	4	1	0	0	x	7	13	1	

WP - Seaver (1-1), LP - Billingham (0-1), Save - None
HR - None

NL West Standings

Cincinnati	99	63	.611	-
Los Angeles	95	66	.590	3.5
San Francisco	88	74	.543	11.0
Houston	82	80	.506	17.0
Atlanta	76	85	.472	22.5
San Diego	60	102	.370	39.0



1975 NLCS

CINCINNATI REDS 3, PITTSBURGH PIRATES 0

Game 1 @ CIN (Riverfront Stadium) - Reds 8, Pirates 3

Oct. 4 - Don Gullett held the Pirates to just 3 runs on 8 hits in 9 innings and helped his own cause with a homer, single and 3 RBI.

	1	2	3	4	5	6	7	8	9	R	H	E	Attendance
Pit	0	2	0	0	0	0	0	0	1	3	8	0	54,633
Cin	0	1	3	0	4	0	0	0	x	8	11	0	

WP - Gullett (1-0), LP - Reuss (0-1), Save - None
HR - Gullett

Game 2 @ CIN (Riverfront Stadium) - Reds 6, Pirates 1

Oct. 5 - Tony Perez drove in 3 runs with a 2-run homer and RBI-single and Fred Norman tossed 6 innings of 4-hit, 1-run ball...Reds base runners stole 7 bases to establish a League Championship Series record.

	1	2	3	4	5	6	7	8	9	R	H	E	Attendance
Pit	0	0	0	1	0	0	0	0	0	1	3	5	54,752
Cin	2	0	0	2	0	1	0	x		6	12	1	

WP - Norman (1-0), LP - Rooker (0-1), Save - Eastwick (1)
HR - Perez

Game 3 @ PIT (Three Rivers Stadium) - Reds 5, Pirates 3 (10)

Oct. 7 - The Reds took a 3-2 lead in the eighth inning on a Pete Rose 2-run homer only to see the Pirates tie the game in the ninth when Reds hurler Rawly Eastwick walked in the tying run with 2 out and the bases loaded...in the 10th, the Reds scored 2 runs to take the series and ruin the 14-strikeout performance of rookie John Candelaria.

	1	2	3	4	5	6	7	8	9	10	R	H	E	Attendance
Cin	0	1	0	0	0	0	0	2	0	2	5	6	0	46,355
Pit	0	0	0	0	0	2	0	0	1	0	3	7	2	

WP - Eastwick (1-0), LP - Hernandez (0-1), Save - Borbon (1)
HR - Rose, Concepcion, Oliver

Pittsburgh Batting

Player	AVG	G	AB	R	H	HR	RBI
Dyer	.000	1	0	0	0	0	1
Hebner	.333	3	12	2	4	0	2
Kirkpatrick	.000	2	2	0	0	0	0
Oliver	.182	3	11	1	2	1	2
Parker	.000	3	10	2	0	0	0
Randolph	.000	2	2	1	0	0	0
Reynolds	.000	2	1	0	0	0	0
Robertson	.500	3	2	0	1	0	1
Robinson	.000	2	2	0	0	0	0
Sanguillen	.167	3	12	0	2	0	0
Stargell	.182	3	11	1	2	0	0
Stennett	.214	3	14	0	3	0	0
Taveras	.143	3	7	0	1	0	1
Zisk	.500	3	10	0	5	0	0

Pittsburgh Pitching

Player	W-L	ERA	G	SV	IP	H	ER
Brett	0-0	0.00	2	0	2.1	1	0
Candelaria	0-0	3.52	1	0	7.2	3	3
Demery	0-0	18.00	1	0	2.0	4	4
Ellis	0-0	0.00	1	0	2.0	2	0
Giusti	0-0	0.00	1	0	1.1	0	0
Hernandez	0-1	27.00	1	0	0.2	3	2
Kison	0-0	4.50	1	0	2.0	2	1
Reuss	0-1	13.50	1	0	2.2	4	4
Rooker	0-1	9.00	1	0	4.0	7	4
Tekulve	0-0	6.75	2	0	1.1	3	1

Cincinnati Batting

Player	AVG	G	AB	R	H	HR	RBI
Armbrister	.000	2	0	0	0	0	1
Bench	.077	3	13	1	1	0	0
Concepcion	.455	3	11	2	5	1	1
Crowley	.000	1	0	0	0	0	0
Foster	.364	3	11	3	4	0	0
Geronimo	.000	3	10	0	0	0	1
Griffey	.333	3	12	4	4	0	4
Morgan	.273	3	11	2	3	0	1
Perez	.417	3	12	3	5	1	4
Rettenmund	.000	2	1	0	0	0	0
Rose	.357	3	14	3	5	1	2

Cincinnati Pitching

Player	W-L	ERA	G	SV	IP	H	ER
Borbon	0-0	0.00	1	1	1.0	0	0
Carroll	0-0	0.00	1	0	1.0	0	0
Eastwick	1-0	0.00	2	1	3.2	2	0
Gullett	1-0	3.00	1	0	9.0	8	3
McEnaney	0-0	6.75	1	0	1.1	1	1
Nolan	0-0	3.00	1	0	6.0	5	2
Norman	1-0	1.50	1	0	6.0	4	1

NL West Standings

Cincinnati	108	54	.667	-
Los Angeles	88	74	.543	20.0
San Francisco	80	81	.497	27.5
San Diego	71	91	.438	37.0
Atlanta	67	94	.416	40.5
Houston	64	97	.398	43.5





1975 WORLD SERIES

CINCINNATI REDS 4, BOSTON RED SOX 3

Game 1 @ BOS (Fenway Park) - Red Sox 6, Reds 0

Oct. 10 - Luis Tiant tossed a 5-hitter.

	1	2	3	4	5	6	7	8	9	R	H	E	Attendance
Cin	0	0	0	0	0	0	0	0	0	0	5	0	35,205
Bos	0	0	0	0	0	6	0	x	6	12	0		

WP - Tiant (1-0), LP - Gullett (0-1), Save - None

HR - None

Game 2 @ BOS (Fenway Park) - Reds 3, Red Sox 2

Oct. 11 - A pair of RBI singles in the ninth inning led the Reds' comeback.

	1	2	3	4	5	6	7	8	9	R	H	E	Attendance
Cin	0	0	0	1	0	0	0	0	2	3	7	1	35,205
Bos	1	0	0	0	1	0	0	0	0	2	7	0	

WP - Eastwick (1-0), LP - Drago (0-1), Save - None

HR - None

Game 3 @ CIN (Riverfront Stadium) - Reds 6, Red Sox 5 (10)

Oct. 14 - In the 10th, Ed Armbrister and Carlton Fisk collided on a bunt.

	1	2	3	4	5	6	7	8	9	10	R	H	E	Attendance
Bos	0	1	0	0	0	1	1	0	2	0	5	10	2	55,392
Cin	0	0	0	2	3	0	0	0	0	1	6	7	0	

WP - Eastwick (2-0), LP - Willoughby (0-1), Save - None

HR - Fisk, Evans, Bench, Concepcion, Geronimo, Carbo

Game 4 @ CIN (Riverfront Stadium) - Red Sox 5, Reds 4

Oct. 15 - Luis Tiant pitched his second complete game of the series.

	1	2	3	4	5	6	7	8	9	R	H	E	Attendance
Bos	0	0	0	5	0	0	0	0	0	5	11	1	55,667
Cin	2	0	0	2	0	0	0	0	0	4	9	1	

WP - Tiant (2-0), LP - Norman (0-1), Save - None

HR - None

Game 5 @ CIN (Riverfront Stadium) - Reds 6, Red Sox 2

Oct. 16 - Tony Perez's 3-run homer in the sixth sparked the Reds' offense.

	1	2	3	4	5	6	7	8	9	R	H	E	Attendance
Bos	1	0	0	0	0	0	0	1	2	5	0	0	56,393
Cin	0	0	0	1	1	3	0	1	x	6	8	0	

WP - Gullett (1-1), LP - Cleveland (0-1), Save - Eastwick (1)

HR - Perez 2

Game 6 @ BOS (Fenway Park) - Red Sox 7, Reds 6 (12)

Oct. 21 - In the 12th, Carlton Fisk homered off the left field foul pole.

	1	2	3	4	5	6	7	8	9	10	11	12	R	H	E	Attendance
Cin	0	0	0	0	3	0	2	1	0	0	0	0	6	14	0	35,205
Bos	3	0	0	0	0	0	0	3	0	0	0	1	7	10	1	

WP - Wise (1-0), LP - Darcy (0-1), Save - None

HR - Geronimo, Fisk, Lynn, Carbo

Game 7 @ BOS (Fenway Park) - Reds 4, Red Sox 3

Oct. 22 - Joe Morgan's ninth-inning single with 2 outs gave the Reds their first World Series title since 1940.

	1	2	3	4	5	6	7	8	9	R	H	E	Attendance
Cin	0	0	0	0	2	1	0	1	1	4	9	0	35,205
Bos	0	0	3	0	0	0	0	0	0	3	5	2	

WP - Carroll (1-0), LP - Burton (0-1), Save - McEnaney (1)

HR - Perez

Boston Batting

Player	AVG	G	AB	R	H	HR	RBI
Beniquez	.125	3	8	0	1	0	1
Burleson	.292	7	24	1	7	0	2
Carbo	.429	4	7	3	3	2	4
Cooper	.053	5	19	0	1	0	1
Doyle	.267	7	30	8	1	0	0
Evans	.292	7	24	3	7	1	5
Fisk	.240	7	25	5	6	2	4
Giffin	.000	1	1	0	0	0	0
Lynn	.280	7	25	3	7	1	5
Miller	.000	3	2	0	0	0	0
Montgomery	.000	1	1	0	0	0	0
Petrocelli	.308	7	26	3	8	0	4
Yastrzemski	.310	7	29	7	9	0	4

Boston Pitching

Player	W-L	ERA	G	SV	IP	H	ER
Burton	0-1	9.00	2	0	1.0	1	1
Cleveland	0-1	6.75	3	0	6.2	7	5
Drago	0-1	2.25	2	0	4.0	3	1
Lee	0-0	3.14	2	0	14.1	12	5
Moret	0-0	0.00	2	0	1.2	2	0
Pole	0-0	-	1	0	0.0	0	1
Segui	0-0	0.00	1	0	1.0	0	0
Tiant	2-0	3.60	3	0	25.0	25	10
Willoughby	0-1	0.00	3	0	6.1	3	0
Wise	1-0	8.44	2	0	5.1	6	5

Cincinnati Batting

Player	AVG	G	AB	R	H	HR	RBI
Armbrister	.000	4	1	1	0	0	0
Bench	.207	7	29	5	6	1	4
Chaney	.000	2	2	0	0	0	0
Concepcion	.179	7	28	3	5	1	4
Crowley	.500	2	2	0	1	0	0
Driessen	.000	2	2	0	0	0	0
Foster	.276	7	29	1	8	0	2
Geronimo	.280	7	25	3	7	2	3
Griffey	.269	7	26	4	7	0	4
Morgan	.259	7	27	4	7	0	3
Perez	.179	7	28	4	5	3	7
Rettenmund	.000	3	3	0	0	0	0
Rose	.370	7	27	3	10	0	2

Cincinnati Pitching

Player	W-L	ERA	G	SV	IP	H	ER
Billingham	0-0	1.00	3	0	9.0	8	1
Borbon	0-0	6.00	3	0	3.0	3	2
Carroll	1-0	3.18	5	0	5.2	4	2
Darcy	0-1	4.50	2	0	4.0	3	2
Eastwick	2-0	2.25	5	1	8.0	6	2
Gullett	1-1	4.34	3	0	18.2	19	9
McEnaney	0-0	2.70	5	1	6.2	3	2
Nolan	0-0	6.00	2	0	6.0	6	4
Norman	0-1	9.00	2	0	4.0	8	4

Pete Rose - World Series MVP

POS	G	AB	H	2B	3B	HR	R	RBI	AVG	OBP	SLG
3B g1	4	0	0	0	0	0	0	0	.000	.000	.000
3B g2	4	2	0	0	0	0	0	0	.500	.500	.500
3B g3	4	1	0	1	0	1	0	1	.250	.400	.750
3B g4	3	1	0	0	0	1	0	1	.333	.600	.333
3B g5	3	2	1	0	0	0	1	1	.667	.750	1.000
3B g6	5	2	0	0	0	1	0	1	.400	.500	.400
3B g7	4	2	0	0	0	0	1	1	.500	.500	.500
-	7	27	10	1	1	0	3	2	.370	.485	.481

POSTSEASON


1976 NLCS
CINCINNATI REDS 3, PHILADELPHIA PHILLIES 0
Game 1 @ PHI (Veterans Stadium) - Reds 6, Phillies 3

Oct. 9 - George Foster homered...Pete Rose had 2 doubles, a triple and an RBI...Don Gullett allowed 2 hits in 8 innings.

	1	2	3	4	5	6	7	8	9	R	H	E	Attendance
Cin	0	0	1	0	0	2	0	3	0	6	10	0	62,640
Phi	1	0	0	0	0	0	0	0	2	3	6	1	

WP - Gullett (1-0), **LP** - Carlton (0-1), **Save** - None
HR - Foster

Game 2 @ PHI (Veterans Stadium) - Reds 6, Phillies 2

Oct. 10 - Pete Rose had 2 more hits...Ken Griffey added 2 hits and an RBI...Pedro Borbon earned a save by tossing 4 scoreless innings in relief of starter Pat Zachry.

	1	2	3	4	5	6	7	8	9	R	H	E	Attendance
Cin	0	0	0	0	0	4	2	0	0	6	6	0	62,651
Phi	0	1	0	0	1	0	0	0	0	2	10	1	

WP - Zachry (1-0), **LP** - Lonborg (0-1), **Save** - Borbon (1)
HR - Luzinski

Game 3 @ CIN (Riverfront Stadium) - Reds 7, Phillies 6

Oct. 12 - Trailing 6-4 in the bottom of the ninth inning, the Reds rallied for 3 runs to earn their second straight NLCS sweep...George Foster and Johnny Bench delivered back-to-back home runs in the ninth to ignite the pennant-clinching rally.

	1	2	3	4	5	6	7	8	9	R	H	E	Attendance
Phi	0	0	0	1	0	0	2	2	1	6	11	0	55,047
Cin	0	0	0	0	0	0	4	0	3	7	9	2	

WP - Eastwick (1-0), **LP** - Garber (0-1), **Save** - None
HR - Foster, Bench

Philadelphia Batting

Player	AVG	G	AB	R	H	HR	RBI
Allen	.222	3	9	1	2	0	0
Boone	.286	3	7	0	2	0	1
Bowa	.125	3	8	1	1	0	1
Brown	.000	1	2	0	0	0	0
Cash	.308	3	13	1	4	0	1
Harmon	.000	1	0	1	0	0	0
Johnstone	.778	3	9	1	7	0	2
Luzinski	.273	3	11	2	3	1	2
Maddox	.231	3	13	2	3	0	2
Martin	.000	1	1	1	0	0	0
McCarver	.000	2	4	0	0	0	0
Oates	.000	1	1	0	0	0	0
Schmidt	.308	3	13	1	4	0	2
Tolan	.000	3	2	0	0	0	0

Philadelphia Pitching

Player	W-L	ERA	G	SV	IP	H	ER
Carlton	0-1	3.86	1	0	7.0	8	3
Garber	0-1	40.50	2	0	0.2	2	3
Kaat	0-0	3.00	1	0	6.0	2	2
Lonborg	0-1	1.69	1	0	5.1	2	1
McGraw	0-0	11.57	2	0	2.1	4	3
Reed	0-0	7.71	2	0	4.2	6	4
Underwood	0-0	0.00	1	0	0.1	1	0

Cincinnati Batting

Player	AVG	G	AB	R	H	HR	RBI
Armbrister	.000	1	0	0	0	0	0
Bench	.333	3	12	3	4	1	1
Concepcion	.200	3	10	4	2	0	0
Driessen	.000	1	1	0	0	0	0
Flynn	.000	1	0	0	0	0	0
Foster	.167	3	12	2	2	2	4
Geronimo	.182	3	11	0	2	0	2
Griffey	.385	3	13	2	5	0	2
Lum	.000	1	1	0	0	0	0
Morgan	.000	3	7	2	0	0	0
Perez	.200	3	10	1	2	0	3
Rose	.429	3	14	3	6	0	2

Cincinnati Pitching

Player	W-L	ERA	G	SV	IP	H	ER
Borbon	0-0	0.00	2	1	4.1	4	0
Eastwick	1-0	12.00	2	0	3.0	7	4
Gullett	1-0	1.13	1	0	8.0	2	1
Nolan	0-0	1.59	1	0	5.2	6	1
Sarmiento	0-0	18.00	1	0	1.0	2	2
Zachry	1-0	3.60	1	0	5.0	6	2

NL West Standings

Cincinnati	102	60	.630	-
Los Angeles	92	70	.568	10.0
Houston	80	82	.494	22.0
San Francisco	74	88	.457	28.0
San Diego	73	89	.451	29.0
Atlanta	70	92	.432	32.0





1976 WORLD SERIES

CINCINNATI REDS 4, NEW YORK YANKEES 0

Game 1 @ CIN (Riverfront Stadium) - Reds 5, Yankees 1

Oct. 16 - The Yankees returned to the World Series after a 12-year absence...Joe Morgan homered in the first inning, and Tony Perez led the Cincinnati offensive attack with 3 hits...Don Gullett allowed the Yankees just 1 run on 5 hits in 7.1 innings pitched.

	1	2	3	4	5	6	7	8	9	R	H	E	Attendance
NY Yankees	0	1	0	0	0	0	0	0	0	1	5	1	54,826
Cincinnati	1	0	1	0	0	1	2	0	x	5	10	1	

WP - Gullett (1-0), **LP** - Alexander (0-1), **Save** - None
HR - Morgan

Game 2 @ CIN (Riverfront Stadium) - Reds 4, Yankees 3

Oct. 17 - The Reds broke a 3-3 tie with 2 outs in the ninth inning when Fred Stanley threw Ken Griffey's grounder into the dugout for a 2-base error...Griffey then scored the game-winner on Tony Perez' single.

	1	2	3	4	5	6	7	8	9	R	H	E	Attendance
NY Yankees	0	0	0	1	0	0	2	0	0	3	9	1	54,816
Cincinnati	0	3	0	0	0	0	0	0	1	4	10	0	

WP - Billingham (1-0), **LP** - Hunter (0-1), **Save** - None
HR - None

Game 3 @ NYY (Yankee Stadium) - Reds 6, Yankees 2

Oct. 19 - Dan Driessen cracked 3 hits, including a homer, and pitchers Pat Zachry and Will McEnaney scattered 8 hits...the Reds jumped out to an early 3-0 lead in the second inning and never looked back.

	1	2	3	4	5	6	7	8	9	R	H	E	Attendance
Cincinnati	0	3	0	1	0	0	0	2	0	6	13	2	56,667
NY Yankees	0	0	0	1	0	0	1	0	0	2	8	0	

WP - Zachry (1-0), **LP** - Ellis (0-1), **Save** - McEnaney (1)
HR - Driessen, Mason

Game 4 @ NYY (Yankee Stadium) - Reds 7, Yankees 2

Oct. 21 - Johnny Bench drove in 5 runs with a pair of homers as the Reds completed a 4-game sweep of the Yankees to earn their second straight World Series championship...Bench ended the series with a .533 average...the Reds went 7-0 in the Postseason.

	1	2	3	4	5	6	7	8	9	R	H	E	Attendance
Cincinnati	0	0	0	3	0	0	0	0	4	7	9	2	56,700
NY Yankees	1	0	0	0	1	0	0	0	0	2	8	0	

WP - Nolan (1-0), **LP** - Figueroa (0-1), **Save** - McEnaney (2)
HR - Bench 2

New York Batting							
Player	AVG	G	AB	R	H	HR	RBI
Chambliss	.313	4	16	1	5	0	1
Gamble	.125	3	8	0	1	0	1
Hendricks	.000	2	2	0	0	0	0
Maddox	.200	2	5	0	1	0	0
Mason	1.000	3	1	1	1	1	1
May	.000	4	9	0	0	0	0
Munson	.529	4	17	2	9	0	2
Nettles	.250	4	12	0	3	0	2
Piniella	.333	4	9	1	3	0	0
Randolph	.071	4	14	1	1	0	0
Rivers	.167	4	18	1	3	0	0
Stanley	.167	4	6	1	1	0	1
Velez	.000	3	3	0	0	0	0
White	.133	4	15	0	2	0	0

New York Pitching							
Player	W-L	ERA	G	SV	IP	H	ER
Alexander	0-1	7.50	1	0	6.0	9	5
Ellis	0-1	10.80	1	0	3.1	7	4
Figueroa	0-1	5.63	1	0	8.0	6	5
Hunter	0-1	3.12	1	0	8.2	10	3
Jackson	0-0	4.91	1	0	3.2	4	2
Lyle	0-0	0.00	2	0	2.2	1	0
Tidrow	0-0	7.71	2	0	2.1	5	2

Cincinnati Batting							
Player	AVG	G	AB	R	H	HR	RBI
Bench	.533	4	15	4	8	2	6
Concepcion	.357	4	14	1	5	0	3
Driessen	.357	4	14	4	5	1	1
Foster	.429	4	14	3	6	0	4
Geronimo	.308	4	13	3	4	0	1
Griffey	.059	4	17	2	1	0	1
Morgan	.333	4	15	3	5	1	2
Perez	.313	4	16	1	5	0	2
Rose	.188	4	16	1	3	0	1

Cincinnati Pitching							
Player	W-L	ERA	G	SV	IP	H	ER
Billingham	1-0	0.00	1	0	2.2	0	0
Borbon	0-0	0.00	1	0	1.2	0	0
Gullett	1-0	1.23	1	0	7.1	5	1
McEnaney	0-0	0.00	2	2	4.2	2	0
Nolan	1-0	2.70	1	0	6.2	8	2
Norman	0-0	4.26	1	0	6.1	9	3
Zachry	1-0	2.70	1	0	6.2	6	2

Johnny Bench - World Series MVP											
POS	G	AB	H	2B	3B	HR	R	RBI	AVG	OBP	SLG
C	g1	3	2	0	1	0	1	1	.667	.667	1.333
C	g2	4	2	1	0	0	1	0	.500	.500	.750
C	g3	4	2	0	0	0	0	0	.500	.500	.500
C	g4	4	2	0	0	2	2	5	.500	.500	2.000
C	4	15	8	1	1	2	4	6	.533	.533	1.133

POSTSEASON


1979 NLCS
PITTSBURGH PIRATES 3, CINCINNATI REDS 0
Game 1 @ CIN (Riverfront Stadium) - Pirates 5, Reds 2 (11)

Oct. 2 - Willie Stargell blasted a 3-run homer in the top of the 11th inning to break a 2-2 tie.

	1	2	3	4	5	6	7	8	9	10	11	R	H	E	Attendance
Pit	0	0	2	0	0	0	0	0	0	0	3	5	10	0	55,006
Cin	0	0	0	2	0	0	0	0	0	0	0	2	7	0	

WP - Jackson (1-0), LP - Hume (0-1), Save - Robinson (1)
HR - Stargell, Garner, Foster

Game 2 @ CIN (Riverfront Stadium) - Pirates 3, Reds 2 (10)

Oct. 3 - Singles by Omar Moreno and Dave Parker in the 10th inning broke a 2-2 tie...the Reds sent the game into extra innings in the ninth after scoring a run on back-to-back doubles by Hector Cruz and Dave Collins.

	1	2	3	4	5	6	7	8	9	10	R	H	E	Attendance
Pit	0	0	0	1	1	0	0	0	0	1	3	11	0	55,000
Cin	0	1	0	0	0	0	0	1	0	0	2	8	0	

WP - Robinson (1-0), LP - Bair (0-1), Save - None
HR - None

Game 3 @ PIT (Three Rivers Stadium) - Pirates 7, Reds 1

Oct. 5 - Bert Blyleven went the distance, scattering 8 hits while fanning 9 batters in the 7-1 pennant-clinching victory...Willie Stargell belted his second homer of the series as the Bucs completed the sweep.

	1	2	3	4	5	6	7	8	9	R	H	E	Attendance
Cin	0	0	0	0	0	1	0	0	0	1	8	1	42,240
Pit	1	1	2	2	0	0	0	1	x	7	7	0	

WP - Blyleven (1-0), LP - LaCross (0-1), Save - None
HR - Bench, Stargell, Madlock

Pittsburgh Batting							
Player	AVG	G	AB	R	H	HR	RBI
Alexander	.000	1	0	1	0	0	0
Easler	.000	1	1	0	0	0	0
Foli	.333	3	12	1	4	0	3
Garner	.417	3	12	4	5	1	1
Madlock	.250	3	12	1	3	1	2
Milner	.000	3	9	0	0	0	0
Moreno	.250	3	12	3	3	0	0
Ott	.231	3	13	0	3	0	0
Parker	.333	3	12	2	4	0	2
Robinson	.000	3	3	0	0	0	0
Stargell	.455	3	11	2	5	2	6
Stennett	.000	1	0	0	0	0	0

Pittsburgh Pitching							
Player	W-L	ERA	G	SV	IP	H	ER
Bibby	0-0	1.29	1	0	7.0	4	1
Blyleven	1-0	1.00	1	0	9.0	8	1
Candelaria	0-0	2.57	1	0	7.0	5	2
Jackson	1-0	0.00	2	0	2.0	1	0
Roberts	0-0	-	1	0	0.0	0	0
Robinson	1-0	0.00	2	1	2.0	0	0
Romo	0-0	0.00	2	0	0.1	3	0
Tekulve	0-0	3.00	2	0	3.0	2	1

Cincinnati Batting							
Player	AVG	G	AB	R	H	HR	RBI
Auerbach	.000	2	2	0	0	0	0
Bench	.250	3	12	1	3	1	1
Collins	.357	3	14	0	5	0	1
Concepcion	.429	3	14	1	6	0	0
Cruz	.200	2	5	1	1	0	0
Driessen	.083	3	12	1	1	0	0
Foster	.200	3	10	1	2	1	2
Geronimo	.143	2	7	0	1	0	0
Knight	.286	3	14	0	4	0	0
Morgan	.000	3	11	0	0	0	0
Spilman	.000	2	2	0	0	0	0

Cincinnati Pitching							
Player	W-L	ERA	G	SV	IP	H	ER
Bair	0-1	9.00	1	0	1.0	2	1
Hume	0-1	6.75	3	0	4.0	6	3
LaCross	0-1	10.80	1	0	1.2	1	2
Leibrandt	0-0	0.00	1	0	0.1	0	0
Norman	0-0	18.00	1	0	2.0	4	4
Pastore	0-0	2.57	1	0	7.0	7	2
Seaver	0-0	2.25	1	0	8.0	5	2
Soto	0-0	0.00	1	0	2.0	0	0
Tomlin	0-0	0.00	3	0	3.0	3	0

NL West Standings				
Cincinnati	90	71	.559	-
Houston	89	73	.549	1.5
Los Angeles	79	83	.488	11.5
San Francisco	79	83	.438	19.5
San Diego	68	93	.422	22.0
Atlanta	66	94	.413	23.5





1990 NLCS

CINCINNATI REDS 4, PITTSBURGH PIRATES 2

Game 1 @ CIN (Riverfront Stadium) - Pirates 4, Reds 3

Oct. 4 - The Pirates rallied from a 3-0 deficit.

	1	2	3	4	5	6	7	8	9	R	H	E	Attendance
Pit	0	0	1	2	0	0	1	0	0	4	7	1	52,911
Cin	3	0	0	0	0	0	0	0	0	3	5	0	

WP - Walk (1-0), LP - Charlton (0-1), Save - Power (1)
HR - Bream

Game 2 @ CIN (Riverfront Stadium) - Reds 2, Pirates 1

Oct. 5 - Paul O'Neill drove in both Reds' runs with a single and double.

	1	2	3	4	5	6	7	8	9	R	H	E	Attendance
Pit	0	0	0	0	1	0	0	0	0	1	6	0	54,456
Cin	1	0	0	0	1	0	0	0	0	2	5	0	

WP - Browning (1-0), LP - Drabek (0-1), Save - Myers (1)
HR - Lind

Game 3 @ PIT (Three Rivers Stadium) - Reds 6, Pirates 3

Oct. 8 - Billy Hatcher gave the Reds an early 2-0 lead with a 2-run homer.

	1	2	3	4	5	6	7	8	9	R	H	E	Attendance
Cin	0	2	0	0	3	0	0	0	1	6	13	1	45,611
Pit	0	0	0	2	0	0	1	0	3	3	8	0	

WP - Jackson (1-0), LP - Smith (0-1), Save - Myers (2)
HR - Duncan, Hatcher

Game 4 @ PIT (Three Rivers Stadium) - Reds 5, Pirates 3

Oct. 9 - Chris Sabo blasted a 2-run HR in the seventh to break a 2-2 tie.

	1	2	3	4	5	6	7	8	9	R	H	E	Attendance
Cin	0	0	0	2	0	0	2	0	1	5	10	1	50,461
Pit	1	0	0	1	0	0	1	0	3	3	8	0	

WP - Rijo (1-0), LP - Walk (1-1), Save - Dibble (1)
HR - O'Neill, Sabo, Bell

Game 5 @ PIT (Three Rivers Stadium) - Pirates 3, Reds 2

Oct. 10 - Doug Drabek kept the Pirates' hopes alive.

	1	2	3	4	5	6	7	8	9	R	H	E	Attendance
Cin	1	0	0	0	0	0	1	0	2	7	7	0	48,221
Pit	2	0	0	1	0	0	0	0	3	6	1		

WP - Drabek (1-1), LP - Browning (1-1), Save - Patterson (1)
HR - None

Game 6 @ CIN (Riverfront Stadium) - Reds 2, Pirates 1

Oct. 12 - Danny Jackson, Norm Charlton and Randy Myers threw a 1-hitter.

	1	2	3	4	5	6	7	8	9	R	H	E	Attendance
Pit	0	0	0	0	1	0	0	0	0	1	1	3	56,079
Cin	1	0	0	0	0	0	1	0	x	2	9	0	

WP - Charlton (1-1), LP - Smith (0-2), Save - Myers (3)
HR - None

Pittsburgh Batting

Player	AVG	G	AB	R	H	HR	RBI
Backman	.143	3	7	1	1	0	0
Bell	.250	6	20	3	5	1	1
Bonds	.167	6	18	4	3	0	1
Bonilla	.190	6	21	0	4	0	1
Bream	.500	4	8	1	4	1	3
King	.100	5	10	0	1	0	0
LaValliere	.000	3	6	1	0	0	0
Lind	.238	6	21	1	5	1	2
Martinez	.250	2	8	0	2	0	2
Redus	.250	5	8	1	2	0	0
Reynolds	.200	6	10	0	2	0	0
Slaughter	.091	4	11	0	1	0	1
Van Slyke	.208	6	24	3	5	0	3

Pittsburgh Pitching

Player	W-L	ERA	G	SV	IP	H	ER
Belinda	0-0	2.45	3	0	3.2	3	1
Drabek	1-1	1.65	2	0	16.1	12	3
Landrum	0-0	0.00	2	0	2.0	0	0
Patterson	0-0	0.00	2	1	1.0	1	0
Power	0-0	3.60	2	1	5.0	6	2
Smiley	0-0	0.00	1	0	2.0	2	0
Smith	0-2	6.00	2	0	9.0	14	6
Walk	1-1	4.85	2	0	13.0	11	7

Cincinnati Batting

Player	AVG	G	AB	R	H	HR	RBI
Bates	.000	2	0	1	0	0	0
Benzinger	.333	5	9	0	3	0	0
Braggs	.200	2	5	0	1	0	0
Davis	.174	6	23	2	4	0	2
Duncan	.300	6	20	1	6	1	4
Hatcher	.333	4	15	2	5	1	2
Larkin	.261	6	23	5	6	0	1
Morris	.417	5	12	3	5	0	1
Oester	.333	3	3	1	1	0	0
Oliver	.143	5	14	1	2	0	0
O'Neill	.471	5	17	1	8	1	4
Quinones	.500	3	2	1	1	0	2
Reed	.000	4	7	0	0	0	0
Sabo	.227	6	22	1	5	1	3
Winningham	.286	3	7	1	2	0	1

Cincinnati Pitching

Player	W-L	ERA	G	SV	IP	H	ER
Browning	1-1	3.27	2	0	11.0	9	4
Charlton	1-1	1.80	4	0	5.0	4	1
Dibble	0-0	0.00	4	1	5.0	0	0
Jackson	1-0	2.38	2	0	11.1	8	3
Mahler	0-0	0.00	1	0	1.2	2	0
Myers	0-0	0.00	4	3	5.2	2	0
Rijo	1-0	4.38	2	0	12.1	10	6
Scudder	0-0	0.00	1	0	1.0	1	0

NL West Standings

Cincinnati	91	71	.562	-
Los Angeles	86	76	.531	5.0
San Francisco	85	77	.525	6.0
Houston	75	87	.463	16.0
San Diego	75	87	.463	16.0
Atlanta	65	97	.401	26.0

Rob Dibble - NLCS MVP

G	GS	IP	W	L	SV	H	R	ER	SO	BB	ERA
g1	0	1.0	0	0	0	0	0	0	3	0	0.00
g2	0	1.1	0	0	0	0	0	0	2	1	0.00
g3	0	1.2	0	0	0	0	0	0	3	0	0.00
g4	0	1.0	0	0	1	0	0	0	2	0	0.00
4	0	5.0	0	0	1	0	0	0	10	1	0.00

Randy Myers - NLCS MVP

G	GS	IP	W	L	SV	H	R	ER	SO	BB	ERA
g2	0	1.2	0	0	1	0	0	0	0	1	0.00
g3	0	1.0	0	0	1	0	0	0	3	0	0.00
g4	0	1.0	0	0	0	2	0	0	1	0	0.00
g6	0	2.0	0	0	1	0	0	0	3	2	0.00
4	0	5.2	0	0	3	2	0	0	7	3	0.00


1990 WORLD SERIES
CINCINNATI REDS 4, OAKLAND A'S 0
Game 1 @ CIN (Riverfront Stadium) - Reds 7, A's 0

Oct. 16 - The Reds scored 4 runs in the first 3 innings off Dave Stewart and coasted to victory...Eric Davis opened the scoring with a 2-run homer...starter Jose Rijo and a pair of relievers threw a shutout.

	1	2	3	4	5	6	7	8	9	R	H	E	Attendance
Oak	0	0	0	0	0	0	0	0	0	0	9	1	55,830
Cin	2	0	2	0	3	0	0	0	x	7	10	0	

WP - Rijo (1-0), **LP** - Stewart (0-1), **Save** - None
HR - Davis

Game 2 @ CIN (Riverfront Stadium) - Reds 5, A's 4 (10)

Oct. 17 - Joe Oliver ripped an RBI-single in the 10th inning off closer Dennis Eckersley to give the Reds a 5-4 win and a 2-0 lead in the Series...the Reds erased a 4-2 deficit...Billy Hatcher ripped a World Series-record seventh consecutive hit.

	1	2	3	4	5	6	7	8	9	10	R	H	E	Attendance
Oak	1	0	3	0	0	0	0	0	0	0	4	10	2	55,832
Cin	2	0	0	1	0	0	0	1	0	1	5	14	2	

WP - Dibble (1-0), **LP** - Eckersley (0-1), **Save** - None
HR - Canseco

Game 3 @ OAK (Oakland-Alameda County Stadium) - Reds 8, A's 3

Oct. 19 - Chris Sabo belted 2 homers, including a 2-run blast in a 7-run third inning...for the second straight game, the Reds collected 14 hits... Chris Sabo set a Series record with 10 chances at third base.

	1	2	3	4	5	6	7	8	9	R	H	E	Attendance
Cin	0	1	7	0	0	0	0	0	0	8	14	1	48,269
Oak	0	2	1	0	0	0	0	0	0	3	7	1	

WP - Browning (1-0), **LP** - Moore (0-1), **Save** - None
HR - Sabo 2, R. Henderson, Baines

Game 4 @ OAK (Oakland-Alameda County Stadium) - Reds 2, A's 1

Oct. 20 - Series MVP Jose Rijo outpitched Dave Stewart for the second time in the Series as the Reds earned a 4-game sweep...trailing 1-0 in the eighth inning, the Reds scored 2 runs on a groundout by Glenn Braggs and sacrifice fly by Hal Morris...Rijo allowed the A's a run in the first inning but then retired 20 straight batters.

	1	2	3	4	5	6	7	8	9	R	H	E	Attendance
Cin	0	0	0	0	0	0	0	2	0	2	7	1	48,613
Oak	1	0	0	0	0	0	0	0	0	1	2	1	

WP - Rijo (2-0), **LP** - Stewart (0-2), **Save** - Myers (1)
HR - None

Oakland Batting							
Player	AVG	G	AB	R	H	HR	RBI
Baines	.143	3	7	1	1	1	2
Blankenship	.000	1	1	0	0	0	0
Bordick	.000	3	0	0	0	0	0
Canseco	.083	4	12	1	1	1	2
Gallego	.091	4	11	0	1	0	1
Hassey	.333	3	6	0	2	0	1
DHenderson	.231	4	13	2	3	0	0
RHenderson	.333	4	15	2	5	1	1
Jennings	1.000	1	1	0	1	0	0
Lansford	.267	4	15	0	4	0	1
McGee	.200	4	10	1	2	0	0
McGwire	.214	4	14	1	3	0	0
Quirk	.000	1	3	0	0	0	0
Randolph	.267	4	15	0	4	0	0
Steinbach	.125	3	8	0	1	0	0

Oakland Pitching							
Player	W-L	ERA	G	SV	IP	H	ER
Burns	0-0	16.20	2	0	1.2	5	3
Eckersley	0-1	6.75	2	0	1.1	3	1
Honeycutt	0-0	0.00	1	0	1.2	2	0
Klink	0-0	-	1	0	0.0	0	0
Moore	0-1	6.75	1	0	2.2	8	2
Nelson	0-0	0.00	2	0	5.0	3	0
Sanderson	0-0	10.80	2	0	1.2	4	2
Stewart	0-2	3.46	2	0	13.0	10	5
Welch	0-0	4.91	1	0	7.1	9	4
Young	0-0	0.00	1	0	1.0	1	0

Cincinnati Batting							
Player	AVG	G	AB	R	H	HR	RBI
Bates	1.000	1	1	1	1	0	0
Benzinger	.182	4	11	1	2	0	0
Braggs	.000	2	4	0	0	0	0
Davis	.286	4	14	3	4	1	5
Duncan	.143	4	14	1	2	0	1
Hatcher	.750	4	12	6	9	0	2
Larkin	.353	4	17	3	6	0	1
Morris	.071	4	14	0	1	0	2
Oester	1.000	1	1	0	1	0	1
Oliver	.333	4	18	2	6	0	1
O'Neill	.083	4	12	2	1	0	1
Sabo	.563	4	16	2	9	2	5
Winningham	.500	2	4	1	2	0	0

Cincinnati Pitching							
Player	W-L	ERA	G	SV	IP	H	ER
Armstrong	0-0	0.00	1	0	3.0	1	0
Browning	1-0	4.50	1	0	6.0	6	3
Charlton	0-0	0.00	1	0	1.0	1	0
Dibble	1-0	0.00	3	0	4.2	3	0
Jackson	0-0	10.13	1	0	2.2	6	3
Myers	0-0	0.00	3	1	3.0	2	0
Rijo	2-0	0.59	2	0	15.1	9	1
Scudder	0-0	0.00	1	0	1.1	0	0

Jose Rijo - World Series MVP

G	GS	IP	W	L	SV	H	R	ER	SO	BB	ERA
g1	1	7.0	1	0	0	7	0	0	5	2	0.00
g4	1	8.1	1	0	0	2	1	1	9	3	1.08
2	2	15.1	2	0	0	9	1	1	14	5	0.59



1995 NLDS

CINCINNATI REDS 3, LOS ANGELES DODGERS 0

Game 1 @ LAD (Dodger Stadium) - Reds 7, Dodgers 2

Oct. 3 - Starter Pete Schourek limited the Dodgers to just 5 hits in 7 innings...Reds took an early 4-0 lead in the first on a Hal Morris 2-run double and a 2-run homer by Benito Santiago in his first post-season at-bat...Reds added 3 more in the fifth on a Santiago sac fly and Jeff Branson's 2-run double.

	1	2	3	4	5	6	7	8	9	R	H	E	Attendance	
Cin	4	0	0	0	3	0	0	0	0	-	7	12	0	44,199
LAD	0	0	0	0	1	1	0	0	0	-	2	8	0	

WP - Schourek (1-0), LP - Martinez (0-1), Save - None
HR - Piazza, Santiago

Game 2 @ LAD (Dodger Stadium) - Reds 5, Dodgers 4

Oct. 4 - The Reds were outhit, 14-6...after allowing the Dodgers an early 1-0 lead, the Reds took the lead in the fourth inning after Ron Gant reached on an error and then scored on a Reggie Sanders 2-run homer...with the game tied 2-2 in the eighth, Barry Larkin's RBI-single gave the Reds a 3-2 lead as they held on to win.

	1	2	3	4	5	6	7	8	9	R	H	E	Attendance
Cin	0	0	0	2	0	0	1	2	5	6	0	0	46,051
LAD	1	0	0	1	0	0	0	2	4	14	2	0	

WP - Burba (1-0), LP - Osuna (0-1), Save - Brantley (1)
HR - Sanders, Karros 2

Game 3 @ CIN (Cinergy Field) - Reds 10, Dodgers 1

Oct. 6 - The Reds exploded for 10 runs and battered Dodger starting pitcher Hideo Nomo for 5 runs on 7 hits in the first 5 innings...the Reds iced the game in the sixth, when pinch-hitter Mark Lewis connected off Mark Guthrie for a grand slam that gave the Reds a 7-1 lead...was the first pinch-hit grand slam in National League playoff history...Ron Gant and Bret Boone also homered as the Reds pounded out 11 hits off 6 Dodger pitchers...starter David Wells earned the victory after allowing just 1 unearned run on 6 hits in 6.1 innings.

	1	2	3	4	5	6	7	8	9	R	H	E	Attendance
LAD	0	0	0	1	0	0	0	0	0	1	9	0	53,276
Cin	0	0	2	1	0	4	3	0	x	10	11	2	

WP - Wells (1-0), LP - Nomo (0-1), Save - None
HR - Boone, Gant, Lewis

Los Angeles Batting							
Player	AVG	G	AB	R	H	HR	RBI
Ashley	.000	1	0	0	0	0	0
Butler	.267	3	15	1	4	0	1
DeShields	.250	3	12	1	3	0	0
Fonville	.500	3	12	1	6	0	0
Gwynn	.000	1	1	0	0	0	0
Hansen	.667	3	3	0	2	0	0
Hollandsworth	.000	2	2	0	0	0	0
Karros	.500	3	12	3	6	2	4
Kelly	.364	3	11	0	4	0	0
Mondesi	.222	3	9	0	2	0	0
Offerman	.000	1	0	0	0	0	0
Piazza	.214	3	14	1	3	1	1
Wallach	.083	3	12	0	1	0	0
Webster	.000	2	2	0	0	0	0

Los Angeles Pitching							
Player	W-L	ERA	G	SV	IP	H	ER
Astacio	0-0	0.00	3	0	3.1	1	0
Cummings	0-0	20.25	2	0	1.1	3	3
Guthrie	0-0	6.75	3	0	1.1	2	1
Martinez	0-1	14.54	1	0	4.1	10	7
Nomo	0-1	9.00	1	0	5.0	7	5
Osuna	0-1	2.70	3	0	3.1	3	1
Tapani	0-0	81.00	2	0	0.1	0	3
Valdes	0-0	0.00	1	0	7.0	3	0

Cincinnati Batting							
Player	AVG	G	AB	R	H	HR	RBI
BBoone	.300	3	10	4	3	1	1
Branson	.286	3	7	0	2	0	2
Duncan	.667	2	3	1	2	0	1
Gant	.231	3	13	3	3	1	2
Howard	.100	3	10	0	1	0	0
Larkin	.385	3	13	2	5	0	1
DLewis	.000	3	3	0	0	0	0
MLewis	.500	2	2	2	1	1	5
Morris	.500	3	10	5	5	0	2
RSanders	.154	3	13	3	2	1	2
Santiago	.333	3	9	2	3	1	3
Walton	.000	3	3	0	0	0	0

Cincinnati Pitching							
Player	W-L	ERA	G	SV	IP	H	ER
Brantley	0-0	6.00	3	1	3.0	5	2
Burba	1-0	0.00	1	0	1.0	2	0
Jackson	0-0	0.00	3	0	3.2	4	0
Schourek	1-0	2.57	1	0	7.0	5	2
Smiley	0-0	3.00	1	0	6.0	9	2
Wells	1-0	0.00	1	0	6.1	6	0

NL Central Standings

Cincinnati	85	59	.590	-
Houston	76	68	.528	9.0
Chicago	73	71	.507	12.0
St. Louis	62	81	.434	22.5
Pittsburgh	58	86	.403	27.0




1995 NLCS
ATLANTA BRAVES 4, CINCINNATI REDS 0
Game 1 @ CIN (Riverfront Stadium) - Braves 2, Reds 1 (11)

Oct. 10 - With the Reds holding a slim 1-0 lead heading into the top of the ninth, the Braves knotted the game on a fielder's choice by David Justice...Mike Devereaux snapped the tie in the 11th with an RBI-single... the Braves turned 5 double plays.

	1	2	3	4	5	6	7	8	9	10	11	R	H	E	Attendance
Atl	0	0	0	0	0	0	0	1	0	1	2	7	0		40,382
Cin	0	0	0	1	0	0	0	0	0	0	1	8	0		

WP - Wohlers (1-0), **LP** - Jackson (0-1), **Save** - McMichael (1)
HR - None

Game 2 @ CIN (Riverfront Stadium) - Braves 6, Reds 2 (10)

Oct. 11 - The Braves jumped out to an early 1-0 lead in the first inning on an RBI-single by Chipper Jones...trailing, 2-0, the Reds rallied with 2 runs in the fifth on an RBI-single by pinch-hitter Lenny Harris and a steal of home by Jeff Branson...was the first steal of home in NLCS history...the game remained tied until the 10th, when the Braves scored 4 runs off Mark Portugal.

	1	2	3	4	5	6	7	8	9	10	R	H	E	Attendance
Atl	1	0	0	1	0	0	0	0	0	4	6	11	1	44,624
Cin	0	0	0	0	2	0	0	0	0	0	2	9	1	

WP - McMichael (1-0), **LP** - Portugal (0-1), **Save** - None
HR - Lopez

Game 3 @ ATL (Atlanta-Fulton County Stadium) - Braves 5, Reds 2

Oct. 13 - Atlanta starter Greg Maddux allowed 7 hits and just 1 run in 8 innings...the game remained scoreless into the sixth inning, when Braves catcher Charlie O'Brien blasted a 3-run homer off David Wells... Atlanta added 2 more runs in the seventh inning.

	1	2	3	4	5	6	7	8	9	R	H	E	Attendance
Cin	0	0	0	0	0	0	0	1	1	2	8	0	51,424
Atl	0	0	0	0	0	3	2	0	x	5	12	1	

WP - Maddux (1-0), **LP** - Wells (0-1), **Save** - Wohlers (1)
HR - C.Jones, O'Brien

Game 4 @ ATL (Atlanta-Fulton County Stadium) - Braves 6, Reds 0

Oct. 14 - Four Braves pitchers combined to shut out the Reds...Atlanta starter Steve Avery pitched 6 innings of 2-hit ball to earn the win...the Braves iced the game and series sweep with a 5-run seventh inning.

	1	2	3	4	5	6	7	8	9	R	H	E	Attendance
Cin	0	0	0	0	0	0	0	0	0	0	3	1	52,067
Atl	0	0	1	0	0	0	5	0	0	6	12	1	

WP - Avery (1-0), **LP** - Schourek (0-1), **Save** - None
HR - Devereaux

Atlanta Batting							
Player	AVG	G	AB	R	H	HR	RBI
Belliard	.273	4	11	1	3	0	0
Blauser	.000	1	4	0	0	0	0
Devereaux	.308	4	13	2	4	1	5
Grissom	.263	4	19	2	5	0	0
C.Jones	.438	4	16	3	7	1	3
Justice	.273	3	11	1	3	0	1
Klesko	.000	4	7	0	0	0	0
Lemke	.167	4	18	2	3	0	1
Lopez	.357	3	14	2	5	1	3
McGriff	.438	4	16	5	7	0	0
Mordecai	.000	2	2	0	0	0	0
O'Brien	.400	2	5	1	2	1	3
Polonia	.500	3	2	0	1	0	1
Smith	.000	2	2	0	0	0	0

Atlanta Pitching							
Player	W-L	ERA	G	SV	IP	H	ER
Avery	1-0	0.00	2	0	6.0	2	0
Clontz	0-0	0.00	1	0	0.1	1	0
Glavine	0-0	1.29	1	0	7.0	7	1
Maddux	1-0	1.13	1	0	8.0	7	1
McMichael	1-0	0.00	3	1	2.2	0	0
Pena	0-0	0.00	3	0	3.0	2	0
Smoltz	0-0	2.57	1	0	7.0	7	2
Wohlers	1-0	1.80	4	0	5.0	2	1

Cincinnati Batting							
Player	AVG	G	AB	R	H	HR	RBI
Anthony	.000	2	1	0	0	0	0
Boone	.214	4	14	1	3	0	0
Branson	.111	4	9	2	1	0	0
Duncan	.000	3	3	0	0	0	0
Gant	.188	4	16	1	3	0	1
Harris	1.000	3	2	0	2	0	1
Howard	.250	4	8	0	2	0	1
Larkin	.389	4	18	1	7	0	0
DLewis	.000	2	1	0	0	0	0
MLewis	.250	2	4	0	1	0	0
Morris	.167	4	12	0	2	0	1
Sanders	.125	4	16	0	2	0	0
Santiago	.231	4	13	0	3	0	0
Taubensee	.500	2	2	0	1	0	0
Walton	.000	2	7	0	0	0	0

Cincinnati Pitching							
Player	W-L	ERA	G	SV	IP	H	ER
Brantley	0-0	0.00	2	0	2.2	0	0
Burba	0-0	0.00	2	0	3.2	3	0
Carrasco	0-0	0.00	1	0	1.1	1	0
Hernandez	0-0	27.00	1	0	0.2	3	2
Jackson	0-1	23.14	3	0	2.1	5	6
Portugal	0-1	36.00	1	0	1.0	3	4
Schourek	0-1	1.26	2	0	14.1	14	2
Smiley	0-0	3.60	1	0	5.0	5	2
Wells	0-1	4.50	1	0	6.0	8	3



2010 NLDS

PHILADELPHIA PHILLIES 3, CINCINNATI REDS 0

Game 1 @ PHI (Citizens Bank Park) - Phillies 4, Reds 0

Oct. 6 - Roy Halladay (1bb, 8k, 104 pitches, 79 strikes) threw only the second no-hitter in Postseason history, joining Don Larsen's perfect game for the Yankees vs Brooklyn in Game 5 of the 1956 World Series... Halladay allowed only 1 base runner, a walk to Jay Bruce with 2 outs in the fifth, and threw first-pitch strikes to 25 of 28 batters...the Reds were no-hit for the first time since Philadelphia's Rick Wise did it to them on 6/23/71 at Riverfront Stadium...the Reds committed 1 error.

	1	2	3	4	5	6	7	8	9	R	H	E	Attendance
Cin	0	0	0	0	0	0	0	0	0	0	0	1	46,411
Phi	1	3	0	0	0	0	0	x		4	5	0	

WP - Halladay (1-0), LP - Volquez (0-1), Save - None
HR - None

Game 2 @ PHI (Citizens Bank Park) - Phillies 7, Reds 4

Oct. 8 - The Reds committed 4 errors, tying an LDS single-game record (5th time), that led to 5 unearned runs...the 6 errors between the teams was an LDS record...Reds pitchers hit 3 batters, tying an LDS record (4th time)...the Reds took a 4-0 lead into the bottom of the fifth inning...Brandon Phillips hit the second Postseason leadoff homer in Reds history (off Roy Oswalt) and finished with a single, double, solo homer and 2 runs scored...Bronson Arroyo (5.1ip, 4h, 3r, 1er, 3bb, 2k) left leading, 4-2, and was the victim of a blown save when the Phillies scored 3 unearned runs in the seventh inning off Aroldis Chapman.

	1	2	3	4	5	6	7	8	9	R	H	E	Attendance
Cin	1	1	0	1	1	0	0	0	0	4	6	4	46,511
Phi	0	0	0	0	2	1	3	1	x	7	8	2	

WP - Contreras (1-0), LP - Chapman (0-1), Save - Lidge (1)
HR - Phillips, Bruce

Game 3 @ CIN (Great American Ball Park) - Phillies 2, Reds 0

Oct. 10 - Cole Hamels (0bb, 9k) threw a 5-hitter...Johnny Cueto (5ip, 5h, 2r, 1er, 1bb, 2k, 1hr) started for the Reds and allowed only an unearned run in the first inning and Chase Utley's solo HR in the fifth...the Reds committed 2 errors...the crowd of 44,599 was the largest in Great American Ball Park history.

	1	2	3	4	5	6	7	8	9	R	H	E	Attendance
Phi	1	0	0	0	1	0	0	0	0	2	8	1	44,599
Cin	0	0	0	0	0	0	0	0	0	0	5	2	

WP - Hamels (1-0), LP - Cueto (0-1), Save - None
HR - Utley

Philadelphia Batting							
Player	AVG	G	AB	R	H	HR	RBI
Brown	.000	1	1	1	0	0	0
Francisco	.000	1	0	0	0	0	0
Howard	.273	3	11	0	3	0	0
Ibanez	.250	3	12	0	3	0	0
Polanco	.111	2	9	1	1	0	0
Rollins	.091	3	11	1	1	0	0
Ruiz	.250	3	8	1	2	0	1
Sweeney	1.000	1	1	0	1	0	0
Utley	.273	3	11	3	3	1	4
Valdez	.333	1	3	1	1	0	0
Victorino	.231	3	13	2	3	0	3
Werth	.214	3	14	1	3	1	1

Philadelphia Pitching							
Player	W-L	ERA	G	SV	IP	H	ER
Contreras	1-0	0.00	1	0	1.0	0	0
Durbin	0-0	0.00	1	0	0.1	0	0
Halladay	1-0	0.00	1	0	9.0	0	0
Hamels	1-0	0.00	1	0	9.0	5	0
Lidge	0-0	0.00	1	1	1.0	0	0
Madson	0-0	0.00	1	0	1.0	1	0
Oswalt	0-0	5.40	1	0	5.0	5	3
Romero	0-0	0.00	1	0	0.2	0	0

Cincinnati Batting							
Player	AVG	G	AB	R	H	HR	RBI
Bruce	.250	3	8	1	2	1	1
Cabrera	.125	3	8	0	1	0	0
Cairo	.000	3	3	0	0	0	0
Francisco	.000	1	1	0	0	0	0
Gomes	.000	2	6	0	0	0	0
Hanigan	.000	2	4	0	0	0	0
Heisey	.000	1	2	0	0	0	0
Hernandez	.143	3	7	0	1	0	0
Janish	.000	1	1	0	0	0	0
Nix	.000	1	3	1	0	0	0
Phillips	.333	3	12	2	4	1	1
Rolen	.091	3	11	0	1	0	0
Stubbs	.111	3	9	0	1	0	0
Votto	.100	3	10	0	1	0	1

Cincinnati Pitching							
Player	W-L	ERA	G	SV	IP	H	ER
Arroyo	0-0	1.69	1	0	5.1	4	1
Bailey	0-0	0.00	1	0	2.0	2	0
Bray	0-0	0.00	2	0	1.2	0	0
Chapman	0-1	0.00	2	0	1.2	3	0
Cueto	0-1	1.80	1	0	5.0	5	1
Masset	0-0	4.50	2	0	2.0	2	1
Ondrusek	0-0	0.00	2	0	2.0	0	0
Rhodes	0-0	0.00	1	0	0.1	0	0
Volquez	0-1	21.60	1	0	1.2	4	4
Wood	0-0	0.00	1	0	3.1	1	0

NL Central Standings				
Cincinnati	91	71	.562	-
St. Louis	86	76	.531	5.0
Milwaukee	77	85	.475	14.0
Houston	76	86	.469	15.0
Chicago	75	87	.463	16.0
Pittsburgh	57	105	.352	34.0



POSTSEASON



2012 NLDS

SAN FRANCISCO GIANTS 3, CINCINNATI REDS 2

Summary

The Giants became the first team in Major League history, under the 2-3 format, to lose the first 2 games of the 5-game series at home and win the last 3 games on the road...also became the first National League team to win a Division Series after trailing 2-0 and the eighth team overall to win a best-of-5 series after facing that deficit...was only the second time in a baseball Postseason series of at least 5g in which the visiting team won every game (Rays vs Rangers, 2010 ALDS)...there has been only 1 such instance in NBA history (Nets vs 76ers, 5-game 1984 first round) and none in the NHL...the Reds lost 3 consecutive games at Great American Ball Park for the first time all season...Ryan Ludwick led all players with 3 homers, the second-highest total by a Reds player during any single Postseason (Tony Perez, 4hr, 1975)...Dusty Baker, whose Giants won the 2002 NL pennant, became the third manager to oppose in a Postseason series a franchise he previously led to the World Series...Joe McCarthy managed the Yankees to sweeps of the Cubs in the 1932 and 1938 Fall Classics, and Billy Martin's A's were swept by the Yankees in the 1981 ALCS.

San Francisco Batting

Player	AVG	G	AB	R	H	HR	RBI
Arias	.500	4	6	3	3	0	0
Belt	.077	5	13	0	1	0	0
Blanco	.286	5	14	3	4	1	2
Crawford	.182	5	11	1	2	0	1
Huff	.000	3	3	0	0	0	0
Nady	.000	4	5	0	0	0	0
Pagan	.150	5	20	3	3	1	4
Pence	.200	5	20	0	4	0	0
Posey	.211	5	19	3	4	2	5
Sanchez	.500	1	2	1	1	0	0
Sandoval	.333	5	21	2	7	1	3
Scutaro	.150	5	20	2	3	0	1
Theriot	.000	2	2	0	0	0	0

San Francisco Pitching

Player	W-L	ERA	G	SV	IP	H	ER
Affeldt	0-0	0.00	3	0	3.2	3	0
Bumgarner	0-1	8.31	1	0	4.1	7	4
Cain	1-1	5.06	2	0	10.2	11	6
Casilla	0-0	2.70	5	0	3.1	6	1
Kontos	0-0	0.00	4	0	3.2	2	0
Lincecum	1-0	1.42	2	0	6.1	3	1
Lopez	0-0	0.00	2	0	0.2	0	0
Mijares	0-0	81.00	2	0	0.1	2	3
Mota	0-0	18.00	2	0	1.0	4	2
Romo	1-0	2.08	3	1	4.1	2	1
Vogelsong	0-0	1.80	1	0	5.0	3	1
Zito	0-0	6.75	1	0	2.2	4	2

Cincinnati Batting

Player	AVG	G	AB	R	H	HR	RBI
Bruce	.263	5	19	2	5	1	4
Cairo	.000	3	2	0	0	0	0
Cozart	.238	5	21	2	5	0	0
Frazier	.167	4	6	0	1	0	1
Hanigan	.200	4	15	3	3	0	3
Heisey	.000	4	3	1	0	0	0
Ludwick	.333	5	18	4	6	3	4
Navarro	.250	2	4	0	1	0	0
Paul	.333	3	3	1	1	0	0
Phillips	.375	5	24	1	9	1	7
Rolen	.250	4	16	1	4	0	1
Stubbs	.211	5	19	4	4	0	1
Valdez	.000	2	1	0	0	0	0
Votto	.389	5	18	3	7	0	0

Cincinnati Pitching

Player	W-L	ERA	G	SV	IP	H	ER
Arredondo	0-0	20.25	2	0	1.1	4	3
Arroyo	1-0	0.00	1	0	7.0	1	0
Bailey	0-0	1.29	1	0	7.0	1	1
Broxton	0-1	0.00	3	0	3.0	4	0
Chapman	0-0	3.00	3	0	3.0	2	1
Cueto	0-0	0.00	1	0	0.1	0	0
Hoover	0-0	0.00	2	0	2.2	0	0
Latos	0-1	6.48	2	0	8.1	11	6
Leake	0-1	10.38	1	0	4.1	6	5
LeCure	1-0	0.00	3	0	4.0	2	0
Marshall	0-0	0.00	3	0	4.0	0	0
Simon	0-0	0.00	1	0	1.0	1	0

Game 1 @ SF (AT&T Park) - Reds 5, Giants 2

Oct. 6 - After 1 batter and 8 pitches, RHP Johnny Cueto left the game with back spasms...was the fewest batters faced by any starting pitcher in a Postseason game in Major League history...the previous record was held by Washington's Curly Odgen, who faced 2 batters in Game 7 of the 1924 World Series vs the New York Giants...RHP Mat Latos pitched in relief (4ip, 1er) for the first time in his Major League career...Brandon Phillips (3h, 1hr, 3rbi) became the third Reds player with at least 3 hits and 3 RBI in a Postseason game since RBI became an official statistic in 1920...Tony Perez did it in Game 2 of the 1975 NLCS vs Pit (3 hits, 3rbi) and Mariano Duncan did it in Game 3 of the 1990 NLCS, also vs. Pittsburgh (3 hits, 4rbi)...Homer Bailey made the second pinch-hitting appearance of his career and struck out vs. Matt Cain...Bailey also pinch hit and struck out on 9/2/09 vs Col.

	1	2	3	4	5	6	7	8	9	R	H	E	Attendance
Cin	0	0	2	1	0	0	0	2		5	9	1	43,492
SF	0	0	0	0	0	1	0	0	1	2	7	0	

WP - LeCure (1-0), LP - Cain (0-1), Save - None
HR - Phillips, Bruce, Posey

Game 2 @ SF (AT&T Park) - Reds 9, Giants 0

Oct. 7 - Bronson Arroyo (7ip, 1h), J.J. Hoover (1ip) and Jose Arredondo (1ip, 1h) combined on a 2-hitter...Ryan Ludwick hit his first career Postseason homer...Ryan Hanigan had 2 hits and 3 RBI...the shutout was the first by the Reds in the playoffs since a 7-0 win vs. Oakland in Game 1 of the 1990 World Series...were the fewest hits allowed by Reds pitching in Postseason play since their 2-hitter in the deciding Game 4 of the 1990 World Series...9 runs were the most by Reds batters in a playoff game since a 10-1 win in Game 3 of the 1995 NLDS vs. Los Angeles.

	1	2	3	4	5	6	7	8	9	R	H	E	Attendance
Cin	0	1	0	3	0	0	5	0		9	13	0	43,505
SF	0	0	0	0	0	0	0	0		0	2	0	

WP - Arroyo (1-0), LP - Bumgarner (0-1), Save - None
HR - Ludwick

Game 3 @ CIN (Great American Ball Park) - Giants 2, Reds 1 (10 innings)

Oct. 9 - Reds pitchers recorded 16 strikeouts, a club record for a Postseason game (12k, Game 1, 1990 NLCS vs Pit)...Homer Bailey's 10 strikeouts also were a Reds Postseason record, breaking by 1 strikeout the mark shared by Hod Eller (Game 5, 1919 World Series) and Jose Rijo (Game 4, 1990 World Series)...from the fourth through sixth innings Bailey recorded 6 consecutive outs by strikeout, tying Eller's club record

set in Game 5 of the 1919 World Series...Bailey became only the fourth pitcher in Major League Postseason history to allow 1 or fewer hits while striking out at least 10 batters and throwing at least 7 innings...he joined Bal's Mike Mussina (1997 ALCS vs Cle, 8ip, 1h, 10k), NYY's Orlando Hernandez (1999 World Series vs Atl, 7ip, 1h, 10k) and NYY's Roger Clemens (2000 ALCS vs Sea, 9ip, 1h, 15k)...Ryan Vogelsong (5ip, 3h, 1er, 3bb, 5k) started for the Giants, who won on an unearned run in the 10th...Reds batters produced their only run in the first inning on 3 hits and a walk, then were held to 1 hit the last 9 innings of the game... for only the second time in the 10-year history of Great American Ball Park, there was not an extra-base hit (other, 2003).

Cincinnati	97	65	.599	-
St. Louis	88	74	.543	9.0
Milwaukee	83	79	.512	14.0
Pittsburgh	79	83	.488	18.0
Chicago	61	101	.377	36.0
Houston	55	107	.340	42.0

	1	2	3	4	5	6	7	8	9	10	R	H	E	Attendance
SF	0	0	1	0	0	0	0	0	0	1	2	3	0	44,501
Cin	1	0	0	0	0	0	0	0	0	0	1	4	1	

WP - Romo (1-0), LP - Broxton (0-1), Save - None
HR - None

Game 4 @ CIN (Great American Ball Park) - Giants 8, Reds 3

Oct. 10 - The Giants won for the 12th straight time in a game started by Barry Zito (2.2ip, 4h, 2er, 4bb, 4k)...Mike Leake (4.1ip, 6h, 5er, 2bb, 1k, 2hr) started in place of Johnny Cueto, who suffered a back injury in Game 1...Angel Pagan became the first Giants player, in New York or San Francisco, to lead off a Postseason game with a homer.

	1	2	3	4	5	6	7	8	9	R	H	E	Attendance
SF	1	2	0	0	2	0	3	0	0	8	11	1	44,375
Cin	1	0	1	0	0	1	0	0	0	3	9	0	

WP - Lincecum (1-0), LP - Leake (0-1), Save - None
HR - Pagan, Blanco, Ludwick, Sandoval

Game 5 @ CIN (Great American Ball Park) - Giants 6, Reds 4

Oct. 11 - The Giants scored all 6 of their runs in the fifth inning, capped by Buster Posey's grand slam off Mat Latos... Posey became the third Giants player to hit a Postseason grand slam, joining Chuck Hiller (Game 4, 1962 World Series at NYY) and Will Clark (Game 1, 1989 NLCS at Chi)...was the first career grand slam allowed by Latos and only the second Postseason grand slam allowed by a Reds pitcher (Bal's Dave McNally off Wayne Granger, 1970 World Series)...Reds batters produced 12 hits but went 2-for-13 with RISP and stranded 11 base runners, including 2 base runners in each of the last 3 innings.

	1	2	3	4	5	6	7	8	9	R	H	E	Attendance
SF	0	0	0	0	6	0	0	0	0	6	9	1	44,142
Cin	0	0	0	0	2	1	0	0	1	4	12	1	

WP - Cain (1-1), LP - Latos (0-1), Save - Romo (1)
HR - Posey (grand slam off Latos), Ludwick





2013 WILD CARD GAME

Summary

The Redlegs made their third Postseason appearance in 4 seasons, including National League Central Division championships in 2010 and 2012 and the 2013 Wild Card berth...in franchise history, this successful Postseason stretch is matched only by the teams that made 6 playoff appearances during the Big Red Machine era (1970, 1972, 1973, 1975, 1976, 1979).

Game 1 @ PIT (PNC Park) - Pirates 6, Reds 2

Oct. 1 - The Reds were eliminated from the Postseason following a 6-2 loss at Pittsburgh in the National League Wild Card game...Johnny Cueto started for the Reds and suffered the loss (3.1ip, 7h, 4er, 1bb, 0k, 2hr)...Ryan Ludwick produced 2 of the Reds' 6 hits, including a pair of doubles...in the top of the eighth inning Shin-Soo Choo homered off Tony Watson, the first home run by Choo off a left-hander all season and the first homer all year allowed to a left-handed batter by Watson... Russell Martin (2hr) become only the second Pirates batter ever to homer more than once in the playoffs (Bob Robertson, 3hr, 1971 NLCS at SF)... was the first Postseason game in PNC Park history and the Pirates' first playoff game since the 1992 NLCS vs the Braves.

Pittsburgh Batting

Player	AVG	G	AB	R	H	HR	RBI
Alvarez	.000	1	3	0	0	0	1
Barnes	.250	1	4	0	1	0	0
Byrd	.250	1	4	1	1	1	2
Marte	.400	1	5	1	2	0	0
Martin	.750	1	4	2	3	2	2
McCutchen	.667	1	3	1	2	0	0
Morneau	.250	1	4	0	1	0	0
Snider	.000	1	1	0	0	0	0
Walker	.400	1	5	1	2	0	1

Pittsburgh Pitching

Player	W-L	ERA	G	SV	IP	H	ER
Grilli	0-0	0.00	1	0	1.0	0	0
Liriano	1-0	1.29	1	0	7.0	4	1
Watson	0-0	9.00	1	0	1.0	2	1

	1	2	3	4	5	6	7	8	9	R	H	E	Attendance
Cin	0	0	0	1	0	0	0	1	0	2	6	0	40,487
Pit	0	2	1	2	0	0	1	0	x	6	14	0	

WP - Liriano (1-0), LP - Cueto (0-1), Save - None
HR - Choo, Byrd, Martin 2

Cincinnati Batting

Player	AVG	G	AB	R	H	HR	RBI
Bruce	.250	1	4	0	1	0	1
Choo	.333	1	3	2	1	1	1
Cozart	.000	1	3	0	0	0	0
Cueto	.000	1	1	0	0	0	0
Frazier	.250	1	4	0	1	0	0
Hanigan	.000	1	3	0	0	0	0
Heisey	.000	1	1	0	0	0	0
Ludwick	.750	1	4	0	3	0	0
Mesoraco	.000	1	1	0	0	0	0
Phillips	.000	1	4	0	0	0	0
Votto	.000	1	4	0	0	0	0

Cincinnati Pitching

Player	W-L	ERA	G	SV	IP	H	ER
Cueto	0-1	10.80	1	0	3.1	8	4
Hoover	0-0	0.00	1	0	0.2	0	0
LeCure	0-0	0.00	1	0	1.0	1	0
Marshall	0-0	---	1	0	0.0	1	1
Ondrusek	0-0	9.00	1	0	1.0	1	1
Parra	0-0	0.00	1	0	0.2	1	0
Simon	0-0	0.00	1	0	1.1	2	0

NL Central Standings

St. Louis	97	65	.599	-
Pittsburgh	94	68	.580	3.0
Cincinnati	90	72	.556	7.0
Milwaukee	74	88	.457	23.0
Chicago	66	96	.407	31.0

WILD CARD 20

2020 WILD CARD SERIES

Summary

In a regular season shortened to 60 games by a global pandemic fueled by the COVID-19 virus, the Redlegs made their first Postseason appearance since the 2013 Wild Card game...as the seventh seed in the National League's 8-team bracket, the Reds played the best-of-3 Wild Card Series in Atlanta at Truist Park and became the first team in Postseason history to be shut out in a series of more than 1 game...their 22-inning scoreless streak was the longest ever to begin the playoffs (20 innings, 1921 New York Giants)...the Reds' active 23-inning scoreless streak, dating back to a 6-2 loss in the 2013 Wild Card game at Pit, is the longest in their Postseason history (18 innings, 10/14/95 - 10/6/2010)... were shut in consecutive Postseason games for the first time...only twice in their Postseason history were the Reds shut out twice in any series, during Games 1 & 4 of the 1961 World Series vs the Yankees and Games 1 & 3 of the 2010 Division Series vs the Phillies.

Atlanta Batting							
Player	AVG	G	AB	R	H	HR	RBI
Acuña Jr.	.364	2	11	0	4	0	1
Albies	.250	2	8	1	2	0	0
Culberson	.000	1	0	0	0	0	0
d'Arnaud	.222	2	9	0	2	0	0
Duvall	.125	2	8	1	1	1	2
Flowers	.000	1	0	0	0	0	0
Freeman	.167	2	6	1	1	0	1
Markakis	.222	2	9	0	2	0	0
Ozuna	.111	2	9	1	1	1	2
Pache	.000	2	0	1	0	0	0
Riley	.125	2	8	1	1	0	0
Swanson	.111	2	9	0	1	0	0

Atlanta Pitching							
Player	W-L	ERA	G	SV	IP	H	ER
Anderson	1-0	0.00	1	0	6.0	2	0
Fried	0-0	0.00	1	0	7.0	6	0
Greene	0-0	0.00	1	0	0.1	2	0
Martin	0-0	0.00	2	0	2.0	0	0
Matzek	0-0	0.00	1	0	1.1	2	0
Melancon	0-0	0.00	2	0	2.0	0	0
Minter	1-0	0.00	1	0	0.2	0	0
O'Day	0-0	0.00	1	0	0.1	1	0
Smith	0-0	0.00	2	0	2.1	0	0

Cincinnati Batting							
Player	AVG	G	AB	R	H	HR	RBI
Akiyama	.000	2	5	0	0	0	0
Aquino	.333	1	6	0	2	0	0
Barnhart	.000	2	5	0	0	0	0
Casali	.000	2	2	0	0	0	0
Castellanos	.300	2	10	0	3	0	0
Davidson	.000	1	0	0	0	0	0
Farmer	.000	1	5	0	0	0	0
Galvis	.333	2	3	0	1	0	0
Garcia	.000	1	1	0	0	0	0
Goodwin	.000	2	1	0	0	0	0
Jankowski	.000	1	0	0	0	0	0
Moustakas	.000	2	8	0	0	0	0
Senzel	.286	2	7	0	2	0	0
Suárez	.222	2	9	0	2	0	0
Votto	.222	2	9	0	2	0	0
Winker	.167	2	6	0	1	0	0

Cincinnati Pitching							
Player	W-L	ERA	G	SV	IP	H	ER
Bauer	0-0	0.00	1	0	7.2	2	0
Bradley	0-1	27.00	1	0	0.1	2	1
Castillo	0-1	1.69	1	0	5.1	6	1
Garrett	0-0	--	1	0	1bf	1	0
Iglesias	0-0	16.20	1	0	1.2	2	3
Lorenzen	0-0	0.00	2	0	2.2	2	0
Sims	0-0	0.00	2	0	2.2	0	0

NL Central Standings

Chicago	34	26	.567	-
St. Louis	30	28	.5172	3.0
Cincinnati	31	29	.5167	3.0
Milwaukee	29	31	.483	5.0
Chicago	19	41	.317	15.0

Game 1 @ Atl (Truist Park) - Braves 1, Reds 0 (13 innings)

September 30 - In the longest 1-0 game in Postseason history, Braves first baseman Freddie Freeman produced an RBI-single off Amir Garrett in the bottom of the 13th inning...Trevor Bauer became the first pitcher in Postseason history to record at least 12 strikeouts without allowing a walk or a run...his 12 strikeouts are a Reds Postseason record (10k, Homer Bailey, 2012 NLDS Game 3 vs SF)...Bauer joined Don Gullett, José Rijo and Ross Grimsley as the only pitchers in Reds Postseason history to hold an opponent to 2 hits or fewer while throwing at least 7.2 innings...Bauer and Max Fried became the first opposing starters in Postseason history each to throw at least 7.0 scoreless innings without a walk...was just the eighth Postseason game in which both starting pitchers threw at least 7.0 scoreless innings, the first since SF's Madison Bumgarner and NYM's Noah Syndergaard did so in the 2016 National League Wild Card game...was the first Postseason game in history to be scoreless through the first 11 and then 12 innings...the Reds were shut out for the 11th time in their Postseason history (last, 2010 NLDS Game 3 vs Phi)...Reds batters stranded 13 base runners, a new Reds Postseason record (12, 1919 World Series Game 8 at WSox)...the teams combined for a Postseason record 37 strikeouts (34, Red Sox at Dodgers, 2018 World Series Game 3, 18 innings)...Reds batters struck out 16 times, a new Reds Postseason record (15, 1975 NLCS Game 3 at Pit, 10 innings)...Reds pitchers recorded 21 strikeouts, a new Reds Postseason record (16, 2012 NLDS Game 3 vs SF, 10 innings)...was the fourth walkoff loss in Reds Postseason history, their first since Carlton Fisk of the Red Sox homered in the bottom of the 12th inning of the 1975 World Series Game 6 at Fenway Park...was the longest extra-inning game in Reds Postseason history, the 14th extra-inning game overall and their first since 2012 NLDS Game 3 vs SF (2-1 loss in 10 innings).

	1	2	3	4	5	6	7	8	9	10	11	12	13	R	H	E	Attendance
Cin	0	0	0	0	0	0	0	0	0	0	0	0	0	0	0	11	1
Atl	0	0	0	0	0	0	0	0	0	0	0	0	1	1	6	0	

WP - Minter (1-0), **LP** - Bradley (0-1), **Save** - None
HR - None

Game 2 @ Atl (Truist Park) - Braves 5, Reds 0

October 1 - The Braves scored 1 run in the fifth inning and then 4 in the eighth on a pair of 2-run HR off Raisel Iglesias by Marcell Ozuna and former Red Adam Duvall...Luis Castillo (5.1ip, 6h, 1er, 1bb, 7k) started for the Reds and RHP Ian Anderson (6ip, 2h, 2bb, 9k) for the Braves.

	1	2	3	4	5	6	7	8	9	R	H	E	Attendance
Cin	0	0	0	0	0	0	0	0	0	0	2	1	-
Atl	0	0	0	1	0	0	4	x	5	9	0	0	-

WP - Anderson (1-0), **LP** - Castillo (0-1), **Save** - None
HR - Ozuna, Duvall

2021 NOTES





MEDIA

The Reds issue more than 200 season credentials to members of the media who cover the team on a regular basis. Traveling entities include the Cincinnati Enquirer, MLB.com and TheAthletic.com, along with Reds broadcast rights holders 700 WLW Radio and a regional television network. In the COVID-19 season of 2020, every interview beginning with Summer Camp was conducted by Zoom video conferencing without in-person interaction with the media. Over 93 days from July 2 through the Reds' elimination by the Braves in the Wild Card Series, 54 members of the organization participated in 473 interviews lasting more than 64 hours.

REDS ON THE AIRWAVES

RADIO

In 2021, **Tommy Thrall** will enjoy his second full season as the play-by-play broadcaster for the Reds Radio Network. He will be joined in the booth on a regular basis by former Reds pitcher and color analyst **Jeff Brantley**. The Reds on Radio Network is one of the largest in professional sports, with more than 100 stations covering 8 states. The 50,000-watt flagship station is **700 WLW (AM 700)** in Cincinnati. Selected spring training games, all 162 regular-season games and all Postseason games will be broadcast on 700 WLW Radio.

TELEVISION

The **Reds Television Network** will broadcast more than 150 games, all in high definition. Play-by-play broadcaster **John Sadak** and color analyst **Barry Larkin** are in their first seasons in the booth. **Chris Welsh** returns for his 29th season as Reds TV color analyst, and **Jim Day** for his 20th season on the crew.

REDS PLAY-BY-PLAY & COLOR BROADCASTERS

Lee Allen	1943-44	Steve LaMar	1990-92
Roger Bake	1939-41	Ray Lane	1979-84
Red Barber *	1934-38	Barry Larkin	2021
Johnny Bench	1987-90	Sam LeCure	2018, 2020-21
Jeff Brantley	2007-21	Frank McCormick	1958-68
Dick Bray	1937-43	Jim McIntyre	1966-70
Marty Brennaman *	1974-2019	Kent Mercker	2009-12
Thom Brennaman	1989, 2007-20	Al Michaels *	1971-73
Bill Brown	1976-82	Gene Mittendorf	1924
"Oatmeal" Brown	1933	Jack Moran	1955-61
George Bryson	1956-60	Joe Morgan	1985
Bob Burdette	1929	Dick Nesbitt	1942
Dick Carlson	1980-83	Joe Nuxhall	1967-2007
Sean Casey	2011-2014	Wes Parker	1973
Gordy Coleman	1990-94	Steve Physioc	1986
Ken Coleman	1975-79	Jay Randolph	1988
Jim Day	2011-21	Pee Wee Reese	1969-70
Doug Flynn	2012-2019	John Sadak	2021
George Grande	1993-2018	Mark Scott	1956
Danny Graves	2018-20	Steve Stewart	2004-07
Harry Hartman	1931-33	Claude Sullivan	1964-67
Tom Hedrick	1971-72	Sidney Ten-Eyck	1931-33
Al Helfer *	1935-36	Red Thornburgh	1947
Russ Hodges *	1932	Tommy Thrall	2019-21
Waite Hoyt	1942-65, '72	Bob Waller	1971
Charlie Jones	1973-74	Chris Welsh	1993-2021
Paul Keels	2010	Ken Wilson	1983-85
Jim Kelch	2008-2017	Woody Woodward	1974-75
Gene Kelly	1962-63		
Ed Kennedy	1961-70		

* Hall of Fame's Ford C. Frick Award winners

REDS BROADCASTERS ON RADIO/TELEVISION

Year	Radio	Announcers	TV	Cable	Announcers
1924	WMH	Gene Mittendorf	-	-	-
1929	WLW	Bob Burdette	-	-	-
1931	WFBE	Harry Hartman, Sidney Ten-Eyck	-	-	-
1932	WFBE	Russ Hodges, Harry Hartman, Sidney Ten-Eyck	-	-	-
1933	WFBE, WSAI	Harry Hartman, Sidney Ten-Eyck, "Oatmeal" Brown	-	-	-
1934	WFBE, WKRC, WSAI	Red Barber	-	-	-
1935	WFBE, WKRC, WSAI	Red Barber, Al Helfer	-	-	-
1936	WCPO, WSAI	Red Barber, Al Helfer	-	-	-
1937	WCPO, WSAI	Red Barber, Dick Bray	-	-	-

Year	Radio	Announcers	TV	Cable	Announcers
1938	WCPO, WSAI	Red Barber, Dick Bray	-	-	-
1939	WCPO, WSAI	Roger Baker, Dick Bray	-	-	-
1940	WCPO, WSAI	Roger Baker, Dick Bray	-	-	-
1941	WCPO, WSAI	Roger Baker, Dick Bray	-	-	-
1942	WKRC, WSAI, WCPO	Waite Hoyt, Dick Nesbitt, Dick Bray	-	-	-
1943	WKRC, WSAI	Waite Hoyt, Lee Allen, Dick Bray	-	-	-
1944	WKRC, WSAI	Waite Hoyt, Lee Allen	-	-	-
1945	WCPO	Waite Hoyt	-	-	-
1946	WCPO	Waite Hoyt	-	-	-
1947	WCPO	Waite Hoyt	W8XCT	-	Red Thornburgh
1948	WCPO	Waite Hoyt	WLWT - 5	-	Waite Hoyt
1949	WCPO	Waite Hoyt	WLWT - 5	-	Waite Hoyt
1950	WCPO	Waite Hoyt	WLWT - 5	-	Waite Hoyt
1951	WCPO	Waite Hoyt	WLWT - 5	-	Waite Hoyt
1952	WCPO	Waite Hoyt	WLWT - 5	-	Waite Hoyt
1953	WCPO	Waite Hoyt	WLWT - 5	-	Waite Hoyt
1954	WCPO	Waite Hoyt	WLWT - 5	-	Waite Hoyt
1955	WSAI	Waite Hoyt, Jack Moran	WCPO - 9	-	Waite Hoyt
1956	WSAI	Waite Hoyt, Jack Moran	WLWT - 5	-	George Bryson, Mark Scott
1957	WKRC	Waite Hoyt, Jack Moran	WLWT - 5	-	George Bryson
1958	WKRC	Waite Hoyt, Jack Moran	WLWT - 5	-	George Bryson, Frank McCormick
1959	WKRC	Waite Hoyt, Jack Moran	WLWT - 5	-	George Bryson, Frank McCormick
1960	WKRC	Waite Hoyt, Jack Moran	WLWT - 5	-	George Bryson, Frank McCormick
1961	WKRC	Waite Hoyt, Jack Moran	WLWT - 5	-	Ed Kennedy, Frank McCormick
1962	WKRC	Waite Hoyt, Gene Kelly	WLWT - 5	-	Ed Kennedy, Frank McCormick
1963	WKRC	Waite Hoyt, Gene Kelly	WLWT - 5	-	Ed Kennedy, Frank McCormick
1964	WCKY	Waite Hoyt, Claude Sullivan	WLWT - 5	-	Ed Kennedy, Frank McCormick
1965	WCKY	Waite Hoyt, Claude Sullivan	WLWT - 5	-	Ed Kennedy, Frank McCormick
1966	WCKY	Claude Sullivan, Jim McIntyre	WLWT - 5	-	Ed Kennedy, Frank McCormick
1967	WCKY	Claude Sullivan, Jim McIntyre, Joe Nuxhall	WLWT - 5	-	Ed Kennedy, Frank McCormick
1968	WCKY	Jim McIntyre, Joe Nuxhall	WLWT - 5	-	Ed Kennedy, Frank McCormick
1969	700 WLW	Jim McIntyre, Joe Nuxhall	WLWT - 5	-	Ed Kennedy, Pee Wee Reese
1970	700 WLW	Jim McIntyre, Joe Nuxhall	WLWT - 5	-	Ed Kennedy, Pee Wee Reese
1971	700 WLW	Al Michaels, Joe Nuxhall	WLWT - 5	-	Tom Hedrick, Bob Waller
1972	700 WLW	Al Michaels, Joe Nuxhall	WLWT - 5	-	Tom Hedrick, Waite Hoyt
1973	700 WLW	Al Michaels, Joe Nuxhall	WLWT - 5	-	Charlie Jones, Wes Parker
1974	700 WLW	Marty Brennaman, Joe Nuxhall	WLWT - 5	-	Charlie Jones, Woody Woodward
1975	700 WLW	Marty Brennaman, Joe Nuxhall	WLWT - 5	-	Ken Coleman, Woody Woodward
1976	700 WLW	Marty Brennaman, Joe Nuxhall	WLWT - 5	-	Ken Coleman, Bill Brown
1977	700 WLW	Marty Brennaman, Joe Nuxhall	WLWT - 5	-	Ken Coleman, Bill Brown
1978	700 WLW	Marty Brennaman, Joe Nuxhall	WLWT - 5	-	Ken Coleman, Bill Brown
1979	700 WLW	Marty Brennaman, Joe Nuxhall	WLWT - 5	-	Ken Coleman, Ray Lane, Bill Brown
1980	700 WLW	Marty Brennaman, Joe Nuxhall, Dick Carlson	WLWT - 5	-	Bill Brown, Ray Lane
1981	700 WLW	Marty Brennaman, Joe Nuxhall	WLWT - 5	-	Bill Brown, Ray Lane, Dick Carlson
1982	700 WLW	Marty Brennaman, Joe Nuxhall	WLWT - 5	-	Bill Brown, Ray Lane, Dick Carlson
1983	700 WLW	Marty Brennaman, Joe Nuxhall	WLWT - 5	-	Ray Lane, Ken Wilson, Dick Carlson
1984	700 WLW	Marty Brennaman, Joe Nuxhall	WLWT - 5	-	Ray Lane, Ken Wilson
1985	700 WLW	Marty Brennaman, Joe Nuxhall	WLWT - 5	-	Ken Wilson, Joe Morgan
1986	700 WLW	Marty Brennaman, Joe Nuxhall	WLWT - 5	-	Steve Physioc, Marty Brennaman, Joe Nuxhall
1987	700 WLW	Marty Brennaman, Joe Nuxhall	WLWT - 5	-	Marty Brennaman, Joe Nuxhall, Johnny Bench
1988	700 WLW	Marty Brennaman, Joe Nuxhall	WLWT - 5	-	Johnny Bench, Jay Randolph
1989	700 WLW	Marty Brennaman, Joe Nuxhall	WLWT - 5	-	Johnny Bench, Thom Brennaman
1990	700 WLW	Marty Brennaman, Joe Nuxhall	WLWT - 5	-	Steve LaMar, Johnny Bench, Gordy Coleman, Tom Hume
1991	700 WLW	Marty Brennaman, Joe Nuxhall	WLWT - 5	SC Ohio	Steve LaMar, Marty Brennaman, Gordy Coleman
1992	700 WLW	Marty Brennaman, Joe Nuxhall	WLWT - 5	SC Ohio	Steve LaMar, Marty Brennaman, Gordy Coleman
1993	700 WLW	Marty Brennaman, Joe Nuxhall	WLWT - 5	SC Ohio	George Grande, MBrennaman, Gordy Coleman, Chris Welsh
1994	700 WLW	Marty Brennaman, Joe Nuxhall	WLWT - 5	SC Ohio	George Grande, MBrennaman, Gordy Coleman, Chris Welsh

Year	Radio	Announcers	TV	Cable	Announcers
1995	700 WLW	Marty Brennaman, Joe Nuxhall	WLWT - 5	SC Ohio	George Grande, MBrennaman, Chris Welsh
1996	700 WLW	Marty Brennaman, Joe Nuxhall	WSTR - 64	SC Ohio	George Grande, MBrennaman, Chris Welsh
1997	700 WLW	Marty Brennaman, Joe Nuxhall	WSTR - 64	SC Ohio	George Grande, MBrennaman, Chris Welsh
1998	700 WLW	Marty Brennaman, Joe Nuxhall	WKRC-12, WSTR-64	Fox Ohio	George Grande, MBrennaman, Chris Welsh
1999	700 WLW	Marty Brennaman, Joe Nuxhall	None	Fox Ohio	George Grande, Chris Welsh
2000	700 WLW	Marty Brennaman, Joe Nuxhall	None	Fox Net	George Grande, Chris Welsh
2001	700 WLW	Marty Brennaman, Joe Nuxhall	None	Fox Net	George Grande, Chris Welsh
2002	700 WLW	Marty Brennaman, Joe Nuxhall	None	Fox Net	George Grande, Chris Welsh
2003	700 WLW	Marty Brennaman, Joe Nuxhall	None	Fox Net	George Grande, Chris Welsh
2004	700 WLW	Marty Brennaman, Joe Nuxhall, Steve Stewart	None	Fox Net	George Grande, Chris Welsh
2005	700 WLW	Marty Brennaman, Steve Stewart, Joe Nuxhall	None	FSN Ohio	George Grande, Chris Welsh
2006	700 WLW	Marty Brennaman, Steve Stewart, Joe Nuxhall	None	FSN Ohio	George Grande, Chris Welsh
2007	700 WLW	Marty Brennaman, Thom Brennaman, Jeff Brantley, Joe Nuxhall, Steve Stewart	None	FSN Ohio	George Grande, Chris Welsh, Thom Brennaman, Jeff Brantley, Steve Stewart
2008	700 WLW	Marty Brennaman, Thom Brennaman, Jeff Brantley	None	FSN Ohio	George Grande, Chris Welsh, Thom Brennaman, Jeff Brantley
2009	700 WLW	Marty Brennaman, Thom Brennaman, Jeff Brantley, Jim Kelch, Dan Hoard, Kent Mercker	None	FOX Sports Ohio	George Grande, Chris Welsh, Thom Brennaman, Jeff Brantley, Jim Kelch
2010	700 WLW	Marty Brennaman, Thom Brennaman, Jeff Brantley, Jim Kelch, Kent Mercker, Chris Welsh	None	FOX Sports Ohio	Thom Brennaman, Jeff Brantley, Paul Keels, Chris Welsh, Jim Kelch, George Grande
2011	700 WLW	Marty Brennaman, Thom Brennaman, Jeff Brantley, Jim Kelch,	None	FOX Sports Ohio	Thom Brennaman, Jeff Brantley, Chris Welsh, George Grande, Jim Kelch, Jim Day, Sean Casey
2012	700 WLW	Marty Brennaman, Thom Brennaman, Jeff Brantley, Jim Kelch, Doug Flynn	None	FOX Sports Ohio	Thom Brennaman, Jeff Brantley, Chris Welsh, George Grande, Jim Kelch, Jim Day, Sean Casey
2013	700 WLW	Marty Brennaman, Thom Brennaman, Jeff Brantley, Jim Kelch, Doug Flynn	None	FOX Sports Ohio	Thom Brennaman, Jeff Brantley, Chris Welsh, George Grande, Jim Kelch, Jim Day, Sean Casey
2014	700 WLW	Marty Brennaman, Thom Brennaman, Jeff Brantley, Jim Kelch, Doug Flynn	None	FOX Sports Ohio	Thom Brennaman, Jeff Brantley, Chris Welsh, George Grande, Jim Kelch, Jim Day, Sean Casey
2015	700 WLW	Marty Brennaman, Thom Brennaman, Jeff Brantley, Jim Kelch, Doug Flynn	None	FOX Sports Ohio	Thom Brennaman, Jeff Brantley, Chris Welsh, George Grande, Jim Kelch, Jim Day
2016	700 WLW	Marty Brennaman, Thom Brennaman, Jeff Brantley, Jim Kelch, Doug Flynn, Tom Browning	None	FOX Sports Ohio	Thom Brennaman, Jeff Brantley, Chris Welsh, George Grande, Jim Kelch, Jim Day
2017	700 WLW	Marty Brennaman, Thom Brennaman, Jeff Brantley, Jim Kelch, Doug Flynn	None	FOX Sports Ohio	Thom Brennaman, Jeff Brantley, Chris Welsh, George Grande, Jim Kelch, Jim Day
2018	700 WLW	Marty Brennaman, Thom Brennaman, Jeff Brantley, Jim Day, Doug Flynn, Danny Graves, Tommy Thrall, Tom Nichols	None	FOX Sports Ohio	Thom Brennaman, Jeff Brantley, Chris Welsh, George Grande, Jim Day
2019	700 WLW	Marty Brennaman, Thom Brennaman, Jeff Brantley, Tommy Thrall, Doug Flynn, Danny Graves	None	FOX Sports Ohio	Thom Brennaman, Jim Day, Chris Welsh, Jeff Brantley
2020	700 WLW	Tommy Thrall, Jeff Brantley, Danny Graves	None	FOX Sports Ohio	Thom Brennaman, Jim Day, Chris Welsh, Jeff Brantley, Sam LeCure
2021	700 WLW	Tommy Thrall, Jeff Brantley, Chris Welsh	None	Reds Television Network	John Sadak, Chris Welsh, Barry Larkin, Jeff Brantley, Sam LeCure, Jim Day

2021 REDS ON RADIO AFFILIATES

OHIO

Athens	WATH AM	970
	WATH FM	97.1
Cambridge	WILE FM	97.9
Canton-Massillon	WTIG AM	990
Celina	WKKI FM	94.3
Chillicothe	WBEX AM	1490
	WBEX FM	92.7
Cincinnati	WLW AM	700
	WKFS FM	94.5
Dayton	WING AM	1410
Findlay	WBVI FM	96.7
Fostoria	WFOB AM	1430
	WFOB FM	105.7
Gallipolis	WJEH FM	93.1
Hillsboro	WSRW AM	1590
	WSRW FM	101.5
Ironton	WIRO AM	1230
	WLRX FM	107.1
Lima	WIMA AM	1150
Marietta	WMOA AM	1490
	WMOA FM	101.3
Marysville	WDLR AM	1270
	WDLR FM	96.7
Portsmouth	WNXT AM	1260
Sidney	WMVR FM	105.5
Wash. CH	WCHO AM	1250
Zanesville	WHIZ AM	1240
	WHIZ FM	102.3

ILLINOIS

Mt. Carmel	WSJD FM	100.5
------------	---------	-------

INDIANA

Batesville	WRBI FM	103.9
Bloomington	WGCL AM	1370
	WGCL FM	96.1
Connersville/	WLPK AM	1580
Rushville	WLPK FM	106.9
Crawfordsville	WCVL AM	1550
	WCVL FM	92.1
Evansville	WSON AM	860
	WSON FM	96.5
Madison	WXGO AM	1270
	WXGO FM	100.9

Muncie	WXFN AM	1340
	WXFN FM	102.9
Portland	WPGW AM	1440
	WPGW FM	100.9
	WPGW FM	105.3
Princeton	WSJD FM	100.5
Richmond	WKBV AM	1490
	WKBV FM	100.9
Salem	WSLM AM	1220
	WSLM FM	97.9
Sullivan	WNDI AM	1550
	WNDI FM	95.3
Washington	WAMW AM	1580
	WAMW FM	95.9
	WAMW FM	101.3

KENTUCKY

Ashland	WVHU AM	800
Berea	WKXO AM	1500
	WKXO FM	103.5
Bowling Green	WWKU AM	1450
	WWKU FM	102.7
Campbellsville	WTCO AM	1450
	WTCO FM	106.7
Columbia	WAIN AM	1270
	WAIN FM	101.9
Cynthiana	WCYN AM	1400
	WCYN FM	101.3
Elizabethtown	WIEL AM	1400
	WIEL FM	106.1
Elkhorn City	WEKB AM	1460
	WEKB FM	104.3
Frankfort	WHBE FM	105.7
Glasgow	WCDS AM	1230
	WCDS FM	104.7
Grayson	WUGO FM	99.7
	WGOH AM	1370
	WGOH FM	100.9
Hendersonville	WSON AM	860
	WSON FM	96.5
Hopkinsville	WHOP AM	1230
	WHOP FM	95.3
Lexington	WLXG AM	1300
	WLXG FM	92.5

London	WFTG AM	1400
	WFTG FM	106.9
Louisville	WHBE AM	680
	WHBE FM	105.7
Martin	WMDJ FM	100.1
Maysville	WFTM AM	1240
Morehead	WMOR FM	106.1
Munfordville	WLOC AM	1150
	WLOC FM	101.7
Paintsville	WKYH AM	600
Pikeville	WLSI AM	900
	WLSI FM	95.9
Richmond	WEKY AM	1340
	WEKY FM	92.5
Somerset	WTLO AM	1480
	WTLO FM	97.7
Whitesburg	WTCW AM	920
	WTCW FM	95.1

TENNESSEE

Bristol	WABN AM	1230
	WABN FM	104.1
Clarksville	WHOP AM	95.3
	WHOP FM	95.3

VIRGINIA

Abingdon	WABN AM	1230
	WABN FM	104.1
Wise	WTCW AM	920
	WTCW FM	95.1

WEST VIRGINIA

Charleston	WCHS AM	580
	WCHS FM	96.5
Hinton	WMTD FM	102.3
Huntington	WVHU AM	800
Kenova	WTCR AM	1420
Logan	WVOW AM	1290
	WVOW FM	101.9
Milton	WZZW AM	1600
Point Pleasant	WJEH FM	93.1
Ravenswood	WMOV AM	1360
	WMOV FM	93.5
Ripley	WMOV FM	106.7
Williamson	WBTH AM	1400
	WBTH FM	102.5

General Media Information

CONTACT INFORMATION

You can contact the Cincinnati Reds media relations office by email at rbutcher@reds.com, lherms@reds.com or jramsey@reds.com. During games, you can reach the media relations staff at (513) 765-7350 or (513) 765-7450.

MEDIA CREDENTIALS

Cincinnati Reds media credentials will be issued only to reporters or photographers for accredited media. Reds season credentials only will be issued to those media outlets that cover the Reds on a daily basis. Credentials requests can be made online at <https://credentials.mlb.com>. Please allow 24-hour notice for all daily credential requests. Under no circumstances are media credentials to be transferred from person to person. Violation of this policy will result in notification of the Major League office of the violation, dismissal of the media member from Great American Ball Park and confiscation of the violator's media credential.

MEDIA CREDENTIAL PICKUP

Members of the media can pick up approved daily credentials at Suite Gate D, located to the right of Dock 3 and up the stairs near the Machine Room.

PRESS BOX

The TV and radio broadcast booths are located on Level 3 of Great American Ball Park. The writing press box is located on Suite Level 2, down the third base line. The writing press box is open 3 hours and 30 minutes prior to gametime. The press dining room, located on broadcast Level 3, is open 2 hours prior to gametime. A delicious buffet dinner is available for purchase.

CLUBHOUSE ACCESS

Only media with approved credentials have access to the clubhouses. The clubhouses are open 3 hours and 30 minutes prior to the start of each game and close 1 hour prior to the start of each game. Following the game, the clubhouses will open no later than 10 minutes after the final out. The clubhouses are located on Field Level. The Reds' dugout is located on the first base side, the visitors' dugout on the third base side. Until batting practice is over, media can access the field through the tunnels adjacent to each clubhouse. After batting practice is over, access to and from the field may be made only through the tunnel on the outfield side of the third base dugout. Members of the media are not permitted in the training room, players' lounge or equipment areas.

MEDIA PARKING

The media relations department does not have individual gameday parking passes. For information on monthly parking, contact Central Parking at (513) 946-8100.

2021 BATTING PRACTICE SCHEDULE

Gametime	8:05	7:10	6:40	4:10	3:10	2:10	1:10	12:35
Visitors Early Work	3:25	2:30	2:00	11:30	-	-	-	-
Reds Early Work	4:25	3:30	3:00	12:30	-	-	-	-
Reds Pitchers Hit	5:20	4:25	3:55	1:25	-	-	-	-
Reds BP	5:45	4:50	4:20	1:50	12:50	11:50	10:50	10:15
Visitors BP	6:40	5:45	5:15	2:45	1:45	12:45	11:45	11:10

Game Broadcast



JOE ZERHUSEN - Affiliate/Broadcast Manager

Joe Zerhusen is in his 19th season as the public address announcer for the Reds at Great American Ball Park. He also manages the Cincinnati Reds Radio Network, which now numbers more than 110 radio stations covering 8 states. Zerhusen spent 10 years as the public address announcer for the University of Cincinnati, working football games at Nippert Stadium and men's and women's basketball games at Fifth Third Arena. He also has worked NASCAR and IndyCar races at Kentucky Speedway. A lifelong Reds fan, Joe grew up in Northern Kentucky, where he attended Covington Catholic High School and Northern Kentucky University.



BOB PENNELL

Bob Pennell is in his 10th full year as coordinating producer for Reds Television Network broadcasts. Prior to taking that position during the 2011 season, he had served as a producer/director since 1997 for Cleveland Indians and Cleveland Cavaliers games. In addition to Reds and Indians baseball, Pennell also has directed Columbus Blue Jackets hockey and Ohio high school football. The lifelong Ohioan grew up in the Youngstown area and graduated from Kent State in 1985. Bob and wife Lori have 4 children, Erica, Eliot, Amy and Natalie.



JOSH HALL

Josh Hall is in his 10th season as the producer of Reds games on the Reds Television Network. In January 2012 the Ohio native joined Reds TV from the Phoenix Suns, where he had produced games and pre-game shows since 2006. He also has worked on TV broadcasts for the Super Bowl, Final Four, PGA Championship, Masters and SEC football championship game. Hall began his career in 1997 as an intern for Cleveland Indians TV broadcasts on SportsChannel Ohio, then from 1999-2001 was the sports producer at CLTV in Chicago. From 2001-02 he was a production coordinator for International Sports Broadcasting, the host broadcast entity for the 2002 Winter Olympics, and from 2003-06 he was a broadcast associate for CBS Sports working the NFL, college football, NCAA basketball and PGA Tour. Josh is a 1994 graduate of Jefferson High School in northern Ohio and a 1998 graduate of Wheaton College in Illinois.



ROY ALFERTS

In his second stint working for the Reds Television Network, **Roy Alferts** is in his 14th full season directing the game broadcasts. He also directed the club's broadcasts from 1982-90. Alferts spent 14 seasons directing Atlanta Braves and Hawks telecasts for TBS and Fox South, winning 8 Emmy Awards for his baseball and basketball coverage. He has been a producer/director for Xavier basketball for 18 seasons on FSOH and also worked SEC and ACC basketball and football broadcasts for Raycom Sports. He won an Emmy for his ACC football coverage in 2014. For the last 15 seasons Alferts



BRIAN FILIPPETTI

produced and directed pre-season football games for the NFL's Indianapolis Colts, and for 11 years he worked Ohio State men's basketball telecasts. **Brian Filippetti** is in his sixth season as a director for Reds Television Network broadcasts. He won 5 Ohio Valley Regional Emmy awards for live sports directing, including 4 for his Blue Jackets hockey coverage in 2014, 2016, 2017 and 2018 along with another for his Reds coverage in 2019. Filippetti has worked in television production for more than 20 years, also covering basketball, football and soccer.



BRIAN HUNTERMAN

Brian Hunterman will direct the studio portion of the Reds Television Network pre- and post-game shows, while Jenn Heringer will direct game broadcasts. **Hunterman** has directed and produced hockey, basketball and football at professional, college and high school levels, as well as pre-season specials, weekly programs and pre-game shows. He has won 5 Regional Emmy Awards, including 3 for his work on Reds baseball and most recently following the 2020 season. The 2021 season is his 43rd associated with the Reds.



JENN HERINGER

Heringer will direct TV games for the second consecutive season, her 25th associated with the Reds. The Northern Kentucky University graduate joined Reds Scoreboard as an intern in 1997 and spent 21 seasons on the gameday staff, including the last 10 years as a director. She started working for the Reds Television Network in 2013 directing Reds Live and Blue Jackets Live pre- and post-game shows.



DAVE ARMBRUSTER

Dave Armbruster enters his 36th season as producer/engineer for the Reds on Radio. For 15 years he was the network coordinator responsible for the affiliates on the Reds Radio Network, which included outlets in 7 states and broadcasts that could be heard in 38 states on flagship station 700 WLW. A Cincinnati native, Armbruster has been with 700 WLW for 40 years. He also oversees the Bengals Radio Network, as well as the radio broadcasts for the University of Cincinnati Bearcats and Xavier University Musketeers.

COVERING THE BEAT



Mark Sheldon
MLB.com



C. Trent Rosecrans
TheAthletic.com



Bobby Nightengale
Cincinnati Enquirer



Charlie Goldsmith
Cincinnati Enquirer



Adam Baum
Cincinnati Enquirer



Paul Daugherty
Cincinnati Enquirer



Paul Dehner Jr.
TheAthletic.com



Jay Morrison
TheAthletic.com



Tom Archdeacon
Cox First Media



David Jablonski
Cox First Media



Mark Schmetzer
Reds Report/AP



Gary Schatz
Home Beat



Hal McCoy
BBWAA



Jeff Wallner
WCPO.com



Kennan Singleton
WCPO-TV 9



Reggie Wilson
WCPO-TV 9



Caleb Noe
WCPO-TV 9



Gary Miller
WKRC-TV 12



Chris Renkel
WKRC-TV 12



George Vogel
WLWT-TV 5



Brandon Saho
WLWT-TV 5



Joe Danneman
WXIX-TV 19



Jeremy Rauch
WXIX-TV 19



Betsy Ross
WXIX-TV 19



Jack Pohl
WDTN-TV 2



Tim Sullivan
Louisville C-J



Mark Maloney
Herald-Leader



Conrad Clowers
Cincinnati Herald



Ron Millenror
Reds TV Network



Kent Weaver
Reds TV Network



Bill Dennison
WLW Radio



Lance McAlister
WCKY/WLW Radio



Ken Broo
700 WLW Radio



Mo Egger
WCKY Radio



Maryanne Zeleznik
WVXU Radio



Steve Vaughn
WMOH radio

**2021 CINCINNATI CHAPTER
BASEBALL WRITERS'
ASSOCIATION OF AMERICA (BBWAA)**

National Chapter President: C. Trent Rosecrans

Local Chapter Chairman: Bobby Nightengale

Local Chapter Treasurer: NA

The Associated Press

-

At Large

Hal McCoy (1970)

Joe Kay (1980)

John Fay (1998)

MLB.com

Mark Sheldon (2016)

Cincinnati Enquirer

Paul Daugherty (1989)

Bobby Nightengale (2018)

Cox Newspapers

David Jablonski (2015)

Reds Report

Mark Schmetzer (1995)

Louisville Courier-Journal

Tim Sullivan (1981)

CBSSports.com

Matt Snyder (2015)

Fangraphs

Dan Szymorski (2016)

TheAthletic.com

* C. Trent Rosecrans (2005)

Paul Dehner Jr. (2020)

Lifetime Members

Bucky Albers

Rick Bailey

John Erardi

Greg Hoard

Marc Katz

Jim Massie

Sean McClelland

Tom Archdeacon

Jerry Dowling

Jim Ferguson

Bob Hunter

Mike Lopresti

Mark Maloney

Greg Simms

LOCAL MEDIA OUTLETS

Newspapers/Web Sites

MLB.com

Beat reporter: Mark Sheldon

TheAthletic.com

Beat reporters: C. Trent Rosecrans
Reporters: Paul Dehner Jr., Jay Morrison

Cincinnati Enquirer

312 Elm St., Cincinnati, OH 45202
(513) 768-8391, enquirer.com
Senior News Director: Michael Perry
Sports Editor: Jason Hoffman
Beat reporters: Bobby Nightengale,
Charlie Goldsmith, Adam Baum
Columnist: Paul Daugherty

Reds Report

1350 West Fifth Ave., Columbus, OH 43212
(614) 486-2202
Editor: Mark Rea
Reporter: Mark Schmetzer

Cox First Media

1611 S. Main St., Dayton, OH 45409
(937) 225-2395, daytondailynews.com
Sports Editor: John Boyle
Reporter: Dave Jablonski
Columnist: Tom Archdeacon

The Columbus Dispatch

34 South Third St., Columbus, OH 43215
(614) 461-5236, dispatch.com
Sports Editor: Ray Stein
Columnist: Rob Oller

Wire Services

The Associated Press

312 Elm St., Cincinnati, OH 45202
(513) 241-2386, ap.org
Reporters: Mark Schmetzer, Gary Schatz

BBWAA, At Large

Reporters: Hal McCoy, John Fay, Joe Kay

Television Stations

Reds Television Network, Rightsholder

600 Vine St., Suite 2204, OH 45202
(513) 469-2006
Coordinating Producer: Bob Pennell
Producer: Josh Hall

WCPO Channel 9

ABC - 1720 Gilbert Ave., Cincinnati, OH 45202
(513) 852-4072, wcpo.com
Talent/Web: Keenan Singleton, Reggie Wilson,
Caleb Noe, Jeff Wallner
Producer/Photographer: Philip Lee

WKRC Channel 12

CBS - 1906 Highland Ave., Cincinnati, OH 45219
(513) 763-5455, local12.com
Talent: Gary Miller, Chris Renkel
Producers: Kevin Barnett, Jed DeMuesy

WLWT Channel 5

NBC - 1700 Young St., Cincinnati, OH 45210
(513) 412-5088, wlwt.com
Talent: George Vogel, Brandon Saho

WXIX Channel 19

FOX - 635 W. 7th St., Cincinnati, OH 45203
(513) 421-0119, fox19.com
Talent: Joe Danneman, Jeremy Rauch, Betsy Ross
Producer: Ron Millenorr

Radio Stations

WLW 700, AM, Rightsholder

8044 Montgomery Road, Cincinnati, OH 45236
(513) 421-6397
Studio, (513) 241-2023 or (800) 729-2023
Lance McAlister, Mo Egger, Bill Dennison,
Dave Armbruster, Ken Broo

WKCY 1530, AM (1530 Homer, All Sports)

8044 Montgomery Road, Cincinnati, OH 45236
(513) 421-6397; Studio, (513) 749-4357
Lance McAlister, Mo Egger

WSAI 1360, AM (FOX Sports Radio, XM 169)

137 E. 4th St., #312, Cincinnati, OH 45202
(513) 621-3388
Andy Furman

WMOH 1450, AM

2081 Fairgrove Ave., Hamilton, OH 45011
(513) 863-1111
Steve Vaughn

WVXU 91.7, FM

1223 Central Parkway, Cincinnati, OH 45214
(513) 352-9170
Maryanne Zeleznik

NATIONAL BASEBALL HALL OF FAME AND MUSEUM



25 Main St., Cooperstown, New York 13326

baseballhalloffame.org

Phone: (607) 547-0215 Fax: (607) 547-2044

E-mail: info@baseballhalloffame.org



DIRECTORY: Jane Forbes Clark (Chairman), Joe Morgan (Vice Chairman), Tim Mead (President), Jeff Jones (Senior Vice President of Finance and Administration), Sean Gahagan (Vice President, Retail Merchandising & Licensing), Ken Meifert (Vice President, Sponsorship & Development), Erik Strohl (Vice President, Exhibitions and Collections)

PR CONTACTS: Jon Shestakofsky (Vice President, Communications & Education), Craig Muder (Communications Director)

RESEARCH AND LIBRARY CONTACTS: Jim Gates (Librarian)

2020 & 2021 HALL OF FAME INDUCTION CEREMONY: SUNDAY, JULY 25, CLARKS SPORTS CENTER

CLASS OF 2020: Derek Jeter, Marvin Miller, Ted Simmons, Larry Walker

CLASS OF 2021: No players or executives elected

REDS IN COOPERSTOWN

A total of 44 former players, managers and executives in the Hall of Fame spent all or part of their professional careers with the Cincinnati Reds, including 2016 BBWAA electee Ken Griffey Jr., who played with the Reds from 2000-08. Ten Hall of Famers spent a majority of their careers in a Reds uniform, including Johnny Bench, Barry Larkin, Ernie Lombardi, Bill McKechnie, Bid McPhee, Joe Morgan, Tony Pérez, Eppa Rixey, Frank Robinson and Edd Roush. For a complete list of Cincinnati Reds in the Hall of Fame, visit the Hall of Famers team pages at www.baseballhall.org.

RESEARCH ASSISTANCE

Contact the Public Relations department at (607) 547-0215 or the Library Reference desk at (607) 547-0330.

MAJOR LEAGUE BASEBALL RULES OF INTEREST

Calculating the “Magic Number”: Determine the number of games to be played by the team in the lead. Add one to that number. Subtract from that figure the number of games ahead in the loss column from the closest opponent.

Determining Earned Run Average: Multiply earned runs by nine, then divide total by innings pitched.

Determining Batting Average: Divide total hits by total at-bats.

Determining Slugging Percentage: Divide the total bases of all safe hits by the total number of at-bats.

Determining On-Base Percentage: Divide hits + walks + hit-by-pitch, by at-bats + walks + hit-by-pitch + sacrifice flies.

Determining Fielding Percentage: Divide the total number of putouts and assists by the total of putouts, assists and errors.

The Winning Pitcher: The starting pitcher will be credited with the win only if the pitcher has pitched at least five complete innings and his team not only is in the lead when he is replaced, but remains in the lead the remainder of the game. EXCEPTION: The “must-pitch-five-complete-innings” rule in respect to the starting pitcher shall be in effect for all games of six or more innings. In a five-inning game, credit the starting pitcher with a game won only if he has pitched at least four complete innings and his team not only is in the lead when he is replaced, but remains in the lead the remainder of the game. When the starting pitcher does not meet the preceding criteria and more than one relief pitcher is used, the victory shall be awarded on the following basis:

- (1) When, during the tenure of the starting pitcher, the winning team assumes the lead and maintains it to the finish of the game, credit the victory to the relief pitcher judged by the official scorer to have been the most effective.
- (2) Whenever the score is tied, the game becomes a new contest insofar as the winning and losing pitcher is concerned.
- (3) Once the opposing team assumes the lead, all pitchers who have pitched up to that point are excluded from being credited with the victory except the current pitcher.

(4) The winning relief pitcher shall be the one who is the pitcher of record when his team assumes the lead and maintains it to the finish of the game. EXCEPTION: Do not credit a victory to a relief pitcher who is ineffective in a brief appearance, when a succeeding relief pitcher pitches effectively in helping his team maintain the lead. In such cases, credit the succeeding relief pitcher with the victory.

Earning a Save: Credit a pitcher with a save when he meets all of the following conditions;

- (1) He is the pitcher that finished the game won by his team.
- (2) He is not the winning pitcher.
- (3) He qualifies under one of the following conditions:
 - a. He enters the game with a lead of no more than three runs and pitches for at least one inning, or
 - b. He enters the game, regardless of the count, with the potential tying run either on base, at bat, or on deck (that is, the potential tying run either already on base or is one of the first two batters he faces), or
 - c. He pitches effectively for at least three innings.

Consecutive Game Hitting Streak: A consecutive game hitting streak shall not be terminated if the player's plate appearance(s) results in a base on balls, hit batter, defensive interference or sac bunt. The streak shall terminate if the player has a sac fly and no hit. Hitting streaks do not carry over from season to season.

Consecutive Game Playing Streak: A consecutive game playing streak shall be extended if the player plays one-half inning on defense or if he completes a time at bat by reaching base or being put out. A pinch-running appearance shall not extend the streak. If a player is ejected from the game by an umpire before he can comply with the requirement of this rule, the streak shall continue.

Rain Delays: Pursuant to Rule 3.10(a), the manager of the home team shall be the sole judge as to whether a game shall be started because of unsuitable weather conditions or the unfit condition of the playing field, except for the second game of a doubleheader. Pursuant to Rule 3.10(c), the umpire in chief shall be the sole judge as to whether and when a game shall be suspended and as to whether and when play will be resumed. An umpire shall not call a game until at least 30 minutes after he has suspended play. He may continue the suspension as long as he believes there is any chance to resume play.

National League Curfew: There is no curfew in the National League. The game is in the hands of the umpires once it has started.

Major League Year: 172 days of service time constitutes a full year in the Major Leagues.

Rookie Status at the Major League Level: To be considered a rookie, a player must not have more than 130 at-bats, or 50 innings-pitched in the Major Leagues during a previous season or seasons, nor more than 45 days on a Major League roster during the Major League 25-player limit (excluding time in the military).

MAJOR LEAGUE BASEBALL FRONT OFFICE

1271 Avenue of the Americas, New York, NY 10020
(212) 931-7800 . mlb.com

Senior Staff

Robert D. Manfred Jr. Commissioner
 Dan Halem Deputy Commissioner, Baseball Adm. & CLO
 Patrick Courtney Chief Communications Officer
 Michele Meyer-Shipp Chief People & Culture Officer
 Tony Reagins Chief Baseball Development Officer
 Bob Starkey Chief Financial Officer & Senior Advisor
 Chris Marinak Chief Operations & Strategy Officer
 Noah Garden Chief Revenue Officer
 Lara Pitaro Wisch EVP & General Counsel

Communications

Patrick Courtney Chief Communications Officer
 Matt Bourne SVP, Corporate Communications
 Michael Teevan VP, Communications
 John Blundell VP, Communications
 Steven Arocho Sr. Director, Commun. & Youth Engagement
 Ileana Peña Donovan ... Sr. Director, Business Communications
 Donald Muller Director, Communications
 David Hochman ... Senior Manager, Business Communications
 Lydia P. Devlin Manager, Communications
 Yolayna Alvarez Senior Coordinator, Communications
 Kerline Batista Senior Coordinator, Business Communications
 Paul Koehler Senior Coordinator, Communications/Scheduling
 Troy Watson Coordinator, Business Communications
 Ginger Dillon Executive Assistant
 John Thorn Official Baseball Historian
 Jessica Carroll Senior Director, MLB Photos
 Lou Barricelli Director, Media Relations for MLB Network
 Amanda Rodriguez Coordinator, Media Relations for MLB Network

SPRING TRAINING INFORMATION



REDS PLAYER DEVELOPMENT COMPLEX

3125 S. Wood Blvd.
Goodyear, AZ 85338

GOODYEAR BALLPARK

1933 S. Ballpark Way
Goodyear, AZ 85338

MEDIA CREDENTIALS

Please contact Rob Butcher at rbutcher@reds.com. Please submit daily credential requests at least 24 hours in advance.

IMPORTANT PHONE NUMBERS

- Player Development Complex(623) 932-6590
- Media Relations Office(623) 932-6821
- Goodyear Ballpark Office(623) 882-3120
- Ballpark Ticket Office(623) 882-3130

- Capacity..... 10,311
- Dimensions
- Left Field Line..... 345
- Left Field Gap..... 380
- Center Field..... 410
- Right Field Gap..... 380
- Right Field Line..... 345

DIRECTIONS TO GOODYEAR BALLPARK

From I-10: Exit 126, Estrella Parkway and proceed south. Goodyear Ballpark will be on the left. To get to the Player Development Complex, continue south past the ballpark to South Wood Boulevard. Turn left, the Reds' complex will be the first complex on the right.

CINCINNATI REDS' SPRING TRAINING SITES

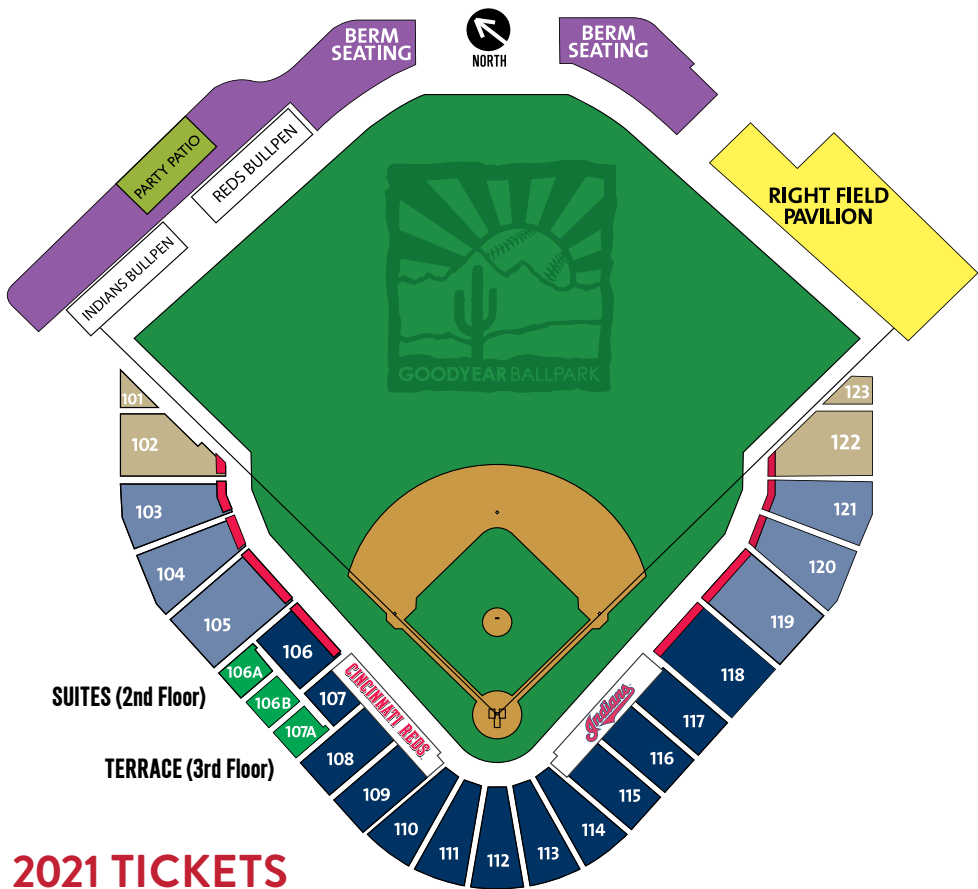
1891..... Hot Springs, AR	1905..... Jacksonville, FL	1920..... Miami, FL
1892-94 Cincinnati, OH	1906..... San Antonio, TX	1921..... Cisco, TX
1895..... Mobile, AL	1907..... Marlin, TX	1922..... Mineral Wells, TX
1896-97 New Orleans, LA	1908..... St. Augustine, FL	1923-30 Orlando, FL
1898..... Fort Worth, TX	1909..... Atlanta, GA	1931-42 Tampa, FL
1899..... Columbus, GA	1910-11..... Hot Springs, AR	1943-45 Bloomington, IN
1900..... New Orleans, LA	1912..... Columbus, GA	1946-87 Tampa, FL
1901-02 Cincinnati, OH	1913..... Mobile, AL	1988-97 Plant City, FL
1903..... Augusta, GA	1914-15 Alexandria, LA	1998-2009 Sarasota, FL
1904..... Dallas, TX	1916-17 Shreveport, LA	2010-Present Goodyear, AZ
	1919..... Waxahachie, TX	

		SUN	MON	TUE	WED	THU	FRI	SAT
 SPRING TRAINING FEB/MARCH 2021	28 1:05 CLE	1 1:05 OAK	2 6:05 LAA	3 6:05 LAD	4 6:05 KC	5 6:05 ARI	6	
	7 1:05 SF	8 1:10 COL	9 6:05 LAD	10 1:05 KC	11 6:05 CWS	12 6:40 SEA	13 6:05 OAK	
	14 1:05 SD	15 1:10 LAA	16 6:05 COL	17 6:05 CLE	18 6:05 TEX	19 7:05 SF	20 6:05 MIL	
	21 1:05 CHC	22	23 1:10 SD	24 6:05 TEX	25 1:05 CWS	26 1:10 ARI	27 6:05 CHC	
	28 12:10 MIL	29 12:05 SEA	30	31	1 CINCINNATI			

HOME AWAY

All times are Mountain Standard Time (MST), 2-hour time difference through March 13. Daylight savings time begins March 14 (3-hour time difference). Schedule subject to change.

reds.com/SPRING



2021 TICKETS

	Terrace**	\$41
	Party Patio**	\$25
	Right Field Pavilion**	\$36
	Club Seating	\$31
	Premium Field Box	\$31
	Infield Box	\$27
	Outfield Box***	\$22
	Outfield Reserved***	\$14
	Berm Seating***	\$8
	Suites**	\$800

Add \$2 for day of game ticket purchase

** Food and non-alcoholic beverages included

Available for groups only

*** Half-price child tickets available in same section





BASEBALL IN GOODYEAR

In 2010 the Reds moved their spring training and player development operations to the west Phoenix, Arizona suburb of Goodyear.

The club made the move from Sarasota, Florida, where it had trained since 1998.

In addition to the spring training and player development operations, Goodyear serves as the summer home for the Reds' rookie Arizona League affiliate.

Spring training games are played at nearby Goodyear Ballpark, a facility the Reds share with the Cleveland Indians.

On July 14, 2008 the Reds and the City of Goodyear finalized the terms on a binding use agreement that paved the way for the team to move its spring training facilities there in 2010.

The agreement includes a 20-year lease that began in 2010 and two 5-year team options.

The Reds broke ground on their new spring training complex on November 17, 2008.

The Reds' Player Development Complex on South Wood Boulevard includes a 44,000-square foot clubhouse, 6 full practice fields, 2 half fields and an agility field.

The main ballpark seats more than 10,300 fans, including 500 premium box seats, 8,000 fixed seats and space for 2,000 spectators on a grassy berm in the outfield.

The original plans called for the stadium to be the centerpiece of Ballpark Village, a mixed-use development featuring offices, shops, restaurants, housing, hotels and a conference center.

The Indians' instructional league team moved to Goodyear in September 2008, while their first Major League spring training camp was held in the new shared facility in February 2009.

Beginning in Spring 2010, 15 Major League Baseball clubs train in Arizona and 15 train in Florida.

REDS' SPRING TRAINING RECORDS

Year	Record	G	ERA	BA
2020*	7-8-4	19	4.82	.254
2019	8-19-5	32	5.30	.258
2018	10-19-2	31	5.77	.257
2017	16-19-1	36	6.13	.286
2016	16-16-1	33	5.84	.286
2015	15-14-3	32	3.61	.268
2014	14-17-0	31	4.82	.269
2013	13-20-2	35	5.50	.271
2012	15-17-1	33	5.19	.274
2011	17-14-1	32	5.67	.297
2010	12-16-3	31	4.94	.259
Goodyear	143-179-23	345	5.26	.266
2009	13-20	33	4.30	.241
2008	17-15-1	33	5.49	.283
2007	18-12	31	3.96	.279
2006	22-11	33	4.61	.279
2005	17-15	32	5.01	.264
2004	18-16-1	35	4.16	.258
2003	13-18-2	33	4.57	.262
2002	9-22-1	32	4.74	.239
2001	14-14-1	29	4.48	.267
2000	16-17	33	4.94	.285
1999	15-16	31	4.52	.288
1998	13-18	31	3.88	.250
Sarasota	185-194-7	386	4.56	.267
1997	17-15	32	4.39	.301
1996	11-18	30	4.83	.242
1995	7-5	12	5.55	.305
1994	12-19-1	31	5.26	.283
1993	18-9-2	29	4.28	.290
1992	22-9-1	32	3.12	.283
1991	13-17-1	31	4.83	.271
1990	9-7	16	4.63	.281
1989	16-14-2	32	3.49	.275
1988	16-12-2	30	3.65	.262
1987	16-19-1	26	4.59	.289
1986	16-13	29	4.97	.295
1985	14-12	26	4.15	.267
1984	11-14	25	3.62	.241
1983	9-14-1	24	3.98	.261
1982	14-12	26	3.22	.256
1981	12-13	25	4.44	.282
1980	9-13	22	4.12	.273
1979	10-14	24	3.61	.255
1978	14-11	25	4.32	.275
1977	11-15	26	4.77	.272
1976	7-7	14	3.90	.274
1975	18-11	29	3.85	.305
1974	NA			
1973	17-9	26	3.14	.266
1972	9-11-1	21	2.70	.240
1971	15-15	30	4.44	.283
1970	14-13-1	28	4.95	.269

* COVID-19 pandemic, includes only games in Goodyear



MAJOR LEAGUE BASEBALL MEDIA RELATIONS DIRECTORY

American League

Baltimore

Jim Misudek, Kailey Adams, Adam Esselman,
Jackie Harig, Liam Davis, (410) 547-6160

Boston

Kevin Gregg, Abby Murphy, Justin Long,
Kyle Montemagno, (617) 226-6613

Chicago

Scott Reifert, Bob Beghtol, Sheena Quinn,
Ray Garcia, Billy Russo, Joe Roti, (312) 674-5300

Cleveland

Bart Swain, Court Berry-Tripp,
Austin Controulis, Greg Korn, (216) 420-4380

Detroit

Ron Colangelo, Ben Fidelman, Carlos Guillén,
(Chad Crunk, Jennifer Rogers), (313) 471-2276

Houston

Anita Sehgal, Gene Dias, Steve Grande,
Chris Peixoto, (713) 259-8900

Kansas City

Mike Swanson, Mike Cummings, Dina Blevins,
Nick Kappel, (816) 504-4362

Los Angeles of Anaheim

Adam Chodzko, Matt Birch, Grace McNamee
(714) 940-2014

Minnesota

Dustin Morse, Mitch Hestad, Matt Hodson,
Elvis Martinez, (612) 659-3400

New York

Jason Zillo, Michael Margolis, Lauren Moran,
Kaitlyn Brennan, Mark Torres, (718) 579-4460

Oakland

Fernando Alcalá, Mike Selleck, Mark Ling,
Erica George, Olivia Hummer, (510) 563-2207

Seattle

Tim Hevly, Rebecca Hale, Kelly Munro,
Adam Gresch, Ian Kraft, (206) 346-4000

Tampa Bay

Dave Haller, Craig Vanderkam, Ryan Sheets,
Karly Fisher, Alex Kryah, (727) 825-3149

Texas

John Blake, Rich Rice, Matt Mallian,
Kate Munson, Tyler Strachan, (817) 436-5902

Toronto

Jessica Beard, Richard Griffin, Madeliene Davidson,
Adam Felton, Rodney Hiemstra, (416) 341-1303

National League

Arizona

Josh Rawitch, Casey Wilcox, Katie Krause,
Pat O'Connell, Patrick Kurish, (602) 462-6519

Atlanta

Jonathan Kerber, Jared Burleyson,
Matt Grilli, Franco Garcia, (404) 614-1301

Chicago

Jason Carr
(773) 404-4191

Cincinnati

Rob Butcher, Larry Herms, Jamie Ramsey
(513) 765-7800

Colorado

Jill Campbell, Cory Little
(303) 312-2325

Los Angeles

Joe Jareck, Jon Chapper, Juan Dorado
(323) 224-1301

Miami

Jason Latimer, Jon Erik Alvarez, Luis Dorante,
Daniel Kurish, (305) 480-1391

Milwaukee

Tyler Barnes, Michael Vassallo,
Andrew Gruman, (414) 902-4500

New York

Harold Kaufman, Ethan Wilson, Zach Weber,
Kristin Wojcik, Zack Becker, (718) 565-4330

Philadelphia

Greg Casterioto, Chris Ware, Kenny Ayres,
Jim Hogan, Diego Etedgui, (215) 463-6000

Pittsburgh

Jim Trdinich, Dan Hart, Brian Warecki
(412) 325-4728

St. Louis

Brian Bartow, Michael Whitty, Chris Tunno,
Carson Shipley, (314) 345-9600

San Diego

Craig Higuener, Danny Sanchez, Darren Feeney,
J.P. Nolan, (619) 795-5000

San Francisco

Matt Chisholm, Maria Jacinto, Erwin Higueros,
Megan Brown, Mike Passanisi, (415) 972-2448

Washington

Jennifer Giglio, Kyle Brostowitz
(202) 640-7000

BALLPARK SEATING



- Infield Box**
sections 113-121, 127-133
- Field Box**
sections 107-112, 134-139
- Terrace Line**
sections 107-110, 136-139
- Sun Deck/Moon Deck**
sections 140-146
- Terrace Outfield**
sections 101-106
- View Level Box**
sections 420-437
- Mezzanine**
sections 415-419
- Outer Mezzanine**
sections 411-414
- Floptics District**
sections 408-410
- Bleachers**
sections 401-406

- View Level**
sections 510-537
 - Upper View Level**
sections 510-537
 - Value View**
section 509
- PREMIUM SEATING**
- Diamond Seats***
sections 1-5
 - Club Home****
sections 220-228
 - Club Seating****
sections 301-307
 - Scout Box*****
sections 22-25
 - Scout*****
sections 122-126
 - Dugout Box*****
sections 114-119, 127-132 (First 5 Rows)



*Includes access to Lexus Diamond Club
 **Includes access to FOX Sports Club
 ***Includes access to Scouts Club presented by Belterra Park

2021 PROMOTIONAL DATES

For a full Reds promotional schedule, please visit [reds.com/promotions](https://www.reds.com/promotions).

2021 BALLPARK GUEST GUIDE

For complete information to assist Guests with their visit to Great American Ball Park, visit [reds.com/guestguide](https://www.reds.com/guestguide).

The graphic features a green background with a central illustration of a baseball player in a white uniform with a red 'C' on the chest. Above the player are three icons: 'WASH YOUR HANDS' (hands being washed), 'COVER YOUR BASES' (a face with a checkmark), and 'STAY SOCIALLY DISTANT' (a '6 FEET' sign). To the right of the player is a grid of small green crosses. Below the player is a dark blue banner with the text 'reds.Com / SAFE'. At the bottom of the graphic are the logos for REDS, TriHealth, St. Elizabeth Healthcare, and GREAT AMERICAN BALL PARK.

The Cincinnati Reds are following current CDC protocols and working with government officials in partnership with TriHealth and St. Elizabeth Healthcare to ensure our facility fosters a safe environment.

Great American Ball Park has been designated a GBAC STAR accredited facility. GBAC STAR is the gold standard of prepared facilities.

Fans should adhere to all ballpark policies, including health and safety policies, and posted instructions while in the ballpark and on ballpark grounds.

2021 NOTES



2021 NOTES

