


**D**

**DETROIT  
ROOTS**



**2021 DETROIT TIGERS**

**MEDIA GUIDE**



IN LOVING MEMORY

*Al Kaline*

1934-2020



Comerica Park | 2100 Woodward Ave. | Detroit, MI 48201

### Detroit Tigers Mission Statement

One of the most storied franchises in professional sports, each year it is the goal of the Detroit Tigers to field a championship team and play an exciting brand of Major League Baseball. Equally important, the Tigers place an emphasis on good value, while providing an entertaining, safe and most enjoyable experience. We want families to continue making Comerica Park their place to come and have fun, and take home life-long memories. Off the field, the Tigers take pride in maintaining a civic leadership role and have a long-standing commitment to making a social impact within our communities.

### Minor League Affiliates

Toledo Mud Hens (AAA)  
Erie SeaWolves (AA)  
West Michigan Whitecaps (A)

Lakeland Flying Tigers (A)  
Complex League East and West (R)  
Dominican Summer League 1 and 2 (R)



The 2021 Detroit Tigers Baseball Information Guide is produced by the club's Communications Department

Vice President, Communications: Ron Colangelo

Writing, Editing and Page Layout: Chad Crunk, Ben Fidelman and Carlos Guillen

Cover and Divider Design: Courtney Rose Foyt

Photo Credits: Mark Cunningham, Allison Farrand, Natalie Stroster, Calvin Doctor, Gavin Smith, Paul Bereswill, Gene Boyars, Steve Kovich, Bill Sanders, National Baseball Hall of Fame, Alex Trautwig (MLB Photos), Getty Images, David Guralnick

Statistical Information: Elias Sports Bureau, STATS LLC., Major League Baseball, Baseball-Reference.com, TruMedia and David Vincent

All information in this guide is correct as of March 25, 2021



# TABLE OF CONTENTS

<b>FRONT OFFICE</b>	
Staff, Front Office Directory.....	4
Ownership & Baseball Operations Biographies.....	6
<b>DETROIT TIGERS IMPACT DURING COVID-19.....</b>	<b>20</b>
<b>TIGERS MANAGER AND COACHING STAFF</b>	
Manager, Coaches, and Staff Biographies.....	22
<b>TIGERS PLAYERS</b>	
Player Biographies.....	39
How the 2021 Tigers Were Built.....	172
Tigers 2021 40-Man Roster.....	173
Tigers 2021 Non-Roster Invites.....	175
<b>TIGERS HISTORY &amp; RECORDS</b>	
Year-by-Year Tigers Results.....	177
Home and Road Records, Tigers All-Time.....	178
National League, Detroit Club	
Year-by-Year Results.....	178
All-Time Roster.....	202
Won-Lost Records by Game Number.....	179
<b>Batting</b>	
Year-by-Year Statistics.....	180
Yearly Club Leaders.....	183
100-or-More Runs Scored, Tigers with.....	190
200-or-More Hits, 40-or-More Doubles, 20-or-More Home Runs, Tigers with.....	191
100-or-More RBI, Tigers with.....	192
<b>Pitching</b>	
Year-by-Year Statistics.....	181
Yearly Club Leaders.....	186
20-or-More Wins, Tigers with.....	192
20-or-More Saves, 200-or-More Strikeouts, Tigers with.....	193
192	192
193	193
192	192
193	193
192	192
193	193
194	194
195	195
196	196
196	196
197	197
202	202
208	208
211	211
212	212
218	218
212	212
218	218
<b>ALL-STAR GAME HISTORY</b>	
All-Star Games in Detroit.....	244
All-Star Game Selections.....	246
<b>POSTSEASON HISTORY</b>	
Series Summaries.....	248
Postseason Record Book.....	271
Postseason Home Runs.....	280
<b>TIGERS IN THE HALL OF FAME</b>	
Hall of Fame Tigers Biographies.....	283
Retired Numbers.....	290
<b>TIGERS AWARD WINNERS</b>	
Award Winners.....	293
<b>MEDIA INFORMATION</b>	
Media Guidelines.....	297
Media Guidelines in Spanish.....	298
Tigers Communications Contact Information.....	299
Radio and Television.....	302
Broadcasters.....	303
Jamie Samuelsen/Dan Marowski In Memoriam.....	307
<b>TIGERS PLAYER DEVELOPMENT AND SCOUTING</b>	
Affiliate Directory.....	309
Player Development Awards.....	311
Player Development Administration, Coordinators, Managers and Coaches.....	313
Trainers/Strength & Conditioning Coaches.....	326
Scouting Directory.....	327
2020 First-Year Player Draft.....	330
Minor League Players.....	330
<b>SPRING TRAINING INFORMATION</b>	
Spring Training Information.....	352
Attendance/Year-by-Year Records.....	353
<b>COMERICA PARK INFORMATION</b>	
Comerica Park Information.....	356
Moments in Comerica Park History.....	359
Ticket and Security Information.....	360

---

# FRONT OFFICE

---





# TIGERS ORGANIZATIONAL DIRECTORY

## DETROIT TIGERS, INC.

Comerica Park  
2100 Woodward Ave.  
Detroit, MI 48201

Phone: (313) 471-2000 / Fax: (313) 471-2138

tigers.com / facebook.com/tigers / @Tigers / @TigresdeDetroit / @DetroitTigersPR

President and CEO, Ilitch Holdings, Inc. - Chairman and CEO, Detroit Tigers .....Christopher Ilitch

### Business Operations Leadership

Group President of Sports and Entertainment, Ilitch Holdings, Inc..... Chris Granger  
 Senior Vice President, Operations and Development..... Keith Bradford  
 Senior Vice President, Finance..... Russ Borrows  
 Senior Vice President, Legal Affairs..... Robert E. Carr  
 Senior Vice President, Corporate Sales..... Peter Kent  
 Senior Vice President & Chief Marketing Officer..... Emily Neenan  
 Vice President, Human Resources..... Michele Bartos  
 Vice President, Corporate Partnership Sales..... Chris Coffman  
 Vice President, Communications..... Ron Colangelo  
 Vice President, Venue Security..... Mike Hartnett  
 Vice President, Park Operations..... Chris Lawrence  
 Vice President, Ticket Sales & Service..... Joe Schiavi  
 Vice President, Partnership Activation..... Molly Wurdack  
 Vice President, Marketing..... Ellen Zeringue

### Baseball Operations Leadership

Executive Vice President, Baseball Operations/General Manager..... Al Avila  
 Vice President, Assistant General Manager..... David Chadd  
 Vice President, Player Personnel..... Scott Bream  
 Vice President, Player Development..... Dave Littlefield

### Baseball Operations

Senior Director, Baseball Analytics & Operations..... Jay Sartori  
 Director, Baseball Analytics..... Jim Logue  
 Director, Baseball Operations & Professional Scouting..... Sam Menzin  
 Director, Minor League Operations..... Dan Lunetta  
 Director, Player Development..... Kenny Graham  
 Director, Pitching Development and Strategies..... Dan Hubbs  
 Director, Performance Science..... Dr. Georgia Giblin  
 Director, Amateur Scouting..... Scott Pleis  
 Director, Minor League & Scouting Administration..... Cheryl Evans  
 Director, International Operations..... Tom Moore  
 Director, Latin American Operations..... Miguel Garcia  
 Director, Latin American Player Development..... Rafael Martinez  
 Director, Team Travel..... Brian Britten

Special Assistants to the General Manager..... Kirk Gibson, Willie Horton, Jim Leyland, Lance Parrish  
 Associate Director, Amateur Scouting..... Mike Russell, Alan Trammell  
 Associate Counsel, Baseball Operations..... Eric Nieto  
 Senior Software Engineer..... Alan Avila  
 Senior Database Architect..... Josh Kragnes  
 Software Developer..... Mike Burger  
 Database Engineer..... Dan Gorman  
 Software Engineer..... Charlie Adams  
 Senior Analysts, Baseball Operations..... Elora Strom  
 Drew Jordan, Beau Horan, Aidan Kearns  
 Maggie O'Hara, Danny Vargovick

Analysts, Baseball Operations..... Gabe Ho, Jonah Simon  
 International Operations Coordinator..... Rafael Gonzalez  
 Player Development Coordinators..... David Allende, Jim McKew  
 Coordinator, International Player Programs..... Sharon Lockwood  
 Player Development Analytics Coordinator..... Jordan Wergiles  
 Minor League Video Coordinators..... Cristian Crespo, Alex Gonzalez  
 Executive Assistant to the Executive Vice President, Baseball Operations/General Manager..... Marty Lyon

### Clubhouse

Manager, Tigers Clubhouse..... Jim Schmkel  
 Assistant Clubhouse Manager..... Mark Cave  
 Assistant Manager, Visiting Clubhouse..... John Nelson  
 Assistant, Visiting Clubhouse..... Dan Ross  
 Coordinator, Major League Advanced Scouting & International Pro Scout..... Kan Ikeda  
 Major League Advanced Scouting Assistant Coordinator..... Kyle Lanzaki  
 Major League Video Operations Coordinator..... Austin Tripp

### Athletic Training/Strength & Conditioning

Senior Director, Medical Services..... Kevin Rand  
 Head Athletic Trainer..... Doug Teter  
 Assistant Athletic Trainers..... Chris McDonald, Matt Rankin  
 Strength & Conditioning Coordinator..... Matt Rosenhamer  
 Assistant Strength & Conditioning Coordinator..... Matt Rosenhamer  
 Physical Therapist..... Duncan Evans  
 Massage Therapist..... Janet Szabowski  
 Medical Services Coordinator..... Gwen Keating

### Medical Staff

Team Physician (Internal)..... Michael Workings, M.D.  
 Team Physician (Orthopedic)..... Stephen Lemos, M.D.  
 Team Physician (Florida)..... Salvador Montenegro M.D.  
 Team Ophthalmologist..... David A. Gourwitz, O.D.

### Communications

Director, Communications..... Chad Crunk  
 Manager, Communications..... Ben Fidelman  
 Bilingual Coordinator, Media Relations..... Carlos Guillen



## Marketing and Promotions

Director, Player Relations, Authenticity and Fantasy Camps.....	Jordan Field
Director, Promotions & Special Events.....	Haley Kollf
Manager, Promotions & Special Events.....	Evan Novak
Coordinator, Promotions & Special Events.....	Taylor Olson
Manager, Social Media.....	Greg Garno
Content Producer.....	Brent Brevak

## Community and Public Affairs

Director, Community Impact.....	Kevin Brown
Community Impact Manager, Outreach and Engagement.....	Courtney Kaplan
Community Impact Manager, Sport Participation and Growth.....	Ashley Robinson
Community Impact Manager, Fundraising and Development.....	Kelsey Stewart

## Scoreboard Operations & In-Game Entertainment

Director, Broadcasting & In-Game Entertainment.....	Stan Fracker
Senior Producer & Scoreboard Production Manager.....	Alex Lovachis
Producer Editors.....	Nick Austin, Cody McKittrick, Andrew DuPont, Matt Sonefeld

## Finance and Administration

Accounting Manager & Treasury Analyst.....	Sheila Robine
Financial Analyst.....	Kristin Jorgensen
Accounts Payable Coordinator.....	Debra Sword
Accounts Receivable Coordinator.....	Monica Basil
Senior Director, Human Resources.....	Karen Gruca
Human Resources Business Partner.....	Kelsey Shuck
Human Resources Coordinator.....	Nicole Nimeth
Payroll Administrator.....	Mark Cebelak

## Park Operations/Security

Director, Security.....	Sean Furlong
Director, Event Operations.....	Mike Bauer
Director, Park Operations.....	John Szlinis
Head Groundskeeper.....	Heather Nabozny
Assistant Groundskeeper.....	Kyle Pickens
Guest Services Manager.....	Ashley Jones
Event Services Manager.....	Caitlin Kelly
Engineering Services Manager.....	Josh Woods
Security Supervisor.....	Jason Urbahns
Park Operations Administrative Coordinator.....	Dana Smith
Park Operations Coordinators.....	Michael Craft
Park Operations Assistants.....	Peter Janetta, Zach Jones, Brian Krajewski, Jeff Pongracz, Mike Graham, Erich Elliott, Dan Rucinski
HVAC Techs.....	Donald Brown
Ballpark Electricians.....	Norman Chambers, Shunta Goodman
Housekeeping Supervisors.....	

## Corporate Partnerships

Director, Corporate Partnership Business Strategy and Solutions.....	Mike Singer
Director, Partnership Services.....	Tiffany Harrington
Managers, Corporate Partnership Activation.....	Sydney Landers, Alex O'Connor
Solutions Managers, Corporate Partnerships.....	Max Klepper, Jacob Pnakovich
Sales Managers, Corporate Partnerships.....	Cameron Close, Matt Gay, Christine Galasso, Tina Genitti, Thomas Kappel, Donovan Powell, John Wolski
Activation Coordinator.....	Megan Malloy

## Ticket Sales

Director, Ticket Sales.....	Andrew Sidney
Director, Business Analytics.....	Jeff Lutz
Director, Premium Sales.....	Michael Leinert
Manager, Premium Service.....	Lauren Schultz
Manager, Group Sales.....	Marc Lopez
CRM & Database Manager.....	Kevin Sucher
Database Administrator.....	Zachary Pappas
Business Analyst.....	Mitch Burke
Account Executives, New Business.....	Kara Arend, Eric Fassler, Brendan Hermes, Jillian Walker, Devin Coll
Account Executives, Group Sales.....	Nic Lash, Corey O'Donnell, Matt Olink, Rob Chiusano, Hannah McGowan
Sales Executives, Premium Sales.....	Emily Brandt, Brad Eason, Andrew Fadel, John Kissel, Kevin McConnell
Premium Service Executive.....	Deepika Desai
Senior Account Executives, Client Services.....	Betsy Bouillon
Account Executives, Client Services.....	Sara Forystek, Brandon Hoffman

## Ticket Services

Senior Director, Ticket Services.....	Grant Anderson
Managers, Ticket Services.....	Adam Klein, Aubrey Topper
Ticket Systems Administrator.....	Jessi McCabe
Box Office Administrators.....	Scott Calka, Rosa Chavez, Frank Cordova

## Lakeland Operations

Director, Florida Operations.....	Ron Myers
General Manager.....	Zach Burek
Assistant General Manager.....	Dan Lauer
Manager, Administration & Operations.....	Shannon Follett
Box Office Manager.....	Ryan Eason
Clubhouse Manager.....	Patrick Saenz
Assistant Clubhouse Manager.....	Pete Mancuso



# CHRISTOPHER ILITCH

**PRESIDENT AND CEO,  
ILITCH HOLDINGS, INC.**

**CHAIRMAN AND CEO, DETROIT TIGERS**

- A lifelong Michigander, Chris serves as Chairman and CEO of the Detroit Tigers. Under Ilitch ownership for nearly three decades, the team is considered one of the most iconic franchises in professional sports and prides itself on a rich history and storied tradition dating back to 1901.
- Since being purchased by the Ilitch family in 1992, the team has made two World Series appearances, established record-setting attendance, and played host to the 2005 Major League Baseball All-Star Game. In the heart of downtown, Comerica Park remains one of the most renowned and fan-friendly ballparks in the game.
- Chris has been a strong advocate of the organization's ongoing commitment to cutting-edge analytics and advanced technologies, while aggressively supporting the team's core pillars of sustainable success: superior scouting, drafting, and development of young talent.
- A respected and active voice in the game, Chris regularly attends Major League Baseball owner meetings, and has served on a variety of pivotal MLB committees, including: Executive, Competition, Long-Term Strategic, Audit, Ownership, and Legislative Affairs.
- Chris also serves as President and CEO of Ilitch Holdings, Inc. With deep Michigan roots, the Detroit-based, family-owned company has grown into a world-class food, sports & entertainment and real estate development organization that is now comprised of 11 companies that employ tens of thousands of people across the world and generate billions of dollars in annual revenue. Under his leadership, these companies continue to experience significant growth and transformation.
- A long-time champion of Detroit, Chris is passionate about continuing to help revitalize the city. This includes the development of The District Detroit, a dynamic sports and entertainment district featuring award-winning theatres, four professional sports teams and three multi-use sports venues, including the state-of-the-art Little Caesars Arena – home of the Detroit Red Wings, the Detroit Pistons and world-class entertainment and community events.
- Chris has also been engaged in prominent largescale national sporting events in Detroit, including the 2010 NCAA Men's Frozen Four Hockey Championship (co-chair), the 2009 NCAA Final Four Men's Basketball Tournament, Super Bowl XL and the 2005 Major League Baseball All-Star Game (chair). Additional upcoming national sporting events scheduled for Little Caesars Arena include the 2022 Men's Wrestling Championships and 2024 NCAA Men's Basketball Championship Regionals.
- Chris is an active business leader across the state of Michigan and in the city of Detroit. He serves on the board, executive committee and nominating committee for Business Leaders for Michigan, the board and executive committee for The Downtown Detroit Partnership, is a member of the board of directors of the Detroit Economic Club and is on the Taubman Advisory Board of the Harvard Kennedy School.
- Chris is also Chairman of Ilitch Charities, a non-profit organization which supports people in need with financial and in-kind donations and sponsorship. From youth development to community revitalization, Ilitch Charities continues to make an enduring impact in the communities in which the Ilitch companies serve, with more than \$207 million in charitable giving since 2000.
- Passionate about baseball his entire life, Chris was a captain of his high school baseball team at Cranbrook and coached his sons' youth baseball teams.
- A proud father of three, Chris resides with his wife, Kelle, in metro Detroit.





# CHRIS GRANGER

**GROUP PRESIDENT OF  
SPORTS AND ENTERTAINMENT,  
ILITCH HOLDINGS, INC.**

Enters his fourth full baseball season as Group President of Sports and Entertainment, at Ilitch Holdings, Inc.

- An experienced sports and entertainment executive, Granger joined the organization in 2017 and is responsible for optimizing the fan and partner experience at all Ilitch-related venues; growing, recruiting and retaining executive talent in the business verticals of the company's sports and entertainment organizations; collaborating with partners to ensure highly active, attractive and community-focused venues; and more.
- Granger oversaw the opening of Little Caesars Arena, which received the prestigious Sports Facility of the Year award at the 2018 Sports Business Awards ceremony. The award was established by *SportsBusiness Journal* and *SportsBusiness Daily* to celebrate and recognize the leaders, visionaries and day-to-day practitioners who personify excellence in the business of sports.
- In 2019, Little Caesars Arena ranked second in attendance among arenas in the nation, the DTE Energy Music Theatre was No. 1 among all amphitheatres worldwide and the iconic Fox Theatre ranked sixth in the country among theatres, per Pollstar.
- Granger and his family are active in a wide range of charitable organizations in the Detroit community, including Make-a-Wish Michigan, Forgotten Harvest, the Salvation Army, and City Year Detroit, where Granger proudly serves on the Board.
- Chris previously served as President of the Sacramento Kings and Sacramento Basketball Holdings, LLC. During his tenure, the Kings enjoyed unprecedented revenue growth and were widely recognized as a highly innovative and community-minded franchise. Granger's influence also extended to the development of Sacramento's new, award-winning Golden 1 Center, and its 1.5 million square-foot downtown mixed-use development project, Downtown Commons.
- Prior to joining the Kings, Chris worked in various capacities for the NBA for 14 years. He most recently served as the Executive Vice President of the NBA's renowned Team Marketing and Business Operations function, where he advised NBA, WNBA and NBA Development League teams on all aspects of business operations.
- Received his bachelor's degree from Cornell University and his Master of Business Administration from Yale. He was named Sacramento Business Person of the Year in 2017 and was a 2010 *Sports Business Journal* Forty Under 40 award winner.
- He and his wife, Jennifer, have two daughters, Zoe and Megan, and reside in metro Detroit.



## AL AVILA

### EXECUTIVE VICE PRESIDENT, BASEBALL OPERATIONS & GENERAL MANAGER

Enters his 30th season in professional baseball, 20th season with the organization and sixth full season as the Tigers Executive Vice President of Baseball Operations and General Manager, after being named to the position on August 4, 2015.

- Oversees the day-to-day baseball operations of the organization and the Major League club.
- Under Avila's leadership, the Tigers have acquired a young core of talent through trades, the Major League Baseball First-Year Player Draft and international free agency, while implementing a long-term strategy that has a focus on developing and retaining young, controllable talent across all levels of the organization. As a result of this focus, the Tigers player development system, which was ranked near the bottom of its peers just a few years ago, enters the 2021 season ranked No. 2 in Major League Baseball, according to MLB Pipeline.
- Avila has made significant staffing and infrastructure additions in many areas of the club's baseball operations, including continuing to expand the analytics and sport performance departments.
- Has spearheaded infrastructure improvements throughout all areas of the Tigers player development system, including a state-of-the-art facility at TigerTown in Lakeland and upgrades to the organization's academy in the Dominican Republic.
- Served as the interim General Manager for the Florida Marlins during the 2001 offseason.
- Named Florida's Vice President and Assistant General Manager in July, 2001.
- Under Avila's guidance, the Marlins drafted 2003 World Series Most Valuable Player Josh Beckett in the first round of the June 1999 draft, while in the first round of the June 2000 draft, the Marlins drafted one of the youngest players to play in the MLB Futures Game and five-time MLB All-Star first baseman Adrián González.
- On the international front, Avila, while at the Marlins, led the way to the 1999 signing of then-shortstop Miguel Cabrera, who won the American League Triple Crown in 2012 and was named the American League Most Valuable Player...Cabrera made it to the Major Leagues in 2003 at the age of 20 and clubbed four home runs during the postseason for the 2003 World Champion Marlins...also was instrumental in the signing and development of second baseman Luis Castillo, shortstop Alex González and shortstop Edgar Rentería, all who were named All-Stars during their MLB career.
- Named Director of Scouting for the Marlins in July, 1998...was responsible for all of the Marlins scouting efforts on both the national and international levels and he oversaw the development of those players in the baseball academies in the Dominican Republic and Venezuela.
- Under Avila's guidance, the Marlins signed 1997 NLCS and World Series Most Valuable Player Liván Hernández.
- Before being named the Director of Latin American Operations in 1994, Avila was originally hired by the Marlins as the Assistant Director of Latin American Operations in June, 1992.
- Prior to joining the Marlins, Avila served as the Director of Athletics and head baseball coach at St. Thomas (FL) University from 1989-92...he led the team to a number three ranking in the 1992 NAIA poll and won the Florida Sun Conference Championship in 1991 and 1992...Avila was named the 1991 Florida Sun Conference Coach of the Year...Avila was inducted into the St. Thomas University Athletics Hall of Fame in November, 2016.
- Served as General Manager of the Daytona Beach Admirals of the Florida State League in 1987 and worked for the Los Angeles Dodgers organization in 1986.
- A graduate of Hialeah High School, Avila earned a master's degree in sports administration from St. Thomas University in 1986.
- A former catcher, Avila was signed as a non-drafted free agent with the Los Angeles Dodgers.
- Is the first Cuban-born general manager in Major League Baseball history.
- Inducted into the Professional Baseball Scouts Hall of Fame in 2012.
- He and his wife, Yamile, have three children: sons, Alexander and Alan, and daughter, Annelisa Marie, and three grandchildren, Asher, Avery and Zoey.
- Is the son of Ralph Avila, former Vice President of the Los Angeles Dodgers, and now Senior Scouting Advisor, Dominican Republic. He was named 2006 International Scout of the Year by Major League Baseball.



## DAVID CHADD

**VICE PRESIDENT,  
ASSISTANT GENERAL MANAGER**

Enters his 17th season with the Tigers and the sixth full season in his current role after being named to the position on August 7, 2015...joined the organization on November 4, 2004 as Vice President, Amateur Scouting.

- Is responsible for assisting Al Avila with the day-to-day baseball operations of the organization and the Major League club.
- Guided the club in its selections of Alex Avila, Nicholas Castellanos, Chad Green, Corey Knebel, James McCann, Andrew Miller, Rick Porcello, Drew Smyly and Devon Travis during his tenure as Vice President, Amateur Scouting.
- Recognized by *Baseball America* as the top scouting director of the 2000s.
- Prior to joining the Tigers, Chadd spent three seasons as the Director of Amateur Scouting for the Boston Red Sox, signing Jon Lester, Jonathan Papelbon and 2008 American League Most Valuable Player Dustin Pedroia.
- Spent eight seasons (1994-2001) in the Florida Marlins scouting department, last serving as the Director of Scouting during the 2001 season...joined the Marlins as an area scout covering the Midwest in 1994, before being promoted to Midwest crosschecker in 1998.
- Chadd spent four years as an assistant coach with Kansas State University (1992-93) and Wichita State University (1990-91).
- Played outfield for Kansas State University and was named an All-American in 1988.
- Earned a bachelor's degree in education and a master's degree in athletic administration from Wichita State University.
- Inducted into the Kansas Baseball Hall of Fame on January 30, 2010.
- He and his wife, Janet, reside in Detroit and have four children, Drew, Nate, Haley and Hannah.



## SCOTT BREAM

**VICE PRESIDENT,  
PLAYER PERSONNEL**

Entering his 32nd season in professional baseball, his 21st with the Tigers and fifth in his role as Vice President, Player Personnel...served in a variety of roles over 12 seasons (1999-2010) during his first stint with the Tigers.

- Is active in scouting at the Major League level for the Tigers, and is directly involved in special assignments for the organization.
- Served as the Tigers Director of Pro Scouting from 2013-15.
- Spent two seasons (2011-12) with the San Diego Padres as a Major League Scout/Special Assistant to the General Manager.
- Worked nine seasons as a Major League scout with the Tigers (2002-10).
- Joined the Tigers scouting team as an advance scout, spending three seasons in the role (1999-2001) before being named assistant general manager prior to the 2002 season.
- Played 10 seasons at the Minor League level with the Padres (1989-95), Chicago Cubs (1995) and Tigers (1996-98)...he saw action with Double A Jacksonville and Triple A Toledo in his three seasons as a player in the Tigers organization.
- Bream and his wife, Shelly, have two daughters, Brooke and Mackenzie.



# DAVE LITTLEFIELD

**VICE PRESIDENT,  
PLAYER DEVELOPMENT**

- Enters his sixth season in his current role and seventh season with the organization after joining the Tigers as a Major League scout on October 20, 2014.
- Oversees all aspects regarding player development in the Tigers Minor League system, including the club's academy in the Dominican Republic. Under his leadership, the system has risen in the MLB Pipeline rankings from near the bottom of baseball to No. 2 entering 2021.
  - Joined the Tigers after a seven-season stint as a Special Assistant to the General Manager and Major League scout for the Chicago Cubs.
  - Prior to joining the Cubs in 2007, he spent seven seasons as the General Manager of the Pittsburgh Pirates. During those seven seasons he oversaw the drafting and signing of Andrew McCutchen, Tony Watson, Neil Walker and Starling Marte. He also traded for the Pirates only Rookie of the Year in outfielder Jason Bay and 2006 NL batting champion Freddy Sanchez. For his efforts and those of his staff, the Pirates were named the 2002 Organization of the Year by Topps.
  - Before joining the Pirates, he was the Assistant General Manager with the Florida Marlins, where he assisted the GM in all aspects of baseball operations, was in charge of the club's scouting efforts in the Far East and supervised the construction of the Marlins baseball academy in the Dominican Republic.
  - Joined the Montreal Expos as an amateur scout in 1991 as a National Crosschecker and East Coast Supervisor. Within the Expos system, Littlefield advanced to Director of Player Development, a position he held for his final three seasons with Montreal.
  - Began his MLB career with three seasons in the Tigers organization as an area scout and East Coast Scouting Supervisor.
  - Prior to his front office career in the Majors, Littlefield served as an assistant baseball coach for three seasons at his alma mater, the University of Massachusetts, followed by three seasons in the same capacity at Clemson University.
  - Signed out of high school by the Phillies as a Minor League free agent and caught for three years in the Phillies and Yankees farm systems...played football and earned a masters in sport management at UMass.
  - Inducted into the Maine Baseball Hall of Fame in July, 2017 and was selected to the Mid Atlantic Scouts Association Hall of Fame in 2013.
  - He and his wife, Joanna, have a daughter, Andrea, and a son, Derrick.



# JAY SARTORI

**SENIOR DIRECTOR,  
BASEBALL ANALYTICS &  
OPERATIONS**

- Enters his sixth season in the Tigers organization after being named Senior Director, Baseball Analytics & Operations on November 19, 2015. The 2021 season marks his 14th in baseball.
- Reporting to the Executive Vice President of Baseball Operations and General Manager, Sartori leads the club's baseball analytics, software engineering and performance science teams.
  - Manages the club's integration of data analytics and technology into all other areas of Baseball Operations, including scouting, player development and the Major League operations.
  - Contributes to all aspects of Major League and Minor League operations as it pertains to player transactions, market analyses, team payroll, salary arbitration and Major League rules and regulations.
  - Prior to joining the Tigers, he spent three years at Apple, Inc., where he managed the App Store Sports and Entertainment categories and then App Store Business Operations.
  - Before working at Apple, Sartori served as an Assistant General Manager for the Toronto Blue Jays (2011-13) and as Director, Baseball Operations for the Washington Nationals (2010).
  - Worked four years (2006-09) with Major League Baseball's Labor Relations Department in the role of Manager of Salary and Contract Administration, where he served as a primary contact for club personnel with respect to the interpretation of the Major League Rules, the Collective Bargaining Agreement and other contractual and financial industry practices. He was also a key member of the MLB Collective Bargaining team that successfully negotiated a second consecutive CBA without a work stoppage in 2006.
  - Prior to joining the Commissioner's Office, he worked in the investment banking industry for Robertson Stephens and Pacific Growth Equities.
  - Graduated from Boston College in 2001 with BS in Finance and Management Information Systems.
  - Originally from Lynnfield, MA, Sartori currently resides in Royal Oak, MI.



## JIM LOGUE

**DIRECTOR, BASEBALL ANALYTICS**

Enters his fifth season in the Tigers organization and his third in the role of Director, Baseball Analytics.

- Manages baseball analytical evaluation and research and development.
- Logue joined the Tigers organization in 2016 as Manager, Baseball Analytics.
- Prior to joining the Tigers, worked with the New York Yankees from 2007-2016 in various roles, most recently as Senior Analyst, Quantitative Analysis.
- Graduated from Amherst College with a degree in economics.
- Jim and his wife, Hillary, reside in Plymouth, MI.



## SAM MENZIN

**DIRECTOR, BASEBALL OPERATIONS & PROFESSIONAL SCOUTING**

Enters his ninth full season in the Tigers organization and fourth in the role of Director of Baseball Operations and Professional Scouting.

- He previously served as the club's Director of Baseball Operations, a position assumed in August 2015. Prior to that he served as Baseball Operations Analyst and Coordinator of Baseball Operations from 2013 to 2015. Menzin joined the Tigers organization in June, 2012 as a Baseball Operations Intern.
- In his current role, he is involved in all aspects of Major League operations including player procurement, contract negotiations, roster construction, salary arbitration, MLB rules and CBA compliance, advance scouting and Major League video operations.
- Additional responsibilities include assisting the Vice President of Player Personnel in all aspects of professional scouting.
- Prior to joining the Tigers, he served as a baseball operations intern for Turner-Gary Sports.
- He played baseball for four seasons at Swarthmore College (PA) and graduated in 2012 with a history degree.
- The native of Westbury, NY currently resides in Detroit, MI.



## ALAN AVILA

**ASSOCIATE COUNSEL,  
BASEBALL OPERATIONS**

Enters his sixth full season in the Tigers organization and his third in the role of Associate Counsel, Baseball Operations.

- In his current role, Avila provides legal support and service to all departments within the Tigers organization.
- Responsibilities include reviewing, drafting, managing, and enforcing the Tigers business contracts and operational agreements; assisting with negotiations, salary arbitration and grievances; ensuring compliance with applicable law and MLB rules and regulations.
- He attended Nova Southeastern University (FL), where he played baseball and graduated in 2011 with a degree in Business Administration.
- He earned his Juris Doctor degree from Florida International University College of Law in 2014.
- The native of Pembroke Pines, FL currently resides in Metro Detroit with his wife, Amy, and their son, Asher.



## KIRK GIBSON

**SPECIAL ASSISTANT TO THE  
EXECUTIVE VICE PRESIDENT OF  
BASEBALL OPERATIONS & GM**

Enters his third year with the Tigers front office as a special assistant to Executive Vice President of Baseball Operations and General Manager, Al Avila, after being named to the position on January 28, 2019.

- In his role, Gibson assists in on-field duties at both the Major League and Minor League levels, is involved in baseball operations personnel meetings, travels throughout the Minor League system and participates in community relations events.
- Returns to the broadcast booth for his 11th season on-air, serving as an analyst for Bally Sports Detroit's coverage of the Tigers. He also served as a color analyst on FSN Detroit from 1998-2002
- Originally drafted in the first round (12th overall) by the Tigers in the 1978 MLB Draft...was also selected in the seventh round of the NFL Draft by the St. Louis Cardinals that same year.
- Played 17 seasons in the Major Leagues with the Tigers (1979-87, 1993-95), Los Angeles (NL) (1988-90), Kansas City (1991) and Pittsburgh (1992)...batted .268/.352/.463 with 260 doubles, 255 home runs and 870 RBI in 1,635 games during his Major League career.
- Member of the Tigers 1984 World Championship team and was named the ALCS MVP, hitting .417 with one home run and two RBI...also was a member of the Los Angeles Dodgers 1988 World Championship team.
- Began his coaching career as a bench coach for the Tigers from 2003-05 under manager Alan Trammell.
- Served as the Diamondbacks bench coach from 2007 until assuming the interim manager title on July 1, 2010.
- Gibson managed the Arizona Diamondbacks for five seasons (2010-14)...he was named the BBWAA National League Manager of the Year in 2011 after leading Arizona to a National League Western Division title.
- Inducted into the College Football Hall of Fame on December 5, 2017.
- Kirk and his wife, JoAnn, have four children, Colleen, Kirk, Kevin, and Cameron...Kevin is an amateur scout with the Detroit Red Wings...Cameron was drafted by the Tigers in the fifth round of the 2015 MLB First-Year Player Draft.
- Over five seasons in the Tigers player development system, Cameron has hit .241/.324/.392 with 42 home runs and 217 RBI in 495 games.
- Started the Kirk Gibson Foundation in 1996 by awarding partial scholarships to men and women at Clarkston and Waterford Kettering High Schools in honor and memory of his parents. He has now repositioned the Kirk Gibson Foundation to promote cooperation, collaboration and teamwork in finding a cure for Parkinson's disease. More information can be found at [www.kirkgibsonfoundation.org](http://www.kirkgibsonfoundation.org) or on Twitter @23KGibby.



# WILLIE HORTON

## SPECIAL ASSISTANT TO THE EXECUTIVE VICE PRESIDENT OF BASEBALL OPERATIONS & GM

The “hometown hero” and former Tigers great, who enjoys success in several outside ventures, returns to the Tigers as an executive advisor and special assistant to share in the future prosperity of a team and a game for which he carries an undying passion.

- Was named as special assistant to the President in January, 2002.
- On May 22, 2019 the Detroit City Council named the intersection of Canfield St. and the John C. Lodge Service Drive be assigned the secondary name of Willie Horton Drive. Willie lived at three locations along Canfield, including the Jeffries Projects.
- In July, 2015, announced as spokesperson for the U.S. Navy film titled “The Birth of a Ship in a City Reborn”, a film about the USS Detroit (LCS 7), a United States Navy Littoral Combat Ship.
- On June 20, 2015, awarded the “Hank Aaron Champion for Justice Award” by the Atlanta Braves and the National Center for Civil & Human Rights at the Braves third annual Heritage Weekend.
- On October 15, 2014, PACE Academy in Southfield, MI opened the Willie Horton Library.
- On April 12, 2013, Willie cast his hands in cement for the Detroit Historical Museum as a part of the Historical Society honoring legends who have always called Detroit “home.” His hand cast with signature will be part of an outdoor exhibit in the museum’s Legends Plaza.
- Named the inaugural recipient of the Abner Doubleday Patriot Player Award on November 18, 2011...the award was presented by the National Infantry Foundation and honors a Major Leaguer who has made significant contributions in support of the military and their families.
- Honored with The Order of Saint Maurice on June 14, 2006, the highest military honor to be given to civilians...he was the first athlete to receive the award.
- Received testimonial resolution for community leadership from the Detroit City Council on October 13, 2004...was also honored with the Spirit of Detroit Award by the Detroit City Council on July 21, 2004.
- Honored by Detroit Northwestern High School, his alma mater, when the school named the Willie Horton Baseball and Softball Diamonds on August 6, 2004...the diamonds added a monument in his honor in 2005.
- Had his birthday, October 18, permanently designated as “Willie Horton Day” in the state of Michigan when Governor Jennifer Granholm signed House Bill 5200 on April 7, 2004.
- Named by *Corp Magazine* as one of Michigan’s most influential African-American business leaders in 2003.
- Named to the CATCH Hall of Fame on October 16, 2002 as a community leader.
- Joined the Tigers front office on June 18, 2001 as part of a baseball committee created by then-owner Mike Ilitch.
- Was honored by the Tigers in having his jersey number 23 retired and a Comerica Park statue in his likeness unveiled on July 15, 2000.
- An 18-year Major League veteran as an outfielder and designated hitter, he played 14 seasons in Detroit after signing at age 18 in 1961 following an outstanding baseball career at Detroit Northwestern High School.
- Produced nearly 2,000 hits, 325 home runs and maintained a .457 slugging percentage during his Major League career...finished with 1,163 RBI, a .273 lifetime average and 2,028 games played.
- Voted as a starting outfielder for the 1965 All-Star Game...collected 104 RBI that season, second-most in the American League, and ranked sixth in the league with a .490 slugging percentage.
- Struggled with an ankle injury in 1967, but returned to the All-Star Game in 1968...capped the season by batting .304 with a home run and three RBI in the World Series as the Tigers took the World Championship.
- Threw out St. Louis’ Lou Brock at home plate during the Tigers 5-3 win in Game Five of the 1968 World Series.
- Tied a Major League record with 11 putouts in left field on July 18, 1969 at Cleveland.
- Named to the All-Star squad again in 1970 and 1973, hitting .305 and .316, respectively, and tallying 17 home runs in each of those seasons...named to seven All-Star Teams in his career, but played in only four due to injury.
- Received the 1975 American League “Outstanding Designated Hitter” award and was named the 1975 Tiger of the Year...hit .275 with 25 home runs in 1975, his first full season in the designated hitter role.
- Also earned league Designated Hitter and Comeback Player honors in 1979.
- Played for both Detroit and Texas in 1977, for Cleveland, Oakland and Toronto in 1978, and finished his professional career with Seattle in 1979-80...hit 29 home runs in 1979 and collected 106 RBI.
- Became the 43rd player in Major League history to collect 300 career home runs when he went deep off Jack Morris in the Kingdome on June 6, 1979.
- Hit 20-or-more homers in seven of his seasons and remains fifth on the Tigers all-time list with 262.
- Named to the “Tigers Greatest” team as selected by fans in 1969.
- Played for and managed Valencia in the 1978-79 Venezuelan Winter League, capturing the Caribbean Title.
- Held coaching positions with the Tigers, Oakland Athletics, New York Yankees and Chicago White Sox.
- Departed Tiger Stadium in uniform during 1967 in a desperate attempt to quell rioting in Northwest Detroit.
- Served as second deputy chief and executive director chief for the Detroit Police Athletic League (PAL), and worked with the United Way, the Boys & Girls Clubs of America, the Meals on Wheels Program and the Foundation Fighting Blindness...also served as an advisory committee member of the Skillman Foundation and was a J.C. Penney Golden Rule Award panel member.
- Inducted into the Military Hall of Fame for his service as a guest speaker on many occasions in the U.S. and abroad...enshrined in both the Afro-American Hall of Fame (1992) and Michigan Sports Hall of Fame (1987).
- He and wife, Gloria, have seven children, 21 grandchildren, 22 great-grandchildren and two great-great grandchildren.



# JIM LEYLAND

## SPECIAL ASSISTANT TO THE EXECUTIVE VICE PRESIDENT OF BASEBALL OPERATIONS & GM

In his 57th season of professional baseball, the third-winningest manager in franchise history continues to make an impact in the organization following his retirement from the dugout, serving as a special assistant and advisor to Executive Vice President of Baseball Operations and General Manager, Al Avila.

- Named to his current position following his retirement from a 22-year managerial career, including eight seasons with Detroit.
- Retired from managing ranked 15th all-time with 1,769 wins and 14th with 3,499 games managed.
- Led Team USA to a championship in the 2017 World Baseball Classic.
- Guided the Tigers to the postseason four times during his managerial career with the club, including winning the American League Central Division title in three consecutive seasons from 2011-13 -- he is the only manager in franchise history to lead the club to the postseason four times.
- The Tigers advanced to the World Series twice during his managerial tenure, doing so in 2006 and 2012 -- he joins Hughie Jennings and Mickey Cochrane as the only managers to lead the club to the World Series multiple times.
- Recorded the 700th and final regular season win of his Tigers career on September 25, 2013 at Minnesota to clinch the American League Central Division Crown -- he is one of only three managers in franchise history to post 700 career wins with the club.
- Managed the American League All-Star squad to a 3-0 victory at the 84th Major League Baseball All-Star Game at Citi Field in New York in 2013...also managed the American League club in 2007, and was the National League manager in 1998.
- Tabbed the American League Manager of the Year by both the BBWAA and *The Sporting News* in 2006 after guiding the Tigers to the franchise's first playoff berth since 1987...selected the Major League Manager of the Year by *Baseball America*.
- Named the best manager in the American League by *Baseball America* in 2006, 2007 and 2012.
- Appointed the 36th manager in Tigers history on October 4, 2005.
- Spent six seasons (2000-05) as a Major League scout for the St. Louis Cardinals -- scouted National League clubs from Pittsburgh and American League clubs from Cleveland.
- Spent 14 seasons as a manager at the Major League level for the Pittsburgh Pirates (1986-96), Florida Marlins (1997-98) and Colorado Rockies (1999).
- Won three straight National League East Division championships with the Pirates from 1990-92...advanced to the postseason with the Marlins as the National League's Wild Card winner in 1997, eventually defeating Cleveland to claim the World Series title.
- Named the National League Manager of the Year by the BBWAA in 1990 and 1992...earned the same honor from *The Sporting News* in 1988, 1990 and 1992.
- Served as Tony La Russa's third base coach for four seasons (1982-85) with the Chicago White Sox, before being named the 33rd manager in Pirates history on November 20, 1985.
- Managed for 11 seasons at the Minor League level in the Tigers organization from 1971-81, advancing to the postseason six times, and claiming his respective league championship three times.
- Selected as the manager of the year in the Florida State League in both 1977 and 1978, while he earned the same honor in the American Association in 1979.
- Spent six seasons as a catcher in the Tigers organization from 1964-69.
- Earned the Dapper Dan Man of the Year Award in 1990, an honor given to a Pittsburgh Sports Figure for outstanding achievement on a national level.
- A native of Perrysburg, OH, he lettered in football, basketball and baseball at Perrysburg High School...the school's baseball field is named after Leyland...inducted into Perrysburg High School's Hall of Fame on February 2, 2007.
- Inducted into the Florida State League Hall of Fame on November 10, 2010.
- Served as the Grand Marshal of America's Thanksgiving Day Parade on November 28, 2013.
- He, his wife, Katie and their two children, Patrick and Kellie reside in Pittsburgh, PA during the offseason.
- His son, Patrick, was selected by the Tigers in the eighth round of the 2010 MLB Draft.





# LANCE PARRISH

**SPECIAL ASSISTANT TO THE  
EXECUTIVE VICE PRESIDENT OF  
BASEBALL OPERATIONS & GM**

Entering his second year in his role with the club's front office, the legendary Tigers catcher and coach serves as a special assistant and advisor to Executive Vice President of Baseball Operations and General Manager, Al Avila.

- Named to his current position on November 12, 2019 after a two-year stint as manager of Single A West Michigan, where he led the Whitecaps to a combined 118-160 record, including one playoff berth.
- In his role, Parrish works with Tigers Major and Minor League players in a variety of areas related to their on-field development, and participate in baseball operations personnel meetings throughout the year. Parrish, who resides in Clarkston, MI, will visit the club's affiliates during the season.
- Prior to his time with the Whitecaps, Parrish managed for four seasons with Double A Erie (2014-17), posting a career-high 71 wins in his first season leading the club. His other stints as a coach in the Tigers system include as Major League bullpen coach (2000, 2003-05) and third base coach (1999, 2001).
- Served as color analyst on Detroit games on UPN-50 during the 2002 season.
- Before taking a break from professional coaching, Parrish managed the Ogden Raptors of the Pioneer League (2006) and was named inaugural manager of the Great Lakes Loons of the Midwest League in 2007.
- He began the 1997 season on the coaching staff of Double A San Antonio in the Los Angeles Dodgers system, before earning a promotion to manager during the 1998 campaign.
- Spent the 1996 season as a roving catching instructor with Kansas City.
- Prior to his coaching career, Parrish played for the Tigers from 1977-86 after being selected with the club's first pick (16th overall) in the June 1974 MLB Draft. Parrish's legendary career helped bring the 1984 World Series Championship to Detroit, and ranks as one of the franchise's greatest backstops of all-time.
- In addition to three Gold Glove Awards (1983-85), he won the Silver Slugger Award at catcher six times (1980, 1982-84, 1986, 1990) and was a eight-time All-Star. Hit .252/.313/.440 over 1,988 career games, with 305 doubles, 27 triples, 324 home runs and 1070 RBI.
- Retired after a 19 season Major League career, spending time with the Tigers, Angels (1989-92), Mariners (1992), Indians (1993), Pirates (1994) and Blue Jays (1995).



# ALAN TRAMMELL

## SPECIAL ASSISTANT TO THE EXECUTIVE VICE PRESIDENT OF BASEBALL OPERATIONS & GM

Entering his seventh season as a special assistant to Executive Vice President of Baseball Operations and General Manager, Al Avila, the former Tigers manager and Baseball Hall of Famer remains integral to the organization's baseball operations.

- Named to his current position on November 3, 2014 after spending four years as the bench coach for the Arizona Diamondbacks.
- In his role, Trammell assists in coaching at both the Major and Minor League levels of the organization, is involved in baseball operations personnel meetings, travels throughout the Minor League system and participates in community relations engagements.
- Elected to the National Baseball Hall of Fame by the Modern Baseball Era Committee on December 10, 2017...was officially inducted on July 29, 2018 in Cooperstown, NY.
- Had his uniform #3 retired by the Tigers on August 26, 2018 at Comerica Park...became the eighth Tigers player to receive this honor.
- Served as the bench coach for the Chicago Cubs from 2007-10, helping the team to back-to-back NL Central Division titles in 2007-08.
- Became the 35th manager in Tigers history in October, 2002, leading the club from 2003-05.
- Spent three seasons as the first base coach of the San Diego Padres from 2000-02.
- Served in the Tigers organization as an assistant to baseball operations, focusing on player instruction and scouting, in 1997-98 and as the Tigers hitting coach in 1999.
- One of the best players in Tigers history, Trammell spent all 20 years of his playing career with the Tigers, hitting .285/.352/.415 with 185 home runs and 1,003 RBI in 2,293 games.
- One of only three players in franchise history to play 20-or-more seasons in a Tigers uniform, joining Ty Cobb and Al Kaline.
- Ranks in the top 10 of many Tigers all-time franchise records for position players, including: bWAR (5th, 70.7), stolen bases (5th, 236), games played (5th, 2,293), doubles (6th, 412), hits (7th, 2,365) and RBI (8th, 1,003).
- A six-time All-Star selection during his playing days (1980, 1984-85, 1987-88, 1990), he won four Gold Glove awards at shortstop (1980-81, 1983-84) and three Silver Slugger Awards as the top offensive shortstop (1987-88, 1990). Also accrued the most defensive bWAR (22.7) of any player in franchise history.
- Combined with teammate Lou Whitaker to hold the AL record after playing in 1,918 games together at shortstop and second base.
- Finished second in the balloting for American League Most Valuable Player in 1987, posting career bests with a .343 batting average, 205 hits, 28 home runs and 105 RBI while leading the Tigers to the American League East Division title.
- Earned Most Valuable Player honors during the 1984 World Series after hitting .450 (9x20) with two home runs and six RBI as the Tigers defeated the Padres in five games.
- Made his debut in 1977 at 19 years old after being selected in the second round of the 1976 MLB Draft.
- Inducted into the Michigan Sports Hall of Fame in 2000 and the San Diego Hall of Champions' Breitbard Hall of Fame and Polish-American Sports Hall of Fame in 1998.
- He and his wife, Barbara, have three adult children, Lance, Kyle and Jade.



# MIKE RUSSELL

**SPECIAL ASSISTANT TO THE  
EXECUTIVE VICE PRESIDENT OF  
BASEBALL OPERATIONS & GM**

In his 33rd season in professional baseball, Russell continues in his role as a Special Assistant to Executive Vice President of Baseball Operations and General Manager, Al Avila, after being named to the position on November 4, 2016.

- Spent two seasons in the Diamondbacks organization, serving as a Special Assistant to Senior Vice President... oversaw the team's Pro Scouting Department and advised on player trades and acquisitions.
- Prior to his tenure in Arizona, he worked on the Tigers Major League scouting staff from 2002-14...primary role was scouting National League Eastern Division teams and players, which aided in the acquisition of Miguel Cabrera from the Florida Marlins in 2007.
- Spent two seasons with the Toronto Blue Jays from 1994-96 as an area supervisor and Latin America scout, before a six-year stint with the Florida Marlins beginning in 1996 as an area supervisor and special assignment scout.
- Began his pro career as an area supervisor with the San Francisco Giants in 1988-89...returned to the Giants as a national crosschecker from 1991-93.
- Worked as a recruiting coordinator for the University of Tennessee in 1990.
- Has scouted for four World Series teams (1989 Giants, 1997 Marlins, and 2006 and 2012 Tigers) and signed seven Major League players, including Billy Koch, Cesar Izturis and Pat Rapp.
- Inducted into the Professional Baseball Scouts Hall of Fame in 2013.
- He and his wife, Jodi, have a daughter, Katie, and reside in Gulf Breeze, FL.



## DAN LUNETTA

### Director, Minor League Operations

Entering his 17th season with the Tigers organization, Lunetta was named the Director of Minor League Operations on December 8, 2004.

- Based out of Lakeland, FL, and oversees the day-to-day player development business/ administrative operations of the Minor League system, which includes the club's six U.S. based Minor League affiliates.
- Responsible for maintaining the player development system's compliance with Major League rules, and also oversees the Tigers entire baseball operations budget.
- Supervises the Florida baseball operations at TigerTown, including Spring Training, extended Spring Training, Gulf Coast League and Florida Instructional League, while he also served as the baseball operations point person for the Tigers renovation project at TigerTown in Lakeland.
- Lunetta was selected as the recipient of the 2016 Sheldon "Chief" Bender Award, presented to an individual in Minor League Baseball with distinguished service and a track record of being instrumental in player development.
- Prior to joining the Tigers organization he spent two seasons as a Special Assistant to the General Manager with the Montreal Expos (2002-03).
- Lunetta spent 10 seasons with the Florida Marlins, joining the organization as the Director of Minor League Administration on December 1, 1991, before being promoted to Director of Major League Administration on November 1, 1998.
- Served two seasons (1990-91) as the General Manager of Triple A Rochester in the International League.
- He spent the 1989 season as the Director of Team Travel and Spring Training Coordinator for the Cincinnati Reds, after serving the previous three seasons as the Director of Team Travel with Montreal (1986-88).
- Spent the 1985 season as the Director of Baseball Operations with Triple A Buffalo in the International League.
- Began his baseball career in 1980 as the General Manager of Single A Jamestown in the New York-Penn League, while also serving as the assistant spring training coordinator with Montreal.
- Lunetta was a 2014 Inductee into the Chautauqua County (NY) Sports Hall of Fame.
- A native of Jamestown, NY, Lunetta is a graduate of State University of New York at Brockport and resides in Lakeland, FL, with his wife, Jhoanna, and sons, Anthony and Samuel.



## SCOTT PLEIS

### Director, Amateur Scouting

- Enters his 14th season in the Tigers organization and the 11th full season in his current role...is responsible for the day-to-day activities of the club's amateur scouting department.
- Under his direction, the Tigers have selected a number of standout amateur players, including five who enter the 2021 season ranked among MLB Pipeline's top 25 prospects: INF Spencer Torkelson (No. 3), RHP Casey Mize (11), OF Riley Greene (21), LHP Tarik Skubal (24) and RHP Matt Manning (25).
- Pleis joined the Tigers as a national crosschecker following the 2007 season, a position he held until being named to his current position on August 6, 2010.
- Prior to joining the Tigers, Pleis served as the East Coast Crosschecker with the Chicago Cubs for three years (2005-07), and served as an area scout with the New York Yankees for 10 years (1995-2004).
- Was a fourth round draft selection by the Toronto Blue Jays in 1981, he played two seasons in the Blue Jays organization (1981-82), and three in the St. Louis Cardinals organization (1983-85), before retiring following the 1985 season.
- Pleis and his wife, Lisa, have two sons, Austin and Brock.



## CHERYL EVANS

### Director, Minor League and Scouting Administration

- Enters her 41st season in professional baseball and 17th with the Tigers after joining the club in February, 2005.
- Before joining the Tigers in 2005, she spent the previous three seasons as the Director of Minor League Administration with the Florida Marlins...joined the Marlins in 1991 as the administrative assistant to the scouting department, a position she held until being named manager of scouting administration following the 1998 season.
- She spent the 1990 and 1991 seasons as the administrative assistant to the scouting department with the Montreal Expos, where she also served as an office manager from 1985-89.
- Evans began her career in professional baseball while still in college as a seasonal employee at the Montreal Expos Spring Training home in West Palm Beach in 1969, and remained with the organization in that role until 1974.
- Currently resides in Lakeland, FL with her husband, Tom. They have two grown children and three grandchildren: son, Mike, and his wife, Karolyn, reside in Rutherfordton, NC with their son, Landry, while daughter, Cori, and her husband, Bryan, reside in Lakeland, FL with their daughter, Addi and son, Jake.





## TOM MOORE

### Director, International Operations

- Entering his 27th season in baseball and 16th season with the Tigers.
- Oversees all aspects of the Tigers international operations, which includes managing operations and signing bonus budgets as well as the international amateur and professional scouting efforts in Latin/South America, Asia, Australia and Europe.
- As director of the department, has been involved in scouting and signing of numerous big league players, including these players who appeared in the Major Leagues in 2020: Willy Adames, Anthony Castro, Harold Castro, Avisail García, Hernán Pérez, Gregory Soto and Eugenio Suárez.
- Joined the Tigers organization on November 30, 2005 as the Assistant Director of Professional and International Scouting...prior to joining the Tigers organization, Moore spent the previous 11 seasons with the Boston Red Sox, including four years as the Assistant Director of Professional and International Scouting and four years as the Assistant Director of Scouting.
- Began his baseball career in February, 1995 as an intern in the Boston Red Sox baseball operations department... in May of that year he took over the Major League video coordinator duties before joining the club full time as a baseball operations assistant in January, 1996.
- A 1995 graduate from Springfield College, Moore lives in Reading, MA with his wife, Kerri, sons, William and Timothy, and daughter, Emma.



## MIGUEL GARCIA

### Director, Latin American Operations

- Entering his 37th season in professional baseball and his 16th season with the Tigers after joining the organization on November 30, 2005.
- Garcia is responsible for all aspects of the club's baseball operations efforts in Venezuela and also responsible for the supervision of scouting efforts in Latin America and other special assignments.
- Among the players signed during his tenure are Sandy Baez, Harold Castro, Avisail García, Dixon Machado, Melvin Mercedes, Steven Moya, Jose Ortega, Hernán Pérez, Bruce Rondón, Gregory Soto and Eugenio Suárez, who all have seen action at the Major League level with the Tigers. Additionally, Garcia had a hand in signing Willy Adames, who reached the Major Leagues in 2018 with Tampa Bay.
- Prior to joining the Tigers organization, Garcia spent the previous four seasons as the Coordinator of Latin American Scouting for the Boston Red Sox and served as a scout and supervisor of operations in Venezuela with the Florida Marlins organization from 1997-2001.
- A lefthanded pitcher, Garcia was signed by the California Angels as a non-drafted free agent in 1984 and made his Major League debut with the club in 1987...in addition to his time with the Angels in 1987, Garcia saw action with the Pittsburgh Pirates in three seasons (1987-89).
- Garcia assisted current Tigers Executive Vice President of Baseball Operations and General Manager Al Avila with Florida's signing of Miguel Cabrera.
- Garcia and his wife, Adriana, reside in Wesley Chapel, FL, with their daughters, Mariangelica and Anacorina.





# DETROIT TIGERS **IMPACT** DURING COVID-19

APRIL THROUGH DECEMBER 2020

## \$1 MILLION

Ilitch family contribution for part-time staff relief



## 51,900 MASKS

donated to community partners



## \$250,000

donated by Rosangel and Miguel Cabrera



## 4,200

meals donated to youth through the Home Plate Project



nearly

## \$20,000

in support of local veterans



## OVER 100

front line workers honored throughout the season

To learn more about how the Detroit Tigers impact the community, visit [tigers.com/community](https://tigers.com/community)

---

# MANAGER & COACHING STAFF

---





# 14 A.J. HINCH

MANAGER

BORN: MAY 15, 1974

HOMETOWN: MIDWEST CITY, OK

**Opening Day Age:** 46**Former Position:** Catcher**Managerial Experience:** Seven Seasons - Arizona (2), Houston (5)**Postseason Highlights:** WS Championship (2017), AL Pennant (2019)

On October 30, 2020, A.J. Hinch was named the 39th manager in Detroit Tigers history. Hinch has one of the most diverse range of experiences of any manager in baseball, including having success in roles as a player, manager and front office executive since breaking into professional baseball in 1997.

- Enters the 2021 campaign with a 570-452 career managerial record after stints with Arizona (2009-10) and Houston (2015-19)...entering the 2021 campaign, he leads active Major League managers (min. seven seasons) in career win percentage at .558.
- Did not manage during the 2020 season while serving a one-year suspension from Major League Baseball.
- Under his leadership in his most recent managerial post in Houston, the Astros reached the playoffs four times in five seasons, including in his first year as manager in 2015...that playoff appearance snapped a nine-year drought for Houston, posting a 16-win improvement from the club's record the year before.
- En route to a franchise-record .594 winning percentage during his time with the Astros, Hinch led the club to 100-plus wins in three-straight seasons (2017-19), a World Series Championship (2017) and American League Pennant (2019).
- For his efforts during the 2017 season, he was named the *Baseball America* Manager of the Year and Esurance MLB Award as Major League Baseball's Best Manager...following his first season in Houston in 2015, he finished second in voting for 2015 BBWAA American League Manager of the Year Award.
- Managed the 2018 American League All-Star Team to a 10-inning, 8-6 victory at Nationals Park in Washington, D.C.
- His first managerial post was with Arizona, serving in the role for parts of the 2009 and 2010 seasons... he was 34 years-old at the time of his appointment, the youngest manager in the Major Leagues.
- Between his time as manager in Arizona and Houston (2011-14) he worked in San Diego's front office, serving as Vice President of Scouting and Assistant General Manager...in that role he oversaw all aspects of the club's professional scouting and medical departments, while assisting with the club's roster composition, player acquisitions, talent evaluation and contract negotiations.
- Had additional front office experience with Arizona, where he worked from 2005-09 following his retirement as a player...held multiple roles including Director of Player Development until being named the club's field manager in 2009.
- Had a seven-year Major League playing career, suiting up for 350 games between Oakland (1998-2000), Kansas City (2001-02), Detroit (2003) and Philadelphia (2004)...over his career, the catcher hit .219/.280/.356 with 28 doubles, 32 home runs and 112 RBI.
- During his lone season in Detroit, Hinch played for then-manager and current Special Assistant to the General Manager, Alan Trammell, batting .203 (15x74) with three homers and 11 RBI over 27 games.
- Was drafted three times as an amateur, eventually signing with Oakland after being selected in the third round of the 1996 MLB Draft.
- Played collegiately at Stanford University, where he established himself as one of the best catchers in the country...was a three-time All-American and All-Pac-10 team selection, and two-time Pac-10 Player of the Year, while leading the Cardinal to the College World Series in 1996 and finishing the season as a finalist for the Golden Spikes Award.
- During his time in Palo Alto, Hinch earned his Bachelor of Science in psychology and was a member of the 1996 bronze medal-winning U.S. Olympic Baseball Team.





## RECORD AS A MANAGER

Year	Club	League	W	L	Pct.	Div. Finish	Games +/-
2009	Arizona	National	58	75	.436	5th	+25.0
2010	Arizona	National	31	48	.392	5th	+27.0
2015	Houston	American	86	76	.531	2nd	+2.0
2016	Houston	American	84	78	.519	3rd	+11.0
2017	Houston	American	101	61	.623	1st	-21.0
2018	Houston	American	103	59	.636	1st	-6.0
2019	Houston	American	107	55	.660	1st	-10.0
AL TOTALS			481	329	.594		
NL TOTALS			89	123	.420		
MAJOR LEAGUE TOTALS			570	452	.558	(Seven Seasons)	

## RECORD AS A PLAYER

Year	Club	AVG	G	AB	R	H	TB	2B	3B	HR	RBI	SH	SF	HB	BB	SO	SB	CS	OBP	SLG	E
1997	Modesto	.309	95	333	70	103	194	25	3	20	73	4	4	11	42	68	8	3	.400	.583	0
	Edmonton	.376	39	125	23	47	66	7	0	4	24	0	0	3	20	13	2	0	.473	.528	0
1998	Oakland	.231	120	337	34	78	115	10	0	9	35	13	7	4	30	89	3	0	.296	.341	9
1999	Vancouver	.377	15	61	9	23	32	3	0	2	7	0	0	1	3	12	1	1	.415	.525	0
	Oakland	.215	76	205	26	44	71	4	1	7	24	9	1	2	11	41	6	2	.260	.346	5
2000	Sacramento	.266	109	417	65	111	156	23	2	6	47	2	5	7	45	67	5	5	.344	.374	0
	Oakland	.250	6	8	1	2	2	0	0	0	0	0	0	0	1	1	0	0	.333	.250	1
2001	Omaha	.321	45	168	28	54	98	14	0	10	33	0	1	1	11	33	1	0	.365	.583	0
	Kansas City	.157	45	121	10	19	40	3	0	6	15	1	1	3	8	26	1	1	.226	.331	3
2002	Kansas City	.249	72	197	25	49	79	7	1	7	27	2	0	3	18	35	3	3	.321	.401	4
2003	Toledo	.259	55	185	20	48	77	15	1	4	23	2	1	4	13	38	0	1	.320	.416	0
	DETROIT	.203	27	74	7	15	29	3	1	3	11	1	2	2	3	18	0	0	.247	.392	2
2004	Scranton/WB	.230	77	265	21	61	78	9	1	2	32	1	3	8	24	48	0	0	.310	.294	0
	Philadelphia	.182	4	11	1	2	3	1	0	0	0	0	0	0	4	0	0	0	.182	.273	0
2005	Scranton/WB	.279	85	269	30	75	103	15	2	3	44	2	4	9	22	45	0	0	.349	.383	8
MINOR LEAGUE TOTALS		.286	520	1,823	266	522	804	111	9	51	283	11	18	44	180	324	17	10	.361	.441	8
MAJOR LEAGUE TOTALS		.219	350	953	104	209	339	28	3	32	112	26	11	14	71	214	13	6	.280	.356	24



# 53 SCOTT COOLBAUGH

HITTING COACH

BORN: JUNE 13, 1966
HOMETOWN: BINGHAMTON, NY

Opening Day Age: 54

Former Position: Infielder

Years as Professional Player: 13 (1987-1999)

Enters his first season on the Tigers coaching staff as the club's hitting coach, after serving as the assistant hitting coach for the Chicago White Sox during the 2020 season.

- Has over 20 years of experience as a professional hitting coach between 1999 and present, recently helping to develop and grow some of the sport's most successful players.
- Working with White Sox hitters during the 2020 season, the club posted one of the best offensive campaigns in recent memory...as a team they ranked among the American League leaders in many offensive categories, including: first in slugging percentage (.453) and average fly ball distance (328.6 feet), second in batting average (.261), and tied for third in extra-base hits (196)...slugger José Abreu also earned AL Most Valuable Player honors following the season.
- Spent 2019 with Triple A Oklahoma City as hitting coach, working closely with young Dodgers talent such as top prospect Gavin Lux, who was *Baseball America's* Minor League Player of the Year that season...the club also ranked third in the Pacific Coast League in walks (573).
- Was the Major League hitting coach for Baltimore from 2015-18...during his tenure with the Orioles, the club had the third-highest home run total (890) of any in the Major Leagues, while also ranking eighth in total bases (9,367) and ninth in slugging percentage (.423)...Baltimore led baseball with 253 homers in 2016, and seven Orioles hit 20-plus longballs in 2017.
- Spent eight seasons (2007-14) in the Texas organization as a hitting instructor, including time as the



## 2021 TIGERS

Major League hitting coach from June of 2011 through the end of the 2012 season...in 2011, the Rangers led the big leagues in batting average (.283), and won the American League pennant...Texas led baseball in runs scored (808) and ranked second in the AL in batting average (.272) during the 2012 campaign.

- Prior to joining the Major League staff with the Rangers, he worked as a hitting coach in the club's Minor League system from 2007-11, including time with Double A Frisco (2007-08), Triple A Oklahoma City (2009-10) and Triple A Round Rock (2011, 13)...began his coaching career in the Arizona system from 1999-2004.
- The former third baseman played in parts of four seasons in the Major Leagues, spending time with Texas (1989-1990), San Diego (1991) and St. Louis (1994)...posted a combined .215/.281/.310 slashline with eight homers and 41 RBI over 167 career games.
- Originally drafted by Texas in the third round of the 1987 MLB Draft out of the University of Texas...was an All-American with the Longhorns, hitting .361 with 15 home runs as a junior in 1987...his .351 career batting average ranks as the 13th highest in school history.
- Serves on the Board of Directors for Diamond Dreams, a non-profit organization that honors the memory of his brother, Mike, by promoting safety in the game of baseball and providing support to members of the baseball community in need...Mike Coolbaugh died while coaching first base for the Tulsa Drillers in July of 2007.

### RECORD AS A MANAGER

Year	Club	League	W	L	Pct.	Div. Finish	Games +/-
2000	High Desert	California	48	92	.436	5th	-41.0
2001	Lancaster	California	61	79	.436	5th	-30.0
2003	El Paso	Texas	67	73	.479	3rd	-21.5
2004	El Paso	Texas	48	89	.350	4th	-36.5
MINOR LEAGUE TOTALS			224	333	.402		

### RECORD AS A PLAYER

Year	Club	AVG	G	AB	R	H	TB	2B	3B	HR	RBI	SH	SF	HB	BB	SO	SB	CS	OBP	SLG	E
1987	Port Charlotte	.275	66	233	27	64	91	21	0	2	20	1	2	0	24	56	0	1	.340	.291	16
1988	Tulsa	.270	136	470	52	127	189	15	4	13	75	2	8	1	76	79	2	4	.368	.402	25
1989	Oklahoma City	.260	144	527	66	137	219	28	0	18	74	2	3	2	57	93	1	2	.333	.416	30
	<b>Texas</b>	<b>.275</b>	<b>25</b>	<b>51</b>	<b>7</b>	<b>14</b>	<b>21</b>	<b>1</b>	<b>0</b>	<b>2</b>	<b>7</b>	<b>1</b>	<b>1</b>	<b>0</b>	<b>4</b>	<b>12</b>	<b>0</b>	<b>0</b>	<b>.321</b>	<b>.412</b>	<b>2</b>
1990	Oklahoma City	.225	76	293	39	66	105	17	2	6	30	0	3	1	27	62	0	1	.290	.358	15
	<b>Texas</b>	<b>.200</b>	<b>67</b>	<b>180</b>	<b>21</b>	<b>36</b>	<b>48</b>	<b>6</b>	<b>0</b>	<b>2</b>	<b>13</b>	<b>4</b>	<b>1</b>	<b>1</b>	<b>15</b>	<b>47</b>	<b>1</b>	<b>0</b>	<b>.264</b>	<b>.267</b>	<b>10</b>
1991	Las Vegas	.287	60	209	29	60	94	9	2	7	29	0	2	0	34	53	2	2	.384	.450	19
	<b>San Diego</b>	<b>.217</b>	<b>60</b>	<b>180</b>	<b>12</b>	<b>39</b>	<b>55</b>	<b>8</b>	<b>1</b>	<b>2</b>	<b>15</b>	<b>4</b>	<b>1</b>	<b>1</b>	<b>19</b>	<b>45</b>	<b>0</b>	<b>3</b>	<b>.294</b>	<b>.306</b>	<b>7</b>
1992	Las Vegas	.241	65	199	30	48	89	13	2	8	39	1	1	3	19	52	0	0	.315	.447	7
	Nashville	.255	59	188	25	48	77	8	3	5	23	2	5	0	32	50	3	2	.356	.410	0
1993	Rochester	.245	118	421	52	103	191	26	4	18	67	1	2	2	27	110	0	0	.292	.454	23
1994	Louisville	.303	94	333	60	101	195	25	6	19	75	0	4	10	39	69	3	5	.389	.586	14
	<b>St. Louis</b>	<b>.190</b>	<b>15</b>	<b>21</b>	<b>4</b>	<b>4</b>	<b>10</b>	<b>0</b>	<b>0</b>	<b>2</b>	<b>6</b>	<b>0</b>	<b>1</b>	<b>0</b>	<b>1</b>	<b>4</b>	<b>0</b>	<b>0</b>	<b>.217</b>	<b>.476</b>	<b>0</b>
1995	Hanshin	.278	127	468	56	130	223	25	1	22	77	1	6	4	53	102	1	5	.352	.476	-
1996	Hanshin	.210	48	167	14	35	47	4	1	2	16	0	1	1	13	39	1	0	.269	.281	-
	Ottawa	.208	58	173	20	36	59	12	1	3	22	1	4	0	23	37	2	2	.295	.341	4
1997	Birmingham	.289	68	235	35	68	119	18	0	11	50	0	4	4	37	60	0	0	.389	.506	7
1998	Hyundai	.317	115	410	68	130	237	27	1	26	97	0	5	5	51	102	-	-	.395	.578	-
1999	El Paso	.279	18	61	12	17	29	3	0	3	17	0	0	0	13	9	1	0	.405	.475	5
	Tucson	.255	74	212	28	54	91	14	1	7	31	1	4	2	32	49	1	1	.352	.429	10
MINOR LEAGUE TOTALS		.261	1036	3554	475	929	1658	209	24	120	552	11	42	25	440	779	15	20	.343	.436	187
INTERNATIONAL TOTALS		.282	290	1045	138	295	507	56	3	50	190	2	12	10	117	243	2	5	.356	.485	-
MAJOR LEAGUE TOTALS		.215	167	432	44	93	134	15	1	8	41	9	4	2	39	108	1	3	.281	.310	19

### TIGERS CATCHERS STOPPING THE RUNNING GAME

The following is a list of top five Tigers catchers in throwing out baserunners attempting to steal (catcher caught stealings only) during a single season since the statistic started being tracked in 1975:

Player	Year	SB	CS	%
Lance Parrish	1984	44	37	45.7
Ivan Rodriguez	2006	25	21	45.7
Lance Parrish	1982	54	44	44.9
Lance Parrish	1983	57	46	44.7
Ivan Rodriguez	2005	33	26	44.1

Courtesy of STATS LLC



# 27 JOSÉ CRUZ JR.

MAJOR LEAGUE COACH

BORN: APRIL 19, 1974

HOMETOWN: ARROYO, PR

Opening Day Age: 46

Former Position: Outfielder

Years as Professional Player: 14 (1995–2008)

The 12-year Major League veteran enters his first season with the Tigers in his role as Major League coach. The appointment marks his first on a Major League coaching staff.

- Will focus on hitting instruction and work with the team's outfielders in his role with the club.
- While his post with the Tigers marks his first Major League coaching assignment, he's held a variety of other roles around the sport since retiring as a player in 2008...in 2013 he joined the Major League Baseball Players Association's player services department, and was later an analyst for ESPN's baseball coverage.
- Originally selected by Seattle with the No. 3 pick in the 1995 MLB Draft, he batted .247/.337/.445 over the course of his career, slugging 204 home runs, 252 doubles and 36 triples...he also stole 113 bases over 1,388 career games played.
- Among the 181 players that had over 1,000 at-bats during the span of his career (1997-2008), he stood out as having advanced speed, plate discipline and fielding skills, ranking No. 32 in walk rate (12.1%), No. 33 in triples and No. 46 in stolen bases...of the 24 players over that span who logged at least 11,000.0 innings in the outfield, he ranked No. 12 with a .986 fielding percentage after committing just 40 errors... committed just two errors in 360 total chances during his 2003 campaign with San Francisco, earning himself a National League Gold Glove.
- Hit .353 with a .476 on-base percentage over five games during the 2006 World Baseball Classic, helping Team Puerto Rico to the second round of play.
- Hailing from one of the largest baseball families in the sport's history, he enters the 2021 season with eight relatives having played professional baseball, including his father, who is in the Houston Astros Hall of Fame...his son, Trei, was drafted by the Tigers in the third round of the 2020 MLB Draft.

**RECORD AS A PLAYER**

Year	Club	AVG	G	AB	R	H	TB	2B	3B	HR	RBI	SH	SF	HB	BB	SO	SB	CS	OBP	SLG	E
1995	Everett	.455	3	11	6	5	5	0	0	2	0	0	0	0	3	3	1	0	.571	.455	0
	Riverside	.257	35	144	34	37	67	7	1	7	29	0	2	0	24	50	3	1	.359	.465	3
1996	Lancaster	.325	53	203	38	66	103	17	1	6	43	0	6	0	39	33	7	1	.423	.507	1
	Port City	.282	47	181	39	51	74	10	2	3	31	0	1	0	27	38	5	0	.373	.409	1
	Tacoma	.237	22	76	15	18	41	1	2	6	15	1	0	0	18	12	1	1	.383	.539	0
1997	Tacoma	.268	50	190	33	51	89	16	2	6	30	1	0	1	34	44	3	0	.382	.468	0
	Seattle	.268	49	183	28	49	99	12	1	12	34	1	1	0	13	45	1	0	.315	.541	3
	Toronto	.231	55	212	31	49	98	7	0	14	34	0	4	0	28	72	6	2	.316	.462	2
1998	Syracuse	.298	40	141	29	42	79	14	1	7	23	0	1	0	32	32	8	4	.425	.560	0
	Toronto	.253	105	352	55	89	142	14	3	11	42	0	4	0	57	99	11	4	.354	.403	3
1999	Syracuse	.184	31	103	17	19	33	3	1	3	14	0	1	0	28	20	5	0	.356	.320	0
	Toronto	.241	106	349	63	84	151	19	3	14	45	1	0	0	64	91	14	4	.358	.433	3
2000	Toronto	.242	162	603	91	146	281	32	5	31	76	2	3	2	71	129	15	5	.323	.466	3
2001	Toronto	.274	146	577	92	158	306	38	4	34	88	2	2	1	45	138	32	5	.326	.530	3
2002	Toronto	.245	124	466	64	114	204	26	5	18	70	1	4	0	51	106	7	1	.317	.438	2
2003	San Francisco	.250	158	539	90	135	223	26	1	20	68	2	7	0	102	121	5	8	.366	.414	2
2004	Tampa Bay	.242	153	545	76	132	236	25	8	21	78	5	8	2	76	117	11	6	.333	.433	10
2005	Tucson	.333	1	3	1	1	2	1	0	0	1	0	0	0	0	1	0	0	.333	.667	0
	Arizona	.213	64	202	23	43	88	9	0	12	28	0	1	0	42	54	0	1	.347	.436	2
	LOS ANGELES (NL)	.301	47	156	23	47	83	14	2	6	22	0	0	0	23	43	0	1	.391	.532	5
	Boston	.250	4	12	0	3	4	1	0	0	0	0	0	0	1	4	0	0	.308	.333	0
2006	LOS ANGELES (NL)	.233	86	223	34	52	85	16	1	5	17	4	3	0	43	54	5	1	.353	.734	0
2007	Scranton W-B	.274	16	62	12	17	24	4	0	1	7	0	0	0	9	12	3	0	.366	.387	0
	San Diego	.234	91	256	37	60	96	12	3	6	21	5	1	0	31	65	6	1	.316	.375	1
2008	Houston	.122	38	49	6	6	7	1	0	0	1	0	0	0	11	9	0	0	.283	.143	0
MINOR LEAGUE TOTALS		.276	298	1114	224	307	517	73	10	39	195	23	38	1	214	245	36	7	.390	.464	6
MAJOR LEAGUE TOTALS		.247	1388	4624	713	1167	2103	252	36	204	624	23	38	5	658	1147	113	39	.337	.445	16



# 52 CHRIS FETTER

## PITCHING COACH

BORN: DECEMBER 23, 1985

HOMETOWN: CARMEL, IN

Opening Day Age: 35

Former Position: Righthanded Pitcher

Years as Professional Player: 4 (2009-2012)

Enters his first season on the Tigers coaching staff, serving as pitching coach. Though he is one of the youngest coaches in the Major Leagues, Fetter has a wealth of experience across baseball, including most recently as the pitching coach at the University of Michigan for three seasons (2018-20).

- Established as one of the brightest pitching minds in college baseball, he helped the Wolverines identify and develop elite pitchers, aiding the team's run to the College World Series Finals in 2019...during that 2019 run, his staff was ranked 10th in the nation and led the Big Ten Conference with a 3.46 ERA (635.0IP/344ER), while finishing seventh in the nation with just 7.44 hits allowed per game.
- Under his tutelage at Michigan, his alma mater, the team had a trio of pitchers drafted in the top three rounds of each the 2019 and 2020 MLB Drafts.
- Prior to his time with the Wolverines, he was the Minor League pitching coordinator with the Dodgers (2016-17), pitching coach at Ball State University (2016-17), professional scout with the Angels (2013-15) and assistant pitching coach for Double A San Antonio (2013).
- He and Tigers manager A.J. Hinch crossed paths while both were in the San Diego organization, where Fetter was a righthanded pitcher from 2009-12 and Hinch was the Vice President of Scouting and Assistant General Manager from 2011-14.
- During his four seasons in professional baseball as a player, he posted a combined 6-11 record and 3.56 ERA (179.2IP/71ER) at the Single A level, striking out 162 and walking just 49.
- He was a standout player at Michigan, earning All-Big Ten honors three times and helping the team to three conference championships and four NCAA tournament appearances...his 332.1 innings pitched ranks as the highest total in school history, while his 28 career wins and 281 career strikeouts each rank as the third-highest.
- Following his college career he was drafted in the ninth round of the MLB Draft by San Diego.

**RECORD AS A PLAYER**

Year	Club	W-L	ERA	G	GS	CG	SHO	SV	IP	H	BF	R	ER	HR	HB	BB	SO	WP	BK	AVG
2009	Eugene	2-0	1.33	14	6	0	6	40.2	24	154	6	6	0	0	8	54	3	0	.164	
	Fort Wayne	2-1	2.22	5	4	0	1	24.1	26	97	6	6	0	0	6	21	2	0	.286	
2010	Lake Elsinore	1-1	6.00	4	4	0	0	21.0	27	96	16	14	6	0	9	14	0	0	.314	
2011	Lake Elsinore	1-6	5.80	13	11	0	0	49.2	70	227	41	32	7	2	9	43	6	0	.329	
2012	Eugene	0-0	2.08	6	6	0	0	17.1	13	73	5	4	2	0	5	11	1	0	.200	
	Fort Wayne	0-1	2.20	6	3	0	0	16.1	17	68	7	4	0	1	6	13	2	0	.283	
	Lake Elsinore	0-2	4.35	3	3	0	0	10.1	13	50	8	5	2	0	6	6	1	0	.295	
<b>MINOR LEAGUE TOTALS</b>		<b>6-11</b>	<b>3.56</b>	<b>51</b>	<b>37</b>	<b>0</b>	<b>7</b>	<b>179.2</b>	<b>190</b>	<b>705</b>	<b>89</b>	<b>71</b>	<b>17</b>	<b>3</b>	<b>49</b>	<b>162</b>	<b>15</b>	<b>0</b>	<b>.270</b>	

**CONSECUTIVE ONE-RUN WINS BY THE TIGERS**

All eight of Detroit's wins during a 12-game stretch from July 31-August 13, 2011, were by one run. It marked the longest such streak of victories in Tigers history. The following list contains the longest streaks of one-run wins in franchise history.

Year	Streak	Dates
2011	Eight	July 31-August 13
1944	Seven	July 18-29
1917	Six	June 9-21
1972	Six	September 6-16
1976	Six	August 11-23



# 18 CHIP HALE

## THIRD BASE COACH

BORN: DECEMBER 2, 1964

HOMETOWN: SAN JOSE, CA

Opening Day Age: 56

Former Position: Infielder

Years as Professional Player: 12 (1987-1998)

Hale joins the coaching staff in Detroit in 2021, wearing the Olde English 'D' for the first time. One of the most experienced coaches in the game, Hale has served in a variety of roles during his 34 seasons in professional baseball.

- Most recently was a member of the Washington coaching staff, helping lead the club to a World Series Championship as bench coach in 2019...served as bench coach from 2018-19 and third base coach in 2020.
- Prior to his time with Washington he spent two seasons as Arizona's manager, posting a combined 148-176 record...the appointment marked his first Major League managerial post...crossed paths with Tigers skipper A.J. Hinch when they both worked with the Diamondbacks.
- Spent four seasons as a coach with the Major League staff in Oakland, including as third base coach (2017) and bench coach (2012-14)...also served as the third base coach with the New York Mets for a pair of seasons (2010-11).
- From 2007-09 he played a prominent role as third base coach and infield instructor with Arizona, including during the club's 2007 National League West Division championship run.
- Prior to his Major League coaching roles he spent six seasons as manager in Arizona's Minor League system...capped his Minor League managerial career by leading Triple A Tucson to the 2006 Pacific Coast League title and Triple A national championship with a franchise-best 91-53 record.
- Led Double A El Paso to a standout 76-62 record during the 2002 season and Rookie League Missoula to the Pioneer League's Northern Division second-half championship in 2001...following that 2001 season he was named *Baseball America's* Rookie-Level Manager of the Year.
- Transitioned to coaching following a seven-year Major League playing career, comprised of six seasons with Minnesota (1989-96) and one with the Dodgers (1997)...the infielder posted a career slashline of .277/.346/.363 with 35 extra-base hits and 78 RBI.
- Was drafted by the Twins in the 17th round of the 1987 MLB Draft out of the University of Arizona, where he started every game of his collegiate career - establishing a record that wouldn't be broken until 2001...established school records for career hits and walks, and batted .345 for the 1986 Wildcat team that won the College World Series.

### RECORD AS A MANAGER

Year	Club	League	W	L	Pct.	Position	Games +/-
2000	Missoula	Pioneer	44	32	.579	1st	+2.0
2001	Missoula	Pioneer	52	24	.684	1st	+5.5
2002	El Paso	Texas	76	62	.551	1st	+1.5
2004	Tucson	Pacific Coast	74	70	.514	2nd	-5.0
2005	Tucson	Pacific Coast	68	76	.472	T-2nd	-12.0
2006	Tucson	Pacific Coast	91	53	.632	1st	+13.0
2015	Arizona	National	79	83	.488	3rd	-13.0
2016	Arizona	National	69	93	.426	4th	-22.0
MINOR LEAGUE TOTALS			405	317	.561	(Six Seasons)	
MAJOR LEAGUE TOTALS			148	176	.457	(Two Seasons)	


### RECORD AS A PLAYER

Year	Club	AVG	G	AB	R	H	TB	2B	3B	HR	RBI	SH	SF	HB	BB	SO	SB	CS	OBP	SLG	E
1987	Kenosha	.345	87	339	65	117	164	12	7	7	65	0	7	4	33	26	3	3	.402	.484	10
1988	Orlando	.261	133	482	62	126	181	20	1	11	65	5	3	3	64	31	8	3	.350	.376	23
1989	Portland	.273	108	411	49	112	152	16	9	2	34	5	2	1	35	55	3	2	.330	.370	10
	Minnesota	.209	28	67	6	14	17	3	0	0	4	1	2	0	1	6	0	0	.214	.254	1
1990	Portland	.280	130	479	71	134	171	24	2	3	40	7	7	1	68	57	6	6	.366	.357	13
	Minnesota	.000	1	2	0	0	0	0	0	0	2	0	2	0	1	0	0	0	.000	.000	0
1991	Portland	.241	110	352	45	85	110	16	3	1	37	5	5	0	47	22	3	3	.327	.313	9
1992	Portland	.285	132	474	77	135	179	25	8	1	53	4	6	0	73	45	3	3	.376	.378	9



## 2021 TIGERS

1993	Portland	.280	55	211	37	59	83	15	3	1	24	3	1	0	21	13	2	1	.343	.393	11
	<b>Minnesota</b>	<b>.333</b>	<b>69</b>	<b>186</b>	<b>25</b>	<b>62</b>	<b>79</b>	<b>6</b>	<b>1</b>	<b>3</b>	<b>27</b>	<b>2</b>	<b>1</b>	<b>6</b>	<b>18</b>	<b>17</b>	<b>2</b>	<b>1</b>	<b>.408</b>	<b>.425</b>	<b>4</b>
1994	<b>Minnesota</b>	<b>.263</b>	<b>67</b>	<b>118</b>	<b>13</b>	<b>31</b>	<b>43</b>	<b>9</b>	<b>0</b>	<b>1</b>	<b>11</b>	<b>1</b>	<b>2</b>	<b>1</b>	<b>16</b>	<b>14</b>	<b>0</b>	<b>2</b>	<b>.350</b>	<b>.364</b>	<b>3</b>
1995	Salt Lake	.286	16	49	5	14	18	4	0	0	2	0	0	0	7	5	0	1	.375	.367	0
	<b>Minnesota</b>	<b>.262</b>	<b>69</b>	<b>103</b>	<b>10</b>	<b>27</b>	<b>37</b>	<b>4</b>	<b>0</b>	<b>2</b>	<b>18</b>	<b>0</b>	<b>0</b>	<b>0</b>	<b>11</b>	<b>20</b>	<b>0</b>	<b>0</b>	<b>.333</b>	<b>.359</b>	<b>0</b>
1996	<b>Minnesota</b>	<b>.276</b>	<b>85</b>	<b>87</b>	<b>8</b>	<b>24</b>	<b>32</b>	<b>5</b>	<b>0</b>	<b>1</b>	<b>16</b>	<b>0</b>	<b>1</b>	<b>0</b>	<b>10</b>	<b>6</b>	<b>0</b>	<b>0</b>	<b>.347</b>	<b>.368</b>	<b>0</b>
1997	Albuquerque	.267	88	247	43	66	88	16	0	2	30	4	2	2	58	26	3	3	.408	.356	3
	LOS ANGELES (NL)	<b>.083</b>	<b>14</b>	<b>12</b>	<b>0</b>	<b>1</b>	<b>1</b>	<b>0</b>	<b>0</b>	<b>0</b>	<b>0</b>	<b>0</b>	<b>0</b>	<b>0</b>	<b>2</b>	<b>4</b>	<b>0</b>	<b>0</b>	<b>.214</b>	<b>.083</b>	<b>0</b>
1998	Memphis	.268	132	411	60	110	155	21	0	8	66	4	3	0	62	37	1	3	.361	.377	7
MINOR LEAGUE TOTALS		.277	991	3455	514	958	1301	169	33	36	416	37	36	11	468	317	32	28	.362	.377	96
MAJOR LEAGUE TOTALS		.277	333	575	62	159	209	27	1	7	78	4	8	7	58	68	2	3	.346	.363	8



# 26 GEORGE LOMBARD

BENCH COACH

BORN: SEPTEMBER 14, 1975

HOMETOWN: ATLANTA, GA

Opening Day Age: 45

Former Position: Outfielder

Years as Professional Player: 16 (1994-2009)

Lombard joins the Tigers coaching staff for his first season as bench coach, after serving as the first base coach with the Dodgers for the previous five years. His transition to coaching came following a 16-year playing career in professional baseball.

- His 2020 campaign served as a career highlight, helping the Dodgers to a World Series championship... also coached the club's baserunners and outfielders, helping a number of elite players develop and excel at the Major League level.
- Prior to his time with the Dodgers he spent the 2015 season as Atlanta's Minor League field coordinator, preceded by parts of six seasons working in the Red Sox player development system.
- With Boston he served three years as the organization's Minor League outfield and baserunning coordinator (2013-15), two as the manager of the Gulf Coast League Red Sox (2011-12) and one as the hitting coach for Single A Lowell (2010)...as manager of the GCL Red Sox his teams went 59-61, and the 2012 club reached the GCL finals.
- Prior to becoming a coach he played six seasons in the Major Leagues, including three seasons with Atlanta (1998-2000) and one each with Detroit (2002), Tampa Bay (2003) and Washington (2006)...over his career in the big leagues he batted .281/.340/.621, knocking 12 doubles, three triples and eight home runs, while driving in 21 RBI and stealing 23 bases.
- During his 2002 campaign with the Tigers he established career highs with 72 games played, 58 hits, 11 doubles, three triples, five homers and 13 RBI.
- Played 1,213 Minor League games in his career, combining to post a .262/.355/.437 slashline, with 212 doubles, 55 triples, 143 home runs and 540 RBI...went 318-for-408 in stolen base attempts over that span, and committed just three errors in 2,015.1 innings played to post a .994 fielding percentage.
- Was an All-American high school running back who signed to play football and baseball at the University of Georgia before opting to begin his professional baseball career...was drafted by Atlanta in the second round of the 1994 MLB Draft out of The Lovett School (GA).
- His late mother, Posy, was a civil rights activist who marched alongside Dr. Martin Luther King Jr., among many other courageous and selfless acts to promote equality.

### RECORD AS A MANAGER

Year	Club	League	W	L	Pct.	Div. Finish	Games +/-
2011	GCL Red Sox	Gulf Coast	27	33	.450	3rd	-11.0
2012	GCL Red Sox	Gulf Coast	34	26	.567	1st	+1.0
MINOR LEAGUE TOTALS			61	59	.508		



RECORD AS A PLAYER

Year	Club	AVG	G	AB	R	H	TB	2B	3B	HR	RBI	SH	SF	HB	BB	SO	SB	CS	OBP	SLG	E
1994	Braves GCL	.140	40	129	10	18	20	2	0	0	5	0	0	3	18	47	10	4	.260	.155	2
1995	Macon	.272	98	379	69	103	123	15	1	1	42	15	6	12	34	60	39	12	.346	.325	2
	Eugene	.252	68	262	38	66	92	5	3	5	19	2	1	5	23	91	35	13	.323	.351	3
1996	Macon	.245	116	444	76	109	186	16	8	15	51	8	2	7	36	122	24	17	.311	.419	7
	Toledo	.429	9	28	8	12	19	1	0	2	6	0	0	2	3	4	0	2	.515	.679	2
1997	Durham	.264	131	462	65	122	203	25	7	14	72	2	2	9	66	145	35	7	.365	.439	9
	Atlanta	.333	6	6	2	2	5	0	0	1	1	0	0	0	0	1	1	0	.333	.833	0
	Greenville	.308	122	422	84	130	229	25	4	22	65	5	4	5	71	140	35	5	.410	.543	10
1999	Atlanta	.333	6	6	1	2	2	0	0	0	0	0	0	0	1	2	2	0	.429	.333	0
	Richmond	.206	74	233	25	48	86	11	3	7	29	0	0	3	35	98	21	6	.317	.369	3
2000	Atlanta	.103	27	39	8	4	4	0	0	0	2	0	0	1	14	4	0	0	.146	.103	0
	Richmond	.276	112	424	72	117	186	25	7	10	48	5	3	6	55	130	32	9	.365	.439	6
2001	Richmond	.318	13	44	7	14	30	2	1	4	8	1	0	2	6	14	3	2	.423	.682	0
2002	Richmond	.308	11	39	10	12	21	4	1	1	5	0	0	1	5	12	2	0	.400	.538	0
	Greenville	.280	8	25	4	7	16	0	0	3	5	1	0	1	5	6	2	0	.419	.640	0
	Detroit	.241	72	241	34	58	90	11	3	5	13	7	1	1	20	78	13	2	.300	.373	3
2003	Tampa Bay	.216	13	37	8	8	12	1	0	1	4	0	0	1	0	6	1	0	.237	.324	1
	Durham	.267	112	438	57	117	201	25	4	17	64	6	2	6	45	143	23	6	.342	.459	3



# 61

## JUAN NIEVES

ASSISTANT PITCHING COACH

BORN: JANUARY 5, 1965      HOMETOWN: SANTURCE, PR

Opening Day Age: 56

Former Position: Pitcher

Years as Professional Player: 9 (1983-1990, 1998)

Joining the Tigers Major League coaching staff for his first season, Nieves enters his third season in the organization. With vast experience coaching at the Major and Minor League levels, Nieves will work hand-in-hand with pitching coach Chris Fetter to maximize the potential of the club's pitchers.

- Was named the pitching coach at Triple A Toledo for the previous two seasons, but spent 2020 working at the club's alternate training site due to the COVID-19 pandemic.
- Prior to joining the Tigers organization he spent three seasons on the Major League staff with Miami, serving as pitching coach...was also the Major League pitching coach with Boston for three seasons (2013-15) and bullpen coach with the White Sox for five seasons (1992-1996).
- Spent nine seasons as a Minor League coach in the White Sox system (1999-2007) and five seasons in the Yankees system (1992-1996).
- Originally signed by Milwaukee in 1983, he later became the second-youngest player in Major League history to throw a no-hitter, completing the feat on April 15, 1987 against Baltimore...over three seasons with the Brewers he posted a combined 32-25 record and 4.71 ERA (490.2IP/257ER), striking out 352 and walking 227.
- Prior to signing with Milwaukee he played at Avon Old Farms High School (CT), where he posted a career 19-1 record with a 1.05 ERA.

RECORD AS A PLAYER

Year	Club	W-L	ERA	G	GS	CG	SHO	SV	IP	H	BF	R	ER	HR	HB	BB	SO	WP	BK	AVG
1983	Beloit	7-1	1.30	12	10	2	2	0	69.1	43	---	11	10	5	2	15	89	0	2	---
1984	Stockton	10-3	3.54	24	24	5	1	0	139.2	137	---	75	55	7	11	63	133	8	1	---
1985	El Paso	8-2	3.53	17	17	5	2	0	120.0	106	---	53	47	10	0	44	91	2	0	---
	Vancouver	8-3	3.80	12	12	0	0	0	68.2	56	---	30	29	9	2	44	54	0	0	---
1986	Milwaukee	11-12	4.92	35	33	4	3	0	184.2	224	834	124	101	17	1	77	116	3	1	.299
1987	Milwaukee	14-8	4.88	34	33	3	1	0	195.2	199	867	112	106	24	2	100	163	4	0	.264
1988	Denver	0-2	2.29	5	3	0	0	0	19.2	11	---	5	5	0	0	7	14	1	2	---
	Milwaukee	7-5	4.08	25	15	1	1	1	110.1	84	458	53	50	13	1	50	73	1	3	.208
1989	Denver	2-1	6.43	3	3	0	0	0	14.0	9	---	10	10	1	0	11	8	0	1	---
1990	Beloit	2-3	3.99	7	7	0	0	0	29.1	29	---	17	13	1	1	6	22	4	0	---
1998	Sioux Falls*	0-3	8.06	5	5	0	0	0	25.2	31	120	25	23	3	1	19	13	1	0	---
	MINOR LEAGUE TOTALS	37-15	3.30	80	76	12	5	0	460.2	391	---	201	169	43	16	190	411	15	6	---
	MAJOR LEAGUE TOTALS	32-25	4.71	94	81	8	5	1	490.2	507	2159	289	257	54	4	227	352	8	4	.266

\*Statistics don't count towards career totals



# 88 JOSH PAUL

## QUALITY CONTROL COACH

BORN: MAY 19, 1975

HOMETOWN: EVANSTON, IL

Opening Day Age: 45

Former Position: Catcher

Years as Professional Player: 13 (1996-2008)

Enters his second season in the Tigers organization after being named as the quality control coach on November 12, 2019. Also coaches the club's catchers, and works closely with the baseball analytics department.

- Prior to joining the Tigers, he spent the previous two seasons as the bench coach for the Los Angeles Angels.
- Served in a variety of roles for the New York Yankees from 2009-17, including as the Club's Minor League catching coordinator from 2015-17 and as a professional scout from 2011-14.
- Began his coaching career as the manager for Single A Staten Island from 2009-10...the 2010 team featured several future Major Leaguers.
- A second round selection of the Chicago White Sox in the 1996 MLB Draft out of Vanderbilt University, Paul played parts of nine seasons in the Majors, including with the White Sox (1999-2003), Chicago Cubs (2003), Angels (2004-05) and Tampa Bay Devil Rays (2006-07).
- Was inducted into the Cape Cod League Hall of Fame in 2006 as the only player in league history to win the batting title, MVP Award and Outstanding Pro Prospect Award in the same season (1995).

**RECORD AS A MANAGER**

Year	Club	League	W	L	Pct.	Position	Games +/-
2009	Staten Island	New York-Penn	47	29	.618	1st	+1.5
2010	Staten Island	New York-Penn	34	40	.459	T-3rd	-16.5
MINOR LEAGUE TOTALS			81	69	.540	(Two Seasons)	

**RECORD AS A PLAYER**

Year	Club	AVG	G	AB	R	H	TB	2B	3B	HR	RBI	SH	SF	HB	BB	SO	SB	CS	OBP	SLG	E
1996	GCL White Sox	---	1	0	0	0	0	0	0	0	0	0	0	0	1	0	0	0	1.000	---	0
	Hickory	.327	59	226	41	74	114	16	0	8	37	3	1	0	21	53	13	4	.386	.504	2
1997	GCL White Sox	.429	5	14	3	6	8	0	1	0	0	1	0	0	1	3	1	0	.467	.571	3
	Birmingham	.296	34	115	18	34	42	5	0	1	16	3	0	1	12	25	6	2	.367	.365	3
1998	Winston-Salem	.255	123	444	66	113	180	20	7	11	63	7	2	5	38	91	20	8	.319	.405	3
1999	Birmingham	.279	93	319	47	89	126	19	3	4	42	3	4	5	29	68	6	6	.345	.395	5
	Chicago (AL)	.222	6	18	2	4	5	1	0	0	1	0	0	0	0	4	0	0	.222	.278	0
2000	Charlotte	.238	51	168	28	40	59	5	1	4	19	6	1	2	13	38	6	2	.299	.351	2
	Chicago (AL)	.282	36	71	15	20	30	3	2	1	8	2	0	1	5	17	1	0	.338	.423	4
2001	Charlotte	.280	22	75	11	21	37	4	0	4	14	1	1	0	7	18	0	0	.337	.493	0
	Chicago (AL)	.266	57	139	20	37	57	11	0	3	18	1	1	0	13	25	6	2	.327	.410	6
2002	Charlotte	.273	65	231	18	63	82	15	2	0	17	6	2	1	17	45	10	4	.323	.355	3
	Chicago (AL)	.240	33	104	11	25	29	4	0	0	11	2	2	1	9	22	2	0	.302	.279	2
2003	Charlotte	.188	19	64	6	12	20	0	1	2	5	2	1	0	5	14	1	1	.243	.313	2
	Iowa	.253	47	146	12	37	47	4	0	2	15	1	0	1	8	30	0	2	.297	.322	1
	Chicago (AL)	.353	13	17	6	6	6	0	0	0	4	0	0	0	3	3	0	0	.450	.353	0
	Chicago (NL)	.000	3	6	0	0	0	0	0	0	0	0	1	0	0	3	0	0	.000	.000	0
2004	Los Angeles (AL)	.243	46	70	11	17	26	3	0	2	10	3	1	0	7	17	2	1	.308	.371	1
2005	Salt Lake	.273	9	33	6	9	13	4	0	0	6	0	0	0	6	7	1	0	.385	.394	0
	Los Angeles (AL)	.189	34	37	4	7	14	1	0	2	4	1	0	0	2	9	0	0	.231	.378	1
2006	Tampa Bay	.260	58	146	15	38	50	9	0	1	8	3	1	1	14	39	1	2	.327	.342	0
2007	Vero Beach	.160	7	25	3	4	4	0	0	0	1	0	1	0	0	2	0	0	.154	.160	0
	Montgomery	.400	3	10	2	4	4	0	0	0	2	0	0	0	4	2	0	0	.571	.400	0
	Tampa Bay	.190	35	105	8	20	26	3	0	1	9	4	0	0	6	30	1	0	.234	.248	2
2008	Round Rock	.121	28	58	4	7	11	1	0	1	6	2	0	1	9	15	0	0	.250	.190	3
MINOR LEAGUE TOTALS		.266	566	1928	265	513	747	93	15	37	243	35	13	17	171	411	64	29	.329	.387	27
MAJOR LEAGUE TOTALS		.244	321	713	92	174	243	35	2	10	73	17	5	3	59	169	13	5	.303	.341	16





# 39 RAMON SANTIAGO

FIRST BASE COACH

BORN: AUGUST 31, 1979

HOMETOWN: LAS MATAS DE FARFAN, DR

Opening Day Age: 41

Former Position: Infielder

Years as Professional Player: 17 (1999-2015)

Begins his fourth season on the Tigers coaching staff and third as the club's first base coach. Spent last season as the third base coach, after serving as the first base coach during his first two years with the club. Was originally named to the coaching staff on November 2, 2017.

- In addition to his responsibilities as first base coach, he works with Chip Hale to coach the club's infielders
- Joined the Tigers coaching staff after a very productive 16-year professional playing career, including 13 seasons at the Major League level with the Tigers (2002-03, 2006-13), Seattle Mariners (2004-05) and Cincinnati Reds (2014).
- In 920 career games in the big leagues, he hit .243/.314/.330 with 30 home runs and 214 RBI.
- Was a part of four postseason teams in Detroit, including the Tigers 2006 and 2012 American League Championship clubs.
- Hit a walk-off grand slam in his final Major League at-bat on September 27, 2014 as a member of the Cincinnati Reds vs. Pittsburgh.
- Collected three hits for the Tigers in Game 1 of the 2011 American League Championship Series vs. Texas, tying the club's ALCS single-game record...had nine hits overall in that series, which tied Placido Polanco's 2006 club record for hits in an ALCS.
- Selected as a Topps Rookie All-Star in 2002
- Made his Major League debut on May 17, 2002 vs. Texas, going 1x3...led off the game on June 3, 2002 vs. Boston with his first Major League home run off Pedro Martinez, then later in the game homered off Tim Wakefield...added another leadoff home run the next day off John Burkett.
- Selected as a Midwest League All-Star in 2000, and was rated the best defensive shortstop in the Midwest League.

**RECORD AS A PLAYER**

Year	Club	AVG	G	AB	R	H	TB	2B	3B	HR	RBI	SH	SF	HB	BB	SO	SB	CS	OBP	SLG	E
1999	GCL Tigers	.321	35	134	25	43	56	9	2	0	11	4	3	1	9	17	20	7	.361	.418	4
	Oneonta	.340	12	50	9	17	25	1	2	1	8	1	0	1	2	12	5	0	.377	.500	1
2000	West Michigan	.272	98	379	69	103	123	15	1	1	42	15	6	12	34	60	39	12	.346	.325	8
2001	Lakeland	.268	120	429	64	115	142	15	3	2	46	14	4	11	54	60	34	8	.361	.331	0
2002	Erie	.280	22	75	9	21	28	0	2	1	7	2	1	3	3	12	6	0	.329	.373	3
	Toledo	.429	9	28	8	12	19	1	0	2	6	0	0	2	3	4	0	2	.515	.679	2
	<b>DETROIT</b>	<b>.243</b>	<b>65</b>	<b>222</b>	<b>33</b>	<b>54</b>	<b>81</b>	<b>5</b>	<b>5</b>	<b>4</b>	<b>20</b>	<b>4</b>	<b>2</b>	<b>8</b>	<b>13</b>	<b>48</b>	<b>8</b>	<b>5</b>	<b>.306</b>	<b>.365</b>	<b>7</b>
2003	<b>DETROIT</b>	<b>.225</b>	<b>141</b>	<b>444</b>	<b>41</b>	<b>100</b>	<b>126</b>	<b>18</b>	<b>1</b>	<b>2</b>	<b>29</b>	<b>18</b>	<b>2</b>	<b>10</b>	<b>33</b>	<b>66</b>	<b>10</b>	<b>4</b>	<b>.292</b>	<b>.284</b>	<b>20</b>
2004	Tacoma	.193	71	243	35	47	61	7	2	1	24	12	4	10	24	31	9	6	.288	.251	6
	Seattle	.179	19	39	8	7	8	1	0	0	2	2	0	1	3	3	0	0	.256	.205	3
2005	Tacoma	.252	129	441	68	111	169	22	3	10	50	17	6	15	38	62	18	7	.328	.383	6
	Seattle	.125	8	8	2	1	1	0	0	0	0	1	0	3	1	2	0	0	.417	.125	1
2006	Toledo	.253	25	83	13	21	33	6	0	2	12	7	0	1	9	18	2	1	.333	.398	3
	<b>DETROIT</b>	<b>.225</b>	<b>43</b>	<b>80</b>	<b>9</b>	<b>18</b>	<b>21</b>	<b>1</b>	<b>1</b>	<b>0</b>	<b>3</b>	<b>4</b>	<b>0</b>	<b>1</b>	<b>14</b>	<b>2</b>	<b>0</b>	<b>.244</b>	<b>.263</b>	<b>0</b>	
2007	Toledo	.263	91	365	40	96	132	19	4	3	30	11	1	9	16	61	8	9	.309	.362	11
	<b>DETROIT</b>	<b>.284</b>	<b>32</b>	<b>67</b>	<b>10</b>	<b>19</b>	<b>26</b>	<b>5</b>	<b>1</b>	<b>0</b>	<b>7</b>	<b>3</b>	<b>0</b>	<b>3</b>	<b>1</b>	<b>10</b>	<b>3</b>	<b>0</b>	<b>.324</b>	<b>.388</b>	<b>2</b>
2008	Toledo	.214	8	28	3	6	8	2	0	0	3	1	0	2	2	7	0	0	.313	.286	1
	<b>DETROIT</b>	<b>.282</b>	<b>58</b>	<b>124</b>	<b>30</b>	<b>35</b>	<b>57</b>	<b>6</b>	<b>2</b>	<b>4</b>	<b>18</b>	<b>5</b>	<b>0</b>	<b>5</b>	<b>22</b>	<b>17</b>	<b>1</b>	<b>0</b>	<b>.411</b>	<b>.460</b>	<b>5</b>
2009	<b>DETROIT</b>	<b>.267</b>	<b>93</b>	<b>262</b>	<b>29</b>	<b>70</b>	<b>101</b>	<b>6</b>	<b>2</b>	<b>7</b>	<b>35</b>	<b>10</b>	<b>3</b>	<b>4</b>	<b>17</b>	<b>57</b>	<b>1</b>	<b>2</b>	<b>.318</b>	<b>.385</b>	<b>6</b>
2010	<b>DETROIT</b>	<b>.263</b>	<b>112</b>	<b>320</b>	<b>38</b>	<b>84</b>	<b>104</b>	<b>9</b>	<b>1</b>	<b>3</b>	<b>22</b>	<b>8</b>	<b>2</b>	<b>7</b>	<b>30</b>	<b>56</b>	<b>2</b>	<b>2</b>	<b>.337</b>	<b>.325</b>	<b>8</b>
2011	<b>DETROIT</b>	<b>.260</b>	<b>101</b>	<b>258</b>	<b>29</b>	<b>67</b>	<b>99</b>	<b>11</b>	<b>3</b>	<b>5</b>	<b>30</b>	<b>11</b>	<b>4</b>	<b>4</b>	<b>17</b>	<b>38</b>	<b>0</b>	<b>0</b>	<b>.311</b>	<b>.384</b>	<b>3</b>
2012	<b>DETROIT</b>	<b>.206</b>	<b>93</b>	<b>228</b>	<b>19</b>	<b>47</b>	<b>62</b>	<b>7</b>	<b>1</b>	<b>2</b>	<b>17</b>	<b>5</b>	<b>1</b>	<b>5</b>	<b>20</b>	<b>39</b>	<b>1</b>	<b>0</b>	<b>.283</b>	<b>.272</b>	<b>6</b>
2013	<b>DETROIT</b>	<b>.224</b>	<b>80</b>	<b>205</b>	<b>27</b>	<b>46</b>	<b>59</b>	<b>8</b>	<b>1</b>	<b>1</b>	<b>14</b>	<b>6</b>	<b>1</b>	<b>1</b>	<b>21</b>	<b>32</b>	<b>0</b>	<b>1</b>	<b>.298</b>	<b>.288</b>	<b>2</b>
2014	Cincinnati	.246	75	179	20	44	58	8	0	2	17	7	1	3	24	38	2	1	.343	.324	5
2015	Buffalo	.202	33	124	11	25	27	2	0	0	5	1	0	3	11	22	2	3	.283	.218	2
MINOR LEAGUE TOTALS		.259	653	2379	354	617	823	99	19	23	244	85	25	70	205	366	143	55	.333	.346	45
DETROIT TOTALS		.244	818	2210	265	540	736	76	18	28	195	74	15	48	175	377	28	14	.312	.333	59
MAJOR LEAGUE TOTALS		.243	920	2436	295	592	803	85	18	30	214	84	16	55	203	420	30	15	.314	.330	68



# 98 JEREMY CARRELL

BULLPEN CATCHER

BORN: FEBRUARY 10, 1994

HOMETOWN: ST. CLAIR, MI

Opening Day Age: 27

Former Position: Infield

Enters his third season as a bullpen catcher for the Tigers after being named to the position in February, 2019.

- Duties include catching the Tigers pitching staff during warm-ups and relievers during the game as well as assisting with throwing batting practice.
- Prior to joining the Tigers as bullpen catcher, he spent one season as an assistant coach for Chipola College, helping the Indians to the national championship.
- Attended Wayne State University, where he was a four-year letterwinner and earned All-GLIAC first team honors as a sophomore and All-GLIAC honorable mention recognition as a freshman.
- Carrell graduated from St. Clair High School in 2012.



# 99 TIM REMES

BULLPEN CATCHER

BORN: JUNE 17, 1992

HOMETOWN: CORAL SPRINGS, FL

Opening Day Age: 28

Former Position: Catcher

Enters his fourth season as a bullpen catcher for the Tigers after being named to the position in February, 2018.

- Duties include catching the Tigers pitching staff during warm-ups and relievers during the game as well as assisting with throwing batting practice.
- Prior to joining the Tigers as bullpen catcher in 2018, he played six seasons at the Minor League level (2012-17) with the organization.
- Attended Santa Fe College in Gainesville, FL...was a two-time all Mid-Florida catcher, posting a .990 fielding percentage and throwing out 65 percent of runners, while posting a .300 batting average and 50 RBI in his collegiate career.

## OPENING DAY TRIFECTA

Dmitri Young belted three home runs for the Tigers on Opening Day at Comerica Park on April 4, 2005, matching the franchise's single-game record for home runs. Young became just the third Major League player to homer three times on Opening Day, joining George Bell of the Toronto Blue Jays (1988) and Karl "Tuffy" Rhodes of the Chicago Cubs (1994).

Player	Date	Opponent
George Bell	April 4, 1988	at Kansas City
Karl "Tuffy" Rhodes	April 4, 1994	vs. New York (NL)
Dmitri Young	April 4, 2005	vs. Kansas City



# JIM SCHMAKEL

**MANAGER,  
TIGERS CLUBHOUSE**

Enters his 44th season with the Tigers Major League club in charge of equipment and the Tigers clubhouse.

- Began his baseball career in 1966 as a batboy for the Toledo Mud Hens.
- Was Toledo's home team clubhouse manager for seven years (1967-73) and managed the visitors' side for three more seasons (1976-78).
- Also has an extensive background in the educational field, including a stint as Dean of Boys at Toledo Central Catholic School (1974-76)...was varsity golf, tennis and cross country coach at the school as well as assistant varsity basketball coach.
- Also taught math and served as the varsity boys basketball coach at Woodmore High School in the consolidated school district of Elmore and Woodville, OH in 1976-77.
- Graduated from the University of Toledo with a degree in education.
- 69 years old...is a native of Perrysburg, OH and now resides in Oakland, MI with his wife, Linda.
- He has three children, Katrina, Bryan and Jay...has eight grandchildren, Joseph, Jonathon and Resa Poremsky and Brandon, Madison, Logan, Olivia and Zoey Schmakel.



# JOHN NELSON

**ASSISTANT MANAGER,  
VISITING CLUBHOUSE**

First joined the organization in 1979 as a batboy and enters his 30th year in his current role.

- Responsible for all aspects of the visiting clubhouse.
- Worked five seasons as a Tigers batboy and five more in the club's mailroom (1988-92) before taking over clubhouse and equipment duties.
- 57 years old...is a native of Detroit.
- Attended St. Ladislaus High School in Hamtramck, MI.
- Served four years (1984-88) in the United States Air Force.
- He is married to Denise, and has twin children, Justin and Brandee.



## KEVIN RAND

**SENIOR DIRECTOR,  
MEDICAL SERVICES**

Enters his 40th season in professional baseball and 19th with the club...was originally named Head Athletic Trainer on October 15, 2002, and was promoted to his current position on November 28, 2017.

- Based in Lakeland, FL, Rand oversees the athletic training efforts of the entire organization...since baseball's return to play in summer of 2020 he has also served as the club's Infection Control Prevention Coordinator.
- Inducted to the Maine Sports Hall of Fame in May, 2019, and Maine Baseball Hall of Fame on July 29, 2007.
- Served as a trainer for the 2014 MLB All-Star Tour of Japan.
- Joined Tigers Assistant Athletic Trainers Steve Carter and Doug Teter in being named the Athletic Training Staff of the Year in 2006 by the Professional Baseball Athletic Trainer's Society (PBATS).
- Served as the head athletic trainer for the American League All-Star Team during the 2005 All-Star Game at Comerica Park on July 12, 2005.
- Spent the 2002 season as the assistant athletic trainer for the Montreal Expos after spending the previous nine seasons in the same position with the Florida Marlins.
- Prior to joining the Marlins on November 20, 1992, he spent 11 years in the New York Yankees organization, including the last four (1989-92) as the Minor League head athletic trainer/rehabilitation supervisor.
- Served as head athletic trainer with Triple A Columbus from 1986-88 after being promoted from his previous position as head athletic trainer at Double A Albany where he spent the 1985 season.
- Began his career serving as the head athletic trainer for the Single A Ft. Lauderdale Yankees from 1982-84.
- Served as the National League's assistant athletic trainer representative for PBATS from 1998-2001... served as the American League head athletic trainer representative from 2004-09.
- A 1981 graduate of Bowdoin College in Maine, Rand is a certified member of the National Athletic Trainers Association (NATA) and the National Strength and Conditioning Association (NSCA), in addition to being an NSCA certified personal trainer.
- Rand and his wife, Tisa, have four sons, Keegan, Kamden, Kallen and Kashton.



## DOUG TETER

**HEAD ATHLETIC TRAINER**

Enters his fourth season as the Tigers Head Athletic Trainer and 29th in the Tigers organization after serving as the club's Minor League Medical Coordinator for seven seasons before joining the Major League staff in 2006.

- Directs the day-to-day efforts of the club's Major League athletic training department.
- Joined Tigers Head Athletic Trainer Kevin Rand and Assistant Athletic Trainer Steve Carter in being named the Athletic Training Staff of the Year in 2006 by the Professional Baseball Athletic Trainer's Society (PBATS).
- Named the Dwight Lowry Award winner as the Tigers Player Development Man of the Year in 2001.
- Served as the club's rehabilitation coordinator in 1997-98.
- Joined the Tigers in 1993 as a trainer for Single A Fayetteville...served in the same role the following season for Single A Jamestown.
- Worked as the trainer for Single A Lakeland in 1995-96.
- Graduated from Central Michigan University in 1992 with a degree in sports medicine...earned a master's degree in sports medicine and health care from the University of Alabama in 2002.
- Leads the annual PLAY (Promoting a Lifetime of Activity among Youth) Campaign.
- A native of Constantine, MI, Teter and his wife, Joya, have three sons, Zachary, Deacon and Matthew.



# CHRIS McDONALD

## ASSISTANT ATHLETIC TRAINER

Enters his second season on the club's Major League training staff and his 21st as a trainer in the Tigers organization.

- Was tabbed the Minor League Athletic Trainer of the Year by the Professional Baseball Athletic Trainers Society (PBATS) in 2019, International League Trainer of the Year in 2018 and 2019 and the Eastern League Trainer of the Year in 2011.
- Spent the previous six seasons as the trainer for Triple A Toledo...prior to his time with the Mud Hens, he served as the trainer for Double A Erie for eight seasons.
- Interned in athletic training with the Tigers during Spring Training in 2000....worked as the athletic trainer with the Gulf Coast League Tigers (2001), Single A Oneonta (2002) and Single A Lakeland (2003-05).
- Graduated from Bowling Green State University in 2000 with a bachelor's of science in education after majoring in sport management with an emphasis in athletic training.
- A native of Troy, MI he worked as a home clubhouse attendant and bat boy for the Tigers from 1994-99.



# MATT RANKIN

## ASSISTANT ATHLETIC TRAINER

Enters his eighth season as the club's Assistant Athletic Trainer and his 26th as a trainer in the Tigers organization.

- Prior to joining the Major League staff he spent 13 seasons as an athletic trainer with Triple A Toledo.
- Tabbed the International League Trainer of the Year by the Professional Baseball Athletic Trainers Society (PBATS) in 2010.
- Joined the Tigers organization in 1996, spending that season with Single A Visalia before serving two years as a trainer with both Single A Jamestown (1997-98) and Single A Lakeland (1999-2000).
- Served as the trainer for Honolulu in the Hawaii Winter League in 1997, Delaware in the Maryland Fall League in 1998, the Phoenix Desert Dogs in the Arizona Fall League in 2006 and the Peoria Saguaros in the Arizona Fall League in 2007.
- Earned a bachelor's degree in community health and a master's degree in athletic training from Ohio University.
- He and his wife, Amy, have a son, Andrew.



## STEVE CHASE

### MAJOR LEAGUE STRENGTH & CONDITIONING COORDINATOR

Enters his first season on the Major League staff, serving as the Strength and Conditioning Coordinator. This year marks his 17th in the Tigers organization.

- Designs and implements strength and conditioning programs for Tigers players.
- Prior to joining the Major League staff he served six seasons as the Minor League strength and conditioning coordinator, based out of the TigerTown complex in Lakeland, Florida.
- Following the 2016 season, the organization named him the Dwight Lowry Player Development Person of the Year.
- Before becoming the player development system's coordinator, he was the strength and conditioning coach with Single A Lakeland (2005), Double A Erie (2006-07) and Triple A Toledo (2008).
- Is a certified Strength and Conditioning Specialist through the National Strength and Conditioning Association (NSCA).
- Earned his bachelor's degree from Grand Valley State University in physical education with an emphasis on health and wellness.



## MATT ROSENHAMER

### ASSISTANT MAJOR LEAGUE STRENGTH & CONDITIONING COORDINATOR

Enters his second season on the Tigers Major League staff and his seventh season in the Tigers organization.

- Joined the Major League club after spending the 2019 season as the strength & conditioning coach for Double A Erie.
- Previously served as the strength & conditioning coach for Single A Lakeland (2018), Single A West Michigan (2017), Single A Connecticut (2016) and the Gulf Coast League Tigers (2015).
- Prior to joining the Tigers, he completed internships within the field of health and exercise physiology at Emporia State University, Jesuit College Preparatory School of Dallas and the University of Tulsa.
- Earned a bachelor's degree in health promotion from Emporia State University, where he was also a member of the football team.



## BRIAN BRITTEN

**DIRECTOR,  
TEAM TRAVEL**

Enters his 22nd season with the Tigers and ninth in his current role after being named to the position on April 8, 2013.

- Responsible for arranging all team travel during the spring, regular and post seasons.
- Spent 13 seasons in the Tigers media relations department, including five as the club's Director of Baseball Media Relations...originally joined the organization in March 2000.
- Directed media operations at the 2005 Major League Baseball All-Star Game at Comerica Park and throughout the postseason for the 2006 American League Champion Tigers, 2011 American League Central Division Champion Tigers and 2012 American League Champion Tigers...has also worked the All-Star Game in 2004 (Houston), 2007 (San Francisco), 2010 (Anaheim) and 2011 (Phoenix).
- Prior to joining the Tigers, spent four years in various capacities with the Toledo Mud Hens.
- Graduated from Bowling Green State University in May, 1999 with a B.S. in education and sport management...named the Outstanding Student in his major in 1999.
- Is 44 years-old and a native of Perrysburg, OH.



## HEATHER NABOZNY

**HEAD GROUNDSKEEPER**

Enters her 23rd season as the head of the Tigers grounds crew after joining the club on January 19, 1999.

- According to a survey of teams, she is believed to be the first female Head Groundskeeper in the modern history of Major League Baseball.
- Inducted into the West Michigan Whitecaps Hall of Fame on January 19, 2011.
- Has served on the grounds crew for 18 straight Super Bowls, beginning with Super Bowl XXXVIII at Reliant Stadium in Houston, TX...also served on the grounds crew for the 2010 NFL Pro Bowl at Sun Life Stadium in Miami, FL, the 2010, 2015 and 2016-19 NFL International Series in London and the 2016-19 NFL Mexico Game in Mexico City, Mexico.
- Named one of *Crain's Detroit Business'* 40 under 40 in 2006, as one of the top individuals who have achieved solid business success under the age of 40.
- Received the Dick Ericson Award from the Sports Turf Managers Association (STMA) in 2001, one of the highest awards issued by the association.
- Born in Detroit and raised in Milford, MI, she attended Northern Michigan University and Lansing Community College...graduated from Michigan State's Sports Turf Management Program in 1993.
- Performed an internship at Michigan State in athletic grounds in 1993.
- Worked as a groundskeeper at the Toronto Blue Jays Spring Training camp in Dunedin, FL in 1993 and 1994.
- Joined the Single A West Michigan Whitecaps as Head Groundskeeper in 1994...remained with the Whitecaps until joining the parent club in Detroit.

# 2021 TIGERS







# 70 TYLER ALEXANDER

HT: 6-2 WT: 200 BT: R TH: L BORN: 7/14/1994 IN CHICAGO, IL

## LEFTHANDED PITCHER

Opening Day Age: 26

Residence: Southlake, TX

Major League Service: 1.058

Signed Through: 2021

How Obtained: Selected by the Tigers in the second round of the 2015 MLB Draft

### SEASON HIGHLIGHTS

Played his first full Major League season in **2020**, working primarily out of the bullpen...appeared in 14 games and made a pair of starts.

- Posted a combined 2-3 record and 3.96 ERA (36.1IP/16ER) over his 14 outings, on 39 hits and nine walks, while striking out 34...of his 12 relief appearances, 11 went for multiple innings, over which he was 2-2 with a 3.18 ERA (28.1IP/10ER), walking six and striking out 28.
- Had a historic outing in the first game of the doubleheader on August 2 vs. Cincinnati, tossing 3.2 hitless innings of relief, striking out nine consecutive batters and 10 total...that mark of nine-straight punchouts was the longest such stretch in an outing for a reliever in Major League history, tied an American League record (last, Doug Fister, September 27, 2012 vs. Kansas City) and fell one shy of the Major League record of 10 (Tom Seaver, April 22, 1970 vs. San Diego)...the outing marked the first double-digit punchout performance of his career, topping his previous career high of nine (July 27, 2019 at Seattle).
- Though he allowed a career-high three walks on August 11 vs. Cleveland, he's stood out since making his Major League debut on July 3, 2019 at limiting free passes...among hurlers with at least 80.0 innings pitched during that span, he ranks third in the American League and fourth in the Majors for the fewest walks allowed (16).

Saw the first Major League action of his career in **2019**, pitching in 13 games, including eight starts, with Detroit...also pitched in 20 games, including 16 starts, with Triple A Toledo.

- Led all Major League rookie pitchers (min. 50.0 innings) with 1.17 walks per nine innings, issuing just seven walks in 53.2 innings pitched.
- Struck out a season-high 12 batters on June 22 vs. Rochester, throwing 7.0 scoreless innings with two hits allowed.
- Named the International League Pitcher of the Week for the week ending June 23...made two starts during the week, throwing 13.2 scoreless innings with six hits allowed, four walks and 15 strikeouts.
- Had his contract selected on July 3 and served as the 26th man in the second game of that day's doubleheader at Chicago (AL)...made his Major League debut that night, allowing two earned runs over 5.0 innings, striking out four...punched out Leury Garcia in the first inning, the first Major League batter he faced.
- Earned the first win of his Major League career on September 16 vs. Baltimore, allowing one run on four hits with three strikeouts in 6.0 innings.
- Had a strong finish to the season, holding opponents to three earned-runs-or-fewer in each of his final seven outings...among rookies with at least 27.0 innings pitched over that span, his 3.29 ERA (27.1IP/10ER) ranked third in the American League and seventh in the Majors...additionally, his four walks over that span led Major League rookies (min. 27.0 IP).

Combined to make 26 appearances, including 24 starts, between Double A Erie and Triple A Toledo in **2018**.

- Began the season with Erie, where he allowed three earned runs-or-less in each of his first eight starts of the season, posting a 3-1 record with a 3.02 ERA (44.2IP/15ER) and 33 strikeouts.
- Started five games with Toledo in July, compiling a 0-2 record with a 3.86 ERA (32.2IP/14ER) and 20 strikeouts.

Spent the entire **2017** season with Double A Erie, appearing in 27 games, including 26 starts.

- Ranked third in the Eastern League in games started, while he was fifth in strikeouts (120) and 10th in innings pitched (138.1).
- Threw the first complete game of his career on June 25 at Bowie, striking out eight and allowing five runs on eight hits in 7.0 innings.
- Turned in his longest outing of the season on August 2 at Altoona, tossing 7.1 shutout innings with three hits allowed and eight strikeouts.
- Ranked as the fourth-best prospect in the Tigers organization by *Baseball America*.



## 2021 TIGERS

Pitched in 25 games, including 24 as a starter, between Single A Lakeland and Double A Erie in **2016**.

- Named a Tigers organization All-Star by MiLB.com.
- Selected to the Florida State League midseason All-Star Team.
- Did not allow an earned run in five consecutive starts from April 29-May 22, throwing 31.0 innings during that span.
- Named the Tigers Minor League Pitcher of the Month for May, posting a 3-0 record with a 0.29 ERA (31.0IP/1ER) and 26 strikeouts.
- Tabbed Florida State League Pitcher of the Week for the week ending July 31 after throwing 6.0 shutout innings with two hits allowed and three strikeouts on July 30 at St. Lucie.
- Rated as the 28th-best prospect in the Tigers organization by *Baseball America*.

Completed his first season of professional baseball in **2015**, making 12 starts with Single A Connecticut.

- Tabbed a short season All-Star by *Baseball America* and was named to the New York-Penn League midseason All-Star Team.
- Did not allow more than one earned run in any of his 12 starts during the season.
- Began his professional career by not allowing a run in his first four starts, throwing 13.0 scoreless innings over that span.
- Ranked as the No. 12 prospect in the New York-Penn League by *Baseball America*.

### AMATEUR HIGHLIGHTS

- Played collegiately at Texas Christian University, where he earned honorable mention All-Big 12 honors as a sophomore in **2015** and was named a freshman All-American and second team All-Big 12 in **2014**.
- Graduated from Southlake Carroll High School, and was District 4-5A co-MVP and first team All-State as a senior...was named area Pitcher of the Year as a junior and senior.

### TRANSACTIONS

- Selected by the Tigers in the 23rd round of the 2013 MLB Draft out of Carroll High School (TX), but did not sign
- Selected by the Tigers in the second round of the 2015 MLB Draft out of Texas Christian University (signing scout: Matt Lea)

### TYLER JOHN ALEXANDER'S CAREER RECORD

Year	Club	W-L	ERA	G	GS	CG	SHO	SV	IP	H	TBF	R	ER	HR	HB	BB	SO	WP	BK	AVG
2015	Connecticut	0-2	0.97	12	12	0	0	0	37.0	17	135	7	4	3	1	5	33	0	0	.133
2016	Lakeland	6-7	2.21	19	18	0	0	0	102.0	87	407	36	25	7	3	16	82	0	0	.226
	Erie	2-1	3.15	6	6	0	0	0	34.1	36	138	13	13	4	1	4	23	0	0	.273
2017	Erie	8-9	5.07	27	26	1	0	0	138.1	178	614	95	78	20	7	23	120	3	1	.309
2018	Erie	3-2	3.75	9	9	0	0	0	48.0	64	212	22	20	7	2	9	35	1	0	.325
	Toledo	3-6	4.79	17	15	0	0	0	92.0	120	399	58	49	9	3	13	60	0	0	.319
2019	Toledo	5-10	5.13	20	16	0	0	0	98.1	112	433	57	56	18	11	23	108	2	0	.284
	<b>DETROIT</b>	<b>1-4</b>	<b>4.86</b>	<b>13</b>	<b>8</b>	<b>0</b>	<b>0</b>	<b>0</b>	<b>53.2</b>	<b>68</b>	<b>235</b>	<b>30</b>	<b>29</b>	<b>9</b>	<b>2</b>	<b>7</b>	<b>47</b>	<b>1</b>	<b>0</b>	<b>.302</b>
2020	<b>DETROIT</b>	<b>2-3</b>	<b>3.96</b>	<b>14</b>	<b>2</b>	<b>0</b>	<b>0</b>	<b>0</b>	<b>36.1</b>	<b>39</b>	<b>152</b>	<b>16</b>	<b>16</b>	<b>8</b>	<b>4</b>	<b>9</b>	<b>34</b>	<b>0</b>	<b>0</b>	<b>.283</b>
MINOR LEAGUE TOTALS		27-37	3.99	110	102	1	0	0	550.0	614	2338	288	244	68	28	93	461	6	1	.281
MAJOR LEAGUE TOTALS		3-7	4.50	27	10	0	0	0	90.0	107	387	46	45	17	6	16	81	0	0	.295

### MAJOR LEAGUE CAREER FIELDING

	G	TC	PO	A	E	DP	PCT
Pitcher	27	12	3	9	0	1	1.000

### MAJOR LEAGUE CAREER HIGHS

**Longest Winning Streak in Games with Decision:** No Major League win streaks

**Longest Losing Streak in Games with Decision:** 3 - July 27-August 7, 2019

**Strikeouts:** 10 - August 2, 2020 vs. Cincinnati

**Walks:** 3 - August 11, 2020 vs. Chicago (AL)

**Innings (starter):** 7.0 - July 21, 2019 vs. Toronto

**Innings (relief):** 4.0 (twice) - last, September 10, 2019 vs. New York (AL)

### FOUR GRAND SLAMS IN A MONTH MATCH CLUB RECORD

Curtis Granderson, Carlos Guillen, Craig Monroe and Ivan Rodriguez all connected for a grand slam in April, 2007. The four in a month matched the club record established in June, 1968 when Mickey Stanley connected for one grand slam and Jim Northrup belted three grand slams.

Tigers teams have connected for three grand slams during a single month 14 times in franchise history.

Courtesy of David Vincent



# 60 AKIL BADDOO

HT: 6-1 WT: 210 BT: L TH: L BORN: 8/16/1998 IN SILVER SPRING, MD

## OUTFIELDER

Opening Day Age: 22

Residence: Conyers, GA

Major League Service: 0.000

Signed Through: 2021

How Obtained: Selected by the Tigers from Minnesota in the Major League phase of the Rule 5 Draft on December 10, 2020

### SEASON HIGHLIGHTS

Worked out remotely during the **2020** season as a result of the COVID-19 pandemic.

- Ranked as the No. 20 prospect in the Twins organization by *Baseball America*.

Played in just 29 games with Single A Fort Myers in **2019** due to injury.

- On the injured list from May 12-September 16 with a left forearm strain.
- Rated as the 19th-best prospect in the Minnesota Minor League system by *Baseball America*.

Spent the entire **2018** season with Single A Cedar Rapids, leading the team with 113 games played.

- Scored the winning run on a walk-off sacrifice fly on April 7 vs. Quad Cities...the run was the first scored of the season under the new Minor League extra-inning rule, which places a runner on second base to start the 10th inning.
- Sidelined from May 21-28 with a right hamstring spasm.
- Had four hits, including a double and two triples, on June 2 at Burlington.
- Posted an 11-game hitting streak from June 26-July 8, batting .408/.463/.714 with four doubles, two triples and two RBI.
- Helped clinch the first round victory over Beloit in the Midwest League playoffs by going 3x4 with a double, a RBI and a run scored in Game 2.
- Ranked as the No. 11 prospect in the Twins organization, and the No. 18 prospect in the Midwest League by *Baseball America*.

Combined to play in 53 games between the GCL Twins and Rookie-level Elizabethton in **2017**.

- Named a *Baseball America* Rookie All-Star and a Twins Organization All-Star by MiLB.com.
- Compiled a 13-game hitting streak from July 31-August 19, during which he batted .460/.557/.680 with six RBI.
- Selected the MiLB.com Appalachian League Player of the Month for August after hitting .389/.504/.622 with 13 doubles, one triple, two home runs and 13 RBI.
- Ranked as the 16th-best prospect in the Twins system and the No. 7 prospect in the Appalachian League by *Baseball America*.

Began his professional career in **2016** with the GCL Twins, playing in 38 games.

- On injured list from July 12-20 with a left hamstring strain.

### AMATEUR HIGHLIGHTS

- Was rated the 63rd-best prospect by *Baseball America* entering the 2016 MLB Draft...was named a Rawlings-Perfect Game second team All-American and to the Southeast All-Region First Team in **2016** and a Perfect Game Underclass High Honorable Mention in **2015**.

### TRANSACTIONS

- Selected by Minnesota in lottery round B (74th overall) of the 2016 MLB Draft out of Salem High School (GA)
- On injured list, July 12-20, 2016 (left hamstring strain)
- On injured list, May 21-28, 2018 (right hamstring spasm)
- On injured list, May 12-September 16, 2019 (left forearm strain)
- Selected by the Tigers from Minnesota in the Major League phase of the Rule 5 Draft on December 10, 2020



## AKIL NEEDOM BADDOO'S CAREER RECORD

Year	Club	AVG	G	AB	R	H	TB	2B	3B	HR	RBI	SH	SF	HB	BB	SO	SB	CS	OBP	SLG	E
2016	GCL Twins	.178	38	107	15	19	29	0	2	2	15	0	1	1	18	36	8	1	.299	.271	2
2017	GCL Twins	.267	20	75	18	20	33	4	3	1	10	0	0	2	9	13	4	0	.360	.440	0
	Elizabethton	.357	33	126	39	45	73	15	2	3	19	0	1	3	27	19	5	4	.478	.579	0
2018	Cedar Rapids	.243	113	437	83	106	183	22	11	11	40	2	3	1	74	124	24	5	.351	.419	1
2019	Fort Myers	.214	29	117	15	25	46	3	3	4	9	0	1	1	12	39	6	2	.290	.393	2
2020	Did Not Play																				
MINOR LEAGUE TOTALS		.249	233	862	170	215	364	44	21	21	93	2	6	8	140	231	47	12	.357	.422	5



# 48

## MATTHEW BOYD

HT: 6-3   WT: 234   BT: L   TH: L   BORN: 2/2/1991 IN MERCER ISLAND, WA

LEFTHANDED PITCHER

Opening Day Age: 30      Residence: Sammamish, WA  
Major League Service: 4.136      Signed Through: 2021  
How Obtained: Acquired by the Tigers along with Daniel Norris and Jairo Labourt from Toronto in exchange for David Price on July 30, 2015.

## SEASON HIGHLIGHTS

One of baseball's most durable pitchers during the abbreviated 2020 campaign, Boyd made 12 starts spanning 60.1 innings.

- Posted a 3-7 record and 6.71 ERA (60.1IP/45ER) on 67 hits, 22 walks and 60 strikeouts during the club's 58-game spring season...started his year 0-4, but won three of his final six outings...posted a season high in strikeouts on August 17 at Chicago (AL), punching out nine over just 4.0 innings pitched.
- Lefthanded batters hit just .135 (5x37) off him this season, while righties batted .304 (62x204).
- Tossed the second complete game of his career in the first game of the doubleheader on September 4 at Minnesota...punched out eight hitters over 6.0 innings pitched, but took the loss after allowing two solo home runs...became the first Tigers pitcher to throw a complete game and take the loss since Michael Fulmer on May 27, 2017 at Chicago (AL).
- Threw 1,086 total pitches, which was the 10th highest total for any American League pitcher in 2020... also led Tigers pitchers in starts, innings pitched and strikeouts.

Established career highs in several categories in 2019, including games started (32), innings pitched (185.1) and strikeouts (238), while he tied a career high in victories (nine).

- Set a franchise record with 11.56 strikeouts per nine innings, which ranked fourth in the American League and sixth in the Major Leagues...also ranked fourth in the AL and 10th in the Majors with a 4.76 strikeout-to-walk ratio, sixth in the AL and 10th in the Majors with 238 strikeouts, ninth in the AL with a 1.23 WHIP and 10th with a .247 (178x721) opponent batting average.
- Finished the season with 238 strikeouts, which is the fifth-highest, single-season total by a lefthanded pitcher in franchise history...became the first Detroit pitcher to strike out 200-or-more batters in a season since Justin Verlander in 2016 and just the third southpaw in club history to reach the mark, joining Mickey Lolich (seven times) and Hal Newhouser (twice).
- Posted seven games with 10-or-more strikeouts during the season, which is tied for the sixth-highest total by a Tigers pitcher since 1908 and the most since Justin Verlander had eight such games in 2016.
- Recorded double-digit strikeouts in each of his first two starts of the season, fanning 10 on March 29 at Toronto and 13 on April 3 at New York (AL)...became the first Tigers pitcher since at least 1908 to open the season with consecutive double-digit strikeout performances.
- Notched seven consecutive quality starts from April 3-May 8, compiling a 4-1 record with a 2.58 ERA (45.1IP/13ER) and 53 strikeouts...limited opponents to a .190 (31x163) batting average over that span.
- Named the Tigers Pitcher of the Month for May, compiling a 3-2 record with a 2.55 ERA (35.1IP/10ER) and 40 strikeouts...ranked fifth in the American League in ERA, while he was 10th in strikeouts.
- Struck out 10-or-more batters in three consecutive starts from June 26-July 13, striking out 11 on June 26 vs. Texas, 13 on July 4 at Chicago (AL) and 10 on July 13 at Kansas City...became just the fourth Detroit pitcher since 1908 to strike out 10-or-more batters in three consecutive games, joining Mickey Lolich (three times), Denny McLain and Justin Verlander.

Made 30-or-more starts in a season for the first time in his career in 2018, making 31 starts.

- Finished the season ranked 10th in the American League with a .228 (146x639) opponent batting average...among AL pitchers following the All-Star break, he ranked seventh in WHIP (1.08) and 10th in opponent batting average (.230, 63x274).

- Excelled at Comerica Park, posting a 6-3 record with a 2.63 ERA (78.2IP/23ER) and 69 strikeouts in 14 starts, while he went 3-10 with a 5.89 ERA (91.2IP/60ER) and 90 strikeouts in 17 road starts...ranked fourth among AL pitchers with a 2.63 home ERA (min. 75.0 innings pitched).
- Started the season by throwing 6.0-or-more innings and allowing one run-or-less in each of his first three starts...became the first Tigers lefthanded pitcher since at least 1908 to work at least 6.0 innings and give up one run-or-less in each of his first three starts of the season.
- Named the Tigers Pitcher of the Month for May after posting a 3-2 record with a 3.18 ERA (34.0IP/12ER) and 31 strikeouts in six starts.
- Tossed a season-high 8.0 shutout innings on July 31 vs. Cincinnati, scattering four hits and fanning seven.
- Recorded the first double-digit strikeout game of his career on September 8 vs. St. Louis, striking out 11.

Spent most of the **2017** season with the Tigers, appearing in 26 games, including 25 starts.

- Made eight starts at Triple A Toledo during the season, throwing 6.0-or-more innings in six of his eight starts and allowing three runs-or-less in seven-of-eight starts.
- Started five games for Detroit in April and posted a 2-1 record with a 3.86 ERA (25.2IP/11ER) and 19 strikeouts.
- Picked up his first Major League hit on May 10 at Arizona off Zack Godley.
- Recorded his first career shutout on September 17 vs. Chicago (AL), allowing just one hit and striking out five...threw 8.2 no-hit innings and allowed a two-out double to Tim Anderson in the ninth inning, breaking up the no-hitter.
- Named Tigers Pitcher of the Month for September after compiling a 1-3 record with a 2.95 ERA (36.2IP/12ER), 30 hits allowed, 11 walks and 30 strikeouts...ranked fourth in the AL with 36.2 innings pitched in September, while he was 10th with a .216 (30x139) opponent batting average.

Completed his first season in a Tigers uniform in **2016**, pitching in 20 games, including 18 starts.

- Struck out a season-high nine batters with Toledo on May 20 at Lehigh Valley.
- Posted 10 consecutive starts with three-or-fewer runs allowed from July 9-September 6 -- during the stretch, which also included one relief appearance, Boyd had a 5-1 record with a 2.56 ERA (56.1IP/16ER), 49 hits allowed, 16 walks and 52 strikeouts.
- Lefthanded hitters posted a .172 (11x64) average against him, while righthanders batted .276 (86x312).

Opened the **2015** season in the Toronto Blue Jays organization before being acquired by the Tigers along with Daniel Norris and Jairo Labourt in exchange for David Price.

- Won MiLB.com fans' choice vote for best starting pitcher in the Minor Leagues.
- Selected as a Minor League All-Star and a Double A All-Star by *Baseball America*...in 19 starts in the Minors, he led all qualified starters in WHIP (0.85) and opponents batting average (.176), while he was second in ERA.
- Assigned to Double A New Hampshire to begin the season and did not allow a run in his first three starts, a span that stretched 14.1 innings.
- Named the Eastern League Pitcher of the Week for the week ending May 17, posting a 1-0 record, a 0.00 ERA (12.0IP/0ER) and 11 strikeouts in two starts.
- Finished the month of May with a 3-0 record, a 1.19 ERA (37.2IP/5ER) and 30 strikeouts in six starts with New Hampshire.
- Had his contract purchased from Triple A Buffalo on June 27 -- made his Major League debut that day vs. Texas, throwing 6.2 innings and allowing four runs on nine hits with seven strikeouts.
- Made his Tigers debut on August 5 vs. Kansas City and picked up the first win of his Major League career, throwing a season-high 7.0 innings and giving up one run on seven hits with two strikeouts.
- Ranked as the 29th-best prospect in the Blue Jays organization by *Baseball America*.

Split the **2014** season between Single A Dunedin and Double A New Hampshire in the Toronto Blue Jays organization.

- Did not allow a run in four of his first five outings with Dunedin -- posted a 4-0 record, a 0.29 ERA (31.0IP/1ER), 18 hits allowed, five walks and 37 strikeouts during the stretch.
- Earned Florida State League Pitcher of the Week honors three times during the season, receiving the award on April 14, April 28 and August 25.

Split the **2013** season between Single A Lansing and Single A Dunedin in the Toronto Blue Jays organization.

- Made his professional debut on July 25 vs. Dayton, throwing 1.0 scoreless inning of relief with two hits allowed and two strikeouts.

#### AMATEUR HIGHLIGHTS

- Attended Oregon State University and helped the Beavers to the **2013** College World Series -- earned first team All-Pac-12 honors and was named a third team All-American by *Baseball America* as a senior.

#### IN THE COMMUNITY

- In September of **2018**, Matthew and his wife, Ashley, launched Kingdom Home, a nonprofit organization that exists to end child sex slavery through prevention, with a donation of \$100,000. Located in Uganda, Kingdom Home provides a place of refuge, restoration and hope for children at risk. Nearly 200 children, both girls and boys, have been rescued from sex trafficking, gender-based violence, forced child marriages and abandonment. The home not only helps to restore children, but also protects them, and reduces the likelihood that they would re-enter the sex trade or exploitative labor.



# 2021 TIGERS

- In addition to Kingdom Home, Boyd is a very active member in the Detroit and Lakeland communities. During the 2020 season he played a significant role in the club's efforts in the area of COVID-19 prevention and relief, while continuing to help in other important spaces such as honoring veterans, first responders and those in need.
- For the second consecutive year, Boyd contributed and served as a spokesman for the Detroit Tigers participation in MLB's league wide Home Plate Project which, in 2020, resulted in a gift of \$30,000 to Detroit Public Schools Community District to help feed students as a result of the unanticipated school closures due to COVID-19.

## TRANSACTIONS

- Selected by Cincinnati in the 13th round of the 2012 MLB Draft out of Oregon State University, but did not sign
- Acquired by Toronto in the sixth round of the 2013 MLB Draft out of Oregon State University
- Acquired by the Tigers along with Daniel Norris and Jairo Labourt from Toronto in exchange for David Price on July 30, 2015
- On paternity list, August 20-23, 2019

## MATTHEW ROBERT BOYD'S CAREER RECORD

Year	Club	W-L	ERA	G	GS	CG	SHO	SV	IP	H	TBF	R	ER	HR	HB	BB	SO	WP	BK	AVG
2013	Lansing	0-1	0.64	5	3	0	0	0	14.0	7	51	1	1	0	0	1	12	1	0	.140
	Dunedin	0-2	5.40	3	2	0	0	0	10.0	7	37	6	6	2	0	3	11	0	0	.206
2014	Dunedin	5-3	1.39	16	16	1	0	0	90.2	65	357	20	14	4	4	20	103	3	1	.196
	New Hampshire	1-4	6.96	10	10	0	0	0	42.2	55	197	33	33	5	3	13	44	3	0	.307
2015	New Hampshire	6-1	1.10	12	12	0	0	0	73.2	39	273	11	9	3	1	18	70	2	1	.155
	Buffalo	3-1	2.77	6	6	0	0	0	39.0	32	153	13	12	5	1	6	37	2	0	.219
	Toledo	0-0	0.00	1	1	0	0	0	2.0	0	9	0	0	0	0	3	1	0	0	.000
	<b>Toronto</b>	<b>0-2</b>	<b>14.85</b>	<b>2</b>	<b>2</b>	<b>0</b>	<b>0</b>	<b>0</b>	<b>6.2</b>	<b>15</b>	<b>36</b>	<b>11</b>	<b>11</b>	<b>5</b>	<b>0</b>	<b>1</b>	<b>7</b>	<b>2</b>	<b>0</b>	<b>.441</b>
2016	<b>DETROIT</b>	<b>1-4</b>	<b>6.57</b>	<b>11</b>	<b>10</b>	<b>0</b>	<b>0</b>	<b>0</b>	<b>50.2</b>	<b>56</b>	<b>216</b>	<b>39</b>	<b>37</b>	<b>12</b>	<b>1</b>	<b>19</b>	<b>36</b>	<b>2</b>	<b>0</b>	<b>.290</b>
	Toledo	2-5	2.25	11	11	0	0	0	64.0	53	259	20	16	5	2	18	57	0	0	.224
2017	<b>DETROIT</b>	<b>6-5</b>	<b>4.53</b>	<b>20</b>	<b>18</b>	<b>0</b>	<b>0</b>	<b>0</b>	<b>97.1</b>	<b>97</b>	<b>412</b>	<b>51</b>	<b>49</b>	<b>17</b>	<b>4</b>	<b>29</b>	<b>82</b>	<b>1</b>	<b>0</b>	<b>.258</b>
	Toledo	3-3	2.82	8	8	1	0	0	51.0	35	199	16	16	7	1	13	53	1	0	.191
	<b>DETROIT</b>	<b>6-11</b>	<b>5.27</b>	<b>26</b>	<b>25</b>	<b>1</b>	<b>1</b>	<b>0</b>	<b>135.0</b>	<b>157</b>	<b>605</b>	<b>84</b>	<b>79</b>	<b>18</b>	<b>3</b>	<b>53</b>	<b>110</b>	<b>2</b>	<b>0</b>	<b>.291</b>
2018	<b>DETROIT</b>	<b>9-13</b>	<b>4.39</b>	<b>31</b>	<b>31</b>	<b>0</b>	<b>0</b>	<b>0</b>	<b>170.1</b>	<b>146</b>	<b>709</b>	<b>87</b>	<b>83</b>	<b>27</b>	<b>11</b>	<b>51</b>	<b>159</b>	<b>6</b>	<b>2</b>	<b>.228</b>
2019	<b>DETROIT</b>	<b>9-12</b>	<b>4.56</b>	<b>32</b>	<b>32</b>	<b>0</b>	<b>0</b>	<b>0</b>	<b>185.1</b>	<b>178</b>	<b>788</b>	<b>101</b>	<b>94</b>	<b>39</b>	<b>8</b>	<b>50</b>	<b>238</b>	<b>6</b>	<b>4</b>	<b>.247</b>
2020	<b>DETROIT</b>	<b>3-7</b>	<b>6.71</b>	<b>12</b>	<b>12</b>	<b>1</b>	<b>0</b>	<b>0</b>	<b>60.1</b>	<b>67</b>	<b>271</b>	<b>46</b>	<b>45</b>	<b>15</b>	<b>5</b>	<b>22</b>	<b>60</b>	<b>5</b>	<b>0</b>	<b>.278</b>
MINOR LEAGUE TOTALS		20-20	2.49	72	69	2	0	0	387.0	293	1535	120	107	31	12	95	388	12	2	.207
DETROIT TOTALS		34-52	4.98	132	128	2	1	0	699.0	701	3001	408	387	128	32	224	685	22	6	.259
MAJOR LEAGUE TOTALS		34-54	5.08	134	130	2	1	0	705.2	716	3037	419	398	133	32	225	692	24	6	.261

## MAJOR LEAGUE CAREER FIELDING

	G	TC	PO	A	E	DP	PCT
Pitcher	134	86	22	57	7	2	.919

## MAJOR LEAGUE CAREER HIGHS

- Longest Winning Streak in Games with Decision:** 5 - July 18-August 24, 2016
- Longest Losing Streak in Games with Decision:** 6 - August 10, 2015-June 18, 2016
- Strikeouts:** 13 (twice) - last, July 4, 2019 at Chicago (AL)
- Walks:** 5 (twice) - last, August 25, 2019 at Minnesota
- Innings (starter):** 9.0 - September 17, 2017 vs. Chicago (AL)
- Innings (relief):** 4.2 - April 24, 2016 vs. Cleveland
- Low-Hit Game (CG):** 1 - September 17, 2017 vs. Chicago (AL)

## CONSECUTIVE SAVES CONVERTED BY TIGERS

The following is a list of the 12 longest consecutive saves streaks converted by a Tigers pitcher during a single season:

Player	Streak	Date	Year
Jose Valverde	49	April 3-September 28	2011
Guillermo Hernandez	32	April 6-September 23	1984
Todd Jones	26	April 25-July 30	2000
Jose Valverde	24	April 9-August 21	2010
Todd Jones	22	June 27-September 15	1997
Matt Anderson	22	May 2-September 28	2001
John Hiller	21	April 17-July 10	1973
Fernando Rodney	21	April 11-July 24	2009
Todd Jones	19	June 10-August 30	2006
Francisco Rodriguez	19	April 6-June 12	2016
Tom Timmerman	16	April 12-June 21	1970
Fernando Rodney	16	August 5-October 4	2009

Courtesy of STATS LLC



# 37 BEAU BURROWS

HT: 6-2 WT: 210 BT: R TH: R BORN: 9/18/1996 IN FORT WORTH, TX

## RIGHTHANDED PITCHER

Opening Day Age: 24

Residence: Weatherford, TX

Major League Service: 0.061

Signed Through: 2021

How Obtained: Selected by the Tigers in the first round (22nd overall) of the 2015 MLB Draft

### SEASON HIGHLIGHTS

Saw his first-ever Major League action during the **2020** season, appearing in five games for the Tigers... spent the remainder of the season at the Alternate Training Site in Toledo.

- Allowed four earned runs over 6.2 innings pitched on the season with Detroit...made his Major League debut on July 27 vs. Kansas City, and allowed three earned runs over 2.1 innings pitched from the bullpen.
- Recorded his first strikeout of his big league career on August 11 vs. Chicago (AL), striking out Luis Robert.
- Did not allow a batter to reach base in three straight appearances between August 11-16...opposing batters went 0x9 with two strikeouts during the stretch.
- Ranked as the No. 15 prospect in the Tigers organization by *Baseball America*.

Limited to 17 starts in **2019** due to two separate stints on the injured list.

- Did not allow an earned run in either of his first two starts of the season, throwing 4.0 innings and allowing an unearned run on April 6 vs. Louisville and tossing 6.1 scoreless innings on April 11 at Norfolk.
- Sideline from April 30-June 17 with right biceps tendinitis.
- Had three consecutive scoreless starts from June 17-27, throwing 4.0 shutout innings on June 17 with Single A Lakeland at St. Lucie and 5.0 scoreless innings on June 22 with Double A Erie at Akron and June 27 with Triple A Toledo at Louisville.
- Sideline from August 17-September 6 with a left oblique muscle strain.
- Rated as the sixth-best prospect in the Detroit player development system by *Baseball America*.

Started 26 games in **2018** as he spent the entire season with Double A Erie.

- Named to the Eastern League midseason All-Star Team.
- Ranked tied for second in the Eastern League with 26 starts, while he was third with 127 strikeouts, tied for fifth with 10 wins and eighth with a .251 (126x501) opponent batting average.
- Started five games in May, compiling a 3-2 record with a 2.60 ERA (27.2iP/8ER) and 22 strikeouts.
- Had a career-high 11 strikeouts on June 24 vs. Altoona.
- Ranked as the No. 4 prospect in the Tigers organization and the No. 17 prospect in the Eastern League by *Baseball America*.

Combined to make 26 starts between Single A Lakeland and Double A Erie in **2017**.

- Selected to participate in the MLB Futures Game prior to the Major League Baseball All-Star Game at Marlins Park in Miami...was also named to the Florida State League midseason All-Star Team, and tabbed an organization All-Star by MiLB.com.
- Opened the season with Lakeland and did not allow more than two runs in any of his 11 starts...went 4-3 with a 1.23 ERA (58.2iP/8ER) and 62 strikeouts with the Flying Tigers.
- Selected the Tigers Minor League Pitcher of the Month for May, going 1-3 with a 1.16 ERA (31.0iP/4ER) and 35 strikeouts in six starts.
- Recorded a double-digit strikeout performance on July 27 at Richmond, striking out 10...added a second 10-strikeout outing on August 6 vs. Hartford.
- Tabbed Eastern League Pitcher of the Week for the week ending August 13 after throwing 6.0 no-hit innings with eight strikeouts on August 12 vs. New Hampshire.
- Ranked as the third-best prospect in the Tigers organization, the No. 11 prospect in the Florida State League and the No. 19 prospect in the Eastern League by *Baseball America*.

Spent the entire **2016** season with Single A West Michigan, appearing in 21 games, including 20 starts.

- Selected as an organization All-Star by MiLB.com.
- Posted a 4-1 record with a 0.68 ERA (26.1iP/2ER) and 16 strikeouts over a five-start stretch from May 13-June 9.



## 2021 TIGERS

- Sidelined from July 23-August 1 with a right thumb blister.
- Finished the season strong, compiling a 1-0 record with a 1.32 ERA (27.1IP/4ER) and 24 strikeouts over his last six starts from August 1-September 2.
- Ranked as the second-best prospect in the Tigers organization and the No. 16 prospect in the Midwest League by *Baseball America*.

Began his professional career in **2015**, pitching in 10 games, including nine starts, with the GCL Tigers.

- Did not allow an earned run in five consecutive outings from July 1-24, throwing 15.0 innings over that span and allowing seven hits with 16 strikeouts.
- Rated as the No. 8 prospect in the Gulf Coast League by *Baseball America*.

### AMATEUR HIGHLIGHTS

- Graduated from Weatherford High School, where he posted a 0.78 ERA and 132 strikeouts in 72.0 innings as a senior.
- Was selected to play in the **2014** Under Armour All-American Game at Wrigley Field and was named a **2015** Preseason High School All-American by *Baseball America*.

### TRANSACTIONS

- Selected by the Tigers in the first round (22nd overall) of the 2015 MLB Draft out of Weatherford High School (TX) (signing scout: Chris Wimmer)
- On injured list, July 23-August 1, 2016 (right thumb blister)
- On injured list, April 30-June 17, 2019 (right biceps tendinitis)
- On injured list, August 17-September 6, 2019 (left oblique muscle strain)

### BEAU VAN BURROWS' CAREER RECORD

Year	Club	W-L	ERA	G	GS	CG	SHO	SV	IP	H	TBF	R	ER	HR	HB	BB	SO	WP	BK	AVG
2015	GCL Tigers	1-0	1.61	10	9	0	0	0	28.0	18	111	7	5	0	2	11	33	1	0	.184
2016	West Michigan	6-4	3.15	21	20	0	0	0	97.0	87	405	38	34	2	6	30	67	8	1	.240
2017	Lakeland	4-3	1.23	11	11	0	0	0	58.2	45	220	9	8	3	3	11	62	1	0	.221
	Erie	6-4	4.72	15	15	1	0	0	76.1	79	331	40	40	5	0	33	75	4	0	.269
2018	Erie	10-9	4.10	26	26	0	0	0	134.0	126	571	66	61	12	8	56	127	7	0	.251
2019	Lakeland	0-0	0.00	1	1	0	0	0	4.0	1	14	0	0	0	0	2	5	1	0	.083
	Erie	1-0	0.00	1	1	0	0	0	5.0	2	18	0	0	0	0	2	3	0	0	.125
	Toledo	2-6	5.51	15	15	0	0	0	65.1	68	295	41	40	12	5	32	61	2	0	.267
2020	<b>DETROIT</b>	<b>0-0</b>	<b>5.40</b>	<b>5</b>	<b>0</b>	<b>0</b>	<b>0</b>	<b>0</b>	<b>6.2</b>	<b>8</b>	<b>30</b>	<b>4</b>	<b>4</b>	<b>3</b>	<b>1</b>	<b>3</b>	<b>0</b>	<b>0</b>	<b>.286</b>	
MINOR LEAGUE TOTALS		30-26	3.61	100	98	1	0	0	468.1	426	1965	201	188	34	24	177	433	24	1	.245
MAJOR LEAGUE TOTALS		0-0	5.40	5	0	0	0	0	6.2	8	30	4	4	3	1	3	0	0	0	.286

### MAJOR LEAGUE CAREER FIELDING

	G	TC	PO	A	E	DP	PCT
Pitcher	5	1	1	0	0	0	1.000

### MAJOR LEAGUE CAREER HIGHS

**Longest Winning Streak in Games with Decision:** No Major League wins

**Longest Losing Streak in Games with Decision:** No Major League losses

**Strikeouts:** 1 (three times) - last, September 10, 2020 at St. Louis (Gm. 1)

**Walks:** 1 - July 27, 2020 vs. Kansas City

**Innings (starter):** No Major League Starts

**Innings (relief):** 2.1 - July 27, 2020 vs. Kansas City

## TIGER STADIUM FINAL FACTS

### THE FINAL GAME

**Date:** Monday, September 27, 1999

**Score:** Detroit 8, Kansas City 2

**Official Attendance:** 43,356 (46,302 tickets distributed)

**Start Time/Temperature:** 4:09 p.m./84 degrees

**Starting Pitchers:** Brian Moehler (DET), Jeff Suppan (KC)

**Umpires:** Rocky Roe (HP), Rick Reed (1B), Durwood Merrill (2B), Jim Reynolds (3B)

**Final Pitch:** 7:07 p.m.

### FROM THE FIELD

	Detroit	Opponent
<b>Final Pitcher</b>	Todd Jones	Jeff Montgomery (KC)
<b>Final Batter</b>	Kimera Bartee	Carlos Beltran (KC)
<b>Final Hit</b>	Robert Fick	Mike Sweeney (KC)
<b>Final Putout</b>	Brad Ausmus	Mike Sweeney (KC)
<b>Final Home Run</b>	Robert Fick	Mark Quinn (KC)
<b>Final RBI</b>	Robert Fick	Joe Randa (KC)
<b>Final Stolen Base</b>	Gabe Kapler	Homer Bush (TOR)
<b>Final Home Run over RF Roof</b>	Karim Garcia	Jeromy Burnitz (MIL)
<b>Final Shutout</b>	Brian Moehler	Wilson Alvarez (TB)





# 24 MIGUEL CABRERA

HT: 6-4 WT: 249 BT: R TH: R BORN: 4/18/1983 IN MARACAY, VZ

## DESIGNATED HITTER / FIRST BASEMAN

Opening Day Age: 37

Residence: North Miami Beach, FL

Major League Service: 17.101

Signed Through: 2023

(vesting options for 2024 and 2025)

**How Obtained:** Acquired by the Tigers along with Dontrelle Willis from Florida, in exchange for Burke Badenhop, Eulogio de La Cruz, Cameron Maybin, Andrew Miller, Mike Rabelo and Dallas Trahern on December 5, 2007

### CAREER HIGHLIGHTS

The 2021 season will mark Cabrera's 14th with the Tigers...marks the sixth year of an eight-year contract extension with two vesting options (2024 and 2025), which he agreed to terms on with the club on March 28, 2014.

- Since the 2003 season, he leads all active players (min. 3,000 at-bats) in hits (2,866) and batting average (.315), while he ranks second in games played (2,457), runs scored (1,457), home runs (487) and RBI (1,729) and fourth in on-base percentage (.391).
- Named the American League Most Valuable Player for the second consecutive year in 2013 -- joined Hal Newhouser as the only two players in franchise history to win the award in back-to-back seasons...is one of only eight Tigers players to capture the MVP award, joining Mickey Cochrane (1934), Hank Greenberg (1935, 1940), Charlie Gehringer (1937), Hal Newhouser (1944, 1945), Denny McLain (1968), Willie Hernandez (1984) and Justin Verlander (2011) in accomplishing the feat...Cabrera became the first native of Venezuela to be named the Most Valuable Player.
- Led the American League with a .330 batting average, 44 home runs and 139 RBI during the 2012 season to become the first player to win the Triple Crown since Boston's Carl Yastrzemski did so in 1967...it marked the 14th time since 1900 a player captured the Triple Crown and Cabrera became the 12th player to accomplish the feat during that time...he was the second Tigers player to do so, joining Ty Cobb (1909)...marked the 25th time a Tigers player has led the league in batting average, the 11th time a Tigers player has led the league in home runs and the 20th time a Tigers player has led the league in RBI.
- Has led the American League in batting average (2011, 2012, 2013, 2015), home runs (2008, 2012) and RBI (2010, 2012) during his Tigers career -- joined Ty Cobb to become only the second player in Tigers history to lead the American League in all three categories.
- Won the American League batting title in 2015 with a .338 batting average, marking his fourth batting crown in a five-year span -- became the ninth player in MLB history to win four batting titles in a five-year stretch, joining Wade Boggs, Rod Carew, Ty Cobb, Tony Gwynn, Rogers Hornsby, Nap Lajoie, Stan Musial and Honus Wagner...also became the third player in Tigers history to win four batting titles, joining Cobb and Harry Heilmann.
- Captured the American League batting title in 2011, 2012 and 2013 to become the first Tigers player to lead the league in hitting in three consecutive seasons since Ty Cobb did so in three straight seasons from 1917-19.
- Led the American League with a .344 batting average for the Tigers in 2011 -- first Tigers player to lead the league in batting average since Magglio Ordoñez did so with a .363 batting average in 2007...became the 10th different player in franchise history to lead the league in batting average...marked the 24th time overall a Tigers player has led the league in batting average.
- Led the American League with 126 RBI for the Tigers in 2010 -- first Tigers player to lead the league in RBI since Cecil Fielder did so with 124 RBI in 1992...became the eighth different player in franchise history to lead the league in RBI...marked the 19th time overall a Tigers player has led the league in RBI.
- Led the American League with 37 home runs for the Tigers in 2008 -- first Tigers player to lead the league in home runs since Cecil Fielder tied for the lead with 44 home runs in 1991...became the seventh different player in franchise history to lead the league in home runs...marked the 10th time overall a Tigers player has led the league in home runs.
- Four-time National League All-Star selection with the Florida Marlins (2004-07)...seven-time American League All-Star selection with the Tigers (2010-16).
- Won two National League Silver Slugger Awards with the Marlins (2005-06)...has won five American League Silver Slugger Awards with the Tigers (2010, 2012-13, 2015-16).
- Earned American League Player of the Month honors in July, 2008, August, 2012, May, 2013, August, 2013, September, 2014 and September, 2016...he is the only player in franchise history to ever win the award more than twice.



- Selected American League Player of the Week 11 times during his career, while he has earned National League Player of the Week honors four times.
- Is the Tigers all-time postseason franchise leader with 39 hits, nine home runs and 26 RBI.
- Holds the Major League record with a 31-game postseason on-base streak (September 30, 2011-October 13, 2013).
- Tabbed the National League Rookie of the Month with the Marlins in both July and September of 2003.
- Collected 100-or-more RBI in 11 consecutive seasons (2004-14) -- became the fifth player in Major League history to post 11-or-more consecutive seasons with 100-or-more RBI.
- Has recorded 100-or-more RBI in a season 12 times in his career, which is tied with Manny Ramirez, Barry Bonds and Al Simmons for the sixth-most in MLB history...has eight 100-RBI seasons as a Tiger, which are tied with Harry Heilmann for the most in club history.
- Belted 25-or-more home runs and recorded 100-or-more RBI in 11 straight seasons (2004-14) -- is one of just four players in Major League history to accomplish the feat, joining Alex Rodriguez (13 straight seasons), Jimmie Foxx (12 straight seasons) and Lou Gehrig (12 straight seasons).
- Has hit 349 home runs as a Tiger, which are the third most in franchise history, trailing only Al Kaline (399) and Norm Cash (373).
- Has hit 30-or-more homers in a season 10 times in his career and seven times with the Tigers...his seven seasons with 30-or-more homers are the most in Tigers history.
- Is the all-time leader among Venezuelan-born players in doubles (581), home runs (487), RBI (1,729), batting average (.313), slugging percentage (.540) and total bases (4,942).
- Played for Venezuela during the World Baseball Classic in 2006, 2009, 2013 and 2017.
- Selected to participate in the Futures Game held prior to the 2001 and 2002 All-Star Games at Safeco Field in Seattle and Miller Park in Milwaukee, respectively.

#### SEASON HIGHLIGHTS

Appeared in all but one of Detroit's 58 games in **2020**, passing multiple notable milestones on the franchise and MLB all-time leaderboards.

- Slashed .250/.329/.417 on the year, with 28 runs scored, four doubles, 10 home runs and 35 RBI...had a pair of hot stretches, including one from August 16-September 6 over which he batted .329/.388/.395 with a 13-game hitting streak, and another from September 20-26 to close the season, when he was 10x27 with four homers and 12 RBI over six games.
- Entered the season tied with Adrián Beltré for 31st on the all-time Major League home run leaderboard at 477, passing him on July 25 at Cincinnati for sole possession for the spot...finished the season six longballs behind Fred McGriff and Lou Gehrig for 28th on the list (493).
- Finished the 2020 season with 1,729 RBI in his Major League career, which ranks 21st on the MLB all-time list...passed multiple noteworthy players on the all-time RBI leaderboard this year, including Cal Ripken Jr. (1,695), Jim Thome (1,699), Reggie Jackson (1,702), Frank Thomas (1,704) and Adrián Beltré (1,707).
- Had a pair of multi-homer games on the season, going deep twice on July 30 vs. Kansas City and September 23 at Minnesota...now has 41 multi-homer games in his career and 32 with the Tigers, which is tied with Hank Greenberg for the most in franchise history.
- Recorded his 2,000th career hit as a Tiger on September 1 vs. Minnesota, becoming the eighth player in franchise history to notch 2,000 hits wearing the Olde English 'D'...is just the second active player to do so with a franchise, joining Albert Pujols, who had 2,073 hits with the Cardinals...according to the Elias Sports Bureau, Cabrera became the first player to reach 2,000 hits with a team other than the team he made his Major League debut with since David Ortiz, who had 2,079 hits with the Red Sox.
- Went 2x2 with a solo home run, double, and three walks on September 15 vs. Kansas City...reached base five times on the night, the 17th time he has reached base five-or-more times while wearing the Olde English 'D' (last, May 16, 2017 vs. Baltimore)...his three free passes that night marked his fourth multi-walk game of the season, and his first three-walk game since August 5, 2017 at Baltimore
- Named the Tigers nominee for the Roberto Clemente Award for his work in the Detroit community...focus this season was helping children and families cope with the difficulties and dangers of Coronavirus...prior to the resumption of play, made a \$250,000 donation to the Detroit Tigers Foundation, which was distributed to multiple community organizations aligned with that goal.

Completed his 12th season with the Tigers in **2019**, appearing in 136 games.

- Named the Tigers nominee for the Hank Aaron Award.
- Ranked second in the American League and third in the Majors with a .369 (41x111) batting average with runners in scoring position, which was his highest such figure since hitting .397 (62x156) with runners in scoring position in 2013.
- Passed multiple noteworthy players on the RBI leaderboard this year, including Ernie Banks (1,636), Tony Perez (1,652), Sammy Sosa (1,667) and Gary Sheffield (1,676).
- Posted a 10-game hitting streak from April 13-24, batting .300/.356/.375 with three doubles and four RBI...was his longest streak since September 22-October 2, 2016, when he also had a 10-game streak.
- Had a season-high four hits on April 26 at Chicago (AL), marking his 47th career game with four-or-more hits, which is tied with Roberto Clemente, Kirby Puckett and Bill Terry for 20th in Major League history.

- Named the Tigers Player of the Month for March/April after hitting .282/.359/.359 with 10 runs scored, five doubles, one home run and 11 RBI.
- Recorded his 1,000th career hit at Comerica Park on August 6 vs. Chicago (AL), becoming the first player to reach that milestone...hit .315 (76x241) at home during the season, which ranked fourth in the American League.
- Hit the 575th double of his Major League career on August 24 at Minnesota, passing Bobby Abreu for the most doubles in big league history by a Venezuelan-born player.

Limited to 38 games with the Tigers in **2018** due to injuries.

- Posted his 46th career game with four-or-more hits in the first game of the doubleheader on April 25 at Pittsburgh.
- Named Tigers Player of the Month for March/April after hitting .326/.413/.528 with 13 runs scored, nine doubles, three home runs and 21 RBI in 25 games...ranked tied for fifth in the American League in doubles, while he was tied for eighth in RBI and ninth in on-base percentage.
- Sidelined from May 4-June 1 with a right hamstring strain.
- Sidelined from June 13-October 29 with a ruptured left biceps tendon.

Played in 130 games with the Tigers in **2017**.

- Finished the season ranked tied for 10th in the American League with six intentional walks.
- Named the Tigers nominee for the 2017 Roberto Clemente Award.
- Recorded at least one RBI in six straight games from April 13-19, tied for the third-longest streak of his career and longest since a streak of six straight games from June 12-17, 2015.
- Sidelined from April 22-May 2 with a right groin strain.
- Hit a two-run double in the second inning on June 2 vs. Chicago (AL) for his 1,000th career extra-base hit...became the 40th player in MLB history to reach the milestone.
- Belted his seventh career walk-off home run on June 15 vs. Tampa Bay (last, August 17, 2013 vs. Kansas City).
- Drew a walk-off walk in the 11th inning on July 16 vs. Toronto...marked the 13th time that he's driven in a walk-off run, but was his first career walk-off walk.
- Recorded the 2,600th hit of his Major League career on July 25 vs. Kansas City...became the 81st player in MLB history to reach 2,600 career hits.
- Played in six games with Team Venezuela in the World Baseball Classic and hit .190/.320/.333 with two runs scored, one home run and three RBI.

Selected to the American League All-Star Team in **2016** through player balloting -- marked his 11th career All-Star selection and his seventh as a member of the Tigers...his seven All-Star selections are tied with Jim Bunning for the fourth most in franchise history and he became the first Tigers position player to go to seven straight All-Star Games since Bill Freehan, who went to 10 straight All-Star Games from 1964-73.

- Tied for the American League lead with 15 intentional walks, while he was second with a .563 slugging percentage, fourth with a .316 batting average, fifth with a .393 on-base percentage, sixth with 335 total bases, tied for sixth with 188 hits and 108 RBI and tied for eighth with 38 home runs.
- Won his seventh Silver Slugger Award and his fifth in the American League.
- Named the Tigers nominee for the Hank Aaron Award and the Roberto Clemente Award.
- Finished the season with 38 home runs, marking his 10th season with 30-or-more homers (last, 2013) and his seventh season with at least 30 homers as a Tiger.
- Had a career-high six multi-homer games during the season, hitting two homers on April 25 vs. Oakland, May 20 vs. Tampa Bay, May 23 vs. Philadelphia, July 31 vs. Houston, September 5 at Chicago (AL) and September 30 at Atlanta.
- Hit the 500th double of his Major League career on May 23 vs. Philadelphia -- became the 62nd player in MLB history to reach the 500 double mark.
- Played in the 2,000th game of his Major League career on June 12 at New York (AL), becoming the sixth Venezuelan-born player to appear in 2,000 Major League games.
- Drove in the 1,500th run of his career on July 22 at Chicago (AL) -- according to the Elias Sports Bureau, Cabrera, at 33 years old, became the fifth-youngest player at the time of his 1,500th RBI, trailing Jimmie Foxx, who was 30, and Lou Gehrig, Alex Rodriguez and Mel Ott, who were each 32.
- Hit a go-ahead solo homer with two outs in the ninth inning on July 27 at Boston -- marked his 14th career go-ahead homer in the ninth inning-or-later (last, May 13, 2014 at Baltimore).
- Recorded his 1,000th RBI in a Tigers uniform on August 18 vs. Boston with a RBI single in the eighth inning -- became the 11th player in franchise history to record 1,000 RBI...according to the Elias Sports Bureau, Cabrera, who had 523 RBI with the Marlins, became the seventh player in MLB history to drive in 500 runs for one team and 1,000 for another, joining Jimmie Foxx (Athletics/Red Sox), Frank Robinson (Reds/Orioles), Barry Bonds (Giants/Pirates), Ken Griffey Jr. (Mariners/Reds), Rafael Palmeiro (Rangers/Orioles) and Alex Rodriguez (Yankees/Mariners).
- Drove in the 1,003rd run of his Tigers career on August 29 vs. Chicago (AL), tying Alan Trammell for 10th place in franchise history.
- Hit his 300th home run as a member of the Tigers in the first inning on September 5 at Chicago (AL) -- became the fourth player in club history to hit 300 home runs, joining Al Kaline (399), Norm Cash (373) and Hank Greenberg (306).



## 2021 TIGERS

- Drew the 1,000th walk of his Major League career on September 10 vs. Baltimore.
- Recorded the 2,500th hit of his Major League career on September 18 at Cleveland with a single in the third inning -- Cabrera, at 33 years, 153 days old, became the fourth-youngest player since 1900 to reach 2,500 hits, trailing only Ty Cobb (31 years, 242 days), Rogers Hornsby (33 years, 10 days) and Hank Aaron (33 years, 127 days).
- Hit his 307th and 308th home run as a Tiger on September 30 at Atlanta, passing Hank Greenberg (306) for third place in club history.
- Selected the American League Player of the Month for September/October after batting .349/.439/.670 with 20 runs scored, four doubles, 10 home runs and 27 RBI -- ranked third in the AL in on-base percentage and slugging percentage during the month, while he was tied for third in hits (37) and RBI, tied for fourth in home runs, sixth in batting average and tied for sixth in runs scored...marked his sixth career player of the month award.

Elected the starting first baseman for the American League in the All-Star Game in **2015** -- marked his 10th All-Star Game (sixth in the American League), and third fan-elected start...became the fourth Tiger to earn three fan selections overall, joining Lou Whitaker (1984-86), Lance Parrish (1984-86) and Ivan Rodriguez (2004, 2006-07).

- Led the American League with a .338 batting average and a .440 on-base percentage, while he was tied for sixth with 77 walks and ninth with a .534 slugging percentage.
- Won his sixth Silver Slugger Award, which was his fourth in the American League.
- Named one of seven finalists for the Marvin Miller Man of the Year Award.
- Selected as the Tigers nominee for the Hank Aaron Award and the Roberto Clemente Award.
- Winner of the Luis Aparicio Award, awarded to Venezuela's top Major League player -- marked his fifth time winning the award.
- Named the best hitter in the American League by *Baseball America*.
- Recorded back-to-back four-hit games on April 11 and 12 at Cleveland -- marked the first time in his career he has had four hits in consecutive games and became the first Tigers player to have back-to-back four-hit games since Curtis Granderson on June 26-27, 2008.
- Drew a career-high four walks, including three intentional passes, on April 25 vs. Cleveland -- became the first Tigers player to walk four times in a game since Matt Tuiaosopo on May 19, 2013 at Texas.
- Became the first Venezuelan-born player and the 53rd player in MLB history to hit 400 career home runs with his solo homer on May 16 at St. Louis -- at 32 years, 28 days, became the third-youngest active player to reach the 400 home run milestone and the eighth-youngest player all-time to reach 400 career home runs.
- Reached the 1,400 RBI mark on May 21 vs. Houston -- became the 76th player in Major League history to drive in 1,400 runs and the fifth-youngest player in MLB history to reach the milestone.
- Had a season-best, 13-game hitting streak from May 13-26, batting .400/.483/.800 with 10 runs scored, three doubles, one triple, five home runs and 11 RBI.
- Reached base safely in 27 straight games from May 10-June 9 and hit .327/.436/.582 with 16 runs scored, five doubles, one triple, six home runs and 18 RBI.
- Had 24 hits, five home runs and 16 RBI in first 10 games vs. the Indians -- according to the Elias Sports Bureau, no Major League player has reached those levels in all three categories over 10 games against an opponent in any season since 1958, when Willie Mays had a 10-game stretch against the Dodgers (24 hits, seven homers and 18 RBI from April 18-August 10).
- Recorded the 900th extra-base hit of his career on June 26 vs. Chicago (AL) -- became just the fifth player in Major League history to record at least 2,200 hits, 400 home runs, 1,400 RBI and 900 extra-base hits by his age-32 season, joining Hank Aaron, Jimmie Foxx, Albert Pujols and Alex Rodriguez.
- Sidelined July 4-August 13 with a left calf strain -- marked his first career trip to the injured list.
- Drove in three runs on August 16 at Houston to reach 1,426 RBI in his career, passing Andres Galarraga for the most RBI by a Venezuelan-born player in MLB history.
- Recorded multiple hits in seven straight games from August 19-25, tying a career high (also, August 6-13, 2006).
- Led the American League with a .357 (80x224) batting average in home games...hit a league-leading .317 (65x205) on the road.
- Posted a .313 (25x80) batting average vs. lefthanded pitchers...hit an American League-best .344 (120x349) with righthanders on the mound.
- Led the American League with a .365 (35x96) batting average with runners in scoring position.

Selected as the starting first baseman for the American League All-Star squad in **2014** as he led the league with 52 doubles and 11 sacrifice flies.

- Tied for first in the American League with 19 game-winning RBI, while he was second with 78 extra-base hits and 109 RBI, third with 191 hits, tied for third with 101 runs scored, fourth with 320 total bases, tied for fifth with 55 multi-hit games, sixth with a .336 (49x146) batting average with runners in scoring position, seventh with a .313 (191x611) batting average and a .524 slugging percentage and 10th with a .371 on-base percentage.
- Tabbed the best hitter for average in the American League by *Baseball America*.
- Established a career high with 52 doubles on the season, which are the sixth-most in franchise history.

- Became just the third player in franchise history to connect for 25-or-more home runs, 50-or-more doubles and 100-or-more RBI in a single season, joining Hank Greenberg and Magglio Ordoñez in accomplishing the feat.
- Scored more than 100 runs and drove in more than 100 RBI for the fifth straight season -- according to the Elias Sports Bureau, his streak is tied with Charlie Gehringer (1932-36) for the longest such streak in franchise history.
- Connected for the 2,000th hit of his Major League career with a two-run home run off Ryan Webb in the eighth inning on April 4 vs. Baltimore...he became the 15th active player with 2,000-or-more hits and just the sixth player all-time from Venezuela to reach 2,000 hits...he became the ninth player in Major League history to reach 2,000 hits before their 31st birthday, and the second Tiger to accomplish the feat, joining Ty Cobb who reached 2,000 hits at age 29 years, six months and two days...at 30 years, 11 months and 17 days, he became the seventh-youngest player in Major League history to reach 2,000 hits.
- Became the fifth player in franchise history to hit 250-or-more home runs with a solo home run in the ninth inning on September 15 against Casey Fien and the Twins.
- Selected the American League Player of the Month and the Tigers Player of the Month for September after batting .379/.409/.709 with 19 runs scored, 10 doubles, eight home runs and 18 RBI in 26 games.
- Underwent successful right ankle surgery to remove bone spurs and to repair a stress fracture to his navicular bone on October 22, 2014...the procedure was performed by Dr. Robert Anderson in Charlotte, NC.

Named the American League MVP and won his third consecutive batting title in **2013**.

- Elected the starting third baseman for the American League All-Star Team...marked his fourth All-Star Game appearance as a member of the Tigers.
- Won his fifth Silver Slugger Award and named the American League winner of the Hank Aaron Award, given to the most outstanding offensive performer in each league.
- Named Player of the Year and American League Player of the Year in voting conducted by his peers for the Players Choice Awards.
- Tabbed the best hitter for average and as having the best strike zone discipline in the American League by *Baseball America*.
- Named Tiger of the Year by Detroit's chapter of the BBWAA for the second consecutive season.
- Led the American League with a .348 (193x555) batting average, a .442 on-base percentage and a .636 slugging percentage, while he was tied for first with 37 go-ahead RBI, second with 44 home runs, 137 RBI and 353 total bases, tied for second with 103 runs scored and 193 hits, third with 90 walks, and ninth with 52 multi-hit games.
- Collected 137 RBI during the season, marking the sixth consecutive season he has posted 100-or-more RBI for the Tigers -- became just the second player in Tigers history to drive in 100-or-more RBI in six straight seasons, joining Harry Heilmann, who drove in 100-or-more runs in seven consecutive seasons (1932-1936).
- Matched a career high with 44 home runs on the season.
- Became just the third player in franchise history to connect for 30-or-more home runs and 120-or-more RBI in consecutive seasons, joining Hank Greenberg and Cecil Fielder.
- Collected at least one RBI in each of the team's first five games of the season, marking the longest streak by a Tigers player to start the season since Bobby Higginson did so in the first five games of 2004.
- Drove in 28 runs during the month of April, marking the most for any Tigers player since at least 1921.
- Knocked the 1,000th hit of his Tigers career on May 2 at Houston, becoming the 30th player in franchise history to accomplish the feat.
- Matched career highs with six RBI on May 4 at Houston and three home runs on May 19 vs. Texas.
- Collected the 400th double of his career in the first inning on May 30 vs. Pittsburgh.
- Selected the Tigers Player of the Month and the American League Player of the Month for May after batting .379/.455/.767 with 23 runs scored, nine doubles, 12 home runs and 33 RBI in 28 games during the month -- ranked first in the American League in home runs, RBI and batting average, while he was tied for first in hits (44) and on-base percentage.
- Clubbed the 200th home run of his Tigers career on June 1 vs. Baltimore, becoming just the 10th player in franchise history to record 200 home runs.
- Had a 44-game, on-base streak from May 14-June 30, marking the second-longest streak in the Majors that season (Cuddyer, 46-game streak).
- Connected for 30 home runs prior to the All-Star break -- marked the most home runs by a Tigers player prior to the All-Star break in franchise history.
- Named the American League Player of the Month for August -- hit .356/.430/.733 with five doubles, 11 home runs and 31 RBI in 27 games during the month...ranked tied for first in the American League in home runs and RBI, fourth in batting average and tied for 10th in hits (36)...marked the fourth time he earned American League Player of the Month honors with Detroit.
- Led the American League with a .397 (62x156) batting average with runners in scoring position.
- Led the American League with a .366 (97x265) batting average at home...finished second with a .331 (96x290) batting average on the road.
- Underwent core muscle repair surgery on October 29...the surgery was performed by Dr. Bill Meyers in Philadelphia.



Led the American League with a .330 (205x622) batting average, 44 home runs and 139 RBI for the Tigers during the **2012** season to become the first player to win the Triple Crown since Boston's Carl Yastrzemski did so in 1967...it marked the 14th time since 1900 a player captured the Triple Crown and Cabrera is the 12th player to accomplish the feat during that time...he is the second Tigers player to do so, joining Ty Cobb (1909).

- Selected the American League Most Valuable Player -- became the eighth player in Tigers history to earn the honor...joined Mickey Cochrane (1934), Hank Greenberg (1935, 1940), Charlie Gehringer (1937), Hal Newhouser (1944, 1945), Denny McLain (1968), Willie Hernandez (1984) and Justin Verlander (2011) in accomplishing the feat...Cabrera became the first native of Venezuela to be named the Most Valuable Player.
- Topped the American League with 377 total bases, 84 extra-base hits and a .606 slugging percentage, while he finished second with 109 runs scored and 205 hits, fourth with a .393 on-base percentage and seventh with 40 doubles.
- Selected to the American League All-Star squad for the third time during his Tigers career.
- Earned his fourth Silver Slugger Award, his second as a third baseman.
- Won the American League Hank Aaron Award, recognizing the most outstanding offensive performer in each league.
- Selected the Major League Baseball Player of the Year and the American League Outstanding Player as part of the Players Choice Award balloting.
- Tabbbed the Tiger of the Year by Detroit's chapter of the BBWAA for the third time in his Tigers career.
- Won the Walter "Buck" Leonard Award and Josh Gibson Award from the Negro League Baseball Museum as the American League's batting champion and home run leader, respectively.
- Selected as the Luis Aparicio Award winner as Venezuela's top Major League player.
- Captured the American League batting title by hitting .330, marking the second straight season he won the title -- became the first Tigers player to lead the league in hitting in consecutive seasons since Ty Cobb did so in three straight seasons (1917-19).
- Belted 44 home runs during the season, becoming the first Tigers player to connect for 40-or-more home runs in a season since Cecil Fielder belted 44 home runs in 1991...marked the 10th time in club history a Tigers player has hit 40-or-more home runs in a season and Cabrera became the sixth player in franchise history to do so...additionally, he became the first player in Tigers history to belt 30-or-more home runs in five straight seasons.
- Collected 139 RBI during the season, marking the fifth straight season he has posted 100-or-more RBI for the Tigers.
- Finished with 40 doubles and 44 home runs during the season, joining Hank Greenberg as the only two players in Tigers history to collect 40-or-more doubles and 40-or-more home runs during the same season...Greenberg accomplished the feat for Detroit in both 1937 and 1940.
- Collected 205 hits during the season, marking the first time he has finished with 200-or-more hits during a season -- he became the 21st player in Tigers history to collect 200-or-more hits during a season.
- Recorded 377 total bases during the season, marking the fifth straight season he has posted 300-or-more total bases for the Tigers -- he became the first player in club history to post 300-or-more total bases in five consecutive seasons.
- Collected 40 doubles during the season, marking the third straight season he has posted 40-or-more doubles for the Tigers -- longest such streak by a Tigers player since Charlie Gehringer did so in three straight seasons (1932-34).
- Collected the 1,000th RBI of his career on April 27 at New York (AL) -- according to the Elias Sports Bureau, he became the sixth-youngest player in Major League history to reach 1,000 RBI, trailing Mel Ott (27), Jimmie Foxx (27), Alex Rodriguez (28), Ken Griffey, Jr. (28) and Lou Gehrig (28).
- Belted the 300th home run of his Major League career on July 22 vs. Chicago (AL), a solo shot off Philip Humber -- according to STATS LLC, he became the 14th player in Major League history to hit his 300th home run prior to turning 30 years old...he became the second player born in Venezuela to collect 300 home runs during his career, joining Andres Galarraga.
- Tabbbed the American League Player of the Month for August -- hit .357/.429/.663 with six doubles, eight home runs and 24 RBI in 26 games during the month...ranked second in the American League in home runs, while he was tied for second in RBI, fifth in batting average and tied for seventh in hits (35).
- Batted .332/.403/.692 with 28 home runs in 80 games at home -- established a Comerica Park record with 28 home runs and it marked the most home runs hit at home by a Tigers player since Hank Greenberg connected for 29 home runs at home during the 1946 season...hit .327/.384/.529 with 16 home runs in 81 games on the road.
- Established a club record for an American League Division Series game with two doubles on October 7 in Game Two vs. Oakland -- matched a franchise record for an ALDS game with three hits and two extra-base hits during that game.

Selected to the American League All-Star squad for the second time with the Tigers as he led the league with a .344 (197x572) batting average during the **2011** season -- became the 10th Tigers player to lead the American League in hitting, the first since Magglio Ordonez did so with a .363 batting average during the 2007 season.

- Led the American League with 48 doubles and a .448 on-base percentage, while he finished second with 108 walks, 22 intentional walks and a .586 slugging percentage, third with 335 total bases and 78 extra-

base hits, fourth with 111 runs scored, fifth with 197 hits, tied for sixth with 105 RBI and tied for 10th with 30 home runs.

- Collected a career-high 108 walks, marking the first time in his career he has walked more than 100 times -- first Tigers player to draw 100-or-more walks during a single season since Tony Phillips and Mickey Tettleton both did so in 1993.
- Finished the season with 111 runs scored, 105 RBI and 108 walks to become just the fifth player in Tigers history to reach a total of 100-or-more in all three categories during a single season -- joined Hank Greenberg (1937, 1938), Charlie Gehringer (1938), Rocky Colavito (1961) and Norm Cash (1961) in accomplishing the feat.
- Finished with 30 home runs and 105 RBI, marking the fourth consecutive season he has posted both 30-or-more home runs and 100-or-more RBI for the Tigers.
- Recorded 48 doubles during the season, marking the second straight season he has posted 40-or-more doubles for the Tigers -- became the first Tigers player with back-to-back seasons of 40-or-more doubles since Hank Greenberg did so for the club in 1939 and 1940.
- Finished with 335 total bases for the Tigers, marking the fourth straight season he surpassed 300 total bases for the club -- became just the second player in franchise history to surpass 300 total bases in at least four straight seasons...Hank Greenberg is the other Tigers player to do so, accomplishing the feat in four straight seasons (1937-40).
- His .448 on-base percentage marked the highest on-base percentage by a Tigers player since Norm Cash finished the 1961 season with a .487 on-base percentage -- his on-base percentage was the highest by a Tigers righthanded hitter since Harry Heilmann posted a .475 on-base percentage in 1927.
- Ranked second among all American League first basemen with 1,379 total chances, 1,263 putouts and 103 assists.
- Won the Walter "Buck" Leonard Award from the Negro League Baseball Museum as the American League's batting champion.
- Selected as the Luis Aparicio Award winner as Venezuela's top Major League player.
- Tabbed the second-best hitter and rated as possessing the second-best strike-zone judgement in the American League by *Baseball America*, while he and Texas' Josh Hamilton were tied for having the second-best power in the league according to the publication.
- Collected the 300th double of his career on April 11 vs. Texas -- according to STATS LLC, he became the first Major League player since at least 1946 to reach 300 doubles prior to turning 28 years old.
- Collected the 1,500th hit of his Major League career on July 15 vs. Chicago (AL), a single in the fifth inning off Gavin Floyd.
- Recorded a season-high, 17-game hitting streak from August 2-20, batting .380/.423/.521 with seven doubles, a home run and 13 RBI.
- Batted .390/.454/.552 with 11 doubles, two home runs and 16 RBI in 27 games during August -- finished the month tied for the lead in the American League in hits (41), while he tied for second in doubles, third in batting average and fifth in on-base percentage.
- Drove in a run in a season-high seven straight games September 1-7, totaling 11 RBI.
- Batted .353 (152x431) vs. righthanded pitchers, leading all American League players...hit .319 (45x141) with lefties on the mound.
- Batted .388 (57x147) with runners in scoring position, second-best in the American League.
- Finished with three hits, including a home run, and three RBI in Game Two of the American League Division Series on October 2 at Yankee Stadium -- became the fifth player in Tigers history to collect at least three hits, a home run and three RBI during a postseason game...joined Hank Greenberg (Game Five of 1940 World Series), Al Kaline (Game Six of 1968 World Series), Alan Trammell (Game One of 1984 American League Championship Series and Game Four of 1984 World Series) and Kirk Gibson (Game Five of 1984 World Series) in accomplishing the feat.
- Belted two home runs in Game Six of the American League Championship Series on October 15 at Texas to match the Tigers single-game postseason record for home runs -- marked the fifth time in franchise history a Tigers player has hit two home runs during a postseason game...he joined Alan Trammell (Game Four of 1984 World Series), Kirk Gibson (Game Five of 1984 World Series), Magglio Ordoñez (Game Four of 2006 American League Championship Series) and Delmon Young (Game Five of 2011 American League Championship Series) in accomplishing the feat.
- Finished with seven RBI during the ALCS, marking the most RBI collected by a Tigers player in an ALCS.

Selected to the American League All-Star squad in his third season with the Tigers in **2010** as he led the league with 126 RBI -- the first Tigers player to lead the league in RBI since Cecil Fielder did so with 124 RBI in 1992...tabbed the Tiger of the Year by Detroit's chapter of the BBWAA for the second time.

- Led the American League with a .420 on-base percentage and 32 intentional walks, while he finished second with a .328 (180x548) batting average, .622 slugging percentage, 341 total bases, 84 extra-base hits and an RBI once every 4.3 at-bats, tied for second with 111 runs scored, third with 38 home runs and a home run every 14.4 at-bats, tied for fourth with 45 doubles, fifth with 89 walks and 10th with 180 hits.
- Earned his third Silver Slugger Award, his first as a first baseman.
- Joined Hank Greenberg as the only two players in Tigers history to finish with at least 45 doubles, 35 home runs and 120 RBI during a single season -- Greenberg accomplished the feat in 1935, 1937 and 1940.



- Tabbed the best hitter for average in the American League by *Baseball America*, while he and Texas' Josh Hamilton were both rated as possessing the best power in the league by the publication.
- Established a career high as he matched a Tigers record with three home runs on May 28 vs. Oakland -- marked the 21st time in franchise history a Tigers player has connected for three home runs in a game and the first time since Dmitri Young did so on April 4, 2005 vs. Kansas City.
- Compiled a career-best 20-game hitting streak from June 19-July 16 -- batted .397/.465/.658 with eight doubles, a triple, three home runs and 19 RBI.
- Ranked tied for sixth in the American League with seven home runs during August.
- Sidelined for the remainder of the season after suffering a right high ankle sprain on September 27 at Cleveland.
- Was fourth in the American League with a .333 (140x420) batting average against righthanded pitchers.. finished 10th in the league with a .313 (40x128) batting average vs. lefthanded pitchers.
- Batted .342 (94x275) in 78 games at home, tied for second-best in the American League...hit .315 (86x273) in 72 games on the road, tied for sixth-best in the league.

Tied for third in the American League in **2009** with a .324 batting average in his second season with the Tigers.

- Ranked third in the AL with 334 total bases, while he finished fourth with 198 hits, tied for fifth with 57 multi-hit games, sixth with a .396 on-base percentage and .547 slugging percentage, tied for sixth with 34 home runs and tied for eighth with 103 RBI.
- Tabbed the third-best hitter in the American League by *Baseball America*.
- Collected 11 hits, three home runs and 10 RBI in his first five games of the season from April 6-10 -- according to the Elias Sports Bureau, he and Toronto's Adam Lind became the fifth and sixth players since 1920 (when RBI became an official statistic) with at least 10 hits, three home runs and 10 RBI in the team's first five games of the season...Cabrera and Lind joined Bobby Doerr (1941), Lou Brock (1967), Kal Daniels (1988) and Larry Walker (1997) in accomplishing the feat.
- Compiled 17 hits and 12 RBI over his first nine games of the season from April 6-15 -- according to the Elias Sports Bureau, he became the third Tigers player since 1955 with at least 17 hits and 12 RBI in the club's first nine games...Cabrera joined Al Kaline (17 hits and 13 RBI in 1955) and Chris Shelton (19 hits and 14 RBI in 2006) in accomplishing the feat.
- Hit .377/.455/.558 with two doubles, four home runs and 14 RBI in 21 games during April -- ranked fourth in the American League in on-base percentage during the month, while he finished fifth in batting average and tied for ninth in hits (29).
- Did not commit an error in 55 consecutive games at first base from May 14-July 23.
- Recorded a 17-game hitting streak from June 29-July 22 -- hit .324/.387/.529 during the streak.
- Hit .337/.398/.531 with seven doubles, four home runs and 10 RBI in 24 games during July.
- Did not commit an error over his final 59 games at first base from August 1-October 6.
- Connected for his 200th career home run on August 23 at Oakland, a two-run shot in the eighth inning off Michael Wuertz -- became the fifth native of Venezuela to connect for 200 home runs in his career.
- Collected two doubles, a home run and five RBI on August 24 at Los Angeles (AL) -- according to the Elias Sports Bureau, it marked the first time in his career that he collected at least three extra-base hits and at least five RBI in the same game...he became the first Tigers player to accomplish the feat since Magglio Ordoñez finished with a double, two home runs and six RBI on May 24, 2008 vs. Minnesota.
- Hit .348 (102x293) in 80 games at home, ranking fourth in the American League in home batting average ...batted .302 (98x318) in 80 games on the road.

Led the American League with 37 home runs during his first season with the Tigers in **2008** -- first Tigers player to lead the league in home runs since Cecil Fielder tied for the lead with 44 home runs in 1991... marked the most home runs hit by a Tigers player since Dean Palmer connected for 38 home runs in 1999... tabbed the Tiger of the Year by Detroit's chapter of the BBWAA.

- Tied for the American League lead with 331 total bases, while he finished third with 127 RBI, fifth with 75 extra-base hits, seventh with a .537 slugging percentage and tied for seventh with a home run once every 16.6 at-bats and an RBI once every 4.9 at-bats.
- According to STATS LLC, his 127 RBI marked the third-highest total by a Tigers player in his first season with the club, trailing Dale Alexander's 137 RBI in 1929 and Cecil Fielder's 132 RBI in 1990.
- Received the Josh Gibson Award from the Negro Leagues Baseball Museum for capturing the American League's home run title.
- Appeared at first base for the first time during his Major League career on April 12 at Chicago (AL).
- Collected the 200th double of his career on June 17 at San Francisco.
- Equaled career highs with five hits and six RBI on July 21 at Kansas City -- according to the Elias Sports Bureau, it marked the third time since 1951 a Tigers player has collected five hits and six RBI in the same game, joining Willie Horton (April 17, 1971 vs. Boston) and Craig Monroe (July 22, 2005 vs. Minnesota) in accomplishing the feat.
- Tabbed both the American League Player of the Month and the Tigers Player of the Month for July -- hit .330/.357/.613 with 15 runs scored, six doubles, eight home runs and 31 RBI in 25 games during the month...led the AL in RBI, while he was tied for third in home runs.
- Collected his 1,000th career hit on September 7 at Minnesota, a solo home run in the sixth inning off Glen Perkins -- according to STATS LLC, at 25 years, 142 days old, he became the fifth-youngest player since 1954 to collect 1,000 hits.



Named to the National League All-Star squad for the fourth straight season with the Florida Marlins in **2007** as he tied for third in the league with 119 RBI, tied for fifth with 34 home runs and tied for eighth with a .320 batting average.

- Ranked third in the league with 23 intentional walks, while he finished fifth with 332 total bases, tied for fifth with an RBI once every 4.9 at-bats, seventh with a home run every 17.3 at-bats, tied for seventh with 56 multi-hit games, eighth with a .401 on-base percentage and .565 slugging percentage and tied for ninth with 188 hits.
- Established a career high with 34 home runs and 119 RBI -- his 34 home runs marked the second-highest single-season total in Marlins history (Gary Sheffield hit 42 home runs in 1996), while his 119 RBI marked the third-highest single-season total in Marlins history (Preston Wilson had 121 RBI in 2000 and Sheffield had 120 RBI in 1996).
- Hit .360/.429/.663 with 18 runs scored, five doubles, seven home runs and 19 RBI in 23 games during April -- ranked fourth in the National League in slugging percentage during the month, while he tied for fourth in home runs, sixth in batting average, tied for seventh in RBI and tied for ninth in on-base percentage.
- Batted .362/.450/.681 with 16 runs scored, six doubles, eight home runs and 21 RBI in 26 games during July -- ranked tied for third in the National League in home runs during the month, seventh in slugging percentage and tied for 10th in hits (34).
- Collected his 500th career RBI on September 4 at Washington to become the third-youngest player in Major League history at 24 years, 139 days old to reach 500 RBI -- only Mel Ott (23 years, 74 days) and Ted Williams (24 years, four days) were younger when they reached 500 RBI.
- Connected for his first career grand slam on September 15 at Colorado.
- Tied for fifth in the National League with a .364 (43x118) batting average vs. lefthanded pitchers...batted .309 (145x470) with righties on the mound.
- Hit .378 (59x156) with runners in scoring position, tops in the National League.
- Ranked fourth among National League third basemen with 100 putouts and 266 assists.
- Hit .375/.429/.458 with two doubles and three RBI in seven games for Aragua in the Venezuelan Winter League following the season.

Established Marlins single-season records with a .339 batting average and 50 doubles as he was selected to the National League All-Star squad for the third straight season in **2006**...tabbed the Marlins Most Valuable Player by the South Florida chapter of the BBWAA.

- Ranked second in the National League with a .339 (195x576) batting average and .430 on-base percentage, while he finished third with 50 doubles and 63 multi-hit games, fourth with 27 intentional walks, sixth with a .568 slugging percentage, seventh with 195 hits, tied for eighth with 78 extra-base hits, tied for ninth with 114 RBI and 10th with 327 total bases.
- Earned his second Silver Slugger Award, his first as a third baseman.
- Participated in the Home Run Derby at Major League Baseball's All-Star Game in Pittsburgh, finishing third with 15 home runs.
- Became just the fourth player in Major League history to collect 50 doubles and 25 home runs in a season before his 24th birthday, joining Hank Greenberg in 1934 (63 doubles, 26 home runs), Alex Rodriguez in 1996 (54 doubles, 36 home runs) and Albert Pujols in 2003 (51 doubles, 43 home runs).
- Batted .378/.441/.640 with 23 runs scored, 14 doubles, five home runs and 30 RBI in 29 games during May -- tied for the National League lead in hits (42) and doubles during the month, while he was fourth in batting average and RBI, seventh in on-base percentage, eighth in slugging percentage and tied for eighth in runs scored.
- Connected for his 100th career home run on August 23 vs. Washington, a solo shot off Chris Schroder in the third inning -- at 23 years, 127 days old, he became the sixth-youngest player in Major League history to reach 100 career home runs...the five players to reach the plateau faster than Cabrera were Mel Ott (22 years, 132 days), Tony Conigliaro (22 years, 197 days), Eddie Mathews (22 years, 292 days), Alex Rodriguez (23 years, 16 days) and Andruw Jones (23 years, 62 days).
- Batted .379/.434/.709 with 18 runs scored, 11 doubles, seven home runs and 32 RBI in 27 games during August -- tied for the National League lead in doubles, while he finished second in RBI, fourth in batting average and slugging percentage, tied for fourth in hits (39), tied for sixth in home runs and eighth in on-base percentage.
- Topped the National League with a .344 (152x442) batting average against righthanded pitchers...hit .321 (43x134) with lefties on the mound.
- Led the National League with a .323 (96x297) batting average in 78 games on the road...finished fourth in the league with a .355 batting average (99x279) in 80 games at home.
- Hit .378 (56x148) with runners in scoring position, fourth-best in the National League.
- Ranked third among National League third basemen with 114 putouts.
- Batted .375/.524/.750 with three doubles, a home run and three RBI in five games for Aragua in the Venezuelan Winter League following the season...saw action for Aragua during the league's playoffs, hitting .329/.402/.586 with three doubles, five home runs and 20 RBI in 19 games.

Finished third in the National League with a .323 batting average for the Marlins in **2005**, earning his first Silver Slugger Award...named to the National League All-Star squad for the second straight season.

- Tied for the lead in the National League with 57 multi-hit games, while he finished second with 198 hits, third with 344 total bases, fourth with 116 RBI, tied for fourth with 78 extra-base hits, tied for fifth with 43 doubles, sixth with 106 runs scored, seventh with 613 at-bats and a .561 slugging percentage, tied for ninth with 33 home runs and an RBI once every 5.3 at-bats and tied for 10th with 12 intentional walks...finished 10th in the league with 125 strikeouts.
- Selected as the Luis Aparicio Award winner as Venezuela's top Major League player.
- Connected for his 30th home run of the season on September 8 at Washington to become the youngest player in Major League history at 22 years and 143 days old to hit 30 home runs in consecutive seasons -- eclipsed the previous mark held by Albert Pujols by 80 days.
- Tied for fifth in the National League with 22 RBI during September -- hit .283/.355/.485 in 25 games during the month.
- Ranked third among all National League outfielders with 12 assists.

Tabbed the Marlins Most Valuable Player by the South Florida chapter of the BBWAA in **2004**...selected to the National League's All-Star squad for the first time in his career.

- Finished fifth in the National League with 112 RBI, while he tied for fifth with 160 games played and finished 10th with 309 total bases.
- Became the fifth-youngest player in Major League history to collect at least 100 RBI during a single season -- Mel Ott (1929), Al Kaline (1955), Ted Williams (1939) and Alex Rodriguez (1996) are the only four players younger than Cabrera to accomplish the feat.
- Homered in four straight games from April 10-14 to match a Marlins record -- became the third player in franchise history to accomplish the feat, joining Kurt Abbott (June 14-17, 1994) and Preston Wilson (May 10-13, 2000).
- Batted .337/.409/.558 in 26 games during August, scoring 21 runs and collecting six doubles, five home runs and 15 RBI.
- Tied for third among all National League outfielders with 13 assists.
- Named to *Baseball America's* winter All-Star squad following the season, after hitting .398 (49x123) with 12 home runs and 42 RBI for Aragua in the Venezuelan Winter League.

Joined the Marlins for his first Major League action after having his contract purchased from Double A Carolina on June 20, **2003**...led all National League rookies with a .468 slugging percentage, while he finished second with 12 home runs and 62 RBI and tied for fourth with 36 extra-base hits.

- Batted .365/.429/.609 with 10 home runs and 59 RBI in 69 games with Carolina before having his contract purchased by the Marlins on June 20...was leading the Southern League in hits (97), doubles (29), extra-base hits (42), RBI and slugging percentage at the time of his promotion, while he was second in batting average.
- Tabbed the most exciting player, best batting prospect and best defensive third baseman and rated as possessing the best strike-zone judgement and best infield arm in the Southern League by *Baseball America*...named the top prospect in the Marlins organization and the Southern League and the No. 12 prospect in all of baseball by the publication.
- Made his Major League debut on June 20 vs. Tampa Bay -- belted a two-run, walk-off home run in the bottom of the 11th inning against Al Levine for his first Major League hit...became just the third player since 1900 to hit a walk-off home run in his Major League debut, joining California's Billy Parker (September 9, 1971 vs. Milwaukee) and Cleveland's Josh Bard (August 23, 2002 vs. Seattle)... according to David Vincent, Cabrera (20 years, 63 days old) became the sixth-youngest player to homer in his debut: Louisville's (American Association) Scott Stratton (18 years, 21 days on April 21, 1888), Whitey Lockman of the New York Giants (18 years, 345 days on July 5, 1945), Detroit's Denny McLain (19 years, 176 days on September 21, 1963), Cincinnati's Ted Tappe (19 years, 224 days on September 14, 1950) and Kansas City's Clint Hurdle (20 years, 50 days on September 18, 1977) were the five younger players.
- Collected four hits in Game Four of the National League Division Series on October 4 vs. San Francisco -- matched a Major League postseason record for hits in a single game by a rookie, joining Freddie Lindstrom of the New York Giants (Game Five of the 1924 World Series), Joe Garagiola of St. Louis (Game Four of the 1946 World Series), Chad Fonville of Los Angeles (NL) (Game Two of the 1995 National League Division Series) and Derek Jeter of New York (AL) (Game One of the 1996 American League Championship Series).
- Belted his first career postseason home run in Game One of the National League Championship Series on October 7 at Chicago's Wrigley Field against the Cubs, a solo shot in the third inning off Carlos Zambrano -- at 20 years, 182 days old, he became the second-youngest player in Major League history to homer during the postseason (Andruw Jones on October 17, 1996 in Game Seven of the National League Championship Series vs. St. Louis at 19 years, 178 days old).
- Hit .327 with four home runs and 11 RBI in 15 games with Aragua in the Venezuelan Winter League following the season...saw action with Aragua during the league's playoffs, batting .288 with seven home runs and 15 RBI in 20 games...hit .333 (8x24) with three doubles, a triple and two RBI for Venezuela during the Caribbean Series.

Led the Florida State League with 43 doubles for Single A Jupiter during the **2002** season, while he finished third with 53 extra-base hits.

- Ranked as the No. 2 prospect in the Marlins organization, the No. 38 prospect overall and fifth-best prospect in the Florida State League by *Baseball America*.
- Named the top prospect in the Venezuelan Winter League by *Baseball America* following the season -- hit .329 (46x140) with 10 doubles, four home runs and 24 RBI for Aragua.

Selected to the Midwest League Postseason All-Star squad for his efforts with Single A Kane County in **2001**.

- Named the third-best prospect in the Marlins organization, the No. 91 prospect overall and ninth-best prospect in the Midwest League by *Baseball America*.
- Saw action with Aragua in the Venezuelan Winter League following the season, batting .300 (54x180) with 11 doubles, five home runs and 18 RBI.

Made his professional debut with the Gulf Coast League Marlins in **2000**, before earning a promotion to Single A Utica on August 29.

- Led the Gulf Coast League with 219 at-bats, while he tied for second with 57 games played and finished fifth with 38 runs scored.
- Topped all Gulf Coast League shortstops with a .950 fielding percentage, 90 putouts, 156 assists and 27 double plays.
- Named the No. 11 prospect in the Marlins organization and 20th-best prospect in the Gulf Coast League by *Baseball America*.

Signed by the Marlins as a non-drafted free agent on July 2, **1999**.

### IN THE COMMUNITY

- In response to the COVID-19 crisis, Rosangel and Miguel Cabrera partnered with the Detroit Tigers Foundation, an affiliate of Ilitch Charities, to donate \$250,000 to benefit children and families in Detroit. The contribution helped to provide meals for children, technology for students, affordable childcare for families, and protective face masks for children and families all in the city of Detroit.
- The Miguel Cabrera Foundation donated 100 lunches to front line medical staff at Henry Ford Macomb Hospital.
- Participated in a campaign to help get out the word regarding the 2020 U.S. Census with an emphasis on Spanish-speaking communities that are historically under-counted / represented in the U.S. Census.
- As recognition for his generosity and focus on bettering the community, he was nominated as the Tigers 2020 Roberto Clemente Award recipient. He was also the club's nominee in 2012, 2013, 2015, 2016, 2017 and 2019.
- In 2012 he established the Miguel Cabrera Foundation; hosts "Keeping Kids in the Game", which generally raises over \$200,000 per year to benefit the Children's Hospital of Michigan Foundation, C.S. Mott Children's Hospital, the Miguel Cabrera Foundation and the Detroit Tigers Foundation.
- Launched "Miggy Ball 24" during the 2015 offseason...the competition event is for younger children and is put together by the Miguel Cabrera Foundation in Venezuela; also hosted the "Miggy Ball Gala" in January, 2016 in Miami to raise funds for the Miguel Cabrera Foundation...Miggy Ball events were held in both Lakeland and Detroit in 2018...his foundation has helped renovate several youth baseball fields in Venezuela.
- Established the Miguel Cabrera Family Scholarship Fund in 2016...the scholarship, intended for first-generation college students from Michigan or Florida, is a permanent endowment with the Community Foundation for Southeast Michigan, initially valued at approximately \$250,000.

### TRANSACTIONS

- Signed by Florida as an international amateur free agent on July 2, 1999
- On temporarily inactive list, July 7-11, 2001 (Participating in Futures Game)
- On temporarily inactive list, July 6-8, 2002 (Participating in Futures Game)
- Acquired by the Tigers along with Dontrelle Willis from Florida, in exchange for Burke Badenhop, Eulogio De La Cruz, Cameron Maybin, Andrew Miller, Mike Rabelo and Dallas Trahern on December 5, 2007
- On paternity list, August 25-26, 2011
- On injured list, July 4-August 14, 2015 (left calf strain)
- On injured list, April 22-May 2, 2017 (right groin strain)
- On suspended list, September 2-9, 2017
- On injured list, May 4-June 1, 2018 (right hamstring strain)
- On injured list, June 13-October 29, 2018 (ruptured left biceps tendon)



# 2021 TIGERS

## JOSE MIGUEL CABRERA'S CAREER RECORD

Year	Club	AVG	G	AB	R	H	TB	2B	3B	HR	RBI	SH	SF	HB	BB	SO	SB	CS	OBP	SLG	E
2000	GCL Marlins	.260	57	219	38	57	77	10	2	2	22	0	2	6	23	46	1	0	.344	.352	13
	Utica	.250	8	32	3	8	10	2	0	0	6	0	0	0	2	6	0	0	.294	.313	4
2001	Kane County	.268	110	422	61	113	161	19	4	7	66	1	3	2	37	76	3	0	.328	.382	32
2002	Jupiter	.274	124	489	77	134	206	43	1	9	75	1	8	9	38	85	10	1	.333	.421	17
2003	Carolina	.365	69	266	46	97	162	29	3	10	59	0	4	2	31	49	9	4	.429	.609	15
	Florida	.268	87	314	39	84	147	21	3	12	62	4	1	2	25	84	0	2	.325	.468	4
2004	Florida	.294	160	603	101	177	309	31	1	33	112	0	8	6	68	148	5	2	.366	.512	9
2005	Florida	.323	158	613	106	198	344	43	2	33	116	0	6	2	64	125	1	0	.385	.517	7
2006	Florida	.339	158	576	112	195	327	50	2	26	114	0	4	10	86	108	9	6	.430	.568	17
2007	Florida	.320	157	588	91	188	332	38	2	34	119	1	7	5	79	127	2	1	.401	.565	23
2008	DETROIT	.292	160	616	85	180	331	36	2	37	127	0	9	3	56	126	1	0	.349	.537	14
2009	DETROIT	.324	160	611	96	198	334	34	0	34	103	0	1	5	68	107	6	2	.396	.547	7
2010	DETROIT	.328	150	548	111	180	341	45	1	38	126	0	8	3	89	95	3	3	.420	.622	13
2011	DETROIT	.344	161	572	111	197	335	48	0	30	105	0	5	3	108	89	2	1	.448	.586	13
2012	DETROIT	.330	161	622	109	205	377	40	0	44	139	0	6	3	66	98	4	1	.393	.606	13
2013	DETROIT	.348	148	555	103	193	353	26	1	44	137	0	2	5	90	94	3	0	.442	.636	12
2014	DETROIT	.313	159	611	101	191	320	52	1	25	109	0	11	3	60	117	1	1	.371	.524	6
2015	DETROIT	.338	119	429	64	145	229	28	1	18	76	0	2	3	77	82	1	1	.440	.534	4
2016	DETROIT	.316	158	595	92	188	335	31	1	38	108	0	5	4	75	116	0	0	.393	.563	7
2017	DETROIT	.249	130	469	50	117	187	22	0	16	60	0	3	3	54	110	0	1	.329	.399	1
2018	DETROIT	.299	38	134	17	40	60	11	0	3	22	0	1	0	22	27	0	0	.395	.448	1
2019	DETROIT	.282	136	493	41	139	196	21	0	12	59	0	5	3	88	108	0	0	.346	.398	1
2020	DETROIT	.250	57	204	28	51	85	4	0	10	35	0	2	1	24	51	1	0	.329	.417	0
MINOR LEAGUE TOTALS		.286	368	1428	225	409	616	103	10	28	228	2	17	19	131	262	23	5	.350	.431	81
NL TOTALS		.313	720	2694	449	842	1459	183	10	138	523	5	26	25	322	592	17	11	.388	.542	60
DETROIT TOTALS		.313	1737	6459	1008	2024	3483	398	7	349	1206	0	60	39	837	1220	22	10	.392	.539	92
MAJOR LEAGUE TOTALS		.313	2457	9153	1457	2866	4942	581	17	487	1729	5	86	64	1159	1812	39	21	.391	.540	152

## MAJOR LEAGUE CAREER FIELDING

	G	TC	PO	A	E	DP	PCT
First Base	1151	9885	9097	727	61	940	.994
Third Base	697	1665	490	1101	74	134	.956
Outfield	347	596	549	30	17	5	.971

## MAJOR LEAGUE CAREER HIGHS

**Hits:** 5 (twice) - last, July 21, 2008 at Kansas City  
**Home Runs:** 3 (twice) - last, May 19, 2013 at Texas  
**RBI:** 6 (six times) - last, September 23, 2020 at Minnesota  
**Stolen Bases:** 1 (39 times) - last, September 11, 2020 at Chicago (AL)  
**Hitting Streak:** 20 - June 19-July 16, 2010

## TIGERS QUADRUPLE-DOUBLES

Austin Jackson became the 14th player in Tigers history to reach double-digits in doubles, triples, home runs and stolen bases in the same season, doing so in both 2011 and 2012. The feat has been accomplished 19 times in club history, including multiple times by five players. The following is a list of all the players in franchise history to accomplish the feat:

Player	Year	2B	3B	HR	SB
Bobby Veach	1920	39	15	11	11
Ty Cobb	1921	37	16	12	22
Bobby Veach	1921	43	13	16	14
Harry Heilmann	1924	45	16	10	13
Ty Cobb	1925	31	12	12	13
Charlie Gehringer	1929	45	19	13	27
Roy Johnson	1929	45	14	10	20
Charlie Gehringer	1930	47	15	16	19
John Stone	1931	28	11	10	13
Jake Wood	1961	17	14	11	30
Mickey Stanley	1970	21	11	13	10
Ron LeFlore	1977	30	10	16	39
Larry Herndon	1982	21	13	23	12
Kirk Gibson	1984	23	10	27	29
Carlos Guillen	2004	37	10	20	12
Curtis Granderson	2007	38	23	23	26
Curtis Granderson	2008	26	13	22	12
Austin Jackson	2011	22	11	10	22
Austin Jackson	2012	29	10	16	12



# 41 DAZ CAMERON

HT: 6-2 WT: 185 BT: R TH: R BORN: 1/15/1997 IN MCDONOUGH, GA

## OUTFIELDER

Opening Day Age: 24

Residence: McDonough, GA

Major League Service: 0.053

Signed Through: 2021

How Obtained: Acquired by the Tigers along with Franklin Pérez and Jake Rogers from Houston in exchange for Justin Verlander and a player to be named later (Juan Ramirez) on August 31, 2017.

### SEASON HIGHLIGHTS

Made his Major League debut with the Tigers in **2020**, splitting the season between the big leagues and alternate training site.

- Appeared in 17 games with the Tigers, hitting .193/.220/.263 with four runs scored, two doubles, a triple and three RBI...was recalled from the alternate training site prior to the game on September 9 vs. Milwaukee, and made his Major League debut that night.
- After starting the season on an 1x27 stretch, finished on a strong note by batting .333/.355/.467 with hits in seven of his final nine games...had three multi-hit games over that span, including one with a pair of extra-base hits on September 22 at Minnesota.
- Posted his first Major League hit and RBI on September 11 at Chicago (AL), slapping a two-run single to right field in the sixth inning...Daz's father, Mike, played 17 years in the Majors and had his first hit in the same ballpark, playing for the White Sox against the Tigers on August 30, 1995.
- Entered the game on September 18 vs. Cleveland as a pinch-hitter in the ninth inning, and knocked a triple for his first career extra-base hit...became the sixth Tiger since 2010 and 12th since 2000 to hit a triple as a pinch hitter...was one of nine rookies to hit a pinch-hit three bagger in franchise history, with the most recent one coming from Avisail García on May 26, 2013 vs. Minnesota.
- Had a pair of hits on September 19 vs. Cleveland, including a go-ahead single in the eighth inning...marked the first multi-hit contest and game-winning RBI of his young career.
- Ranked as the No. 7 prospect in the Tigers organization by *Baseball America*.

Appeared in 120 games with Triple A Toledo in **2019**.

- Ranked tied for fourth in the International League with six triples, while he was tied for eighth with 62 walks.
- Finished a triple shy of the cycle and had a season-high four hits, including a double and a home run, and four runs scored on June 26 at Louisville.
- Posted a 10-game hitting streak from August 11-22, hitting .262/.367/.643 with two doubles, one triple, four home runs and eight RBI.
- Rated as the fifth-best prospect in the Tigers Minor League system by *Baseball America*.

Saw time at three different levels in the Tigers player development system in **2018**, combining to play in 126 games.

- Named to the Florida State League midseason All-Star Team and was selected an organization All-Star by MiLB.com.
- Ranked second among Tigers Minor Leaguers with 24 stolen bases, while he was fifth with 61 RBI.
- Began the season with Single A Lakeland, hitting safely in 19-of-21 games during April and batting .277/.358/.361 with 14 runs scored, seven doubles and six RBI.
- Belted a pair of home runs on May 23 vs. Palm Beach.
- Posted a 12-game hitting streak from May 12-27, batting .391/.462/.630 with 10 runs scored, one double, two triples, two home runs and nine RBI.
- Went a perfect 4x4 with a triple on June 12 vs. Jupiter...added a second four-hit game, including three doubles and four RBI, on August 8 vs. Portland.
- Appeared in 12 games with Double A Erie in June and hit .375/.444/.646 with 10 runs scored, three doubles, two triples, two home runs and 10 RBI.
- Played in four games with Triple A Toledo in the International League playoffs, batting .500/.600/.750 with four runs scored, one double, one triple and three RBI.
- Hit .342/.435/.468 with 17 runs scored, three doubles, two triples, one home run and five RBI in 20 games with the Mesa Solar Sox in the Arizona Fall League...selected to play in the AFL Rising Stars Game and was named to the AFL All-Prospect Team.
- Ranked as the No. 6 prospect in the Tigers organization, the seventh-best prospect in the Eastern League and the No. 16 prospect in the Florida State League by *Baseball America*.



## 2021 TIGERS

Spent most of the **2017** season in the Houston Astros organization, before being acquired by the Tigers on August 31.

- Finished the season ranked tied for fourth in the Midwest League with 29 doubles, while he was fifth with 74 RBI and 51 extra-base hits and tied for fifth with 80 runs scored.
- Hit a pair of home runs on April 9 at Wisconsin.
- Drove in a season-high seven runs and went 3x5 with a triple and a home run on April 28 at Clinton.
- Hit over .300 in both July and August with Single A Quad Cities, batting .309/.374/.532 with 17 runs scored, six doubles, three triples, three home runs and 21 RBI in 25 games in July, while he hit .377/.460/.566 with 23 runs scored, nine doubles, one triple, three home runs and 19 RBI in 28 August contests.
- Ranked as the No. 14 prospect in the Astros organization and the No. 20 prospect in the Midwest League by *Baseball America*.

Limited to 40 games in **2016** after missing most of the season due to an injury.

- Finished a double shy of the cycle on June 27 at Lowell, going 4x5 with three RBI.
- Sidelined from July 31-September 30 with a left index finger fracture.
- Ranked as the fifth-best prospect in the Astros system, the No. 74 prospect overall and the No. 19 prospect in the New York-Penn League by *Baseball America*.

Combined to play in 51 games between the GCL Astros and Single A Greenville in his first professional season in **2015**.

- Ranked as the the fourth-best prospect in the Gulf Coast League and the fifth-best prospect in the Appalachian League by *Baseball America*.

### TRANSACTIONS

- Selected by Houston in the Competitive Balance A round of the 2015 MLB Draft out of Eagle's Landing Christian High School (GA)
- On injured list, July 31-September 30, 2016 (left index finger fracture)
- Acquired by the Tigers along with Franklin Pérez and Jake Rogers from Houston in exchange for Justin Verlander and a player to be named later (Juan Ramirez) on August 31, 2017
- On injured list, July 9-September 1, 2020

### DAZMON (DZ) JARDI CAMERON'S CAREER RECORD

Year	Club	AVG	G	AB	R	H	TB	2B	3B	HR	RBI	SH	SF	HB	BB	SO	SB	CS	OBP	SLG	E
2015	GCL Astros	.222	21	72	14	16	18	2	0	0	6	1	2	3	9	18	13	4	.326	.250	0
	Greenville	.272	30	103	20	28	36	2	3	0	11	3	1	1	16	31	11	6	.372	.350	1
2016	Tri-City	.278	19	79	13	22	33	3	1	2	14	1	0	3	6	26	8	2	.352	.418	0
	Quad Cities	.143	21	77	5	11	17	2	2	0	6	1	1	0	8	33	4	3	.221	.221	3
2017	Quad Cities	.271	120	446	79	121	208	29	8	14	73	1	7	12	45	108	32	12	.349	.466	5
	West Michigan	.250	3	8	1	2	2	0	0	0	0	1	0	0	3	4	0	1	.455	.250	0
2018	Lakeland	.259	58	216	35	56	80	9	3	3	20	0	1	4	25	69	10	4	.346	.370	3
	Erie	.285	53	200	32	57	94	12	5	5	35	0	1	25	53	12	5	.367	.470	1	
	Toledo	.211	15	57	8	12	18	4	1	0	6	1	1	1	2	15	2	2	.246	.316	0
2019	Toledo	.214	120	448	68	96	169	22	6	13	43	0	2	16	62	152	17	8	.330	.377	9
2020	<b>DETROIT</b>	<b>.193</b>	<b>17</b>	<b>57</b>	<b>4</b>	<b>11</b>	<b>15</b>	<b>2</b>	<b>1</b>	<b>0</b>	<b>3</b>	<b>0</b>	<b>0</b>	<b>2</b>	<b>19</b>	<b>1</b>	<b>0</b>	<b>.220</b>	<b>.263</b>	<b>1</b>	
MINOR LEAGUE TOTALS		.247	460	1706	275	421	675	85	29	37	215	8	15	41	201	509	109	47	.338	.396	22
MAJOR LEAGUE TOTALS		.193	17	57	4	11	15	2	1	0	3	0	0	0	2	19	1	0	.220	.263	1

### MAJOR LEAGUE CAREER FIELDING

	G	TC	PO	A	E	DP	PCT
Outfield	16	36	35	0	1	0	.972

### MAJOR LEAGUE CAREER HIGHS

**Hits:** 2 (three times) - last, September 25, 2020 at Kansas City

**Home Runs:** No Major League Home Runs


**RBI:** 2 - September 11, 2020 at Chicago (AL)

**Stolen Bases:** 1 - September 24, 2020 at Kansas City

**Hitting Streak:** 5 - September 22-26, 2020

### CONSECUTIVE GAMES PLAYED BY A TIGERS PLAYER

Games	Player	Dates
511	Charlie Gehringer	September 3, 1927-May 7, 1931
504	Charlie Gehringer	June 25, 1992-August 11, 1935
458	Rocky Colavito	June 21, 1960-May 21, 1963
434	Ed Brinkman	September 26, 1971-August 9, 1974



# 46

## JEIMER CANDELARIO

HT: 6-1   WT: 221   BT: S   TH: R   BORN: 11/24/1993 IN NEW YORK, NY

INFIELDER

Opening Day Age: 27   Signed: San Pedro de Macoris, DR

Major League Service: 3.038   Resided Through: 2021

How Obtained: Acquired by the Tigers along with Isaac Paredes and cash considerations from Chicago (NL) in exchange for Alex Avila and Justin Wilson on July 31, 2017

### CAREER HIGHLIGHTS

- Voted as 2020 Tiger of the Year by the Detroit Chapter of the BBWAA.
- Selected to participate in the Futures Game prior to the 2016 All-Star Game at PETCO Park in San Diego, but was unable to play after being promoted to the Majors prior to the contest.

### SEASON HIGHLIGHTS

Posted one of the best seasons of his career at the plate in **2020**, while also finding success in his first season as a primary first baseman, after moving there following an injury to C.J. Cron.

- Batted .297/.369/.503 on the season with 30 runs scored, 11 doubles, three triples, seven homers and 29 RBI...among Tigers with at least 100 at-bats, he led the team in batting average, doubles, triples and extra-base hits (21); ranked tied for first in runs scored; second in on-base percentage, slugging percentage, RBI and walks (29); and third with seven homers...also led the team and ranked tied for sixth in the American League with 19 extra-base hits.
- Had hits in 30-of-40 games between August 2 and September 19 after starting the season on an 0x17 streak...batted .372/.424/.634 over that stretch, with 29 runs scored, 21 extra-base hits and 28 RBI...ranked among American League leaders in many categories during that stretch, including third in batting average, fifth in on-base percentage, tied for sixth in doubles, seventh in slugging percentage, tied for eighth in runs and 10th in RBI.
- Was named American League Player of the Week for the week ending September 13...batted .423/.500/.923 with eight runs scored, four doubles, three home runs, nine RBI, four walks, and just three strikeouts over eight games played...was the first Tiger to win AL Player of the Week honors since Nicholas Castellanos for the week ending August 19, 2018.
- Went 2x4 with two runs scored, four RBI and hit his fifth home run of the season on September 8 vs. Milwaukee...that RBI mark tied a single-game career high, also accomplished on September 17, 2017 vs. Chicago (AL)...the longball was his third consecutive game with a home run at Comerica Park, finishing as the second Tiger to do so this season (other, Jonathan Schoop).
- Reached base six times in seven plate appearances during the September 10 twinbill at St. Louis, including five hits and RBI...belted a homer in each end of the doubleheader, becoming the first Tiger to do so since Leonys Martín on April 25, 2018 at Pittsburgh.

Played in 94 games with the Tigers in **2019**.

- Recorded the first five-hit game of his career on March 31 at Toronto, going 5x6 with a double and two RBI...became the first Tiger to have five hits in a game since Nicholas Castellanos on August 13, 2018 vs. Chicago (AL).
- Reached base safely in 18 consecutive games from April 13-May 5...batted .261/.386/.377 with 12 runs scored, three doubles, one triple, one home run and five RBI over that stretch.
- Sidelined from June 2-15 with left shoulder inflammation.
- Went a perfect 4x4 with a home run and four RBI on June 23 vs. Rochester.
- Belted a pair of home runs on July 6 vs. Boston, marking his second career multi-homer game.
- Sidelined from August 5-23 with a left thumb sprain.
- Appeared in 23 games with Toros del Este in the Dominican Winter League after the season, and hit .244/.340/.430 with nine doubles, two triples, one home run and 14 RBI...was named the Most Valuable Player of the championship series.

Completed his first full season in the Majors in **2018**, playing in 144 games with Detroit.

- Hit the first four leadoff home runs of his Major League career in 2018...belted leadoff homers on June 2 vs. Toronto, August 30 at New York (AL), September 5 at Chicago (AL) and September 14 at Cleveland.
- Knocked a pair of walk-off homers during the season, hitting game-ending home runs on June 9 vs. Cleveland and September 7 vs. St. Louis.



## 2021 TIGERS

- Recorded his first career four-hit game on April 19 vs. Baltimore, going 4x4 with a home run and three RBI.
- Sidelined from May 13-25 with left wrist tendinitis.
- Posted his first career multi-homer game on May 26 vs. Chicago (AL).
- Reached base safely in 28 consecutive games from April 21-June 3, hitting .283/.392/.557 with 24 runs scored, nine doubles, one triple, six home runs and 17 RBI during the streak.
- Hit .291/.356/.486 with 11 doubles, six home runs and 21 RBI vs. lefthanded pitchers, while he batted .199/.303/.358 with 17 doubles, three triples, 13 home runs and 33 RBI against righties.

Began the **2017** season in the Chicago Cubs organization, before being acquired by the Tigers on July 31.

- Was a perfect 4x4 with three doubles, a triple and five RBI on April 12 vs. New Orleans.
- Played in 21 games during April with Triple A Iowa, hitting .306/.432/.625 with 15 runs scored, 10 doubles, two triples, three home runs and 18 RBI.
- Hit the first home run of his Major League career on June 29 at Washington...also homered with the Tigers on September 14 and 17 vs. Chicago (AL).
- Reached base safely in 23-of-27 games with the Tigers and had a .406 on-base percentage.
- Made his Tigers debut on August 8 at Pittsburgh and went 1x2 with a run scored.
- Drove in two runs on September 5 vs. Kansas City...marked his first RBI as a Tiger.
- Started a 5-4-3 triple play on September 8 at Toronto...was the Tigers first triple play since August 1, 2001.
- Established a career high with four RBI on September 17 vs. Chicago (AL).
- Finished the month of September hitting .341/.420/.489 with 15 runs scored, seven doubles, two home runs and 13 RBI.
- Appeared in 22 games with Toros del Este in the Dominican Winter League, hitting .289/.372/.398 with 10 runs scored, four doubles, one triple, one home run and eight RBI.
- Ranked as the No. 7 prospect in the Cubs organization by *Baseball America*.

Saw the first Major League action of his career in **2016** with the Chicago Cubs.

- Named to the Southern League midseason All-Star Team and was selected an organization All-Star by MiLB.com.
- Drove in seven runs and went 4x5 with two doubles and a home run on May 21 vs. Biloxi.
- Finished the month of June batting .348/.471/.638 with 12 runs scored, seven doubles, two triples, three home runs and 15 RBI in 23 games with Triple A Iowa.
- Made his Major League debut on July 3 at New York (NL)...collected his first hit, a single, off Noah Syndergaard in the seventh inning.
- Hit safely in 12 straight games with Iowa from August 13-26...hit .431/.453/.725 with 10 runs scored, four doubles, one triple, three home runs and 18 RBI.
- Ranked as the 10th-best prospect in the Cubs organization and the No. 17 prospect in the Pacific Coast League by *Baseball America*.

Combined to play in 128 games between Single A Myrtle Beach and Double A Tennessee in **2015**.

- Selected to the Carolina League midseason All-Star Team and was named an organization All-Star by MiLB.com.
- Sidelined from June 8-15 with a left hand bruise.
- Had a pair of four-hit games, first on June 30 at Winston-Salem and then on July 4 at Carolina.
- Hit .303/.378/.424 with eight runs scored, five doubles, one home run and seven RBI in 18 games during June with Myrtle Beach.
- Had a 15-game hitting streak with Tennessee from July 24-August 10...batted .379/.431/.638 with eight runs scored, four doubles, one triple, three home runs and 18 RBI.
- Played for the Mesa Solar Sox in the Arizona Fall League, batting .329/.371/.610 with eight doubles, five home runs and 15 RBI in 21 games...was selected to play in the AFL's Rising Stars Game and was named to the AFL All-Prospect Team.
- Ranked as the No. 24 prospect in the Cubs organization and the 13th-best prospect in the Carolina League by *Baseball America*.

Split the **2014** season between Single A Kane County and Single A Daytona, playing in 125 games.

- Drove in six runs and went 2x4 with a double and a home run on April 28 at Lakeland.
- Named the Midwest League Player of the Week for the week ending July 13 after hitting .500/.556/1.083 with six runs scored, five doubles, three home runs and nine RBI in seven games.
- Ranked as the eighth-best prospect in the Cubs organization by *Baseball America*...also rated as possessing the best strike zone discipline in the Cubs system.

Spent the entire **2013** season with Single A Kane County.

- Finished the season with 35 doubles, which ranked tied for third in the Midwest League and tied for sixth on Kane County's all-time, single-season list.
- Had a season-high four hits on May 20 at Cedar Rapids.
- Rated as the eighth-best prospect in the Cubs organization by *Baseball America*.





Played in 71 games with Single A Boise in **2012**.

- Ranked fourth in the Northwest League with 71 games played, 278 at-bats and 47 RBI.
- Hit .339/.391/.576 with eight runs scored, two doubles, four home runs and 13 RBI in 15 games during April.
- Had a season-high four hits with two doubles and two RBI on August 10 at Everett.
- Ranked as the No. 20 prospect in the Cubs organization and the seventh-best prospect in the Northwest League by *Baseball America*.

Made his professional debut in **2011** with the DSL Cubs2, appearing in 72 games.

- Ranked tied for second in the Dominican Summer League with 72 games played and 53 RBI, while he was tied for third with 84 hits and fifth with a .337 (84x249) batting average.
- Hit .367/.464/.511 with 21 runs scored, seven doubles, two home runs and 25 RBI in 26 games during June.

**TRANSACTIONS**

- Signed by Chicago (NL) as a non-drafted free agent on October 2, 2010
- On injured list, June 8-15, 2015 (left hand bruise)
- Acquired by the Tigers along with Isaac Paredes and cash considerations from Chicago (NL) in exchange for Alex Avila and Justin Wilson on July 31, 2017
- On injured list, May 13-25, 2018 (left wrist tendinitis)
- On injured list, June 2-15, 2019 (left shoulder inflammation)
- On injured list, August 5-23, 2019 (left thumb sprain)
- On injured list, September 25-28, 2020

**JEIMER CANDELARIO'S CAREER RECORD**

Year	Club	AVG	G	AB	R	H	TB	2B	3B	HR	RBI	SH	SF	HB	BB	SO	SB	CS	OBP	SLG	E
2011	DSL Cubs2	.337	72	249	50	84	119	16	2	5	53	0	5	1	50	42	4	4	.443	.478	17
2012	Boise	.281	71	278	34	78	110	14	0	6	47	0	3	3	26	55	2	1	.345	.396	20
2013	Kane County	.256	130	500	71	128	198	35	1	11	57	0	2	2	68	88	1	0	.346	.396	26
2014	Kane County	.250	63	244	32	61	104	19	3	6	37	0	1	0	18	45	0	1	.300	.426	6
	Daytona	.193	62	218	24	42	71	10	2	5	26	0	1	2	23	44	0	3	.275	.326	9
2015	Myrtle Beach	.270	82	318	42	86	132	25	3	5	39	0	2	3	20	62	0	1	.318	.415	8
	Tennessee	.291	46	158	21	46	73	10	1	5	25	0	1	1	22	21	0	0	.379	.462	5
2016	Tennessee	.219	56	210	30	46	77	17	1	4	23	0	1	1	32	46	0	0	.324	.367	5
	Iowa	.333	76	264	44	88	143	22	3	9	54	0	4	3	68	53	0	2	.417	.542	6
	Chicago (NL)	.091	5	11	0	1	0	0	0	0	0	0	0	1	2	5	0	0	.286	.091	1
2017	Iowa	.266	81	286	39	76	145	27	3	12	52	0	1	2	41	72	0	0	.361	.507	5
	Toledo	.264	29	121	13	32	52	9	1	3	19	0	1	1	5	32	1	0	.297	.430	1
	Chicago (NL)	.152	11	33	2	5	10	2	0	1	3	0	0	2	1	12	0	0	.222	.303	1
	DETROIT	.330	27	94	16	31	44	7	0	2	13	0	0	0	12	18	0	0	.406	.468	4
2018	Toledo#	.250	2	8	3	2	2	0	0	0	1	0	0	0	1	1	0	0	.333	.250	0
	DETROIT	.224	144	539	78	121	212	28	3	19	54	0	5	9	66	160	3	2	.317	.393	10
2019	Toledo	.320	39	153	30	49	90	10	2	9	33	0	0	3	22	35	0	0	.416	.588	2
	DETROIT	.203	94	335	33	68	113	17	2	8	32	0	1	7	43	99	3	1	.306	.337	7
2020	DETROIT	.297	52	185	30	55	93	11	3	7	29	0	0	1	20	49	1	1	.369	.503	4
MINOR LEAGUE TOTALS		.272	809	3007	433	818	1316	214	22	80	466	0	22	22	366	596	8	12	.353	.438	110
DETROIT TOTALS		.239	317	1153	157	275	462	63	8	36	128	0	6	17	141	326	7	4	.329	.401	25
NL TOTALS		.136	16	44	2	6	11	2	0	1	3	0	0	3	3	17	0	0	.240	.250	2
MAJOR LEAGUE TOTALS		.235	333	1197	281	226	473	65	8	37	131	0	6	20	144	343	7	4	.326	.395	27

**MAJOR LEAGUE CAREER FIELDING**

	G	TC	PO	A	E	DP	PCT
First Base	64	474	439	31	4	52	.992
Third Base	258	668	188	458	22	52	.967

**MAJOR LEAGUE CAREER HIGHS**

- Hits:** 5 - March 31, 2019 at Toronto
- Home Runs:** 2 (twice) - last, July 6, 2019 vs. Boston
- RBI:** 4 (twice) - last, September 8, 2020 vs. Milwaukee
- Stolen Bases:** 1 (seven times) - last, September 4, 2020 vs. Minnesota
- Hitting Streak:** 7 (three times) - last, August 25-September 2, 2020

**DETROIT TIGERS ALL-TIME TEAM**

As part of the ceremony surrounding the closing of Tiger Stadium in 1999, Tigers fans voted on a team of all-time Tigers greats. The fans' electees, dubbed the Detroit Tigers All-Time Team, are listed below. There was one tie in the balloting, where lefthanded pitchers Hal Newhouser and Mickey Lolich both received the all-time honor.

<b>Manager</b>	Sparky Anderson	<b>Outfield</b>	Al Kaline
<b>Catcher</b>	Bill Freehan	<b>Outfield</b>	Kirk Gibson
<b>First Base</b>	Hank Greenberg	<b>RHP</b>	Jack Morris
<b>Second Base</b>	Charlie Gehringer	<b>LHP</b>	Mickey Lolich
<b>Third Base</b>	George Kell	<b>LHP</b>	Hal Newhouser
<b>Shortstop</b>	Alan Trammell	<b>RP</b>	John Hiller
<b>Outfield</b>	Ty Cobb		



# 30 HAROLD CASTRO

HT: 5-10 WT: 151 BT: L TH: R BORN: 11/30/1993 IN CARACAS, VZ

## INFIELDER/OUTFIELDER

Opening Day Age: 27

Residence: Kissimmee, FL

Major League Service: 1.141

Signed Through: 2021

How Obtained: Signed by the Tigers as a Minor League free agent on October 31, 2018

### SEASON HIGHLIGHTS

Appeared in just under half of the club's 57 games during the **2020** season, due to time on the injured list recovering from a left hamstring strain.

- Recovered 22 games for the Tigers during the season, batting .347/.407/.429 with six runs scored, four doubles and three RBI.
- The utilityman made starts at seven different positions during the 2020 campaign: three at right field; two at first base, third base and shortstop; and one at left field, center field and designated hitter.
- Had a career-high, seven-game hitting streak from August 10-September 19...over that stretch he batted .526/.571/.737 with a pair of multi-hit efforts...the streak was also tied for the fifth longest by a Tiger this season (long, Cabrera with 13 games).
- Posted his first multi-hit game of 2020 on August 16 vs. Cleveland, going 3x4 with two runs scored, a double and walk...marked the 10th time in his career he's had a game with three-or-more hits, most recently happening on September 15, 2019 vs. Baltimore.

Spent most of the **2019** season with the Tigers, playing in 97 games.

- Named the Tigers Rookie of the Year by Detroit Sports Media.
- Led the American League and ranked third among all rookies (min. 350 at-bats) with a .291 (103x354) batting average...also ranked tied for first among American League rookies with four triples, tied for fifth with nine games of three-or-more hits and sixth with 28 multi-hit games.
- Had four-hit games on July 14 at Kansas City and September 7 at Oakland...joined Cleveland's Oscar Mercado and Houston's Yordan Alvarez as the only American League rookies with multiple four-hit games in 2019.
- Appeared at seven different defensive positions throughout the season, playing 34 games at second base, 30 games in center field, 10 games at third base, eight games in left field, seven games in right field, two games at shortstop and one game at first base.
- Selected as the Tigers Minor League Player of the Month for April, batting .353/.392/.544 with four doubles, three home runs and 21 RBI in 17 games with Triple A Toledo.
- Posted a 20-game hitting streak with Triple A Toledo from April 15-May 23, hitting .382/.435/.592 with four doubles, four home runs and 23 RBI.
- Blasted the first home run of his big league career on June 19 at Pittsburgh, hitting a solo shot in the third inning off Trevor Williams.
- Had a pair of hits in the third inning on July 14 at Kansas City, becoming the first Tigers player to have multiple hits in an inning since Ian Kinsler on April 25, 2017 vs. Seattle.
- Finished the season on a strong note, hitting .318/.333/.398 with two doubles, one triple, one home run and seven RBI in 22 games in September.

Combined to appear in 103 games between Double A Erie and Triple A Toledo in **2018**...also saw the first Major League action of his career, playing in six games with the Tigers.

- Played in 20 games between Erie and Toledo in June, hitting .324/.342/.392 with 10 runs scored, five doubles and eight RBI.
- Made his Major League debut as a pinch runner in the ninth inning on September 23 vs. Kansas City.
- Made his first Major League start on September 25 at Minnesota and notched his first big league hit, stolen base and run scored in the eighth inning.
- Saw time in 58 games with Leones del Caracas of the Venezuelan Winter League, hitting .341/.371/.450 with 37 runs scored, 12 doubles, two triples, three home runs and 26 RBI...led the VWL in hits (84), while he was third in batting average, runs scored and total bases and fourth in doubles.

Spent the majority of the **2017** season with Double A Erie, appearing in 106 games.

- Ranked as the fifth-toughest batter to strike out in the Eastern League, fanning once every 8.47 plate appearances.
- Collected a season-high four hits on May 20 at Altoona...also had four hits on August 12 vs. New Hampshire.



- Named Eastern League Player of the Week for the week ending August 13...hit .571/.609/.857 with five runs scored, four doubles, one triple and five RBI in five games.
- Played in 48 games with Leones del Caracas in the Venezuelan Winter League, hitting .270/.313/.337 with 12 runs scored, nine doubles, one triple and 10 RBI.

Played in 105 games with Double A Erie in **2016**.

- Finished the month of August hitting .300/.319/.386 with eight runs scored, three doubles, one home run and seven RBI in 20 games.
- Batted .290/.317/.389 with seven doubles, three triples and 16 RBI in 44 games with Leones del Caracas of the Venezuelan Winter League.

Spent the entire **2015** season with Double A Erie, appearing in 101 games with the SeaWolves.

- Collected a season-high three hits on May 9 vs. Reading...also had three hits on June 7 vs. Altoona and August 12 at Portland.
- Played in 19 games in August, batting .310/.339/.414 with 10 runs scored, four doubles, one triple and seven RBI.
- Hit .295/.326/.432 with three doubles, one home run and six RBI in 32 games with Leones del Caracas of the Venezuelan Winter League.
- Ranked as the 28th-best prospect in the Tigers organization by *Baseball America*.

Split the **2014** season between Single A West Michigan and Single A Lakeland.

- Hit safely in 18 straight games from July 23-August 14...batted .389/.408/.417 with seven runs scored, two doubles and four RBI.

Combined to play in 62 games between Single A West Michigan and Single A Lakeland in **2013**.

- Collected a season-high three hits on May 15 at Palm Beach...also had three hits on August 4 vs. Dayton and September 1 at Lansing.
- Rated as the 17th-best prospect in the Tigers organization by *Baseball America*.

Appeared in 51 games with the GCL Tigers in **2012**.

- Ranked tied for third in the Gulf Coast League with 14 doubles, while he finished fourth with 60 hits and fifth with a .311 (60x193) batting average.
- Compiled a 13-game hitting streak from August 6-21, hitting .380/.407/.520 with four runs scored, seven doubles and eight RBI.
- Ranked as the 18th-best prospect in the Gulf Coast League by *Baseball America*.

Tabbed the VSL Tigers Player of the Year in **2011**.

- Led the Venezuelan Summer League with 24 stolen bases, while he finished second with 252 at-bats, third with 79 hits and tied for fourth with 44 runs scored.
- Topped league second basemen with a .965 fielding percentage, 288 total chances, 135 putouts, 143 assists and 35 double plays.
- Had a 12-game hitting streak from June 25-July 9...hit .383/.408/.404 with eight runs scored, one double and five RBI.
- Collected a season-high four hits on July 23 at the VSL Phillies.

**TRANSACTIONS**

- Signed by the Tigers as a non-drafted free agent on March 15, 2011 (signing scout: Pedro Chavez)
- Signed by the Tigers as a Minor League free agent on October 31, 2018
- On injured list, August 19-September 18, 2020 (left hamstring strain)

**HAROLD ARNALDO CASTRO'S CAREER RECORD**

Year	Club	AVG	G	AB	R	H	TB	2B	3B	HR	RBI	SH	SF	HB	BB	SO	SB	CS	OBP	SLG	E
2011	VSL Tigers	.313	63	252	44	79	92	10	0	1	32	5	0	4	11	21	24	7	.352	.365	15
2012	GCL Tigers	.311	51	193	24	60	81	14	2	1	21	9	3	1	10	25	15	3	.343	.420	9
2013	West Michigan	.231	41	147	17	34	46	7	1	1	11	3	1	0	2	40	5	1	.240	.313	12
	Lakeland	.274	21	73	8	20	24	2	1	0	11	1	0	5	22	3	2	.316	.329	1	
2014	West Michigan	.250	20	72	8	18	23	5	0	0	3	4	1	1	5	7	3	2	.304	.319	0
	Lakeland	.299	57	211	17	63	68	5	0	0	10	8	1	3	9	40	8	8	.335	.322	3
2015	Erie	.256	101	336	41	86	105	12	2	1	26	6	6	1	14	63	17	9	.283	.313	12
2016	Erie	.247	105	392	41	97	127	16	1	4	23	9	2	2	11	63	6	7	.270	.324	10
2017	Lakeland	.364	8	33	3	12	16	2	1	0	3	0	0	0	0	3	2	0	.364	.485	0
	Erie	.290	106	414	51	120	147	16	4	1	30	6	5	6	18	53	20	9	.325	.355	6
2018	Erie	.282	29	110	10	31	36	5	0	0	10	0	1	1	4	21	2	1	.310	.327	1
	Toledo	.257	74	241	24	62	76	8	0	2	19	3	2	0	5	47	3	3	.270	.315	18
	<b>DETROIT</b>	<b>.300</b>	<b>6</b>	<b>10</b>	<b>2</b>	<b>3</b>	<b>0</b>	<b>0</b>	<b>0</b>	<b>0</b>	<b>0</b>	<b>0</b>	<b>0</b>	<b>0</b>	<b>2</b>	<b>1</b>	<b>0</b>	<b>.300</b>	<b>.300</b>	<b>0</b>	
2019	Toledo	.328	31	122	20	40	59	5	1	4	25	2	1	0	9	26	1	3	.371	.484	3
	<b>DETROIT</b>	<b>.291</b>	<b>97</b>	<b>354</b>	<b>30</b>	<b>103</b>	<b>136</b>	<b>10</b>	<b>4</b>	<b>5</b>	<b>38</b>	<b>2</b>	<b>4</b>	<b>0</b>	<b>9</b>	<b>86</b>	<b>4</b>	<b>2</b>	<b>.305</b>	<b>.384</b>	<b>7</b>
2020	<b>DETROIT</b>	<b>.347</b>	<b>22</b>	<b>49</b>	<b>6</b>	<b>17</b>	<b>21</b>	<b>4</b>	<b>0</b>	<b>0</b>	<b>3</b>	<b>0</b>	<b>0</b>	<b>0</b>	<b>5</b>	<b>11</b>	<b>0</b>	<b>0</b>	<b>.407</b>	<b>.429</b>	<b>0</b>
MINOR LEAGUE TOTALS		.278	707	2596	308	722	900	107	13	15	224	56	24	19	103	431	109	55	.308	.347	90
MAJOR LEAGUE TOTALS		.298	125	413	38	123	160	14	4	5	41	2	4	0	14	99	5	2	.318	.387	7



## MAJOR LEAGUE CAREER FIELDING

	G	TC	PO	A	E	DP	PCT
First Base	3	15	14	1	0	1	1.000
Second Base	38	146	64	77	5	15	.966
Third Base	14	30	7	22	1	1	.967
Shortstop	8	28	10	18	0	3	1.000
Outfield	56	115	111	3	1	1	.991

## MAJOR LEAGUE CAREER HIGHS

**Hits:** 4 (twice) - last, September 7, 2019 at Oakland  
**Home Runs:** 1 (five times) - last, September 14, 2019 vs. Baltimore  
**RBI:** 3 (twice) - last, August 18, 2019 at Tampa Bay  
**Stolen Bases:** 1 (five times) - last, August 24, 2019 at Minnesota  
**Hitting Streak:** 7 - August 10-September 19, 2020



# 9

## WILLI CASTRO

HT: 6-1 WT: 170 BT: S TH: R BORN: 4/24/1997 IN RIO PIEDRAS, PR

INFIELDER

**Opening Day Age:** 23 **Residence:** Port St. Lucie, FL

**Major League Service:** 1.017 **Signed Through:** 2021

**How Obtained:** Acquired by the Tigers from Cleveland in exchange for Leonys Martin and Kyle Dowdy on July 31, 2018

## CAREER HIGHLIGHTS

- Finished tied for fourth in American League Rookie of the Year voting following the 2020 season.
- Named the Tigers co-Minor League Player of the Year in 2019.

## SEASON HIGHLIGHTS

Posted one of the best seasons for a Tigers rookie in franchise history, and finished as one of the top rookies in the American League during the 2020 campaign.

- Over 36 games and 129 at-bats he hit .349/.381/.550 with 21 runs scored, four doubles, two triples, six homers and 24 RBI.
- Led American League rookies with at least 125 at-bats in batting average and slugging percentage, while he ranked second in on-base percentage, tied for fourth in RBI and fifth in home runs...was one of eight AL rookies to have more than 125 at-bats in 2020.
- His batting average finished as the second highest for a rookie in franchise history (min. 125 at-bats), trailing only Fred Haney's 1922 campaign, during which he batted .352 (75x213).
- Had hits in 21-of-25 games from August 20-September 20, including multiple knocks in nine of those contests, over which he batted a combined .352/.388/.560 with 12 runs scored, three doubles, two triples, four home runs and 16 RBI.
- Blasted a 445-foot moonshot on August 22 at Cleveland that finished the season ranked as the club's third-longest home run of the season, behind Miguel Cabrera's 450-foot shot on September 24 and C.J. Cron's 447-foot Opening Day missile in Cincinnati...ball was struck at 107.4 MPH, which ranked as his fifth-hardest hit ball of his season.
- Had a career-long, seven-game hitting streak to begin his season from August 20-September 2, over which he batted .462/.462/.731 with six runs scored, two doubles, one triple, one home run and five RBI...the streak was also tied for the fifth longest by a Tiger this season (long, Cabrera with 13 games).
- Ranked as the No. 9 prospect in the Tigers player development system by *Baseball America*.

Earned Tigers co-Minor League Player of the Year honors in 2019 after hitting .301/.366/.467 with 28 doubles, eight triples, 11 home runs and 62 RBI in 119 games with Triple A Toledo.

- At the time of his promotion to the Major Leagues on August 25, he ranked tied for first in the International League in triples, second in hits (140) and tied for fifth in runs (75) and total bases (217).
- Selected to the International League All-Star Team.
- Opened the season on a 13-game hitting streak with Triple A Toledo from April 4-19, hitting .327/.414/.388 with one double, one triple and four RBI.
- Hit over .300 in each of the first two months of the season with Toledo, batting .337/.422/.465 with four doubles, two triples, one home run and nine RBI in April, while he hit .333/.396/.531 with five doubles, four triples, two home runs and 13 RBI in May.
- Belted a pair of solo home runs on August 21 at Indianapolis.



- Made his Major League debut on August 24 at Minnesota, starting at shortstop and going 2x4 with a double...recorded the first hit of his big league career in the sixth inning, hitting a double off Kyle Gibson.
- Hit a go-ahead RBI double in the 11th inning on September 6 at Oakland, marking his first career go-ahead hit.
- Belted the first home run of his Major League career on September 22 vs. Chicago (AL), hitting a solo shot in the seventh inning off Josh Osich.
- Recorded the first three-hit game of his big league career on September 26 vs. Minnesota, finishing the game 3x4 with a triple and RBI.
- Rated as the ninth-best prospect in the Tigers organization by *Baseball America*.

Began the **2018** season in the Cleveland Indians organization, before being acquired by the Tigers on July 31.

- Named to the Eastern League midseason All-Star Team.
- Led the Eastern League with nine sacrifice hits.
- Had a four-hit performance, including three doubles, and drove in a season-high five runs on May 25 vs. Richmond...also had a four-hit game on August 8 vs. Portland.
- Played in 31 games in August/September, hitting .317/.353/.516 with 12 runs scored, nine doubles, two triples, four home runs and 15 RBI.
- Saw time in 24 games with Leones del Escogido in the Dominican Winter League, batting .237/.265/.402 with 10 runs scored, four doubles, three triples, two home runs and eight RBI.
- Ranked as the No. 7 prospect in the Indians organization by *Baseball America*.

Spent the entire **2017** season with Single A Lynchburg, playing in 123 games.

- Selected to the Carolina League midseason and postseason All-Star Teams...was also named an organization All-Star by MiLB.com.
- Ranked second in the Carolina League with 136 hits, while he was third with 199 total bases and fourth with a .290 (136x469) batting average.
- Played in 26 games during May, hitting .319/.366/.429 with 13 runs scored, seven doubles, one home run and 13 RBI.
- Appeared in eight games with Leones del Escogido in the Dominican Winter League, hitting .448/.484/.586 with five runs scored, one double, one home run and six RBI.
- Rated as the No. 15 prospect in the Cleveland system and the 12th-best prospect in the Carolina League by *Baseball America*.

Played in 123 games with Single A Lake County in **2016**.

- Named to the Midwest League midseason All-Star Team.
- Led Lake County with 123 games played, 48 runs scored, 134 hits, eight triples and 16 stolen bases.
- Turned in a four-hit performance on April 28 vs. Burlington...also had four hits on July 29 vs. South Bend and August 7 vs. Dayton.
- Drove in a season-high six runs and went 2x5 with a home run on July 17 vs. Quad Cities.
- Ranked as the No. 26 prospect in the Indians organization by *Baseball America*.

Spent the entire **2015** season with Single A Mahoning Valley, seeing time in 67 games.

- Ranked fourth in the New York-Penn League with 20 stolen bases, while he was the third-toughest batter to strike out in the league, fanning once every 9.71 plate appearances.

Completed his first season of professional baseball in **2014**, appearing in 43 games with the AZL Indians.

**TRANSACTIONS**

- Signed by Cleveland as a non-drafted free agent on July 2, 2013
- Acquired by the Tigers from Cleveland in exchange for Leonys Martin and Kyle Dowdy on July 31, 2018
- On injured list, September 27-28, 2020 (right shoulder soreness)

**WILLI RAFAEL CASTRO'S CAREER RECORD**

Year	Club	AVG	G	AB	R	H	TB	2B	3B	HR	RBI	SH	SF	HB	BB	SO	SB	CS	OBP	SLG	E
2014	AZL Indians	.239	43	155	31	37	54	5	3	2	11	5	0	4	6	33	9	4	.285	.348	9
2015	Mahoning Valley	.264	67	273	34	72	90	9	3	1	25	8	3	7	10	31	20	7	.304	.330	22
2016	Lake County	.259	123	518	68	134	192	21	8	7	49	3	5	3	19	96	16	11	.286	.371	25
	Lynchburg	.222	3	9	0	2	2	0	0	0	0	0	0	0	2	0	1	.222	.222	0	
2017	Lynchburg	.290	123	469	69	136	199	24	3	11	58	2	4	7	28	90	19	9	.337	.424	25
2018	Akron	.245	97	371	55	91	130	20	2	5	39	7	1	3	28	84	13	4	.303	.350	13
	Toledo	.324	26	105	12	34	59	9	2	4	13	2	0	1	6	25	4	1	.366	.562	2
	Toledo	.286	5	21	0	6	6	0	0	0	2	0	0	0	5	1	0	.286	.286	0	
2019	Toledo	.301	119	465	75	140	217	28	8	11	62	3	6	14	37	110	17	4	.366	.467	23
	<b>DETROIT</b>	<b>.230</b>	<b>30</b>	<b>100</b>	<b>10</b>	<b>23</b>	<b>34</b>	<b>6</b>	<b>1</b>	<b>1</b>	<b>8</b>	<b>1</b>	<b>2</b>	<b>6</b>	<b>34</b>	<b>0</b>	<b>1</b>	<b>.284</b>	<b>.340</b>	<b>4</b>	
2020	<b>DETROIT</b>	<b>.349</b>	<b>36</b>	<b>129</b>	<b>21</b>	<b>45</b>	<b>71</b>	<b>4</b>	<b>2</b>	<b>6</b>	<b>24</b>	<b>1</b>	<b>2</b>	<b>1</b>	<b>7</b>	<b>38</b>	<b>0</b>	<b>1</b>	<b>.381</b>	<b>.550</b>	<b>6</b>
MINOR LEAGUE TOTALS		.273	606	2386	344	652	949	116	29	41	259	30	19	39	134	476	99	41	.320	.398	119
MAJOR LEAGUE TOTALS		.297	66	229	31	68	105	10	3	7	32	2	3	3	13	72	0	2	.339	.459	10



## 2021 TIGERS

### MAJOR LEAGUE CAREER FIELDING

	G	TC	PO	A	E	DP	PCT
Second Base	1	2	1	1	0	0	1.000
Third Base	8	16	3	12	1	0	.938
Shortstop	56	192	60	123	9	27	.953

### MAJOR LEAGUE CAREER HIGHS

**Hits:** 3 (five times) - last, September 24, 2020 at Kansas City

**Home Runs:** 1 (seven times) - last, September 24, 2020 at Kansas City

**RBI:** 3 (three times) - last, September 24, 2020 at Kansas City

**Stolen Bases:** No Major League stolen bases

**Hitting Streak:** 8 - August 20-September 4, 2020



67

# JOSÉ CISNERO

**HT: 6-3 WT: 245 BT: R TH: R BORN: 4/11/1989 IN BAJOS DE HAINA, DR**

**RIGHTHANDED PITCHER**

**Opening Day Age:** 31

**Major League Service:** 3.020

**How Obtained:** Signed by the Tigers as a Minor League free agent on November 8, 2018

**Residence:** San Francisco de Macoris, DR

**Signed Through:** 2021

### SEASON HIGHLIGHTS

Established himself as a mainstay in the back-end of the Tigers bullpen during the **2020** season, with all 29 of his appearances coming in the seventh inning-or-later.

- Posted a 3-3 record and 3.03 ERA (29.2IP/10ER) on 23 hits and 10 walks, while striking out 34...marked career highs in wins, holds (6), strikeouts per nine innings (10.31), and career lows in ERA, WHIP (1.11), FIP (2.63), and walks per nine innings (3.03)...held opponents scoreless in 23-of-29 outings on the season.
- Among all Major League relievers he ranked tied for third with 29 appearances and seventh with 29.2 innings pitched.
- Tied a career high with 17 inherited runners, which ranked tied for seventh in the American League this season...allowed just one of those inherited runners to score, giving him the lowest inherited runner score percentage (5.9) in all of baseball among pitchers with at least 17 IR.
- Did not allow a run over 11 consecutive appearances from August 12 to September 4...allowed only two hits and four walks over that span, while striking out 15...opponents hit .057 (2x35) during the stretch.
- Made his 28th career multi-inning relief appearance on September 15 vs. Kansas City, tossing 1.1 scoreless innings and stranding both runners he inherited...has had great success in his career in multi-inning outings, posting a combined 3-1 record and 1.75 ERA (56.2IP/11ER) on 47 hits and 15 walks, while striking out 57.

Split the **2019** season between Detroit and Triple A Toledo...appeared at the Major League level for the first time since 2014.

- Made eight multi-inning relief appearances for the Tigers...allowed just one run to score in those outings, compiling 14.2 innings with eight hits and three walks, while striking out 15.
- Did not allow a run over his final nine appearances with Triple A Toledo from June 5-July 21, throwing 10.0 scoreless innings.
- Allowed just one earned run over 10 appearances with Detroit between August 20 and September 12... posted a 1.13 ERA (8.0IP/1ER) over that span, allowing three hits and four walks, while striking out 11.
- Pitched in eight games with Leones del Escogido in the Dominican Winter League, and had a 0-1 record with a 0.96 ERA (9.1IP/1ER) and 16 strikeouts.

Appeared in 22 games with Leones del Escogido in the Dominican Winter League in **2018**, compiling a 1-2 record with a 4.74 ERA (19.0IP/10ER) and 20 strikeouts.

Pitched for Cardenales de Lara in the Venezuelan Winter League in **2017**, posting a 1-1 record with a 2.61 ERA (10.1IP/3ER) and nine strikeouts in 12 appearances.

Played for both Sultanes de Monterrey in the Mexican League and the New Jersey Jackals of the Canadian-American Association in **2016**.

Made four appearances with Double A Pensacola in **2015** after missing most of the season due to injury.

- Missed the first two months of the season recovering from Tommy John surgery.
- Sidelined from June 15-September 16 with a right back strain.
- Made 19 appearances with Gigantes del Cibao in the Dominican Winter League, posting a 2-1 record with a 4.32 ERA (16.2IP/8ER) and 20 strikeouts.

Limited to 11 appearances between Houston and Triple A Oklahoma in **2014**.

- Sidelined from May 7-November 3 with a right elbow sprain...underwent Tommy John surgery, which was performed by Dr. Thomas Mehlhoff.

Made his Major League debut in **2013** with Houston, appearing in 28 games.

- Made his Major League debut on April 22 vs. Seattle, throwing 3.2 shutout innings of relief with one strikeout.
- Earned his first big league victory on May 18 at Pittsburgh, striking out five and tossing 3.2 scoreless innings.
- Did not allow an earned run in 10 consecutive appearances from May 18-June 26, throwing 19.1 innings and striking out 23.
- Pitched for Gigantes del Cibao of the Dominican Winter League and had a 4.91 ERA (3.2IP/2ER) and three strikeouts in six appearances.
- Ranked as the No. 15 prospect in the Astros system by *Baseball America*.

Split the **2012** season between Double A Corpus Christi and Triple A Oklahoma City, starting 28 games.

- Ranked second among Houston Minor Leaguers with 148 strikeouts.
- Led the Texas League with two complete games, while he ranked third with 116 strikeouts.
- Allowed just eight home runs in 148.1 innings, good for a mark of 0.54 home runs per 9.0 innings.
- Earned Texas League Pitcher of the Week honors twice during the season, first for the week ending June 3, when he threw 7.0 scoreless innings with seven strikeouts at Arkansas...received the honor for a second time for the week ending July 22, when he made two starts and went 2-0 with a 1.72 ERA (15.2IP/3ER) and 15 strikeouts.
- Threw the first shutout of his professional career on June 16 at Frisco, allowing just two hits and striking out six.
- Rated as the 26th-best prospect in the Astros organization by *Baseball America*.

Led all Astros Minor Leaguers with 152 strikeouts in **2011**, as he spent the entire season with Single A Lancaster.

- Paced the California League with 11.09 strikeouts per 9.0 innings, while he ranked second with a .246 (115x468) opponent batting average and sixth with 152 strikeouts.
- Struck out 11 batters on April 12 vs. San Jose...had four other double-digit strikeout performances during the season, striking out 13 on May 3 vs. Rancho Cucamonga, 11 on July 15 at High Desert, 11 on July 21 vs. High Desert and 10 on September 2 vs. Lake Elsinore.
- Named the Lancaster Pitcher of the Month for May, posting a 2-2 record with a 3.90 ERA (32.1IP/14ER) and 34 strikeouts in six starts.
- Sidelined from August 25-September 1 with a left ankle strain.

Started 26 games with Single A Lexington in **2010**.

- Named an organization All-Star by MiLB.com.
- Ranked seventh in the South Atlantic League with 126 strikeouts...was fourth among South Atlantic League starters with a .221 (106x480) opponent batting average and 8.53 strikeouts per 9.0 innings.
- Tabbed Lexington Pitcher of the Month for August, compiling a 2-1 record with a 3.31 ERA (35.1IP/13ER) and 27 strikeouts in six starts.

Spent the entire **2009** season with Single A Greenville, making 13 starts.

- Led the Appalachian League with a .165 (32x194) opponent batting average, while he was tied for the league lead with 13 starts and third with 64 strikeouts...also led all Appalachian League starters with 10.35 strikeouts per 9.0 innings.
- Selected Greenville's Pitcher of the Month in both July and August...went 2-0 with a 3.43 ERA (21.0IP/8ER) and 22 strikeouts in five starts during July, while he was 1-1 with a 3.18 ERA (28.1IP/10ER) and 37 strikeouts in six August starts.

Completed his first season of professional baseball in **2008**, making 10 appearances, including six starts, with the DSL Astros.

- Threw 5.0 shutout innings and struck out a season-high nine batters on August 19 at the DSL Pirates.
- Made three appearances in August and did not allow an earned run in 13.2 innings, striking out 19 and allowing seven hits.



# 2021 TIGERS

## TRANSACTIONS

- Signed by Houston as a non-drafted free agent on December 6, 2007
- On temporarily inactive list, August 31-September 4, 2010
- On injured list, August 25-September 1, 2011 (left ankle strain)
- On injured list, May 7-November 3, 2014 (right elbow sprain)
- Signed by Cincinnati as a Minor League free agent on November 17, 2014
- On injured list, June 15-September 16, 2015 (right back strain)
- Signed by Arizona as a Minor League free agent on December 11, 2015
- Signed by the Tigers as a Minor League free agent on November 8, 2018

## JOSÉ LUIS CISNERO'S CAREER RECORD

Year	Club	W-L	ERA	G	GS	CG	SHO	SV	IP	H	TBF	R	ER	HR	HB	BB	SO	WP	BK	AVG
2008	DSL Astros	0-3	3.10	10	6	0	0	2	29.0	18	115	15	10	0	4	11	34	5	0	.180
2009	Greeneville	4-2	3.56	13	13	0	0	0	55.2	32	236	25	22	5	8	30	64	7	2	.165
2010	Lexington	8-6	3.65	26	26	0	0	0	133.0	106	572	69	54	11	15	65	126	16	2	.221
2011	Lancaster	8-11	6.06	27	27	0	0	0	123.1	115	559	88	83	13	8	75	152	16	3	.246
2012	Corpus Christi	9-6	3.40	20	20	2	1	0	108.2	93	464	44	41	7	3	46	116	5	1	.227
	Oklahoma City	4-1	4.54	8	8	0	0	0	39.2	52	182	23	20	1	3	18	32	1	0	.329
2013	Oklahoma City	1-1	8.66	12	1	0	0	0	17.2	25	90	18	17	2	3	13	24	3	0	.333
	Houston	2-2	4.12	28	0	0	0	0	43.2	49	198	23	20	5	1	22	41	1	2	.283
2014	Oklahoma City	0-0	2.45	6	0	0	0	0	11.0	5	44	3	3	1	0	4	18	0	0	.125
	Houston	0-0	9.64	5	0	0	0	0	4.2	8	25	5	5	0	0	4	5	0	0	.400
2015	Pensacola	0-0	3.38	4	0	0	0	0	5.1	2	21	2	2	0	0	4	6	1	0	.118
2016	Sultanes de Monterrey*	0-0	5.25	13	0	0	0	1	12.0	13	54	9	7	2	0	6	16	3	0	.277
	New Jersey*	1-0	3.86	5	0	0	0	0	7.0	3	---	3	3	0	0	7	6	1	0	---
2019	Toledo	1-2	2.70	32	2	0	0	7	40.0	36	177	14	12	3	2	21	49	1	0	.235
	DETROIT	0-4	4.33	35	0	0	0	0	35.1	35	162	21	17	5	3	19	40	1	0	.257
2020	DETROIT	3-3	3.03	29	0	0	0	0	29.2	23	123	10	10	1	3	10	34	0	0	.209
MINOR LEAGUE TOTALS		35-32	4.22	158	103	2	1	9	563.1	484	2514	301	264	43	45	287	621	55	8	.231
DETROIT TOTALS		3-7	3.74	64	0	0	0	0	65.0	58	285	31	27	6	6	29	74	1	0	.236
MAJOR LEAGUE TOTALS		5-9	4.13	97	0	0	0	0	113.1	115	508	59	52	11	7	55	120	2	2	.262

\* - Not included in career totals

## MAJOR LEAGUE CAREER FIELDING

	G	TC	PO	A	E	DP	PCT
Pitcher	97	14	8	6	0	0	1.000

## MAJOR LEAGUE CAREER HIGHS

- Longest Winning Streak in Games with Decision: 2 - May 18-July 22, 2013
- Longest Losing Streak in Games with Decision: 6 - June 30-September 18, 2019
- Strikeouts: 5 (twice) - last, May 21, 2013 vs. Kansas City
- Walks: 3 - August 6, 2013 vs. Boston
- Innings (starter): No Major League starts
- Innings (reliever): 3.2 (twice) - last, May 18, 2013 at Pittsburgh

## WALKING AWAY A WINNER IN THE PLAYOFFS

The Tigers have won five games in walk-off style during the postseason in the club's history. The following is a list of the five games with a brief recap:

### Game Two - 1934 World Series - October 4, 1934

Goose Goslin plated Charlie Gehringer with a one-out single off St. Louis' Bill Walker in the bottom of the 11th inning to propel the Tigers to a 3-2 win.

### Game Six - 1935 World Series - October 7, 1935

Goose Goslin's two-out single off Chicago's Larry French in the bottom of the ninth inning scored Mickey Cochrane to propel the Tigers to a 4-3 victory and the franchise's first World Series Championship.

### Game Four - 1972 American League Championship Series - October 11, 1972

After Oakland scored two runs in the top of the 10th inning to take a 3-1 lead over Detroit, the Tigers rallied with three runs in the bottom of the 10th inning for a 4-3 win to knot the series at two games apiece and force a decisive Game Five. Jim Northrup's bases-loaded single off Dave Hamilton scored Gates Brown with the winning run.

### Game Four - 2006 American League Championship Series - October 14, 2006


Magglio Ordonez belted a two-out, three-run home run off Oakland's Huston Street in the bottom of the ninth inning to propel the Tigers to a 6-3 victory and a four-game series sweep to advance Detroit to the World Series for the first time in 22 years.

### Game Two - 2012 American League Division Series - October 7, 2012

Don Kelly's sacrifice fly off Oakland's Grant Balfour plated Omar Infante in the bottom of the ninth inning to propel the Tigers to a 5-4 win over the Athletics.







# 72

## KODY CLEMENS

NON-ROSTER INVITEE

HT: 6-1 WT: 170 BT: L TH: R BORN: 5/15/1996 IN HOUSTON, TX

INFIELDER

Opening Day Age: 24      Residence: Houston, TX  
 Major League Service: 0.000      Signed Through: 2021  
 How Obtained: Selected by the Tigers in the third round of the 2018 MLB Draft

### SEASON HIGHLIGHTS

Played for Team Texas in the Constellation Energy League in 2020.

- Selected to the league's postseason All-Star Team and was named the Most Valuable Player of his team.
- Ranked as the No. 16 prospect in the Tigers organization by *Baseball America*.

Spent most of the 2019 season with Single A Lakeland before a late season promotion to Double A Erie.

- Selected the organization's Gold Glove winner at second base.
- Had four extra-base hits on May 5 at Bradenton, finishing the game 4x5 with two doubles, two home runs and two RBI.
- Drove in three runs in back-to-back games on June 21-22 at Charlotte.
- Rated as the 12th-best prospect in the Tigers Minor League system by *Baseball America*.

Began his professional career in 2018, combining to play in 52 games between Single A West Michigan and Single A Lakeland.

- Named a Tigers organization All-Star by MiLB.com...was named the organization's Gold Glove winner at second base.
- Belted a pair of home runs on July 4 at Lansing.
- Hit .299/.391/.505 with six doubles, one triple, four home runs and 14 RBI in 27 games with the Whitecaps in July.

### AMATEUR HIGHLIGHTS

- Played collegiately at the University of Texas, where he was named the ABCA Co-Player of the Year and was a consensus first team All-American as a junior in 2018...was also a finalist for the Golden Spikes Award and the Dick Howser Trophy that season.
- Graduated from Memorial High School in Houston, where he was a 2013 and 2014 Perfect Game Underclass High Honorable Mention All-America and a first team All-District selection in 2013.

### PERSONA/MISCELLANEOUS

- Is the son of former big leaguer Roger Clemens, who played 24 seasons in the Majors and was an 11-time All-Star, seven-time Cy Young Award winner and two-time World Series champion.
- His brother, Kacy, was drafted by Toronto in the eighth round of the 2017 MLB Draft.

### TRANSACTIONS

- Selected by Houston in the 35th round of the 2015 MLB Draft out of Memorial HS (TX), but did not sign
- Selected by the Tigers in the third round of the 2018 MLB Draft out of the University of Texas (signing scout: Matt Lea)

### KODY ALEC CLEMENS' CAREER RECORD

Year	Club	AVG	G	AB	R	H	TB	2B	3B	HR	RBI	SH	SF	HB	BB	SO	SB	CS	OBP	SLG	E
2018	West Michigan	.302	41	149	18	45	71	10	2	4	17	1	2	1	21	27	3	1	.387	.477	4
	Lakeland	.238	11	42	6	10	15	2	0	1	3	0	1	1	2	12	1	0	.283	.357	0
2019	Lakeland	.238	115	411	43	98	169	24	7	11	59	1	8	4	45	101	11	3	.314	.411	4
	Erie	.170	13	47	5	8	13	2	0	1	4	0	0	1	6	18	0	0	.278	.277	1
2020	Team Texas*	.233	28	90	14	21	41	6	1	4	12	0	4	0	9	20	2	0	.291	.456	1
MINOR LEAGUE TOTALS		.248	180	649	72	161	268	38	9	17	83	2	11	7	74	158	15	4	.327	.413	9

\* - Not included in career totals



# 79 DILLON DINGLER

NON-ROSTER  
INVITEE

HT: 6-2 WT: 215 BT: R TH: R BORN: 9/17/1998 IN MASSILLON, OH

## CATCHER

Opening Day Age: 22 Residence: Columbus, OH  
Major League Service: 0.000 Signed Through: 2021  
How Obtained: Selected by the Tigers in the second round of the 2020 MLB Draft

### SEASON HIGHLIGHTS

Spent the 2020 season as the Tigers Alternate Training Site in Toledo.

- Ranked as the No. 6 prospect in the Tigers organization by *Baseball America*.

### AMATEUR HIGHLIGHTS

- Played collegiately at The Ohio State University, where he earned second team All-Big Ten honors in 2019 and was named to the Big Ten All-Freshman Team in 2018.
- Graduated from Massillon Jackson High School, where he was second team All-State and led his team to the state championship in 2017.
- Also played football in high school, earning first team All-State honors and being named Stark County Player of the Year in 2017.

### TRANSACTIONS

- Selected by the Tigers in the second round of the 2020 MLB Draft out of Ohio State University (signing scout: Austin Cousino)

### FRANCIS DILLON DINGLER'S CAREER RECORD

Year	Club	AVG	G	AB	R	H	TB	2B	3B	HR	RBI	SH	SF	HB	BB	SO	SB	CS	OBP	SLG	E	
2020	Did Not Play																					



# 76 ALEX FAEDO

HT: 6-5 WT: 225 BT: R TH: R BORN: 11/12/1995 IN TAMPA, FL

## RIGHTHANDED PITCHER

Opening Day Age: 25 Residence: Tampa, FL  
Major League Service: 0.000 Signed Through: 2021  
How Obtained: Selected by the Tigers in the first round (18th overall) of the 2017 MLB Draft

### SEASON HIGHLIGHTS

Spent the entire 2020 season at the Alternate Training Site in Toledo...underwent reconstruction surgery on his right UCL in December, 2020.

- Ranked as the No. 6 prospect in the Tigers organization by *Baseball America*...also rated as possessing the best slider in the Tigers system.

Spent his 2019 campaign with Double A Erie, starting 22 games.

- Selected to the Eastern League midseason All-Star Team.
- Ranked third in the Eastern League with 134 strikeouts, while he was eighth with a .235 (104x442) opponent batting average and 1.12 WHIP.
- Named Eastern League Pitcher of the Week for the week ending April 28 after throwing 7.0 no-hit innings with one walk allowed and five strikeouts on April 24 vs. Bowie...combined with Drew Carlton on a no-hitter for the SeaWolves, which was the third no-hitter in franchise history and first since August 22, 2009 vs. Akron.
- Recorded his first double-digit strikeout game of the season on May 13 vs. Richmond, fanning 10...also struck out 10-or-more on May 29 at Reading, striking out 12, and June 12 at Reading, punching out 10.

- Made four starts during June, compiling a 2-1 record with a 2.29 ERA (19.2IP/5ER) and 21 strikeouts.
- Sideline from August 10-September 1 with a back muscle spasm.
- Ranked as the 10th-best prospect in the Tigers organization and the No. 12 prospect in the Eastern League by *Baseball America*.

Made his professional debut in **2018**, splitting the season between Single A Lakeland and Double A Erie.

- Allowed three earned runs-or-less in his first six starts of the season, posting a 0-2 record with a 2.34 ERA (34.2IP/9ER) and 27 strikeouts.
- Named Florida State League Pitcher of the Week for the week ending May 20 after tossing 7.0 shutout innings with two hits allowed, one walk and five strikeouts on May 18 vs. Tampa.
- Started four games in June, and went 1-0 with a 1.59 ERA (22.2IP/4ER) and 20 strikeouts.
- Struck out a season-high 10 batters and threw 7.0 innings, allowing one run on three hits on August 24 at Bowie.
- Ranked as the No. 2 prospect in the Tigers organization and the No. 50 prospect overall by *Baseball America*...also rated as possessing the best slider in the Tigers system.

Selected by the Tigers in the first round (18th overall) of the June **2017** draft, but did not pitch during the season.

### AMATEUR HIGHLIGHTS

- Played his college baseball at the University of Florida, pitching for the Gators from **2015-17**.
- Helped Florida to its first national title in 2017, earning College World Series Most Outstanding Pitcher honors after throwing 14.1 scoreless innings with 22 strikeouts in two starts.
- Earned All-American honors and second team All-SEC honors as a junior, posting a 9-2 record with one save, a 2.26 ERA (123.2IP/31ER) and 157 strikeouts in 20 appearances, including 19 starts.
- Made 17 starts as a sophomore in **2016**, compiling a 13-3 record with a 3.18 ERA (104.2IP/37ER) and 133 strikeouts to earn All-America honors.

### TRANSACTIONS

- Selected by the Tigers in the first round (17th overall) of the 2017 MLB Draft out of the University of Florida (signing scout: R.J. Burgess)
- On injured list, August 10-September 1, 2019 (back muscle spasm)
- On injured list, July 9-August 23, 2020

### ALEXANDER (ALEX) MICHAEL FAEDO'S CAREER RECORD

Year	Club	W-L	ERA	G	GS	CG	SHO	SV	IP	H	TBF	R	ER	HR	HB	BB	SO	WP	BK	AVG
2018	Lakeland	2-4	3.10	12	12	0	0	0	61.0	49	246	25	21	3	4	13	51	4	0	.217
	Erie	3-6	4.95	12	12	0	0	0	60.0	54	254	37	33	15	2	22	59	1	0	.239
2019	Erie	6-7	3.90	22	22	0	0	0	115.1	104	473	50	50	17	6	25	134	4	2	.235
2020	Did Not Play																			
MINOR LEAGUE TOTALS		11-17	3.96	46	46	0	0	0	236.1	207	973	112	104	35	12	60	244	9	2	.232

### WINNING STREAKS BY TIGERS ROOKIES

Since 1957, 13 Tigers rookie pitchers have compiled a winning streak of five-or-more games. Michael Fulmer was the last pitcher to accomplish the feat, winning six straight in 2016. The complete list since 1957 follows:

Player	Streak (Games/Starts)	Date	Year
Les Cain	8 games (12 starts)	May 21-July 10	1970
Mark Fidrych	8 games (8 starts)	May 31-July 3	1976
Mike Henneman	8 games (27 starts)	May 15-July 25	1987
Dave Rozema	7 games (7 starts)	July 16-August 19	1977
Justin Verlander	7 games (8 starts)	June 17-August 1	2006
Mark Leiter	6 games (6 starts)	August 1-September 1	1991
Zach Miner	6 games (6 starts)	June 10-July 8	2006
Albuquerque	6 games (23 starts)	May 24-September 10	2011
Michael Fulmer	6 games (7 starts)	May 10-June 12	2016
Pat Underwood	5 games (10 games/9 starts)	May 31-July 19	1979
Jerry Ujdar	5 games (7 starts)	July 11-August 10	1982
Armando Galarraga	5 games (6 starts)	July 23-August 19	2008
Rick Porcello	5 games (5 starts)	May 5-27	2009



# 45 BUCK FARMER

HT: 6-4 WT: 232 BT: L TH: R BORN: 2/20/1991 IN CONYERS, GA

## RIGHTHANDED PITCHER

Opening Day Age: 30 Residence: Buford, GA

Major League Service: 4.083 Signed Through: 2021

How Obtained: Selected by the Tigers in the fifth round of the 2013 MLB Draft

### SEASON HIGHLIGHTS

Worked out of the back-end of the Tigers bullpen in **2020**, proving himself as one of the club's most consistent relievers...posted a 1-0 record and 3.80 ERA (21.2IP/9ER) over 23 outings, allowing 20 hits and five walks, while striking out 15.

- Allowed a pair of runs on August 7 at Pittsburgh, snapping a 16-game scoreless streak from September 3, 2019 to July 31, 2020...over that stretch he posted a 2-0 record with four hits and four walks allowed, while striking out eight...during that streak he led all Major League pitchers (min. 16.0 innings pitched) with a 0.00 ERA (16.0IP/0ER), .078 (4x51) opponents batting average and five total bases allowed.
- Pitched in mostly full-inning situations during 2020, making just three appearances of 1.0-inning-or-less...held opponents scoreless in such outings, and stranded both of the runners he inherited.
- Has been one of the franchise's most durable relievers between 2010-2020, ranking eighth over that span with 197.2 innings pitched from the bullpen...among Tigers relievers with at least 100.0 innings pitched in that time frame, he ranks tied for sixth in wins (10); seventh in ERA (4.01, (197.2IP/88ER)); and eighth in strikeouts (177) and holds (29).
- Made his first career appearance on the injured list, sidelined from August 10-20 with a left groin strain.

Proved to be one of the most reliable relievers in the Majors in **2019**, setting a single-season career high with 73 appearances...that total ranked tied for fourth in the American League and tied for ninth in the Major Leagues...became the 11th pitcher in franchise history to make 73-or-more outings in a season, and first since Joaquin Benoit in 2012 (also 73).

- Established single-season career highs in multiple categories, including wins (6), strikeouts (73), ERA (3.72), WHIP (1.27) and holds (15).
- Made his only start of the season on June 8 vs. Minnesota, tossing 2.0 innings and allowing one run on two hits and a walk, while punching out four...has now started a game for Detroit in each of the last six seasons, becoming the first player to do so since Justin Verlander.
- Named the Tigers Pitcher of the Month for July after compiling a 1.42 ERA (12.2IP/2ER) with 15 strikeouts in 13 outings...among American League relievers with at least 12.0 innings pitched during the month, he ranked third in ERA, fourth with a .205 (9x44) opponent batting average and sixth with a 1.03 WHIP.
- Allowed an earned run in just three of 25 appearances between June 18 and August 17, posting a 1.90 ERA (23.2IP/5ER) on 19 hits and eight walks, while punching out 27...among relievers with at least 23.0 IP over that span, his ERA ranked tied for fifth in the American League and tied for eighth in the Majors.
- Finished the season with 11 consecutive scoreless appearances spanning from September 3-28, going 1-0 with two holds and allowing just four hits and three walks over that span, while striking out seven.
- Selected the Tigers Pitcher of the Month for September, posting a 1-1 record with a 1.54 ERA (11.2IP/2ER) and nine strikeouts.

Made 66 appearances, including one start, for the Tigers in **2018**...his 66 appearances were tied for the second-most on the team.

- Established a career high in innings pitched (69.1).
- After giving up five runs in his first outing of the season on April 1 vs. Pittsburgh, he allowed three earned runs over a span of 20 appearances (18.2IP) from April 7 to May 17, compiling a 1.45 ERA.
- Finished the month of June with a 2-0 record and a 0.71 ERA (12.2IP/1ER) and nine strikeouts in 12 appearances.
- Closed the season by not giving up a run in the month of September, tossing 10.1 scoreless innings and allowing just seven hits, limiting opponents to a .189 (7x37) batting average.
- Held lefthanded hitters to a .168 (19x113) batting average, which ranked fourth among American League pitchers (min. 100 lefthanded batters faced)...righties hit .320 (48x150) with him on the mound.

Combined to make 32 starts between Triple A Toledo and Detroit in **2017**.

- Started five games for Triple A Toledo in April and had a 0-1 record with a 2.51 ERA (28.2IP/8ER) and 27 strikeouts.
- Picked up his first Major League win in the second game of the doubleheader on May 27 at Chicago (AL), throwing 6.1 shutout innings with three hits allowed, two walks and a career-high 11 strikeouts.
- Tossed 6.2 scoreless frames and earned the win in his second start of the season on June 7 vs. Los Angeles (AL)...according to the Elias Sports Bureau, Farmer became the first pitcher in Major League history to win his first two starts of a season without allowing a run in either after entering that year with a career record of 0-5 or worse.
- Made six consecutive quality starts with Triple A Toledo from July 22-August 19 -- posted a 3-1 record with a 2.54 ERA (39.0IP/11ER) and 33 strikeouts during the stretch.

Saw time with both the Tigers and Triple A Toledo in **2016**.

- Made an Opening Day roster at the Major League level for the first time in his career.
- Posted five consecutive scoreless appearances with the Tigers from April 12-May 28 -- threw 7.1 scoreless innings with two hits allowed, three walks and six strikeouts during the stretch.
- Allowed three earned runs-or-fewer over his final eight starts of the season with the Mud Hens from July 20-August 27 -- compiled a 4-2 record with a 1.86 ERA (48.1IP/10ER) and 47 strikeouts during the stretch.
- Ranked as the 12th-best prospect in the Tigers organization by *Baseball America*.

Split the **2015** season between the Tigers and Triple A Toledo.

- Named to the International League midseason All-Star Team.
- Named the Tigers Minor League Pitcher of the Month for April after starting four games with Toledo and posting a 3-0 record with a 3.00 ERA (21.0IP/7ER), 13 hits allowed, 10 walks and 28 strikeouts...held opponents to a .173 (13x75) batting average during the month.
- Recorded the first hit of his Major League career on August 18 at Chicago (NL) -- became the first Tigers relief pitcher to record a hit in a game since Steve Avery on June 4, 2003 at San Diego.
- Rated as the No. 2 prospect in the Tigers player development system by *Baseball America*.

Tabbed the Midwest League Pitcher of the Year in **2014** as he spent the majority of the season with Single A West Michigan.

- Selected to the Midwest League midseason and postseason All-Star Teams.
- Fanned a season-high 12 batters with West Michigan on April 30 at Lake County -- also recorded a double-digit strikeout total by fanning 11 on August 18 at Cedar Rapids.
- Named the Tigers Minor League Pitcher of the Month for July after posting a 3-0 record with a 0.41 ERA (22.0IP/1ER), and 16 strikeouts in four starts for Single A West Michigan -- limited opponents to a .188 (15x80) batting average during the month.
- Had his contract purchased by the Tigers on August 13 and made his Major League debut later that night, allowing four runs on six hits while striking out four over 5.0 innings vs. Pittsburgh.
- Ranked as the No. 10 prospect in the Midwest League by *Baseball America*...also rated as possessing the best breaking pitch and best control in the Midwest League.

Selected by the Tigers in the fifth round of the June **2013** draft and saw his first Minor League action in 12 games with Single A Connecticut.

- Fanned a season-high five batters on July 7 at Staten Island -- equaled the high on August 2 vs. Mahoning Valley.

#### AMATEUR HIGHLIGHTS

- Played at Georgia Tech from **2010-13**, earning first or second team All-ACC honors in each of his final three seasons.
- Named second team All-ACC after compiling an 11-3 record with a 2.82 ERA in 16 starts as a sophomore in 2011...earned first team All-ACC honors in 2012 after going 8-4 with a 3.54 ERA in 16 starts as a junior...completed his final season with Georgia Tech in 2013, earning first-team All-ACC accolades after posting a 9-5 record, a 2.78 ERA and 122 strikeouts during his senior season.
- Holds the Rockdale High School single-game strikeout record after fanning 22 batters against Dracula High School as a junior in 2008.

#### IN THE COMMUNITY

- Is very active in the club's community relations efforts, supporting many vital causes around metro Detroit and Michigan. Areas of involvement include: growing youth baseball participation, honoring veterans and first responders, and recognizing COVID-19 frontline heroes.
- Contributed donation and recorded a video message for five families from the Salvation Army's Pathway of Hope Program during the Tigers Hometown Holiday Assist event.



## 2021 TIGERS

### TRANSACTIONS

- Selected by Atlanta in the 46th round of the 2009 MLB Draft out of Rockdale County High School (GA), but did not sign
- Selected by Milwaukee in the 15th round of the 2012 MLB Draft out of the Georgia Institute of Technology, but did not sign
- Selected by the Tigers in the fifth round of the 2013 MLB Draft out of the Georgia Institute of Technology (signing scout: James Rough)
- On injured list, August 10-20, 2020 (left groin strain)

### GEORGE RUMIE (BUCK) FARMER'S CAREER RECORD

Year	Club	W-L	ERA	G	GS	CG	SHO	SV	IP	H	TBF	R	ER	HR	HB	BB	SO	WP	BK	AVG
2013	Connecticut	0-3	3.09	12	11	0	0	0	32.0	32	134	13	11	1	0	7	33	1	0	.258
2014	West Michigan	10-5	2.60	18	18	0	0	0	103.2	91	420	37	30	6	3	24	116	7	1	.233
	Erie	1-0	3.00	2	2	0	0	0	12.0	10	49	4	4	1	0	4	11	0	0	.222
	Toledo	1-1	9.82	2	2	0	0	0	7.1	11	36	9	8	1	0	4	2	1	0	.335
	<b>DETROIT</b>	<b>0-1</b>	<b>11.57</b>	<b>4</b>	<b>2</b>	<b>0</b>	<b>0</b>	<b>0</b>	<b>9.1</b>	<b>12</b>	<b>46</b>	<b>12</b>	<b>12</b>	<b>2</b>	<b>2</b>	<b>5</b>	<b>11</b>	<b>0</b>	<b>0</b>	<b>.308</b>
2015	Toledo	7-3	4.15	16	16	0	0	0	86.2	85	368	45	40	6	3	25	76	3	0	.251
	<b>DETROIT</b>	<b>0-4</b>	<b>7.36</b>	<b>14</b>	<b>5</b>	<b>0</b>	<b>0</b>	<b>0</b>	<b>40.1</b>	<b>53</b>	<b>186</b>	<b>35</b>	<b>33</b>	<b>10</b>	<b>3</b>	<b>17</b>	<b>24</b>	<b>1</b>	<b>0</b>	<b>.323</b>
2016	Toledo	5-6	3.96	20	20	0	0	0	100.0	106	426	48	44	11	3	28	93	3	0	.271
	<b>DETROIT</b>	<b>0-1</b>	<b>4.60</b>	<b>14</b>	<b>1</b>	<b>0</b>	<b>0</b>	<b>0</b>	<b>29.1</b>	<b>25</b>	<b>131</b>	<b>15</b>	<b>15</b>	<b>4</b>	<b>1</b>	<b>20</b>	<b>27</b>	<b>2</b>	<b>0</b>	<b>.231</b>
2017	Toledo	6-4	3.93	21	21	0	0	0	123.2	133	519	58	54	9	2	31	114	2	0	.275
	<b>DETROIT</b>	<b>5-5</b>	<b>6.75</b>	<b>11</b>	<b>11</b>	<b>0</b>	<b>0</b>	<b>0</b>	<b>48.0</b>	<b>55</b>	<b>219</b>	<b>38</b>	<b>36</b>	<b>9</b>	<b>4</b>	<b>20</b>	<b>49</b>	<b>1</b>	<b>0</b>	<b>.285</b>
2018	<b>DETROIT</b>	<b>3-4</b>	<b>4.15</b>	<b>66</b>	<b>1</b>	<b>0</b>	<b>0</b>	<b>0</b>	<b>69.1</b>	<b>67</b>	<b>308</b>	<b>34</b>	<b>32</b>	<b>6</b>	<b>1</b>	<b>41</b>	<b>57</b>	<b>2</b>	<b>0</b>	<b>.255</b>
2019	<b>DETROIT</b>	<b>6-6</b>	<b>3.72</b>	<b>73</b>	<b>1</b>	<b>0</b>	<b>0</b>	<b>0</b>	<b>67.2</b>	<b>62</b>	<b>288</b>	<b>32</b>	<b>28</b>	<b>8</b>	<b>5</b>	<b>24</b>	<b>73</b>	<b>4</b>	<b>0</b>	<b>.247</b>
2020	<b>DETROIT</b>	<b>1-0</b>	<b>3.80</b>	<b>23</b>	<b>0</b>	<b>0</b>	<b>0</b>	<b>0</b>	<b>21.1</b>	<b>20</b>	<b>89</b>	<b>9</b>	<b>9</b>	<b>3</b>	<b>0</b>	<b>5</b>	<b>14</b>	<b>1</b>	<b>0</b>	<b>.244</b>
MINOR LEAGUE TOTALS		30-22	3.69	91	90	0	0	0	465.1	468	1952	214	191	35	11	123	445	17	1	.260
MAJOR LEAGUE TOTALS		15-21	5.20	205	21	0	0	0	285.1	294	1267	175	165	42	16	132	255	11	0	.267

### MAJOR LEAGUE CAREER FIELDING

	G	TC	PO	A	E	DP	PCT
Pitcher	205	47	17	26	4	1	.915

### MAJOR LEAGUE CAREER HIGHS

Longest Winning Streak in Games with Decision: 3 - May 25-June 16, 2018

Longest Losing Streak in Games with Decision: 6 - August 23, 2014-September 26, 2016

Strikeouts: 11 - May 27, 2017 at Chicago (AL)

Walks: 4 (twice) - last, September 30, 2017 at Minnesota

Innings (starter): 6.2 - June 7, 2017 vs. Los Angeles (AL)

Innings (relief): 4.1 - September 13, 2016 vs. Minnesota



32

MICHAEL  
FULMER

HT: 6-3 WT: 246 BT: R TH: R BORN: 3/15/1993 IN OKLAHOMA CITY, OK

RIGHTHANDED PITCHER

Opening Day Age: 28

Residence: Guthrie, OK

Major League Service: 4.157

Signed Through: 2021

How Obtained: Acquired by the Tigers along with Luis Cessa from New York (NL) in exchange for Yoanis Céspedes on July 31, 2015.

### CAREER HIGHLIGHTS

- Named to the American League All-Star Team in **2017**.
- Selected the American League Rookie of the Year in **2016** -- became the fifth player in franchise history to be named the American League Rookie of the Year.
- Named the Eastern League Pitcher of the Year in **2015** after compiling a 10-3 record with a 2.14 ERA (117.2IP/28ER) and 116 strikeouts in 21 starts between Double A Birmingham and Double A Erie.

### SEASON HIGHLIGHTS

Made 10 starts for the Tigers during his **2020** campaign, his first game action since undergoing Tommy John surgery during Spring Training the year before.

- In an effort to protect and build the health of his arm, he was limited to no more than 3.0 innings in any start during the 2020 season...posted an 0-2 record and 8.78 ERA (27.2IP/27ER), allowing 45 hits and 12 walks while striking out 20.
- Held opponents scoreless in three of his 10 outings on the season...struck out a total of 10 batters in those three appearances, while he punched out the same number in all seven other outings combined.
- Received a no-decision in his season debut on July 27 vs. Kansas City, allowing four runs on five hits

with one walk and two strikeouts in 2.2 innings...outing marked his first appearance in a Major League regular season game since September 15, 2018.

Missed the entire **2019** season after undergoing surgery for a right elbow ulnar collateral ligament injury.

Completed his third season with the Tigers in **2018**, making 24 starts.

- Threw a season-high 8.0 innings in his season debut on April 1 in the first game of the doubleheader vs. Pittsburgh, allowing a run on four hits with three strikeouts...also tossed 8.0 innings on June 28 vs. Oakland.
- Finished the month of April with a 1-2 record, a 2.76 ERA (29.1IP/9ER) and 22 strikeouts in five starts.
- Allowed three earned runs-or-less in six-of-seven starts between June 8 and July 8, posting a 3.10 ERA (40.2IP/14ER) and 36 strikeouts over that span.
- Sidelined from July 20-August 24 with a left oblique strain.
- Sidelined from September 21-October 29 with a right lateral meniscus tear.

Started 25 games for the Tigers in **2017** as he completed his second Major League season.

- Selected to the American League All-Star Team for the first time in his career...he was one of four pitchers selected to the roster by MLB...was not on the active roster for the American League since he started on the Sunday prior to the All-Star break.
- Allowed just 13 home runs in 164.2 innings, leading the American League with 0.71 home runs allowed per nine innings...had a homerless streak of 73.2 innings during the season.
- Finished the season tied for fifth in the American League with one complete game, sixth with a 1.15 WHIP and 2.19 walks per nine innings and ninth with a .243 (150x617) opponent batting average.
- Started the season with 10 consecutive quality starts from April 7-May 27...the streak was tied with Justin Verlander (March 31-May 19, 2011) for the longest by a Tigers pitcher to begin a season since 1913.
- Named the Tigers Pitcher of the Month for May after posting a 3-2 record with a 2.19 ERA (37.0IP/9ER) and 28 strikeouts in five starts.
- Selected the Tigers Pitcher of the Month for June after compiling a 2-3 record with a 4.28 ERA (33.2IP/16ER) and 24 strikeouts in five starts.
- Sidelined from August 3-14 with right elbow ulnar neuritis.

Posted an 11-7 record with a 3.06 ERA (159.0IP/54ER), 136 hits allowed, 42 walks and 132 strikeouts in 26 starts during his rookie season in **2016**.

- Earned American League Rookie of the Year honors by the BBWAA, becoming the fifth Tigers player to earn the honor and the first since Justin Verlander in 2006...named the American League Rookie of the Year by *The Sporting News* and American League Outstanding Rookie in the Players Choice Award balloting.
- Finished 10th in voting for the American League Cy Young Award.
- Tabbed the Detroit Sports Media Tigers Rookie of the Year.
- Among AL pitchers with at least 150.0 innings pitched, Fulmer ranked third with a 3.06 ERA, while he was seventh with a .231 (136x590) opponent batting average and a 1.12 WHIP.
- Finished his rookie season with 132 strikeouts, which was the second-highest total by a rookie pitcher in Tigers history, trailing only Les Cain, who struck out 156 batters as a rookie in 1970.
- Recalled from Triple A Toledo prior to the game on April 29 -- made his Major League debut that night at Minnesota and earned the win, allowing two runs on seven hits with one walk and four strikeouts in 5.0 innings...struck out Brian Dozier in the first inning for the first strikeout of his Major League career.
- Recorded the first double-digit strikeout game of his Major League career on May 21 vs. Tampa Bay, striking out 11...added a second game with 10-or-more strikeouts on July 1 at Tampa Bay, fanning 10.
- Threw 7.2 shutout innings on May 27 at Oakland, allowing three hits with one walk and three strikeouts -- with his performance, Fulmer became just the third Tigers pitcher since 1913 to throw at least 7.2 shutout innings and allow three hits-or-less in one of his first six career starts, joining Pat Underwood on May 31, 1979 at Toronto and Earl Whitehill on September 29, 1923 vs. Cleveland.
- Won his third straight start on June 1 at Los Angeles (AL), throwing 7.2 shutout innings with two hits allowed, two walks and eight strikeouts -- with his performance, Fulmer became just the second Tigers pitcher since 1913 to have back-to-back starts of 7.0-or-more shutout innings with three-or-fewer hits allowed, joining Mickey Lolich, who had back-to-back shutouts with three-or-fewer hits allowed on September 9 and 15, 1968...also became the second Tigers pitcher since 1913 to win five of his first seven career starts, joining Zach Miner, who won six of his first seven career starts in 2006.
- Carried a no-hitter into the seventh inning of the game on June 1 at Los Angeles (AL) before allowing a two-out single to C.J. Cron -- according to the Elias Sports Bureau, Fulmer became the first Tigers rookie to have a no-hit bid of that length since Bill Slayback, who went seven innings before allowing a hit in his Major League debut on June 26, 1972 against the Yankees.
- Threw 6.0 shutout innings with two hits allowed, three walks and five strikeouts in the game on June 6 vs. Toronto -- became the first Tigers pitcher since at least 1913 to have three straight starts with 6.0-or-more shutout innings and three-or-fewer hits allowed.
- Threw at least 6.0 shutout innings and allowed three-or-fewer hits in four straight starts from May 27-June 12 -- according to the Elias Sports Bureau, since 1893, when the mound was moved to 60 feet, six inches away from the plate, Fulmer and Jake Arrieta (September 22, 2015-April 4, 2016) are the only two pitchers to record four consecutive starts of 6.0-or-more shutout innings and three-or-fewer hits allowed.



- Had a consecutive scoreless innings streak of 33.1 innings from May 21-June 17, which was snapped with a two-out solo homer in the sixth inning by Kansas City's Salvador Perez...the streak ranks as the longest by a Tigers pitcher in franchise history, and according to the Elias Sports Bureau, the streak was the second longest by a rookie pitcher since 1971, trailing only a streak of 35.0 scoreless innings by Fernando Valenzuela during the 1981 season.
- Named Tigers Pitcher of the Month for June after starting five games and posting a 3-1 record with a 0.61 ERA (29.2IP/2ER), 14 hits allowed, 13 walks and 24 strikeouts...led the Majors with a 0.61 ERA during the month, while he was second with a .140 opponent batting average.
- Allowed one run-or-fewer in eight starts from May 21-July 1, becoming one of only six pitchers since 1913 to have eight straight starts with one-or-fewer runs allowed, joining Bob Gibson (11 straight starts, June 6-July 30, 1968), Josh Johnson (8 straight starts, May 13-June 20, 2010), Derek Lowe (8 straight starts, August 31, 2008-April 10, 2009), Johan Santana (8 straight starts, August 23-September 29, 2004) and J.R. Richard (8 straight starts, August 3-September 6, 1979).
- Recorded his ninth win of the season on July 6 at Cleveland -- according to the Elias Sports Bureau, Fulmer became the third rookie in franchise history to win at least nine games before the All-Star break, joining Mark Fidrych in 1976 (9-2) and Justin Verlander in 2006 (10-4).
- Over a 10-start stretch from May 21-July 17, compiled a 7-1 record with a 0.83 ERA (65.1IP/6ER) and 55 strikeouts -- according to the Elias Sports Bureau, since the Major Leagues began keeping track of earned runs just over 100 years ago, no other pitcher has compiled an ERA that low over a span of 10 successive starts in the season of his Major League debut...over the last 50 seasons, the only other rookie to produce an ERA below 1.00 over a span of 10 consecutive starts was Cal Eldred, who had an ERA of 0.95 over a 10-start run for the Brewers in August and September, 1992.
- Threw the first complete game and shutout of his career on August 14 at Texas, allowing four hits and striking out nine...became the first Tigers rookie pitcher to throw a shutout since Justin Verlander on May 22, 2006 at Kansas City.
- Pitched 7.0 innings in the game on September 9 vs. Baltimore, allowing two runs on three hits with one walk and five strikeouts...in his first eight career starts at Comerica Park, Fulmer had a 2-2 record with a 2.90 ERA (49.2IP/16ER) and 38 strikeouts -- according to the Elias Sports Bureau, over the last 25 years, only two other Tigers pitchers have had an ERA under 3.00 over their first eight MLB starts at their home park: Mike Maroth had a home ERA of 2.44 after eight starts in 2002 and Jeff Weaver had a 2.76 home ERA in 1999.
- Ranked as the top prospect in the Tigers organization and the No. 47 prospect overall by *Baseball America*.

Selected the Eastern League Pitcher of the Year in **2015** after leading the league with a 2.14 ERA (117.2IP/28ER) and a .769 winning percentage and ranking fourth with a 1.10 WHIP and a .228 (77x346) opponent batting average.

- Started the season in the New York Mets organization before being acquired by the Tigers along with Luis Cessa in exchange for Yoenis Céspedes on July 31.
- Led all Eastern League starters with 8.87 strikeouts per nine innings, while he was third with 10.02 baserunners per nine innings and fourth with a .228 opponent batting average.
- Named a Minor League All-Star and a Double A All-Star by *Baseball America*, while he was selected to the Eastern League postseason All-Star Team.
- Allowed three earned runs-or-less in 14 of his 15 starts with Double A Binghamton from May 3-July 28.
- Had a stretch of five consecutive quality starts from June 18-July 9 -- during the stretch, he compiled a 3-1 record with a 0.54 ERA (33.1IP/2ER) and 36 strikeouts.
- Did not allow an earned run in seven of nine starts from June 24-August 9.
- Ranked as the 13th-best prospect in the Mets system and the No. 7 prospect in the Eastern League by *Baseball America*.

Spent most of the **2014** season with Single A St. Lucie, starting 19 games.

- Allowed two earned runs-or-fewer in four straight starts from May 14-June 2 -- during the stretch, he had a 1-3 record with a 2.86 ERA (22.0IP/7ER) and 22 strikeouts.
- Struck out a season-high nine batters on July 17 vs. Brevard County.
- Sidelined from August 21-September 23 with a right elbow bone spur.
- Named the 14th-best prospect in the Mets organization by *Baseball America*.

Limited to nine starts in **2013** due to two separate stints on the disabled list.

- Sidelined from April 4-July 6 with a right knee lateral meniscus injury.
- Sidelined from August 24-September 24 with a right shoulder strain.
- Ranked as the seventh-best prospect in the Mets system by *Baseball America*.

Spent the entire **2012** season with Single A Savannah, starting 21 games and posting a 7-6 record with a 2.74 ERA (108.1IP/33ER) and 101 strikeouts.

- Allowed two earned runs-or-less in 10 consecutive starts from June 14-August 13 -- finished the stretch with a 4-2 record, a 1.53 ERA (59.0IP/10ER) and 52 strikeouts.
- Sidelined from August 28-September 13 with a left shin contusion.





- Rated as the No. 8 prospect in the Mets player development system and the 13th-best prospect in the South Atlantic League by *Baseball America*.

Began his professional career in **2011** with the GCL Mets.

#### AMATEUR HIGHLIGHTS

- Attended Deer Creek High School in Edmond, OK...earned First Team All-State honors in **2011** after hitting .436 with six home runs and 43 RBI, and posting a 10-2 record on the mound with a 0.72 ERA and 127 strikeouts.

#### IN THE COMMUNITY

- Is very active in the club's community relations efforts, supporting many vital causes around metro Detroit and in his home state of Oklahoma.
- As recognition for his generosity and focus on bettering the community, he was nominated as the Tigers 2018 Roberto Clemente Award recipient.

#### TRANSACTIONS

- Selected by New York (NL) in the first round (44th overall) of the 2011 MLB Draft out of Deer Creek High School (OK)
- On injured list, August 28-September 13, 2012 (left shin contusion)
- On injured list, April 4-July 6, 2013 (right knee lateral meniscus injury)
- On injured list, August 24-September 24, 2013 (right shoulder strain)
- On injured list, August 21-September 23, 2014 (right elbow bone spur)
- Acquired by the Tigers along with Luis Cessa from New York (NL) in exchange for Yoenis Céspedes on July 31, 2015
- On injured list, August 3-14, 2017 (right elbow ulnar neuritis)
- On injured list, July 20-August 24, 2018 (left oblique strain)
- On injured list, September 21-October 29, 2018 (right lateral meniscus tear)
- On injured list, March 23-October 31, 2019 (right elbow ulnar collateral ligament injury)
- On injured list, February 12-July 23, 2020 (right elbow ulnar collateral ligament injury)

#### MICHAEL JOSEPH FULMER'S CAREER RECORD

Year	Club	W-L	ERA	G	GS	CG	SHO	SV	IP	H	TBF	R	ER	HR	HB	BB	SO	WP	BK	AVG
2011	GCL Mets	0-1	10.13	4	3	0	0	0	5.1	9	31	7	6	0	1	4	10	1	0	.346
2012	Savannah	7-6	2.74	21	21	1	0	0	108.1	92	454	37	33	6	6	38	101	8	0	.227
2013	GCL Mets	1-1	3.00	2	2	0	0	0	12.0	9	47	4	4	0	1	1	13	0	0	.205
	St. Lucie	2-2	3.44	7	7	0	0	0	34.0	24	146	13	13	1	4	18	29	1	0	.198
2014	St. Lucie	6-10	3.97	19	19	0	0	0	95.1	112	435	52	42	7	8	31	86	6	0	.286
	Binghamton	0-1	16.20	1	1	0	0	0	3.1	6	19	6	6	1	0	3	1	0	0	.375
2015	St. Lucie	0-0	3.86	1	1	0	0	0	7.0	4	25	3	3	1	0	0	9	0	0	.160
	Binghamton	6-2	1.88	15	15	0	0	0	86.0	73	349	25	18	3	1	23	83	3	1	.227
	Erie	4-1	2.84	6	6	0	0	0	31.2	27	124	10	4	0	7	33	2	0	0	.231
2016	Toledo	1-1	4.11	3	3	0	0	0	15.1	16	69	8	7	3	1	5	20	0	0	.258
	<b>DETROIT</b>	<b>11-7</b>	<b>3.06</b>	<b>26</b>	<b>26</b>	<b>1</b>	<b>1</b>	<b>0</b>	<b>159.0</b>	<b>136</b>	<b>647</b>	<b>57</b>	<b>54</b>	<b>16</b>	<b>9</b>	<b>42</b>	<b>132</b>	<b>1</b>	<b>1</b>	<b>.231</b>
2017	<b>DETROIT</b>	<b>10-12</b>	<b>3.83</b>	<b>25</b>	<b>25</b>	<b>1</b>	<b>0</b>	<b>0</b>	<b>164.2</b>	<b>150</b>	<b>676</b>	<b>80</b>	<b>70</b>	<b>13</b>	<b>8</b>	<b>40</b>	<b>114</b>	<b>3</b>	<b>1</b>	<b>.243</b>
2018	Lakeland#	0-0	0.00	2	2	0	0	0	6.0	1	19	0	0	0	0	11	1	0	0	.053
	<b>DETROIT</b>	<b>3-12</b>	<b>4.69</b>	<b>24</b>	<b>24</b>	<b>0</b>	<b>0</b>	<b>0</b>	<b>132.1</b>	<b>128</b>	<b>558</b>	<b>75</b>	<b>69</b>	<b>19</b>	<b>5</b>	<b>46</b>	<b>110</b>	<b>1</b>	<b>0</b>	<b>.254</b>
2019	Did not pitch																			
2020	<b>DETROIT</b>	<b>0-2</b>	<b>8.78</b>	<b>10</b>	<b>10</b>	<b>0</b>	<b>0</b>	<b>0</b>	<b>27.2</b>	<b>45</b>	<b>136</b>	<b>27</b>	<b>27</b>	<b>8</b>	<b>1</b>	<b>12</b>	<b>20</b>	<b>0</b>	<b>0</b>	<b>.375</b>
	MINOR LEAGUE TOTALS	27-25	3.16	81	80	1	0	0	404.1	373	1718	165	142	26	22	130	396	22	1	.241
	MAJOR LEAGUE TOTALS	24-33	4.09	85	85	2	1	0	483.2	459	2017	239	220	56	23	140	376	5	2	.251

#### MAJOR LEAGUE CAREER FIELDING

	G	TC	PO	A	E	DP	PCT
Pitcher	85	80	38	40	2	4	.975

#### MAJOR LEAGUE CAREER HIGHS

**Longest Winning Streak in Games with Decision:** 6 - May 10-June 12, 2016

**Longest Losing Streak in Games with Decision:** 9 - June 20, 2018-September 12, 2020

**Strikeouts:** 11 - May 21, 2016 vs. Tampa Bay

**Walks:** 4 (five times) - last, September 3, 2018 at Chicago (AL)

**Innings (starter):** 9.0 - August 14, 2016 at Texas

**Low-Hit Game (CG):** 4 - August 14, 2016 at Texas

### WALKING-OFF WITH THREE WINS

The Tigers ended three straight games from June 26-29, 2004 with walk-off home runs by Eric Munson, Carlos Pena and Dmitri Young, marking the first time the club has done so in three consecutive games since September 17-19, 1998. During that three-game stretch, Damion Easley homered in the first and third games, while Tony Clark accomplished the feat in the middle game. Additionally, Pena's walk-off grand slam on June 27 vs. Arizona was the first by a Tigers player since Lou Whitaker connected off Cleveland's Derek Lilliquist on June 21, 1994.



# 36 KYLE FUNKHOUSER

HT: 6-3 WT: 225 BT: R TH: R BORN: 3/16/1994 IN PALOS HEIGHTS, IL

## RIGHTHANDED PITCHER

Opening Day Age: 27

Residence: Charlestown, IN

Major League Service: 0.154

Signed Through: 2021

How Obtained: Selected by the Tigers in the fourth round of the 2016 MLB Draft

### SEASON HIGHLIGHTS

Made his Major League debut with the Tigers in **2020**, spending the season between the big leagues and alternate training site in Toledo.

- Made 13 relief appearances for the Tigers, posting a 1-1 record and 7.27 ERA (17.1IP/14ER), allowing 22 hits and 11 walks, while striking out 12...made the Opening Day roster for the first time.
- Made five multi-inning relief appearances during the season, over which he posted a 1-0 record and 3.86 ERA (9.1IP/4ER), allowing 10 hits and four walks, while striking out four.
- Made his Major League debut on July 27 vs. Kansas City, tossing an inning of relief...first big league strikeout came against Adalberto Mondesi in the fourth inning.
- Earned the first win of his Major League career on September 6 at Minnesota, throwing 2.0 innings and allowing one run on a hit with a walk and two strikeouts.
- Ranked as the No. 28 prospect in the Tigers organization by *Baseball America*.

Spent most of the **2019** season with Triple A Toledo, starting 18 games.

- Sidelined from May 2-June 4 with right shoulder impingement syndrome.
- Started five games in June and went 1-1 with a 3.13 ERA (23.0IP/8ER) and 23 strikeouts.
- Had a season-high 10 strikeouts for Double A Erie on July 30 at Binghamton, allowing one run in 6.0 innings.
- Rated as the 16th-best prospect in the Tigers organization by *Baseball America*.

Combined to make 19 starts between Double A Erie and Triple A Toledo in **2018**.

- Named to the Eastern League midseason All-Star Team.
- Allowed two earned runs-or-less in six consecutive starts from June 6-July 3, posting a 4-1 record with a 1.34 ERA (33.2IP/5ER) and 34 strikeouts.
- Sidelined from July 24-September 14 with a right toe fracture.
- Ranked as the No. 11 prospect in the Tigers organization by *Baseball America*.

Split the **2017** season between Single A West Michigan and Single A Lakeland.

- Struck out a season-high 10 batters in his first start with Lakeland on May 21 vs. Clearwater.
- Made five starts between West Michigan and Lakeland in May, compiling a 2-1 record with a 1.65 ERA (27.1IP/5ER) and 39 strikeouts.
- Threw a 7.0-inning shutout on June 14 at Clearwater, scattering four hits and striking out three.
- Sidelined from June 15-September 8 with a right elbow strain.
- Rated as the No. 5 prospect in the Tigers system by *Baseball America*.

Made his professional debut in **2016** with Single A Connecticut, starting 13 games.

- Posted a 0-1 record with a 1.88 ERA (14.1IP/3ER) and 17 strikeouts in five starts during August.

### AMATEUR HIGHLIGHTS

- Played collegiately at the University of Louisville, where he earned All-ACC first team honors and third team All-American in **2015**.
- Selected a first team All-American by the ABCA and was named first team All-American Conference in **2014**...tabbed a freshman All-American in **2013**.

### TRANSACTIONS

- Selected by Los Angeles (NL) in the first round (35th overall) of the 2015 MLB Draft out of the University of Louisville, but did not sign
- Selected by the Tigers in the fourth round of the 2016 MLB Draft out of the University of Louisville (signing scout: Harold Zonder)
- On injured list, June 15-September 8, 2017 (right elbow strain)
- On injured list, July 24-September 14, 2018 (right toe fracture)
- On injured list, May 2-June 4, 2019 (right shoulder impingement syndrome)
- On temporarily inactive list, June 10-14, 2019



**KYLE JAMES FUNKHOUSER'S CAREER RECORD**


Year	Club	W-L	ERA	G	GS	CG	SHO	SV	IP	H	TBF	R	ER	HR	HB	BB	SO	WP	BK	AVG
2016	Connecticut	0-2	2.65	13	13	0	0	0	37.1	34	148	13	11	0	1	8	34	4	1	.246
2017	West Michigan	4-1	3.16	7	7	0	0	0	31.1	30	133	13	11	3	1	13	49	0	1	.254
	Lakeland	1-1	1.72	5	5	1	1	0	31.1	23	122	6	6	1	1	6	34	1	0	.205
2018	Erie	4-5	3.74	17	17	0	0	0	89.0	88	380	42	37	10	3	39	89	6	1	.266
	Toledo	0-2	6.23	2	2	0	0	0	8.2	8	41	6	6	0	0	10	7	0	0	.258
2019	Lakeland#	0-0	0.00	1	1	0	0	0	5.0	2	18	0	0	0	0	1	4	0	0	.118
	Erie	3-1	1.90	4	4	0	0	0	23.2	16	88	5	5	2	3	3	29	0	1	.195
	Toledo	3-7	8.53	18	18	0	0	0	63.1	79	317	67	60	3	3	54	65	8	0	.310
2020	<b>DETROIT</b>	<b>1-1</b>	<b>7.27</b>	<b>13</b>	<b>0</b>	<b>0</b>	<b>0</b>	<b>0</b>	<b>17.1</b>	<b>22</b>	<b>81</b>	<b>14</b>	<b>14</b>	<b>3</b>	<b>0</b>	<b>11</b>	<b>12</b>	<b>1</b>	<b>0</b>	<b>.319</b>
MINOR LEAGUE TOTALS		15-19	4.23	67	67	1	1	0	289.2	280	1247	152	136	19	12	134	311	19	4	.258
MAJOR LEAGUE TOTALS		1-1	7.27	13	0	0	0	0	17.1	22	81	14	14	3	0	11	12	1	0	.319

**MAJOR LEAGUE CAREER FIELDING**

	G	TC	PO	A	E	DP	PCT
Pitcher	13	3	2	1	0	0	1.000

**MAJOR LEAGUE CAREER HIGHS**

**Longest Winning Streak in Games with Decision:** No Major League winning streak  
**Longest Losing Streak in Games with Decision:** No Major League losing streak  
**Strikeouts:** 2 (four times) - last, September 6, 2020 at Minnesota  
**Walks:** 3 - August 14, 2020 vs. Cleveland  
**Innings (starter):** No Major League starts  
**Innings (relief):** 2.0 (three times) - last, September 6, 2020 at Minnesota



# 33

## BRYAN GARCIA

HT: 6-1 WT: 215 BT: R TH: R BORN: 4/19/1995 IN MIAMI, FL

RIGHTHANDED PITCHER

Opening Day Age: 25 Residence: Miami, FL

Major League Service: 10:29 Signed Through: 2021

How Obtained: Selected by the Tigers in the sixth round of the 2016 MLB Draft

**SEASON HIGHLIGHTS**

Spent the entire **2020** season in the big leagues, finishing the season as Detroit's closer...made 26 appearances and posted one of the best seasons of any rookie reliever in Tigers history.

- Compiled a 2-1 record with four saves and a 1.66 ERA (21.2IP/4ER), allowing 18 hits and 10 walks, while striking out 12...finished with the 10th lowest ERA in franchise history among rookie relievers with at least 21.0 innings pitched.
- Finished the season as the only Major League pitcher to have 11-or-more inherited runners and not allow any to score...is the second Tigers reliever in franchise history to accomplish that feat, joining Luis Pineda, who stranded all 12 runners he inherited in 2001.
- Tossed the 10th inning on August 7 at Pittsburgh, becoming the first Tigers pitcher to make an extra-innings appearance with a runner starting at second base...runner came around to score in the inning, but Garcia earned the win in the contest, the second of his career.
- Picked up the first save of his Major League career on September 6 at Minnesota, pitching a scoreless ninth inning with one hit allowed...ended up with four saves in 2020...is the first Tigers rookie since 2003 to have more than two saves in a season.
- Ranked as the No. 17 prospect in the Tigers organization by *Baseball America*.

Spent most of the **2019** season with Triple A Toledo, making 31 appearances out of the bullpen...also saw the first big league action of his career, pitching in seven games with Detroit.

- Sidelined from April 4-May 2 while recovering from right elbow surgery.
- Allowed one run in his final nine outings with Toledo from August 3-30, posting a 3-0 record with a 0.90 ERA (10.0IP/1ER) with six strikeouts.
- Had his contract selected from Toledo prior to the game on September 1 vs. Minnesota...made his Major League debut on September 2 against the Twins, pitching a scoreless ninth inning.
- Picked up the first strikeout of his big league career on September 12 vs. New York (AL), fanning Gio Urshela.
- Rated as the No. 22 prospect in Detroit's player development system by *Baseball America*.



## 2021 TIGERS

Missed the entire **2018** season after undergoing right elbow surgery.

- Ranked as the No. 16 prospect in the Tigers organization by *Baseball America*.

Pitched at four different levels of the Tigers organization in **2017**, combining to make 52 appearances between Single A West Michigan, Single A Lakeland, Double A Erie and Triple A Toledo.

- Named an organization All-Star by MiLB.com.
- Threw 24.2 consecutive scoreless innings from April 29-July 2...over that stretch, he went 2-0 with eight saves, 11 hits allowed, five walks and 41 strikeouts.
- Rated as the No. 22 prospect in the Tigers organization by *Baseball America*.

Completed his first season of professional baseball in **2016**, spending most of the season with Single A Connecticut.

- Ranked tied for sixth in the New York-Penn League with six saves.
- Did not allow an earned run in the first 12 appearances of his professional career, throwing 13.2 innings and giving up eight hits with three walks and 18 strikeouts.

### AMATEUR HIGHLIGHTS

- Played collegiately at the University of Miami from **2014-16**.
- Finished his career with 43 saves, which were the most in school history and tied for the most in Atlantic Coast Conference history.
- As a junior in 2016, was named the NCBWA Stopper of the Year after going 2-0 with 18 saves, a 1.89 ERA (38.0IP/8ER) and 55 strikeouts in 35 appearances.

### TRANSACTIONS

- Selected by the Tigers in the sixth round of the 2016 MLB Draft out of the University of Miami (FL) (signing scout: Nick Avila)
- On injured list, April 6-September 14, 2018 (right elbow surgery)
- On injured list, April 4-May 2, 2019 (right elbow surgery)

### BRYAN GARCIA'S CAREER RECORD

Year	Club	W-L	ERA	G	GS	CG	SHO	SV	IP	H	TBF	R	ER	HR	HB	BB	SO	WP	BK	AVG
2016	Connecticut	0-1	1.00	16	0	0	0	6	18.0	13	71	7	2	1	0	3	21	1	0	.194
	West Michigan	0-1	40.50	1	0	0	0	0	0.2	3	5	3	3	0	0	0	1	0	0	.600
2017	West Michigan	1-2	3.14	14	0	0	0	9	14.1	12	59	6	5	0	0	4	27	1	0	.218
	Lakeland	2-0	0.00	7	0	0	0	0	8.2	7	32	0	0	0	0	2	15	0	0	.233
	Erie	1-1	0.96	17	0	0	0	8	18.2	7	70	2	2	1	1	8	24	1	0	.115
	Toledo	1-0	4.05	14	0	0	0	0	13.1	10	55	6	6	1	0	8	12	0	0	.213
2018	Did Not Pitch																			
2019	Lakeland	0-0	4.50	4	0	0	0	1	4.0	3	17	2	2	1	0	2	6	0	0	.214
	Erie	0-0	2.25	3	0	0	0	1	4.0	1	13	1	1	1	0	0	8	0	0	.077
	Toledo	3-0	2.97	31	0	0	0	0	33.1	26	138	12	11	4	0	14	33	0	0	.210
	<b>DETROIT</b>	<b>0-0</b>	<b>12.15</b>	<b>7</b>	<b>0</b>	<b>0</b>	<b>0</b>	<b>0</b>	<b>6.2</b>	<b>9</b>	<b>33</b>	<b>9</b>	<b>9</b>	<b>1</b>	<b>0</b>	<b>5</b>	<b>7</b>	<b>1</b>	<b>0</b>	<b>.321</b>
2020	<b>DETROIT</b>	<b>2-1</b>	<b>1.66</b>	<b>26</b>	<b>0</b>	<b>0</b>	<b>0</b>	<b>4</b>	<b>21.2</b>	<b>18</b>	<b>93</b>	<b>6</b>	<b>4</b>	<b>0</b>	<b>1</b>	<b>10</b>	<b>12</b>	<b>1</b>	<b>0</b>	<b>.222</b>
MINOR LEAGUE TOTALS		8-5	2.50	107	0	0	0	25	115.0	82	460	39	32	9	1	41	147	3	0	.197
MAJOR LEAGUE TOTALS		2-1	4.13	33	0	0	0	4	28.1	27	126	15	13	1	1	15	19	2	0	.248

### MAJOR LEAGUE CAREER FIELDING

	G	TC	PO	A	E	DP	PCT
Pitcher	33	3	1	1	1	0	.667

### MAJOR LEAGUE CAREER HIGHS

**Longest Winning Streak in Games with Decision:** 2 - July 29-August 7, 2020

**Longest Losing Streak in Games with Decision:** No Major League losing streak

**Strikeouts:** 3 (twice) - last, September 19, 2020 vs. Cleveland

**Walks:** 3 - September 18, 2020 vs. Cleveland

**Innings (starter):** No Major League starts

**Innings (relief):** 1.0 (23 times) - last, September 26, 2020 at Kansas City

## WALKING-OFF WITH THREE WINS

The Tigers ended three straight games from June 26-29, 2004 with walk-off home runs by Eric Munson, Carlos Pena and Dmitri Young, marking the first time the club has done so in three consecutive games since September 17-19, 1998. During that three-game stretch, Damion Easley homered in the first and third games, while Tony Clark accomplished the feat in the middle game. Additionally, Pena's walk-off grand slam on June 27 vs. Arizona was the first by a Tigers player since Lou Whitaker connected off Cleveland's Derek Lilliquist on June 21, 1994.



4

**GREG  
GARCIA**
**NON-ROSTER  
INVITEE**
**HT: 6-0 WT: 200 BT: L TH: R BORN: 8/8/1989 IN EL CAJON, CA**
**INFIELDER**
**Opening Day Age:** 31

**Residence:** Santee, CA

**Major League Service:** 5.083

**Signed Through:** 2021

**How Obtained:** Signed by the Tigers as a Minor League free agent on February 10, 2021

**SEASON HIGHLIGHTS**

Completed his second season with the Padres in **2020**, appearing in 35 games, including 15 starts.

- Went 3x9 with a walk in a pinch-hitting role, while he batted .400 (6x15) with runners in scoring position ...since the 2014 season, Garcia leads all active Major Leaguers with 50 hits as a pinch hitter.

Established career highs in games played (134), hits (77), doubles (13), triples (4), home runs (4), RBI (31), walks (53) and runs scored (52) with San Diego in **2019**.

- Led the Padres in percent of pitches taken (65.8%) and the lowest swing and miss percentage (16.0%)... among NL hitters with at least 300 at-bats, he ranked eighth in walk percentage.
- Posted a .421 on-base percentage and .414 slugging percentage with runners in scoring position, while he hit .346/.541/.500 with RISP and two outs...among Major League hitters with at least 30 plate appearances with RISP/2 outs, he had the fewest strikeouts (2) and second-highest OBP (.541).
- Hit .278 (10x36) as a pinch hitter, which ranked tied for eighth in the Majors (min. 30 at-bats).
- Made his first career appearance at first base on April 14 at Arizona, while he played 3.0 innings in left field on July 25 at New York (NL), marking his first career appearance in the outfield.
- Set career highs with four hits, two triples and four RBI on June 16 at Colorado.
- Tied a career high with a seven-game hitting streak from September 18-27, batting .364/.500/.409 with four runs scored, six walks and only four strikeouts.

Spent the entire **2018** season with St. Louis, playing in 114 games.

- Ranked second in the Majors with 49 pinch hit at-bats and 57 pinch hit plate appearances.
- Recorded his first career multi-homer game on April 14 at Cincinnati, going 3x4 with a double, two home runs, three RBI and three runs scored...both homers came off LHP Brandon Finnegan, his first and second career round-trippers off a southpaw.
- Made his first career pitching performance on June 21 at Milwaukee in the eighth inning, tossing a scoreless inning and allowing one hit.

Appeared in 133 games with the Cardinals in **2017**.

- Finished the season with a .365 on-base percentage, which was more than 100 points higher than his .253 batting average.
- Blasted a 462-foot home run, the longest of his career, on May 28 at Colorado off German Marquez.

Made St. Louis' Opening Day roster in **2016**, marking his first career appearance on an Opening Day roster at the Major League level.

- Among Major League pinch hitters with at least 20 at-bats, he ranked fourth with a .444 on-base percentage and fifth with a .348 (8x23) batting average.
- Had two streaks of reaching base safely in eight straight plate appearances (August 21-25 and August 31-September 3).
- Ranked as the No. 20 prospect in the Cardinals organization by *Baseball America*.

Split the **2015** season between Triple A Memphis and St. Louis.

- Hit .346 (9x26) in a pinch-hit role and led the Cardinals with nine pinch hits.
- Named the Cardinals Minor League Player of the Month for May, batting .361/.421/.402 with four doubles and 12 RBI.
- Belted his first Major League home run on June 26 vs. Chicago (NL).
- Made a postseason roster for the first time in his career, and pinch hit three times during the National League Division Series vs. Chicago (NL), going 0x3, and appearing in Games 2, 3 and 4.
- Rated as the No. 21 prospect in the St. Louis Minor League system by *Baseball America*.



Made his Major League debut with the Cardinals in **2014**...spent the majority of the season in the Minors with Triple A Memphis.

- Made his big league debut on April 28 vs. Milwaukee, drawing a walk in a pinch-hit plate appearance.
- Started his first Major League game on April 30 vs. Milwaukee, and picked up his first hit with a fifth inning double off Wei-Chung Wang.
- Hit .354/.422/.456 with five doubles, one home run and 11 RBI in 23 games in August between Memphis and Double A Springfield.
- Ranked as the 14th-best prospect in the Cardinals organization by *Baseball America*.

Spent the entire **2013** season with Triple A Memphis, playing in 116 games.

- Ranked tied for eighth among Cardinals Minor Leaguers with 23 doubles and ninth with a .377 on-base percentage.
- On injured list from May 11-24 with a left knee strain.
- Closed the season by reaching base safely in 25 consecutive games, hitting .390/.495/.549 with five doubles, one triple, two home runs and 11 RBI.

Appeared in 124 games with Double A Springfield in **2012**, helping the team to the Texas League Championship.

- Named a Cardinals organization All-Star by MiLB.com.
- Ranked third in the Texas League with 80 walks and a .408 on-base percentage...his 80 walks were the most of any Cardinals Minor Leaguer, while his 81 runs scored ranked fourth.
- Posted his first career multi-homer game on July 22 vs. Northwest Arkansas.
- Reached base safely in 30 straight games from June 14-July 22...batted .343/.476/.475 with four doubles, three home runs and 15 RBI.
- Hit two home runs and had six RBI in the Texas League playoffs.

Split the **2011** season between Single A Quad Cities and Single A Palm Beach.

- Selected to the Midwest League midseason All-Star Team.
- Ranked tied for second among St. Louis Minor Leaguers in triples (6), sixth in on-base percentage (.384) and ninth in walks (48).

Made his professional debut with Rookie-level Johnson City in **2010**.

- Was the top fielding second baseman in the Appalachian League with a .985 fielding percentage, while he ranked second in the league with 49 runs scored.
- Hit his first professional home run on July 18 vs. Kingsport.
- Went 7x15 in the playoffs helping Johnson City to the league championship.

#### AMATEUR HIGHLIGHTS

- Played collegiately at the University of Hawaii, where he was a teammate of current Brewers infielder Kolten Wong...earned first team All-WAC honors as a junior in **2010**, hitting a team-best .358.

#### PERSONAL/MISCELLANEOUS

- His brother, Drew, was an infielder in the White Sox and Rockies organizations.
- His grandfather, Dave Garcia, was a manager in the Majors with California (1977-78) and Cleveland (1979-82), going 307-310.

#### TRANSACTIONS

- Selected by St. Louis in the seventh round of the 2010 MLB Draft out of the University of Hawaii at Manoa
- On injured list, August 29-September 6, 2011 (left knee strain)
- On injured list, May 11-24, 2013 (left knee strain)
- On paternity list, June 5-7, 2018
- Claimed off waivers by San Diego from St. Louis on November 1, 2018
- Signed by the Tigers as a Minor League free agent on February 10, 2021

### LARGEST SERIES CROWDS AT COMERICA PARK

The following is the largest series attendance for both a three-game and four-game series in the history of Comerica Park.

Series Dates	Opponent	Tickets Sold	Games
August 19-21, 2011	Cleveland Indians	132,239	Three
August 24-27, 2007	New York Yankees	174,109	Four

## GREG J. GARCIA'S CAREER RECORD

Year	Club	AVG	G	AB	R	H	TB	2B	3B	HR	RBI	SH	SF	HB	BB	SO	SB	CS	OBP	SLG	E
2010	Johnson City	.286	58	220	49	63	92	15	1	4	24	3	1	9	18	36	7	5	.363	.418	5
2011	Quad Cities	.273	46	150	20	41	53	10	1	0	10	2	1	4	17	24	4	2	.360	.353	2
	Palm Beach	.290	59	210	36	61	88	11	5	2	16	7	1	8	31	42	4	4	.400	.419	4
2012	Springfield	.284	124	412	81	117	173	20	3	10	51	4	1	7	80	83	10	5	.408	.420	20
2013	Memphis	.271	116	354	50	96	136	23	4	3	35	10	0	11	49	70	14	2	.377	.384	12
2014	Springfield	.333	4	15	2	5	7	2	0	0	1	0	1	0	1	4	1	0	.353	.467	1
	Memphis	.272	106	382	60	104	146	12	3	8	40	5	2	11	41	95	7	5	.358	.382	8
	St. Louis	.143	14	14	2	2	3	1	0	0	1	0	0	3	1	6	0	0	.333	.214	0
2015	Memphis	.294	94	330	47	97	120	19	2	0	36	4	1	5	48	55	16	3	.391	.364	17
	St. Louis	.240	49	75	7	18	29	5	0	2	4	1	0	1	10	12	0	0	.337	.387	4
2016	Memphis	.269	30	104	13	28	34	4	1	0	8	3	0	2	11	20	2	2	.350	.327	4
	St. Louis	.276	99	214	33	59	79	11	0	3	17	0	1	4	38	50	1	1	.393	.369	8
2017	St. Louis	.253	133	241	27	61	80	9	2	2	20	5	1	6	37	64	2	1	.365	.332	6
2018	St. Louis	.221	114	181	15	40	55	6	0	3	15	1	2	4	20	37	3	1	.309	.304	5
2019	San Diego	.248	134	311	52	77	110	13	4	4	31	1	2	5	53	83	0	2	.364	.354	5
2020	San Diego	.200	35	60	6	12	15	3	0	0	11	3	1	0	7	18	1	0	.279	.250	1
MINOR LEAGUE TOTALS		.281	637	2177	358	612	849	116	20	27	221	38	8	57	296	429	65	28	.380	.390	73
MAJOR LEAGUE TOTALS		.245	578	1096	142	269	371	48	6	14	99	11	7	23	166	270	7	5	.354	.339	29

## CAREER FIELDING

	G	TC	PO	A	E	DP	PCT
First Base	1	1	1	0	0	0	1.000
Second Base	190	602	248	341	13	81	.978
Third Base	114	157	36	115	6	11	.962
Shortstop	81	241	61	170	10	44	.959
Outfield	1	0	0	0	0	0	---
Pitcher	1	0	0	0	0	0	---

## CAREER HITS

**Hits:** 4 - June 16, 2019 at Colorado

**Home Runs:** 2 - April 14, 2018 at Cincinnati

**RBI:** 4 - June 16, 2019 at Colorado

**Stolen Bases:** 1 (seven times) - last, August 29, 2020 at Colorado

**Hitting Streak:** 7 (twice) - last, September 18-27, 2019



51

# RONY GARCÍA

HT: 6-3 WT: 200 BT: R TH: R BORN: 12/19/1997 IN: MAD, DR

## RIGHTHANDED PITCHER

Opening Day Age: 23

Residence: Santo Domingo, DR

Major League Service: 1.000

Signed Through: 2021

How Obtained: Selected by the Tigers from New York (AL) in the Major League phase of the Rule 5 Draft on December 19, 2019

## SEASON HIGHLIGHTS

Made his Major League debut in 2020, spending the entire season with the Tigers after being selected with the first pick of the 2019 Rule 5 Draft.

- Made 15 appearances for the Tigers during the season, including two starts, combining to go 1-0 with an 8.14 ERA (21.0IP/19ER) on 25 hits and nine walks, while striking out 14.
- Had some of his greatest success in multi-inning relief outings, posting a 3.00 ERA (9.0IP/3ER) over five such outings, while striking out six.
- Made his Major League debut on July 28 vs. Kansas City, tossing 3.0 innings and allowing three runs, two earned, on three hits and no walks, while striking out three...his first Major League strikeout came against Maikel Franco to end the second inning.
- Had his first career scoreless appearance on August 15, blanking Cleveland in the ninth inning...was his second career relief appearance, fourth overall and first of 1.0-inning-or-less.
- Earned his first Major League win on August 21 at Cleveland, tossing 1.1 shutout innings from the bullpen, allowing a hit and walk.

Spent most of the 2019 season with Double A Trenton, starting 20 games...also pitched for Single A Tampa, appearing in five games, including four starts.



## 2021 TIGERS

- Led Trenton with 105.1 innings pitched and 104 strikeouts, while he was tied for the team lead in starts.
- Combined to appear in five games, including four starts, with Tampa and Trenton in April, posting a 1-1 record with a 1.93 ERA (23.1IP/5ER) and 30 strikeouts.
- Earned Eastern League Pitcher of the Week honors twice during the season, first for the week ending July 14 after throwing 8.0 shutout innings with four hits allowed and eight strikeouts on July 12 at Reading...picked up a second honor for the week ending August 25, making two starts during the week and combining to throw 10.0 scoreless innings with four hits allowed and 14 strikeouts.

Started 23 games in **2018**, seeing time at both Single A Charleston and Single A Tampa.

- Sidelined from April 5-12 with an abscess surgery.
- Started five games with Charleston in May, compiling a 2-1 record with a 2.45 ERA (29.1IP/8ER) and 32 strikeouts.
- Allowed two runs-or-less in five consecutive starts with Tampa from July 20-August 12, going 1-2 with a 2.79 ERA (29.0IP/9ER) and 31 strikeouts.
- Ranked as the No. 29 prospect in the Yankees organization by *Baseball America*.

Spent most of the **2017** season with Single A Charleston, starting 11 games.

- Threw at least 5.0 innings and allowed three earned runs-or-less in all 13 starts during the season.
- Posted a 2-2 record with a 1.97 ERA (59.1IP/13ER) and 42 strikeouts over a 10-start stretch from July 5-August 27.

Began his professional career in **2016**, combining to pitch in 14 games, including 12 starts, between the DSL Yankees2 and the GCL Yankees.

- Started four games with the DSL Yankees2 in July, compiling a 1-0 record with a 1.19 ERA (22.2IP/3ER) and 20 strikeouts.

### TRANSACTIONS

- Signed by New York (AL) as a non-drafted free agent on July 2, 2015
- On injured list, April 5-12, 2018 (abscess surgery)
- Selected by the Tigers from New York (AL) with the first pick in the Major League phase of the 2019 Rule 5 Draft on December 19, 2019

### RONY JAVIER GARCÍA'S CAREER RECORD

Year	Club	W-L	ERA	G	GS	CG	SHO	SV	IP	H	TBF	R	ER	HR	HB	BB	SO	WP	BK	AVG
2016	DSL Yankees2	1-3	1.88	9	8	0	0	0	43.0	35	179	20	9	1	9	39	7	0	.208	
	GCL Yankees	2-2	2.89	5	4	0	0	0	28.0	24	108	10	9	0	2	4	17	2	1	.238
2017	Pulaski	0-0	3.97	2	2	0	0	0	11.1	11	47	7	5	1	2	2	11	0	0	.262
	Charleston	2-3	2.24	11	11	0	0	0	64.1	52	261	22	16	3	5	15	45	8	0	.218
2018	Charleston	3-4	4.18	14	14	0	0	0	71.0	73	304	44	33	5	6	13	62	2	3	.259
	Tampa	1-5	4.50	9	9	0	0	0	48.0	47	206	30	24	2	4	15	45	3	0	.257
2019	Tampa	0-2	2.16	5	4	0	0	0	25.0	21	100	7	6	2	0	7	25	1	0	.231
	Trenton	4-11	4.44	20	20	0	0	0	105.1	94	448	56	52	14	7	38	104	2	3	.235
2020	<b>DETROIT</b>	<b>1-0</b>	<b>8.14</b>	<b>15</b>	<b>2</b>	<b>0</b>	<b>0</b>	<b>0</b>	<b>21.0</b>	<b>25</b>	<b>96</b>	<b>20</b>	<b>19</b>	<b>7</b>	<b>0</b>	<b>9</b>	<b>14</b>	<b>1</b>	<b>0</b>	<b>.287</b>
MINOR LEAGUE TOTALS		13-30	3.50	75	72	0	0	0	396.0	357	1653	196	154	28	27	103	348	25	7	.237
MAJOR LEAGUE TOTALS		1-0	8.14	15	2	0	0	0	21.0	25	96	20	19	7	0	9	14	1	0	.287

### MAJOR LEAGUE CAREER FIELDING

	G	TC	PO	A	E	DP	PCT
Pitcher	15	7	4	2	1	0	.857

### MAJOR LEAGUE CAREER HIGHS

**Longest Winning Streak in Games with Decision:** No Major League winning streak

**Longest Losing Streak in Games with Decision:** No Major League losing streak

**Strikeouts:** 3 - July 28, 2020 vs. Kansas City

**Walks:** 2 (twice) - last, September 6, 2020 at Minnesota

**Innings (starter):** 3.0 - July 28, 2020 vs. Kansas City

**Innings (relief):** 2.1 - August 11, 2020 vs. Chicago (AL)

### INSIDE-THE-PARK HOME RUNS BY TIGERS

JaCoby Jones connected for the 291st inside-the-park home run in Tigers history on August 10, 2020 vs. Chicago (AL). It was also the sixth inside-the-park home run by a Tigers player in the 21-year history of Comerica Park.

Ty Cobb holds the franchise record for inside-the-park home runs during a career with 47, including a club-record nine inside-the-park home runs during the 1909 season.

Courtesy of David Vincent







64

DUSTIN GARNEAU

HT: 6-2 WT: 205 BT: R TH: R BORN: 8/13/1987 IN SAN PEDRO, CA

CATCHER

Opening Day Age: 33      Residence: Orange, CA  
 Major League Service: 2.140      Signed Through: 2021  
 How Obtained: Signed by the Tigers as a Minor League free agent on December 23, 2020

NON-ROSTER  
INVITEE

### SEASON HIGHLIGHTS

Played in 17 games with the Astros in **2020**.

- Made an Opening Day roster at the Major League level for the second time in his career, also in 2017 with Colorado.
- Made his postseason debut in the ninth inning of Game 3 of the American League Division Series vs. Oakland, entering as a defensive replacement at catcher...also appeared in one game of the American League Championship Series vs. Tampa Bay and went 0x2.

Began the **2019** season with the Los Angeles Angels before being claimed off waivers by Oakland on August 3.

- Was one of the top 30 pitch framers in all of baseball (min. 750 pitches caught), posting a 47.6% strike rate (per Statcast)...posted the 19th-best pop time to second base among all Major League catchers (1.97 seconds, per Statcast).
- Belted a pair of home runs and drove in four for Triple A Salt Lake on May 20 vs. Las Vegas.
- Equaled his career high with three RBI on August 6 at Chicago (NL).

Saw time in both the Athletics and White Sox organizations in **2018**.

- Made his only appearance at the Major League level with Chicago (AL) on August 5 at Tampa Bay, going 1x2 with a RBI.
- Played in 11 games with Triple A Charlotte in August, hitting .382/.432/.676 with four doubles, two home runs and three RBI.

Made an Opening Day roster at the Major League level for the first time in his career in **2017** with Colorado.

- Reached base safely in his first 14 games with Triple A Albuquerque, hitting .358/.417/.792 with six doubles, one triple, five home runs and 11 RBI.
- Was claimed off waivers by Oakland on August 4 and joined the team on August 5.

Spent most of the **2016** season with Triple A Albuquerque, but had three separate stints in the Majors with the Rockies.

- Hit his only big league home run of the season on May 26 at Boston, part of a 2x4 day with a double, a homer and two RBI.

Saw his first Major League action with Colorado in **2015**.

- Made his big league debut on August 20 vs. Washington and collected his first Major League hit in his first at-bat off Max Scherzer.
- Hit his first Major League homer on September 9 at San Diego off James Shields...blasted his second homer in his next start on September 11 at Seattle.

Split the **2014** season between Double A Tulsa and Triple A Colorado Springs.

- Selected to the Texas League midseason All-Star Team.
- Sidelined from June 11-20 with a left hamstring strain.
- Was promoted to Colorado Springs in June...threw out 32% (24-of-75) of attempted base stealers between Double A and Triple A, including 32.7% (16-of-49) at Triple A.
- Belted a pair of home runs on July 10 at Round Rock.
- Rated as the best defensive catcher in the Rockies system by *Baseball America*.

Appeared in 96 games, including 76 starts at catcher, for Double A Tulsa in **2013**.

- Hit .274 (20x73) with six doubles, three home runs, 14 RBI and a .507 slugging percentage against lefthanded pitching.
- Played for Salt River in the Arizona Fall League and hit .167/.273/.458 with two doubles, four home runs and eight RBI in 15 games.



# 2021 TIGERS

Spent the entire **2012** season with Single A Modesto.

- Caught 31.9% (31-for-97) of attempted base stealers.
- On injured list from June 29-July 8 with a right A/C joint sprain.

Established Minor League career highs in games played (100), runs scored (71), hits (87), doubles (29), home runs (17) and RBI (67) in **2011** with Single A Asheville.

- Finished fourth in the South Atlantic League in slugging percentage (.513) and home runs per at-bat (20.06).
- Drove in six runs and finished a double shy of the cycle on April 26 at Rome.

Combined to play in 54 games between Single A Tri-City and Single A Modesto in **2010**.

- Started at catcher in 41 of his 42 games with Tri-City.
- Was promoted to Modesto late in the season, and hit .310 (13x42) in 12 games.

Began his professional career in **2009** with Rookie-level Casper, playing in 23 games.

- Drew 13 walks and struck out just 14 times, finishing the season with a .393 on-base percentage.

## AMATEUR HIGHLIGHTS

- Played collegiately at Cal State Fullerton where he was named to the **2008** Fullerton Regional All-Tournament Team and All-Big West Honorable Mention in **2009**...was one of seven players from Fullerton selected in the 2009 MLB Draft.
- Graduated from San Pedro High School in San Pedro, CA...hit .433 (39x90) as a senior, earning first team selections to the All-Marine League and all-area squad...was also a two-time all-area and all-city football player.

## TRANSACTIONS

- Selected by Colorado in the 19th round of the 2009 MLB Draft out of Cal State Fullerton
- On injured list, June 29-July 8, 2012 (right A/C joint sprain)
- On injured list, June 11-20, 2014 (left hamstring strain)
- Claimed off waivers by Oakland from Colorado on August 4, 2017
- Claimed off waivers by Chicago (AL) from Oakland on May 24, 2018
- On temporarily inactive list, June 19-22, 2018
- Signed by Los Angeles (AL) as a Minor League free agent on November 20, 2018
- Claimed off waivers by Oakland from Los Angeles (AL) on August 3, 2019
- Signed by Houston as a free agent on November 26, 2019
- Signed by the Tigers as a Minor League free agent on December 23, 2020

## DUSTIN THOMAS GARNEAU'S CAREER RECORD

Year	Club	AVG	G	AB	R	H	TB	2B	3B	HR	RBI	SH	SF	HB	BB	SO	SB	CS	OBP	SLG	E
2009	Casper	.250	23	72	11	18	27	4	1	1	13	0	0	4	13	14	1	0	.393	.375	1
2010	Tri-City	.224	42	143	20	32	53	11	2	2	21	1	2	7	21	30	3	2	.347	.371	6
	Modesto	.310	12	42	5	13	22	2	2	1	13	0	0	0	2	9	0	1	.341	.524	3
2011	Asheville	.255	100	341	71	87	175	29	4	17	67	1	5	7	58	70	7	7	.370	.513	11
2012	Modesto	.243	86	300	35	73	115	18	3	6	29	2	4	2	40	41	2	3	.332	.383	6
2013	Tulsa	.236	96	326	36	77	135	17	1	13	47	4	4	13	25	57	4	2	.313	.414	4
2014	Tulsa	.270	34	115	14	31	44	7	0	2	20	0	2	4	14	19	2	3	.363	.383	5
	Colorado Springs	.216	44	148	17	32	60	9	2	5	22	1	0	3	14	21	2	1	.297	.405	5
2015	Albuquerque	.274	81	303	44	83	144	16	0	15	61	3	4	2	28	44	2	1	.335	.475	5
	Colorado	.157	22	70	6	11	20	3	0	2	8	0	0	0	6	14	0	0	.224	.286	2
2016	Albuquerque	.292	52	185	31	54	110	11	0	15	35	1	2	7	16	43	2	0	.367	.595	0
	Colorado	.235	24	68	7	16	25	6	0	1	6	0	1	0	6	22	0	0	.293	.268	1
2017	Albuquerque	.281	36	128	24	36	79	9	2	10	26	0	2	1	13	22	0	1	.347	.617	3
	Colorado	.206	22	68	5	14	24	7	0	1	6	1	0	1	4	24	0	0	.260	.353	0
	Oakland	.159	19	44	5	7	11	1	0	1	3	0	0	0	8	12	0	0	.288	.250	1
2018	Nashville	.208	22	72	8	15	24	3	0	2	9	0	2	1	5	10	0	0	.263	.333	1
	Charlotte	.252	45	139	19	35	65	9	0	7	22	0	1	3	16	38	0	2	.340	.468	5
	Chicago (AL)	.500	1	2	0	1	1	0	0	0	1	0	0	0	1	0	0	0	.667	.500	1
2019	Salt Lake	.229	26	83	16	19	45	8	0	6	13	0	0	4	11	28	0	0	.347	.542	2
	Las Vegas	.308	8	26	2	8	15	2	1	1	3	0	1	1	3	9	0	0	.387	.577	0
	Los Angeles (AL)	.232	28	69	11	16	25	3	0	2	7	0	0	4	8	18	0	0	.346	.362	1
	Oakland	.294	7	17	3	5	10	2	0	1	7	0	0	0	2	4	0	0	.368	.588	0
2020	Houston	.158	17	38	4	6	11	0	1	1	4	2	0	0	6	15	0	0	.273	.289	4
MINOR LEAGUE TOTALS		.253	707	2423	353	613	1113	155	18	103	401	13	29	59	279	455	25	23	.341	.459	57
AL TOTALS		.206	72	170	23	35	58	6	1	5	22	2	0	4	25	49	0	0	.322	.341	7
NL TOTALS		.199	68	206	18	41	69	16	0	4	20	1	1	1	16	60	0	0	.259	.335	3
MAJOR LEAGUE TOTALS		.202	140	376	41	76	127	22	1	9	42	3	1	5	41	109	0	0	.288	.338	10

## CAREER FIELDING

	G	TC	PO	A	E	DP	PCT
Catcher	137	954	882	62	10	3	.990
First Base	1	0	0	0	0	0	---



## IN-DEPTH CATCHING STATISTICS

	G	SB	CS	CS%	PB	SLAA	FrmRAA
2015	22	5	5	50.0	1	-64.39	-7.90
2016	23	10	6	37.5	0	-21.73	-2.66
2017	40	9	6	40.0	8	6.50	0.83
2018	1	1	0	0.0	0	-0.52	-0.07
2019	34	15	7	31.8	1	5.54	0.72
2020	17	14	3	17.6	1	2.00	0.34
Totals	137	54	27	33.3	11	-72.61	-8.75

## CAREER HIGHS

**Hits:** 2 (16 times) - last, July 21, 2019 at Seattle

**Home Runs:** 1 (nine times) - last, August 25, 2020 vs. Los Angeles (AL)

**RBI:** 3 (twice) - last, August 6, 2019 at Chicago (NL)

**Stolen Bases:** No Major League stolen bases

**Hitting Streak:** 4 - October 4, 2015-April 24, 2016



# 28 NIKO GOODRUM

HT: 6-3 WT: 198 BT: S TH: R BORN: 2/28/1992 IN ATLANTA, GA

## INFIELDER/OUTFIELDER

Opening Day Age: 29

Residence: Stockbridge, GA

Major League Service: 3.031

Signed Through: 2021

How Obtained: Signed by the Tigers as a Minor League free agent on November 14, 2017

## SEASON HIGHLIGHTS

Played in 43 games with the Tigers in 2020, posting a .184/.263/.335 slashline with seven doubles, five home runs and 20 RBI...spent time on the injured list between September 5-15 with a strained right oblique.

- Following the season he was named a finalist for the Gold Glove award for American League shortstops... among AL shortstops with at least 250 innings played this season he ranked second with a 9.8 UZR/150, and third with a 2.2 UZR and .991 fielding percentage (UZR/150 is UZR normalized for number of chances in a season).
- Recorded seven assists on July 25 at Cincinnati, which tied a career high...has posted that total just one other time in his career, coming on July 3, 2019 at Chicago (AL).
- Snapped an 0x15 streak on August 7 at Pittsburgh, pounding a pair of doubles and finishing 2x6 with five RBI...that RBI total tied a single-game career high for the second time (other, May 14, 2019 vs. Cleveland)...the effort came from the leadoff spot, making him one of six players this season in the Major Leagues to have five-or-more RBI in a single game from the leadoff spot.
- Belted the first lead-off homer of his Major League career on August 8 at Pittsburgh.
- Posted multiple hits in three of four games from August 7-10...that stretch included his sixth career game with four-or-more hits on August 10 vs. Chicago (AL) (last, July 14, 2019 at Kansas City)...over that stretch he went 8x24 with four runs scored and five extra-base hits, also knocking seven RBI.

Appeared in more than 100 games for the second consecutive season, seeing time in 112 games in 2019.

- Named the Tigers' winner of the 2019 Heart and Hustle Award by the Major League Baseball Players Alumni Association.
- Saw time at seven different defensive positions during the season, playing 38 games at shortstop, 22 games at second base, 20 games in left field, 18 games at first base, eight games in center field, five games in right field and one game at third base.
- Recorded the first five-hit game and the second multi-homer game of his Major League career on May 31 at Atlanta...became the first Detroit player to have at least five hits, four runs and three RBI in a game since Carlos Peña on May 27, 2004 at Kansas City, while he was the first Tiger to go 5-for-5 with at least two home runs and three extra-base hits since Dmitri Young on May 6, 2003 at Baltimore.
- Had four hits and stole two bases on July 14 at Kansas City...became the first Tigers player to have at least four hits and two stolen bases in a game since Roger Cedeño on August 15, 2001.
- Selected the Tigers Player of the Month for July, hitting .284/.351/.477 with three doubles, one triple, four home runs and 11 RBI in 22 games.
- Sidelined from August 24-September 30 with a left groin strain.



Completed his first full season at the Major League level in **2018**, playing in 131 games.

- Finished the season tied for the lead among American League rookies with three games of four-or-more hits, while he ranked second with 48 extra-base hits, tied for second with 42 walks, third with 29 doubles and 12 stolen bases, fourth with 109 hits, fifth with 55 runs scored and 192 total bases, tied for sixth with 16 home runs, seventh with 53 RBI and tied for seventh with 22 multi-hit games.
- Posted 48 extra-base hits during the season, which were tied for the ninth-most by a rookie in franchise history and the most since Austin Jackson also had 48 extra-base hits in 2010.
- Hit 16 home runs in his rookie season, which were the most by a Tigers rookie since 2003 when Craig Monroe hit 23 and Eric Munson hit 18.
- Named Tigers Rookie of the Year by Detroit Sports Media.
- Hit the first home run of his Major League career on April 5 at Chicago (AL), a two-run shot in the ninth inning off Joakim Soria...also picked up his first Major League stolen base in the same game.
- Belted a pair of home runs for his first career multi-homer game and drove in a career-high five runs on May 14 vs. Cleveland.
- Established a career-high with four hits on July 1 at Toronto...also had four hits on July 7 vs. Texas and August 30 at New York (AL).
- Named the Tigers Player of the Month for July after hitting .286/.316/.505 with 11 runs scored, nine doubles, one triple, three home runs and nine RBI in 23 games.
- Finished the month of September hitting .313/.370/.433 with nine runs scored, three doubles, one triple, one home run and 10 RBI in 18 games.

Spent most of the **2017** season with Triple A Rochester...also saw the first Major League action of his career in September.

- Led Rochester in RBI (66), while he ranked second in games (127) and hits (122) and third in home runs (13).
- Drove in a season-high six RBI on August 19 at Louisville.
- Hit .303/.333/.468 with 19 runs scored, four doubles, one triple, four home runs and 20 RBI in 29 games during August.
- Made his Major League debut on September 2 vs. Kansas City as a defensive replacement at second base and went 0x2.
- Recorded his first Major League hit on September 12 vs. San Diego, an infield single off Cory Mazzoni.

Limited to 55 games in **2016** due to two separate stints on the disabled list.

- Sidelined from April 7-June 23 with a right foot sprain.
- Sidelined from July 26-August 2 with a right hamstring strain.
- Named Southern League Player of the Week for the week ending September 4 after hitting .519/.552/.815 with five runs scored, three doubles, one triple, two home runs and eight RBI in eight games.
- Played in 29 games with Caribes de Anzoategui in the Venezuelan Winter League and hit .284/.354/.431 with 22 runs scored, eight doubles, three triples, one home run and eight RBI.

Split the **2015** season between Single A Fort Myers and Double A Chattanooga.

- Finished the season with 29 stolen bases, which was the third most in the Twins Minor League system.
- Drove in a season-high four runs on August 16 vs. Tennessee.
- Ranked as the 29th-best prospect in the Twins organization by *Baseball America*.

Spent the entire **2014** season with Single A Fort Myers, playing in 122 games.

- Led the Twins Minor League system with 35 stolen bases, while he was seventh with 58 walks.
- Went a perfect 4x4 with three RBI on April 28 vs. Bradenton.
- Hit .306/.366/.447 with 16 runs scored, six doubles, three triples and 15 RBI in 24 games during April.
- Ranked as the No. 26 prospect in the Twins organization and rated as possessing the best infield arm in the Florida State League by *Baseball America*.

Played in 103 games with Single A Cedar Rapids in **2013**.

- Named to the Midwest League midseason All-Star Team.
- Sidelined from June 3-16 with a concussion.
- Batted .319/.429/.447 with 13 runs scored, six doubles and eight RBI in 12 games during June.
- Collected a season-high four hits on July 17 at Lake County.
- Sidelined from August 22-30 with a groin strain.
- Rated as the 26th-best prospect in the Twins Minor League system by *Baseball America*.

Saw time in 58 games with Rookie-level Elizabethton in **2012**.

- Led the Appalachian League with eight triples, while he tied for the league lead with 38 walks.
- Hit for the cycle on June 30 vs. Pulaski, going 4x5 with a season-high four RBI.
- Rated as the No. 19 prospect in the Twins organization by *Baseball America*...also rated as possessing the best infield arm in the Twins system.



Spent the entire **2011** season with Rookie-level Elizabethton, playing in 59 games.

- Hit safely in 13-of-14 games from August 13-28...batted .412/.483/.569 with 14 runs scored, three doubles, one triple, one home run and 10 RBI.
- Ranked as the 19th-best prospect and rated as possessing the best infield arm in the Twins organization by *Baseball America* following the season.

Completed his first season of professional baseball in **2010**, appearing in 36 games with the GCL Twins.

**IN THE COMMUNITY**

- During the 2020 COVID-19 pause between Spring Training and Summer Camp he participated in the "MLB The Show" Player Challenge on-line league, resulting in a \$5,000 donation to the Boys & Girls Club of Southeastern Michigan...also participated in the Boys & Girls Club of Southeastern Michigan's virtual club "takeover" event which raised more than \$320,000.
- In 2020 he played a significant role in the club's efforts in the area of COVID-19 prevention and relief, while continuing to be a leader in other vital spaces such as striving for racial equality, honoring COVID-19 front line heroes and those in need.
- During the 2019 season, visited students at West Hills Middle School to discuss the legacy of Jackie Robinson and highlight a student who was one of the national winners of the Breaking Barriers essay contest
- Purchased and distributed cases of water that were delivered to community partners in both Detroit and Flint in 2018 and 2019

**TRANSACTIONS**

- Selected by Minnesota in the second round of the 2010 MLB Draft out of Fayette County High School (GA)
- On injured list, June 3-16, 2013 (concussion)
- On injured list, August 22-30, 2013 (groin strain)
- On injured list, April 7-June 23, 2016 (right foot sprain)
- On injured list, July 26-August 2, 2016 (right hamstring strain)
- Signed by the Tigers as a Minor League free agent on November 14, 2017
- On injured list, August 24-September 30, 2019 (left groin strain)
- On injured list, September 5-15, 2020 (right oblique strain)

**CARTIER NIKO GOODRUM'S CAREER RECORD**

Year	Club	AVG	G	AB	R	H	TB	2B	3B	HR	RBI	SH	SF	HB	BB	SO	SB	CS	OBP	SLG	E
2010	GCL Twins	.161	36	118	10	19	23	4	0	0	5	0	1	0	9	34	4	2	.219	.195	9
2011	Elizabethton	.275	59	204	39	56	78	10	3	2	20	0	1	4	21	56	8	1	.352	.382	25
2012	Elizabethton	.242	58	227	38	55	95	12	8	4	38	0	3	1	38	56	6	3	.349	.419	18
2013	Cedar Rapids	.260	103	385	62	100	142	22	4	4	45	4	2	4	60	105	20	4	.364	.369	27
2014	Fort Myers	.249	122	438	63	109	147	19	5	3	49	2	4	2	58	99	35	4	.337	.336	24
2015	Fort Myers	.220	53	205	24	45	70	11	1	4	19	0	1	2	32	59	11	5	.329	.341	14
	Chattanooga	.244	61	209	33	51	82	6	5	5	19	0	1	0	28	51	18	4	.332	.392	14
2016	Fort Myers	.280	6	25	3	7	14	4	0	1	5	0	0	0	1	7	1	0	.308	.560	1
	Chattanooga	.275	49	182	25	50	82	10	2	6	28	0	1	2	22	52	8	2	.357	.451	9
2017	Rochester	.265	127	461	71	122	196	25	5	13	66	1	5	2	30	119	11	7	.309	.425	11
	Minnesota	.059	11	17	1	1	1	0	0	0	0	0	0	0	1	10	0	0	.111	.059	0
2018	DETROIT	.245	131	444	55	109	192	29	3	16	53	0	2	4	42	132	12	4	.315	.432	16
2019	DETROIT	.248	112	423	61	105	178	27	5	12	45	0	2	1	46	138	12	3	.322	.421	15
2020	DETROIT	.184	43	158	15	29	53	7	1	5	20	0	3	0	18	69	7	1	.263	.335	2
MINOR LEAGUE TOTALS		.250	674	2454	368	614	929	123	33	42	294	7	19	17	299	638	122	32	.333	.379	152
DETROIT TOTALS		.237	286	1025	131	243	423	63	9	33	118	0	7	5	106	339	31	8	.310	.413	33
MAJOR LEAGUE TOTALS		.234	297	1042	132	244	424	63	9	33	118	0	7	5	107	349	31	8	.307	.407	33

**CAREER MAJOR LEAGUE FIELDING**

	G	TC	PO	A	E	DP	PCT
First Base	55	354	320	29	5	26	.986
Second Base	105	379	147	220	12	43	.968
Third Base	11	27	9	16	2	2	.926
Shortstop	81	311	80	220	11	33	.965
Outfield	52	95	89	3	3	0	.968

**MAJOR LEAGUE CAREER HIGHS**

- Hits:** 5 - May 31, 2019 at Atlanta
- Home Runs:** 2 (twice) - last, May 31, 2019 at Atlanta
- RBI:** 5 (twice) - last, August 7, 2020 vs. Pittsburgh
- Stolen Bases:** 2 - July 14, 2019 at Kansas City
- Hitting Streak:** 9 - last, September 22, 2018-March 28, 2019





# 31

## RILEY GREENE

HT: 6-3   WT: 200   BT: L   TH: L   BORN: 9/28/2000 IN ORLANDO, FL

OUTFIELDER

Opening Day Age: 20   Residence: Oviedo, FL  
Major League Service: 0.000   Signed Through: 2021  
How Obtained: Selected by the Tigers in the first round (fifth overall) of the 2019 MLB Draft

NON-ROSTER  
INVITEE

**SEASON HIGHLIGHTS**

Spent the entire **2020** season at the club's Alternate Training Site in Toledo.

- Ranked as the No. 4 prospect in the Tigers organization and the No. 49 prospect overall by *Baseball America*.

Began his professional career in **2019**, seeing time at three different levels of the Tigers Minor League system.

- Had an impressive debut on June 24 vs. the GCL Blue Jays, hitting a pair of home runs and finishing the game 4x5 with a double and five RBI.
- Added a second four-hit game and scored three runs on July 6 vs. the GCL Yankees West.
- Played in 19 games with Single A Connecticut in July, batting .306/.383/.417 with three doubles, one triple, one home run and six RBI.
- Homered and drove in a pair of runs in his first game with Single A West Michigan on August 8 vs. Bowling Green.
- Rated as the second-best prospect in the New York-Penn League by *Baseball America*.

**AMATEUR HIGHLIGHTS**

- Graduated from Hagerty High School, where he was named the Gatorade Florida Baseball Player of the Year and was a finalist for Gatorade National Player of the Year as a senior in 2019.
- Prior to his senior season, was named a preseason first team All-American by Rawlings-Perfect Game.
- In 2018, started all nine games for USA Baseball's 18U National Team at the COPABE U-18 Pan-American Championships, batting .424/.548/.848 and leading the team with three home runs and 20 RBI.
- As a sophomore and junior, Rawlings-Perfect Game named him a first team preseason underclassman All-American, and a high honorable mention preseason underclassman All-American as a freshman.

**TRANSACTIONS**

- Selected by the Tigers in the first round (fifth overall) of the 2019 MLB Draft out of Hagerty HS (FL) (signing scout: R.J. Burgess)

**RILEY ALAN GREENE'S CAREER RECORD**

Year	Club	AVG	G	AB	R	H	TB	2B	3B	HR	RBI	SH	SF	HB	BB	SO	SB	CS	OBP	SLG	E
2019	GCL Tigers West	.351	9	37	9	13	22	3	0	2	8	0	0	1	5	12	0	0	.442	.595	1
	Connecticut	.295	24	88	12	26	34	3	1	1	7	0	0	1	11	25	1	0	.380	.386	1
	West Michigan	.219	24	96	13	21	33	2	2	2	13	0	3	3	6	26	4	0	.278	.344	0
2020	Did Not Play																				
<b>MINOR LEAGUE TOTALS</b>		<b>.271</b>	<b>57</b>	<b>221</b>	<b>34</b>	<b>60</b>	<b>89</b>	<b>8</b>	<b>3</b>	<b>5</b>	<b>28</b>	<b>0</b>	<b>3</b>	<b>5</b>	<b>22</b>	<b>63</b>	<b>5</b>	<b>0</b>	<b>.347</b>	<b>.403</b>	<b>2</b>

**OPENING DAY BLANKINGS**

The Tigers have shut out their opponents nine times on Opening Day in franchise history.

Date	Opponent	Score
April 11, 1907	vs. Cleveland	2-0
April 14, 1909	vs. Chicago (AL)	2-0
April 12, 1916	at Chicago (AL)	4-0
April 14, 1936	at Cleveland	3-0
April 15, 1947	at St. Louis	7-0
April 13, 1954	vs. Baltimore	3-0
April 6, 1970	at Washington	5-0
April 5, 2004	at Toronto	7-0
April 6, 2015	vs. Minnesota	4-0



17

# GRAYSON GREINER

HT: 6-6 WT: 239 BT: R TH: R BORN: 10/11/1992 IN COLUMBIA, SC

## CATCHER

Opening Day Age: 28

Residence: Columbia, SC

Major League Service: 2.095

Signed Through: 2021

How Obtained: Selected by the Tigers in the third round of the 2014 MLB Draft

### SEASON HIGHLIGHTS

Split the **2020** season between Detroit and the club's alternate training site in Toledo, playing in 18 contests.

- Went 6x51 with eight runs scored, two doubles, three homers and eight RBI for the Tigers on the season...did so in just 18 games after knocking five longballs and 19 RBI in 58 contests in 2019...five of his six hits were for extra bases, and four of those five drove in at least one run.
- Had his first hit of the season on August 12 vs. Chicago (AL), a two-run, game-tying double in the fourth inning...snapped an 0x11 streak to start 2020.
- Belted his first homer of the season on August 23 at Cleveland, a solo shot in the sixth inning...had an exit velocity of 112.1 MPH, which is the highest mark for any batted ball in his career.

Limited to 58 games in **2019** after missing much of the season due to injury.

- Made an Opening Day roster at the Major League level for the first time in his career.
- Hit the first home run of his Major League career on April 19 vs. Chicago (AL), a solo shot in the seventh inning off Ryan Burr.
- Posted a career-long, eight-game hitting streak from April 9-23, hitting .367/.406/.600 with one double, two home runs and six RBI.
- Sidelined from June 14-August 24 with a low back strain.
- Knocked the first triple of his Major League career in the second game of the doubleheader on September 12 vs. New York (AL).
- Finished the season strong, hitting .321/.321/.396 with two doubles, one triple and five RBI over 15 games in September.

Saw the first Major League action of his career in **2018**, appearing in 30 games with the Tigers...also played in 46 games with Triple A Toledo.

- Reached base in all five plate appearances on April 18 vs. Durham, going 4x4 with a double, a RBI and a walk.
- Made his Major League debut on May 5 at Kansas City and recorded a hit in his first at-bat, a single to left field off of Jakob Junis...became the first Tigers player to record a hit in the first at-bat of his first career game since Steven Moya on September 1, 2014 at Cleveland.
- Recorded his first two Major League RBI in the first game of the doubleheader on May 12 vs. Seattle.
- Hit safely in the first four games of his Major League career...became the first Tiger to begin his career with a hit in each of their first four Major League games since Quintin Berry hit safely in his first six games in 2012.
- Drove in a career-high three runs on September 4 at Chicago (AL).
- Went 0x3 in his only game with Leones del Escogido in the Dominican Winter League.
- Ranked as the No. 22 prospect in the Tigers organization by *Baseball America*.

Spent most of the **2017** season at Double A Erie, playing in 98 games for the SeaWolves.

- Ranked fourth among Eastern League catchers with a 37.2 (29-of-78) caught stealing percentage.
- Belted a pair of home runs and drove in a season-high six runs on June 14 vs. Binghamton...also hit two homers on August 18 at Bowie.
- Sidelined from June 28-July 13 with a left thumb sprain.
- Finished the month of July batting .327/.404/.612 with seven runs scored, five doubles, three home runs and seven RBI in 16 games.
- Rated as the No. 20 prospect in the Tigers player development system by *Baseball America*.

Played in 81 games between Single A Lakeland, Double A Erie and Triple A Toledo in **2016**.

- Selected to the Florida State League midseason All-Star Team.
- Named the Tigers Minor League Player of the Month for August after batting .373/.392/.667 with 12 runs scored, five doubles, one triple, five home runs and 12 RBI in 19 games.



# 2021 TIGERS

- Played with the Salt River Rafters in the Arizona Fall League following the season, hitting .205/.286/.364 with seven runs scored, four doubles, one home run and six RBI in 12 games.

Spent the entire **2015** season with Single A Lakeland, playing in 89 games.

- Hit his first home run of the season on May 7 at Dunedin -- also homered on May 23 vs. Bradenton and June 27 vs. Jupiter.
- Sidelined from June 11-22 with a concussion.
- Finished the month of June hitting .316/.395/.447 with five runs scored, two doubles, one home run and five RBI in 12 games.
- Ranked as the 24th-best prospect in the Tigers organization by *Baseball America*.

Selected by the Tigers in the third round of the June **2014** draft and made his professional debut with Single A West Michigan.

- Compiled a nine-game hitting streak from June 21-July 3 -- hit .417/.432/.639 with six runs scored, two doubles, two home runs and seven RBI.
- Sidelined July 30-September 18 with a left wrist sprain.

### AMATEUR HIGHLIGHTS

- Attended the University of South Carolina from **2012-14**.
- Selected as a semifinalist for the Johnny Bench Award during his senior season...also named to the SEC All-Defensive Team.
- Named to the **2013** USA Baseball Collegiate National Team and earned second team All-SEC honors.
- Elected to the Collegiate Baseball Freshman All-America Team, SEC All-Freshman Team and **2012** USA Baseball Collegiate National Team in his first year at South Carolina.

### TRANSACTIONS

- Selected by the Tigers in the third round of the June 2014 draft out of the University of South Carolina (signing scout: Grant Brittain)
- On injured list, July 30-September 18, 2014 (left wrist sprain)
- On injured list, June 11-22, 2015 (concussion)
- On injured list, June 28-July 13, 2017 (left thumb sprain)
- On injured list, June 14-August 24, 2019 (low back strain)

### GRAYSON JAMES GREINER'S CAREER RECORD

Year	Club	AVG	G	AB	R	H	TB	2B	3B	HR	RBI	SH	SF	HB	BB	SO	SB	CS	OBP	SLG	E
2014	West Michigan	.322	26	90	11	29	40	5	0	2	16	0	2	1	11	18	0	0	.394	.444	2
2015	Lakeland	.183	89	312	24	57	78	12	0	3	21	1	0	3	27	90	0	0	.254	.250	8
2016	Lakeland	.312	31	109	14	34	40	6	0	0	12	1	0	1	12	26	0	0	.385	.367	3
	Erie	.288	59	208	20	60	96	9	3	7	30	0	5	2	10	55	1	0	.320	.462	0
	Toledo	.000	1	4	0	0	0	0	0	0	0	0	0	0	0	2	0	0	.000	.000	0
2017	Erie	.241	98	328	34	79	143	20	1	14	42	0	2	3	38	72	0	0	.323	.436	6
	Toledo	.143	5	14	0	2	3	1	0	0	2	0	1	0	2	3	0	0	.235	.214	0
2018	Toledo	.266	46	158	12	42	64	8	1	4	23	0	1	0	21	42	0	0	.350	.405	1
	<b>DETROIT</b>	<b>.219</b>	<b>30</b>	<b>96</b>	<b>9</b>	<b>21</b>	<b>27</b>	<b>6</b>	<b>0</b>	<b>0</b>	<b>12</b>	<b>0</b>	<b>3</b>	<b>0</b>	<b>17</b>	<b>32</b>	<b>0</b>	<b>1</b>	<b>.328</b>	<b>.281</b>	<b>1</b>
2019	Lakeland#	.000	6	15	2	0	0	0	0	0	0	0	0	1	3	4	1	0	.211	.000	0
	Toledo	.250	13	48	8	12	19	1	0	2	4	0	0	1	4	16	0	0	.321	.396	0
	<b>DETROIT</b>	<b>.202</b>	<b>58</b>	<b>208</b>	<b>18</b>	<b>42</b>	<b>64</b>	<b>5</b>	<b>1</b>	<b>5</b>	<b>19</b>	<b>1</b>	<b>1</b>	<b>1</b>	<b>13</b>	<b>70</b>	<b>0</b>	<b>0</b>	<b>.251</b>	<b>.308</b>	<b>5</b>
2020	<b>DETROIT</b>	<b>.118</b>	<b>18</b>	<b>51</b>	<b>8</b>	<b>6</b>	<b>17</b>	<b>2</b>	<b>0</b>	<b>3</b>	<b>8</b>	<b>0</b>	<b>0</b>	<b>1</b>	<b>3</b>	<b>20</b>	<b>0</b>	<b>0</b>	<b>.182</b>	<b>.333</b>	<b>0</b>
MINOR LEAGUE TOTALS		.245	374	1286	125	315	483	62	5	32	150	2	11	12	128	328	2	0	.317	.376	20
MAJOR LEAGUE TOTALS		.194	106	355	35	69	108	13	1	8	39	1	4	2	33	122	0	1	.264	.304	6

### MAJOR LEAGUE CAREER FIELDING

	G	TC	PO	A	E	DP	PCT
Catcher	106	895	850	39	6	3	.993

### IN-DEPTH MAJOR LEAGUE CATCHING STATISTICS

Year	G	SB	CS	CS%	PB	SLAA	FrmRAA
2018	30	17	5	22.7	3	4.24	0.55
2019	58	38	13	25.5	4	-3.16	-0.25
2020	18	8	2	20.0	2	-7.29	-0.90
Totals	106	63	20	24.1	9	-6.20	-0.60

### MAJOR LEAGUE CAREER HIGHS

- Hits:** 3 (four times) - last, September 15, 2019 vs. Baltimore
- Home Runs:** 1 (eight times) - last, September 6, 2020 at Minnesota
- RBI:** 3 - September 4, 2018 at Chicago (AL)
- Stolen Bases:** No Major League stolen bases
- Hitting Streak:** 8 - April 9-23, 2019





8

**ROBBIE  
GROSSMAN**

HT: 6-0 WT: 216 BT: S TH: L BORN: 9/16/1989 IN SAN DIEGO, CA

**OUTFIELDER****Opening Day Age:** 31**Residence:** Cypress, TX**Major League Service:** 6.060**Signed Through:** 2022**How Obtained:** Signed by the Tigers as a free agent on January 5, 2021**SEASON HIGHLIGHTS**

Played in 51 games with Oakland in **2020**.

- Did not commit an error in 47 games and 87 total chances in the outfield, extending his errorless streak to 231 games dating back to June 13, 2018 at Detroit...his streak is the second longest active errorless streak by an outfielder, trailing only Tyler Naquin, who has not committed an error in 281 consecutive games.
- Established a career best with a .482 slugging percentage, while his .826 OPS was his second-best output behind his .828 mark in 2016.
- Recorded the first multi-homer game of his big league career on September 26 at Seattle.
- Appeared in six games during Oakland's playoff run...went 3x10 with two runs scored and two doubles in four games in the American League Division Series vs. Houston.

Completed his first season with the Athletics in **2019**, setting a career high with 138 games played and three triples, while matching his career best with nine stolen bases.

- Excelled in pinch-hit situations, leading American League pinch hitters with seven RBI, which was tied for the most by an A's pinch hitter over the last 21 years, behind only Matt Stairs, who had eight RBI in 1998.
- Did not commit an error in 129 games in the outfield and his 228 total chances were the second most in the Majors among outfielders with no errors, trailing only Max Kepler, who had 281 total chances without an error, and the third most chances in Athletics history behind Stan Javier (335 in 1995) and Coco Crisp (309 in 2013).
- Belted his first career pinch-hit homer on April 26 at Toronto.
- Recorded his third career four-hit game on June 5 at Los Angeles (AL), his first since September 18, 2016 at New York (NL).
- Picked up the 500th hit of his Major League career on June 10 at Tampa Bay, a ninth inning RBI single off Chaz Roe.
- Started in left field in the American League Wild Card Game vs. Tampa Bay and went 2x4.

Set career highs in hits (108), doubles (27) and RBI (48) in **2018** with Minnesota.

- Finished the season with a .367 on-base percentage, which ranked 10th among American League players with at least 450 plate appearances.
- Hit his first career grand slam and matched his career high with four RBI on July 2 at Milwaukee.
- On injured list from August 6-19 with a right hamstring strain.
- Finished the season strong, hitting .319/.444/.447 with nine doubles, one home run and 11 RBI in 28 games...was tied for the American League lead with 22 walks during the month while he was sixth in on-base percentage.

Appeared in 119 games with the Twins in **2017**.

- Posted a .379 on-base percentage prior to the All-Star break, which ranked tied for seventh in the American League among hitters with at least 280 plate appearances
- Reached base safely in 14 consecutive games from April 9-26, hitting .311/.456/.444 with three doubles, one home run and seven RBI.
- Sidelined from August 18-September 5 with a left thumb fracture.
- Started at designated hitter in the AL Wild Card Game vs. New York (AL) and went 0x4.

Began the **2016** season in the Cleveland Indians organization, before signing with Minnesota on May 17.

- Batted .344 (43x125) against lefthanded pitchers, which ranked third in the American League and tied for sixth in the Majors among hitters with at least 100 at-bats vs. southpaws...had an .828 OPS, which was fourth among AL switch-hitters (min. 300 at-bats).
- Reached base safely in each of his first nine games with the Twins and in 26 of his first 27 from May 20-June 17...hit .301/.435/.559 with nine doubles, five home runs and 15 RBI.



## 2021 TIGERS

- Drew 23 walks in June, which was tied for the AL lead and tied for second in all of baseball.
- Set a season high and tied his career high with four hits on September 18 at New York (NL).
- Finished the month of September batting .339/.409/.492 with three doubles, two home runs and six RBI.

Spent most of the **2015** season with Triple A Fresno in the Houston Astros organization.

- Hit .281 with a double and three RBI in nine games during the Pacific Coast League playoffs, helping Fresno to the Triple A championship, defeating Columbus, 7-0, in the finals.

Made an Opening Day roster for the first time in his career in **2014** with the Astros.

- Had a 13.0 percent walk rate, which ranked fifth in the American League among qualified hitters.
- Established a career high with four hits with a double, homer and two RBI on July 9 at Texas.
- Closed the season with a 10-game hitting streak from September 18-28, hitting .342/.432/.368 with one double.
- Finished the month of September batting .307/.367/.386 with five doubles, a triple, six RBI and 10 runs scored.

Saw the first Major League action of his career in **2013** with Houston.

- Made his big league debut on April 24 vs. Seattle, going 2x5 with a run scored and two doubles...became just the second player in franchise history to hit two doubles in his Major League debut, joining James Mouton on April 4, 1994.
- Was a perfect 5x5 with a triple and a RBI for Triple A Oklahoma City on July 20 at Memphis.
- Belted his first Major League home run on July 31 at Baltimore.
- Recorded a career-long, 14-game hitting streak from August 13-27, batting .365/.369/.492 with five doubles, one home run and nine RBI...was Houston's longest hitting streak of the season and was the second-longest streak by an American League rookie, behind only José Iglesias' 18-game streak.
- Suffered a strained right oblique on September 3 vs. Minnesota and missed the final 24 games of the season.
- Ranked as the No. 17 prospect in the Astros organization by *Baseball America*.

Began the **2012** season with the Pittsburgh Pirates organization before being acquired by Houston on July 24.

- Posted a 13-game hitting streak with Double A Altoona from June 16-29, hitting .380/.508/.660 with five doubles, three home runs and 10 RBI.
- Hit .333/.456/.431 with three doubles, two triples, one home run and 10 RBI in 29 games during July between Altoona and Double A Corpus Christi.
- Ranked as the eighth-best prospect in the Pirates system by *Baseball America* and rated as possessing the best strike zone discipline in the Pirates organization and the Eastern League.

Earned Pirates Minor League Player of the Year honors in **2011** after leading all of the Minor Leagues with 127 runs scored and 104 walks.

- Became the first Minor League player since Nick Swisher in 2004 to score at least 100 runs and draw at least 100 walks...his 127 runs scored were the most by any Minor League player since 2005.
- Selected to the Florida State League postseason All-Star Team and was named a Pirates organization All-Star by MiLB.com.
- Ranked tied for fifth in the FSL with 34 doubles and 144 hits.
- Reached base safely in a FSL-best 42 straight games from July 3-August 18...slashed .312/.436/.503 with 10 doubles, a triple, six home runs and 25 RBI in that span.
- Played for Mesa in the Arizona Fall League following the season, hitting .375/.472/.625 with five doubles, seven home runs and 22 RBI in 26 games...played in the AFL Rising Stars Game and was named to the AFL All-Prospect Team.
- Ranked as the No. 25 prospect in the Pirates organization and rated as possessing the best strike zone discipline in the Florida State League by *Baseball America*.

Spent the entire **2010** season with Single A Bradenton, appearing in 125 games.

- Ranked second in the Florida State League with 66 walks and tied for third with 84 runs scored.
- Finished a home run shy of the cycle on June 28 vs. Fort Myers, finishing the game 4x6 with a double, a triple and four RBI.
- Went 3x10 with two walks and a RBI in three postseason games.
- Rated as the 18th-best prospect in the Pirates organization by *Baseball America*.

Played in 116 games with Single A West Virginia in **2009**.

- Ranked second in the South Atlantic League with 83 walks and third with 83 runs scored.
- Had a 28-game streak of reaching base safely from June 6-July 13, hitting .293/.388/.448 with five doubles, two triples, three home runs and 19 RBI.
- Went 5x6 with a double, a triple and five RBI on June 18 at Hickory.
- Ranked as the No. 10 prospect in the Pirates organization by *Baseball America*.

Began his professional career in **2008**, playing in five games with the GCL Pirates.



**AMATEUR HIGHLIGHTS**

- Graduated from Cy-Fair High School, where he was a Rawlings first team All-American in **2008** and a member of the USA Baseball Junior National Team in **2007**.

**TRANSACTIONS**

- Selected by Pittsburgh in the sixth round of the 2008 MLB Draft out of Cy-Fair High School (TX)
- On suspended list, May 5-8, 2009
- Acquired by Houston along with Wandy Rodriguez from Pittsburgh in exchange for Colton Cain and Rudy Owens on July 24, 2012
- Signed by Cleveland as a Minor League free agent on December 15, 2015
- Signed by Minnesota as a Minor League free agent on May 17, 2016
- On injured list, August 18-September 5, 2017 (left thumb fracture)
- On injured list, August 6-19, 2018 (right hamstring strain)
- Signed by Oakland as a free agent on February 15, 2019
- Signed by the Tigers as a free agent on January 5, 2021

**ROBERT (ROBBIE) EDWARD GROSSMAN'S CAREER RECORD**

Year	Club	AVG	G	AB	R	H	TB	2B	3B	HR	RBI	SH	SF	HB	BB	SO	SB	CS	OBP	SLG	E
2008	GCL Pirates	.188	5	16	3	3	4	1	0	0	1	0	0	1	4	7	1	0	.381	.250	0
2009	West Virginia	.266	116	451	83	120	160	21	2	5	42	7	0	2	75	164	35	12	.373	.355	5
2010	Bradenton	.245	125	470	84	115	162	29	3	4	50	12	6	8	66	118	15	8	.344	.345	5
2011	Bradenton	.294	134	490	127	144	221	34	2	13	56	9	7	6	104	111	24	10	.418	.451	7
2012	Altoona	.266	95	350	59	93	142	20	4	7	36	4	0	4	59	78	9	10	.378	.406	2
	Corpus Christi	.267	36	135	22	36	57	8	2	3	11	1	1	5	18	43	4	1	.371	.422	1
2013	Oklahoma City	.281	70	253	42	71	92	11	2	2	20	7	1	1	48	66	15	8	.396	.364	2
	Houston	.268	63	257	29	69	95	14	0	4	21	5	1	2	23	70	6	7	.332	.370	3
2014	Oklahoma City	.337	44	175	30	59	87	16	0	4	15	0	0	2	22	38	10	8	.417	.497	0
	Houston	.233	103	360	42	84	120	14	2	6	37	3	2	2	55	105	9	3	.337	.333	3
2015	Fresno	.254	93	347	54	88	121	16	1	5	37	1	4	1	55	85	14	8	.354	.349	0
	Houston	.143	24	49	7	7	12	2	0	1	5	0	0	0	5	17	0	0	.222	.245	0
2016	Columbus	.256	34	117	14	30	53	5	0	6	13	1	0	0	21	25	3	1	.370	.453	0
	Rochester	.250	1	4	1	1	1	0	0	0	1	0	0	0	1	1	0	0	.250	.250	0
	Minnesota	.280	99	332	49	93	147	19	1	11	37	0	0	2	55	96	2	3	.386	.443	8
2017	Rochester	.143	2	7	2	1	1	0	0	0	1	0	0	0	2	2	0	0	.333	.143	0
	Minnesota	.246	119	382	62	94	145	22	1	9	45	2	2	3	67	79	3	1	.361	.380	4
2018	Rochester#	.455	3	11	1	5	6	1	0	0	3	0	1	0	1	1	0	0	.462	.545	0
	Minnesota	.273	129	396	50	108	152	27	1	5	48	2	5	2	60	83	0	1	.367	.384	3
2019	Oakland	.240	138	420	57	101	146	21	3	6	38	0	2	1	59	86	9	4	.334	.348	0
2020	Oakland	.241	51	166	23	40	80	12	2	8	23	0	0	5	21	38	8	1	.344	.482	0
MINOR LEAGUE TOTALS		.271	758	2826	522	766	1107	162	16	49	286	42	20	30	475	739	131	66	.379	.392	22
MAJOR LEAGUE TOTALS		.252	726	2362	319	596	897	131	10	50	254	12	12	17	345	574	37	20	.350	.380	21

**CAREER FIELDING**

	G	TC	PO	A	E	DP	PCT
Outfield	571	1012	972	19	21	2	.979

**CAREER HIGHS**

- Hits:** 4 (three times) - last, June 5, 2019 at Los Angeles (AL)
- Home Runs:** 2 - September 26, 2020 at Seattle
- RBI:** 4 (twice) - last, July 2, 2018 at Milwaukee
- Stolen Bases:** 2 (four times) - last, September 14, 2020 at Seattle
- Hitting Streak:** 14 - August 13-27, 2013

**TIGERS HITTING A GRAND SLAM FOR FIRST MAJOR LEAGUE HOME RUN**

Brennan Boesch became the 11th player in Tigers history to hit a grand slam for his first Major League home run. The following is a list of all 11 players to accomplish the feat.

Player	Date	Opponent
Donie Bush	May 17, 1910	at Boston
Eddie Onslow	August 22, 1912	at Washington
Bob Jones	August 29, 1919	at St. Louis
Frank Croucher	June 10, 1939	vs. Washington
Al Unser	May 31, 1944	vs. New York (AL)
Zeb Eaton	July 15, 1945	at New York (AL)
Saul Rogovin	July 23, 1950	at New York (AL)
Rick Peters	May 27, 1980	at New York (AL)
Milt Cuyler	May 19, 1991	vs. Minnesota
Cody Ross	September 2, 2003	vs. Cleveland
Brennan Boesch	April 30, 2010	vs. Los Angeles (AL)

Courtesy David Vincent



# 13

# ERIC HAASE

**NON-ROSTER  
INVITEE**
**HT: 5-10 WT: 210 BT: R TH: R BORN: 12/18/1992 IN DETROIT, MI**
**CATCHER**

**Opening Day Age:** 28      **Residence:** Livonia, MI  
**Major League Service:** 0.099      **Signed Through:** 2021  
**How Obtained:** Acquired by the Tigers from Cleveland in exchange for cash considerations on January 8, 2020

**SEASON HIGHLIGHTS**

Saw his first action with the Tigers in **2020**, going 3x17 in seven games and driving in a pair of runs.

- Was recalled from the alternate training site on September 15, and made his Tigers debut the next day vs. Kansas City.
- Notched his first hit as a Tiger in the fourth inning on September 19 vs. Cleveland, followed by his first RBI to tie the game in the eighth...went 2x4 with a RBI and a run scored.

Established a career high with 28 home runs in **2019** with Triple A Columbus...also saw time at the Major League level for the second straight season, appearing in 10 games with Cleveland.

- Selected to the International League midseason and postseason All-Star Team and was named a Cleveland organization All-Star by MiLB.com...tabbed the IL's Top Star at the Triple A All-Star Game.
- Ranked tied for fifth in the IL in home runs, while he was 10th with a .517 slugging percentage.
- Threw out 41.7% (30-of-72) base stealers at Columbus...finished the year tied for the IL lead with 30 runners caught stealing.
- Had a pair of multi-homer games during the season, hitting two home runs on June 7 vs. Norfolk and July 5 vs. Louisville.
- Hit .304/.402/.620 with five doubles, one triple, six home runs and 15 RBI in 24 games during June.
- Belted the first home run of his Major League career on September 28 at Washington, connecting for a three-run shot off Patrick Corbin.
- Ranked as the 25th-best prospect and was rated as the best defensive catcher in the Indians organization by *Baseball America*.

Appeared in a career-high 120 games with Triple A Columbus in **2018**...also saw the first Major League action of his career, playing in nine games with the Indians.

- Named to the International League midseason All-Star Team and was selected a Cleveland organization All-Star by MiLB.com.
- Ranked tied for fourth in the International League with 47 extra-base hits, while he was fifth with 20 home runs, seventh with 71 RBI and tied for ninth with 192 total bases.
- Threw out 48.5% (33-of-68) of baserunners attempting to steal while with Columbus.
- Hit a pair of home runs and drove in a season-high six runs on June 30 vs. Indianapolis...also had multi-homer games on August 16 vs. Syracuse and August 28 vs. Louisville.
- Earned International League Player of the Week honors in back-to-back weeks in July...for the week ending July 8, he hit .346/.379/.731 with four doubles, two home runs and eight RBI, while he batted .471/.474/1.118 with two doubles, three home runs and 11 RBI for the week ending July 15.
- Made his Major League debut on September 2 vs. Tampa Bay, entering as a defensive replacement in the eighth inning.
- Picked up the first hit of his big league career on September 16 vs. Detroit, an RBI single in the fourth inning off of Francisco Liriano.
- Rated as the No. 31 prospect in the Indians organization by *Baseball America*.

Played in 95 games with Double A Akron in **2017**.

- Selected to the Eastern League postseason All-Star Team.
- Ranked second in the Eastern League with a .574 slugging percentage and .923 OPS, while he was third with 26 home runs...led the Indians system in slugging percentage, while he was third in homers and OPS.
- Established an Akron single-season record with 15 home runs at home.
- Named Eastern League Player of the Week for the week ending July 9, after hitting .400/.423/1.040 with two doubles, one triple, four home runs and seven RBI...had a pair of multi-homer games during the week.
- Hit safely in 11 consecutive games from June 27-July 13, batting .400/.426/.867 with four doubles, one triple, five home runs and nine RBI.



- Recorded his third two-homer game of the season on August 9 vs. New Hampshire.
- Was called up to Triple A Columbus at the end of the season, appearing in two games.
- Played in three games with Leones del Escogido in the Dominican Winter League after the season, and went 0x10 with a RBI.

Limited to 63 games with Double A Akron in **2016** due to two separate stints on the injured list.

- Sideline from April 7-29 with a left ankle sprain.
- Placed on the injured list from July 1-14 with a right groin strain.
- Belted a pair of home runs and went 4x5 with a double and three RBI on August 20 at Bowie.
- Named the Most Valuable Player of the Eastern League playoffs after hitting .280/.400/.520 with three doubles, one home run and seven RBI in seven games...sent Akron to the EL championship with a walk-off RBI single in the 10th inning of Game 4 of the EL semifinals.
- Played in five games with Mesa in the Arizona Fall League, hitting .278/.316/.444 with three doubles.

Spent the entire **2015** season with Single A Lynchburg.

- Tabbed an Indians organization All-Star by MiLB.com.
- Ranked fifth in the Carolina League with seven triples, while he was tied for sixth with 42 extra-base hits and 10th with 26 doubles.
- Batted .345/.424/.603 with six doubles, three triples, one home run and eight RBI in 16 games during August.

Named to the Midwest League midseason All-Star Team in **2014** with Single A Lake County...also appeared in 16 games with Single A Carolina.

- Selected an Indians organization All-Star by MiLB.com.
- Led Lake County with a .514 slugging percentage, while he was second with 16 home runs.
- Placed on temporarily inactive list from May 20-25.
- Hit .315/.351/.397 with three doubles, one home run and six RBI in 18 games during July.

Played in 104 games with Single A Lake County in **2013**.

- Named an Indians organization All-Star by MiLB.com.
- Belted a pair of home runs on June 20 at Dayton.
- Finished a triple shy of the cycle on August 19 at Lansing, going 4x5 with a double, a home run and three RBI.
- Appeared in 20 games in August/September, hitting .333/.425/.536 with five doubles, three home runs and 11 RBI.

Spent most of the **2012** season with the AZL Indians.

- Hit the first home run of his professional career on August 8 vs. the AZL Reds...followed that up with a homer in his next game on August 13 at the AZL Diamondbacks.

Drafted by Cleveland in the seventh round of the **2011** MLB Draft and played four games with the AZL Indians.

#### AMATEUR HIGHLIGHTS

- Graduated from Divine Child High School in Dearborn, MI in **2011**, playing on two state championship teams.
- As a senior, was selected Michigan's Mr. Baseball by the Michigan High School Baseball Coaches Association, an annual award given to Michigan's top prep player and was named Division II First-Team All-State by the MHSBCA as a junior and senior.

#### TRANSACTIONS

- Selected by Cleveland in the seventh round of the 2011 MLB Draft out of Divine Child HS (MI)
- On temporarily inactive list, May 20-25, 2014
- On injured list, April 7-29, 2016 (left ankle sprain)
- On injured list, July 1-14, 2016 (right groin strain)
- Acquired by the Tigers from Cleveland in exchange for cash considerations on January 8, 2020

### TRAMMELL AND WHITAKER SET AL RECORD

Former Tigers Alan Trammell and Lou Whitaker, who played together from 1977-95, established an American League record in 1995 with 1,918 appearances as teammates. Trammell and Whitaker, who played shortstop and second base, respectively, broke the old American League mark of 1,914 held by Kansas City third baseman George Brett and second baseman Frank White. The Major League mark for appearances by two players as teammates is 2,015, held by third baseman Ron Santo and outfielder Billy Williams of the Chicago Cubs, who played together from 1960-73.



## 2021 TIGERS

### ERIC MICHAEL HAASE'S CAREER RECORD

Year	Club	AVG	G	AB	R	H	TB	2B	3B	HR	RBI	SH	SF	HB	BB	SO	SB	CS	OBP	SLG	E
2011	AZL Indians	.300	4	10	2	3	3	0	0	2	0	0	0	0	1	1	0	0	.364	.300	0
2012	AZL Indians	.282	28	103	16	29	53	11	2	3	22	0	1	0	5	29	1	0	.312	.515	6
	Mahoning Valley	.091	3	11	1	1	1	0	0	0	0	0	0	0	1	4	0	0	.167	.091	1
2013	Lake County	.250	104	376	49	94	165	23	3	14	47	1	2	1	40	117	2	2	.322	.439	15
2014	Lake County	.270	77	296	48	80	152	16	4	16	42	0	1	3	28	84	1	2	.338	.514	16
	Carolina	.185	16	65	4	12	19	4	0	1	6	0	0	0	5	19	0	1	.243	.292	1
2015	Lynchburg	.247	90	320	46	79	146	26	7	9	55	1	2	11	36	114	3	2	.341	.456	7
2016	Akron	.208	63	226	28	47	99	14	1	12	33	1	1	1	17	75	0	2	.265	.438	2
2017	Akron	.258	95	333	59	86	191	17	5	26	59	0	1	3	44	116	4	2	.349	.574	6
	Columbus	.333	2	6	1	2	5	0	0	1	2	0	0	1	2	0	0	0	.500	.833	0
2018	Columbus	.236	120	433	54	102	192	24	3	20	71	2	7	4	31	143	3	1	.288	.443	6
	Cleveland	.125	9	16	0	2	2	0	0	0	1	0	0	1	0	6	0	0	.176	.125	1
2019	Columbus	.226	102	350	67	79	181	12	3	28	60	1	3	5	42	142	1	1	.315	.517	9
	Cleveland	.063	10	16	1	1	4	0	0	1	3	0	0	0	1	8	0	0	.118	.250	0
2020	DETROIT	.176	7	17	1	3	3	0	0	2	0	2	0	1	6	0	0	0	.211	.176	1
MINOR LEAGUE TOTALS		.243	704	2529	375	614	1207	147	28	130	399	6	18	29	251	846	15	13	.316	.477	69
DETROIT TOTALS		.176	7	17	1	3	3	0	0	2	0	2	0	1	6	0	0	0	.211	.176	1
MAJOR LEAGUE TOTALS		.122	26	49	2	6	9	0	0	1	6	0	1	1	2	20	0	0	.170	.184	2

### CAREER FIELDING

	G	TC	PO	A	E	DP	PCT
Catcher	22	114	108	4	2	0	.982

### IN-DEPTH CATCHING STATISTICS

	G	SB	CS	CS%	PB	SLAA	FrmRAA
2018	7	5	0	0.0	0	-2.17	-0.25
2019	8	0	1	100.0	1	-5.01	-0.64
2020	7	9	1	10.0	0	0.30	0.02
Totals	22	14	2	12.5	1	-6.88	-0.87

### CAREER HIGHS

**Hits:** 2 - September 19, 2020 vs. Cleveland  
**Home Runs:** 1 - September 28, 2019 at Washington  
**RBI:** 3 - September 28, 2019 at Washington  
**Stolen Bases:** No Major League stolen bases  
**Hitting Streak:** 2 - September 16-23, 2018



# 76

## ZACK HESS

HT: 6-6 WT: 219 BT: R TH: R BORN: 2/25/1997 IN LYNCHBURG, VA

RIGHTEANDED PITCHER

Opening Day Age: 24 Residence: Forrest, VA

Major League Service: 0.000 Signed Through: 2021

How Obtained: Selected by the Tigers in the seventh round of the 2019 MLB Draft

NON-ROSTER INVITEE

### SEASON HIGHLIGHTS

Worked out remotely during the **2020** season as a result of the COVID-19 Pandemic.

- Saw action at three different levels of the Tigers Minor League system in **2019** as he made his professional debut.
- Had 10 saves during the season, including seven with Single A West Michigan.
  - Made one outing with GCL Tigers West before being promoted to Rookie-level Connecticut, where he did not allow a run in five outings, throwing 5.2 innings and giving up just one hit, while striking out 10.
  - Finished the season with Single A West Michigan, where he had a 1.72 ERA (15.2IP/3ER) and 18 strikeouts in 10 appearances during August.

### AMATEUR HIGHLIGHTS

- Played collegiately at LSU, where he was named a freshman All-American by the NCBWA in **2017**.
- Pitched for the U.S. Collegiate National Team in the summer of **2018**, allowing no runs on three hits in 9.0 innings with no walks and six strikeouts.
- Graduated from Liberty Christian Academy (VA) and was named a Perfect Game first team All-American in **2016**.

## TRANSACTIONS

- Selected by New York (AL) in the 35th round of the 2016 MLB Draft out of Liberty Christian Academy (VA), but did not sign
- Selected by Atlanta in the 34th round of the 2018 MLB Draft out of Louisiana State University, but did not sign
- Selected by the Tigers in the seventh round of the 2019 MLB Draft out of Louisiana State University

## ZACHARY (ZACK) TYLER HESS' CAREER RECORD

Year	Club	W-L	ERA	G	GS	CG	SHO	SV	IP	H	TBF	R	ER	HR	HB	BB	SO	WP	BK	AVG
2019	GCL Tigers West	1-0	18.00	1	0	0	0	0	1.0	1	5	2	2	0	0	2	1	0	0	.333
	Connecticut	0-0	0.00	5	0	0	0	3	5.2	1	21	0	0	0	0	3	10	0	0	.056
	West Michigan	0-1	2.57	16	0	0	0	7	21.0	15	90	10	6	2	0	11	22	3	0	.197
2020	Did Not Pitch																			
MINOR LEAGUE TOTALS		1-1	2.60	22	0	0	0	10	27.2	17	116	12	8	2	0	16	33	3	0	.175



54

## DEREK HILL

HT: 6-2
WT: 190
BT: R
TH: R
BORN: 12/30/1995 IN DES MOINES, IA

### OUTFIELDER

Opening Day Age: 25
Residence: Lakeland, FL

Major League Service: 0.072
Signed Through: 2021

**How Obtained:** Selected by the Tigers in the first round (23rd overall) of the 2014 MLB Draft

## SEASON HIGHLIGHTS

Made his Major League debut with the Tigers in **2020**, appearing in 15 games.

- Was recalled from the alternate training site on September 2, marking his first appearance on the active roster.
- Played mostly as a defensive replacement and pinch runner, combining to go 1x11 with three runs scored...became the seventh player in franchise history to appear in 15-or-more games during his rookie season and have 11-or-fewer at-bats.
- Made his Major League debut as a defensive replacement on September 4 at Minnesota in game two of the doubleheader, going 0x1 with a strikeout.
- Reached base safely for the first time in his Major League career on September 17 vs. Cleveland, drawing a walk and later coming around to score.
- Picked up the first hit of his big league career on September 26 at Kansas City, a first-inning single off Carlos Hernández.
- Ranked as the No. 22 prospect in the Tigers organization and rated as the best defensive outfielder by *Baseball America*.

Played in a career-high 120 games in **2019** with Double A Erie.

- Established career bests in runs scored (78), hits (114), doubles (19), home runs (14) and RBI (45).
- Finished the season tied for the Eastern League lead in runs scored, while he was seventh in total bases (185) and tied for 10th in triples (5).
- Had a career-high five hits, including a double, with a RBI on August 7 at Portland.
- Played for Mesa in the Arizona Fall League after the season, and hit .254/.323/.475 with four doubles, three home runs and six RBI.
- Rated as the fastest baserunner and the best defensive outfielder in the Tigers player development system by *Baseball America*.

Led the Florida State League with 35 stolen bases in **2018** as he spent the entire season with Single A Lakeland.

- Sidelined from May 5-23 with left knee tendinitis.
- Ranked as the 28th-best prospect in the Tigers organization by *Baseball America*...also rated as the fastest baserunner, best athlete and best defensive outfielder in the system.

Played in just 58 games in **2017** after missing the first half of the season due to an injury.

- Sidelined from April 6-July 12 with a right elbow ulnar collateral ligament injury.
- Had a 10-game hitting streak from August 5-15, batting .390/.458/.610 with three doubles, three triples and six RBI.
- Finished a triple shy of the cycle on August 20 at Bowling Green, going 4x6 with a double, a home run and two RBI.



# 2021 TIGERS

- Ranked as the No. 10 prospect in the Tigers organization by *Baseball America*.

Spent the entire **2016** season with Single A West Michigan.

- Named a Tigers Minor League Gold Glove winner as an outfielder and was selected an organization All-Star by MiLB.com.
- Ranked second in the Midwest League with 35 stolen bases.
- Sidelined from May 8-19 with a concussion.
- Had four hits, including a double and two triples, and drove in two runs on June 29 vs. Bowling Green... added a second four-hit game on July 22 vs. Peoria.
- Played in 25 games during June, and hit .327/.372/.452 with six doubles, two triples, one home run and nine RBI.
- Sidelined from August 9-September 14 with a right elbow sprain.
- Rated as the 10th-best prospect in the Tigers organization by *Baseball America*.

Limited to 53 games with Single A West Michigan in **2015** due to three separate stints on the injured list.

- Sidelined from April 12-24, June 15-July 1 and July 13-September 24 with a left quadriceps strain.
- Ranked as the No. 3 prospect in the Tigers organization by *Baseball America*.

Combined to play in 47 games between the Rookie-level GCL Tigers and Single A Connecticut in **2014**.

- Hit safely in nine of the first 11 games of his professional career, batting .357/.491/.476 with one double, two triples and five RBI.
- Ranked as the No. 6 prospect in the Gulf Coast League by *Baseball America*.

## AMATEUR HIGHLIGHTS

- Graduated from Elk Grove High School, where he hit .500 (47x94) with 26 runs scored, 11 doubles, seven triples and 30 RBI as a senior...also stole 29 bases and posted a .586 on-base percentage.

## TRANSACTIONS

- Selected by the Tigers in the first round (23rd overall) of the 2014 MLB Draft out of Elk Grove High School (CA) (signing scout: Scott Cerny)
- On injured list, April 12-24, 2015 (left quadriceps strain)
- On injured list, June 15-July 1, 2015 (left quadriceps strain)
- On injured list, July 13-September 24, 2015 (left quadriceps strain)
- On injured list, May 8-19, 2016 (concussion)
- On injured list, August 9-September 14, 2016 (right elbow sprain)
- On injured list, April 6-July 12, 2017 (right elbow ulnar collateral ligament injury)
- On injured list, May 5-23, 2018 (left knee tendinitis)

## DEREK JEROME HILL'S CAREER RECORD

Year	Club	AVG	G	AB	R	H	TB	2B	3B	HR	RBI	SH	SF	HB	BB	SO	SB	CS	OBP	SLG	E
2014	GCL Tigers	.212	28	99	12	21	33	2	2	2	11	1	1	2	16	19	9	1	.331	.333	2
	Connecticut	.203	19	74	8	15	18	1	1	0	3	0	0	2	2	26	2	1	.244	.243	1
2015	West Michigan	.238	53	210	33	50	66	6	5	0	16	2	2	1	20	44	25	7	.305	.314	3
2016	West Michigan	.266	93	384	66	102	134	17	6	1	31	2	2	3	24	105	35	6	.312	.349	5
2017	GCL Tigers West#	.163	14	49	11	8	14	1	1	1	7	1	1	0	10	15	7	0	.300	.286	0
	West Michigan	.285	35	144	28	41	64	8	6	1	21	2	2	4	16	38	12	5	.367	.444	2
	Lakeland	.194	9	31	3	6	7	1	0	0	2	1	0	1	5	10	10	0	.324	.226	0
2018	Lakeland	.239	106	343	45	82	109	9	3	4	33	5	1	1	33	109	35	12	.307	.318	3
2019	Erie	.243	120	470	78	114	185	19	5	14	45	5	3	10	38	147	21	13	.311	.394	3
2020	<b>DETROIT</b>	<b>.091</b>	<b>15</b>	<b>11</b>	<b>3</b>	<b>1</b>	<b>1</b>	<b>0</b>	<b>0</b>	<b>0</b>	<b>0</b>	<b>0</b>	<b>0</b>	<b>1</b>	<b>6</b>	<b>0</b>	<b>0</b>	<b>0</b>	<b>.167</b>	<b>.091</b>	<b>1</b>
MINOR LEAGUE TOTALS		.243	477	1804	284	439	630	64	29	23	169	19	12	24	164	513	156	45	.313	.349	19
MAJOR LEAGUE TOTALS		.091	15	11	3	1	1	0	0	0	0	0	0	0	1	6	0	0	.167	.091	1

## MAJOR LEAGUE CAREER FIELDING

	G	TC	PO	A	E	DP	PCT
Outfield	10	10	9	9	1	9	.900

## MAJOR LEAGUE CAREER HIGHS

**Hits:** 1 - September 26, 2020 at Kansas City

**Home Runs:** No Major League home runs

**RBI:** No Major League RBI

**Stolen Bases:** No Major League stolen bases

**Hitting Streak:** No Major League hitting streaks







49

DEREK HOLLAND

NON-ROSTER INVITEE

HT: 6-2 WT: 215 BT: S TH: L BORN: 10/9/1986 IN NEWARK, OH

LEFTHANDED PITCHER

Opening Day Age: 34      Residence: Irving, TX  
 Major League Service: 11.105      Signed Through: 2021  
 How Obtained: Signed by the Tigers as a Minor League free agent on January 25, 2021

#### CAREER HIGHLIGHTS

- Ranks among the Texas Rangers all-time leaders in shutouts (t-5th, 8), starts (8th, 158), strikeouts (8th, 790), wins (9th, 62) and innings pitched (9th, 985.0).
- From 2011-13, ranked among the American League leaders in complete games (t-8th, 6), winning percentage (9th, .644), wins (10th, 38) and starts (t-10th, 92).

#### SEASON HIGHLIGHTS

Pitched in 12 games, including five as a starter, with the Pirates in **2020**.

- Made the 300th appearance of his Major League career on August 22 vs. Milwaukee, allowing one run in 5.0 innings and picking up his only win of the season.
- Threw a career-best 5.0 innings of relief on September 2 vs. Chicago (NL).

Split the **2019** season between San Francisco and Chicago (NL), combining for 51 appearances, including eight starts.

- Took the loss in a 5.0-inning complete game on April 20 at Pittsburgh...also singled off Jameson Taillon for his only hit of the season.
- On injured list from April 28-May 8 with a left index finger bone bruise.
- Went 1-0 with a 0.68 ERA (13.1IP/1ER) and 10 strikeouts in 10 relief outings from June 24-July 18.
- Was acquired by Chicago (NL) on July 26 and made his Cubs debut on July 27 vs. Milwaukee, retiring the only batter he faced.
- Sideline from August 24-September 3 with a left wrist contusion.

Led the Giants with 30 starts, 171.1 innings pitched and 169 strikeouts in **2018**.

- Was one of the most improved pitchers in baseball in 2018, improving his ERA by 2.63 from 2017, which was the second-largest improvement in the big leagues, according to Stats, LLC.
- Held lefthanded hitters to a .168 (24x143) batting average, which ranked third in the National League and sixth in the Majors...lefties had a .189 slugging percentage against him, which was the lowest in the Majors.
- Finished the season with 169 strikeouts, which were the fourth-most by a player in his first season with the Giants since 1900 behind Vida Blue (171 strikeouts in 1978), Johnny Cueto (198, 2016) and Sam Jones (209, 1959).
- Recorded the 1,000th strikeout of his Major League career on July 25, 2018 at Seattle (Mitch Haniger).
- Posted impressive numbers over his final 14 appearances (12 starts) of the season from July 25-September 30, compiling a 2-1 record with a 2.86 ERA (69.1IP/22ER) and 64 strikeouts.

Pitched in 29 games, including 26 as a starter, with Chicago (AL) in **2017**.

- Earned his first win of the season on April 12 at Cleveland, allowing just one hit over 6.0 scoreless innings...carried a no-hitter until the sixth inning, when Francisco Lindor led off the frame with a double.
- Faced Texas for the first time in his career on July 1 and took the loss after giving up five runs in 5.1 innings.
- Was released by the White Sox on September 5.

Completed his eighth season with the Rangers in **2016**.

- Started five games in April, posting a 3-1 record with a 2.48 ERA (29.0IP/8ER) and 18 strikeouts.
- On injured list from June 21-August 23 with left shoulder inflammation.
- Collected the first hit of his Major League career on August 23 at Cincinnati, a fifth inning single off Dan Straily.

Limited to 10 starts in **2015** after missing much of the season due to injury.



- Sidelined from April 11-August 19 with a left shoulder strain.
- Threw his eighth career shutout on August 30 vs. Baltimore, equaling a career-best with 11 strikeouts and allowing three hits...his 11 strikeouts were the most by a Ranger in a shutout since Nolan Ryan fanned 16 in his 3-0 no-hitter vs. Toronto on May 1, 1991.
- Had consecutive starts of 8.0-or-more innings allowing three hits-or-less and one-or-zero runs on August 30 vs. Baltimore and September 5 at Los Angeles (AL)...became just the fifth Texas pitcher ever to accomplish that, joining Jim Bibby (1973), Charlie Hough (1985), Nolan Ryan (1989) and Martin Perez (2014).
- Started Game 4 of the American League Division Series vs. Toronto, allowing six runs in 2.0 innings and suffering his first career postseason loss.

Spent most of the **2014** season on the injured list, but returned to pitch in six games with the Rangers in September.

- On injured list from March 3-August 30 with a left patella fracture...underwent arthroscopic surgery on January 10 to repair torn cartilage in his left knee suffered in a fall at his home on January 7.
- Became the first pitcher in the modern era to throw at least 7.0 innings with one-or-zero runs allowed and no walks over his first three starts of a season...joined Fergie Jenkins (May 8-June 7, 1979) as the only pitchers in Rangers history with a streak of that kind at any point in a season.
- Picked up the 50th win of his Major League career on September 7 vs. Seattle.
- Selected Rangers Player of the Month for September after posting a 2-0 record with a 1.46 ERA (37.0IP/6ER) and 25 strikeouts...led all American League pitchers (min. 25.0 innings) in ERA.

Established career highs in starts (33), ERA (3.42), innings pitched (213.0) and strikeouts in **2013** with Texas.

- Ranked tied for third in the American League in shutouts (2), while he was eighth in innings pitched, tied for ninth in quality starts (22), 10th in strikeouts and strikeouts per 9.0 innings (8.0).
- His 189 strikeouts were the second-most ever by a Texas southpaw, trailing only C.J. Wilson, who fanned 206 batters in 2011.
- Posted career bests with a 2.95 strikeout-to-walk ratio and an average of 0.85 home runs allowed per 9.0 innings...matched Jon Matlack's (1980) club record with 14 no decisions.
- Recorded three starts of 7.0-or-more innings while allowing two hits-or-less, tied for the most in the AL and the most by a Ranger since Nolan Ryan had four such starts in 1991.
- Struck out 44 batters in May, the second-highest total by a Rangers left hander in any month, trailing only Cliff Lee's 47 strikeouts in August, 2010.
- Tossed a two-hit shutout on June 27 at New York (AL), becoming the first southpaw to blank the Yankees in New York on two hits-or-less since Seattle's Mark Young on June 3, 1983.
- Pitched for Team USA in the World Baseball Classic, starting the win-or-go home matchup vs. Canada on March 10 in Phoenix.

Spent the entire **2012** season with Texas, pitching in 29 games, including 27 starts.

- Held opponents to a .228 road batting average, third-best among American League qualifiers behind Yu Darvish (.209) and Miguel Gonzalez (.214).
- On injured list from June 6-July 7 with left shoulder inflammation.
- Finished the season strong, posting a 5-0 record with a 3.88 ERA over his final 10 starts...worked at least 7.0 innings while allowing two-or-fewer runs over four consecutive starts from September 2-19.

Won a career-high 16 games in **2011** with the Rangers.

- Ranked third in the American League with a .762 winning percentage, while he was tied for fourth with 16 wins, four shutouts and four complete games.
- His 16 victories were the most in Washington/Texas franchise history by any player under the age of 25, while his .762 winning percentage ranked fourth in club history.
- His four shutouts were a Rangers record for a left hander...all four shutouts came in an 11-start span, including three in five starts from July 7-30...had back-to-back shutouts on July 7 vs. Oakland and July 14 at Seattle.
- Was 2-0 with a 3.48 ERA (20.2IP/8ER) over four postseason starts...earned wins in Game 2 of the AL Division Series vs. Tampa Bay and Game 4 of the World Series vs. St. Louis.
- Threw 8.1 scoreless innings with two hits allowed in the Game 4 victory over the Cardinals, becoming the first pitcher to post those numbers in the World Series since Pittsburgh's Nelson Briles (2H/9.0IP) in Game 5 of the 1971 World Series vs. Baltimore...at 25 years and 14 days old, became the third-youngest starter in World Series history with 8.0 scoreless innings on two hits-or-less.

Split the **2010** season between Triple A Oklahoma City and Texas.

- Named Pacific Coast League Pitcher of the Week for the period from April 12-18.
- Allowed two earned runs-or-less in each of his first six starts of the season with Oklahoma City, compiling a 4-1 record with a 0.93 ERA (38.2IP/4ER) and 37 strikeouts.
- Threw 6.0 shutout innings in his season debut for the Rangers on May 12 vs. Oakland.
- Sidelined from May 31-August 1 with left rotator cuff inflammation.



- Made two appearances in each round of the playoffs, recording a 4.76 ERA (11.1IP/6ER)...threw 5.2 scoreless innings to earn the win in Game 4 of the American League Championship Series at New York (AL).

Made his Major League debut in **2009** with Texas, appearing in 33 games, including 21 starts.

- Made his big league debut on April 22 at Toronto, throwing 2.2 scoreless innings and stranding all three runners after entering the game with the bases loaded.
- Earned his first Major League win on May 12 vs. Seattle, throwing 1.2 scoreless innings in relief.
- Set a franchise record for strikeouts by a rookie left hander on July 30 at Seattle, fanning 10 batters in 8.2 innings.
- Recorded a three-hit shutout on August 9 at Los Angeles (AL)...at 22 years and 307 days old, he became the youngest lefty in club history at the time of his first shutout and the youngest to record a shutout since Edwin Correa on May 2, 1986 at New York (AL).
- Ranked as the No. 2 prospect in the Rangers organization and the No. 31 prospect overall by *Baseball America*...also rated as possessing the best changeup and the best control in the Texas Minor League system.

Saw action at three different levels of the Rangers Minor League system in **2008**.

- Selected the Rangers Minor League Pitcher of the Year, leading all Texas Minor Leaguers in ERA and strikeouts, while he was tied for first in wins.
- Named a Midwest League midseason All-Star and to *Baseball America's* Minor League All-Star Team and Low Class-A All Star Team.
- Earned Rangers Minor League Pitcher of the Month honors for June (2-0, 1.63), July (3-1, 1.66) and August (3-0, 2.03).
- Tabbed California League Pitcher of the Week for the period from June 14-20, while he was Texas League Pitcher of the Week for the week of August 11-17.
- Started three games for Double A Frisco in the TL playoffs and went 1-1 with a 0.44 ERA (20.2IP/1ER).
- Ranked as the No. 9 prospect in the Midwest League by *Baseball America*.

Completed his first professional season in **2007** with Single A Spokane.

- Finished second in the Northwest League with 83 strikeouts and fifth with a 3.22 ERA (67.0IP/24ER).
- Led the team in strikeouts, while he was second in innings, tied for second in starts (14) and third in wins (4).
- Averaged 11.15 strikeouts per 9.0 innings and held opponents to a .224 batting average.

#### IN THE COMMUNITY

- In early 2015, launched the 60 Feet 6 Foundation, a non-profit organization founded to help raise awareness and continue to fight against leukemia, specifically pediatric forms of the disease.

#### PERSONAL/MISCELLANEOUS

- Goes by the nickname Dutch Oven, a nickname inspired by a Texas Rangers fan's sign he spotted in the stands in 2009, his first year in the Majors that read "Dutch Oven bringing the heat."
- Is a rabid Michigan fan, growing up rooting for Desmond Howard and Charles Woodson.
- Is known for doing impressions of former broadcaster Harry Caray, actor Arnold Schwarzenegger and Kermit the Frog.

#### TRANSACTIONS

- Selected by Texas in the 25th round of the 2006 MLB Draft out of Wallace State Community College (AL)
- On injured list, May 31-August 1, 2010 (left rotator cuff inflammation)
- On injured list, June 6-July 7, 2012 (left shoulder inflammation)
- On injured list, March 3-August 30, 2014 (left patella fracture)
- On injured list, April 11-August 19, 2015 (left shoulder strain)
- On injured list, June 21-August 23, 2016 (left shoulder inflammation)
- Signed by Chicago (AL) as a free agent on December 14, 2016
- Signed by San Francisco as a Minor League free agent on February 14, 2018
- Signed by San Francisco as a free agent on January 14, 2019
- On injured list, April 28-May 8, 2019 (left index finger bone bruise)
- Acquired by Chicago (NL) from San Francisco in exchange for cash considerations on July 26, 2019
- On injured list, August 24-September 3, 2019 (left wrist contusion)
- Signed by Pittsburgh as a Minor League free agent on January 31, 2020
- Signed by the Tigers as a Minor League free agent on January 25, 2021

#### QUALIFICATIONS FOR LEAGUE BATTING AND PITCHING TITLES

A batting champion is determined each season in each league by the highest batting average (number of hits divided by the number of at-bats) based on a minimum of 502 plate appearances, which may include walks, sacrifice flies and hit by pitch.

The pitching champion is determined in each league by the lowest earned run average (number of earned runs multiplied by nine, then divided by innings pitched) with a minimum of 162.0 innings pitched.



## 2021 TIGERS

### DEREK LANE HOLLAND'S CAREER RECORD

Year	Club	W-L	ERA	G	GS	CG	SHO	SV	IP	H	TBF	R	ER	HR	HB	BB	SO	WP	BK	AVG
2007	Spokane	4-5	3.22	16	14	0	0	0	67.0	57	284	33	24	7	6	21	83	7	0	.224
2008	Clinton	7-0	2.40	17	17	0	0	0	93.2	77	376	30	25	2	2	29	91	3	0	.228
	Bakersfield	3-1	3.19	5	5	0	0	0	31.0	20	114	12	11	1	1	5	37	1	1	.185
2009	Frisco	3-0	0.69	4	4	0	0	0	26.0	14	94	4	2	0	0	6	29	0	0	.163
	Oklahoma City	0-1	9.00	1	1	0	0	0	4.0	5	17	4	4	1	0	3	5	0	0	.357
2010	Texas	<b>8-13</b>	<b>6.12</b>	<b>33</b>	<b>21</b>	<b>1</b>	<b>1</b>	<b>0</b>	<b>138.1</b>	<b>160</b>	<b>611</b>	<b>98</b>	<b>94</b>	<b>26</b>	<b>4</b>	<b>47</b>	<b>107</b>	<b>3</b>	<b>3</b>	<b>.288</b>
	AZL Rangers#	0-0	0.00	1	1	0	0	0	3.0	0	10	0	0	0	0	0	6	1	0	.000
	Oklahoma City	6-2	1.87	11	11	0	0	0	62.2	50	254	17	13	5	2	18	51	2	0	.216
2011	Texas	<b>3-4</b>	<b>4.08</b>	<b>14</b>	<b>10</b>	<b>0</b>	<b>0</b>	<b>0</b>	<b>57.1</b>	<b>55</b>	<b>253</b>	<b>30</b>	<b>26</b>	<b>6</b>	<b>4</b>	<b>24</b>	<b>54</b>	<b>0</b>	<b>1</b>	<b>.247</b>
	Texas	<b>16-5</b>	<b>3.95</b>	<b>32</b>	<b>32</b>	<b>4</b>	<b>4</b>	<b>0</b>	<b>198.0</b>	<b>201</b>	<b>843</b>	<b>97</b>	<b>87</b>	<b>22</b>	<b>6</b>	<b>67</b>	<b>162</b>	<b>2</b>	<b>1</b>	<b>.262</b>
2012	Round Rock#	0-2	6.00	2	2	0	0	0	9.0	11	37	6	6	4	0	2	5	0	0	.324
	Texas	<b>12-7</b>	<b>4.67</b>	<b>29</b>	<b>27</b>	<b>0</b>	<b>0</b>	<b>0</b>	<b>175.1</b>	<b>162</b>	<b>730</b>	<b>100</b>	<b>91</b>	<b>32</b>	<b>3</b>	<b>52</b>	<b>145</b>	<b>1</b>	<b>0</b>	<b>.243</b>
2013	Texas	<b>10-9</b>	<b>3.42</b>	<b>33</b>	<b>33</b>	<b>2</b>	<b>2</b>	<b>0</b>	<b>213.0</b>	<b>210</b>	<b>894</b>	<b>90</b>	<b>81</b>	<b>20</b>	<b>3</b>	<b>64</b>	<b>189</b>	<b>9</b>	<b>1</b>	<b>.259</b>
	Frisco#	0-0	0.00	2	2	0	0	0	5.0	3	19	0	0	0	0	2	8	0	0	.176
2014	Round Rock#	2-1	5.87	4	4	0	0	0	15.1	20	75	15	10	5	0	8	19	0	0	.308
	Texas	<b>2-0</b>	<b>1.46</b>	<b>6</b>	<b>5</b>	<b>0</b>	<b>0</b>	<b>0</b>	<b>37.0</b>	<b>34</b>	<b>145</b>	<b>8</b>	<b>6</b>	<b>0</b>	<b>0</b>	<b>5</b>	<b>25</b>	<b>1</b>	<b>0</b>	<b>.248</b>
2015	Frisco#	0-0	8.10	1	1	0	0	0	3.1	7	18	3	3	1	0	1	5	0	0	.412
	Round Rock#	0-1	5.19	3	3	0	0	0	8.2	9	40	6	5	0	0	5	14	1	0	.257
2016	Texas	<b>4-3</b>	<b>4.91</b>	<b>10</b>	<b>10</b>	<b>1</b>	<b>1</b>	<b>0</b>	<b>58.2</b>	<b>59</b>	<b>245</b>	<b>32</b>	<b>32</b>	<b>11</b>	<b>5</b>	<b>17</b>	<b>41</b>	<b>1</b>	<b>0</b>	<b>.269</b>
	Round Rock#	0-0	4.50	3	3	0	0	0	10.0	11	46	5	5	1	1	4	8	0	0	.268
2017	Texas	<b>7-9</b>	<b>4.95</b>	<b>22</b>	<b>20</b>	<b>0</b>	<b>0</b>	<b>0</b>	<b>107.1</b>	<b>116</b>	<b>461</b>	<b>62</b>	<b>59</b>	<b>15</b>	<b>2</b>	<b>35</b>	<b>67</b>	<b>2</b>	<b>0</b>	<b>.276</b>
	Chicago (AL)	<b>7-14</b>	<b>6.20</b>	<b>29</b>	<b>26</b>	<b>0</b>	<b>0</b>	<b>0</b>	<b>135.0</b>	<b>156</b>	<b>626</b>	<b>106</b>	<b>93</b>	<b>31</b>	<b>8</b>	<b>75</b>	<b>104</b>	<b>7</b>	<b>0</b>	<b>.290</b>
2018	San Francisco	7-9	3.57	36	30	0	0	0	171.1	154	727	74	68	19	4	67	169	2	1	.241
2019	South Bend	0-0	10.80	1	0	0	0	0	1.2	2	7	2	2	1	0	0	2	0	0	.286
	San Francisco	2-4	5.90	31	7	1	0	0	68.2	68	308	49	45	17	4	35	71	0	0	.261
2020	Chicago (NL)	<b>0-1</b>	<b>6.89</b>	<b>20</b>	<b>1</b>	<b>0</b>	<b>0</b>	<b>0</b>	<b>15.2</b>	<b>14</b>	<b>68</b>	<b>12</b>	<b>12</b>	<b>3</b>	<b>0</b>	<b>10</b>	<b>11</b>	<b>1</b>	<b>0</b>	<b>.246</b>
	Pittsburgh	<b>1-3</b>	<b>6.86</b>	<b>12</b>	<b>5</b>	<b>0</b>	<b>0</b>	<b>0</b>	<b>40.2</b>	<b>42</b>	<b>179</b>	<b>33</b>	<b>31</b>	<b>12</b>	<b>3</b>	<b>15</b>	<b>45</b>	<b>2</b>	<b>1</b>	<b>.261</b>
MINOR LEAGUE TOTALS		25-13	2.91	71	68	0	0	0	340.1	286	1391	137	110	28	12	104	363	15	1	.227
AL TOTALS		69-64	4.57	208	184	8	8	0	1120.0	1153	4808	623	569	163	35	386	894	26	6	.266
NL TOTALS		10-17	4.74	99	43	1	0	0	296.1	278	1282	168	156	51	11	127	296	5	2	.248
MAJOR LEAGUE TOTALS		79-81	4.61	307	227	9	8	0	1416.1	1431	6090	791	725	214	46	513	1190	31	8	.262

### MAJOR LEAGUE CAREER FIELDING

	G	TC	PO	A	E	DP	PCT
Pitcher	307	245	54	166	25	7	.898

### MAJOR LEAGUE CAREER HIGHS

**Longest Winning Streak in Games with Decision:** 7 - August 26, 2011-April 18, 2012  
**Longest Losing Streak in Games with Decision:** 5 (twice) - last, June 20-August 2, 2017  
**Strikeouts:** 11 (twice) - last, August 30, 2015 vs. Baltimore  
**Walks:** 7 - August 8, 2017 vs. Houston  
**Innings (starter):** 9.0 (eight times) - last, August 30, 2015 vs. Baltimore  
**Innings (relief):** 5.0 - September 2, 2020 vs. Chicago (NL)  
**Low-Hit Game (CG):** 2 - June 27, 2013 at New York (AL)

## CLOSING TIME

Jose Valverde established the Tigers single-season record with 49 saves for the club during the 2011 season. Todd Jones is the only pitcher in club history to register 30-or-more saves in a single season five different times and he holds three of the top seven single-season saves totals in Tigers history. The following is a list of the top 10 single-season saves totals in club history:

Rank	Player	Year	Saves
1	Jose Valverde	2011	49
2	Francisco Rodriguez	2016	44
3	Todd Jones	2000	42
4	John Hiller	1973	38
	Todd Jones	2007	38
6	Todd Jones	2006	37
	Fernando Rodney	2009	37
8	Jose Valverde	2012	35
	Joe Nathan	2014	35
10	Guillermo Hernandez	1984	32
	Shane Greene	2018	32





# 77

## JOE JIMÉNEZ

HT: 6-3 WT: 272 BT: R TH: R BORN: 1/17/1995 IN SAN JUAN, PR

**RIGHTHANDED PITCHER**

Opening Day Age: 26      Residence: Davenport, FL  
Major League Service: 3.077      Signed Through: 2021  
How Obtained: Signed by the Tigers as a non-drafted free agent on  
June 24, 2013

### CAREER HIGHLIGHTS

- Named to the American League All-Star Team in **2018**.
- Selected to participate in the Futures Game prior to the Major League Baseball All-Star Game in **2015** at Great American Ball Park in Cincinnati and in **2016** at PETCO Park in San Diego -- threw 0.2 scoreless innings with one strikeout in **2015**, while he tossed 0.1 shutout innings in **2016**.
- Named the Tigers Minor League Pitcher of the Year in **2015** and **2016**.

### SEASON HIGHLIGHTS

Appeared in 25 games out of the bullpen for the Tigers in **2020**, posting a combined 1-3 record with five saves and a 7.15 ERA (22.2IP/18ER)...allowed 25 hits, six walks, seven home runs and five hit batters, while striking out 22.

- Entered **2020** tossing the ninth inning, and became the first Tigers closer to ever record four saves in the club's opening six games of a season.
- Allowed just three earned runs over 10 outings to close the season, dating back to September 7...over that span he posted a 2.61 ERA (10.1IP/3ER) on nine hits and no walks, while punching out nine...had an average fastball velocity of 94.7 MPH over that stretch, compared to 93.9 in the 15 appearances to start the season.
- Since initially becoming Detroit's closer on August 1, 2019, he has converted 14-of-16 save opportunities and posted a 3.68 ERA (14.2IP/6ER), allowing 16 hits and four walks, while striking out 16...has struggled in 28 non-save opportunities over that span, going 3-3 with a 6.31 ERA (25.2IP/18ER), allowing 28 hits and eight walks, while punching out 29.

Established single-season career highs with nine saves and 82 strikeouts in **2019**.

- Racked up 82 strikeouts over 59.2 innings pitched, posting a 12.37 strikeouts per nine innings rate...that figure ranked seventh among American League relievers (min. 59.0 IP) and established his single-season career high, which was previously 11.20 in **2018**.
- Moved to the closer role following the trade of Shane Greene and successfully converted nine-of-10 save opportunities in August and September.
- Finished the season on a strong note, posting a 1-0 record with five saves, a 1.00 ERA (9.0IP/1ER) and 12 strikeouts in nine September outings.

Led the Tigers with a career-high 68 appearances in **2018**.

- Named to the American League All-Star Team for the first time in his career...tossed a scoreless third of an inning and earned a hold, striking out the only batter he faced...at 23 years old, he was the youngest Tigers All-Star since 1992, when Travis Fryman was selected to the All-Star Team at the age of 23.
- Ranked tied for fifth in the American League with 23 holds.
- Picked up his first career Major League win on April 5 at Chicago (AL), pitching a scoreless inning in relief.
- Began the season by not allowing an earned run in his first 10 appearances from March 30-April 22, tossing 9.2 innings.
- Posted a 2.70 ERA (13.1IP/4ER) with 17 strikeouts in 16 appearances during May.
- Earned his first career Major League save on June 2 vs. Toronto, pitching a perfect ninth inning.
- Made 46 appearances prior to the All-Star break, which were the fifth-most in franchise history and the most since C.J. Nitkowski pitched in 47 games before the All-Star break in 1999.
- Appeared in eight games during September and had a 1-0 record with a 2.35 ERA (7.2IP/2ER) and 13 strikeouts.
- Ranked as the No. 15 prospect in the Tigers organization by *Baseball America*.

Saw the first Major League action of his career in **2017**, making 24 appearances for the Tigers.

- Appeared in four games with Team Puerto Rico in the World Baseball Classic and had a 0.00 ERA (3.0IP/0ER) with two strikeouts.



## 2021 TIGERS

- Made his Major League debut on April 13 vs. Minnesota, throwing a scoreless inning with one strikeout... struck out Byron Buxton for his first Major League strikeout.
- Sidelined from May 5-June 15 with a lumbar spine strain.
- Threw 17.0 consecutive scoreless innings with Triple A Toledo from June 25-July 28...during the streak, he struck out 20 batters, while only allowing nine hits in 16 games.
- Rated as the No. 11 prospect in the Detroit player development system by *Baseball America*.

Successfully converted 30-of-31 save opportunities in **2016** as he was named the Tigers Minor League Pitcher of the Year for the second consecutive season.

- Ranked tied for second among all Minor Leaguers with 30 saves.
- Selected to *Baseball America's* Minor League All-Star Team and named a Florida State League midseason All-Star.
- Struck out multiple batters in 11 of his 17 appearances with Single A Lakeland.
- Did not allow a run in his first nine outings with Double A Erie, extending his scoreless streak to begin the season to 26 appearances, a stretch that spanned 26.1 innings...had his scoreless streak snapped on June 25 at Hartford, allowing a run on two hits with one walk and two strikeouts in an inning.
- Named the Tigers Minor League Pitcher of the Month for June after compiling a 3-0 record with five saves, a 0.82 ERA (11.0IP/1ER), seven hits allowed, three walks and 20 strikeouts in 11 games with Erie.
- Started the season by successfully converting 20 straight saves from April 12-July 17...suffered his first blown save of the season on July 22 at Bowie, giving up two runs on three hits with one walk and one strikeout in 0.2 innings.
- Rated as the seventh-best prospect in the Tigers organization by *Baseball America*.

Named the Tigers Minor League Pitcher of the Year for **2015**.

- Selected to the Midwest League midseason All-Star Team.
- Ranked third in the Midwest League with 34 games finished, while he was fifth with 17 saves.
- Threw an inning-or-more in nine appearances, including six outings of 2.0 innings.
- Sidelined from April 18-25 with a left back strain.
- Did not allow a run in nine of his first 10 appearances from April 11-May 15 -- posted three saves with a 1.00 ERA (9.0IP/1ER) and 17 strikeouts during the stretch.
- Recorded nine consecutive scoreless outings from May 25-June 25 -- a stretch that spanned 10.1 innings.
- Posted a 2-0 record with 10 saves, a 0.86 ERA (21.0IP/2ER) and 26 strikeouts over his final 18 appearances from July 1-September 6.
- Closed the season by converting 14 consecutive save opportunities from June 4-September 6.
- Pitched for Gigantes de Carolina in the Puerto Rico Winter League and had a 0-2 record with six saves, a 2.60 ERA (17.1IP/5ER) and 23 strikeouts in 18 appearances.
- Ranked as the No. 14 prospect in the Tigers system by *Baseball America*.

Pitched in 23 games with Single A Connecticut in **2014**.

- Made eight appearances during July and went 1-0 with two saves, a 1.59 ERA (11.1IP/2ER) and 15 strikeouts.
- Recorded eight straight scoreless outings from July 20-August 13.
- Appeared in 12 games with Gigantes de Carolina in the Puerto Rico Winter League and had two saves with a 0.00 ERA (12.2IP/0ER) and 15 strikeouts -- allowed just three hits in 12.2 innings, holding opponents to an .081 batting average.
- Ranked as the No. 19 prospect in the New York-Penn League by *Baseball America*.

Made eight appearances with the GCL Tigers in his first season of professional baseball in **2013**.

- Made his professional debut on July 3 at the GCL Pirates, throwing a scoreless inning with a strikeout.
- Won three consecutive appearances from July 17-29 -- did not allow a run in 11.1 innings over the three-start stretch.

### TRANSACTIONS

- Signed by the Tigers as a non-drafted free agent on June 24, 2013 (signing scouts: Rolando Casanova and German Geigel)
- On injured list, April 18-25, 2015 (left back strain)
- On injured list, May 5-June 15, 2017 (lumbar spine strain)

### TIGERS TO PLAY ALL NINE POSITIONS IN ONE GAME

Andrew Romine played all nine defensive positions on September 30, 2017 at Minnesota, becoming the second Tiger and the fifth player in Major League Baseball history to accomplish the feat. Romine joined Detroit's Shane Halter (October 1, 2000 vs. Minnesota), Texas' Scott Sheldon (September 6, 2000 at Chicago (AL)), Minnesota's Cesar Tovar (September 22, 1968 vs. Oakland), and Kansas City's Bert Campaneris (September 8, 1965 vs. California) as players that have played all nine defensive positions in a Major League game. Romine started the game in left field and then moved to center field, right field, third base, shortstop, second base, catcher, back to second base, pitcher and finished the game at first base.



## JOE ALEXANDER JIMÉNEZ'S CAREER RECORD

Year	Club	W-L	ERA	G	GS	CG	SHO	SV	IP	H	TBF	R	ER	HR	HB	BB	SO	WP	BK	AVG
2013	GCL Tigers	3-0	0.50	8	0	0	0	1	18.0	9	68	1	1	0	0	6	24	0	0	.155
2014	Connecticut	3-2	2.70	23	0	0	0	4	26.2	22	110	10	8	1	2	6	41	4	0	.218
2015	West Michigan	5-1	1.47	40	0	0	0	17	43.0	23	162	8	7	2	0	11	61	2	0	.153
2016	Lakeland	0-0	0.00	17	0	0	0	10	17.1	5	63	0	0	0	2	5	28	0	0	.089
	Erie	3-2	2.18	21	0	0	0	12	20.2	12	80	5	5	0	0	8	34	1	0	.171
	Toledo	0-1	2.30	17	0	0	0	8	15.2	9	60	5	4	1	0	4	16	0	0	.164
2017	Lakeland#	0-0	0.00	1	1	0	0	0	1.0	1	5	0	0	0	0	0	1	1	0	.200
	Toledo	1-1	1.44	26	0	0	0	4	25.0	19	102	4	4	1	0	12	36	0	0	.213
	<b>DETROIT</b>	<b>0-2</b>	<b>12.32</b>	<b>24</b>	<b>0</b>	<b>0</b>	<b>0</b>	<b>0</b>	<b>19.0</b>	<b>31</b>	<b>99</b>	<b>28</b>	<b>26</b>	<b>4</b>	<b>2</b>	<b>9</b>	<b>17</b>	<b>0</b>	<b>0</b>	<b>.356</b>
2018	<b>DETROIT</b>	<b>5-4</b>	<b>4.31</b>	<b>68</b>	<b>0</b>	<b>0</b>	<b>0</b>	<b>3</b>	<b>62.2</b>	<b>53</b>	<b>267</b>	<b>34</b>	<b>30</b>	<b>5</b>	<b>3</b>	<b>22</b>	<b>78</b>	<b>3</b>	<b>0</b>	<b>.222</b>
2019	<b>DETROIT</b>	<b>4-7</b>	<b>4.37</b>	<b>66</b>	<b>0</b>	<b>0</b>	<b>0</b>	<b>9</b>	<b>59.2</b>	<b>56</b>	<b>257</b>	<b>33</b>	<b>29</b>	<b>13</b>	<b>4</b>	<b>23</b>	<b>82</b>	<b>1</b>	<b>1</b>	<b>.243</b>
2020	<b>DETROIT</b>	<b>1-3</b>	<b>7.15</b>	<b>25</b>	<b>0</b>	<b>0</b>	<b>0</b>	<b>5</b>	<b>22.2</b>	<b>25</b>	<b>101</b>	<b>19</b>	<b>18</b>	<b>7</b>	<b>5</b>	<b>6</b>	<b>22</b>	<b>1</b>	<b>0</b>	<b>.284</b>
MINOR LEAGUE TOTALS		15-7	1.56	153	1	0	0	56	167.1	100	650	33	29	5	4	52	241	8	0	.171
MAJOR LEAGUE TOTALS		10-16	5.65	183	0	0	0	17	164.0	165	724	114	103	29	14	60	199	5	1	.256

## MAJOR LEAGUE CAREER FIELDING

	G	TC	PO	A	E	DP	PCT
Pitcher	183	13	7	4	2	1	.846

## MAJOR LEAGUE CAREER HIGHS

**Longest Winning Streak in Games with Decision:** 3 - April 5-June 13, 2018

**Longest Losing Streak in Games with Decision:** 5 - May 21-June 30, 2019

**Strikeouts:** 3 (10 times) - last, June 27, 2019 vs. Texas

**Walks:** 3 (twice) - last, April 10, 2019 vs. Cleveland

**Innings (starter):** No Major League starts

**Innings (reliever):** 2.0 - August 12, 2017 vs. Minnesota



21

JaCOBY JONES

HT: 6-2 WT: 201 BT: R TH: R BORN: 5/10/1992 IN CHICKASHA, OK

## OUTFIELDER

Opening Day Age: 28

Residence: Richton, MS

Major League Service: 3.125

Signed Through: 2021

**How Obtained:** Acquired by the Tigers from Pittsburgh in exchange for Joakim Soria on July 30, 2015.

## SEASON HIGHLIGHTS

Played in 30 games for the Tigers in **2020**, though he finished the season on the injured list with a left hand fracture...slashed .286/.333/.515 on the season with nine doubles, five homers and 14 RBI.

- Was one of the hottest hitters in the American League to start the season, posting hits in nine of his first 13 contests...was 14x42 over that span, with nine extra-base hits and 12 RBI.
- Among qualified AL hitters between Opening Day and August 10, he ranked first in slugging percentage (.786), tied for fourth in extra-base hits (9), tied for fifth in home runs (5) and sixth in batting average (.333).
- Hit an inside-the-park home run on August 10 vs. Chicago (AL), finishing the contest 1x3 with a run scored and pair of RBI...was club's first inside-the-park home run since Nick Castellanos had one on August 22, 2017 vs. New York (AL) and the first at Comerica Park since Whit Merrifield on August 9, 2019.
- Had knocks in seven of nine games from August 19-30...hit .273/.286/.333 with six runs scored, two doubles and an RBI over that span.

Limited to 88 games in **2019** due to three separate stints on the injured list.

- Sidelined from March 25-April 11 with a left A/C joint sprain.
- Had a career-long, 12-game hitting streak from May 24-June 6, hitting .419/.468/.698 with four doubles, one triple, two home runs and eight RBI...had six multi-hit efforts during the streak.
- Posted the second multi-homer game of his big league career and drove in a career-best five runs on June 8 vs. Minnesota.
- Belted the second leadoff homer of his Major League career on June 23 at Cleveland.
- Hit .354/.410/.646 with nine doubles, two triples, five home runs and 15 RBI over 27 games from May



## 2021 TIGERS

24-June 25...led the American League in batting average (min. 95 at-bats) over that span, while he was third in on-base percentage and slugging percentage.

- Named the Tigers Player of the Month for June after hitting .291/.351/.547 with eight doubles, one triple, four home runs and nine RBI in 25 games.
- Sidelined from July 4-19 with a lumbar spine strain.
- Placed on the injured list on August 9 with a left wrist fracture and missed the rest of the season.

Completed his first full season at the Major League level in **2018**, appearing in 129 games.

- Named the Detroit Tigers winner of the MLBPA's Heart and Hustle Award.
- Hit the first walk-off home run of his big league career in the first game of the doubleheader on April 20 vs. Kansas City.
- Hit the first leadoff home run of his Major League career on May 15 vs. Cleveland.
- Committed his first error of the season on August 4 at Oakland, snapping his errorless streak at 104 consecutive games, dating back to September 11, 2017.
- Sidelined from August 13-27 with a right hamstring strain.

Combined to play in 146 games between Detroit and Triple A Toledo in **2017**.

- Made an Opening Day roster at the Major League level for the first time in his career.
- Hit the first home run of his Major League career on April 4 at Chicago (AL) with a three-run blast off of José Quintana -- became the first Tigers rookie to homer on Opening Day since Kirk Gibson in 1980.
- Notched the first triple of his Major League career on April 13 vs. Minnesota.
- Sidelined from April 23-May 7 with a left lip laceration.
- Recorded his first career multi-home run game on September 5 vs. Kansas City...finished with a career-high three RBI for the second time during the season.
- Had his consecutive errorless streak to begin his Major League career snapped at 47 games on September 11 at Cleveland.
- Ranked as the sixth-best prospect in the Tigers organization by *Baseball America*.

Spent most of the **2016** season in the Minors, splitting the year between Double A Erie and Triple A Toledo before making his Major League debut late in the season.

- On restricted list from April 7-May 17.
- Named the Eastern League Player of the Week for the week ending May 29 after hitting .357/.441/.929 with five runs scored, two triples, four home runs and 14 RBI.
- Hit safely in 11 of his first 12 games with Toledo from June 6-17 -- batted .333/.380/.600 with five runs scored, two doubles, two triples, two home runs and seven RBI during the 12-game stretch.
- Made his Major League debut on August 30 vs. Chicago (AL), going 2x4 with a run scored, a double and two RBI -- became the first Tiger to record two-or-more hits and drive in two-or-more runs in his Major League debut since Hank Reibe on August 26, 1942 at Philadelphia.
- Recorded two doubles and scored two runs in the second game of his Major League career on August 31 vs. Chicago (AL) -- became the first Tiger to record multiple hits in the first two games of his Major League career since Alex Avila had three straight multi-hit games from August 6-11, 2009.
- Appeared in 21 games with the Salt River Rafters in the Arizona Fall League and hit .329/.391/.427 with 11 runs scored, five doubles, one home run and 13 RBI -- was named to the Arizona Fall League's All-Prospect Team.
- Ranked as the No. 5 prospect in the Tigers Minor League system by *Baseball America*.

Began the **2015** season in the Pittsburgh Pirates organization, before being acquired by the Tigers on July 30.

- Named to the Florida State League midseason All-Star Team.
- Hit safely in 12-of-13 games from April 30-May 13 -- finished the stretch hitting .339/.397/.375 with seven runs scored, two doubles and nine RBI.
- Hit three home runs and drove in a season-high five runs on August 2 at New Britain -- became the first Erie player to hit three homers in a game since Tony Plagman on May 12, 2012 vs. Altoona.
- Played for Scottsdale in the Arizona Fall League following the season -- hit .280/.333/.400 with nine runs scored, two home runs and four RBI.
- Selected to play in the Arizona Fall League's Rising Stars Game and was named the Arizona Fall League Player of the Week for the week ending October 18, 2015.
- Rated as the No. 13 prospect in the Pirates organization and the 20th-best prospect in the Florida State League by *Baseball America*.

Spent the entire **2014** season with Single A West Virginia, playing in 117 games.

- Named to the South Atlantic League postseason All-Star Team and was tabbed as the SAL's top shortstop by MiLB.com at the end of the season.
- Ranked second in the South Atlantic League with 23 home runs and 19.35 at bats per home run, while he was fourth with a .503 slugging percentage and fifth with 224 total bases -- his 23 home runs were the second most in West Virginia franchise history.





- Stole one base in six straight games from May 17-23.
- Sidelined from June 21-28 with left knee inflammation.
- Homered in three straight games from July 4-6, including a pair of home runs on July 6 at Greensboro -- also hit two home runs on August 13 vs. Augusta.
- Named the South Atlantic League Player of the Week for the week ending July 6 after batting .500/.538/1.167 with seven runs scored, one double, five home runs and seven RBI in six games during the week.
- Recorded a 17-game hitting streak from June 20-July 16 -- hit .468/.507/.839 with 15 runs scored, two doubles, seven home runs and 15 RBI.
- Sidelined from August 20-28 with left stomach disease.
- Named the No. 19 prospect in the Pirates organization by *Baseball America*.

Limited to 15 games with Single A Jamestown in his first professional season in **2013** due to injury.

- Sidelined from July 21-September 12 with a right knee sprain.
- Had a season-high four hits on July 6 at Auburn.

**AMATEUR HIGHLIGHTS**

- Named second team All-SEC as a junior in **2013** at Louisiana State University after hitting .294/.390/.448 with 42 runs scored, 11 doubles, one triple, six home runs and 31 RBI in 59 games.
- Selected a freshman All-American in **2011** after hitting .338/.395/.467 with 36 runs scored, 11 doubles, one triple, four home runs and 32 RBI in 56 games.

**TRANSACTIONS**

- Selected by Houston in the 19th round of the 2010 MLB Draft, but did not sign
- Selected by Pittsburgh in the third round of the 2013 MLB Draft out of Louisiana State University
- On injured list, July 21-September 12, 2013 (right knee sprain)
- On injured list, June 21-28, 2014 (left knee inflammation)
- On injured list, August 20-28, 2014 (left stomach disease)
- Acquired by the Tigers from Pittsburgh in exchange for Joakim Soria on July 30, 2015
- On restricted list, April 7-May 17, 2016
- On injured list, April 23-May 7, 2017 (left lip laceration)
- On injured list, August 13-27, 2018 (right hamstring strain)
- On injured list, March 25-April 11, 2019 (left A/C joint sprain)
- On injured list, July 4-19, 2019 (lumbar spine strain)
- On injured list, August 9-October 31, 2019 (left wrist fracture)
- On injured list, September 2-October 28, 2020 (left hand fracture)

**JACOBY MYLON JONES' CAREER RECORD**

Year	Club	AVG	G	AB	R	H	TB	2B	3B	HR	RBI	SH	SF	HB	BB	SO	SB	CS	OBP	SLG	E
2013	Jamestown	.311	15	61	14	19	28	2	2	1	10	0	1	2	3	14	3	2	.358	.459	2
2014	West Virginia	.288	117	445	72	128	224	21	3	23	70	3	8	12	33	132	17	9	.347	.503	24
2015	Bradenton	.253	93	379	48	96	150	18	3	10	58	4	5	4	31	113	14	4	.313	.396	14
	Altoona	.500	3	10	2	5	5	0	0	2	0	0	0	0	1	0	1	0	.545	.500	0
	Erie	.250	37	136	26	34	63	7	2	6	20	0	5	2	17	52	10	3	.331	.463	4
2016	Erie	.312	20	77	11	24	46	6	2	4	20	0	1	1	10	23	2	1	.393	.597	1
	Toledo	.243	79	292	33	71	104	14	5	3	23	0	3	4	25	97	11	4	.309	.356	7
	<b>DETROIT</b>	<b>.214</b>	<b>13</b>	<b>28</b>	<b>3</b>	<b>6</b>	<b>9</b>	<b>3</b>	<b>0</b>	<b>0</b>	<b>2</b>	<b>0</b>	<b>0</b>	<b>0</b>	<b>0</b>	<b>12</b>	<b>0</b>	<b>0</b>	<b>.214</b>	<b>.321</b>	<b>0</b>
2017	Toledo	.245	90	351	57	86	136	19	2	9	44	5	1	3	33	104	12	4	.314	.387	0
	<b>DETROIT</b>	<b>.170</b>	<b>56</b>	<b>141</b>	<b>14</b>	<b>24</b>	<b>38</b>	<b>3</b>	<b>1</b>	<b>3</b>	<b>13</b>	<b>0</b>	<b>0</b>	<b>4</b>	<b>9</b>	<b>65</b>	<b>6</b>	<b>2</b>	<b>.240</b>	<b>.270</b>	<b>1</b>
2018	Toledo#	.083	3	12	1	1	1	0	0	0	0	0	0	0	3	0	0	0	.083	.083	0
	<b>DETROIT</b>	<b>.207</b>	<b>129</b>	<b>429</b>	<b>54</b>	<b>89</b>	<b>156</b>	<b>22</b>	<b>6</b>	<b>11</b>	<b>34</b>	<b>1</b>	<b>2</b>	<b>11</b>	<b>24</b>	<b>142</b>	<b>13</b>	<b>5</b>	<b>.266</b>	<b>.364</b>	<b>1</b>
2019	Lakeland#	.211	5	19	3	4	6	2	0	2	0	0	0	4	7	0	1	0	.348	.316	0
	Toledo#	.429	5	21	4	9	12	1	1	0	4	0	0	2	1	6	0	0	.500	.571	0
	<b>DETROIT</b>	<b>.235</b>	<b>88</b>	<b>298</b>	<b>39</b>	<b>70</b>	<b>128</b>	<b>19</b>	<b>3</b>	<b>11</b>	<b>26</b>	<b>1</b>	<b>1</b>	<b>6</b>	<b>27</b>	<b>94</b>	<b>7</b>	<b>2</b>	<b>.310</b>	<b>.430</b>	<b>4</b>
2020	<b>DETROIT</b>	<b>.268</b>	<b>30</b>	<b>97</b>	<b>19</b>	<b>26</b>	<b>50</b>	<b>9</b>	<b>0</b>	<b>5</b>	<b>14</b>	<b>0</b>	<b>1</b>	<b>3</b>	<b>7</b>	<b>34</b>	<b>1</b>	<b>1</b>	<b>.333</b>	<b>.515</b>	<b>0</b>
MINOR LEAGUE TOTALS		.265	477	1803	271	477	775	90	20	56	253	12	24	30	158	551	70	28	.330	.430	52
MAJOR LEAGUE TOTALS		.217	316	993	129	215	381	56	10	30	89	2	4	24	67	347	27	10	.281	.384	6

**MAJOR LEAGUE CAREER FIELDING**

	G	TC	PO	A	E	DP	PCT
Third Base	6	7	1	6	0	0	1.000
Outfield	289	693	678	9	6	3	.991

**MAJOR LEAGUE CAREER HIGHS**

- Hits:** 3 (four times) - last, July 29, 2020 vs. Kansas City
- Home Runs:** 2 (twice) - last, June 8, 2019 vs. Minnesota
- RBI:** 5 - June 8, 2019 vs. Minnesota
- Stolen Bases:** 2 (twice) - last, May 25, 2019 at New York (NL)
- Hitting Streak:** 12 - May 24-June 6, 2019





# 63

## IAN KROL

HT: 6-1 WT: 210 BT: L TH: L BORN: 5/9/1991 IN HINSDALE, IL

**NON-ROSTER INVITEE**

**LEFTHANDED PITCHER**

Opening Day Age: 29      Residence: Naperville, IL

Major League Service: 3.162      Signed Through: 2021

How Obtained: Signed by the Tigers as a Minor League free agent on December 12, 2020

**SEASON HIGHLIGHTS**

Spent the **2020** season with the Nerds Herd in the City of Champions Cup.

Combined to pitch in 46 games between Triple A Louisville and Triple A Rochester in **2019**.

- Appeared in 12 games with Louisville during May and had a 1.69 ERA (10.2IP/2ER) and 15 strikeouts.

Began the **2018** season in the Angels organization before being signed by New York (NL) as a Minor League free agent on June 10.

- Did not allow an earned run in his first 10 appearances of the season with Triple A Salt Lake from April 5-29.
- Made his only Major League outing of the season on May 27 at New York (AL), tossing 2.0 scoreless innings with two strikeouts.
- Posted a 1.04 ERA (17.1IP/2ER) with 16 strikeouts over his final 12 appearances of the season with Triple A Las Vegas from July 25-August 30.

Appeared in 50-or-more games for the second straight season, seeing time in 51 games with the Braves in **2017**.

- Joined Jim Johnson as the only Braves relievers to pitch in 50-or-more games in both 2016 and 2017.
- Pitched in 11 games during June, posting a 2.00 ERA (9.0IP/2ER) and 10 strikeouts.
- Sidelined from August 4-September 1 with a left oblique muscle strain.

Established career highs with 63 appearances, 51.0 innings, 56 strikeouts and a 3.18 ERA (51.0IP/18ER) in his first season with Atlanta in **2016**.

- Was recalled from Triple A Gwinnett on May 10...from that date through the end of the season, his 63 appearances ranked tied for second in baseball, trailing only San Diego's Brad Hand.
- His 63 appearances were the most by a Braves southpaw since Luis Avilan pitched in 75 games in 2013.
- Compiled a 2.55 ERA (24.2IP/7ER) in 28 games prior to the All-Star break...in his final 12 games prior to the break from June 11-July 9, posted a 1.38 ERA (13.0IP/2ER).

Split the **2015** season between Detroit and Triple A Toledo.

- Finished the month of July with a 0-2 record, a 2.89 ERA (9.1IP/3ER) and 10 strikeouts in 13 appearances.
- Earned the win on September 16 at Minnesota, pitching a career-high 3.0 innings with one walk and two strikeouts...according to the Elias Sports Bureau, he became the first Tigers reliever to earn a win while hurling at least 3.0 hitless innings on the road since Dan Miceli held Milwaukee without a hit in 3.0 innings of relief on August 21, 1997.

Appeared in 45 games out of the bullpen for Detroit in **2014**.

- Posted a 1.59 ERA (11.1IP/2ER) and seven strikeouts in 16 relief appearances in May.
- Did not allow a run in 19-of-20 appearances out of the bullpen from May 2-June 9, compiling a 1.29 ERA (14.0IP/2ER), six holds and 10 strikeouts.
- Recorded the first save of his Major League career on June 14 vs. Minnesota.
- On injured list from June 21-July 6 with left shoulder inflammation.

Pitched in 32 games with the Washington Nationals in two separate stints with the club during the **2013** season.

- Did not allow an earned run in 10 consecutive appearances with Double A Harrisburg from May 6-31.
- Made his Major League debut against New York (NL) on June 5, allowing one hit while striking out the side in 1.0 inning.
- Did not give up a run in his first 10.2 Major League innings (nine appearances) from June 5-30.

- Picked up the first win of his big league career on July 25 vs. Pittsburgh.
- Ranked as the No. 31 prospect in the Oakland Minor League system by *Baseball America*.

Combined to pitch in 29 games, including 15 starts, between Single A Stockton and Double A Midland in **2012**.

- Started the season in Stockton's starting rotation before transitioning to the bullpen on July 21...threw 7.2 consecutive scoreless innings out of the bullpen from July 21-August 2.
- Rated as the No. 29 prospect in the Athletics organization by *Baseball America*.

Limited to just three games in **2011** as he missed most of the season.

- Sideline from April 7-June 29 with a left elbow ulnar collateral ligament injury.
- Was on the suspended list from July 10-September 21.
- Ranked as the ninth-best prospect in the Athletics system by *Baseball America*...rated as possessing the best curveball and best control among Oakland Minor Leaguers.

Completed his first full professional season in **2010**, appearing in 28 games between Single A Kane County and Single A Stockton.

- Named to the Midwest League midseason and postseason All-Star Teams.
- Made six starts with Kane County in May, posting a 0.87 ERA (31.0IP/3ER) and 25 strikeouts.
- Rated as the No. 16 prospect in the Athletics organization by *Baseball America*.

Pitched in four games between the AZL Athletics and Single A Vancouver as he made his professional debut in **2009**.

#### AMATEUR HIGHLIGHTS

- Graduated from Neuqua Valley High School, where he went 9-1 with a 0.94 ERA and tossed two no-hitters, including a perfect game as a junior in **2008**.

#### TRANSACTIONS

- Selected by Oakland in the seventh round of the 2009 MLB Draft out of Neuqua Valley HS (IL)
- On injured list, April 7-June 29, 2011 (left elbow ulnar collateral ligament injury)
- On suspended list, July 10-September 21, 2011
- Acquired by Washington as the player to be named later from Oakland on March 20, 2013
- Acquired by the Tigers along with Steve Lombardozzi and Robbie Ray from Washington in exchange for Doug Fister on December 2, 2013
- On injured list, June 21-July 6, 2014 (left shoulder inflammation)
- Acquired by Atlanta along with Gabe Speier from the Tigers in exchange for Cameron Maybin on November 20, 2015
- On injured list, August 4-September 1, 2017 (left oblique muscle strain)
- Signed by Los Angeles (AL) as a Minor League free agent on February 2, 2018
- Signed by New York (NL) as a Minor League free agent on June 10, 2018
- Signed by Cincinnati as a Minor League free agent on January 29, 2019
- Signed by Minnesota as a Minor League free agent on June 18, 2019
- Signed by the Tigers as a Minor League free agent on December 12, 2020

### TIGERS GAMES OF 18 INNINGS-OR-MORE

The Tigers lost to the Blue Jays, 6-5, in 19 innings on August 10, 2014, making it the longest game (by innings) of the 2014 season. Since 1914, the Tigers have played 11 games of 18 innings-or-more. The following is the list of Tigers games that have gone at least 18 innings.

Innings	Date	Opponent	Result
24	July 21, 1945	at Philadelphia	T, 1-1
22	June 24, 1962	New York	L, 9-7
21	May 14, 1929	at Chicago	W, 6-5
19	June 17, 1967	Kansas City	L, 6-5
19	August 23, 1968	at New York	T, 3-3
19	April 27, 1984	Cleveland	L, 8-4
19	August 10, 2014	at Toronto	L, 6-5
18	August 4, 1918	Washington	W, 7-6
18	June 9, 1982	Cleveland	W, 4-3
18	September 11, 1988	at New York	L, 5-4
18	June 5, 2001	at Boston	L, 4-3

Source: Baseball Reference



# 2021 TIGERS

## IAN ALBERT KROL'S CAREER RECORD

Year	Club	W-L	ERA	G	GS	CG	SHO	SV	IP	H	TBF	R	ER	HR	HB	BB	SO	WP	BK	AVG
2009	AZL Athletics	0-0	0.00	1	1	0	0	0	1.0	0	3	0	0	0	0	0	0	0	0	.000
	Vancouver	0-1	8.10	3	1	0	0	0	3.1	6	18	5	3	0	0	1	4	0	0	.375
2010	Kane County	9-4	2.65	24	23	0	0	0	118.2	98	476	42	35	5	7	19	91	2	3	.223
	Stockton	1-0	3.66	4	4	0	0	0	19.2	18	84	9	8	3	1	9	20	0	0	.247
2011	AZL Athletics	0-0	0.00	3	3	0	0	0	5.0	0	15	0	0	0	0	0	6	0	0	.000
2012	Stockton	1-7	5.21	21	15	0	0	0	86.1	95	379	64	50	13	3	24	79	1	1	.275
	Midland	1-2	5.06	8	0	0	0	0	10.2	11	41	6	6	0	0	2	10	2	0	.289
2013	Harrisburg	0-0	0.69	21	0	0	0	1	26.0	14	101	4	2	1	2	7	29	0	0	.157
	Syracuse	1-1	4.91	5	0	0	0	0	3.2	2	14	2	2	0	0	1	7	0	0	.154
	<b>Washington</b>	<b>2-1</b>	<b>3.95</b>	<b>32</b>	<b>0</b>	<b>0</b>	<b>0</b>	<b>0</b>	<b>27.1</b>	<b>28</b>	<b>117</b>	<b>12</b>	<b>12</b>	<b>5</b>	<b>0</b>	<b>8</b>	<b>22</b>	<b>2</b>	<b>0</b>	<b>.264</b>
2014	West Michigan#	0-0	0.00	1	0	0	0	0	1.0	0	3	0	0	0	0	0	1	0	0	.000
	Toledo	0-0	3.86	8	0	0	0	0	7.0	11	33	3	3	1	0	1	12	0	0	.344
	<b>DETROIT</b>	<b>0-0</b>	<b>4.96</b>	<b>45</b>	<b>0</b>	<b>0</b>	<b>0</b>	<b>1</b>	<b>32.2</b>	<b>42</b>	<b>154</b>	<b>23</b>	<b>18</b>	<b>6</b>	<b>2</b>	<b>13</b>	<b>28</b>	<b>1</b>	<b>1</b>	<b>.304</b>
2015	Toledo	1-1	2.30	28	0	0	0	1	31.1	21	128	10	8	0	0	13	34	3	0	.186
	<b>DETROIT</b>	<b>2-3</b>	<b>5.79</b>	<b>33</b>	<b>0</b>	<b>0</b>	<b>0</b>	<b>0</b>	<b>28.0</b>	<b>31</b>	<b>129</b>	<b>19</b>	<b>18</b>	<b>4</b>	<b>2</b>	<b>17</b>	<b>26</b>	<b>0</b>	<b>0</b>	<b>.287</b>
2016	Gwinnett	1-2	4.38	12	0	0	0	1	12.1	10	53	6	6	1	0	6	14	1	0	.213
	<b>Atlanta</b>	<b>2-0</b>	<b>3.18</b>	<b>63</b>	<b>0</b>	<b>0</b>	<b>0</b>	<b>0</b>	<b>51.0</b>	<b>54</b>	<b>217</b>	<b>19</b>	<b>18</b>	<b>4</b>	<b>3</b>	<b>13</b>	<b>56</b>	<b>5</b>	<b>0</b>	<b>.271</b>
2017	GCL Braves#	0-0	0.00	2	0	0	0	0	2.0	1	8	0	0	0	0	0	4	1	0	.125
	Florida#	0-0	0.00	1	0	0	0	0	2.0	1	7	0	0	0	1	0	1	0	0	.167
	Gwinnett#	1-0	0.00	1	0	0	0	0	1.0	0	5	0	0	0	1	2	0	0	0	.000
	<b>Atlanta</b>	<b>2-2</b>	<b>5.33</b>	<b>51</b>	<b>0</b>	<b>0</b>	<b>0</b>	<b>0</b>	<b>49.0</b>	<b>50</b>	<b>214</b>	<b>34</b>	<b>29</b>	<b>8</b>	<b>4</b>	<b>21</b>	<b>44</b>	<b>2</b>	<b>0</b>	<b>.266</b>
2018	Salt Lake	1-0	1.71	18	0	0	0	4	21.0	16	90	6	4	0	4	9	20	0	0	.208
	Las Vegas	2-0	3.31	25	0	0	0	0	35.1	47	167	15	13	4	0	17	39	3	0	.318
	<b>Los Angeles (AL)</b>	<b>0-0</b>	<b>0.00</b>	<b>1</b>	<b>0</b>	<b>0</b>	<b>0</b>	<b>0</b>	<b>2.0</b>	<b>1</b>	<b>8</b>	<b>0</b>	<b>0</b>	<b>0</b>	<b>0</b>	<b>1</b>	<b>2</b>	<b>0</b>	<b>0</b>	<b>.143</b>
2019	Louisville	1-3	5.33	28	0	0	0	1	25.1	27	112	16	15	2	2	12	28	2	0	.278
	Rochester	0-1	5.23	18	0	0	0	8	20.2	27	96	13	12	1	0	10	30	2	0	.314
2020	Nerds Herd*	0-0	0.47	19	0	0	0	1	19.1	8	---	1	1	1	0	3	31	0	0	-----
MINOR LEAGUE TOTALS		20-22	3.47	232	47	0	0	16	433.1	405	1833	201	167	31	21	133	429	17	4	.245
DETROIT TOTALS		2-3	5.34	78	0	0	0	1	60.2	73	283	42	36	10	4	30	54	1	1	.297
AL TOTALS		2-3	5.17	79	0	0	0	1	62.2	74	291	42	36	10	4	31	56	1	1	.292
NL TOTALS		6-3	4.17	146	0	0	0	0	127.1	132	548	65	59	17	7	42	122	9	0	.268
MAJOR LEAGUE TOTALS		8-6	4.50	225	0	0	0	1	190.0	206	839	107	95	27	11	73	178	10	1	.276

\* - Not included in career totals

## MAJOR LEAGUE CAREER FIELDING

	G	TC	PO	A	E	DP	PCT
Pitcher	225	46	13	29	4	5	.913

## MAJOR LEAGUE CAREER HIGHS

**Longest Winning Streak in Games with Decision:** 3 - September 16, 2015-September 21, 2016

**Longest Losing Streak in Games with Decision:** 3 - June 17-July 23, 2015

**Strikeouts:** 4 - June 23, 2013 vs. Colorado

**Walks:** 3 - May 15, 2017 at Toronto

**Innings (starter):** No Major League starts

**Innings (relief):** 3.0 - September 16, 2015 at Minnesota

## DETROIT TIGERS GENERAL MANAGERS (SINCE 1946)

General Manager	Years
George Trautman	1946-48
Billy Evans	1949-51
Charlie Gehringer (Vice President)	1951-53
Muddy Ruel	1954-56
Walter Briggs Jr.	1957
John McHale, Sr.	1958
Rick Ferrell (Vice President, Director of Major League Personnel)	1959-62
James A. Campbell	1962-83
William Lajoie	1984-90
Joe McDonald (Senior Vice President, Player Procurement and Development)	1991-92
Jerry Walker	1993-94
Joe Klein	1995
Randy Smith	1996-2002
David Dombrowski	2002-15
Al Avila (Executive Vice President, Baseball Operations)	2015-present



57

ALEX LANGE

HT: 6-3 WT: 197 BT: R TH: R BORN: 10/2/1995 IN RIVERSIDE, CA

**RIGHTHANDED PITCHER**

Opening Day Age: 25

Residence: Lee's Summit, MO

Major League Service: 0.000

Signed Through: 2021

How Obtained: Acquired by the Tigers along with Paul Richan from Chicago (NL) in exchange for Nicholas Castellanos on July 31, 2019

**SEASON HIGHLIGHTS**

Spent the **2020** season at the Tigers Alternate Training Site in Toledo.

- Ranked as the 29th-best prospect in the Tigers organization by *Baseball America* entering the season.

Began the **2019** season in the Chicago Cubs organization, before being acquired by the Tigers on July 31.

- Threw 5.0 no-hit innings on May 4 vs. Salem, striking out seven and walking four.
- Started four games in June between Single A Myrtle Beach and Double A Tennessee, posting a 1-1 record with a 2.52 ERA (25.0IP/7ER) and 22 strikeouts.
- Pitched exclusively out of the bullpen for Double A Erie in August/September...closed the season by not allowing an earned run in six of his final seven outings.
- Rated as the No. 14 prospect in the Cubs organization by *Baseball America* entering the season...also rated as possessing the best curveball in the Cubs system.

Made 23 starts with Single A Myrtle Beach in **2018**.

- Had a season-high 10 strikeouts on May 23 vs. Lynchburg.
- Recorded three consecutive starts without allowing a run from May 23-June 6, throwing 17.0 scoreless innings in that span with 13 hits allowed, two walks and 19 strikeouts.
- Closed the season by allowing three runs-or-less in his final five starts from August 6-September 2...went 0-1 with a 2.93 ERA (27.2IP/9ER) and 21 strikeouts.
- Ranked as the fifth-best prospect in the Cubs organization by *Baseball America* entering the season...was also rated as possessing the best curveball in the Cubs system.

Started four games with Single A Eugene in **2017** as he made his professional debut.

**AMATEUR HIGHLIGHTS**

- Played collegiately at LSU, where he was named a second team All-American in **2017**.
- Selected the National Freshman Pitcher of the Year in **2015**, and was also named a first team All-American.
- Named the **2014** Missouri Gatorade Player of the Year as a senior at Lee's Summit West High School.

**TRANSACTIONS**

- Selected by Chicago (NL) in the first round (30th overall) of the 2017 MLB Draft out of Louisiana State University
- On suspended list, April 11-21, 2019
- Acquired by the Tigers along with Paul Richan from Chicago (NL) in exchange for Nicholas Castellanos on July 31, 2019

**ALEXANDER (ALEX) CRAIG LANGE'S CAREER RECORD**

Year	Club	W-L	ERA	G	GS	CG	SHO	SV	IP	H	TBF	R	ER	HR	HB	BB	SO	WP	BK	AVG
2017	Eugene	0-1	4.82	4	4	0	0	0	9.1	9	41	6	5	0	1	3	13	0	0	.243
2018	Myrtle Beach	6-8	3.74	23	23	0	0	0	120.1	104	495	52	50	6	8	38	101	19	0	.234
2019	Myrtle Beach	1-9	7.36	11	11	0	0	0	47.2	58	228	43	39	4	2	26	51	5	0	.290
	Tennessee	2-3	3.92	7	7	0	0	0	39.0	36	168	24	17	4	4	19	28	3	0	.252
	Erie	2-1	3.45	9	0	0	0	0	15.2	13	61	7	6	0	0	8	15	3	0	.245
2020	Did Not Pitch																			
<b>MINOR LEAGUE TOTALS</b>		11-22	4.54	54	45	0	0	0	232.0	220	993	132	117	14	15	94	208	30	0	.251

**LEADING OFF A POSTSEASON GAME WITH A HOME RUN**

Davy Jones belted a home run to lead off Game 5 of the World Series at Pittsburgh on October 13. It marks the only time a Tigers player has connected for a home run to lead off a game in the club's postseason history.



# 25 MATT MANNING

HT: 6-6 WT: 195 BT: R TH: R BORN: 1/28/1998 IN SACRAMENTO, CA

## RIGHTHANDED PITCHER

Opening Day Age: 23 Residence: Elk Grove, CA

Major League Service: 0.000 Signed Through: 2021

How Obtained: Selected by the Tigers in the first round (ninth overall) of the 2016 MLB Draft

### CAREER HIGHLIGHTS

- Selected to participate in the MLB Futures Game prior to the Major League Baseball All-Star Game in **2018** at Nationals Park in Washington, DC and in **2019** at Progressive Field in Cleveland.

### SEASON HIGHLIGHTS

One of the top prospects in baseball, he spent the entire **2020** season at the alternate training site in Toledo.

- Ranked as the No. 2 prospect in the Tigers organization and the No. 17 prospect overall by *Baseball America*...also rated as possessing the best curveball in the player development system.

Named the Tigers Minor League Pitcher of the Year in **2019** after making 24 starts and posting an 11-5 record with a 2.56 ERA (133.2IP/38ER) and 148 strikeouts.

- Selected to the Eastern League midseason and postseason All-Star Teams and was named an organization All-Star by MiLB...was also tabbed a Double A All-Star by *Baseball America*.
- Ranked second in the Eastern League in strikeouts and WHIP (0.98), while he was tied for second in opponent batting average (.192, 93x484), third in ERA, tied for third in wins, eighth in innings pitched and tied for eighth in games started.
- Earned Eastern League Pitcher of the Week honors for the week ending April 14 after throwing 7.0 shutout innings with one hit allowed and 10 strikeouts on April 10 vs. Altoona.
- Posted his second double-digit strikeout game of the season on May 21 at Hartford, fanning 10...added a third 10-strikeout performance on August 9 at New Hampshire.
- Named Tigers Minor League Pitcher of the Month in May, compiling a 2-1 record with a 1.44 ERA (31.1IP/5ER) and 34 strikeouts in five starts.
- Started five games during the month of August, and went 3-1 with a 2.28 ERA (27.2IP/7ER) and 33 strikeouts.
- Ranked as the No. 2 prospect in the Tigers organization, the No. 50 prospect in all of baseball and the third-best prospect in the Eastern League by *Baseball America* following the season...also rated as possessing the best fastball in Detroit's system.

Started 22 games in **2018**, pitching at Single A West Michigan, Single A Lakeland and Double A Erie.

- Named an organization All-Star by MiLB.com.
- Sidelined from April 5-20 with a left oblique muscle strain.
- Struck out 10 batters in just 3.2 innings in his season debut on April 20 at Great Lakes...also had 10 punchouts on August 23 at Daytona.
- Threw at least 5.0 innings and allowed three runs-or-less in 13 consecutive starts from June 10-August 29, posting a 6-4 record with a 2.44 ERA (77.1IP/21ER) and 93 strikeouts.
- Rated as the No. 3 prospect in the Tigers organization, the No. 78 prospect overall and the sixth-best prospect in both the Midwest League and Florida State League by *Baseball America* following the season.

Combined to make 14 starts between Single A Connecticut and Single A West Michigan in **2017**.

- Posted a 1-1 record with a 1.69 ERA (21.1IP/4ER) with 24 strikeouts over his first six starts of the season from June 20-July 17.
- Named the top prospect in the Detroit Minor League system, the No. 61 prospect overall and the fourth-best prospect in the New York-Penn League by *Baseball America* following the season.

Began his professional career in **2016**, making 10 starts with the GCL Tigers West.

- Allowed three earned runs-or-less over his final eight starts of the season from July 14-August 27, compiling a 0-1 record with a 2.25 ERA (24.0IP/6ER) and 36 strikeouts.
- Rated as the second-best prospect in the Gulf Coast League by *Baseball America*.



**AMATEUR HIGHLIGHTS**

- Attended Sheldon (CA) High School, where he was named a Rawlings-Perfect Game first team All-American as a senior in **2016**.
- Was also selected a Perfect Game underclass high honorable mention All-American as a junior in **2015**.

**TRANSACTIONS**

- Selected by the Tigers in the first round (ninth overall) of the 2016 MLB Draft out of Elk Grove High School (CA) (signing scout: Scott Cerny)
- On injured list, April 5-20, 2018 (left oblique muscle strain)

**MATTHEW (MATT) GEORGE MANNING'S CAREER RECORD**

Year	Club	W-L	ERA	G	GS	CG	SHO	SV	IP	H	TBF	R	ER	HR	HB	BB	SO	WP	BK	AVG
2016	GCL Tigers West	0-2	3.99	10	10	0	0	0	29.1	27	122	18	13	2	1	7	46	0	0	.237
2017	Connecticut	2-2	1.89	9	9	0	0	0	33.1	27	139	10	7	0	2	14	36	1	0	.223
	West Michigan	2-0	5.60	5	5	0	0	0	17.2	14	79	11	11	0	1	11	26	2	0	.209
2018	West Michigan	3-3	3.40	11	11	0	0	0	55.2	47	237	22	21	3	2	28	76	4	0	.229
	Lakeland	4-4	2.98	9	9	0	0	0	51.1	32	205	17	17	4	1	19	65	2	0	.176
	Erie	0-1	4.22	2	2	0	0	0	10.2	11	46	6	5	0	1	4	13	1	1	.282
2019	Erie	11-5	2.56	24	24	0	0	0	133.2	93	527	42	38	7	2	38	148	5	0	.192
2020	Did Not Play																			
<b>MINOR LEAGUE TOTALS</b>		<b>22-17</b>	<b>3.04</b>	<b>70</b>	<b>70</b>	<b>0</b>	<b>0</b>	<b>0</b>	<b>331.2</b>	<b>251</b>	<b>1355</b>	<b>126</b>	<b>112</b>	<b>16</b>	<b>10</b>	<b>121</b>	<b>410</b>	<b>15</b>	<b>1</b>	<b>.207</b>

2021 TIGERS



# 15

## NOMAR MAZARA

HT: 6-4 WT: 216 BT: L TH: L BORN: 4/26/1995 IN SANTO DOMINGO, DR

**OUTFIELDER**

Opening Day Age: 25      Residence: Houston, TX  
 Major League Service: 5.000      Signed Through: 2021  
 How Obtained: Signed by the Tigers as a free agent on February 12, 2021

**CAREER HIGHLIGHTS**

- Hit at least 19 home runs each season from **2016-19**, just one of 10 Major League outfielders to do so and the only one to do so before turning 25...since 2010, is one of just five players to hit at least 19 home runs in four-or-more seasons before turning 25, joining Carlos Correa (four seasons, 2015-19), Giancarlo Stanton (five, 2010-14), Mike Trout (five, 2012-16) and Bryce Harper (five, 2012-17).
- Selected to participate in the Futures Game prior to the Major League Baseball All-Star Game in 2015 at Great American Ball Park in Cincinnati...went 2x3 for the World Team.

**SEASON HIGHLIGHTS**

Appeared in 42 games with the White Sox in **2020**.

- Excelled with runners in scoring position, hitting .345 (10x29) with four doubles and 14 RBI, while he batted .471 (8x17) with runners in scoring position and two outs.
- On the injured list from July 21-August 3.
- Hit his first home run of the season on September 19 at Cincinnati off Trevor Bauer...the homer snapped a 23-game homerless streak.
- Played in two games during the American League Wild Card series at Oakland, going 3x6 with a double and two RBI.

Established career highs in batting average (.268), slugging percentage (.469), OPS (.786) and runs scored (69) in **2019**.

- Finished the season with an average home run distance of 416 feet, which was the ninth-highest in MLB according to Statcast (min. 15 home runs)...hit two of the six longest home runs of the season, a 482-foot blast on March 28 vs. Chicago (NL) and a 505-foot shot on June 21 vs. the White Sox, which was the longest homer of the season, according to Statcast.
- Hit a walk-off sacrifice fly on May 19 vs. St. Louis, his second career game-ending RBI (other, home run on May 9, 2018 vs. Detroit).
- Belted a pair of home runs on April 24 at Oakland and June 22 vs. Chicago (AL).
- Equalled his career high on May 15 at Kansas City and July 4 vs. Los Angeles (AL).
- Sidelined from August 20-September 1 with a left oblique muscle strain.

Finished the **2018** season with 20 home runs, his third straight season with 20 homers.

- Became the first player in MLB history to hit exactly 20 homers in each of his first three seasons, and joined Juan Gonzalez (1991-93) and Ruben Sierra (1987-89) as the only Texas players with three seasons of 20-or-more homers before their age-24 season.
- Had 20-plus homers, 25-or-more doubles and 75-or-more RBI for the second consecutive season, one of 21 players to reach those numbers in both 2017 and 2018.
- Seven of his 20 homers came against lefthanded pitchers, tied for second among lefthanded hitters in the American League.
- Homered in a career-best four straight games from May 1-4, the longest streak by a Ranger since Mike Napoli from July 1-4, 2017.
- Posted his first career multi-homer game on May 9 vs. Detroit, including a game-tying shot in the seventh and his first career walk-off homer in the 10th.
- Selected the Rangers Player of the Month for May, hitting .270/.357/.622 with seven doubles, one triple, 10 home runs and 23 RBI...ranked tied for fifth in the AL in hits (18) during the month, while he was tied for sixth in runs scored (20), tied for seventh in RBI and 10th in slugging percentage.
- On the injured list from July 17-August 16 with a right thumb sprain.
- Hit four home runs in the three-game series vs. Minnesota from August 31-September 2, the most by a Texas player in a three-game set since Mike Napoli had four homers from September 26-28, 2011 at Los Angeles...had a pair of home runs on September 2 vs. the Twins.

Drove in a career-high 101 runs in **2017**, becoming just the fifth Rangers player since 2007 to drive in 100-or-more runs in a season, joining Adrián Beltré and Josh Hamilton (three each) and Michael Young and Vladimir Guerrero (once each).

- Ranked tied for ninth in the American League in RBI, while he led the Rangers in RBI, ranked second in doubles (30), third in hits (142) and walks (55) and tied for fifth in homers (20).
- Made an Opening Day roster at the Major League level for the first time in his career.
- Named AL Player of the Week for the period from April 2-9...hit .417/.462/.750 with two doubles, two home runs and nine RBI...drove in a career-best six runs on April 7 vs. Oakland.
- Recorded 17 RBI through the first 14 games of the season from April 3-18, joining Juan Gonzalez (18) and Lee Stevens (17) in 1998 as the only players in Rangers history to drive in 17-or-more in the club's first 14 games.
- Compiled a career-best, 11-game hitting streak from May 9-23, during which he batted .381/.458/.667 with seven doubles, one triple, one home run and 10 RBI.

Put together an impressive rookie campaign in **2016**, being named Rangers Rookie of the Year and finishing tied for fifth in American League Rookie of the Year voting.

- Named to Major League Rookie All-Star Teams picked by *Baseball America*, *Topps* and *Baseball Digest*.
- Finished the season leading AL rookies in runs scored (59), hits (137), and total bases (216), while he was tied for the lead in home runs (20) and RBI (64) and second in walks (39).
- Ranked among the Rangers all-time rookie leaders in slugging percentage (3rd, .419), hits (t-3rd), homers (4th), batting average (5th, .266), on-base percentage (6th, .320) and RBI (t-6th).
- Became the fourth Rangers rookie to have a 20-homer season, joining Pete Incaviglia (30 in 1986), Mark Teixeira (26 in 2003) and Dave Hostetler (22 in 1982).
- Made his Major League debut on April 10 vs. Los Angeles (AL), going 3x4 with a home run...singled in the first for his first hit and homered in the fifth, both off Jered Weaver...tied the club record for hits in a debut (fifth time), and became the eighth Rangers player to homer in his debut...was the ninth-youngest Texas player to hit his first career home run (20 years, 350 days).
- Went 12x27 over his first seven games from April 10-16, including four multi-hit efforts...the 12 hits were the most by a Rangers player in his first seven games, and second most in franchise history behind the Senators' Del Unser (13 in 1968).
- Reached base safely in 26 of his first 28 games, the first player in club history to accomplish the feat, and the first Major Leaguer since Los Angeles (NL)'s Yasiel Puig (also 26) in 2013.
- Selected as the AL Rookie of the Month in both April and May, joining the Yankees' Aaron Judge (2017), Tampa Bay's Rocco Baldelli (2003) and Seattle's Ichiro Suzuki (2001) as the only players to win in both April and May.
- Started Games 1 and 3 of the AL Division Series vs. Toronto, going 1x6...at 21 years and 163 days old for Game 1, he became the second youngest Ranger to make his postseason debut behind Jurickson Profar (19 years, 228 days old for the 2012 AL Wild Card Game vs. Baltimore).
- Ranked as the No. 3 prospect in the Rangers Minor League system and the No. 21 prospect overall by *Baseball America*.

Selected as the Rangers Tom Grieve Minor League Player of the Year in **2015** after combining to hit .296/.366/.443 with 26 doubles, two triples, 14 home runs and 69 RBI in 131 games between Double A Frisco and Triple A Round Rock.

- Named a Texas League midseason All-Star Team and a Rangers organization All-Star by MiLB.com.
- Earned Texas League Batter of the Week honors for the week ending June 14, hitting .500/.560/1.100 with one double, one triple, three homers and 12 RBI.





- Was promoted to Round Rock on August 18...following his promotion, ranked tied for sixth in the Pacific Coast League with 29 hits.
- Played in all eight games for Round Rock in the PCL postseason, batting .276 (8x29) with a homer and two RBI.
- Rated as the fourth-best prospect in the Rangers organization, the No. 87 prospect overall and the 12th-best prospect in the Texas League by *Baseball America*.

Combined to play in 130 games between Single A Hickory and Double A Frisco in **2014**.

- Named to *Baseball America's* low Class A All-Star Team and was selected a Rangers organization All-Star by MiLB.com.
- Ranked second among Texas Minor Leaguers with 89 RBI and fourth with 22 home runs.
- At the age of 19, was one of just two teenagers in the Minor Leagues to hit 20-or-more home runs, joining Hickory's Travis Demeritte.
- Selected the Rangers Minor League Player of the Month for July, batting .287/.402/.617 with four doubles, nine home runs and 20 RBI...led the South Atlantic League in home runs and walks (18).
- Named Texas League Player of the Week for the week ending August 17, hitting .364/.440/.818 with four doubles, two home runs and six RBI.
- Appeared in 15 games with Tigres del Licey in the Dominican Winter League, and hit .294/.415/.441 with two doubles, one home run and six RBI.
- Ranked as the No. 24 prospect in the Rangers organization and the No. 13 prospect in the SAL by *Baseball America*...also rated as possessing the best outfield arm in the SAL.

Spent the entire **2013** season with Single A Hickory, leading the team with 126 games played.

- Ranked second on the team with 23 doubles, while he was third with 62 RBI.
- Rated as the 16th-best prospect in the Rangers Minor League system and as the No. 15 prospect in the South Atlantic League by *Baseball America*.

Began his professional career in **2012** with the AZL Rangers, playing in 54 games.

- Finished the season tied for second in the Arizona League with 37 walks.
- Recorded a 31-game, on-base streak from July 2-August 10, the season's longest in the AZL...hit .273/.417/.500 with six doubles, two triples, five home runs and 24 RBI.
- Ranked as the No. 30 prospect in the Rangers organization and the No. 11 prospect in the Arizona League by *Baseball America*.

**AMATEUR HIGHLIGHTS**

- Was a member of the **2010** Dominican Republic squad that won the Junior Division (14-15) championship in the RBI World Series in Jupiter, FL.

**TRANSACTIONS**

- Signed by Texas as a non-drafted free agent on July 2, 2011
- On temporarily inactive list, July 11-15, 2015 (participating in Futures Game)
- On injured list, July 17-August 16, 2018 (right thumb sprain)
- On injured list, August 20-September 1, 2019 (left oblique muscle strain)
- Acquired by Chicago (AL) from Texas in exchange for Steele Walker on December 10, 2019
- On injured list, July 21-August 3, 2020
- Signed by the Tigers as a free agent on February 12, 2021

**NOMAR SHAMIR JIMINIAN MAZARA'S CAREER RECORD**

Year	Club	AVG	G	AB	R	H	TB	2B	3B	HR	RBI	SH	SF	HB	BB	SO	SB	CS	OBP	SLG	E
2012	AZL Rangers	.264	54	201	40	53	90	13	3	6	39	0	2	3	37	70	5	2	.383	.448	2
2013	Hickory	.236	126	453	48	107	173	23	2	13	62	0	3	6	44	131	1	2	.310	.382	10
2014	Hickory	.264	106	398	68	105	187	21	2	19	73	0	3	3	57	99	4	3	.358	.470	4
	Frisco	.306	24	85	10	26	44	7	1	3	16	0	1	2	9	22	0	0	.381	.518	4
2015	Frisco	.284	111	409	57	116	181	22	2	13	56	0	9	5	47	92	2	0	.357	.443	8
	Round Rock	.358	20	81	11	29	36	4	0	1	13	0	0	2	5	10	0	0	.409	.444	0
2016	Round Rock	.500	3	12	4	6	9	0	0	1	4	0	0	0	1	1	0	0	.538	.750	0
	Texas	.266	145	516	59	137	216	13	3	20	64	0	7	6	39	112	0	2	.320	.419	2
2017	Texas	.253	148	554	64	140	234	30	2	20	101	0	3	4	55	127	2	2	.323	.422	6
2018	Frisco#	.125	2	8	0	1	1	0	0	0	0	0	0	0	0	4	0	0	.125	.125	0
	Round Rock#	.417	4	12	1	5	5	0	0	0	2	0	0	0	0	2	0	0	.417	.417	0
	Texas	.258	128	489	61	126	213	25	1	20	77	0	3	4	40	116	1	0	.317	.436	2
2019	Texas	.268	116	429	69	115	201	27	1	19	66	0	6	6	28	108	4	1	.318	.469	1
2020	Chicago (AL)	.228	42	136	13	31	40	6	0	1	15	0	0	3	10	44	0	1	.295	.294	0
MINOR LEAGUE TOTALS		.270	450	1659	239	448	726	90	10	56	265	0	18	21	200	431	12	7	.352	.438	28
MAJOR LEAGUE TOTALS		.258	579	2124	266	549	904	101	7	80	323	0	19	23	172	507	7	6	.318	.426	11



## 2021 TIGERS

### CAREER FIELDING

	G	TC	PO	A	E	DP	PCT
Outfield	532	1050	1012	27	11	2	.990

### CAREER HIGHS

**Hits:** 4 (four times) - last, July 4, 2019 vs. Los Angeles (AL)  
**Home Runs:** 2 (four times) - last, June 22, 2019 vs. Chicago (AL)  
**RBI:** 6 - April 7, 2017 vs. Oakland  
**Stolen Bases:** 1 (seven times) - last, July 14, 2019 vs. Houston  
**Hitting Streak:** 11 - May 9-23, 2017



# 12

# CASEY MIZE

HT: 6-3 WT: 220 BT: R TH: R BORN: 5/1/1997 IN SPRINGVILLE, AL

### RIGHTHANDED PITCHER

**Opening Day Age:** 23

**Residence:** Nashville, TN

**Major League Service:** 0.111

**Signed Through:** 2021

**How Obtained:** Selected by the Tigers in the first round (first overall) of the 2018 MLB Draft

### SEASON HIGHLIGHTS

One of the top prospects in baseball, he appeared in the first seven games of his Major League career in **2020**...posted an 0-3 record and 6.99 ERA (28.1IP/22ER) on 29 hits and 13 walks, while striking out 26.

- Was selected from the alternate training site prior to the game on August 19 at Chicago (AL) and made his Major League debut that night...tossed 4.1 innings in his debut, allowing three runs on seven hits with no walks and seven strikeouts...became the first pitcher in Tigers history to strike out seven-or-more batters while not issuing a walk in his debut and the first MLB pitcher to do so since Stephen Strasburg with Washington on June 8, 2020 vs. Pittsburgh.
- Had the best start of his season on September 11 at Chicago (AL)...did not factor into the decision, allowing two runs on one hit with two walks and five strikeouts in 5.1 innings...he faced the minimum through the first five innings and carried a no-hitter into the sixth inning before allowing a double to Yolmer Sánchez...according to the Elias Sports Bureau, the no-hit bid was the longest by a Detroit rookie pitcher since Michael Fulmer threw 6.2 innings without giving up a hit on June 1, 2016 at Los Angeles (AL).
- Was very successful with his fastball in 2020, holding opponents to a .136 (3x22) batting average against that pitch...that figure ranked ninth in the American League among pitchers that threw at least 140 four-seamers during the season.
- Ranked as the top prospect in the Tigers organization and the No. 13 prospect overall by *Baseball America* ...also rated as possessing the best changeup in the Tigers system.

Put together an impressive **2019** season, compiling an 8-3 record with a 2.55 ERA (109.1IP/31ER), 0.94 WHIP and 106 strikeouts in 21 starts between Single A Lakeland and Double A Erie.

- Named to the Eastern League midseason All-Star Team.
- Earned Florida State League Pitcher of the Week honors in consecutive weeks on April 22 and 29...over the two weeks, combined to throw 15.0 shutout innings with two hits allowed, one walk and 10 strikeouts.
- Made his debut with Erie on April 29 at Altoona and threw a no-hitter on 98 pitches, allowing just two baserunners, one on a hit by pitch and the other on a walk, and striking out seven...it marked the fourth no-hitter in SeaWolves history.
- Selected Tigers Minor League Pitcher of the Month for April after posting a 3-0 record with a 0.26 ERA (35.0IP/1ER) and 32 strikeouts...allowed just seven hits during the month, holding opponents to a .064 (7x109) batting average.
- Named Eastern League Pitcher of the Week for the week ending May 5 after making two starts during the week and going 2-0 with a 0.00 ERA (14.0IP/0ER) and 11 strikeouts.
- Picked up his second Eastern League weekly honor for the week ending May 26...won a pair of starts during the week and threw 14.0 scoreless innings with seven hits allowed and 12 strikeouts.
- Sidelined from June 14-July 10 with right shoulder inflammation.
- Ranked as the top prospect in the Tigers organization, the No. 16 prospect in all of baseball and the second-best prospect in the Eastern League by *Baseball America*.



Made five starts between the GCL Tigers West and Single A Lakeland as he completed his first season of professional baseball in **2018**.

- Made his professional debut on July 26 vs. the GCL Yankees East, throwing 2.0 hitless innings with four strikeouts.
- Struck out four over 3.0 shutout innings in his first start with Lakeland on July 31 at Dunedin.

### AMATEUR HIGHLIGHTS

- Played collegiately at Auburn University, pitching for the Tigers from **2016-18**...became just the second two-time All-American and consensus All-American in Auburn history.
- Earned first-team All-SEC honors and was a finalist for the Golden Spikes Award and Dick Howser Trophy in **2018**, as he led the SEC with 151 strikeouts, 12.45 strikeouts per 9.0 innings and a 0.81 WHIP, while he was second in the league with 12 walks allowed and 0.99 walks allowed per 9.0 innings.
- Named a second team All-American in **2017** as he went 8-2 with a 2.04 ERA (83.2IP/19ER), which ranked third in the SEC and 25th nationally...also led the country with a 12.11 strikeout-to-walk ratio.

### TRANSACTIONS

- Selected by the Tigers in the first round (first overall) of the 2018 MLB Draft out of Auburn University (signing scout: Justin Henry)
- On injured list, June 14-July 10, 2019 (right shoulder inflammation)

### CASEY A. MIZE'S CAREER RECORD

Year	Club	W-L	ERA	G	GS	CG	SHO	SV	IP	H	TBF	R	ER	HR	HB	BB	SO	WP	BK	AVG
2018	GCL Tigers West	0-0	0.00	1	1	0	0	0	2.0	0	7	0	0	0	0	1	4	0	0	.000
	Lakeland	0-1	4.63	4	4	0	0	0	11.2	13	48	6	6	2	2	2	10	0	0	.295
2019	Lakeland	2-0	0.88	6	6	0	0	0	30.2	11	107	3	3	0	1	5	30	0	0	.110
	Erie	6-3	3.20	15	15	1	1	0	78.2	69	323	30	28	5	6	18	76	0	0	.234
2020	DETROIT	<b>0-3</b>	<b>6.99</b>	<b>7</b>	<b>7</b>	<b>0</b>	<b>0</b>	<b>0</b>	<b>28.1</b>	<b>29</b>	<b>133</b>	<b>25</b>	<b>22</b>	<b>7</b>	<b>5</b>	<b>13</b>	<b>26</b>	<b>2</b>	<b>0</b>	<b>.252</b>
MINOR LEAGUE TOTALS		8-4	2.71	26	26	1	1	0	123.0	93	485	39	37	7	9	26	120	0	0	.209
MAJOR LEAGUE TOTALS		0-3	6.99	7	7	0	0	0	28.1	29	133	25	22	7	5	13	26	2	0	.252

### MAJOR LEAGUE CAREER FIELDING

	G	TC	PO	A	E	DP	PCT
Pitcher	7	5	0	5	0	0	1.000

### MAJOR LEAGUE CAREER HIGHS

**Longest Winning Streak in Games with Decision:** No Major League winning streak

**Longest Losing Streak in Games with Decision:** 3 - August 24-September 23, 2020

**Strikeouts:** 7 - August 19, 2020 at Chicago (AL)

**Walks:** 3 - September 17, 2020 vs. Cleveland

**Innings (starter):** 5.1 - September 11, 2020 at Chicago (AL)

**Innings (relief):** No Major League relief appearances

### POSITION PLAYERS WHO PITCHED FOR THE TIGERS

Outfielder Travis Demeritte pitched once for the Tigers during the 2020 season. Since 1914, the Tigers have had 11 position players take the mound in a game. A full listing of Tigers position players that have pitched in a game is below.

Player	Date	Pitching Line
Ben Dyer	May 9, 1918	1.0 IP, 0 H, 0 R, 0 ER, 0 BB, 0 SO
Ben Dyer	June 11, 1918	0.2 IP, 0 H, 0 R, 0 ER, 0 BB, 0 SO
Ty Cobb	September 1, 1918	2.0 IP, 3 H, 1 R, 1 ER, 0 BB, 0 SO
Ty Cobb	September 2, 1918	2.0 IP, 3 H, 1 R, 1 ER, 2 BB, 0 SO
Bobby Veach	September 2, 1918	2.0 IP, 2 H, 1 R, 1 ER, 2 BB, 0 SO
Ty Cobb	October 4, 1925	1.0 IP, 0 H, 0 R, 0 ER, 0 BB, 0 SO
Mark Koenig	September 18, 1930	2.0 IP, 1 H, 0 R, 0 ER, 2 BB, 0 SO
Mark Koenig	September 27, 1930	7.0 IP, 10 H, 10 R, 10 ER, 6 BB, 6 SO
Mark Koenig	May 18, 1931	1.0 IP, 2 H, 5 R, 5 ER, 5 BB, 1 SO
Mark Koenig	July 27, 1931	2.0 IP, 2 H, 0 R, 0 ER, 0 BB, 1 SO
Mark Koenig	September 22, 1931	4.0 IP, 3 H, 0 R, 0 ER, 6 BB, 1 SO
Shane Halter	October 1, 2000	0.0 IP, 0 H, 0 R, 0 ER, 1 BB, 0 SO
Don Kelly	June 29, 2011	0.1 IP, 0 H, 0 R, 0 ER, 0 BB, 0 SO
Danny Worth	May 22, 2014	1.0 IP, 1 H, 0 R, 0 ER, 0 BB, 2 SO
Danny Worth	May 24, 2014	1.0 IP, 3 H, 1 R, 1 ER, 0 BB, 1 SO
Andrew Romine	August 22, 2014	1.0 IP, 4 H, 3 R, 3 ER, 0 BB, 1 SO
Josh Wilson	June 20, 2015	1.0 IP, 2 H, 1 R, 1 ER, 0 BB, 0 SO
Andrew Romine	June 18, 2016	0.2 IP, 0 H, 0 R, 0 ER, 2 BB, 0 SO
Andrew Romine	July 26, 2017	0.2 IP, 1 H, 0 R, 0 ER, 1 BB, 0 SO
Andrew Romine	September 30, 2017	0.1 IP, 0 H, 0 R, 0 ER, 0 BB, 0 SO
Brandon Dixon	May 16, 2019	1.0 IP, 1 H, 2 R, 2 ER, 0 BB, 1 SO
Brandon Dixon	August 7, 2019	1.0 IP, 0 H, 0 R, 0 ER, 0 BB, 0 SO
Travis Demeritte	September 9, 2020	1.0 IP, 4 H, 4 R, 4 ER, 0 BB, 0 SO

Source: Baseball Reference





# 84

## GERSON MORENO

NON-ROSTER INVITEE

HT: 6-0   WT: 218   BT: R   TH: R   BORN: 9/10/1995 IN YAMASA, DR

RIGHTHANDED PITCHER

Opening Day Age: 25   Residence: Yamasa, DR

Major League Service: 0.000   Signed Through: 2021

How Obtained: Signed by the Tigers as a Minor League free agent on December 3, 2020

**SEASON HIGHLIGHTS**

Worked out remotely during the **2020** season as a result of the COVID-19 Pandemic.

Spent the entire **2019** season on the injured list while recovering from right elbow surgery.

- Pitched in seven games, including six as a starter, as part of a rehab assignment with the GCL Tigers East.

Limited to 14 appearances with Double A Erie in **2018** after undergoing right elbow surgery.

- Sidelined from June 2-September 14 due to right elbow surgery.
- Rated as the No. 18 prospect in the Tigers organization by *Baseball America*.

Split the **2017** season between Single A Lakeland and Double A Erie, appearing in 41 games.

- Named to the Florida State League midseason All-Star Team.
- Ranked tied for ninth in the Florida State League with eight saves.
- Did not allow an earned run over his final 15 appearances with Lakeland from April 27-June 11, a stretch that spanned 16.2 innings.
- Posted a 2.84 ERA (12.2IP/4ER) and 18 strikeouts in eight appearances with Erie in July.
- Sidelined from August 14-24 with a right triceps strain.
- Appeared in eight games with Mesa in the Arizona Fall League, posting one save with a 2.61 ERA (10.1IP/3ER) and 12 strikeouts...selected to play in the AFL's Rising Stars Game.

Established a career high with 44 appearances between Single A West Michigan and Single A Lakeland in **2016**.

- Selected to the Midwest League midseason All-Star Team.
- Ranked sixth in the Midwest League with 11 saves.
- Did not allow an earned run in 21-of-23 appearances with West Michigan.
- Had one save and a 2.19 ERA (12.1IP/3ER) and 15 strikeouts in eight appearances with Lakeland in August.
- Ranked as the 20th-best prospect in the Tigers organization by *Baseball America*.

Appeared in 20 games between Single A Connecticut and Single A West Michigan in **2015**.

- Did not allow a run in five outings with West Michigan, allowing just three hits and striking out nine.

Spent the entire **2014** season with the GCL Tigers, pitching in 14 games.

- Threw a season-high 4.0 innings and earned his only win of the season on August 26 vs. the GCL Astros.

Made 15 appearances, including five starts, with the DSL Tigers in **2013**.

- Finished the month of July with a 1-0 record, one save, a 1.93 ERA (18.2IP/4ER) and 14 strikeouts in six appearances, including one start.

**TRANSACTIONS**

- Signed by the Tigers as a non-drafted free agent on October 5, 2012 (signing scouts: Carlos Santana and Ramon Perez)
- On injured list, August 14-24, 2017 (right triceps strain)
- On injured list, April 5-16, 2018 (right elbow strain)
- Signed by the Tigers as a Minor League free agent on June 2, 2018
- On injured list, June 2-September 14, 2018 (right elbow surgery)
- On injured list, April 5-September 4, 2019 (right elbow surgery)



**GERSON MATED MORENO'S CAREER RECORD**

Year	Club	W-L	ERA	G	GS	CG	SHO	SV	IP	H	TBF	R	ER	HR	HB	BB	SO	WP	BK	AVG
2013	DSL Tigers	2-1	2.88	15	5	0	0	1	50.0	43	215	21	16	0	5	21	35	8	1	.232
2014	GCL Tigers	1-1	4.40	14	1	0	0	0	28.2	32	132	19	14	0	1	17	22	6	0	.283
2015	Connecticut	2-5	3.86	15	0	0	0	2	28.0	28	124	19	12	0	0	12	29	4	0	.259
	West Michigan	0-0	0.00	5	0	0	0	1	9.1	3	31	0	0	0	0	3	9	0	0	.107
2016	West Michigan	1-1	1.08	23	0	0	0	11	25.0	19	100	5	3	0	1	8	27	3	0	.209
	Lakeland	0-3	6.93	21	0	0	0	3	24.2	22	119	20	19	4	3	20	27	3	0	.232
2017	Lakeland	1-0	2.01	21	0	0	0	8	22.1	19	94	6	5	1	1	8	30	0	1	.226
	Erie	0-3	6.43	20	0	0	0	0	28.0	23	127	20	20	4	3	17	36	6	1	.221
2018	Erie	0-1	5.29	14	0	0	0	1	17.0	17	80	11	10	2	1	14	21	4	0	.266
2019	GCL Tigers East#	0-2	8.10	7	6	0	0	0	6.2	8	32	6	6	0	0	5	7	2	0	.296
<b>MINOR LEAGUE TOTALS</b>		<b>7-17</b>	<b>3.94</b>	<b>155</b>	<b>12</b>	<b>0</b>	<b>0</b>	<b>27</b>	<b>239.2</b>	<b>214</b>	<b>1054</b>	<b>127</b>	<b>105</b>	<b>11</b>	<b>15</b>	<b>125</b>	<b>243</b>	<b>36</b>	<b>3</b>	<b>.238</b>

2021 TIGERS



# 44

## DANIEL NORRIS

**HT: 6-2 WT: 185 BT: L TH: L BORN: 4/25/1993 IN JOHNSON CITY, TN**

**LEFTHANDED PITCHER**

**Opening Day Age: 27 Residence: Johnson City, TN**

**Major League Service: 5.073 Signed Through: 2021**

**How Obtained: Acquired by the Tigers along with Matthew Boyd and Jairo Labourt from Toronto in exchange for David Price on July 30, 2015.**

**CAREER HIGHLIGHTS**

- Selected to participate in the MLB Futures Game prior to the Major League Baseball All-Star Game in **2014** at Target Field in Minneapolis -- threw a scoreless inning with one strikeout for the U.S. Team.

**SEASON HIGHLIGHTS**

Made 13-of-14 appearances from the bullpen in **2020**, combining to post a 3-1 record and 3.25 ERA (27.1IP/10ER) on 25 hits and seven walks, while striking out 28...marked a career-low in ERA and was tied for his highest win total since earning a career-high five in 2017.

- Moved to the bullpen after his first outing of the season, and allowed opponents to score in just five-of-13 contests, combining to post a 3-0 record and 2.77 ERA (26.0IP/8ER) allowing 21 hits and five walks, while striking out 28.
- Gave up just two home runs on the season, which was tied for the fourth-fewest among American League relievers with at least 26.0 innings pitched this season.
- Had a career long relief appearance of 4.0 innings on August 18 at Chicago (AL), allowing two earned runs on two hits and a walk, while striking out four...his previous career long relief outing was 3.1 innings on April 5, 2018 at Chicago (AL)...was a very efficient outing, throwing just 51 pitches...became the fourth Tigers reliever since 2007 to toss at least 4.0 innings from the bullpen in 51-pitches-or-less (others, Duane Below (48, 2013), Drew Smyly (50, 2013) and Mike Pelfrey (48, 2016).
- On September 19 vs. Cleveland he snapped a streak of 12 straight relief appearances with at least one strikeout, dating back to April 6, 2019...marked the longest such streak for a Tigers reliever since Joe Jiménez accomplished it in 20-straight between August 12, 2018 and April 6, 2019.

Bounced back from an injury-plagued 2018 season to established career highs in several categories in **2019**, including appearances (32), games started (29), innings pitched (144.1) and strikeouts (125).

- Had his most success in short-start situations, compiling a 0-4 record and 3.33 ERA (27.0IP/10ER) in starts lasting 3.0-innings-or-less, allowing 20 hits and seven walks, while striking out 27.
- Eight of his starts this season were followed by a relief appearance from Drew VerHagen, forming what became known as the "NorHagen" duo...the two combined to post a 3.99 ERA (56.1IP/25ER) on 50 hits and 14 walks, while striking out 47.
- Notched eight punchouts in a game three times this season...has only recorded more in a game one time in his career, striking out 11 on September 12, 2016 vs. Miami.
- Didn't allow more than three earned runs in any of his final eight starts of the season, and each was no more than 3.0 innings in length...marked the longest such streak by a starting pitcher in Tigers history, topping the previous high of four, established in 1972 by Bill Slayback.

Limited to 11 appearances, including eight starts, with Detroit in **2018** due to injury.



- Pitched out of the bullpen on April 5 at Chicago (AL), striking out six and allowing just one run in 3.1 innings.
- Sidelined from April 30-September 1 with a left groin strain.
- Struck out a season-high eight batters in his final start of the season on September 29 at Milwaukee.
- Selected to pitch for the MLB All-Stars in their trip to Japan in November...appeared in three games and did not allow a run in 3.1 innings...also started three games for Aguilas Cibaenas of the Dominican Winter League and had a 0-0 record with a 1.84 ERA (14.2IP/3ER) and 12 strikeouts.

Established career highs with 22 appearances, 101.2 innings pitched and 86 strikeouts in **2017** with the Tigers.

- Allowed four earned runs on April 20 at Tampa Bay, snapping his streak of allowing three earned runs-or-less at 21 consecutive starts...also took the loss in the game at Tampa Bay, which was Norris' first loss in 17 road starts to begin his career...the streak of 16 road starts without a loss to start his career was tied with Todd Wellemeier and Larry Jensen for the second-longest streak since 1913.
- Sidelined from July 6-September 1 with a left groin strain.
- Recorded the 200th strikeout of his Major League career on September 13 at Cleveland.

Split the **2016** season between Detroit and Triple A Toledo.

- Placed on the 15-day injured list on April 2, retroactive to March 25, with a lower back strain.
- Threw a season-high 7.0 innings on May 16 at Buffalo...also threw 7.0 innings on June 17 vs. Rochester and August 4 at Louisville.
- Placed on the injured list on July 5 with a right oblique strain.
- Established a career high with 11 strikeouts on September 12 vs. Minnesota.
- Started five games with the Tigers in September and had a 2-0 record with a 2.73 ERA (29.2IP/9ER) and 38 strikeouts.
- Allowed three earned runs-or-less in all 13 starts with Detroit during the season.

Began the **2015** season in the Toronto Blue Jays organization before being acquired by the Tigers along with Matthew Boyd and Jairo Labourt in exchange for David Price on July 30.

- Opened the season with the Blue Jays, marking the first time in his career he has made an Opening Day roster at the Major League level.
- Earned the first win of his Major League career on April 9 at New York (AL), allowing three runs on six hits with two walks and five strikeouts in 5.2 innings.
- Allowed three earned runs-or-less in each of his first nine starts with Triple A Buffalo from May 6-June 18 -- during the stretch he had a 3.44 ERA (49.2IP/19ER) and 51 strikeouts.
- Made his Tigers debut on August 2 at Baltimore and earned the win, tossing a career-long 7.1 innings and allowing one run on four hits with one walk and five strikeouts.
- Hit a home run in his first professional plate appearance, a two-run home run in the second inning on August 19 at Chicago (NL) off of Jon Lester to record his first Major League hit, home run and RBI -- became the first Tiger pitcher to hit a home run in a game since Jason Johnson on June 8, 2005 at Los Angeles (NL) and the first American League pitcher to hit a home run at Wrigley Field.
- Sidelined from August 20-September 16 with a right oblique strain.
- Ranked the best prospect in the Blue Jays organization, the No. 18 prospect overall and the seventh-best prospect in the International League by *Baseball America*.

Made his Major League debut in **2014** with the Toronto Blue Jays.

- Named a Minor League All-Star by *Baseball America*, while he was the MiLB.com staff choice for breakout prospect and MiLB.com fans' choice for best starting pitcher.
- Selected as an MiLB.com organization All-Star and was named to the Florida State League midseason All-Star Team.
- Allowed one earned run-or-less in each of his first 10 starts with Single A Dunedin from April 6-May 27 -- had a 4-0 record, a 0.72 ERA (50.1IP/4ER) and 60 strikeouts.
- Recorded double-digit strikeouts in consecutive starts for Triple A Buffalo, fanning 10 batters on August 10 at Durham and a season-high 13 batters on August 15 at Lehigh Valley -- became the first Bisons pitcher in the modern era to strike out 10-or-more in consecutive starts.
- Made his Major League debut on September 5 at Boston, striking out David Ortiz, the only batter he faced in the seventh inning to preserve a 4-3 lead.
- Had arthroscopic surgery on October 7 to remove bone spurs and loose bodies from his left elbow.
- Ranked as the No. 6 prospect in the Blue Jays player development system and the third-best prospect in the Florida State League by *Baseball America* following the season.

Spent most of the **2013** season with Single A Lansing, before making one start late in the season with Single A Dunedin.

- Sidelined from June 10-July 8 with left forearm inflammation.
- Allowed one earned run-or-fewer in nine straight starts from May 13-July 19 -- lowered his ERA from 8.54 to 4.80 over that stretch.
- Rated as the No. 8 prospect in the Blue Jays organization by *Baseball America*.

Completed his first season in professional baseball in **2012**, spending the majority of the season with Rookie-level Bluefield.



- Earned the win in his professional debut on June 19 at Bristol, throwing 4.0 hitless innings in relief with five strikeouts.
- Ranked as the fourth-best prospect in the Toronto Minor League system, the No. 91 prospect overall and the No. 14 prospect in the Appalachian League by *Baseball America*.

Drafted by the Blue Jays in the second round of the June 2011 draft, but did not pitch professionally that season.

#### TRANSACTIONS

- Selected by Toronto in the second round of the 2011 MLB Draft
- On injured list, June 10-July 8, 2013 (left forearm inflammation)
- On temporarily inactive list, July 12-17, 2014 (Participating in Futures Game)
- Acquired by the Tigers along with Matthew Boyd and Jairo Labourt from Toronto in exchange for David Price on July 30, 2015
- On injured list, August 20-September 16, 2015 (right oblique strain)
- On injured list, March 25-April 26, 2016 (lower back strain)
- On injured list, July 5-August 2, 2016 (right oblique strain)
- On injured list, July 6-September 1, 2017 (left groin strain)
- On injured list, April 30-September 1, 2018 (left groin strain)
- On injured list, July 8-August 2, 2020

#### DANIEL DAVID NORRIS' CAREER RECORD

Year	Club	W-L	ERA	G	GS	CG	SHO	SV	IP	H	TBF	R	ER	HR	HB	BB	SO	WP	BK	AVG
2012	Bluefield	2-3	7.97	11	10	0	0	0	35.0	44	166	35	31	4	2	13	38	3	0	.301
	Vancouver	0-1	10.57	2	2	0	0	0	7.2	14	41	9	9	0	0	5	5	1	0	.400
2013	Lansing	1-7	4.20	23	22	0	0	0	85.2	84	382	46	40	6	4	44	99	11	0	.255
	Dunedin	1-0	0.00	1	1	0	0	0	5.0	1	18	0	0	0	0	2	1	0	0	.063
2014	Dunedin	6-0	1.22	13	13	0	0	0	66.1	50	262	11	9	0	0	18	76	6	0	.209
	New Hampshire	3-1	4.54	8	8	0	0	0	35.2	32	155	18	18	5	2	17	49	3	1	.235
	Buffalo	3-1	3.18	5	4	0	0	0	22.2	14	85	8	8	2	0	8	38	0	0	.182
	Toronto	0-0	5.40	5	1	0	0	0	6.2	5	30	4	4	1	0	5	4	0	0	.208
2015	Buffalo	3-10	4.27	16	16	0	0	0	90.2	96	405	50	43	5	1	41	78	6	0	.270
	Toronto	1-1	3.86	5	5	0	0	0	23.1	23	103	11	10	3	2	12	18	2	0	.267
	DETROIT	2-1	3.68	8	8	0	0	0	36.2	30	148	20	15	6	0	7	27	1	0	.216
	Lakeland#	0-0	4.50	2	2	0	0	0	6.0	9	28	3	3	0	1	1	7	0	0	.346
2016	Erie#	1-0	4.05	1	1	0	0	0	6.2	5	27	3	3	2	0	3	7	0	0	.208
	Toledo	5-7	4.54	14	14	0	0	0	73.1	78	320	40	37	2	1	28	77	6	0	.272
	DETROIT	4-2	3.38	14	13	0	0	0	69.1	75	302	30	26	10	0	22	71	1	0	.271
	Toledo#	0-4	12.21	6	6	0	0	0	14.0	22	80	20	19	3	0	16	18	2	0	.355
2017	DETROIT	5-8	5.31	22	18	0	0	0	101.2	120	460	64	60	12	3	44	86	1	0	.295
	GCL Tigers East#	0-0	0.00	1	0	0	0	0	2.0	1	8	1	0	0	0	1	2	1	0	.167
	GCL Tigers West#	0-0	3.38	1	1	0	0	0	2.2	3	12	1	1	0	0	1	7	0	0	.273
	Lakeland#	0-0	3.00	1	1	0	0	0	3.0	2	13	1	1	0	0	2	4	1	0	.182
2018	Toledo#	0-0	2.25	1	1	0	0	0	4.0	3	15	1	1	0	0	1	4	0	0	.214
	DETROIT	0-5	5.68	11	8	0	0	0	44.1	46	200	28	28	8	2	19	51	2	1	.261
	DETROIT	3-13	4.49	32	29	0	0	0	144.1	154	610	75	72	25	4	38	125	5	0	.275
2020	DETROIT	3-1	3.25	14	1	0	0	0	27.2	25	116	10	10	2	0	7	28	0	0	.231
MINOR LEAGUE TOTALS		25-34	4.36	106	102	0	0	0	460.1	458	2017	247	223	29	11	201	510	40	1	.258
TORONTO TOTALS		1-1	4.20	10	6	0	0	0	30.0	133	133	15	14	4	2	17	22	2	0	.254
DETROIT TOTALS		17-30	4.48	101	77	0	0	0	424.0	450	1836	227	211	63	9	137	388	10	1	.270
MAJOR LEAGUE TOTALS		18-31	4.46	111	83	0	0	0	454.0	478	1969	242	225	67	11	154	410	12	1	.269

#### MAJOR LEAGUE CAREER FIELDING

	G	TC	PO	A	E	DP	PCT
Pitcher	111	71	20	48	3	1	.958

#### MAJOR LEAGUE CAREER HIGHS

**Longest Winning Streak in Games with Decision:** 4 - August 25, 2016-April 14, 2017

**Longest Losing Streak in Games with Decision:** 7 - May 17-July 3, 2019

**Strikeouts:** 11 - September 12, 2016 vs. Minnesota

**Walks:** 4 (four times) - last, July 5, 2017 vs. San Francisco

**Innings (starter):** 7.1 - August 2, 2015 at Baltimore

**Innings (reliever):** 4.0 - August 18, 2020 at Chicago (AL)

#### LONGEST STREAKS WITHOUT A LOSS

Max Scherzer went 19 straight starts without a loss from September 23, 2012-July 8, 2013 to establish the franchise record. Bobo Newsom had held the previous franchise record with 18 straight starts without suffering a loss from April 25-July 17, 1940.

Jeremy Bonderman went 17 straight starts from September 10, 2006-June 20, 2007 without suffering a loss, matching Wild Bill Donovan for the third-longest such streak in club history. Donovan's 17-start stretch without suffering a loss was September 6, 1907-July 7, 1908.

Courtesy of the Elias Sports Bureau





# SS RENATO NÚÑEZ

NON-ROSTER INVITEE

HT: 6-1 WT: 220 BT: R TH: R BORN: 4/4/1994 IN VALENCIA, VZ

INFIELDER

Opening Day Age: 26      Residence: Valencia, VZ

Major League Service: 2.167      Signed Through: 2021

How Obtained: Signed by the Tigers as a Minor League free agent on February 10, 2021

**CAREER HIGHLIGHTS**

- Selected to play in the **2014** and **2015** Futures Game...started at third base for the World Team in 2015 and went 0x2.

**SEASON HIGHLIGHTS**

Played in 52 games with the Orioles in **2020**.

- Led the team with 12 home runs, while he was third on the club with 31 RBI.
- Hit .318 (21x66) with two outs, which ranked fifth in the American League.
- Had a pair of multi-homer games on the season, hitting two home runs on August 6 vs. Miami and September 1 vs. New York (NL).
- Matched a career high with a seven-game hitting streak from August 11-18, hitting .370/.419/.444 with two doubles and four RBI.

Established career highs in nearly every offensive category in **2019**, including hits (132), doubles (24), home runs (31) and RBI (90).

- Became the fifth player in Orioles history to hit at least 30 home runs in a season in which they were 25-or-younger, joining Manny Machado (three times), Boog Powell (twice), Jonathan Schoop and Eddie Murray.
- Joined teammate Trey Mancini with at least 30 home runs and at least 90 RBI, becoming the eighth pair of Orioles teammates in club history to accomplish the feat...was one of 20 players in the American League with at least 30 home runs and at least 90 RBI.
- Matched a club record with three home runs in the doubleheader on April 20 vs. Minnesota, blasting one in Game 1 and two in Game 2...joined Harold Baines (7/26/1994 vs. Cleveland), Ken Singleton (April 23, 1981 at Chicago (AL)) and Earl Williams (September 3, 1973 at Boston) as Orioles to hit three homers in a twinbill...the performance in Game 2 marked Nunez's first career multi-homer game.
- Homered in a career-high four straight games from May 22-25.
- Added a second multi-homer game on June 29 vs. Cleveland.
- Matched his career high with four RBI three times (June 29 vs. Cleveland, August 18 at Boston, September 27 at Boston).
- Had a career-best five hits on August 14 at New York (AL), going 5x5 with a double and two RBI.
- Recorded his first career stolen base on August 24 vs. Tampa Bay.

Saw time with three different organizations in **2018**.

- Sidelined from March 26-April 15 with a left thigh strain.
- Was claimed off waivers by Texas on April 15 and appeared in 13 games for the Rangers before being designated for assignment and claimed off waivers by the Orioles on May 13.
- Had a five-hit performance on June 22 at Louisville, going 5x6 with a double and two RBI.
- Posted a seven-game hitting streak from July 31-August 7, batting .444/.464/.593 with four doubles and two RBI.
- Hit .313/.341/.550 with four doubles, five home runs and 11 RBI in 25 games during September.
- Ranked as the No. 20 prospect in the Oakland organization by *Baseball America*...was also rated as the best power hitter in the Athletics Minor League system.

Completed his second season with Triple A Nashville in **2017**.

- Selected to the Pacific Coast League midseason and postseason All-Star Teams and was named an organization All-Star by MiLB.com...was named the Most Valuable Player of the Triple A All-Star Game after hitting a three-run home run.
- Finished the season with 32 home runs, which was tied for second in the Minors, tied for fifth most in Nashville history and tied for ninth most in Oakland history by a Minor Leaguer.



- Led Oakland's farm system in home runs, extra-base hits (61) and slugging percentage (.518), ranked second in total bases (245), third in RBI (78), sixth in runs scored (74), tied for sixth in doubles (27) and tied for eighth in walks (47).
- Recalled by the Athletics in September and appeared in eight games...hit his first Major League home run on September 29 at Texas, a three-run homer off Martin Perez in the seventh inning.
- Hit .174/.269/.348 with two doubles, two home runs and seven RBI in 13 games with Tigres de Aragua.
- Ranked as the No. 18 prospect in the Oakland player development system by *Baseball America*.

Spent the entire **2016** season with Triple A Nashville before making his Major League debut with Oakland in September.

- Had a 13-game hitting streak with Nashville from August 1-13, hitting .352/.386/.667 with five doubles, four home runs and 13 RBI.
- Made his big league debut on September 12 at Kansas City, going 0x1 in a pinch-hitting role.
- Picked up the first hit of his Major League career on September 16 at Texas with a sixth inning single off Cole Hamels.
- Batted .304/.389/.542 with seven doubles, 11 home runs and 35 RBI in 45 games with Tigres de Aragua...ranked tied for second in the Venezuelan Winter League in home runs, while he was third in slugging percentage and ninth in RBI.
- Rated as the No. 4 prospect in the Athletics Minor League system by *Baseball America*.

Played in 93 games with Double A Midland in **2015**.

- Named an MiLB.com organization All-Star.
- Ranked tied for second in the Texas League with 18 home runs, while he was third with a .480 slugging percentage and tied for 10th with 41 extra-base hits.
- On injured list from April 9-May 3 with a left calf strain.
- Reached base safely in 22 consecutive games from May 16-June 7.
- Sidelined from August 10-27 with a left hamstring strain.
- Named Texas League Player of the Week on August 31 after hitting .375/.444/.625 with one double, one home run and four RBI.
- Hit a grand slam in consecutive games on September 5-6.
- Batted .407 with two home runs and 12 RBI in seven postseason games to lead Midland to the Texas League Championship.
- Played for Mesa in the Arizona Fall League, and hit .296/.333/.493 with two doubles, four home runs and 10 RBI...named to the AFL All-Star Game.
- Ranked as the No. 5 prospect in the Oakland Minor League system and the No. 19 prospect in the Texas League by *Baseball America*.

Belted 29 home runs with Single A Stockton in **2014**.

- Selected to the California League postseason All-Star Team and was named an organization All-Star by MiLB.com.
- Ranked tied for fourth in the CL in home runs and total bases (263), tied for fourth in RBI (96), sixth in extra-base hits (60), tied for seventh in hit by pitches (13), ninth in hits (142) and 10th in slugging percentage (.517).
- Reached base safely via a hit or walk in 22 consecutive games from May 1-24.
- Named California League Player of the Week for the week ending June 29, hitting .452/.500/1.065 with four doubles, five home runs and nine RBI in seven games.
- Appeared in 28 games with Tigres de Aragua in the Venezuelan Winter League, and hit .281/.368/.458 with five doubles, four home runs and 22 RBI.
- Ranked as the sixth-best prospect in the Oakland organization and the No. 15 prospect in the California League by *Baseball America*.

Played in 128 games with Single A Beloit in **2013**.

- Named to the Midwest League midseason All-Star Team and an Oakland organization All-Star by MiLB.com.
- Ranked tied for fifth in the MWL with 19 home runs and 85 RBI and was eighth with 215 total bases.
- Had a pair of 12-game hitting streaks during the season, hitting safely in 12 straight contests from April 9-28 and June 14-29.
- Had a pair of home runs and drove in four on July 24 vs. Kane County.
- Rated as the No. 12 prospect in the Athletics Minor League system by *Baseball America*.

Spent the entire **2012** season with the AZL Athletics.

- Selected to the Arizona League postseason All-Star Team.
- Ranked tied for second in the AZL with 42 RBI, while he was third with 18 doubles, fifth with a .550 slugging percentage, tied for fifth with 25 extra-base hits, eighth with a .325 batting average and 10th with a .403 on-base percentage.
- Rated as the No. 26 prospect in the Athletics Minor League system and the 13th-best prospect in the Arizona League by *Baseball America*.



# 2021 TIGERS

Began his professional career with the DSL Athletics in **2011**, playing in 53 games.

- Led the team with five home runs, while he was tied for the team lead with 28 RBI.
- Went a perfect 5x5 with four runs scored, two doubles and a RBI on June 30 vs. the DSL Brewers.
- Ranked as the 16th-best prospect in the Oakland organization by *Baseball America*.

## TRANSACTIONS

- Signed by Oakland as a non-drafted free agent on July 2, 2010
- On injured list, April 9-May 3, 2015 (left calf strain)
- On temporarily inactive list, July 11-15, 2015 (Participating in Futures Game)
- On injured list, August 10-27, 2015 (left hamstring strain)
- On injured list, March 26-April 15, 2018 (left thigh strain)
- Claimed off waivers by Texas from Oakland on April 15, 2018
- Claimed off waivers by Baltimore from Texas on May 13, 2018
- Signed by the Tigers as a Minor League free agent on February 10, 2021

## RENATO RAFAEL NUNEZ'S CAREER RECORD

Year	Club	AVG	G	AB	R	H	TB	2B	3B	HR	RBI	SH	SF	HB	BB	SO	SB	CS	OBP	SLG	E
2011	DSL Athletics	.268	53	194	20	52	79	12	0	5	28	1	2	4	6	42	1	2	.301	.407	30
2012	AZL Athletics	.325	42	160	31	52	88	18	3	4	42	0	3	6	17	32	4	0	.403	.550	7
2013	Beloit	.258	128	508	69	131	215	27	0	19	85	1	3	5	28	136	2	2	.301	.423	40
2014	Stockton	.279	124	509	75	142	263	28	3	29	96	0	6	13	34	113	2	0	.336	.517	15
2015	Midland	.278	93	381	62	106	183	23	0	18	61	0	3	4	28	66	1	0	.332	.480	14
2016	Nashville	.228	128	505	61	115	208	20	2	23	75	0	7	7	31	119	2	0	.278	.412	22
	<b>Oakland</b>	<b>.133</b>	<b>9</b>	<b>15</b>	<b>0</b>	<b>2</b>	<b>2</b>	<b>0</b>	<b>0</b>	<b>1</b>	<b>0</b>	<b>0</b>	<b>0</b>	<b>0</b>	<b>3</b>	<b>0</b>	<b>0</b>	<b>0</b>	<b>.133</b>	<b>.133</b>	<b>0</b>
2017	Nashville	.249	126	473	74	118	245	27	2	32	78	0	8	5	47	141	2	1	.319	.518	11
	<b>Oakland</b>	<b>.200</b>	<b>8</b>	<b>15</b>	<b>1</b>	<b>3</b>	<b>6</b>	<b>0</b>	<b>0</b>	<b>1</b>	<b>3</b>	<b>0</b>	<b>0</b>	<b>0</b>	<b>1</b>	<b>8</b>	<b>0</b>	<b>0</b>	<b>.250</b>	<b>.400</b>	<b>0</b>
2018	Nashville	.357	7	28	3	10	10	0	0	0	4	0	0	0	2	6	0	0	.400	.357	2
	Norfolk	.289	56	201	25	58	89	14	1	5	25	0	2	1	23	49	1	0	.361	.443	5
	<b>Texas</b>	<b>.167</b>	<b>13</b>	<b>36</b>	<b>2</b>	<b>6</b>	<b>10</b>	<b>1</b>	<b>0</b>	<b>1</b>	<b>2</b>	<b>0</b>	<b>1</b>	<b>1</b>	<b>3</b>	<b>12</b>	<b>0</b>	<b>0</b>	<b>.244</b>	<b>.278</b>	<b>5</b>
	<b>Baltimore</b>	<b>.275</b>	<b>60</b>	<b>200</b>	<b>26</b>	<b>55</b>	<b>89</b>	<b>13</b>	<b>0</b>	<b>7</b>	<b>20</b>	<b>0</b>	<b>1</b>	<b>3</b>	<b>16</b>	<b>50</b>	<b>0</b>	<b>0</b>	<b>.336</b>	<b>.445</b>	<b>7</b>
2019	<b>Baltimore</b>	<b>.244</b>	<b>151</b>	<b>541</b>	<b>72</b>	<b>132</b>	<b>249</b>	<b>24</b>	<b>0</b>	<b>31</b>	<b>90</b>	<b>0</b>	<b>4</b>	<b>10</b>	<b>44</b>	<b>143</b>	<b>1</b>	<b>1</b>	<b>.311</b>	<b>.460</b>	<b>4</b>
2020	<b>Baltimore</b>	<b>.256</b>	<b>52</b>	<b>195</b>	<b>29</b>	<b>50</b>	<b>96</b>	<b>10</b>	<b>0</b>	<b>12</b>	<b>31</b>	<b>0</b>	<b>1</b>	<b>3</b>	<b>17</b>	<b>64</b>	<b>0</b>	<b>0</b>	<b>.324</b>	<b>.492</b>	<b>3</b>
MINOR LEAGUE TOTALS		.265	757	2959	420	784	1380	169	11	135	494	2	34	45	216	704	15	5	.321	.466	146
MAJOR LEAGUE TOTALS		.248	293	1002	130	248	452	48	0	52	147	0	7	17	81	280	1	1	.313	.451	19

## CAREER FIELDING

	G	TC	PO	A	E	DP	PCT
First Base	52	376	353	19	4	32	.989
Third Base	81	185	38	132	15	14	.919
Outfield	8	6	6	0	0	0	1.000

## CAREER HIGHS

- Hits:** 5 - August 14, 2019 at New York (AL)
- Home Runs:** 2 (four times) - last, September 1, 2020 vs. New York (NL)
- RBI:** 4 (four times) - last, September 1, 2020 vs. New York (NL)
- Stolen Bases:** 1 - August 24, 2019 vs. Tampa Bay
- Hitting Streak:** 7 (three times) - last, August 11-18, 2020

## DETROIT TIGERS CLUB PRESIDENTS

President	Years
James D. Burns	1901
Samuel F. Angus	1902-03
William H. Yawkey	1904-07
Frank J. Navin	1908-35
Walter O. Briggs Sr.	1936-52
Walter O. Briggs Jr.	1952-56
Frederick A. Knorr	1957
Harvey R. Hansen	1957-59
William O. DeWitt	1959-60
John E. Fetzer	1961-78
James A. Campbell	1978-90
Glenn E. "Bo" Schembechler	1990-92
Michael Ilitch	1992-95
John McHale Jr.	1995-2001
Michael Ilitch	2001
David Dombrowski	2001-15



# 19 ISAAC PAREDES

HT: 5-11 WT: 213 BT: R TH: R BORN: 2/18/1999 IN HERMOSILLO, MEX

## INFIELDER

Opening Day Age: 22

Residence: Hermosillo, MEX

Major League Service: 0.117

Signed Through: 2021

How Obtained: Acquired by the Tigers along with Jeimer Candelario and cash considerations from Chicago (NL) in exchange for Alex Avila and Justin Wilson on July 31, 2017

### CAREER HIGHLIGHTS

- Selected to participate in the MLB Futures Game prior to the Major League Baseball All-Star Game in 2019 at Progressive Field in Cleveland...entered as a defensive replacement at third base and went 1x2 with a double.

### SEASON HIGHLIGHTS

Played in the first 34 games of his Major League career in 2020 after being recalled from the alternate training site on August 17...batted .220/.278/.290 on the season, with seven runs scored, four doubles, one home run and six RBI.

- Went 1x4 in his Major League debut on August 17, going 1x4 with a pair of RBI...first hit was a two-run single off Gio Gonzalez in the fourth inning...became the seventh player in franchise history and second since 1989 to have two-or-more RBI in his Major League debut (other, JaCoby Jones on August 30, 2016).
- Belted his first career homer on August 21 at Cleveland, a grand slam in the fourth inning that put the Tigers ahead 7-5...became the 10th player in Tigers history and third since 1992 to have his first career homer come via grand slam (last, Brennan Boesch on April 30, 2010)...was the fifth player in franchise history to have a game with four-or-more RBI within the first four contests of his career (last, Alex Avila on August 7, 2009)...per the Elias Sports Bureau, became the first Tiger to have six-or-more RBI in his first four career games since Pete Fox in 1933.
- Went 3x4 with a double on August 24 at Cleveland, his first career multi-hit contest...at 21 years, 188 days old, he became the youngest Tiger to record three-or-more hits in a game since Omar Infante on April 22, 2003...was one of six Mexican-born Major Leaguers to have three-or-more hits in a game since 2010, and the first Tiger to do so since 1999 (Karim Garcia on October 1, 1999 at Kansas City).
- Went hitless on September 25 at Kansas City, snapping his hitting streak at a career-best 10 games...over that stretch he batted .364/.400/.455 with just six strikeouts...ranked as the second longest hitting streak for a Tiger during the season, behind only Miguel Cabrera's streak of 13 games...per the Elias Sports Bureau, became the first Tigers rookie with a hitting streak of 10-plus games since Will Rhymes had a hit in 12 straight in 2010, and the first Tiger younger than 22 years-old to have a 10-plus game streak since Omar Infante's 12-game streak in 2002.
- Was successful in the field during his first year with Major League action...committed just two errors in 80 chances at third base, earning a .975 fielding percentage...ranked as the seventh-highest fielding percentage since 2000 among Tigers rookie infielders with at least 80 chances.
- Ranked as the No. 5 prospect in the Tigers organization and the No. 100 prospect overall by *Baseball America*...was also rated as having the best strike zone discipline in the Tigers system.

Named the Tigers Minor League Co-Player of the year in 2019 after hitting .282/.368/.416 with 23 doubles, one triple, 13 home runs and 66 RBI in 127 games with Double A Erie.

- Named to the Eastern League midseason and postseason All-Star Teams...was also selected a Tigers organization All-Star by MiLB.com.
- Ranked tied for second in the Eastern League in hits (135), while he was third in batting average and on-base percentage, tied for fourth in total bases (199), fifth in OPS (.784), sixth in RBI, tied for eighth in walks (57) and tied for ninth in runs (63).
- Had a 10-game hitting streak from May 2-13, batting .282/.383/.359 with one double, one triple and six RBI.
- Selected Eastern League Player of the Week for the week ending August 4 after hitting .552/.567/.724 with two doubles, one home run and five RBI.
- Had a season-high five hits with a double and three RBI on August 21 at Richmond.
- Appeared in 29 games with the SeaWolves in August, batting .336/.411/.496 with three doubles, five home runs and 22 RBI.
- Hit .295/.372/.373 with five doubles, one triple, two home runs and 20 RBI in 44 games with Yaquis de Obregon in the Mexican Pacific Winter League.



# 2021 TIGERS

- Ranked as the third-best prospect in the Tigers organization, the No. 94 prospect in all of baseball and the No. 10 prospect in the Eastern League by *Baseball America*...was also rated as the best hitter for average and possessing the best strike zone discipline in the Tigers organization.

Spent most of the **2018** season with Single A Lakeland, before being promoted to Double A Erie on July 19.

- Selected to the Florida State League midseason All-Star Team...was also named a Tigers organization All-Star by MiLB.com.
- Tabbed the Tigers Minor League Player of the Month for July, hitting .340/.423/.585 with two doubles, seven home runs and 19 RBI in 27 games.
- Drove in a season-high six runs and went 3x6 with a double and a home run on August 30 at Harrisburg.
- Appeared in 45 games with Yaquis de Obregon in the Mexican Pacific Winter League, batting .236/.378/.392 with nine doubles, one triple, four home runs and 24 RBI.
- Rated as the No. 7 prospect in the Tigers organization and the No. 16 prospect in the Eastern League by *Baseball America*.

Began the **2017** season in the Chicago Cubs organization, before being acquired by the Tigers along with Jeimer Candelario on July 31.

- Ranked eighth in the Midwest League with 70 RBI, while he was tied for eighth with 28 doubles.
- Placed on the temporarily inactive list from July 2-7.
- Belted a pair of home runs on July 7 at Dayton...added a second multi-homer game and went 4x6 on August 8 at Lake County.
- Hit .370/.426/.556 with seven doubles, one home run and seven RBI in 15 games with Yaquis de Obregon in the Mexican Pacific Winter League.
- Ranked as the No. 29 prospect in the Cubs organization and the No. 9 prospect in the Midwest League by *Baseball America*.

Began his professional career in **2016**, appearing in 50 games between the AZL Cubs and Single A South Bend.

- Named to the Arizona League postseason All-Star Team.
- Was a perfect 4x4 with two runs scored on July 14 vs. the AZL Royals...also had four hits and a RBI on July 19 at the AZL Dodgers.
- Posted a 17-game hitting streak from July 28-August 19, batting .353/.384/.529 with five doubles, two triples, one home run and 12 RBI.

## TRANSACTIONS

- Signed by Chicago (NL) as a non-drafted free agent on July 31, 2015
- On temporarily inactive list, July 2-7, 2017
- Acquired by the Tigers along with Jeimer Candelario and cash considerations from Chicago (NL) in exchange for Alex Avila and Justin Wilson on July 31, 2017

## ISAAC EDGARDO PAREDES' CAREER RECORD

Year	Club	AVG	G	AB	R	H	TB	2B	3B	HR	RBI	SH	SF	HB	BB	SO	SB	CS	OBP	SLG	E
2016	AZL Cubs	.305	47	167	23	51	74	14	3	1	26	1	2	2	13	20	4	0	.359	.443	10
	South Bend	.167	3	12	0	2	2	0	0	0	0	0	0	1	0	2	0	0	.231	.167	2
2017	South Bend	.264	92	337	49	89	135	25	0	7	49	2	3	13	29	54	2	1	.343	.401	7
	West Michigan	.217	32	115	16	25	40	3	0	4	21	0	0	5	13	13	0	0	.323	.348	3
2018	Lakeland	.259	84	301	50	78	137	19	2	12	48	1	6	7	32	54	1	0	.338	.455	8
	Erie	.321	39	131	20	42	60	9	0	3	22	0	3	2	19	22	1	0	.406	.458	8
2019	Erie	.282	127	478	63	135	199	23	1	13	66	0	6	11	57	61	5	3	.368	.416	12
2020	<b>DETROIT</b>	<b>.220</b>	<b>34</b>	<b>100</b>	<b>7</b>	<b>22</b>	<b>29</b>	<b>4</b>	<b>0</b>	<b>1</b>	<b>6</b>	<b>0</b>	<b>0</b>	<b>0</b>	<b>8</b>	<b>24</b>	<b>0</b>	<b>0</b>	<b>.278</b>	<b>.290</b>	<b>2</b>
MINOR LEAGUE TOTALS		.274	424	1541	221	422	647	93	6	40	232	4	20	41	163	226	13	4	.355	.420	50
MAJOR LEAGUE TOTALS		.220	34	100	7	22	29	4	0	1	6	0	0	0	8	24	0	0	.278	.290	2

## MAJOR LEAGUE CAREER FIELDING

	G	TC	PO	A	E	DP	PCT
Third Base	33	80	22	56	2	8	.975

## MAJOR LEAGUE CAREER HIGHS

**Hits:** 3 (twice) - last, September 23, 2020 at Minnesota

**Home Runs:** 1 - August 21, 2020 at Cleveland

**RBI:** 4 - August 21, 2020 at Cleveland

**Stolen Bases:** No Major League stolen bases

**Hitting Streak:** 10 - September 12-24, 2020



# 78 WILLY PERALTA

NON-ROSTER  
INVITEE

HT: 6-1 WT: 255 BT: R TH: R BORN: 5/8/1989 IN SAMANA, DR

## RIGHTHANDED PITCHER

Opening Day Age: 31

Residence: Santo Domingo, DR

Major League Service: 5.166

Signed Through: 2021

How Obtained: Signed by the Tigers as a Minor League free agent on February 19, 2021

2021 TIGERS

### SEASON HIGHLIGHTS

Trained remotely during the **2020** season as a result of the COVID-19 Pandemic.

Pitched in a career-high 42 games for the Royals in **2019**.

- Picked up his first save of the season on April 13 vs. Cleveland...also notched a save on July 5 at Washington.
- Posted a 9.0-inning scoreless streak over nine outings from May 17-June 8.

Made 37 relief appearances for Kansas City in **2018**, finishing the season with a 3.67 ERA (34.1IP/14ER), which was his lowest since 2014, when he had a 3.53 ERA (198.2IP/78ER).

- Went 14-for-14 in save opportunities, becoming the first Royal to record at least 10 saves in a single season without blowing one...joined Ken Giles (26-for-26) as the only Major League pitchers with a perfect save percentage (min. 10 saves).
- Recorded 7.1 consecutive scoreless innings over eight appearances from June 20-July 14.
- Earned his first career save on June 25 vs. Los Angeles (AL) in his 136th career appearance, 16th in relief.

Combined to make 32 appearances, including eight starts, between Milwaukee and Triple A Colorado Springs in **2017**.

- Opened the season by winning his first three starts, posting a 2.65 ERA (17.0IP/5ER) and 13 strikeouts in that span.
- Allowed just one earned run in his last 11 appearances with Colorado Springs, recording a 0.66 ERA (13.2IP/1ER) and .149 (7x47) opponents batting average.
- Made one start for the Dominican Republic in the World Baseball Classic, tossing the first 4.0 innings in the 10-3 win over Colombia...allowed one run on two hits with one walk and six strikeouts.

Split the **2016** season between Milwaukee and Triple A Colorado Springs.

- Made his first career Opening Day start on April 4 vs. San Francisco.
- Belted his first big league home run on June 11 vs. New York (NL) with a two-run shot off Logan Verrett.
- Notched the second double-digit strikeout game of his career on August 30 vs. St. Louis, fanning 10.

Limited to 20 starts with the Brewers in **2015** after spending two months of the season on the injured list.

- Went 1-2 with a 3.10 ERA (29.0IP/10ER) and 23 strikeouts in five starts during May.
- Sidelined from May 23-July 28 with a left oblique muscle strain.

Set career highs in wins (17), innings (198.2), strikeouts (154) and quality starts (22) in **2014** with Milwaukee.

- Named the Brewers' Most Valuable Pitcher by members of the Milwaukee chapter of the Baseball Writers' Association of America.
- Ranked tied for fifth in the National League with 17 victories.
- Had a pair of career-best, five-game winning streaks during the season, winning five straight decisions from June 5-26 and July 13-August 7.
- Drove in the only runs of the game with a two-run double on May 2 at Cincinnati...tossed 8.0 shutout innings in the contest with three hits allowed and seven strikeouts.
- Struck out a career-best 13 batters over 7.0 innings on September 27 vs. Chicago (NL)...was his first double-digit strikeout game at the Major League level.

Completed his first full season in the Majors in **2013**, starting 32 games for the Brewers.

- Finished the season strong, going 7-7 with a 3.05 ERA (103.1IP/35ER) over his final 17 starts after posting a 4-8 record with a 6.08 ERA (80.0IP/54ER) in his first 15 starts.
- Tossed the first complete game and shutout of his big league career on July 9 vs. Cincinnati in a 2-0 win,



allowing three hits and striking out six...became the first Brewers rookie to throw a shutout since Ben Sheets on May 29, 2001 at St. Louis.

- Recorded his second complete game of the season on August 11 at Seattle in a 2-0 loss to Felix Hernandez, giving up two runs on four hits with four strikeouts in 8.0 innings.
- Ranked as the top prospect in the Brewers organization and the No. 69 prospect overall by *Baseball America*...also rated as possessing the best slider in the Milwaukee Minor League system.

Saw the first Major League action of his career in **2012** with Milwaukee, but spent most of the season at Triple A Nashville.

- Ranked fifth in the Pacific Coast League with 143 strikeouts.
- Made his big league debut on April 22 vs. Colorado, allowing a run on three hits with one strikeout in 1.0 inning of relief...punched out Tyler Colvin for his first Major League strikeout.
- Named PCL Pitcher of the Week for the period from July 2-8, posting a 2-0 record with a 0.00 ERA (12.2IP/0ER) and 12 strikeouts in two starts.
- Earned his first Major League win in his first big league start on September 5 at Miami, giving up three runs on five hits with three strikeouts in 6.0 innings.
- Rated as the top prospect in the Milwaukee player development system and the No. 56 prospect overall in baseball by *Baseball America*.

Spent most of the **2011** season with Double A Huntsville, before a late season promotion to Triple A Nashville.

- Selected to the Southern League midseason All-Star Team.
- Ranked second among Brewers Minor Leaguers in wins (11) and strikeouts (157).
- Sidelined from May 5-13 with an infected tooth.
- Named Southern League Pitcher of the Week for the week ending July 31, starting two games and going 2-0 with 14.0 scoreless innings, five hits allowed and 13 strikeouts.
- Tabbed MiLB.com Southern League Player of the Month and Brewers Minor League Pitcher of the Month for July, compiling a 4-0 record with a 0.66 ERA (41.0IP/3ER) and 38 strikeouts.
- Pitched for Gigantes del Cibao in the Dominican Winter League, and had a 1-3 record with a 4.68 ERA (25.0IP/13ER) and 21 strikeouts in six games, including four starts.
- Ranked as the No. 5 prospect in the Brewers organization and the No. 8 prospect in the Southern League, according to *Baseball America*.

Split the **2010** season between Single A Brevard County and Double A Huntsville.

- Rated as the 14th-best prospect in the Milwaukee Minor League system by *Baseball America*.

Spent the entire **2009** season with Single A Wisconsin, pitching in 27 games, including 15 starts.

- Named to the Midwest League midseason All-Star Team.
- Selected Midwest League Pitcher of the Week for the week ending May 24 after throwing 9.0 scoreless innings with five hits allowed and 17 strikeouts in two appearances...had his first career double-digit strikeout game on May 24 at Beloit.
- Ranked as the No. 22 prospect in the Brewers organization and the No. 14 prospect in the Midwest League by *Baseball America*.

Combined to make 17 appearances, including four starts, between Rookie-level Helena and Single A West Virginia in **2008**.

- Held opponents to a .225 (29x129) batting average and struck out 39 in only 34.1 innings.
- Sidelined from September 8-15 with right biceps inflammation.
- Ranked as the No. 16 prospect in the Pioneer League by *Baseball America*.

Missed the entire **2007** season due to Tommy John surgery.

Began his professional career with the AZL Brewers in **2006**.

- Collected his first victory on July 23 vs. the AZL Angels, throwing a season-high 6.0 innings and allowing one run on three hits with four strikeouts.

#### TRANSACTIONS

- Signed by Milwaukee as a non-drafted free agent on November 26, 2005
- On injured list, June 22-August 31, 2007 (right elbow ulnar collateral ligament injury)
- On injured list, September 8-15, 2008 (right biceps inflammation)
- On injured list, May 5-13, 2011 (infected tooth)
- On injured list, May 23-July 28, 2015 (left oblique muscle strain)
- On paternity list, May 6-9, 2016
- On injured list, June 20-July 23, 2017 (right calf strain)
- Signed by Kansas City as a free agent on December 5, 2017
- Signed by the Tigers as a Minor League free agent on February 19, 2021



## WILY PERALTA'S CAREER RECORD

Year	Club	W-L	ERA	G	GS	CG	SHO	SV	IP	H	TBF	R	ER	HR	HB	BB	SO	WP	BK	AVG
2006	AZL Brewers	2-5	6.63	14	6	0	0	0	38.0	51	188	37	28	5	5	20	28	4	0	.319
2007	Did Not Pitch																			
2008	Helena	1-1	3.07	15	2	0	0	2	29.1	23	120	14	10	4	0	8	36	4	0	.209
	West Virginia	0-1	10.80	2	2	0	0	0	5.0	6	24	6	6	0	1	3	3	0	0	.316
2009	Wisconsin	4-4	3.47	27	15	0	0	1	103.2	91	446	45	40	5	4	46	118	8	0	.235
2010	Brevard County	6-3	3.86	19	17	0	0	0	105.0	102	454	50	45	5	6	40	75	3	1	.253
	Huntsville	2-3	3.61	8	8	0	0	0	42.1	43	190	22	17	5	4	24	29	4	0	.269
2011	Huntsville	9-7	3.46	21	21	1	0	0	119.2	106	496	57	46	9	4	48	117	8	0	.243
	Nashville	2-0	2.03	5	5	0	0	0	31.0	21	122	7	7	0	1	11	40	1	0	.193
2012	Nashville	7-11	4.66	28	28	1	0	0	146.2	154	652	79	76	9	9	78	143	9	1	.275
	Milwaukee	2-1	2.48	6	5	0	0	0	29.0	24	113	8	8	0	0	11	23	1	0	.242
2013	Milwaukee	11-15	4.37	32	32	2	1	0	183.1	187	802	107	89	19	7	73	129	12	0	.264
2014	Milwaukee	17-11	3.53	32	32	0	0	0	198.2	198	838	88	78	23	7	61	154	7	0	.261
2015	Wisconsin#	0-0	3.38	1	1	0	0	0	2.2	2	10	1	1	0	0	4	0	0	0	.200
	Biloxi#	0-0	1.04	2	2	0	0	0	8.2	5	34	1	1	1	1	2	8	0	0	.161
	Milwaukee	5-10	4.72	20	20	0	0	0	108.2	130	478	60	57	14	4	37	60	5	1	.302
2016	Colorado Springs	1-3	6.31	10	10	0	0	0	41.1	55	189	31	29	5	0	17	39	5	1	.324
	Milwaukee	7-11	4.86	23	23	0	0	0	127.2	152	554	73	69	19	3	43	93	0	0	.305
2017	Colorado Springs	1-0	3.38	13	0	0	0	1	16.0	13	71	12	6	0	0	10	10	4	0	.213
	Milwaukee	5-4	7.85	19	8	0	0	0	57.1	73	269	51	50	10	1	32	52	5	0	.315
2018	Omaha	0-1	4.37	18	2	0	0	1	35.0	36	157	18	17	3	0	21	39	4	0	.267
	Kansas City	1-0	3.67	37	0	0	0	14	34.1	28	149	14	14	4	1	23	35	4	0	.230
2019	Kansas City	2-4	5.80	42	0	0	0	2	40.1	45	176	28	26	7	2	19	24	0	0	.296
2020	Did Not Pitch																			
MINOR LEAGUE TOTALS		35-39	4.09	183	119	2	0	5	724.1	708	3153	380	329	51	35	328	689	54	3	.257
AL TOTALS		3-4	4.82	79	0	0	0	16	74.2	73	325	42	40	11	3	42	59	4	0	.266
NL TOTALS		47-52	4.48	132	120	2	1	0	704.2	764	3054	387	351	85	22	257	511	30	1	.280
MAJOR LEAGUE TOTALS		50-56	4.52	211	120	2	1	16	779.1	837	3379	429	391	96	25	299	570	34	1	.279

## MAJOR LEAGUE CAREER FIELDING

	G	TC	PO	A	E	DP	PCT
Pitcher	211	150	55	88	7	9	.953

## MAJOR LEAGUE CAREER HIGHS

**Longest Winning Streak in Games with Decision:** 5 (three times) - last, July 13-August 7, 2014

**Longest Losing Streak in Games with Decision:** 5 - September 16, 2015-April 14, 2016

**Strikeouts:** 13 - September 27, 2014 vs. Chicago (NL)

**Walks:** 5 (twice) - last, September 22, 2013 vs. St. Louis

**Innings (starter):** 9.0 - July 9, 2013 vs. Cincinnati

**Innings (reliever):** 2.0 (six times) - last, April 17, 2019 at Chicago (AL)

**Low-Hit Game (CG):** 3 - July 9, 2013 vs. Cincinnati

## HOW THEY BECAME KNOWN AS "TIGERS"

Research reveals the nickname "Tigers" was first applied to the Detroit club in 1895. Baseball historians had long credited Philip J. Reid, city editor of the *Detroit Evening News*, with first using the name in print in 1896. However, George Stallings, manager of the Detroit team which was then a member of the Western League, took credit for the nickname because he had his players wear black and brown striped stockings, which, he said, reminded the fans of "tiger stripes."

It appears, though, that it was actually an unidentified headline writer at the *Detroit Free Press* who originated the Tigers nickname in 1895, a year before Stallings became manager and before the team was wearing striped stockings. Previously, the team had simply been called "Detroit", "the Detroits", sometimes the "Wolverines" and at times the "Creams."

On April 16, 1895, the *Free Press* printed a headline over a baseball story which read, "Strouthers' Tigers Showed Up Very Nicely." On the same page, a string of baseball notes was headed "Notes of the Detroit Tigers of 1895." Curiously, not once in either story was the word "Tigers" used.

From then on, the *Free Press* regularly called the club the "Tigers" and in May, 1895, *The Sporting Life* began using "Tigers" in its dispatches from Detroit. However, up to July 1, 1895, careful research disclosed that neither the *Detroit Evening News* nor its Sunday paper, the *News-Tribune*, had ever used "Tigers."



# 58 FRANKLIN PÉREZ

HT: 6-3 WT: 197 BT: R TH: R BORN: 12/6/1997 IN VALENCIA, VZ

## RIGHTHANDED PITCHER

Opening Day Age: 23

Residence: Kissimmee, FL

Major League Service: 0.000

Signed Through: 2020

How Obtained: Acquired by the Tigers along with Daz Cameron and Jake Rogers from Houston in exchange for Justin Verlander and a player to be named later (Juan Ramirez) on August 31, 2017

### SEASON HIGHLIGHTS

Spent the entire **2020** season at the alternate training site in Toledo.

- Ranked as the No. 8 prospect in the Tigers organization by *Baseball America*.

Made just two starts in **2019** after three separate trips to the injured list.

- Sidelined from April 4-May 15 with a right rotator cuff strain.
- Allowed just one run and struck out three in each of his two starts with Single A Lakeland, throwing 4.0 innings on May 15 at Clearwater and 3.2 innings on June 18 at St. Lucie.
- Sidelined from May 18-June 18 with right rotator cuff tendinitis
- Sidelined from June 23-September 6 with a right rotator cuff strain.
- Ranked as the fourth-best prospect and rated as possessing the best changeup in the Tigers organization by *Baseball America*.

Limited to seven starts in **2018**, missing most of the season due to two separate stints on the injured list.

- Sidelined from April 5-July 10 with a right oblique muscle strain.
- Sidelined from July 30-September 14 with right shoulder capsulitis.
- Ranked as the best prospect in the Tigers organization, and the No. 35 overall prospect by *Baseball America*...also rated as having the best curveball in the Tigers system.

Began the **2017** season in the Houston Astros organization, before being acquired by the Tigers on August 31.

- Named to the Carolina League midseason All-Star Team.
- Selected the Carolina League Pitcher of the Week for the week ending April 16 after tossing 4.0 no-hit innings with two strikeouts to earn the save on April 14 at Winston-Salem.
- Tabbed the Astros Minor League Pitcher of the Month for April, throwing 14.1 scoreless innings with three hits allowed and 14 strikeouts in three appearances.
- Sidelined from May 5-24 with right knee inflammation.
- Threw a 7.0-inning complete game on June 17 vs. Winston-Salem, allowing two runs (one earned) on two hits and five strikeouts.
- Started four games with Corpus Christi in August, compiling a 1-0 record with a 1.80 ERA (20.0IP/4ER) and 17 strikeouts.
- Ranked as the No. 4 prospect in the Astros organization, the No. 54 prospect overall and the fifth-best prospect in the Carolina League by *Baseball America*.

Spent the entire **2016** season with Single A Quad Cities, pitching in 15 games, including 10 starts.

- Named the Quad Cities Pitcher of the Month for August, posting a 1-1 record with a 2.65 ERA (17.0IP/5ER) and 21 strikeouts in four appearances, including three starts.
- Sidelined from August 25-September 21 with a right knee sprain.
- Ranked as the No. 21 prospect in the Astros organization and the 10th-best prospect in the Midwest League by *Baseball America*.

Completed his first season of professional baseball in **2015**, making 16 appearances, including 10 starts, between the DSL Astros Orange and the GCL Astros.

- Started five games in June with the DSL Astros Orange and went 0-2 with a 3.00 ERA (15.0IP/5ER) and 18 strikeouts.



## TRANSACTIONS

- Signed by Houston as a non-drafted free agent on July 2, 2014
- On injured list, August 25-September 21, 2016 (right knee strain)
- On injured list, May 5-24, 2017 (right knee inflammation)
- Acquired by the Tigers along with Daz Cameron and Jake Rogers from Houston in exchange for Justin Verlander and a player to be named later (Juan Ramirez) on August 31, 2017
- On injured list, April 5-July 10, 2018 (right oblique muscle strain)
- On injured list, July 30-September 14, 2018 (right shoulder capsulitis)
- On injured list, April 4-May 15, 2019 (right rotator cuff strain)
- On injured list, May 18-June 18, 2019 (right rotator cuff tendinitis)
- On injured list, June 23-September 6, 2019 (right rotator cuff strain)

## FRANKLIN EDUARDO PEREZ'S CAREER RECORD

Year	Club	W-L	ERA	G	GS	CG	SHO	SV	IP	H	TBF	R	ER	HR	HB	BB	SO	WP	BK	AVG
2015	DSL Astros Orange	1-2	4.37	11	9	0	0	0	35.0	34	149	22	17	1	1	11	44	5	0	.250
	GCL Astros	0-2	4.80	5	1	0	0	0	15.0	19	69	9	8	0	0	3	17	0	0	.292
2016	Quad Cities	3-3	2.84	15	10	0	0	1	66.2	63	277	24	21	1	2	19	75	7	1	.250
2017	Buies Creek	4-2	2.98	12	10	1	0	2	54.1	38	218	20	18	4	1	16	53	7	0	.191
	Corpus Christi	2-1	3.09	7	6	0	0	1	32.0	33	137	13	11	2	1	11	25	1	0	.266
2018	GCL Tigers East#	0-1	4.50	3	3	0	0	0	8.0	3	28	4	4	0	1	0	5	0	0	.120
	Lakeland	0-1	7.94	4	4	0	0	0	11.1	15	54	10	10	2	0	8	9	0	0	.341
2019	Lakeland	0-0	2.35	2	2	0	0	0	7.2	7	33	2	2	1	0	5	6	1	0	.259
2020	Did Not Pitch																			
MINOR LEAGUE TOTALS		10-12	3.56	59	45	1	0	4	230.0	212	965	104	91	11	6	73	234	21	1	.243



# 85

## DANIEL PINERO

HT: 6-5 WT: 210 BT: R TH: R BORN: 5/2/1994 IN TORONTO, ON, CANADA

INFIELDER

Opening Day Age: 26      Residence: Ft. Worth, TX

Major League Service: 0.000      Signed Through: 2021

How Obtained: Selected by the Tigers in the ninth round of the 2016 MLB Draft

NON-ROSTER  
INVITEE

## SEASON HIGHLIGHTS

Worked out remotely during the 2020 season as a result of the COVID-19 Pandemic.

Combined to play in 116 games between Double A Erie and Triple A Toledo in 2019.

- Hit a pair of home runs and had three RBI on May 4 vs. Bowie.
- Sideline from August 20-27 with left knee inflammation.

Spent the entire 2018 season with Single A Lakeland, appearing in 119 games.

- Selected Lakeland's Player of the Year and was named a Tigers organization All-Star by MiLB.com.
- Ranked tied for fourth in the Florida State League with 26 doubles, while he was fifth with 54 walks, sixth with 66 runs scored and 10th with a .352 on-base percentage and .748 OPS.
- Hit safely in 11 straight games from July 12-25, batting .512/.551/.780 with five doubles, two home runs and nine RBI...had eight multi-hit efforts during the streak.
- Finished the month of July hitting .333/.415/.500 with nine doubles, two home runs and 11 RBI.
- Played for Mesa in the Arizona Fall League after the season, and hit .216/.348/.243 with one double and three RBI.

Named West Michigan's Player of the Year in 2017, establishing career highs in games played (120), hits (122) and doubles (26).

- Ranked fourth in the Midwest League with a .377 on-base percentage, tied for sixth with 57 walks and eighth with a .289 (122x422) batting average.
- Placed on suspended list from June 2-8.
- Recorded a 13-game hitting streak from August 6-21, over which he hit .438/.500/.708 with seven doubles, two home runs and 12 RBI.
- Selected the Tigers Minor League Player of the Month for August after batting .366/.454/.505 with eight doubles, two home runs and 16 RBI in 28 games.



## 2021 TIGERS

Began his professional career in **2016**, playing in 50 games between GCL Tigers West and Single A Connecticut.

- Posted a 10-game hitting streak from July 22-August 5, batting .382/.425/.471 with one double, one triple and eight RBI.
- Went a perfect 4x4 with two runs scored on August 26 vs. Vermont.

### TRANSACTIONS

- Selected by Houston in the 20th round of the 2013 MLB Draft out of Western Tech High School (Toronto, Can.), but did not sign
- Selected by the Tigers in the 36th round of the 2015 MLB Draft out of the University of Virginia, but did not sign
- Selected by the Tigers in the ninth round of the 2016 MLB Draft out of the University of Virginia (signing scout: Oneri Fleita)
- On suspended list, June 2-8, 2017
- On injured list, August 20-27, 2019 (left knee inflammation)

### DANIEL PINERO'S CAREER RECORD

Year	Club	AVG	G	AB	R	H	TB	2B	3B	HR	RBI	SH	SF	HB	BB	SO	SB	CS	OBP	SLG	E
2016	GCL Tigers West	.333	7	24	6	8	16	2	0	2	6	0	0	0	5	2	0	2	.448	.667	0
	Connecticut	.261	43	142	20	37	45	6	1	0	16	0	5	4	24	28	2	3	.371	.317	9
2017	West Michigan	.289	120	422	61	122	168	26	4	4	56	3	8	7	57	68	5	2	.377	.398	16
2018	Lakeland	.263	119	414	66	109	164	26	1	9	59	0	8	7	54	81	5	0	.352	.396	9
2019	Erie	.237	88	317	34	75	129	19	1	11	38	0	2	6	32	84	1	6	.317	.407	7
	Toledo	.231	28	91	18	21	41	6	1	4	14	0	0	1	18	25	4	0	.364	.451	4
2020	Did Not Play																				
<b>MINOR LEAGUE TOTALS</b>		.264	405	1410	205	372	563	85	8	30	189	3	23	25	190	288	17	13	.356	.399	45



# 66

# ERASMO RAMÍREZ

NON-ROSTER  
INVITEE

HT: 6-0 WT: 220 BT: R TH: R BORN: 5/2/1990 IN RIVAS, NICARAGUA

**RIGHT-HANDED PITCHER**

Opening Day Age: 30

Residence: Rivas, NI

Major League Service: 6.059

Signed Through: 2021

How Obtained: Signed by the Tigers as a Minor League free agent on January 19, 2021

### SEASON HIGHLIGHTS

Spent most of the **2020** season at the Mets' Alternate Training Site, before having his contract purchased on September 4 and making six appearances at the Major League level.

- Finished the season with a 0.63 ERA (14.1IP/1ER), which was the eighth-lowest in the Majors (min. 12.0 innings)...was also the third-lowest in franchise history (min. 12.0 innings), behind only Charlie Puleo (0.00 ERA in 13.1 innings in 1981) and Dennis Musgraves (0.56 ERA over 16.0 innings in 1965).
- Made the longest relief outing of his Major League career in his season debut on September 7 vs. Philadelphia, tossing 5.0 innings and giving up one run on two hits with a strikeout.
- Threw 3.0 shutout innings on September 11 at Toronto to earn his fourth career save and first since May 28, 2017.
- Placed on the injured list on the final day of the regular season, September 27, with right groin tightness.

Spent the majority of the **2019** season with Triple A Pawtucket in the Red Sox organization.

- Made his only appearance of the season at the Major League level on April 16 at New York (AL), allowing four runs on four hits with a walk and a strikeout in 3.0 innings.
- Posted a 1-2 record with a 3.29 ERA (27.1IP/10ER) and 22 strikeouts in six appearances, including five starts, in July.

Limited 10 starts with Seattle in **2018** due to two separate trips to the injured list.

- On injured list from March 26-April 22 with a right shoulder strain.
- Sideline from May 1-August 12 with a right teres major strain.
- Allowed two-or-fewer earned runs in five-of-six starts from August 12-September 9, going 2-1 with a 3.68 ERA (29.1IP/12ER) and 23 strikeouts in that span.
- Following the season, pitched for the MLB team in the six-game Japan All-Star Series in November...threw 5.0 scoreless innings of relief and struck out seven in Game 6 on November 15...also started Game 2 on November 10.

Began the **2017** season with the Tampa Bay Rays before being acquired by Seattle on July 28.

- Went 2-0 with a 2.92 ERA (24.2IP/8ER) in his first 12 games of the season.
- Following the trade to Seattle, led the Mariners with 11 starts, 62.0 innings pitched and 54 strikeouts...threw 6.0-or-more innings in seven of his 11 starts.

Appeared in a career-high 64 games with the Rays in **2016**.

- Led all American League relievers with 85.0 innings pitched, which were the most by a Rays pitcher since J.P. Howell (89.1) in 2008...ranked second in the Majors, behind Brad Hand (89.1).
- Led the Majors with 35 relief appearances of four-or-more outs...was also tied for the big league lead with 20 relief outings of 2.0-or-more innings.
- Had 17 decision as a reliever, which were the most by a Major League relief pitcher since 2010, when Tyler Clippard went 11-8.
- Began the season 4-0 over his first six appearances, the first pitcher in club history with four wins through the team's first 15 games...the only other pitcher to do that in 2016 was Chris Sale...also became the first Ray to earn six wins through the team's first 28 games.
- Recorded his first career save on August 9 at Toronto, retiring all nine batters he faced on 27 pitchers...marked the fewest pitches for a 3.0 inning save-or-longer in club history.

Established career highs in wins (11), starts (27), innings pitched (163.1) and strikeouts (126) with Tampa Bay in **2015**.

- Attended Spring Training with Seattle before being traded to the Rays on March 31.
- Had five starts in which he allowed two-or-fewer hits, tied for the most in the American League.
- Among AL pitchers with at least 150.0 innings pitched from April 19 until the end of the season, he ranked second in WHIP (1.04) and fourth in ERA (3.02).
- On September 14 vs. New York (AL), lost a no-hit bid when Carlos Beltran led off the eighth inning with a single...finished the game with 7.2 scoreless innings.

Made an Opening Day roster at the Major League level for the first time in his career in **2014** with Seattle.

- Posted a scoreless streak of 19.2 innings from June 3-24...had three consecutive scoreless starts on June 9 at Tampa Bay, June 14 vs. Texas and June 19 at San Diego, allowing just nine hits.
- Tied a career high with 10 strikeouts on July 22 vs. New York (NL).
- Had a 2-0 record with a 0.30 ERA (30.0IP/1ER) and 22 strikeouts in five starts with Cardenales de Lara.

Pitched in 14 games, including 13 starts, with the Mariners in **2013**.

- On the injured list from April 4-May 28 with right triceps tendinitis.
- Posted a 3-1 record with a 2.86 ERA (28.1IP/9ER) and 17 strikeouts in six starts with Cardenales de Lara.

Made his Major League debut in **2012**, appearing in 16 games, including eight starts with Seattle.

- At 21 years old, was the youngest player on any MLB Opening Day roster.
- Made his big league debut on April 9 at Texas, allowing a run and striking out three in 3.0 innings of relief...at 21 years and 343 days old, he was the youngest Seattle pitcher to debut since Ryan Feierabend on September 13, 2006 (21.022).
- Named Pacific Coast League Pitcher of the Week for the week ending June 3...went 2-0 with a 1.35 ERA (13.1IP/2ER) and 15 strikeouts in two starts during the week.
- Struck out a career-high 10 batters on June 25 vs. Oakland, becoming the eighth Mariners rookie to record 10-plus strikeouts in a game...at 22 years and 54 days old, he was the second-youngest Mariner with 10-or-more strikeouts in a game, behind only Felix Hernandez.
- Sidelined from July 1-August 5 with a right flexor strain.
- Picked up his first Major League victory on September 11 at Toronto, allowing two runs in 7.0 innings.
- Went 0-2 with a 4.30 ERA (14.2IP/7ER) and 12 strikeouts in four starts with Cardenales de Lara.
- Ranked as the No. 13 prospect in the Mariners organization by *Baseball America*.

Combined to make 26 starts between Double A Jackson and Triple A Tacoma in **2011**.

- Selected to the Southern League midseason All-Star Team.
- Finished the season with 10 victories, which led all Mariners Minor Leaguers.
- Made six starts with Cardenales de Lara, compiling a 2-1 record with a 1.48 ERA (30.1IP/5ER) and 20 strikeouts.
- Ranked as the No. 28 prospect in the Mariners organization by *Baseball America*...also rated as possessing the best control in the Seattle Minor League system.

Spent the entire **2010** season with Single A Clinton and was named the affiliate's Pitcher of the Year.

- Named to the Midwest League midseason and postseason All-Star Teams.
- Ranked fourth among Seattle Minor Leaguers with a 2.97 ERA (151.2IP/50ER), while he was second in the Midwest League in WHIP (1.07), third in innings (151.2), fifth in ERA and tied for fifth in wins (10)...led all Midwest League starters in walks per 9.0 innings (1.34).
- Rated as possessing the best control in the Midwest League by *Baseball America*.



# 2021 TIGERS

Named Seattle Mariners Minor League Pitcher of the Year and was named the Venezuelan Summer League Most Valuable Player in **2009**.

- Led the VSL with a 0.51 ERA (88.0IP/5ER), 11 wins, 80 strikeouts and 88.0 innings pitched.
- Did not allow an earned run in 26.0 consecutive innings over five starts from June 12-26.

Made his professional debut in **2008** with the VSL Mariners, appearing in 13 games, including 11 starts.

## PERSONAL/MISCELLANEOUS

- Is one of only 15 Nicaraguan-born players (one of 11 pitchers) to play in MLB history
- Named Nicaragua Athlete of the Year in 2011 and 2013 by the Instituto Nicaraguense de Deportes.

## TRANSACTIONS

- Signed by Seattle as a non-drafted free agent on September 1, 2007
- On injured list, July 1-August 5, 2012 (right flexor strain)
- On injured list, April 4-May 28, 2013 (right triceps tendinitis)
- Acquired by Tampa Bay from Seattle in exchange for Mike Montgomery on March 31, 2015
- On paternity list, May 4-6, 2017
- Acquired by Seattle from Tampa Bay in exchange for Steve Cishek and cash considerations on July 28, 2017
- On injured list, March 26-April 22, 2018 (right shoulder strain)
- On injured list, May 1-August 12, 2018 (right teres major strain)
- Signed by Boston as a Minor League free agent on December 18, 2018
- On temporarily inactive list, August 31-September 3, 2019
- Signed by New York (NL) as a Minor League free agent on January 23, 2020
- On injured list, September 27-28, 2020 (right groin strain)
- Signed by the Tigers as a Minor League free agent on January 19, 2021

## ERASMO JOSE RAMIREZ OLIVERA'S CAREER RECORD

Year	Club	W-L	ERA	G	GS	CG	SHO	SV	IP	H	TBF	R	ER	HR	HB	BB	SO	WP	BK	AVG
2008	VSL Mariners	4-1	2.86	13	11	1	0	0	63.0	67	257	23	20	2	9	46	5	2	.276	
2009	VSL Mariners	11-1	0.51	14	13	0	0	0	88.0	54	324	10	5	1	7	5	80	4	0	.174
2010	Clinton	10-4	2.97	26	23	1	0	1	151.2	142	611	63	50	13	13	21	117	2	0	.248
2011	Jackson	7-6	4.73	19	19	0	0	0	110.1	127	481	74	58	10	8	19	81	5	0	.285
	Tacoma	3-2	5.10	7	7	0	0	0	42.1	51	184	27	24	4	2	13	35	0	0	.304
2012	Tacoma	6-3	3.72	15	15	0	0	0	77.1	81	339	45	32	5	4	18	58	8	0	.261
	Seattle	1-3	3.36	16	8	0	0	0	59.0	47	238	26	22	6	3	12	48	0	0	.217
2013	Everett#	0-0	1.69	1	1	0	0	0	5.1	6	22	2	1	0	0	1	10	1	0	.286
	Jackson#	0-0	1.80	1	1	0	0	0	5.0	3	21	2	1	0	0	2	3	0	0	.158
	Tacoma	3-3	3.09	7	7	0	0	0	43.2	43	185	17	15	4	1	14	42	0	0	.256
	Seattle	5-3	4.98	14	13	0	0	0	72.1	79	321	44	40	12	3	26	57	0	0	.273
2014	High Desert#	0-1	7.50	1	1	0	0	0	6.0	8	28	6	5	2	0	2	7	0	0	.308
	Tacoma	6-5	3.65	15	14	0	0	0	86.1	92	361	43	35	8	4	13	67	9	0	.270
	Seattle	1-6	5.26	17	14	0	0	0	75.1	82	338	44	44	13	6	34	60	3	0	.277
2015	Tampa Bay	11-6	3.75	34	27	0	0	0	163.1	145	666	73	68	16	9	40	126	3	0	.236
2016	Tampa Bay	7-11	3.77	64	1	0	0	2	90.2	90	378	39	38	14	4	26	63	7	0	.265
2017	Tampa Bay	4-3	4.80	26	8	0	0	1	69.1	66	282	39	37	10	1	16	55	1	0	.252
	Seattle	1-3	3.92	11	11	0	0	0	62.0	57	257	31	27	12	1	15	54	0	0	.243
2018	Modesto#	0-0	3.00	1	1	0	0	0	3.0	4	11	1	1	0	0	1	3	0	0	.400
	Arkansas#	0-0	2.25	1	1	0	0	0	4.0	4	16	2	1	0	0	0	6	0	0	.267
	Tacoma	0-2	2.41	5	5	0	0	0	18.2	14	75	7	5	1	1	3	17	0	1	.206
	Seattle	2-4	6.50	10	10	0	0	0	45.2	52	202	35	33	14	3	12	33	0	0	.284
2019	Pawtucket	6-8	4.74	27	24	1	0	0	125.1	125	537	75	66	18	5	43	95	6	1	.259
	Boston	0-0	12.00	1	0	0	0	0	3.0	4	15	4	4	2	1	1	1	0	0	.333
2020	New York (NL)	0-0	0.63	6	0	0	0	1	14.1	8	53	1	1	1	0	4	9	0	0	.163
MINOR LEAGUE TOTALS		56-36	3.46	153	143	3	0	1	830.0	821	3452	397	319	68	47	164	667	40	4	.257
AL TOTALS		32-39	4.40	193	92	0	0	3	640.2	622	2697	335	313	99	31	182	497	14	0	.254
NL TOTALS		0-0	0.63	6	0	0	0	1	14.1	8	53	1	1	1	0	4	9	0	0	.163
MAJOR LEAGUE TOTALS		32-39	4.31	199	92	0	0	4	655.0	630	2750	336	314	100	31	186	506	14	0	.252

## MAJOR LEAGUE CAREER FIELDING

	G	TC	PO	A	E	DP	PCT
Pitcher	199	102	27	73	2	4	.980

## MAJOR LEAGUE CAREER HIGHS

- Longest Winning Streak in Games with Decision:** 5 - September 24, 2015-April 21, 2016
- Longest Losing Streak in Games with Decision:** 7 (twice) - last, June 20-September 8, 2016
- Strikeouts:** 10 (three times) - last, September 22, 2017 vs. Cleveland
- Walks:** 5 (three times) - last, May 24, 2015 vs. Oakland
- Innings (starter):** 8.0 (three times) - last, September 22, 2017
- Innings (reliever):** 5.0 - September 7, 2020 vs. Philadelphia





# 40

# WILSON RAMOS

HT: 6-1   WT: 245   BT: R   TH: R   BORN: 8/10/1987 IN VALENCIA, VZ

CATCHER

Opening Day Age: 33   Residence: Parkland, FL

Major League Service: 10.047   Signed Through: 2021

How Obtained: Signed by the Tigers as a free agent on January 29, 2021

### CAREER HIGHLIGHTS

- Named to the National League All-Star Team in **2016** with Washington and to the American League All-Star Team in **2018** with Tampa Bay.
- Selected the National League Silver Slugger among catchers in **2016**.
- Since 2011, ranks in the top 10 among active catchers in home runs (127, third), RBI (509, third), hits (893, third), batting average (.274, third), slugging percentage (.434, eighth) and OPS (.756, seventh).
- Has caught three no-hitters in his career (September 28, 2014 - Jordan Zimmermann vs. Miami; June 20, 2015 - Max Scherzer vs. Pittsburgh; October 3, 2015 - Max Scherzer vs. New York (AL), all coming with Washington...according to the Elias Sports Bureau, he became the first player to catch three no-hitters in a 162-game span.
- In January **2015**, was voted the winner of the 25th annual Tony Conigliaro Award by the Boston chapter of the BBWAA...the award is presented to a Major League player who has overcome adversity through the attributes of spirit, determination and courage that were trademarks of Tony C.

### SEASON HIGHLIGHTS

Completed his second season with the Mets in **2020**, appearing in 45 games.

- Finished the season strong, hitting .274/.308/.516 with three doubles, four home runs and nine RBI over his final 21 games, after batting .213/.289/.288 with three doubles, a home run and six RBI in his first 24 games.
- Had three extra-base hits, including two doubles and a home run, and drove in four on September 11 at Toronto.

Played in a career-high 141 games in **2019** with New York (NL).

- Led all catchers with a .288 batting average, while he was second in hits (136), fourth in on-base percentage (.351), fifth in RBI (73) and tied for seventh in walks (44).
- Hit .346 (37x107) against lefthanded pitchers, which ranked 10th in all of baseball, while he batted .307 (39x127) with runners in scoring position.
- Belted the fourth grand slam of his career on May 14 at Washington against Jeremy Hellickson.
- Recorded his eighth career multi-homer game on May 25 vs. Detroit.
- Owned baseball's longest hitting streak of the season, hitting safely in 26 consecutive games from August 3-September 3...hit .430/.452/.590 with seven doubles, three home runs and 18 RBI during the streak.
- Established a career high with six RBI and finished a triple shy of the cycle on August 3.
- Stole his first career base on August 23 vs. Atlanta.

Began the **2018** season with Tampa Bay, before being acquired by Philadelphia on July 31.

- Selected to his second career All-Star team, and was voted the American League starting catcher, but did not play due to injury.
- Ranked third among all catchers with 65 RBI, while he was seventh with 36 extra-base hits and 10th with 15 home runs...also ranked second among catchers with a 130 OPS+, trailing only J.T. Realmuto, who had a 131 OPS+
- Posted a .402 (39x97) batting average with runners in scoring position, which was the second highest in the Majors, behind only Yuli Gurriel (.403).
- Posted an 18-game hitting streak from April 14-May 12, batting .375/.416/.611 with five doubles, four home runs and 17 RBI.
- Blasted a pair of home runs on May 18 at Los Angeles (AL)...also had two homers on June 25 vs. Washington.
- Sidelined from July 15-August 15 with a left hamstring strain.

Limited to 64 games in **2017** after missing the start of the season while recovering from surgery to repair a torn right ACL.



- On injured list from April 1-June 24.
- Suffered a head laceration after he was struck by Ruben Tejada's broken bat on July 24 vs. Baltimore... received six staples...was used as a pinch hitter the next night and returned to the starting lineup on July 26.
- Hit .317/.328/.600 with two doubles, five home runs and 16 RBI in 19 games during September.

Set career highs with 22 home runs and 80 RBI in **2016** with Washington.

- Won his first Silver Slugger Award and received two eighth-place votes for National League MVP, finishing tied for 18th.
- Named an All-Star for the first time in his career, and caught 3.0 innings for the NL.
- Ranked ninth in the NL with a .307 (148x482) batting average, while he led all NL catchers with a .496 slugging percentage and was tied with Buster Posey for the league lead in RBI...also ranked second among NL catchers in batting average and homers (22) and tied for second with 47 extra-base hits.
- Led the Majors with a 3.45 catcher's ERA...ranked third among qualified NL catchers with a 33.3% caught stealing percentage.
- Hit safely in 11 straight games from June 15-28, batting .383/.408/.574 with three doubles, two home runs and seven RBI.
- Tore his right ACL on September 26 vs. Arizona as he leapt for a throw to home plate...underwent surgery to repair his ACL, medial meniscus and lateral meniscus on October 14.

Appeared in 128 games with the Nationals in **2015**.

- Threw out a career-high 36.2 percent (17-of-47) of attempted basestealers, the fourth-highest rate in the Majors...was a finalist for the Rawlings Gold Glove at catcher.
- Caught both of Max Scherzer's no-hitters during the season (June 20 vs. Pittsburgh and October 3 at New York (NL)).
- Posted a 19-game hitting streak from April 24-May 19, over which he batted .365/.392/.459 with four doubles, one home run and 12 RBI...the streak was the second-longest in the National League in 2015.
- Belted a pair of home runs on June 16 at Tampa Bay.
- Hit his second career grand slam on September 7 vs. New York (NL).

Limited to 88 games in **2014** due to two stints on the injured list.

- Sidelined from April 1-May 7 with a left wrist hamate fracture.
- On the injured list from June 11-26 with a right hamstring strain.
- Recorded a 14-game hitting streak from June 9-July 11, batting .377/.421/.566 with four doubles, two home runs and six RBI.
- Placed on the paternity list on August 5...homered in his last game before (August 4 vs. Baltimore) and first game after (August 8 at Atlanta) the birth of his daughter, Antonella.
- Hit two of Washington's six home runs on August 29 at Seattle.
- Was behind the plate for Jordan Zimmermann's no-hitter on September 28 vs. Miami.
- Caught all four games in the National League Division Series vs. San Francisco...caught 44.0 innings in a five-day span, including the entirety of Washington's 2-1, 18-inning loss in Game 2.
- Played in 18 games with Tigres de Aragua in the Venezuelan Winter League, hitting .224/.257/.299 with two doubles, one home run and six RBI.

Set a Nationals single-season record for home runs by a catcher with 16 in **2013**.

- Led all Major League catchers with one home run every 17.94 at-bats.
- Hit a pair of home runs on April 6 at Cincinnati.
- Sidelined from April 14-29 with a left hamstring strain.
- On the injured list from May 16-July 4 with a left hamstring strain.
- Returned from his second IL stint on July 4 vs. Milwaukee and hit a go-ahead, three-run homer in the seventh inning as part of a five-RBI performance.
- Belted his first career grand slam off Carlos Torres on July 28 vs. New York (NL).
- Started 24 straight games at catcher from August 22-September 17, setting a MLB season high.
- Hit .309/.368/.463 with seven doubles, four home runs and 18 RBI in 30 games with Tigres de Aragua in the Venezuelan Winter League.

Spent most of the **2012** season on the injured list after suffering a right medial meniscus tear on May 12.

- On injured list from May 13-November 2...had surgeries performed by Dr. Richard Steadman in Vail, CO on June 1 (medial meniscus repair) and July 18 (right knee ACL healing response).

Posted an impressive rookie campaign in **2011**, finishing fourth in National League Rookie of the Year voting.

- Selected to the *Baseball America* Major League All-Rookie Team.
- Finished the season with 14 home runs, which established a franchise record for homers by a rookie catcher, topping Barry Foote's 11-homer season with the 1974 Expos.
- On April 26 vs. New York (NL), posted just the second multi-homer game by a Nationals catcher since the return of baseball to D.C. in 2005, joining Brandon Harper, who had two homers on August 20, 2006 at Philadelphia.
- Scored a franchise-record five runs and went 3x4 with a triple, a home run and two RBI on May 20 at Baltimore.

- Hit his first career pinch-hit homer on June 9 at San Diego, while he recorded his first career walk-off home run on June 21 vs. Seattle.
- Had a 10-game hitting streak from August 22-September 6, batting .368/.385/.684 with six doubles, two home runs and seven RBI.
- Ranked as the No. 5 prospect in the Nationals organization and the No. 96 prospect in baseball by *Baseball America* entering the season...was rated as the best defensive catcher in the Nationals system.
- Appeared in 25 games with Tigres de Aragua in the Venezuelan Winter League, batting .218/.277/.276 with two doubles, one home run and five RBI.

Saw the first Major League action of his career in **2010**, combining to appear in 22 games between Minnesota and Washington.

- Began the year in the Twins organization before being acquired by the Nationals on July 29.
- Made his Major League debut on May 2 at Cleveland, going 4x5 with a double...became the first player in the Majors with at least four hits in his debut since Colorado's Derrick Gibson had four in 1998, and the first American League player since Detroit's Billy Bean in 1987.
- Added three hits in his second career game the following day, becoming the first player with at least seven hits within the first two games of his career since Boston's Nanny Fernandez in 1952.
- Tabbed the International League Player of the Week for the week ending June 6 after hitting .522/.522/.696 with four doubles and five RBI in six games.
- Blasted his first career homer on September 8 vs. New York (NL) off R.A. Dickey.
- Ranked as the second-best prospect in the Twins organization and the No. 58 prospect overall by *Baseball America* entering the season...rated as the best power hitter and the best defensive catcher in the Twins system...ranked as the No. 18 prospect in the International League.
- Posted impressive numbers with Tigres de Aragua in the Venezuelan Winter League, hitting .322/.390/.567 with 17 doubles, nine home runs and 36 RBI in 47 games.

Appeared in 54 games with Double A New Britain in **2009**.

- Led Minnesota full-season Minor League players with a .317 batting average and .341 on-base percentage.
- On injured list from May 9-31 with a left middle finger fracture.
- Sidelined from June 14-August 13 with a right hamstring strain.
- Ranked as the No. 3 prospect in the Twins organization, the No. 71 prospect overall and the No. 8 prospect in the Eastern League by *Baseball America*...rated as the best defensive catcher in the Twins Minor League system.
- Hit .332/.397/.582 with 14 doubles, one triple, 12 home runs and 49 RBI in 54 games with Tigres de Aragua.

Spent the entire **2008** season with Single A Fort Myers.

- Selected to the Florida State League midseason and postseason All-Star Teams.
- Ranked fourth in the Florida State League with 23 doubles.
- Rated as the third-best prospect in the Minnesota organization and the No. 8 prospect in the Florida State League by *Baseball America*...named the best defensive catchers in the Twins system and the FSL.
- Played in 44 games with Tigres de Aragua in the Venezuelan Winter League, batting .317/.331/.475 with seven doubles, four home runs and 25 RBI.

Played in 73 games with Single A Beloit in **2007**.

- On injured list from August 28-September 17 with a sprained right thumb.
- Appeared in two games with Tigres de Aragua in the Venezuelan Winter League.

Made his professional debut in **2006** with the GCL Twins.

- Named to the Gulf Coast League postseason All-Star Team.
- Saw time in six games with Tigres de Aragua in the Venezuelan Winter League.

#### TRANSACTIONS

- Selected by Minnesota as a non-drafted free agent on July 7, 2004
- On injured list, August 28-September 17, 2007 (sprained right thumb)
- On injured list, May 9-31, 2009 (left middle finger fracture)
- On injured list, June 14-August 13, 2009 (right hamstring strain)
- Acquired by Washington along with Joe Testa from Minnesota in exchange for Matt Capps on July 29, 2010
- On injured list, May 13-November 2, 2012 (right medial meniscus tear)
- On injured list, April 14-29, 2013 (left hamstring strain)
- On injured list, May 16-July 4, 2013 (left hamstring strain)
- On injured list, April 1-May 7, 2014 (left wrist hamate fracture)
- On injured list, June 11-26, 2014 (right hamstring strain)
- On paternity list, August 5-7, 2014
- On bereavement list, April 26-May 1, 2016
- Signed by Tampa Bay as a free agent on December 12, 2016
- On injured list, April 1-June 24, 2017 (right knee surgery)
- Acquired by Philadelphia from Tampa Bay in exchange for a player to be named later on July 31, 2018
- On injured list, July 15-August 15, 2018 (left hamstring strain)
- Signed by New York (NL) as a free agent on December 17, 2018
- Signed by the Tigers as a free agent on January 29, 2021



# 2021 TIGERS

## WILSON ABRAHAM RAMOS' CAREER RECORD

Year	Club	AVG	G	AB	R	H	TB	2B	3B	HR	RBI	SH	SF	HB	BB	SO	SB	CS	OBP	SLG	E
2006	GCL Twins	.286	46	154	18	44	67	12	1	3	26	1	3	2	12	14	4	2	.339	.435	9
2007	Beloit	.291	73	292	40	85	128	17	1	8	42	0	0	5	19	61	1	1	.345	.438	2
2008	Fort Myers	.288	126	452	50	130	196	23	2	13	78	0	5	6	37	103	0	1	.346	.434	8
2009	GCL Twins#	.316	5	19	4	6	18	1	1	3	6	0	0	0	0	0	0	0	.316	.947	0
	New Britain	.317	54	205	31	65	93	16	0	4	29	0	1	2	6	23	0	0	.341	.454	4
2010	Rochester	.241	71	278	25	67	96	14	0	5	30	2	0	3	12	49	1	2	.280	.345	5
	Syracuse	.316	20	79	14	25	39	3	1	3	8	0	0	0	3	12	0	0	.341	.494	0
	Minnesota	.296	7	27	2	8	11	3	0	0	1	0	0	1	0	3	0	0	.321	.407	0
	Washington	.269	15	52	3	14	21	4	0	1	4	0	0	0	2	9	0	0	.296	.404	0
2011	Washington	.267	113	389	48	104	173	22	1	15	52	4	2	2	38	76	0	2	.334	.445	5
2012	Washington	.265	25	83	11	22	33	2	0	3	10	0	1	0	12	19	0	0	.354	.398	1
2013	GCL Nationals#	.000	2	3	0	0	0	0	0	0	0	0	0	1	1	0	0	0	.400	.000	1
	Potomac#	.000	3	10	0	0	0	0	0	0	0	0	0	1	1	1	0	0	.167	.000	0
	Harrisburg#	.500	2	4	1	2	3	1	0	0	0	0	0	0	1	0	0	0	.600	.750	0
	Washington	.272	78	287	29	78	135	9	0	16	59	0	1	0	15	42	0	1	.307	.470	8
2014	Hagerstown#	.667	1	3	1	2	5	0	0	1	3	0	0	0	1	0	0	0	.750	1.667	0
	Potomac#	.556	2	9	1	5	9	1	0	1	5	0	0	0	0	0	0	0	.556	1.000	0
	Harrisburg#	.182	3	11	1	2	5	0	0	1	4	0	0	0	0	1	0	0	.182	.455	0
	Washington	.267	88	341	32	91	136	12	0	11	47	0	3	0	17	57	0	0	.299	.399	5
2015	Washington	.229	128	475	41	109	170	16	0	15	68	0	8	0	21	101	0	0	.258	.358	6
2016	Washington	.307	131	482	58	148	239	25	0	22	80	0	4	2	35	79	0	0	.354	.496	3
2017	Charlotte#	.143	5	14	0	2	3	1	0	0	0	0	0	0	1	3	0	0	.200	.214	0
	Durham#	.250	8	28	4	7	15	2	0	2	5	0	0	0	2	1	0	0	.300	.536	0
	Tampa Bay	.260	64	208	19	54	93	6	0	11	35	0	3	0	10	36	0	0	.290	.447	4
2018	Clearwater#	.444	3	9	2	4	7	3	0	0	0	0	0	0	0	2	0	0	.444	.778	0
	Tampa Bay	.297	78	293	30	87	143	14	0	14	53	0	0	0	22	61	0	0	.346	.488	4
	Philadelphia	.337	33	89	9	30	43	8	1	1	17	0	2	0	10	19	0	0	.396	.483	1
2019	New York (NL)	.288	141	473	52	136	197	19	0	14	73	0	3	4	44	69	1	0	.351	.416	7
2020	New York (NL)	.239	45	142	13	34	55	6	0	5	15	0	1	2	10	31	0	0	.297	.387	1
MINOR LEAGUE TOTALS		.284	424	1570	192	446	684	94	6	44	236	3	9	20	96	270	6	6	.332	.436	29
AL TOTALS		.282	149	528	51	149	247	23	0	25	89	0	3	1	32	100	0	0	.323	.468	8
NL TOTALS		.272	797	2813	296	766	1202	123	2	103	425	4	25	10	204	502	1	3	.321	.427	37
MAJOR LEAGUE TOTALS		.274	946	3341	347	915	1449	146	2	128	514	4	28	11	236	602	1	3	.321	.434	45

## MAJOR LEAGUE CAREER FIELDING

	G	TC	PO	A	E	DP	PCT
Catcher	894	7518	7019	454	45	32	.994

## IN-DEPTH MAJOR LEAGUE CATCHING STATISTICS

Year	G	SB	CS	CS%	PB	SLAA	FrmRAA
2010	22	10	1	9.1%	1	23.45	2.85
2011	108	48	23	32.4%	3	179.42	22.03
2012	24	19	4	17.4%	2	16.86	1.99
2013	77	34	14	29.2%	5	45.04	5.65
2014	87	30	18	37.5%	4	-41.66	-5.15
2015	125	30	24	44.4%	3	-22.63	-2.45
2016	128	32	19	37.3%	10	32.55	4.53
2017	62	29	6	17.1%	5	0.68	0.14
2018	96	34	14	29.2%	8	-22.35	-2.65
2019	124	94	17	15.3%	10	17.25	1.95
2020	41	28	6	17.6%	4	0.26	0.01
Totals	894	388	146	27.3%	55	228.86	28.90

## MAJOR LEAGUE CAREER HIGHS

**Hits:** 4 (eight times) - last, August 31, 2019 at Philadelphia  
**Home Runs:** 2 (eight times) - last, May 25, 2019 vs. Detroit  
**RBI:** 6 - August 3, 2019 at Pittsburgh  
**Stolen Bases:** 1 - August 23, 2019 vs. Atlanta  
**Hitting Streak:** 26 - August 3-September 3, 2019

## DETROIT TIGERS OLDE ENGLISH 'D'

The Detroit Tigers Olde English 'D' is one of the most revered emblems in Major League Baseball. It was first stitched on the away uniform in 1904, only three years after the team had joined the newly formed American League. The following year, the Olde English 'D' was stitched on the home uniform as well and also appeared on the baseball cap. Through the years the 'D' has undergone various stylizations, but the pride this symbol brings to the team and its fans has been constant.





# 22 VICTOR REYES

HT: 6-5 WT: 194 BT: S TH: R BORN: 10/5/1994 IN BARCELONA, VZ

## OUTFIELDER

Opening Day Age: 26

Residence: Kissimmee, FL

Major League Service: 2.084

Signed Through: 2021

How Obtained: Selected by the Tigers from Arizona in the Major League phase of the Rule 5 Draft on December 14, 2017

### SEASON HIGHLIGHTS

Had a productive **2020** campaign, batting .277/.315/.391 over 57 contests, posting a career-high four homers with 30 runs scored, seven doubles, two triples and 14 RBI...also stole eight bases on the season, ranking tied for seventh in the American League.

- Dating back to the final months from the 2019 season he's been one of the best hitters in the American League...over 101 games between the dates of August 8, 2019 and the end of the 2020 campaign he batted .304/.333/.431 with 19 doubles, five triples, seven homers, 34 RBI and 16 stolen bases...among AL hitters with at least 300 at-bats during that span, he ranked first in steals, second in triples, tied for sixth in hits (119) eighth in batting average.
- Posted a season-long, eight-game hitting streak from August 19-29, batting .343/.361/.514 with three doubles, one home run, one RBI and six runs scored...the eight-game sprint was tied for the third longest by a Tiger during the season...also posted a seven-game streak earlier in the season...career long streak is 13 games, notched from August 28 to September 12, 2019.
- Tied a career high with four hits in a game twice in 2020, and now has four such contests in his career...on September 1 at Milwaukee he finished a triple shy of the cycle and drove in a career high five runs...became the third Tigers player since 2007 to have five-or-more RBI from the leadoff spot (others, Ian Kinsler on June 11, 2016 at New York (AL) and Goodrum on August 7 at Pittsburgh).

Split the **2019** season between Detroit and Triple A Toledo, appearing in 69 games with the Tigers and 74 games with the Mud Hens.

- Selected to the International League midseason All-Star Team.
- Named International League Batter of the Week for the week ending June 9, hitting .485/.485/1.061 with four doubles, five home runs and 15 RBI in eight games...had back-to-back multi-homer games on June 4-5 at Columbus.
- Posted an 11-game hitting streak from June 8-23, hitting .488/.488/.732 with seven doubles, one home run and 10 RBI.
- Selected the International League Player of the Month and Tigers Minor League Player of the Month for June, batting .435/.441/.717 with 11 doubles, five home runs and 25 RBI in 23 games...led the International League in hits (40), batting average and doubles during the month, while he was second in runs scored (23), fourth in total bases (66), on-base percentage and slugging percentage and sixth in RBI.
- Blasted the first leadoff homer of his Major League career on August 20 at Houston.
- Named the Tigers Player of the Month for August after hitting .321/.339/.443 with six doubles, two triples, a home run and eight RBI in 25 games...posted 12 multi-hit games during the month.
- Had his second career four-hit game on September 3 at Kansas City, finishing the contest 4x5 with two doubles and a RBI.
- Posted a career-long, 13-game hitting streak from August 28-September 12 (Game 1), batting .404/.417/.526 with seven doubles, four RBI and three stolen bases.
- Named Tigers Player of the Month for September, hitting .330/.354/.491 with seven doubles, two triples, two home runs and 13 RBI in 25 games.
- Recorded 69 hits from August 1-end of the season, which ranked third in the American League and tied for fourth in the Majors.

Appeared in 100 games in his first Major League season with the Tigers in **2018**.

- Ranked fifth among American League rookies with nine stolen bases.
- Made his Major League debut in the second game of the doubleheader on April 1 vs. Pittsburgh, starting in left field.
- Recorded his first Major League hit on April 10 at Cleveland with a single in the seventh inning off Tyler Olson...also picked up his first big league run scored and stolen base in the contest.
- Finished a home run shy of the cycle on May 31 vs. Los Angeles (AL)...marked his first Major League game with multiple hits (3) and RBI (3).



- Went 4x5 with three extra-base hits, including his first Major League home run, and tied a career high with three RBI on September 2 at New York (AL).
- Appeared in 23 games with Leones del Caracas of the Venezuelan Winter League, hitting .267/.337/.326 with 17 runs scored, one double, two triples and three RBI.
- Ranked as the No. 25 prospect in the Tigers organization by *Baseball America*.

Played in a career-high 126 games with Double A Jackson in **2017**.

- Ranked tied for third in the Southern League with 140 hits, while he was tied for fifth with a .292 (140x479) batting average.
- Had four hits on April 22 at Biloxi...also had four hits on September 2 at Tennessee.
- Finished the month of April hitting .346/.384/.506 with 10 runs scored, six doubles, two triples, one home run and 14 RBI in 20 games.
- Hit safely in 11 straight games from April 24-May 9...hit .435/.458/.587 with six runs scored, five doubles, one triple and seven RBI.
- Batted .317/.375/.475 with 19 runs scored, nine doubles, two triples, one home run and 10 RBI in 27 games in July.
- Named Southern League Player of the Week for the week ending September 3 after hitting .500/.522/.545 with six runs scored, two doubles, one triple, one home run and four RBI in seven games.
- Played for the Salt River Rafter in the Arizona Fall League and hit .316/.333/.405 with eight runs scored, three doubles, two triples and nine RBI in 20 games...was selected to play in the AFL's Rising Stars Game.
- Ranked as the 23rd-best prospect in the Diamondbacks organization by *Baseball America*.

Spent the entire **2016** season with Single A Visalia.

- Named an organization All-Star by MiLB.com.
- Tied for the California League lead with 12 triples, while he ranked tied for fourth with a .303 (142x469) batting average.
- Had four hits and scored four runs on May 8 at Lancaster...also had four hits on June 27 vs. Rancho Cucamonga and July 19 at Bakersfield.
- Played in 49 games in July and August and hit .339/.380/.479 with 30 runs scored, six doubles, six triples, three home runs and 22 RBI.
- Rated as the 26th-best prospect in the Diamondbacks player development system by *Baseball America*.

Completed his first season in the Diamondbacks organization in **2015**, playing in 121 games with Single A Kane County.

- Ranked third in the Midwest League with a .311 (132x424) batting average.
- Hit over .300 in each of the first two months of the season, batting .302/.309/.358 in 14 games during April and .305/.309/.368 in 26 games in May.
- Posted a 12-game hitting streak from June 30-July 12...hit .383/.408/.447 with 12 runs scored, three doubles and three RBI.
- Played in 32 games in August and September, batting .376/.405/.505 with 17 runs scored, four doubles, two triples, two home runs and 19 RBI.
- Ranked as the No. 22 prospect in the Atlanta Braves organization by *Baseball America*.

Limited to 89 games with Single A Rome in **2014** due to injury.

- Named to the South Atlantic League midseason All-Star Team.
- Batted .326/.365/.382 with 10 runs scored, five doubles and nine RBI in 25 games during April.
- Hit safely in 17 consecutive games from April 26-May 17...hit .476/.515/.540 with seven runs scored, four doubles and 12 RBI.
- Sidelined from July 22-September 22 with a right knee contusion.
- Ranked as the 14th-best prospect in the Braves organization by *Baseball America*.

Split the **2013** season between the GCL Braves and Rookie-level Danville.

- Drove in a season-high four runs on June 24 vs. the GCL Yankees2.
- Played in 22 games with the GCL Braves in July, hitting .329/.384/.382 with 14 runs scored, four doubles and 10 RBI.
- Hit safely in 15-of-18 games with Danville.
- Rated as the 14th-best prospect in the Gulf Coast League by *Baseball America*.

Made his professional debut in **2012** with the DSL Braves, playing in 52 games.

- Drove in a season-high four runs on August 10 at the DSL Tigers.
- Hit .306/.422/.327 with 14 runs scored, one double and 13 RBI in 16 games during August.



**TRANSACTIONS**

- Signed by Atlanta as a non-drafted free agent on July 2, 2011
- On injured list, July 22-September 22, 2014 (right knee contusion)
- Acquired by Arizona from Atlanta in exchange for a supplemental second round draft pick on April 6, 2015
- Selected by the Tigers from Arizona in the Major League phase of the Rule 5 Draft on December 14, 2017

**VICTOR JOSE REYES' CAREER RECORD**

Year	Club	AVG	G	AB	R	H	TB	2B	3B	HR	RBI	SH	SF	HB	BB	SO	SB	CS	OBP	SLG	E
2012	DSL Braves	.296	52	162	40	48	51	3	0	0	33	1	3	5	31	39	12	6	.418	.315	0
2013	GCL Braves	.357	31	112	22	40	50	8	1	0	21	1	3	1	12	20	5	1	.414	.446	1
	Danville	.321	18	81	12	26	29	3	0	0	4	0	0	0	3	9	0	0	.345	.358	0
2014	Rome	.259	89	332	32	86	99	13	0	0	34	2	2	1	24	58	12	7	.309	.298	4
2015	Kane County	.311	121	424	57	132	165	17	5	2	59	6	5	1	22	58	13	4	.343	.389	5
2016	Visalia	.303	124	469	62	142	195	11	12	6	54	5	1	1	33	78	20	8	.349	.416	6
2017	Jackson	.292	126	479	59	140	191	29	5	4	51	4	3	3	27	80	18	9	.332	.399	1
2018	<b>DETROIT</b>	<b>.222</b>	<b>100</b>	<b>212</b>	<b>35</b>	<b>47</b>	<b>61</b>	<b>5</b>	<b>3</b>	<b>1</b>	<b>12</b>	<b>1</b>	<b>1</b>	<b>0</b>	<b>5</b>	<b>46</b>	<b>9</b>	<b>1</b>	<b>.239</b>	<b>.288</b>	<b>0</b>
2019	Toledo	.304	74	289	50	88	139	19	1	10	58	0	4	1	14	50	10	6	.334	.481	0
	<b>DETROIT</b>	<b>.304</b>	<b>69</b>	<b>276</b>	<b>29</b>	<b>84</b>	<b>119</b>	<b>16</b>	<b>5</b>	<b>3</b>	<b>25</b>	<b>0</b>	<b>2</b>	<b>0</b>	<b>14</b>	<b>64</b>	<b>9</b>	<b>2</b>	<b>.336</b>	<b>.431</b>	<b>1</b>
2020	<b>DETROIT</b>	<b>.277</b>	<b>57</b>	<b>202</b>	<b>30</b>	<b>56</b>	<b>79</b>	<b>7</b>	<b>2</b>	<b>4</b>	<b>14</b>	<b>0</b>	<b>0</b>	<b>2</b>	<b>9</b>	<b>45</b>	<b>8</b>	<b>2</b>	<b>.315</b>	<b>.391</b>	<b>1</b>
MINOR LEAGUE TOTALS		.299	635	2348	334	702	919	103	24	22	314	19	21	13	166	392	90	41	.346	.391	17
MAJOR LEAGUE TOTALS		.271	226	690	94	187	259	28	10	8	51	1	3	2	28	155	26	6	.300	.375	2

**MAJOR LEAGUE CAREER FIELDING**

	G	TC	PO	A	E	DP	PCT
Outfield	186	388	375	11	2	2	.995

**MAJOR LEAGUE CAREER HIGHS**

- Hits:** 4 (four times) - last, September 1, 2020 at Milwaukee
- Home Runs:** 1 (eight times) - last, September 5, 2020 at Minnesota
- RBI:** 5 - September 1, 2020 at Milwaukee
- Stolen Bases:** 1 (26 times) - last, September 23, 2020 at Minnesota
- Hitting Streak:** 13 - August 28-September 12, 2019 (Game 1)



# 79

## JACOB ROBSON

HT: 5-10 WT: 182 BT: L TH: R BORN: 11/20/1994 IN LONDON, ON, CANADA

OUTFIELDER

Opening Day Age: 26 Residence: Davenport, FL

Major League Service: 0.000 Signed Through: 2021

How Obtained: Selected by the Tigers in the eighth round of the 2016 MLB Draft

NON-ROSTER INVITEE

TIGERS

**SEASON HIGHLIGHTS**

Worked out remotely during the 2020 season as a result of the COVID-19 Pandemic.

Spent the entire 2019 season with Triple A Toledo, playing in 112 games.

- Named a Tigers organization All-Star by MiLB.com.
- Led the International League with 25 stolen bases.
- Posted a 10-game hitting streak from April 13-26, hitting .310/.326/.500 with two doubles, two home runs and seven RBI.
- Hit safely in 15 consecutive games from June 8-24, batting .448/.467/.638 with four doubles, two triples, one home run and seven RBI...had nine multi-hit efforts during the streak.
- Finished the month of June hitting .376/.404/.548 with six doubles, two triples, two home runs and 10 RBI.
- Appeared in 18 games with Aguilas Cibaenas in the Dominican Winter League, hitting .221/.284/.382 with three doubles, one triple, two home runs and four RBI in 18 games.
- Ranked as the No. 24 prospect in the Tigers Minor League system by *Baseball America*.

Appeared in a career-high 124 games in 2018 between Double A Erie and Triple A Toledo.

- Named to the Eastern League midseason All-Star Team.
- Ranked sixth among Tigers Minor Leaguers with a .295 (142x482) batting average.
- Turned in a four-hit performance on May 12 at Akron, going 4x5 with a double...added a second four-hit game on July 14 at Indianapolis.



- Belted a pair of home runs on May 31 vs. Binghamton.
- Had a 10-game hitting streak from May 26-June 7, batting .415/.467/.585 with nine runs scored, one double, two home runs and seven RBI.
- Played for Estrellas de Oriente in the Dominican Winter League, hitting .240/.345/.320 with six runs scored, one triple and one RBI in seven games.

Split the **2017** season between Single A West Michigan and Single A Lakeland.

- Selected to the Midwest League midseason All-Star Team.
- Ranked third in the Tigers Minor League system with a .303 (137x452) batting average, while he was fourth with 21 stolen bases.
- Hit .300-or-better in each of the first four months of the season, batting .330/.379/.409 in April, .337/.429/.396 in May, .300/.390/.371 in June and .309/.375/.447 in July.
- Had a four-hit game on May 4 vs. Clinton...also added four-hit performances on May 26 at Dayton, June 11 vs. Dayton, July 9 at Daytona and September 2 vs. Tampa.
- Rated as the 25th-best prospect in the Tigers organization by *Baseball America*.

Made his professional debut in **2016**, playing in 49 games between the GCL Tigers West and Single A Connecticut.

- Ranked seventh in the Gulf Coast League with 14 stolen bases.
- Had a 10-game hitting streak from July 20-August 3, hitting .357/.449/.548 with nine runs scored, four doubles, two triples and two RBI.
- Went 4x5 with two runs scored on September 4 vs. Tri-City.

### TRANSACTIONS

- Selected by the Padres in the 30th round of the 2012 MLB Draft out of Vinceny Massey Secondary School (Windsor, Can.), but did not sign
- Selected by the Tigers in the eighth round of the 2016 MLB Draft out of Mississippi State University (signing scout: Justin Henry)
- On suspended list, June 13-19, 2017

### JACOB CHARLES ROBSON'S CAREER RECORD

Year	Club	AVG	G	AB	R	H	TB	2B	3B	HR	RBI	SH	SF	HB	BB	SO	SB	CS	OBP	SLG	E
2016	GCL Tigers West	.267	28	101	16	27	35	4	2	0	5	1	0	0	16	22	14	4	.368	.347	1
	Connecticut	.329	21	76	14	25	35	5	1	1	6	0	0	0	15	20	1	2	.440	.461	1
2017	West Michigan	.329	60	228	38	75	90	10	1	1	27	5	2	1	31	59	5	9	.408	.395	1
	Lakeland	.277	58	224	27	62	87	11	4	2	18	4	1	3	23	59	16	9	.351	.388	0
2018	Erie	.286	67	262	46	75	118	16	3	7	32	7	1	2	39	78	11	4	.382	.450	1
	Toledo	.305	57	220	36	67	94	13	1	4	15	1	1	0	23	62	7	6	.369	.427	1
2019	Toledo	.267	112	409	61	109	163	21	3	9	52	4	4	3	53	132	25	10	.352	.399	3
2020	Did Not Play																				
<b>MINOR LEAGUE TOTALS</b>		.289	403	1520	238	440	622	80	15	24	155	22	9	9	200	432	79	44	.373	.409	8

### COMERICA PARK FIRSTS

**FIRST PITCH:** April 11, 2000 - 1:18 p.m. (Brian Moehler, strike to Seattle's Mark McLemore with umpire Rick Reed behind the plate)

**FIRST HIT:** April 11, 2000 - Seattle's John Olerud, double, top of first off of Brian Moehler

**FIRST SINGLE:** April 11, 2000 - Gregg Jefferies, bottom of first off of Seattle's Freddy Garcia

**FIRST DOUBLE:** April 11, 2000 - Seattle's John Olerud, top of first off of Brian Moehler

**FIRST TRIPLE:** April 11, 2000 - Luis Polonia, bottom of first off of Seattle's Freddy Garcia

**FIRST HOME RUN:** April 14, 2000 - Juan Gonzalez, bottom of third off Tampa Bay's Ryan Rupe

*With Gonzalez's three-run shot, it marked the longest stretch without a home run of any new ballpark opened since 1989*

**FIRST RBI:** April 11, 2000 - Gregg Jefferies, bottom of first

**FIRST STOLEN BASE:** April 12, 2000 - Seattle's Mark McLemore off Dave Mlicki/Brad Ausmus, second base

**FIRST SHUTOUT:** April 12, 2000 - Seattle's Aaron Sele, 4-0

**FIRST GRAND SLAM:** April 19, 2000 - Boston's Trot Nixon, top of the sixth off Jim Poole

**FIRST TIGERS GRAND SLAM:** June 27, 2000 - Dean Palmer, bottom of fifth off New York's David Cone

**FIRST INSIDE-THE-PARK HOME RUN:** September 2, 2000 - Juan Gonzalez, bottom of the first off Texas' Kenny Rogers





75

**NON-ROSTER  
INVITEE**

ADERLIN  
RODRIGUEZ

HT: 6-2 WT: 243 BT: R TH: R BORN: 11/18/1991 IN SANTO DOMINGO, DR

INFIELDER

Opening Day Age: 29      Residence: Santo Domingo, DR  
Major League Service: 0.000      Signed Through: 2021  
How Obtained: Signed by the Tigers as a Minor League free agent  
on January 12, 2021

### SEASON HIGHLIGHTS

Spent the **2020** season with the Orix Buffaloes, playing in 59 games.

- Played in three games with Leones del Escogido and went 5x14 with three doubles, two home runs and three RBI.

Limited to 75 games with Triple A El Paso in **2019** after spending the first two months of the season on the injured list.

- Named an organization All-Star by MiLB.com.
- On the injured list from April 4-June 3 with a left oblique muscle strain.
- Belted a pair of home runs on July 1 vs. Fresno.
- Had a five-hit performance on July 25 at Las Vegas, finishing the game 5x6 with two doubles, a home run and four RBI.
- Named Pacific Coast League Player of the Week for the week ending August 18, hitting .500/.522/1.273 with five doubles, four home runs and 10 RBI.
- Finished the month of August batting .350/.393/.728 with 12 doubles, nine home runs and 30 RBI.
- Hit .304/.372/.449 with four doubles, two home runs and 14 RBI in 18 games with Leones del Escogido.

Played in 128 games with Double A Bowie in **2018**, earning MiLB.com organization All-Star honors for the second straight season.

- Hit .339 over 48 games in the second half of the season, but just .254 in 80 first half games.
- Posted a 14-game hitting streak from July 14-29, batting .412/.429/.882 with six doubles, six home runs and 16 RBI.
- Selected Eastern League Player of the Week for the week ending July 29 after hitting .412/.421/1.000 with a double, three home runs and seven RBI...homered in three straight games during the week.
- Recorded a multi-homer game and had a season-high seven RBI on September 3 vs. Altoona.
- Played in 14 games with Gigantes del Cibao, and hit .167/.222/.262 with a double, a home run and six RBI.

Spent the entire **2017** season with Double A Bowie.

- Named an Eastern League midseason All-Star and an organization All-Star by MiLB.com.
- Ranked third in the EL in total bases (228), fifth in hits (135) and RBI (76) and tied for seventh in home runs (21).
- Logged a career-high nine RBI on June 7 at Reading, going 5x5 with two home runs.
- Compiled a 10-game hitting streak from June 8-18, batting .386/.378/.523 with three doubles, a home run and six RBI.
- Hit .223/.282/.383 with three doubles, four home runs and 12 RBI in 28 games with Gigantes del Cibao.

Set career highs in hits (150), total bases (263), triples (six), home runs (26), RBI (93), batting average (.304) and slugging percentage (.532) in **2016** with Single A Frederick.

- Selected to the Carolina League midseason and postseason All-Star Teams.
- Earned Carolina League Player of the Week honors for the week ending July 10, batting .452/.485/1.097 with a double, two triples, five home runs and 15 RBI.
- Named Carolina League Player of the Month in July after hitting .375/.423/.688 with seven doubles, two triples, eight home runs and 29 RBI in 28 games.
- Appeared in seven games with Gigantes del Cibao, and hit .320/.357/.320 with a RBI.

Began the **2015** season with Double A Binghamton in the New York Mets organization before being released midseason and signing with Seattle.

- Hit a pair of solo home runs on May 31 at Altoona.
- Recorded four consecutive multi-hit games from August 14-18.



Played in 89 games with Single A St. Lucie in **2014**.

- Drove in a season-high six runs on April 25 vs. Bradenton.
- Sidelined from May 15-28 with left wrist tendinitis.
- On injured list from July 28-September 23 with a left wrist sprain.
- Went 2x10 with a home run and three RBI in four games with Gigantes del Cibao.
- Rated as possessing the best infield arm in the Mets organization by *Baseball America*.

Limited to 62 games with Single A St. Lucie in **2013**.

- Played in 26 games during May, and hit .343/.372/.581 with seven doubles, six home runs and 29 RBI.
- Sidelined from June 13-September 24 with a right thumb sprain.
- Appeared in 19 games with Scottsdale in the Arizona Fall League, and hit .194/.205/.222 with two doubles and three RBI...also played in two games with Gigantes del Cibao.
- Ranked as the No. 19 prospect in the Mets organization by *Baseball America*...also rated as the best power hitter and possessing the best infield arm in the Mets player development system.

Combined to play in 125 games between Single A Savannah and Single A St. Lucie in **2012**.

- Named an organization All-Star by MiLB.com.
- Hit .315/.406/.562 with seven doubles, five home runs and 20 RBI in 26 games in May.
- Ranked as the 14th-best prospect in the Mets organization and rated as possessing the best infield arm in the Mets system by *Baseball America*.

Appeared in a career-high 131 games with Single A Savannah in **2011**.

- Rated as the No. 9 prospect in the Mets organization and as the best power hitter in the Mets system by *Baseball America*.

Split the **2010** season between Rookie-level Kingsport and Single A Savannah.

- Named Appalachian League Player of the Week for the week ending July 11, batting .429/.452/.929 with five doubles, three home runs and nine RBI.
- Ranked as the No. 9 prospect in the Appalachian League by *Baseball America*.

Made his professional debut with the GCL Mets in **2009**.

- Rated as the No. 30 prospect in the New York (NL) player development system by *Baseball America*.

**TRANSACTIONS**

- Signed by New York (NL) as a non-drafted free agent on July 2, 2008
- On injured list, June 13-September 24, 2013 (right thumb sprain)
- On injured list, May 15-28, 2014 (left wrist tendinitis)
- On injured list, July 28-September 23, 2014 (left wrist sprain)
- Signed by Seattle as a Minor League free agent on July 20, 2015
- Signed by Baltimore as a Minor League free agent on January 18, 2016
- Signed by Baltimore as a Minor League free agent on December 23, 2017
- Signed by San Diego as a Minor League free agent on December 20, 2018
- On injured list, April 4-June 3, 2019 (left oblique muscle strain)
- Signed by the Tigers as a Minor League free agent on January 12, 2021

**ADERLIN RODRIGUEZ'S CAREER RECORD**

Year	Club	AVG	G	AB	R	H	TB	2B	3B	HR	RBI	SH	SF	HB	BB	SO	SB	CS	OBP	SLG	E
2009	GCL Mets	.290	17	62	5	18	24	3	0	1	10	0	0	1	9	15	1	1	.389	.387	12
2010	Kingsport	.312	61	250	44	78	139	22	0	13	48	0	1	1	15	43	3	1	.352	.556	20
	Savannah	.200	8	30	3	6	10	1	0	1	11	0	2	1	6	10	0	0	.333	.333	2
2011	Savannah	.221	131	516	59	114	192	23	2	17	78	3	3	3	29	106	2	1	.265	.372	44
2012	Savannah	.274	83	318	41	87	158	21	1	16	59	1	2	2	29	71	1	0	.336	.497	19
	St. Lucie	.242	42	153	19	37	66	5	0	8	24	0	0	2	8	30	1	0	.288	.431	13
2013	St. Lucie	.260	62	246	27	64	105	14	0	9	41	0	4	3	11	43	1	1	.295	.427	10
2014	St. Lucie	.242	89	339	32	82	124	20	2	6	54	1	0	4	16	73	0	0	.284	.366	20
2015	Binghamton	.253	63	217	29	55	100	13	1	10	34	0	1	2	9	42	1	1	.288	.461	2
	Jacksonville	.206	44	155	18	32	52	11	0	3	16	0	4	1	12	38	0	1	.262	.335	6
2016	Frederick	.304	130	494	71	150	263	23	6	26	93	1	3	8	36	112	3	3	.359	.532	16
2017	Bowie	.279	125	484	61	135	228	25	1	22	76	0	4	5	43	102	0	0	.341	.471	10
2018	Bowie	.286	128	483	76	138	231	20	2	23	92	0	8	11	29	95	1	1	.335	.478	10
2019	El Paso	.321	75	265	54	85	168	26	0	19	64	0	4	6	14	46	0	0	.363	.634	3
2020	Orix*	.218	59	193	11	42	70	10	0	6	25	0	1	3	14	55	1	0	.280	.363	---
<b>MINOR LEAGUE TOTALS</b>		.269	1058	4012	539	1081	1860	227	15	174	700	6	36	50	266	826	14	10	.320	.464	187

\* - Not included in career totals



# 34 JAKE ROGERS

HT: 6-1 WT: 192 BT: R TH: R BORN: 4/18/1995 IN CANYON, TX

## CATCHER

Opening Day Age: 25

Residence: Dallas, TX

Major League Service: 0.062

Signed Through: 2021

**How Obtained:** Acquired by the Tigers along with Daz Cameron and Franklin Pérez from Houston in exchange for Justin Verlander and a player to be named later (Juan Ramirez) on August 31, 2017

### CAREER HIGHLIGHTS

- Selected to participate in the MLB Futures Game prior to the Major League Baseball All-Star Game in **2019** at Progressive Field in Cleveland.

### SEASON HIGHLIGHTS

Spent the entire **2020** season at the alternate training site in Toledo.

- Ranked as the No. 10 prospect and as the best defensive catcher in the Tigers organization by *Baseball America*.

Saw the first Major League action of his career in **2019**, appearing in 35 games with the Tigers.

- Belted a pair of home runs for Double A Erie on April 16 at Bowie...also had a pair of homers on May 3 vs. Bowie.
- Named the Tigers Minor League Player of the Month for May, hitting .325/.432/.636 with six doubles, six home runs and 22 RBI in 23 games between Erie and Triple A Toledo.
- Made his Major League debut on July 30 at Los Angeles (AL), going 2x4 with a RBI...became the first Tiger to have multiple hits and a RBI in his big league debut since JaCoby Jones on August 30, 2016 vs. Chicago (AL).
- Belted the first home run of his Major League career on July 31 at Los Angeles (AL), hitting a solo shot in the third inning off Jose Suarez...scored three runs in the game, becoming the first Tigers player with three runs scored in one of his first two Major League games since Scott Livingstone on July 19, 1991 at Kansas City and first catcher since Lance Parrish on September 7, 1977 vs. Baltimore.
- Hit his fourth home run on August 13 vs. Seattle, becoming the first Tigers catcher since at least 1908 to hit four homers in his first 11 career games.
- Rated as the 13th-best prospect and as the best defensive catcher in the Tigers organization by *Baseball America*.

Played in a career-high 99 games in **2018** as he spent the entire season with Double A Erie.

- Selected to MLB Pipeline's All-Defense Team for the second straight year as the best defensive catcher in the Minors.
- Ranked fourth in the Eastern League with one home run every 20.71 at-bats.
- Had a three-homer game and drove in a season-high four runs on June 12 at Hartford.
- Played with the Mesa Solar Sox in the Arizona Fall League, hitting .167/.231/.271 with eight runs scored, five doubles and one RBI in 13 games...was selected to play in the AFL's Rising Stars Game.
- Ranked as the fifth-best prospect and as being the best defensive catcher in the Tigers organization by *Baseball America*.

Began the **2017** season in the Houston Astros organization, before being traded to the Tigers on August 31.

- Name to MLB Pipeline's All-Defense Team as the best defensive catcher in the Minors.
- Collected a season-high four hits and drove in a season-best four RBI on July 4 at Myrtle Beach.
- Homered in three consecutive games from July 8-10 at Down East.
- Posted a 12-game hitting streak from July 2-16...hit .420/.473/.760 with 11 runs scored, two doubles, five home runs and 17 RBI.
- Ranked as the No. 20 prospect in the Astros organization by *Baseball America*.

Completed his first season of professional baseball in **2016**, playing in 46 games between Single A Tri-City and Single A Quad Cities.

- Had a season-high three hits on July 25 vs. Vermont.

### TRANSACTIONS

- Selected by Houston in the third round of the 2016 MLB Draft out of Tulane University
- Acquired by the Tigers along with Daz Cameron and Franklin Pérez from Houston in exchange for Justin Verlander and a player to be named later (Juan Ramirez) on August 31, 2017
- On temporarily inactive list, July 6-8, 2019 (Participating in Futures Game)



# 2021 TIGERS

## JACOB RAY ROGERS' CAREER RECORD

Year	Club	AVG	G	AB	R	H	TB	2B	3B	HR	RBI	SH	SF	HB	BB	SO	SB	CS	OBP	SLG	E
2016	Tri-City	.253	25	87	11	22	37	7	1	2	12	1	0	3	13	18	0	2	.369	.425	3
	Quad Cities	.208	21	72	7	15	23	3	1	1	4	0	0	2	8	25	1	0	.305	.319	3
2017	Quad Cities	.255	27	102	17	26	53	7	1	6	15	0	1	4	9	28	1	0	.336	.520	1
	Buies Creek	.265	83	313	43	83	143	18	3	12	55	0	6	4	44	72	13	8	.357	.457	4
2018	Lakeland	.143	2	7	0	1	1	0	0	0	0	0	0	0	1	2	0	0	.250	.143	0
	Erie	.219	99	352	57	77	145	15	1	17	56	2	7	6	41	112	7	1	.305	.412	5
2019	Erie	.302	28	86	17	26	46	3	1	5	21	0	4	3	19	26	0	0	.429	.535	1
	Toledo	.223	48	166	29	37	76	10	1	9	31	1	0	6	18	53	0	0	.321	.458	3
<b>DETROIT</b>		<b>.125</b>	<b>35</b>	<b>112</b>	<b>11</b>	<b>14</b>	<b>29</b>	<b>3</b>	<b>0</b>	<b>4</b>	<b>8</b>	<b>2</b>	<b>0</b>	<b>1</b>	<b>13</b>	<b>51</b>	<b>0</b>	<b>0</b>	<b>.259</b>	<b>.481</b>	<b>1</b>
2020 Did Not Play																					
MINOR LEAGUE TOTALS		.242	333	1185	181	287	524	63	9	52	194	4	18	28	153	336	22	11	.338	.442	20
MAJOR LEAGUE TOTALS		.125	35	112	11	14	29	3	0	4	8	2	0	1	13	51	0	0	.259	.481	1

## MAJOR LEAGUE CAREER FIELDING

	G	TC	PO	A	E	DP	PCT
Catcher	34	301	287	13	1	0	.997

## IN-DEPTH MAJOR LEAGUE CATCHING STATISTICS

Year	G	SB	CS	CS%	PB	SLAA	FrmRAA
2019	34	11	7	38.9	9	-12.03	-1.36
Totals	34	11	7	38.9	9	-12.03	-1.36

## MAJOR LEAGUE CAREER HIGHS

**Hits:** 2 (twice) - last, September 12, 2019 vs. New York (AL) (Gm. 1)

**Home Runs:** 1 (four times) - last, August 13, 2019 vs. Seattle

**RBI:** 2 - August 13, 2019 vs. Seattle

**Stolen Bases:** No Major League stolen bases

**Hitting Streak:** 2 (three times) - last, September 18-21, 2019



# 7

## JONATHAN SCHOOP

HT: 6-1 WT: 225 BT: R TH: R BORN: 10/16/1991 IN WILLEMSTAD, CW

INFIELDER

Opening Day Age: 29      Residence: Willemstad, CW

Major League Service: 7.027      Signed Through: 2021

How Obtained: Signed by the Tigers as a free agent on February 5, 2021

## CAREER HIGHLIGHTS

- Named to the American League All-Star Team in **2017** with Baltimore.
- Selected the American League Player of the Week twice in his career, earning the honor for the week ending July 23, 2017 and July 29, 2018.
- Played for the Netherlands in the **2013** and **2017** World Baseball Classic.
- Selected to participate in the Futures Game prior to the **2011** All-Star Game at Chase Field in Phoenix.

## SEASON HIGHLIGHTS

Completed his first season with the Tigers in **2020**, appearing in 44 games.

- Named a finalist for the American League Gold Glove Award for second basemen...led all AL second basemen with a .994 fielding percentage during the season, committing just one error in 174 total chances...among qualified second basemen, he ranked second in the AL with a 2.4 UZR and first in the Majors with a 10.7 UZR/150 (UZR normalized for number of chances in a season).
- Homered in three straight games from July 28-30, marking the fifth time in his career he has done so (last, August 25-28, 2019)...each of the longballs came at home, becoming the first Tiger to homer in three consecutive games at Comerica Park since Ian Kinsler from May 16-18, 2016.
- Had his best stretch of the season over 20 games between August 11-September 12, over which he hit .302/.362/.509 with three doubles, two triples, five home runs and 15 RBI.
- Belted his fourth career grand slam on August 25 vs. Chicago (NL)...was the second grand slam of the season for Detroit, following Isaac Paredes' on August 21 at Cleveland.
- Scored the 400th run of his career on August 26 vs. Chicago (NL), going 3x5 with a RBI...was his fifth game of three-or-more hits during the season, which was tied with Jeimer Candelario for the team lead.
- Placed on the injured list on September 13 with a right wrist sprain and missed the rest of the season.



Played in 121 games with Minnesota in **2019**, marking the fourth consecutive year that he has appeared in 120 games-or-more at the Major League level.

- Ranked third among Major League second basemen with a .478 slugging percentage, while he was fourth with 22 home runs.
- Posted five multi-homer games during the season, hitting two home runs on April 9 at New York (NL), April 20 at Baltimore, May 18 at Seattle, May 23 at Los Angeles (AL), and August 28 at Chicago (AL)... his five multi-homer games were tied for the second most by a second baseman in Major League history, trailing only Chase Utley's seven multi-homer games in 2006 with Philadelphia.
- Recorded his fourth career game with five RBI on May 18 at Seattle.
- Hit .311/.340/.689 with two doubles, five home runs and nine RBI in 15 games during August.
- Played in his 800th career game on September 27 at Kansas City.

Began the **2018** season with Baltimore, before being traded to Milwaukee on July 31.

- Sideline from April 14-May 8 with a right oblique muscle strain.
- Recorded multi-homer games on May 12 vs. Tampa Bay and July 5 at Minnesota.
- Named American League Player of the Week for the week ending July 29, hitting .379/.379/.931 with one double, five home runs and 13 RBI in six games...homered in five consecutive games from July 22-27.
- Finished the month of July batting .360/.356/.700 with seven doubles, nine home runs and 19 RBI in 24 games.
- Hit his third career grand slam on September 9 vs. San Francisco off Madison Bumgarner...also tied a career high with five RBI.
- Played in four games during Milwaukee's postseason run, appearing in two games in both the National League Division Series vs. Colorado and the National League Championship Series vs. Los Angeles (NL).

Named to the American League All-Star Team in **2017** as he set career highs with 92 runs scored, 182 hits, 32 home runs and 105 RBI.

- Voted the winner of the Louis M. Hatter Most Valuable Oriole Award by members of the local media.
- Ranked tied for fourth in the American League with 53 multi-hit games, while he was sixth in hits, RBI and total bases (313).
- Played 3.0 innings at second base in the All-Star Game and went 1x1 with a run scored and a double.
- Appeared in seven games for Team Netherlands in the World Baseball Classic, hitting .222/.300/.333 with a home run and four RBI.
- Established franchise records for a second baseman with 32 home runs and 105 RBI...he was the only AL infielder to finish the season with 30-or-more home runs and at least 100 RBI...ranked fourth among Major League second basemen with 66 extra-base hits.
- Reached base safely in a career-high 26 consecutive games from April 12-May 12, hitting .344/.385/.613 with 10 doubles, five home runs and 17 RBI.
- Selected AL Player of the Week for the week ending July 23 after batting .433/.438/.800 with two doubles, three home runs and 16 RBI.
- Finished the month of July hitting .343/.377/.638 with four doubles, nine home runs and 28 RBI...led the AL in RBI during the month, while he was tied for second in home runs.
- Reached the 100 RBI mark on August 31 and became the fastest Oriole to reach 100 RBI in a season since Chris Davis in 2013.
- Recorded his second career walk-off hit on September 1 vs. Toronto, a RBI double in the bottom of the 13th inning.

Played in all 162 games for the Orioles in **2016**...joined Kansas City's Alcides Escobar and Houston's George Springer as the only players to play in every game during the season.

- Finished the season with 13 game-winning RBI, which was tied with Chris Davis for the team lead.
- Of his 164 hits, 64 of them went for extra bases (38 doubles, one triple, 25 home runs).
- Recorded the first triple of his Major League career on May 12 vs. Detroit.
- Posted his fourth career multi-homer game, hit his second career grand slam and drove in a career-best five runs on May 14 vs. Detroit.
- Had an 11-game hitting streak from June 18-29, batting .489/.520/.830 with seven doubles, three home runs and nine RBI...had eight multi-hit performances during the streak.
- Hit a go-ahead, two-run, two-out double in the 14th inning on July 6 at Los Angeles (NL).
- Tied his career high with five RBI on September 30 at New York (AL).
- Started at second base in the American League Wild Card Game at Toronto, going 0x4.

Appeared in 86 games with Baltimore in **2015**.

- Belted the first grand slam of his career on April 11 vs. Toronto.
- Sideline from April 18-July 5 with a right knee sprain.
- Hit the first walk-off home run of his career in the bottom of the ninth inning on July 10 vs. Washington.
- Posted a career-best, 12-game hitting streak from September 7-19, batting .327/.353/.531 with one double, three home runs and five RBI.



Completed his first full season with the Orioles in **2014**, seeing time in 137 games.

- Made an Opening Day roster at the Major League level for the first time in his career.
- Ranked fourth among American League second basemen with a .987 fielding percentage, while he was fifth with 16 Total Zone Runs and a 4.84 Range Factor/9.0 innings and eighth with 89 double plays turned.
- Collected his first career multi-homer game on May 26 at Milwaukee.
- Started all seven postseason games, hitting .190/.292/.238 with one double and two RBI.
- Ranked as the No. 5 prospect in the Orioles organization by *Baseball America*...also rated as the best power hitter and as possessing the best infield arm in the Baltimore system.

Limited to 70 games with Triple A Norfolk in **2013** after missing over two months of the season due to injury...also saw his first Major League action, appearing in five games with Baltimore.

- Played for Team Netherlands in the World Baseball Classic, hitting .214/.313/.464 with a double, two home runs and six RBI in eight games.
- Sidelined from May 14-July 26 due to a stress fracture in his lower back.
- Made his Major League debut on September 25 vs. Toronto, going 2x3 with three runs scored and a solo home run...belted his first big league home run in the sixth inning off Kyle Drabek, becoming just the second player in club history to homer in his first Major League game, joining Larry Haney on July 27, 1966 vs. Cleveland.
- Played for Surprise in the Arizona Fall League after the season, hitting .177/.271/.323 with three home runs and six RBI...helped the Sagueros to the AFL title, going 1x3 with a run scored in the championship game.
- Ranked as the No. 3 prospect in the Orioles organization and the 14th-best prospect in the International League by *Baseball America*...also rated as the best power hitter and as possessing the best infield arm in the organization.

Spent the entire **2012** season with Double A Bowie, leading the team with 14 home runs, while he ranked second with 124 games played, 119 hits, 68 runs and 187 total bases.

- Selected to the Eastern League midseason All-Star Team and was named an organization All-Star by MiLB.com.
- Hit a pair of home runs on June 24 vs. Reading.
- Played in 21 games with Mesa in the Arizona Fall League after the season, and hit .270/.446/.429 with four doubles, two home runs and 10 RBI...selected to play in the AFL Rising Stars Game.
- Ranked as the third-best prospect in the Orioles organization, the No. 82 prospect overall, the No. 14 prospect in the Eastern League and the 19th-best prospect in the Arizona Fall League by *Baseball America* following the season.

Named the Orioles Brooks Robinson Minor League Player of the Year in **2011** as he combined to hit .290/.349/.432 with 24 doubles, five triples, 13 home runs and 71 RBI in 128 games between Single A Delmarva and Single A Frederick.

- Selected an Orioles organization All-Star by MiLB.com.
- Began the month of May on a 16-game hitting streak, over which he hit .348/.397/.515 with three doubles, one triple, two home runs and eight RBI.
- Tabbed Carolina League Player of the Week for the week ending August 14 after batting .467/.500/.833 with five doubles, two home runs and eight RBI in seven games.
- Selected the Orioles Minor League Player of the Month for August, hitting .336/.371/.536 with eight doubles, one triple, four home runs and 21 RBI in 28 games.
- Appeared in nine games during the Carolina League playoffs, and hit .314/.368/.457 with two doubles, one home run and four RBI.
- Ranked as the No. 10 prospect in the Orioles organization, the sixth-best prospect in the Carolina League and the No. 9 prospect in the South Atlantic League by *Baseball America*.

Combined to play in 62 games between Rookie-level GCL Orioles, Rookie-level Bluefield and Single A Frederick in **2010**.

- Belted a pair of home runs and drove in four on June 24 at the GCL Red Sox.
- Went 4x4 with two RBI on August 30 at Johnson City.
- Played in 26 games with Bluefield in August, and hit .318/.381/.511 with nine doubles, one triple, two home runs and 12 RBI.

Began his professional career in **2009** with the DSL Orioles.

- Led the team in games played (68) and RBI (35), while he was third in stolen bases (11).
- Had a four-hit game and drove in a run on July 17 at the DSL Rockies.

#### PERSONAL/MISCELLANEOUS

- Played on the Little League World Series championship team from Willemstad, Curacao in 2004, and recorded the save in the finale against Thousand Oaks, CA.



**TRANSACTIONS**

- Signed by Baltimore as a non-drafted free agent on August 20, 2008
- On temporarily inactive list, July 9-13, 2011 (Participating in Futures Game)
- On injured list, May 14-July 26, 2013 (back strain)
- On injured list, April 18-July 5, 2015 (right knee sprain)
- On injured list, April 14-May 8, 2018 (right oblique muscle strain)
- Acquired by Milwaukee from Baltimore in exchange for Jean Carmona, Luis Ortiz and Jonathan Villar on July 31, 2018
- Signed by Minnesota as a free agent on December 6, 2018
- Signed by the Tigers as a free agent on December 21, 2019
- On injured list, September 13-October 28, 2020 (right wrist sprain)
- Signed by the Tigers as a free agent on February 5, 2021

**JONATHAN RUFINO JEZUS SCHOOP'S CAREER RECORD**

Year	Club	AVG	G	AB	R	H	TB	2B	3B	HR	RBI	SH	SF	HB	BB	SO	SB	CS	OBP	SLG	E
2009	DSL Orioles	.239	68	247	28	59	72	7	3	0	35	6	1	6	24	39	11	3	.320	.291	20
2010	GCL Orioles	.250	17	60	11	15	28	4	0	3	16	0	2	1	7	7	0	0	.329	.467	1
	Bluefield	.316	39	133	16	42	61	11	1	2	16	3	0	0	12	14	1	1	.372	.459	17
	Frederick	.238	6	21	5	5	8	3	0	0	3	0	0	0	1	4	0	0	.273	.381	0
2011	Delmarva	.316	51	212	45	67	109	12	3	8	34	1	3	2	20	32	6	4	.376	.514	17
	Frederick	.271	77	299	37	81	112	12	2	5	37	4	0	4	22	44	6	3	.329	.375	11
2012	Bowie	.245	124	485	68	119	187	24	1	14	56	6	5	9	50	103	5	3	.324	.386	21
	GCL Orioles#	.360	8	25	9	9	20	2	0	3	9	0	1	0	6	6	0	0	.469	.800	1
2013	Aberdeen#	.571	3	14	3	8	15	1	0	2	9	0	0	0	1	1	0	1	.600	1.071	0
	Norfolk	.256	70	270	30	69	107	11	0	9	34	0	1	5	13	55	1	2	.301	.396	9
	Baltimore	.286	5	14	5	4	7	0	0	1	1	0	0	0	1	2	0	0	.333	.500	1
	Baltimore	.209	137	455	48	95	161	18	0	16	45	5	0	8	13	122	2	0	.244	.354	11
2015	Frederick#	.333	2	9	2	3	6	0	0	1	1	0	0	0	0	3	0	0	.333	.667	0
	Bowie#	.240	7	25	3	6	17	2	0	3	6	0	0	0	1	6	0	0	.269	.680	0
	Baltimore	.279	86	305	34	85	147	17	0	15	39	1	2	4	9	79	2	0	.306	.482	7
	Baltimore	.267	162	615	82	164	279	38	1	25	82	0	3	8	21	137	1	2	.298	.454	8
2016	Baltimore	.293	160	622	92	182	313	35	0	32	105	0	7	11	35	142	1	0	.338	.503	15
2017	Frederick#	.333	1	3	0	1	1	0	0	0	2	0	0	0	1	0	0	0	.500	.333	0
	Bowie#	.000	1	2	0	0	0	0	0	0	0	0	0	0	0	1	0	0	.000	.000	0
	Norfolk#	.125	2	8	0	1	1	0	0	0	0	0	0	0	0	5	0	0	.125	.125	0
	Baltimore	.244	85	349	45	85	156	18	1	17	40	1	2	3	12	74	0	1	.273	.447	8
2018	Milwaukee	.202	46	124	16	25	41	4	0	4	21	0	2	1	7	41	1	0	.246	.331	8
2019	Minnesota	.256	121	433	61	111	205	23	1	23	59	0	1	10	20	116	1	1	.304	.473	14
2020	DETROIT	.278	44	162	26	45	77	4	2	8	23	0	2	4	8	39	0	0	.324	.475	1
MINOR LEAGUE TOTALS		.268	476	1813	257	485	744	89	10	50	258	20	13	27	158	320	30	17	.333	.410	97
DETROIT TOTALS		.278	44	162	26	45	77	4	2	8	23	0	2	4	8	39	0	0	.324	.475	1
AL TOTALS		.261	800	2955	393	771	1345	153	5	137	394	7	17	48	119	711	7	4	.299	.455	65
NL TOTALS		.202	46	124	16	25	41	4	0	4	21	0	2	1	7	41	1	0	.246	.331	8
MAJOR LEAGUE TOTALS		.259	846	3079	409	796	1386	157	5	141	415	7	19	49	126	752	8	4	.297	.450	73

**CAREER FIELDING**

	G	TC	PO	A	E	DP	PCT
Second Base	805	3610	1376	2166	68	571	.981
Third Base	17	41	13	24	4	0	.902
Shortstop	22	55	15	39	1	8	.982

**CAREER HIGHS**

- Hits:** 4 (four times) - last, August 21, 2020 at Cleveland
- Home Runs:** 2 (13 times) - last, August 28, 2019 at Chicago (AL)
- RBI:** 5 (four times) - last, May 18, 2019 at Seattle
- Stolen Bases:** 1 (eight times) - last, May 31, 2019 at Tampa Bay
- Hitting Streak:** 12 (twice) - last, July 13-29, 2018

**MULTI-HOME RUN GAMES IN THE POSTSEASON**

Jhonny Peralta became the sixth Tigers player to connect for two home runs during a postseason game after doing so in the 2012 American League Championship Series vs. New York (AL). The following is a list of six players with multiple home runs in a postseason game in club history.

Player	Date	Opponent
Alan Trammell	October 13, 1984	vs. San Diego
Kirk Gibson	October 14, 1984	vs. San Diego
Magglio Ordonez	October 14, 2006	vs. Oakland
Delmon Young	October 13, 2011	vs. Texas
Miguel Cabrera	October 15, 2011	at Texas
Jhonny Peralta	October 18, 2012	vs. New York (AL)




# 59 ZACK SHORT

HT: 5-10 WT: 180 BT: R TH: R BORN: 5/29/1995 IN KINGSTON, NY

**INFIELDER**

Opening Day Age: 25 Residence: Hurley, NY  
 Major League Service: 0.000 Signed Through: 2021  
 How Obtained: Acquired by the Tigers from Chicago (NL) in exchange for Cameron Maybin on August 31, 2020

**SEASON HIGHLIGHTS**

Began the **2020** season in the Chicago Cubs organization, before being traded to the Tigers on August 31.

- After being acquired by Detroit, spent the month of September at the Alternate Training Site in Toledo.
- Ranked as the No. 28 prospect in the Cubs organization by *Baseball America*.

Limited to 63 games between the AZL Cubs1, Double A Tennessee and Triple A Iowa in **2019** after spending the first half of the season on the injured list.

- Sidelined from April 10-June 28 with a broken left ring finger.
- Rated as the 19th-best prospect and the best defensive infielder in the Cubs organization by *Baseball America*.

Spent the entire **2018** season with Double A Tennessee.

- Named to the Southern League postseason All-Star Team and was named a Cubs organization All-Star by MiLB.com.
- Ranked second in the Southern League with 82 walks, while his 28 doubles were fifth-most in the league.
- Led Tennessee with 68 runs, 28 doubles, 17 home runs and 59 RBI.
- Recorded his second career two-homer game on May 3 vs. Birmingham.
- Hit safely in 12 consecutive games from May 3-14, hitting .341/.473/.727 with five doubles, four home runs and 11 RBI.

Split the **2017** season between Single A South Bend and Single A Myrtle Beach, combining to appear in a career-high 131 games.

- Selected as a Cubs organization All-Star by MiLB.com.
- Belted a pair of home runs and drove in six runs on April 25 at Lansing.
- Had an 11-game hitting streak from July 30-August 10, batting .395/.467/.737 with two triples, three home runs and six RBI.

Made his professional debut in **2016**, combining to appear in 53 games between the AZL Cubs and Single A Eugene.

- Drew 47 walks and struck out only 33 times, finishing the season with a .427 on-base percentage.

**AMATEUR HIGHLIGHTS**

- Attended Sacred Heart University, where he first team All-Northeast Conference as a sophomore in **2015** and was named a Louisville Slugger Freshman All-American and second team All-NEC in **2014**.
- Graduated from Kingston High School in Kingston, NY, where he collected All-League, All-Section and All-State honors in a high school career that saw him bat .410 with 32 RBI as a junior.

**TRANSACTIONS**

- Selected by Chicago (NL) in the 17th round of the 2016 MLB Draft out of Sacred Heart University
- On injured list, April 10-June 28, 2019 (broken left ring finger)
- Acquired by the Tigers from Chicago (NL) in exchange for Cameron Maybin on August 31, 2020
- On injured list, September 1-3, 2020



**ZACHARY RYAN SHORT'S CAREER RECORD**

Year	Club	AVG	G	AB	R	H	TB	2B	3B	HR	RBI	SH	SF	HB	BB	SO	SB	CS	OBP	SLG	E
2016	AZL Cubs	.318	14	44	12	14	17	3	0	0	8	0	0	2	14	9	5	1	.500	.386	1
	Eugene	.236	39	127	22	30	41	6	1	1	23	1	3	4	33	24	10	5	.401	.323	10
2017	South Bend	.237	66	236	50	56	100	17	3	7	26	2	1	7	54	54	15	5	.393	.424	17
	Myrtle Beach	.263	65	232	34	61	96	11	3	6	21	0	3	2	40	50	3	5	.372	.414	7
2018	Tennessee	.227	124	436	68	99	182	28	2	17	59	1	0	5	82	136	8	3	.356	.417	19
2019	AZL Cubs1#	.375	6	16	5	6	8	2	0	0	3	0	0	1	8	4	0	0	.600	.500	1
	Tennessee	.250	16	64	7	16	23	3	2	0	5	0	1	0	9	18	0	1	.338	.359	3
	Iowa	.211	41	133	22	28	55	9	0	6	17	0	1	5	21	50	2	1	.338	.414	11
2020	Did Not Play																				
MINOR LEAGUE TOTALS		.241	371	1288	220	310	522	79	11	37	162	4	9	26	261	345	43	21	.377	.405	69



**HT: 6-3 WT: 215 BT: L TH: L BORN: 11/20/1996 IN HAYWARD, CA**

**LEFTHANDED PITCHER**

Opening Day Age: 24      Residence: Chandler, AZ  
 Major League Service: 0.114      Signed Through: 2021

How Obtained: Selected by the Tigers in the ninth round of the 2018 MLB Draft

**SEASON HIGHLIGHTS**

Made the first eight appearances of his career in 2020, including seven starts...posted a 1-4 record and 5.63 ERA (32.0IP/20ER), allowing 28 hits and 11 walks, while striking out 37.

- Allowed more than two earned runs in just two of his appearances this season, and struck out six-or-more batters in four of his last five outings to close out his rookie campaign.
- Made his Major League debut on August 18 at Chicago (AL), allowing four runs on seven hits with one walk and one strikeout in 2.0 innings...punched out Eloy Jiménez to end the second inning for his first big league strikeout.
- Turned in one of his best starts of the season on September 5 at Minnesota, throwing a career-best 6.0 innings and allowing one run on two hits with two walks and six strikeouts...became the ninth starting pitcher in franchise history to throw 6.0-or-more innings while allowing one run-or-fewer on two-or-fewer hits in one of his first four career starts, and the first to do so since Drew Smyly on April 28, 2012 at New York (AL).
- Posted his second quality start of his rookie season on September 16 vs. Kansas City, allowing three runs, two earned, on four hits with eight strikeouts in 6.0 innings, while taking the loss...became the second pitcher in Tigers history to strike out eight-or-more batters while not issuing a walk in one of his first six career appearances, joining Schoolboy Rowe, who had nine strikeouts without giving up a walk on April 21, 1933 at Cleveland.
- Rated as the No. 3 prospect in the Tigers organization and the No. 34 prospect overall by *Baseball America*.

Combined to make 24 starts between Single A Lakeland and Double A Erie in 2019.

- Named to the Florida State League midseason All-Star Team and was selected an organization All-Star by MiLB.com.
- Ranked third among all full-season Minor League pitchers with 179 strikeouts...had nine double-digit strikeout games during the season, highlighted by a 13 strikeout performance on July 19 at Richmond.
- Earned Tigers Minor League Pitcher of the Month honors in both June and July...started four games with Lakeland in June, and had a 2-0 record with a 0.39 ERA (23.0IP/1ER) and 35 strikeouts...went 0-2 with a 2.03 ERA (31.0IP/7ER) and 56 strikeouts in six starts between Lakeland and Erie in July.
- Allowed two earned runs-or-less in each of his final five starts of the season from July 31-August 28, compiling a 2-2 record with a 1.57 ERA (23.0IP/4ER) and 42 strikeouts.
- Ranked as the fourth-best prospect in the Florida State League by *Baseball America*.

Made nine appearances, including one start, between GCL Tigers West, Single A Connecticut and Single A West Michigan in 2018.

- Allowed just one earned run in 22.1 innings, while striking out 33.
- Closed the season by not allowing a run in his final six appearances, throwing 16.1 consecutive scoreless innings.

**TRANSACTIONS**

- Selected by the Diamondbacks in the 29th round of the 2017 MLB Draft out of Seattle University, but did not sign
- Selected by the Tigers in the ninth round of the 2018 MLB Draft out of Seattle University (signing scout: Dave Dangler)
- On injured list, July 9-August 11, 2020

**TARIK DANIEL SKUBAL'S CAREER RECORD**

Year	Club	W-L	ERA	G	GS	CG	SHO	SV	IP	H	TBF	R	ER	HR	HB	BB	SO	WP	BK	AVG
2018	GCL Tigers West	1-0	0.00	2	1	0	0	0	3.0	2	13	2	0	0	0	1	5	1	1	.167
	Connecticut	0-0	0.75	4	0	0	0	1	12.0	8	43	1	1	0	0	2	17	0	0	.195
	West Michigan	2-0	0.00	3	0	0	0	1	7.1	5	26	0	0	0	0	1	11	0	0	.200
2019	Lakeland	4-5	2.58	15	15	0	0	0	80.1	62	320	29	23	5	4	19	97	4	0	.209
	Erie	2-3	2.13	9	9	0	0	0	42.1	25	170	13	10	2	1	18	82	1	0	.168
2020	<b>DETROIT</b>	<b>1-4</b>	<b>5.63</b>	<b>8</b>	<b>7</b>	<b>0</b>	<b>0</b>	<b>0</b>	<b>32.0</b>	<b>28</b>	<b>134</b>	<b>21</b>	<b>20</b>	<b>9</b>	<b>2</b>	<b>11</b>	<b>37</b>	<b>0</b>	<b>0</b>	<b>.235</b>
MINOR LEAGUE TOTALS		9-8	2.11	33	25	0	2	145.0	102	572	45	34	7	5	41	212	6	1	1	.195
MAJOR LEAGUE TOTALS		1-4	5.63	8	7	0	0	32.0	28	134	21	20	9	2	11	37	0	0	0	.235

**MAJOR LEAGUE CAREER FIELDING**

	G	TC	PO	A	E	DP	PCT
Pitcher	8	3	0	3	0	1	1.000

**MAJOR LEAGUE CAREER HIGHS**

**Longest Winning Streak in Games with Decision:** No Major League winning streak

**Longest Losing Streak in Games with Decision:** 3 - September 10-27, 2020

**Strikeouts:** 8 - September 16, 2020 vs. Kansas City

**Walks:** 4 - September 10, 2020 at St. Louis (Game 1)

**Innings (starter):** 6.0 (twice) - last, September 16, 2020 vs. Kansas City

**Innings (relief):** 5.0 - September 27, 2020 at Kansas City

**65****GREGORY SOTO**

HT: 6-1 WT: 236 BT: L TH: L BORN: 2/11/1995 IN HAINA, DR

**LEFTHANDED PITCHER**

Opening Day Age: 26

Residence: Nigua, DR

Major League Service: 1.102

Signed Through: 2021

How Obtained: Signed by the Tigers as a non-drafted free agent on December 26, 2012

**CAREER HIGHLIGHTS**

- Named the Tigers Minor League Pitcher of the Year in 2017.

**SEASON HIGHLIGHTS**

Made 27 appearances for the Tigers in 2020, posting an 0-1 record with two saves and 4.30 ERA (23.0IP/11ER)...was used almost exclusively in late inning situations, tossing 20.1 of his 23.0 innings in innings seven through nine.

- Started off the season without allowing a run in any of his first 10 outings, over which he allowed four hits and two walks, while striking out 14 batters in 10.1 innings...also closed the season allowing runs in just three of his final 15 appearances.
- Allowed multiple runs in three of his 26 outings in 2020...outside of those three appearances he posted an 0.83 ERA (21.1IP/2ER)...all-in-all, he held opponents scoreless in 22-of-26 outings this season.
- Led the American League among pitchers with at least 23.0 innings pitched with an average velocity of 95.3 MPH...threw the fastest pitch by a Tiger this year at 100.4 miles per hour, on July 31 vs. Cincinnati to strike out Matt Davidson in the seventh.
- Tossed a scoreless inning of relief in game two of the August 29 doubleheader vs. Minnesota, earning his first career save.

Saw the first Major League action of his career in 2019, appearing in 33 games, including seven starts.

- Made 10 multi-inning relief appearances from the bullpen this season, posting an 0-2 record and 4.22 ERA (21.1IP/10ER), allowing 26 hits and 10 walks, while striking out 21.
- Made his Major League debut on May 11 in the second game of the doubleheader at Minnesota and took the loss, allowing seven runs on nine hits with two walks and one strikeout in 4.0 innings...struck out Ehire Adrianza for the first punchout of his big league career.
- Picked up his first two hits in the first two plate appearances of his Major League career on May 24 at

New York (NL) off Noah Syndergaard...the performance marked just the sixth multi-hit game for Detroit pitchers since interleague play began in 1997 and the first since Justin Verlander on April 12, 2014 at San Diego...he became the first Tigers rookie pitcher with a multi-hit game since Rick Porcello on June 12, 2009 at Pittsburgh.

- Did not allow a run in nine-of-10 outings from August 14-September 8, posting 0.93 ERA (9.2IP/1ER) with six strikeouts.
- Pitched in 12 games with Aguilas Cibaenas in the Dominican Winter League, and had a 1-0 record with three saves, a 0.82 ERA (11.0IP/1ER) and 16 strikeouts.
- Ranked as the No. 15 prospect in the Tigers organization by *Baseball America*.

Spent the entire **2018** season with Single A Lakeland, making 25 appearances, including 23 starts.

- Ranked fourth in the Florida State League with a .235 (101x430) opponent batting average, while he was fifth with 115 strikeouts.
- Threw a season-high 7.0 innings on May 21 vs. Palm Beach, striking out seven and allowing two runs...also pitched 7.0 innings on August 14 vs. Daytona.
- Allowed two earned runs-or-less in six consecutive starts from June 12-July 13, posting a 2-2 record with a 1.98 ERA (27.1IP/6ER) and 31 strikeouts...struck out nine batters in consecutive starts on July 8 vs. Tampa and July 13 vs. Fort Myers.
- Posted a 5-4 record with a 2.96 ERA (70.0IP/23ER) and 77 strikeouts in 13 appearances, including 12 starts, at home, while he was 3-4 with a 6.85 ERA (43.1IP/33ER) and 38 strikeouts in 12 outings, including 11 starts, on the road.
- Made seven starts with the Mesa Solar Sox in the Arizona Fall League, compiling a 1-0 record with a 3.10 ERA (29.0IP/10ER) and 25 strikeouts.
- Ranked as the 10th-best prospect in the Tigers player development system by *Baseball America*.

Selected the Tigers Minor League Pitcher of the Year in **2017**, after compiling a 12-2 record with a 2.25 ERA (124.0IP/31ER) and 144 strikeouts in 23 starts between Single A West Michigan and Single A Lakeland.

- Named to the Midwest League midseason and postseason All-Star Teams.
- Ranked tied for seventh in the Midwest League with 10 wins, while he was 10th with 116 strikeouts.
- Did not allow an earned run in his first five starts of the season from April 11-May 7, a stretch that lasted 28.0 innings.
- Struck out a season-high 12 batters on May 20 at Lake County...also had a double-digit strikeout performance on July 14 vs. Cedar Rapids, striking out 11.
- Made four starts with West Michigan in July, going 3-0 with a 1.71 ERA (21.0IP/4ER) and 30 strikeouts.
- Started five games with Lakeland and allowed two runs-or-less in each start.
- Ranked as the No. 30 prospect in the Tigers organization by *Baseball America*.

Started 15 games with Single A Connecticut in **2016**.

- Ranked tied for second in the New York-Penn League with 15 starts, while he was tied for sixth with 62 strikeouts and tied for ninth with 71.1 innings pitched...ranked fifth among New York-Penn League starting pitchers with 7.82 strikeouts per nine innings.
- Finished the month of August with a 3-1 record, a 2.45 ERA (33.0IP/9ER) and 29 strikeouts in six starts.
- Limited lefthanded hitters to a .194 (19x98) batting average, while righties hit .292 (49x168) against him.

Made 11 appearances, including six starts, between the GCL Tigers and Single A Connecticut in **2015**.

- Made five appearances, including one start, with the GCL Tigers in July, going 1-3 with a 2.14 ERA (21.0IP/5ER) and 21 strikeouts.
- Threw a season-long 6.2 innings and tied a season high with eight strikeouts on August 28 vs. the GCL Yankees2.

Spent the entire **2014** season with the DSL Tigers, appearing in 16 games, including 10 as a starter.

- Pitched in five games, including two starts, during August, going 3-0 with a 0.55 ERA (16.1IP/1ER) and 20 strikeouts.

Completed his first season of professional baseball in **2013**, making 16 appearances, including 12 starts, with the DSL Tigers.

- Earned the first win of his professional career and struck out a season-high 10 batters on June 10 vs. the DSL Rojas.
- Allowed one run-or-less in each of his first five starts from June 4-July 4 and posted a 1-0 record with a 0.98 ERA (18.1IP/2ER) and 26 strikeouts during the stretch.

#### TRANSACTIONS

- Signed by the Tigers as an international amateur free agent on December 26, 2012 (signing scouts: Carlos Santana and Ramon Perez)
- On restricted list, January 11-April 20, 2019



## GREGORY SOTO'S CAREER RECORD

Year	Club	W-L	ERA	G	GS	CG	SHO	SV	IP	H	TBF	R	ER	HR	HB	BB	SO	WP	BK	AVG
2013	DSL Tigers	1-2	4.82	16	12	0	0	0	37.1	29	173	22	20	1	4	36	51	14	1	.227
2014	DSL Tigers	5-3	3.20	16	10	0	0	0	50.2	41	217	24	18	0	7	25	57	8	2	.224
2015	GCL Tigers	2-4	2.19	9	5	0	0	0	37.0	34	166	20	9	0	2	25	40	10	0	.250
	Connecticut	0-1	22.50	2	1	0	0	0	2.0	1	14	6	5	0	1	6	5	5	0	.143
2016	Connecticut	3-2	3.03	15	1	0	0	0	71.1	68	308	29	24	1	3	34	62	11	1	.256
2017	West Michigan	10-1	2.25	18	18	0	0	0	96.0	70	404	29	24	3	4	54	116	6	0	.204
	Lakeland	2-1	2.25	5	5	0	0	0	28.0	27	114	8	7	1	0	11	28	2	0	.267
2018	Lakeland	8-8	4.45	25	23	0	0	0	113.1	101	517	67	56	4	11	70	115	13	2	.235
2019	Lakeland	0-0	6.75	1	1	0	0	0	4.0	4	18	3	3	0	1	2	5	0	0	.286
	Erie	0-1	2.03	3	3	0	0	0	13.1	10	54	3	3	2	1	4	12	1	1	.204
	Toledo	0-3	6.94	6	5	0	0	0	23.1	25	109	19	18	2	2	13	30	9	0	.266
	<b>DETROIT</b>	<b>0-5</b>	<b>5.77</b>	<b>33</b>	<b>7</b>	<b>0</b>	<b>0</b>	<b>0</b>	<b>57.2</b>	<b>74</b>	<b>276</b>	<b>39</b>	<b>37</b>	<b>9</b>	<b>0</b>	<b>33</b>	<b>45</b>	<b>5</b>	<b>0</b>	<b>.308</b>
2020	<b>DETROIT</b>	<b>0-1</b>	<b>4.30</b>	<b>27</b>	<b>0</b>	<b>0</b>	<b>0</b>	<b>2</b>	<b>23.0</b>	<b>16</b>	<b>98</b>	<b>11</b>	<b>11</b>	<b>2</b>	<b>2</b>	<b>13</b>	<b>29</b>	<b>3</b>	<b>0</b>	<b>.193</b>
MINOR LEAGUE TOTALS		31-26	3.53	116	98	0	0	0	476.1	410	2094	230	187	14	36	280	521	79	7	.234
MAJOR LEAGUE TOTALS		0-6	5.36	60	7	0	0	2	80.2	90	374	50	48	11	2	46	74	8	0	.279

## MAJOR LEAGUE CAREER FIELDING

	G	TC	PO	A	E	DP	PCT
Pitcher	60	12	2	7	3	1	.750

## MAJOR LEAGUE CAREER HIGHS

**Longest Winning Streak in Games with Decision:** No Major League win streak  
**Longest Losing Streak in Games with Decision:** 6 - May 11, 2019-August 19, 2020  
**Strikeouts:** 4 (four times) - last, July 26, 2020 at Cincinnati  
**Walks:** 4 - June 15, 2019 vs. Cleveland  
**Innings (starter):** 4.0 (three times) - last, June 15, 2019 vs. Cleveland  
**Innings (relief):** 4.0 - August 5, 2019 vs. Chicago (AL)



# 20 CHRISTIN STEWART

HT: 6-0 WT: 220 BT: L TH: R BORN: 12/10/1993 IN ATLANTA, GA

## OUTFIELDER

Opening Day Age: 27

Residence: Nashville, TN

Major League Service: 2.008

Signed Through: 2021

How Obtained: Selected by the Tigers in the first round (34th overall) of the 2015 MLB Draft

## CAREER HIGHLIGHTS

- Named the Tigers Minor League Player of the Year in **2016, 2017** and **2018**.
- Selected to participate in the MLB Futures Game prior to the Major League Baseball All-Star Game in **2016** at Petco Park in San Diego...entered as a defensive replacement and went 0x1.

## SEASON HIGHLIGHTS

Spent most of 2020 in the Major Leagues, outside of an 18-day stint when he was optioned to the alternate training site in Toledo.

- Finished the season with three doubles, three home runs, nine RBI and six runs scored while batting .167/.224/.300 in 36 games for the Tigers.
- Hit a two-run home run in the third inning on July 28 vs. Kansas City, giving Detroit a 4-3 lead...it was his first hit of the season, and 13th homer of his career...the blast also marked the fifth go-ahead home run of his career, and fourth game-winning RBI.
- Had some mid-season success between August 24 and game one of the doubleheader on September 4... had RBI in four-of-eight games over that span, going 6x12 with a double and two homers.

Completed his first full Major League season in **2019**, playing in 104 games.

- Finished the season with 10 home runs, becoming the 12th Tigers rookie since 1990 to hit 10-or-more home runs in a season.
- Hit a two-run home run in the top of the 10th inning on March 28 at Toronto to break a scoreless tie... became the first Tigers player to hit an extra-inning home run on Opening Day since Alan Trammell off Lee Smith on April 4, 1988 at Boston.
- Crushed the first grand slam of his Major League career on April 6 vs. Kansas City...marked the first



grand slam by a Tigers rookie since Brennan Boesch in 2010 and the first go-ahead grand slam by a Detroit rookie since Clete Thomas on June 7, 2009.

- Sidelined from April 18-May 9 with a right quad strain.
- Sidelined from July 30-August 22 with a concussion.
- Belted a pair of home runs for Triple A Toledo on August 24 at Columbus.
- Homered in consecutive games on September 8 at Oakland and September 10 vs. New York (AL), marking the first time in his career he's homered in back-to-back games.
- Ranked as the eighth-best prospect in the Tigers organization by *Baseball America*...also rated as the best power hitter in the Tigers system.

Spent most of the **2018** season with Triple A Toledo, appearing in 122 games...also saw the first Major League action of his career, playing in 17 games with Detroit.

- Selected the Tigers Minor League Player of the Year for the third consecutive season, leading Detroit's player development system with 23 home runs and 77 RBI.
- Named to the International League midseason and postseason All-Star Teams, while he was selected an organization All-Star by MiLB.com.
- Finished the season tied for the International League lead with 23 home runs, while he was third with 77 RBI, 67 walks and a .480 slugging percentage, fourth with 213 total bases and an .844 OPS, tied for fourth with 47 extra-base hits and sixth with a .364 on-base percentage.
- Had a 12-game hitting streak from April 24-May 7, hitting .447/.460/.915 with 10 runs scored, five doubles, one triple, four home runs and 15 RBI.
- Belted a pair of home runs on May 13 at Louisville.
- Sidelined from June 27-July 12 with a right calf strain.
- Made his Major League debut in the ninth inning on September 9 vs. St. Louis.
- Picked up the first hit of his Major League career on September 10 vs. Houston, singling in the sixth inning off Justin Verlander.
- Posted the first multi-hit game and RBI of his big league career on September 16 at Cleveland, going 3x5...also had a three-hit performance on September 27 at Minnesota.
- Hit the first two home runs of his Major League career and drove in six runs on September 20 vs. Kansas City...became the first Tigers player to hit his first two career home runs in the same game since Brent Clevlen on August 1, 2006 at Tampa Bay and the first Tigers player since 1908 to have a six-RBI game in the first 11 games of his career.
- Ranked as the No. 9 prospect in the Tigers organization and the 17th-best prospect in the International League by *Baseball America* following the season...also rated as the best power hitter in the Tigers system.

Named the Tigers Minor League Player of the Year for the second straight season in **2017**, playing in 136 games with Double A Erie.

- Selected to the Eastern League midseason and postseason All-Star Teams, and was named an organization All-Star by MiLB.com.
- Led the Eastern League with 28 home runs, 243 total bases, 60 extra-base hits and 136 games played, while he ranked third with 86 RBI, fourth with 29 doubles and fifth with a .501 slugging percentage...also ranked fourth in the league with one home run every 17.32 at-bats.
- Hit a pair of home runs on April 9 vs. Trenton...also had multi-homer games on May 7 vs. Trenton and June 25 vs. Bowie.
- Named the Tigers Minor League Player of the Month for June, batting .317/.336/.554 with 16 runs scored, nine doubles, five home runs and 21 RBI in 29 games.
- Rated as the No. 2 prospect in the Tigers organization and the 20th-best prospect in the Eastern League by *Baseball America* following the season.

Earned Tigers Minor League Player of the Year honors in **2016**, splitting the season between Single A Lakeland and Double A Erie.

- Named to the Florida State League midseason and postseason All-Star Teams...was named the Most Valuable Player of the FSL All-Star Game.
- Selected a High Class A All-Star by *Baseball America* and was tabbed an organization All-Star by MiLB.com.
- Led the Florida State League with 24 home runs, a .534 slugging percentage and a .403 on-base percentage, while he ranked second with 74 walks, third with 47 extra-base hits, fourth with 190 total bases and fifth with 68 RBI...also paced the league with one home run every 14.83 at-bats.
- Earned Florida State League Player of the Week honors for the week ending May 15, hitting .348/.515/.957 with two doubles, four home runs and 10 RBI...homered in three straight games from May 9-11.
- Named the Tigers Minor League Player of the Month for July, batting .351/.479/.689 with 17 runs scored, five doubles, one triple, six home runs and 23 RBI in 23 games.
- Homered in three consecutive games with Erie from September 1-3.
- Played for the Salt River Rrafters in the Arizona Fall League, hitting .268/.350/.408 with 12 runs scored, five doubles, one triple, one home run and nine RBI...selected to play in the AFL's Rising Stars Game.
- Ranked as the fourth-best prospect in the Tigers organization and the No. 15 prospect in the Florida State League by *Baseball America* following the season.



# 2021 TIGERS

Completed his first season of professional baseball in **2015**, appearing in 71 games between the GCL Tigers, Single A Connecticut and Single A West Michigan.

- Began his professional career with the GCL Tigers, and had a four-hit performance in his fifth game, going 4x5 with two doubles, a triple, a home run and two RBI on June 26 vs. the GCL Phillies.
- Drove in a season-high five runs on August 13 at Wisconsin.
- Played in 29 games with West Michigan in August, hitting .317/.423/.584 with 21 runs scored, seven doubles, four triples, four home runs and 22 RBI.
- Appeared in 10 games during the Whitecaps Midwest League championship run, batting .368/.429/.447 with five runs scored, three doubles and five RBI.

### AMATEUR HIGHLIGHTS

- Played college baseball at the University of Tennessee, where he earned first team All-SEC honors in **2014** and **2015**.
- Selected to play for the USA Baseball Collegiate National Team in **2014**.

### TRANSACTIONS

- Selected by the Tigers in the first round (34th overall) of the 2015 MLB Draft out of the University of Tennessee (signing scout: Harold Zonder)
- On injured list, June 27-July 12, 2018 (right calf strain)
- On injured list, April 18-May 9, 2019 (right quad strain)
- On injured list, July 30-August 22, 2019 (concussion)

### CHRISTIN GAYLIN HARRIS STEWART'S CAREER RECORD

Year	Club	AVG	G	AB	R	H	TB	2B	3B	HR	RBI	SH	SF	HB	BB	SO	SB	CS	OBP	SLG	E
2015	GCL Tigers	.364	6	22	5	8	15	2	1	1	2	0	0	1	3	5	2	1	.462	.682	0
	Connecticut	.245	14	49	7	12	24	2	2	2	11	0	3	2	5	18	0	0	.322	.490	0
	West Michigan	.286	51	185	29	53	91	9	4	7	31	0	3	10	18	45	3	2	.375	.492	3
2016	Lakeland	.264	104	356	60	94	190	22	1	24	68	0	2	10	74	105	3	1	.403	.534	2
	Erie	.218	24	87	17	19	39	2	0	6	19	0	1	0	12	26	0	0	.310	.448	0
2017	Erie	.256	136	485	67	124	243	29	3	28	86	0	8	6	56	138	3	0	.335	.501	3
2018	GCL Tigers East#	.200	2	5	1	1	4	0	0	1	1	0	0	0	1	0	0	0	.333	.800	0
	GCL Tigers West#	.250	1	4	1	1	4	0	0	1	2	0	0	0	0	0	0	0	.250	1.000	0
	Toledo	.264	122	444	69	117	213	21	3	23	77	0	5	6	67	108	0	0	.364	.480	3
	<b>DETROIT</b>	<b>.267</b>	<b>17</b>	<b>60</b>	<b>7</b>	<b>16</b>	<b>25</b>	<b>1</b>	<b>1</b>	<b>2</b>	<b>10</b>	<b>0</b>	<b>1</b>	<b>1</b>	<b>10</b>	<b>13</b>	<b>0</b>	<b>0</b>	<b>.375</b>	<b>.417</b>	<b>2</b>
2019	Lakeland#	.350	6	20	2	7	11	1	0	1	5	0	2	0	3	3	0	0	.400	.550	0
	Toledo	.289	22	83	14	24	38	2	0	4	14	0	0	1	18	25	1	0	.422	.458	0
	<b>DETROIT</b>	<b>.233</b>	<b>104</b>	<b>369</b>	<b>32</b>	<b>86</b>	<b>143</b>	<b>25</b>	<b>1</b>	<b>10</b>	<b>40</b>	<b>0</b>	<b>6</b>	<b>7</b>	<b>34</b>	<b>103</b>	<b>0</b>	<b>1</b>	<b>.305</b>	<b>.388</b>	<b>5</b>
2020	<b>DETROIT</b>	<b>.167</b>	<b>36</b>	<b>90</b>	<b>6</b>	<b>15</b>	<b>27</b>	<b>3</b>	<b>0</b>	<b>3</b>	<b>9</b>	<b>0</b>	<b>1</b>	<b>2</b>	<b>5</b>	<b>30</b>	<b>0</b>	<b>0</b>	<b>.224</b>	<b>.300</b>	<b>0</b>
MINOR LEAGUE TOTALS		.264	488	1740	272	460	872	90	14	98	316	0	24	36	257	473	12	4	.366	.501	11
MAJOR LEAGUE TOTALS		.225	157	519	45	117	195	29	2	15	59	0	8	10	49	146	0	1	.300	.376	7

### MAJOR LEAGUE CAREER FIELDING

	G	TC	PO	A	E	DP	PCT
Outfield	136	226	214	5	7	1	.969

### MAJOR LEAGUE CAREER HIGHS

**Hits:** 3 (eight times) - last, September 14, 2019 vs. Baltimore

**Home Runs:** 2 - September 20, 2018 vs. Kansas City

**RBI:** 6 - September 20, 2018 vs. Kansas City

**Stolen Bases:** No Major League stolen bases

**Hitting Streak:** 9 - July 21-September 4, 2019

### BACK-TO-BACK-TO-BACK HOME RUNS

Players	Date	Opponent	Inning
Roy Cullenbine, Dick Wakefield, Hoot Evers	April 23, 1947	vs. Chicago (AL)	8th
Harvey Kuenn, Earl Torgeson, Charlie Maxwell	July 7, 1956	at Chicago (AL)	7th
Norm Cash, Steve Boros, Dick Brown	May 23, 1961	at Minnesota	9th
Jim Northrup, Norm Cash, Willie Horton	April 17, 1971	vs. Boston	7th
Aurelio Rodriguez, Al Kaline, Willie Horton	June 27, 1972	vs. New York (AL)	1st
Al Kaline, Bill Freehan, Mickey Stanley	July 29, 1974	at Cleveland	1st
Kirk Gibson, Lance Parrish, Darrell Evans	July 8, 1986	at Minnesota	4th
Alan Trammell, Kirk Gibson, John Grubb	July 31, 1986	at Cleveland	5th
John Grubb, Matt Nokes, Bill Madlock	June 28, 1987	vs. Baltimore	9th
Alan Trammell, Cecil Fielder, Gary Ward	August 7, 1990	at Toronto	9th
Alan Trammell, Cecil Fielder, Mickey Tettleton	April 20, 1992	at Baltimore	3rd
Robert Fick, Juan Encarnacion, Shane Halter	June 24, 2001	vs. Minnesota	2nd
Victor Martinez, Jhonny Peralta, Alex Avila	June 1, 2013	at Baltimore	4th
Alex Avila, Miguel Cabrera, J.D. Martinez	May 20, 2017	vs. Texas	1st
Miguel Cabrera, C.J. Cron, Jeimer Candelario	August 8, 2020	at Pittsburgh	1st



# 50 JULIO TEHERAN

NON-ROSTER  
INVITEE

HT: 6-2 WT: 205 BT: R TH: R BORN: 1/27/1991 IN CARTAGENA, COL

## RIGHTHANDED PITCHER

Opening Day Age: 30

Residence: Cartagena, COL

Major League Service: 8.062

Signed Through: 2021

How Obtained: Signed by the Tigers as a Minor League free agent on February 20, 2021

### CAREER HIGHLIGHTS

- Named to the National League All-Star Team in **2014** and **2016** with the Atlanta Braves.
- Since 2013, ranks tied for third in the Majors with 231 starts, and seventh in innings pitched (1365.1).
- Is one of six players since 1900 to record over 1,000 strikeouts in a Braves uniform, along with Hall of Famers John Smoltz, Phil Niekro, Warren Spahn, Tom Glavine and Greg Maddux.
- Set Braves franchise record with six consecutive Opening Day starts from 2014-19.
- Selected to play in the Futures Game in **2010** and **2011**...was the starting pitcher for the World Team in the **2011** contest.

### SEASON HIGHLIGHTS

Appeared in 10 games, including nine starts, with the Los Angeles Angels in the shortened **2020** season.

- Began the season on the injured list and was reinstated on August 5.
- Made the longest relief outing of his big league career on August 20 at San Francisco, tossing 5.0 innings.

Tied a career high by making 33 starts with Atlanta in **2019**.

- Marked his seventh consecutive season with 30-or-more starts, the only MLB pitcher to do so in that span.
- Served as Atlanta's Opening Day starter for the sixth consecutive season, matching Hall of Famer Warren Spahn for the longest such streak by a pitcher in Braves franchise history...only two other Atlanta pitchers, Greg Maddux (1993-96) and Rick Mahler (1985-88) started at least four straight season openers.
- Made his 200th career starts on April 30 vs. San Diego...became the ninth Braves pitcher to make 200 starts for the club since moving to Atlanta in 1966...joined Phil Niekro (594), Tom Glavine (518), John Smoltz (466), Greg Maddux (363), Tim Hudson (243), Rick Mahler (218), Ron Reed (203) and Steve Avery (201).
- Finished the year with 226 career starts, which was sixth most in Atlanta history, while his 77 wins ranked ninth.
- Allowed one-or-fewer earned runs in 17 starts, tying Jack Flaherty and Jacob deGrom for the third-most in the Majors among traditional starters, behind Gerrit Cole (19) and Hyun-Jin Ryu (18)...had eight straight starts with one-or-fewer earned runs allowed from May 5-June 13, which was the longest streak in the Majors by a traditional starter.
- Pitched in two games of the National League Division Series vs. St. Louis, and had a 0-1 record with a 5.40 ERA (1.2IP/1ER) and two strikeouts.

Started 31 games with Atlanta in **2018**.

- Limited opponents to a .196 (122x623) batting average on the season, the second-lowest mark in franchise history, behind only Mike Foltyniewicz, who had a .195 opponents batting average in 2018.
- Sideline from June 5-16 with a right thumb contusion.
- Threw 6.0 no-hit innings on June 17 vs. San Diego, the first hitless start of his career...struck out 11 in the game, becoming just the second Atlanta pitcher to strike out double digits in a no-hit outing (also, Kent Mercker, who fanned 10 in his no-hitter on April 8, 1994 at Los Angeles (NL)).
- Recorded his second double-digit strikeout performance of the season on July 4 at New York (AL), fanning 10.
- Hit the first home run of his Major League career on August 5 at New York (NL), hitting a solo shot off Corey Oswalt...was the first Braves pitcher to homer since Jaime Garcia hit a grand slam on July 21, 2017 at Los Angeles (NL).
- Fanned Eduardo Escobar in the first inning on September 8 at Arizona for the 1,000th strikeout of his big league career...became the ninth pitcher in franchise history and the sixth in the modern era to reach 1,000 strikeouts, joining Hall of Famers John Smoltz (3,011), Phil Niekro (2,912), Warren Spahn (2,493), Tom Glavine (2,091) and Greg Maddux (1,828).
- Made a postseason roster for the second time in his career, and threw 1.2 scoreless innings vs. Los Angeles (NL) in Game 4 of the National League Championship Series.



Had a team-high 32 starts with Atlanta in **2017**, becoming the first Braves pitcher to make 30-or-more starts in five consecutive seasons since Greg Maddux had eight straight from 1996-2003.

- Picked off four runners to tie for the team lead and tie for fifth in the Majors.
- Made his fifth consecutive Opening Day start on April 3 at New York (NL), throwing 6.0 shutout innings, but taking a no-decision.
- Started the opening game at SunTrust Park on April 14 vs. San Diego, and earned his first win of the season.
- Went 1-0 with a 0.95 ERA (19.0IP/2ER) over his first three starts...then went 6-10 with a 5.98 ERA (111.1IP/74ER) over his next 20 starts...finished the season with a 4-3 record and a 2.79 ERA (58.0IP/18ER) over his final nine starts.

Earned his second career All-Star Game selection in **2016** with Atlanta...threw a perfect fifth inning in his Midsummer Classic debut after not playing in the 2014 game.

- Had four scoreless starts without a winning decision, tying Matt Shoemaker for the most in the Majors and equaling Atlanta's franchise record.
- Established a career high with 12 strikeouts on May 24 vs. Milwaukee...equaled that total on October 2 vs. Detroit.
- Faced 28 batters in a one-hit shutout at New York (NL) on June 19, allowing no walks and fanning seven... marked his fifth career complete game, third shutout and Atlanta's only individual complete game in 2016.
- Had a career-best 23.0-inning scoreless streak from June 14-25...was the longest single-season streak by a Braves starter since Paul Maholm, who threw 25.1 straight scoreless innings from April 3-20.
- On the injured list from July 31-August 19 with right lat tightness.
- Earned his fourth win of the season on August 30 vs. San Diego, while lowering his season ERA to 3.12... according to the Elias Sports Bureau, only three other starters had four-or-fewer wins with an ERA as low as Teheran in their first 24 starts of a season: Frank Allen, 1913 Dodgers (4-14, 2.70 ERA), Nolan Ryan, 1987 Astros (4-13, 3.09) and John Dopson, 1988 Expos (3-10, 2.97).

Eclipsed 200.0 innings in **2015**, becoming the first Braves pitcher with back-to-back, 200-inning seasons since Tim Hudson in 2010 and 2011.

- From August through the end of the season, a span of 12 games, went 5-2 with a 2.95 ERA (76.1IP/25ER)... gave up more than three runs in a start only once in that span.
- Won his 10th game of the season on September 9 at Philadelphia, giving him double-digit victories in three straight seasons...he was the first Braves pitcher to do so since Tommy Hanson (four, 2009-12) and Tim Hudson (three, 2010-12).
- Made his 100th start with Atlanta on October 2 vs. St. Louis, becoming the 19th pitcher in club history to reach that milestone.

Set career highs with 221.0 innings pitched and 186 strikeouts in **2014** with Atlanta.

- Named to his first All-Star team after being selected on the player ballot, but did not appear in the game.
- Ranked third in the National League and seventh in the Majors in innings pitched.
- Became the first Braves pitcher to post two shutouts in a season (April 16 at Philadelphia and May 20 vs. Milwaukee) since Greg Maddux (3) in 2001.
- At the age of 23, was the first Atlanta pitcher with two-or-more shutouts in a season before his 25th birthday since Steve Avery in 1992 at 22 years old.
- Tossed his fourth complete game of the season on September 13 at Texas, becoming the first Braves pitcher to record at least four complete games in a season since Greg Maddux (6) and Tom Glavine (4) in 2000.

Completed his first full Major League season in **2013**, starting 30 games.

- Named to *Baseball America's* Major League All-Rookie Team.
- Finished the season with 14 wins, becoming the eighth Braves rookie to reach 10 wins since the franchise moved to Atlanta in 1966.
- On June 5 vs. Pittsburgh, began the game with 7.2 no-hit innings before pinch-hitter Brandon Inge broke up his no-hit bid with a single to left.
- Made his postseason debut, starting Game 3 of the National League Division Series at Los Angeles (NL)... according to STATS, LLC, he became the youngest pitcher (22 years, 252 days), to make a postseason start for the Braves since Steve Avery (22 years, 193 days) in Game 6 of the World Series vs. Toronto on October 24, 1992
- Ranked as the top prospect in the Braves organization and the No. 44 prospect overall by *Baseball America*...also rated as having the best changeup in Atlanta's player development system and the best pickoff move in the National League.

Spent most of the **2012** season with Triple A Gwinnett.

- Led Gwinnett in wins (7) for the second straight season.
- Made one start with Atlanta on June 10 vs. Toronto, while he pitched once in October, throwing 2.0 scoreless innings.



- Ranked as the top prospect in the Braves organization, the No. 5 prospect in all of baseball and the fourth-best prospect in the International League by *Baseball America*...rated as possessing the best fastball and changeup in the Braves organization.
- Pitched for Tigres del Licey in the Dominican Winter League, going 2-1 with a 3.23 ERA (30.2IP/11ER) and 24 strikeouts in seven starts.

Was named as the top pitcher in the Braves organization for the second straight season in **2011**.

- Led the International League with 15 wins, and was named the IL's Most Valuable Pitcher, Rookie of the Year and starter for the IL's postseason All-Star Team.
- Made his Major League debut on May 7 at Philadelphia, throwing 4.2 innings and allowing three runs on four hits with one strikeout.
- Earned his first MLB win on September 8 in the second game of the doubleheader at New York (NL), giving up a run on five hits and three strikeouts in 5.1 innings.
- Ranked as the top prospect in the Braves organization, the No. 5 prospect overall and the No. 2 prospect in the IL by *Baseball America*...rated as having the best fastball in the Braves system and in the IL and voted as the best pitching prospect in the IL.

Received the Phil Niekro Award, which is given to the top pitcher in the Atlanta organization, in **2010**.

- Named to the Carolina League midseason All-Star Team and was selected to *Baseball America's* Minor League All-Star Team.
- Earned a pair of weekly honors during the season, receiving Carolina League Pitcher of the Week for the week ending June 20 and Southern League Pitcher of the Week for the week ending August 8.
- Tossed a combined no-hitter while with Double A Mississippi on August 2 vs. Mobile, throwing 5.2 innings and striking out seven, while walking three.
- Ranked as the No. 3 prospect in the Braves organization, the No. 51 prospect overall and the top prospect in the Carolina League by *Baseball America*...also rated as having the best fastball in the Carolina League.

Split the **2009** season between Rookie-level Danville and Single A Rome.

- Rated as the eighth-best prospect in the Atlanta Minor League system and the top prospect in the Appalachian League by *Baseball America*.

Started six games with Rookie-level Danville in his first professional season in **2008**.

- Ranked as the No. 10 prospect and rated as possessing the best fastball in the Braves organization by *Baseball America*.

**IN THE COMMUNITY**

- In **2017**, Julio and his family started the Teheran Foundation in his native country of Colombia...the foundation provides activities and games, as well as financial support to children in need.

**TRANSACTIONS**

- Signed by Atlanta as a non-drafted free agent on July 2, 2007
- On injured list, July 31-August 19, 2016 (right lat tightness)
- On injured list, June 5-16, 2018 (right thumb contusion)
- Signed by Los Angeles (AL) as a free agent on December 21, 2019
- On injured list, July 6-August 5, 2020
- Signed by the Tigers as a Minor League free agent on February 20, 2021

**TIGERS IN THE MICHIGAN SPORTS HALL OF FAME**

Anderson, Sparky	1992	Harwell, Ernie	1989	Morris, Jack	2001
Beckmann, Frank	2007	Heilmann, Harry	1956	Mullin, George	1962
Bridges, Tommy	1963	Hernandez, Willie	2012	Navin, Frank	1976
Briggs, Walter O., Sr.	1969	Hiller, John	1989	Newhouser, Hal	1962
Brown, Gates	2002	Horton, Willie	1987	Northrup, Jim	2000
Bunning, Jim	1981	Ilitch, Michael	2004	Parrish, Lance	2002
Campbell, James	1985	Jennings, Hughie	1958	Patrick, Van	1991
Carey, Paul	1992	Kaline, Al	1978	Rogell, Billy	1970
Cash, Norm	1984	Kell, George	1969	Rowe, Schoolboy	1961
Cobb, Ty	1955	Kuenn, Harvey	1993	Schembechler, Bo	1989
Cochrane, Mickey	1956	Lane, Ray	1997	Stanley, Mickey	1994
Crawford, Sam	1958	Leach, Rick	2010	Stearnes, Norman "Turkey"	2007
Devellano, Jim	2006	Leyland, Jim	2017	Tanana, Frank	2006
Egan, Wish	1960	Lolich, Mickey	1982	Trammell, Alan	2000
Fetzer, John E.	1984	Lund, Don	1987	Trucks, Virgil	1985
Freehan, Bill	1982	Manush, Heinie	1964	Tyson, Ty	1996
Gehring, Charlie	1956	Maxwell, Charlie	1997	Wertz, Vic	1983
Gibson, Kirk	1999	McAuliffe, Dick	1986	Whitaker, Lou	2000
Goslin, Goose	1965	McCosky, Barney	1995	York, Rudy	1972
Greenberg, Hank	1958	McLain, Denny	1991		



## 2021 TIGERS

### JULIO ALBERTO TEHERAN'S CAREER RECORD

Year	Club	W-L	ERA	G	GS	CG	SHO	SV	IP	H	TBF	R	ER	HR	HB	BB	SO	WP	BK	AVG
2008	Danville	1-2	6.60	6	6	0	0	0	15.0	18	66	12	11	2	2	4	17	0	0	.305
2009	Danville	2-1	2.68	7	7	0	0	0	43.2	36	173	17	13	2	7	7	39	1	0	.229
	Rome	1-3	4.78	7	7	0	0	0	37.2	42	163	20	20	2	5	11	28	4	0	.288
2010	Rome	2-2	1.14	7	7	0	0	0	39.1	23	154	8	5	1	5	10	45	1	0	.168
	Myrtle Beach	4-4	2.98	10	10	0	0	0	63.1	56	260	22	21	6	5	13	76	3	1	.233
	Mississippi	3-2	3.38	7	7	0	0	0	40.0	29	162	15	15	2	1	17	38	2	0	.204
2011	Gwinnett	15-3	2.55	25	24	0	0	0	144.2	123	590	46	41	5	5	48	122	3	1	.232
	Atlanta	1-1	5.03	5	3	0	0	0	19.2	21	87	11	11	4	0	8	10	1	0	.276
2012	Gwinnett	7-9	5.08	26	26	1	0	0	131.0	146	576	81	74	18	15	43	97	4	2	.289
	Atlanta	0-0	5.68	2	1	0	0	0	6.1	5	24	4	4	0	0	1	5	0	0	.217
2013	Atlanta	14-8	3.20	30	30	0	0	0	185.2	173	774	69	66	22	13	45	170	2	0	.246
2014	Atlanta	14-13	2.89	33	33	4	2	0	221.0	188	884	82	71	22	4	51	186	1	1	.232
2015	Atlanta	11-8	4.04	33	33	0	0	0	200.2	189	843	99	90	27	9	73	171	2	0	.253
2016	Gwinnett#	0-1	1.80	1	1	0	0	0	5.0	3	18	2	1	0	0	5	0	0	0	.167
	Atlanta	7-10	3.21	30	30	1	1	0	188.0	157	758	70	67	22	9	41	167	7	1	.223
2017	Atlanta	11-13	4.49	32	32	0	0	0	188.1	186	812	103	94	31	7	72	151	6	0	.257
2018	Atlanta	9-9	3.94	31	31	0	0	0	175.2	122	724	80	77	26	9	84	162	2	3	.196
2019	Atlanta	10-11	3.81	33	33	0	0	0	174.2	148	754	81	74	22	14	83	162	5	1	.229
2020	Los Angeles (AL)	0-4	10.05	10	9	0	0	0	31.1	39	149	35	35	12	2	16	20	1	0	.305
MINOR LEAGUE TOTALS		35-27	3.48	96	95	1	0	0	519.2	476	2162	223	201	38	45	153	467	18	4	.246
AL TOTALS		0-4	10.05	10	9	0	0	0	31.1	39	149	35	35	12	2	16	20	1	0	.305
NL TOTALS		77-73	3.67	229	226	5	3	0	1360.0	1189	5660	599	554	176	65	458	1184	26	6	.235
MAJOR LEAGUE TOTALS		77-77	3.81	239	235	5	3	0	1391.1	1228	5809	634	589	188	67	474	1204	27	6	.237

### MAJOR LEAGUE CAREER FIELDING

Pitcher	G	TC	PO	A	E	DP	PCT
Pitcher	239	312	85	221	6	18	.981

### MAJOR LEAGUE CAREER HIGHS

**Longest Winning Streak in Games with Decision:** 4 (three times) - last, April 16-May 14, 2018

**Longest Losing Streak in Games with Decision:** 7 - September 12, 2019-September 20, 2020

**Strikeouts:** 12 (twice) - last, October 2, 2016 vs. Detroit

**Walks:** 6 (twice) - last, August 4, 2019 vs. Cincinnati

**Innings (starter):** 9.0 (three times) - last, June 19, 2016 vs. New York (NL)

**Innings (reliever):** 5.0 - August 20, 2020 at San Francisco

**Low-Hit Game (CG):** 1 - June 19, 2016 vs. New York (NL)



# 73

## SPENCER TORKELSON

HT: 6-1 WT: 220 BT: R TH: R BORN: 8/26/1999 IN PETALUMA, CA

INFIELDER

Opening Day Age: 21      Residence: Scottsdale, AZ

Major League Service: 0.000      Signed Through: 2021

How Obtained: Selected by the Tigers with the first overall pick of the 2020 MLB Draft

NON-ROSTER INVITEE

### SEASON HIGHLIGHTS

- Spent the entire **2020** season at the club's Alternate Training Site in Toledo.
- Ranked as the top prospect in the Tigers organization by *Baseball America*.

### AMATEUR HIGHLIGHTS

- Played collegiately at Arizona State University, where he was a unanimous All-American and was selected to play for the U.S. Collegiate National Team in **2018** and **2019**.
- Finished his college career hitting .337/.463/.729 with 33 doubles 54 home runs and 130 RBI...his home run total was just two shy of tying Bob Horner's school record.
- Hit 25 home runs as a freshman in 2018 and 23 as a sophomore in 2019, becoming just the third player in Pac-12 history with consecutive seasons with 20-or-more longballs.
- Finished his freshman season in 2018 batting .320/.440/.743 with 12 doubles, 25 home runs and 53 RBI...led the country with 25 home runs, which was one shy of the NCAA freshman record and easily surpassed the previous ASU freshman record of 11 home runs, set by Barry Bonds in 1983.



- Was tabbed the National Freshman of the Year by Perfect Game, the National Co-Freshman of the Year by Collegiate Baseball News, the National Freshman Hitter of the Year by the National Collegiate Baseball Writers Association and the Pac-12 Freshman of the Year.
- Graduated from Casa Grande High School, where he hit .430 with 32 doubles, 11 home runs and 99 RBI in 110 games...also maintained a 1.24 ERA in 16 career appearances on the mound, throwing 22.2 innings.

**TRANSACTIONS**

- Selected by the Tigers with the first overall pick of the 2020 MLB Draft out of Arizona State University

**SPENCER TORKELSON'S CAREER RECORD**

Year	Club	AVG	G	AB	R	H	TB	2B	3B	HR	RBI	SH	SF	HB	BB	SO	SB	CS	OBP	SLG	E	
2020	Did Not Play																					



# 56

## SPENCER TURNBULL

HT: 6-3   WT: 211   BT: R   TH: R   BORN: 9/18/1992 IN DEMOPOLIS, AL

RIGHTHANDED PITCHER

Opening Day Age: 28      Residence: Madison, MS

Major League Service: 2.020      Signed Through: 2021

How Obtained: Selected by the Tigers in the second round of the 2014 MLB Draft

**SEASON HIGHLIGHTS**

Was one of the club's best pitchers in **2020**, ranking second on the team with 11 starts...finished with a 4-4 record and 3.97 ERA (56.2IP/25ER), allowing 47 hits and 29 walks, while striking out 51.

- Allowed just two homers on the season, which was tied for the fewest by a pitcher in the Major Leagues with at least 55.0 innings pitched.
- Finished the season with a career-high four wins, including the first of his career at Comerica Park on July 31 vs. Cincinnati when he tossed 6.0 innings and allowed two earned runs on three hits and a walk, while punching out six...went 3-1 on the season at home, bouncing back from an 0-12 mark to start his career.
- Had one of baseball's most effective fastballs in 2020, holding opponents to a .198 batting average and posting a 25.3% strikeout rate when using it...those figures ranked seventh and 10th, respectively, among American League pitchers with at least 55.0 innings pitched.
- Allowed three earned runs-or-fewer in nine of his 11 starts in 2020...has 31 such efforts since the beginning of the 2019 season, which ranked as the highest total among Tigers pitchers over that span.
- Punched out five-or-more batters in five of his last six starts to finish the season...only five American League pitchers had more such games over that span.
- Earned his fourth win of the season on September 19 vs. Cleveland, tossing 6.0 innings and allowing two earned runs on five hits and no walks, while striking out seven...his seven strikeouts in that contest were the most he had in a game since striking out eight in his first start of the season on July 26 at Cincinnati.

Completed his first full season in the Majors in **2019**, starting 30 games.

- Was one of the most durable rookie pitchers in the Major Leagues this season, ranking fifth in games started and eighth with 148.1 innings pitched...among qualified American League rookie pitchers, he ranked second in strikeouts, fourth in ERA, fifth in opponents batting average (.267) and WHIP (1.44) and seventh in wins.
- Started the home opener on April 4 vs. Kansas City and recorded the first double-digit strikeout performance of his career, fanning 10, which were the most strikeouts by a Tigers pitcher in a home opener since 1914, when Jean Dubuc also struck out 10.
- Didn't allow more than three earned runs in any of his first 10 starts of the season, posting a 2-3 record and 2.68 ERA (53.2IP/16ER)...he ranked sixth in ERA among American League pitchers with at least 50 innings pitched during that span.
- Sidelined from June 28-July 12 with right shoulder inflammation.
- Sidelined from July 18-August 5 with a back strain.
- Ranked as the No. 21 prospect in the Tigers organization and also rated as possessing the best slider in the organization by *Baseball America*.



Made 21 starts between Double A Erie and Triple A Toledo in **2018**...also saw the first Major League action of his career, appearing in four outings, including three starts with the Tigers.

- Earned Eastern League Pitcher of the Week honors twice during the season...his first award came for the week ending May 13 when he had a 2-0 record and threw 11.0 scoreless innings with 12 strikeouts, while the other came for the week ending June 10 when he tossed 12.2 innings, striking out 14 and giving up three runs.
- Threw a shutout for Erie on June 10 vs. Reading, allowing just four hits and striking out a season-high 11 batters...the shutout was the first of his career, while it was his second complete game (other, May 31, 2015 at Fort Wayne as a member of Single A West Michigan).
- Sidelined from June 21-July 21 with a right rotator cuff strain.
- Struck out 11 in his debut for Toledo on August 27 vs. Columbus, allowing three runs in 6.1 innings.
- Made his Major League debut on September 14 at Cleveland, throwing a perfect inning in relief with one strikeout...struck out Yan Gomes for his first Major League strikeout.
- Recorded the first quality start of his Major League career on September 25 at Minnesota, allowing one run on six hits with one walk and five strikeouts in 6.0 innings...became the first Detroit pitcher to throw 6.0-or-more innings and allow one run-or-less in one of his first two Major League starts since Kyle Ryan tossed 6.0 shutout innings in his Major League debut on August 30, 2014 at Chicago (AL).
- Ranked as the 12th-best prospect in the Tigers player development system by *Baseball America*.

Combined to make 21 starts between the GCL Tigers West, Single A Lakeland and Double A Erie in **2017**.

- Sidelined from May 23-July 9 with right elbow tendinitis.
- Allowed three runs-or-less in eight consecutive starts with Lakeland from May 16-August 11...compiled a 5-1 record with a 1.50 ERA (48.0IP/8ER) and 41 strikeouts over the eight-start stretch.
- Made six starts with the Mesa Solar Sox in the Arizona Fall League, going 2-2 with a 3.74 ERA (21.2IP/9ER) and 19 strikeouts.
- Ranked as the 19th-best prospect in the Tigers organization by *Baseball America*.

Limited to 12 starts between the GCL Tigers East, GCL Tigers West and Single A Lakeland in **2016** after missing most of the season due to injury.

- Sidelined from April 7-August 4 with a right shoulder strain.
- Posted a 1-3 record with a 3.60 ERA (20.0IP/8ER) and 20 strikeouts in six starts with the Salt River Rafters in the Arizona Fall League.
- Ranked as the No. 9 prospect in the Tigers organization by *Baseball America*.

Made a career-high 22 starts and won a career-best 11 games with Single A West Michigan in **2015**.

- Named to the Midwest League midseason All-Star Team and recognized by MiLB.com as an organizational All-Star.
- Ranked tied for seventh in the Midwest League with 11 victories...ranked fourth among Midwest League starting pitchers with a .242 (106x438) opponent batting average, while he was fifth with 8.18 strikeouts per nine innings.
- Began the season with a streak of 12 consecutive starts of three-or-fewer earned runs allowed from April 11-June 28...went 5-2 with a 2.80 ERA (61.0IP/19ER) and 52 strikeouts during the stretch.
- Struck out a season-high 12 batters and threw 6.2 scoreless innings on September 1 at Great Lakes.
- Ranked as the No. 18 prospect in the Tigers organization and the 17th-best prospect in the Midwest League by *Baseball America*.

Completed his first season of professional baseball in **2014**, starting 12 games between the GCL Tigers and Connecticut Tigers.

- Started five games during the month of July with Connecticut, going 0-1 with a 3.86 ERA (11.2IP/5ER) and six strikeouts.

#### TRANSACTIONS

- Selected by the Tigers in the second round of the 2014 MLB Draft out of the University of Alabama (signing scout: Bryson Barber)
- On injured list, April 7-August 4, 2016 (right shoulder strain)
- On injured list, May 23-July 9, 2017 (right elbow tendinitis)
- On injured list, June 21-July 21, 2018 (right rotator cuff strain)
- On bereavement list, May 28-31, 2019
- On injured list, June 28-July 12, 2019 (right shoulder inflammation)
- On injured list, July 18-August 5, 2019 (back strain)

### THANKS A MILLION TIGERS FANS

The Tigers have drawn over one million fans at home in each of the past 55 seasons when fans have been in attendance, the lone American League team to do so. Only the Cardinals (57 years) and the Dodgers (75 years) have longer streaks. The Dodgers drew over one million fans in the last 13 seasons in Brooklyn, and all 61 years in Los Angeles. In addition, the Tigers topped the one hundred million mark in franchise history in 1994.





**SPENCER KETCHAM TURNBULL'S CAREER RECORD**

Year	Club	W-L	ERA	G	GS	CG	SHO	SV	IP	H	TBF	R	ER	HR	HB	BB	SO	WP	BK	AVG
2014	GCL Tigers	0-0	3.00	1	1	0	0	0	3.0	2	11	1	1	1	0	1	4	0	0	.200
	Connecticut	0-2	4.45	11	11	0	0	0	28.1	31	131	16	14	1	1	14	19	4	1	.270
2015	West Michigan	11-3	3.01	22	22	1	0	0	116.2	106	503	45	39	0	7	52	106	9	2	.242
2016	GCL Tigers East#	0-0	7.36	2	2	0	0	0	3.2	4	16	3	3	2	0	1	5	1	0	.267
	GCL Tigers West#	0-1	3.38	4	4	0	0	0	10.2	3	38	4	4	0	0	5	7	0	0	.091
	Lakeland	1-1	3.00	6	6	0	0	0	30.0	24	123	12	10	1	1	10	27	6	0	.216
2017	GCL Tigers West#	0-0	4.00	2	2	0	0	0	9.0	8	35	5	4	0	0	2	16	3	0	.242
	Lakeland	7-3	3.05	15	15	0	0	0	82.2	68	330	30	28	3	6	25	64	3	1	.230
	Erie	0-3	6.20	4	4	0	0	0	20.1	22	93	16	14	1	3	8	22	0	0	.272
2018	GCL Tigers West#	0-0	0.00	1	1	0	0	0	2.2	1	12	0	0	0	0	3	3	0	1	.111
	Lakeland#	0-0	0.00	1	1	0	0	0	4.2	2	16	0	0	0	0	6	0	0	0	.125
	Erie	4-7	4.47	19	19	1	1	0	98.2	92	421	50	49	4	7	40	105	10	1	.248
	Toledo	1-1	2.03	2	2	0	0	0	13.1	8	53	3	3	0	1	3	19	0	0	.178
	<b>DETROIT</b>	<b>0-2</b>	<b>6.06</b>	<b>4</b>	<b>3</b>	<b>0</b>	<b>0</b>	<b>0</b>	<b>16.1</b>	<b>17</b>	<b>69</b>	<b>11</b>	<b>11</b>	<b>1</b>	<b>0</b>	<b>4</b>	<b>15</b>	<b>1</b>	<b>1</b>	<b>.262</b>
2019	Toledo#	0-0	0.00	1	1	0	0	0	3.2	1	13	0	0	0	0	1	0	7	0	.083
	<b>DETROIT</b>	<b>3-17</b>	<b>4.61</b>	<b>30</b>	<b>30</b>	<b>0</b>	<b>0</b>	<b>0</b>	<b>148.1</b>	<b>154</b>	<b>656</b>	<b>86</b>	<b>76</b>	<b>14</b>	<b>16</b>	<b>59</b>	<b>146</b>	<b>9</b>	<b>0</b>	<b>.267</b>
2020	<b>DETROIT</b>	<b>4-4</b>	<b>3.97</b>	<b>11</b>	<b>11</b>	<b>0</b>	<b>0</b>	<b>0</b>	<b>56.2</b>	<b>47</b>	<b>242</b>	<b>25</b>	<b>25</b>	<b>2</b>	<b>2</b>	<b>29</b>	<b>51</b>	<b>0</b>	<b>0</b>	<b>.226</b>
	MINOR LEAGUE TOTALS	24-21	3.56	91	91	2	1	0	427.1	372	1795	185	169	13	27	164	410	36	6	.235
	MAJOR LEAGUE TOTALS	7-23	4.55	45	44	0	0	0	221.1	218	967	122	112	17	18	92	212	10	1	.257

**MAJOR LEAGUE CAREER FIELDING**

	G	TC	PO	A	E	DP	PCT
Pitcher	45	37	14	21	2	4	.946

**MAJOR LEAGUE CAREER HIGHS**

**Longest Winning Streak in Games with Decision:** 2 (three times) - last, August 25-September 8, 2020  
**Longest Losing Streak in Games with Decision:** 13 - June 5-September 29, 2019  
**Strikeouts:** 10 - April 4, 2019 vs. Kansas City  
**Walks:** 5 - September 2, 2020 at Milwaukee  
**Innings (starter):** 7.0 (three times) - last, August 9, 2020 at Pittsburgh  
**Innings (relief):** 1.0 - September 14, 2018 at Cleveland



62 JOSÉ UREÑA

HT: 6-2 WT: 208 BT: R TH: R BORN: 9/12/1991 IN SANTO DOMINGO, DR

RIGHTHANDED PITCHER

Opening Day Age: 29
Residence: Santo Domingo, DR

Major League Service: 5.040
Signed Through: 2021

How Obtained: Signed by the Tigers as a free agent on December 23, 2020

**SEASON HIGHLIGHTS**

Made just five starts in **2020** after being on the injured list for much of the season.

- Sidelined from July 27-September 7.
- Made his season debut on September 7 at Atlanta, limiting the Braves to three runs in 5.0 innings.
- Exited his final start of the season in the third inning on September 27 at New York (AL) after taking a D.J. Lemahieu line drive off of his right forearm...x-rays revealed a non-displaced ulna fracture in his right forearm, ending his season.

Limited to 13 starts in **2019** after missing much of the season due to injury.

- Made his second consecutive Opening Day start on March 28 vs. Colorado, becoming the first Marlins pitcher to do so since Josh Johnson started three consecutive season openers from 2010-12.
- Allowed three earned runs-or-less in five straight starts from May 8-June 1, posting a 3-1 record with a 2.53 ERA (32.0IP/9ER) and 20 strikeouts.
- On the injured list from June 9-September 1 with a left back strain.
- Picked up his first save of the season on September 3 at Pittsburgh, his first save since April 27, 2016 at Los Angeles (NL).

Established career highs in starts (31), innings pitched (174.0) and strikeouts (130) in **2018** with Miami.

- Began the season with seven consecutive losses over his first 12 starts and finished the season with six consecutive wins over final seven starts...according to the Elias Sports Bureau, he became the second



starter in club history to record a losing streak of seven-or-more games and winning streak of six-or-more in same season (also, Chris Hammond, 1993)...additionally, he became the first Major League starter to begin a season with seven-or-more losses and finish with nine-or-more wins since Barry Zito began his 2008 campaign with eight losses en-route to a 10-17 final record.

- On injured list from June 21-July 4 with right shoulder impingement syndrome.
- Recorded the first complete game of his Major League career on August 19 at Washington, allowing a run on two hits with two walks and four strikeouts.
- Allowed one run-or-less in six of his final seven starts of the season, posting a 6-0 record with a 1.80 ERA (45.0IP/9ER) and 26 strikeouts in that stretch.

Won a career-high 14 games and appeared in a career-best 34 games in **2017** with the Marlins.

- Began the season in the bullpen, where he made six appearances and had a 2.35 ERA (15.1IP/4ER) with eight strikeouts.
- From May 7 through the end of the season, he led National League pitchers with 28 starts, and his 14 wins were tied with Zack Greinke and Alex Wood for second, behind only Zach Davies (15)...among NL pitchers with at least 25 starts in that span, he ranked sixth with a .232 opponent batting average and 10th with a 3.97 ERA (154.1IP/68ER).
- Allowed three earned runs-or-fewer in seven consecutive starts from June 7-July 9, during which he had a 4-1 record with a 3.23 ERA (39.0IP/14ER) and 30 strikeouts.

Spent most of the **2016** season with the Marlins, but also made 12 starts with Triple A New Orleans.

- Went 2-2 with a 2.05 ERA (30.2IP/7ER) and 24 strikeouts over his final seven starts with New Orleans.
- Combined to make five starts between New Orleans and Miami in August, and went 3-2 with a 2.60 ERA (27.2IP/8ER) and 22 strikeouts.
- Started three games with Aguilas Cibaenas in the Dominican Winter League, and threw 10.0 scoreless innings, allowing five hits with three walks and eight strikeouts.

Saw the first Major League action of his career in **2015**, appearing in 20 games, including nine starts, with the Marlins.

- Made his Major League debut on April 14 at Atlanta, allowing one hit in a scoreless inning out of the bullpen.
- Earned his first big league victory on June 12 vs. Colorado, giving up a run on six hits with one strikeout in 6.2 innings.
- Threw a shutout with New Orleans on July 4 vs. Iowa, allowing five hits with one walk and four strikeouts.
- Sidelined from August 7-September 4 with a left knee contusion.
- Made three starts with Aguilas Cibaenas in the Dominican Winter League, and had a 1.50 ERA (12.0IP/2ER) with four strikeouts.
- Ranked as the No. 4 prospect in the Marlins organization by *Baseball America*.

Spent the entire **2014** season with Double A Jacksonville.

- Named a Southern League midseason All-Star.
- Ranked second in the Southern League with 13 victories and 121 strikeouts, while he was sixth with a 3.33 ERA (162.0IP/60ER).
- Selected the Marlins Minor League Pitcher of the Month for July, after posting a 4-1 record with a 2.21 ERA (40.2IP/10ER) and 34 strikeouts.
- Started five games in August, compiling a 3-1 record with a 1.97 ERA (32.0IP/7ER) and 25 strikeouts.
- Rated as the seventh-best prospect in the Marlins system by *Baseball America*.

Started 26 games with Single A Jupiter in **2013**.

- Tabbed the Marlins Minor League Pitcher of the Month for June after posting a 2-1 record with a 0.87 ERA (31.0IP/3ER) and 23 strikeouts.
- Ranked as the No. 8 prospect in the Marlins organization by *Baseball America*.

Pitched in 27 games, including 22 as a starter, in **2012** with Single A Greensboro.

- Tossed a 6.0-inning complete game in the nightcap of a doubleheader on May 24 at Delmarva...allowed two runs on four hits with two walks and five strikeouts in a loss.
- Appeared in six games, including four starts, in May, and went 2-2 with a 2.39 ERA (26.1IP/7ER) and 23 strikeouts.
- Ranked as the No. 11 prospect in the Marlins system by *Baseball America*.

Completed his first season in the United States in **2011** with Single A Jamestown.

- Started six games in July, compiling a 3-2 record with a 3.27 ERA (33.0IP/12ER) and 20 strikeouts.
- Rated as the fifth-best prospect in the New York-Penn League by *Baseball America*.

Started 13 games in **2010** as he finished his second season with the DSL Marlins.

- Selected to the Dominican Summer League midseason All-Star Team.



- Threw three complete games and two shutouts during the season...his first shutout was on June 8 at the DSL Orioles, when he gave up two hits with seven strikeouts over 7.0 innings, while his second came on July 9 vs. the DSL Phillies, when he threw 5.1 innings and gave up two hits and two strikeouts.

Completed his first professional season in **2009** with the DSL Marlins, making 14 appearances, including two starts.

**TRANSACTIONS**

- Signed by Florida as a non-drafted free agent on August 29, 2008
- On injured list, August 7-September 4, 2015 (left knee contusion)
- On suspended list, June 30-July 7, 2016
- On injured list, June 21-July 4, 2018 (right shoulder impingement syndrome)
- On suspended list, August 21-27, 2018
- On injured list, June 9-September 1, 2019 (left back strain)
- On injured list, July 27-September 7, 2020
- Signed by the Tigers as a free agent on December 23, 2020

**JOSÉ MIGUEL UREÑA'S CAREER RECORD**

Year	Club	W-L	ERA	G	GS	CG	SHO	SV	IP	H	TBF	R	ER	HR	HB	BB	SO	WP	BK	AVG
2009	DSL Marlins	3-3	6.75	14	2	0	0	2	26.2	36	130	22	20	0	1	11	15	2	1	.313
2010	DSL Marlins	5-6	2.61	13	13	3	2	0	82.2	76	333	32	24	2	6	7	66	5	0	.241
2011	Jamestown	4-7	4.33	15	15	0	0	0	72.2	74	315	38	35	4	3	29	48	1	2	.264
2012	Greensboro	9-6	3.38	27	22	1	0	2	138.1	143	572	67	52	13	1	29	101	7	2	.266
2013	Jupiter	10-7	3.73	27	26	0	0	0	149.2	148	618	69	62	8	6	29	107	3	0	.257
2014	Jacksonville	13-8	3.33	26	25	0	0	0	162.0	155	652	65	60	14	2	29	121	4	0	.255
2015	Jupiter	0-0	0.00	1	1	0	0	0	2.0	0	6	0	0	0	0	2	0	0	0	.000
	New Orleans	1-5	5.25	20	9	0	0	0	61.2	73	276	37	36	5	3	25	28	2	1	.307
	<b>Miami</b>	<b>1-5</b>	<b>5.25</b>	<b>20</b>	<b>9</b>	<b>0</b>	<b>0</b>	<b>0</b>	<b>61.2</b>	<b>73</b>	<b>274</b>	<b>37</b>	<b>36</b>	<b>5</b>	<b>3</b>	<b>25</b>	<b>28</b>	<b>2</b>	<b>1</b>	<b>.307</b>
2016	New Orleans	3-3	3.17	12	12	0	0	0	48.1	41	204	18	17	4	5	21	41	1	2	.234
	<b>Miami</b>	<b>4-9</b>	<b>6.13</b>	<b>28</b>	<b>12</b>	<b>0</b>	<b>0</b>	<b>1</b>	<b>83.2</b>	<b>91</b>	<b>373</b>	<b>59</b>	<b>57</b>	<b>11</b>	<b>6</b>	<b>29</b>	<b>58</b>	<b>0</b>	<b>0</b>	<b>.275</b>
2017	<b>Miami</b>	<b>14-7</b>	<b>3.82</b>	<b>34</b>	<b>28</b>	<b>0</b>	<b>0</b>	<b>0</b>	<b>169.2</b>	<b>152</b>	<b>724</b>	<b>77</b>	<b>72</b>	<b>26</b>	<b>14</b>	<b>64</b>	<b>113</b>	<b>5</b>	<b>1</b>	<b>.238</b>
2018	<b>Miami</b>	<b>9-12</b>	<b>3.98</b>	<b>31</b>	<b>31</b>	<b>1</b>	<b>0</b>	<b>0</b>	<b>174.0</b>	<b>155</b>	<b>712</b>	<b>78</b>	<b>77</b>	<b>19</b>	<b>12</b>	<b>51</b>	<b>130</b>	<b>2</b>	<b>1</b>	<b>.242</b>
2019	Jupiter#	0-0	9.00	1	1	0	0	0	1.0	1	4	1	1	0	0	0	0	0	0	.333
	Jacksonville#	0-0	0.00	2	1	0	0	0	2.2	1	11	0	0	0	0	1	1	0	0	.100
	New Orleans#	0-0	0.00	2	0	0	0	0	1.2	2	8	3	0	1	0	0	2	0	0	.250
	<b>Miami</b>	<b>4-10</b>	<b>5.21</b>	<b>24</b>	<b>13</b>	<b>0</b>	<b>0</b>	<b>3</b>	<b>84.2</b>	<b>99</b>	<b>369</b>	<b>53</b>	<b>49</b>	<b>13</b>	<b>2</b>	<b>26</b>	<b>62</b>	<b>2</b>	<b>0</b>	<b>.293</b>
2020	<b>Miami</b>	<b>0-3</b>	<b>5.40</b>	<b>5</b>	<b>5</b>	<b>0</b>	<b>0</b>	<b>0</b>	<b>23.1</b>	<b>22</b>	<b>104</b>	<b>15</b>	<b>14</b>	<b>4</b>	<b>2</b>	<b>13</b>	<b>15</b>	<b>1</b>	<b>0</b>	<b>.247</b>
MINOR LEAGUE TOTALS		53-41	3.47	151	129	5	3	4	755.1	742	3129	338	291	50	27	175	545	26	7	.257
MAJOR LEAGUE TOTALS		32-46	4.60	142	98	1	0	4	597.0	592	2556	319	305	78	39	208	406	12	3	.260

**MAJOR LEAGUE CAREER FIELDING**

	G	TC	PO	A	E	DP	PCT
Pitcher	142	118	36	79	3	6	.975

**MAJOR LEAGUE CAREER HIGHS**

- Longest Winning Streak in Games with Decision:** 6 - August 19-September 28, 2018
- Longest Losing Streak in Games with Decision:** 8 - September 26, 2017-May 19, 2018
- Strikeouts:** 7 (six times) - last, September 3, 2018 vs. Philadelphia
- Walks:** 6 - May 28, 2017 vs. Los Angeles (AL)
- Innings (starter):** 9.0 - August 19, 2018 at Washington
- Innings (relief):** 4.1 - April 28, 2017 vs. Pittsburgh
- Low-Hit Game (CG):** 2 - August 19, 2018 at Washington



# 43 JOEY WENTZ

HT: 6-5 WT: 220 BT: L TH: L BORN: 10/6/1997 IN LAWRENCE, KS

## LEFTHANDED PITCHER

Opening Day Age: 23 Residence: Leewood, KS  
 Major League Service: 0.000 Signed Through: 2021  
 How Obtained: Acquired by the Tigers along with Travis Demeritte from Atlanta in exchange for Shane Greene on July 31, 2019

### SEASON HIGHLIGHTS

Missed the entire **2020** season after undergoing surgery for a left elbow ulnar collateral ligament injury.

- Ranked as the No. 11 prospect in the Tigers organization by *Baseball America*.

Began the **2019** season in the Atlanta Braves organization, before being acquired by the Tigers on July 31.

- Had a season-high 10 strikeouts on July 6 vs. Biloxi...equaled that total on August 31 at Akron.
- Allowed one run-or-less in four consecutive starts from June 26-July 14, compiling a 1-1 record with a 1.11 ERA (24.1IP/3ER) and 35 strikeouts.
- Started five games for Double A Erie in August, and went 2-0 with a 2.10 ERA (25.2IP/6ER) and 37 strikeouts.
- Rated as the No. 12 prospect in the Braves organization by *Baseball America*.

Started 16 games with Single A Florida in **2018**.

- Led all Braves Minor Leaguers (min. 15 starts) with a 2.28 ERA (67.0IP/17ER).
- Went 2-2 with a 1.17 ERA (38.1IP/5ER) and 30 strikeouts over his final nine starts from June 13-September 1.
- Rated as the 11th-best prospect in the Braves system by *Baseball America*.

Named the South Atlantic League Most Outstanding Pitcher in **2017** after making 26 starts with Single A Rome and posting an 8-3 record with a 2.60 ERA (131.2IP/38ER) and 152 strikeouts.

- Named a South Atlantic League postseason All-Star and a low Class A All-Star by *Baseball America*.
- Selected an organization All-Star by MiLB.com.
- Ranked second in the South Atlantic League in strikeouts, while he was third in opponent batting average (.209, 99x473), tied for third in games started, fourth in ERA and seventh in WHIP (1.10).
- Sidelined from May 20-29 with a left knee contusion.
- Started 12 games from June 13-August 16, compiling a 6-0 record with a 1.27 ERA (71.0IP/10ER) and 83 strikeouts.
- Ranked as the No. 15 prospect in the Braves system and the No. 14 prospect in the South Atlantic League by *Baseball America*.

Started his professional career in **2016**, pitching for the GCL Braves and Rookie-level Danville.

- Made four starts with the GCL Braves and did not allow a run in 12.0 innings, giving up three hits and striking out 18.
- Ranked as the 10th-best prospect in the Appalachian League by *Baseball America*.

### AMATEUR HIGHLIGHTS

- Attended Shawnee Mission East High School, where he led the team to the **2016** Kansas Class 6A state championship and was named the Sunflower League Player of the Year after going a perfect 9-0 while not allowing an earned run in 51.1 innings pitched.

### TRANSACTIONS

- Selected by Atlanta in the first round (40th overall) of the 2016 MLB Draft out of Shawnee Mission East High School (KS)
- On injured list, May 20-29, 2017 (left knee contusion)
- Acquired by the Tigers along with Travis Demeritte from Atlanta in exchange for Shane Greene on July 31, 2019

### JOSEPH (JOEY) BARRETT WENTZ'S CAREER RECORD

Year	Club	W-L	ERA	G	GS	CG	SHO	SV	IP	H	TBF	R	ER	HR	HB	BB	SO	WP	BK	AVG
2016	GCL Braves	0-0	0.00	4	4	0	0	0	12.0	3	42	0	0	0	1	5	18	0	1	.083
	Danville	1-4	5.06	8	8	0	0	0	32.0	31	143	18	18	0	3	20	35	6	1	.265
2017	Rome	8-3	2.60	26	26	0	0	0	131.2	99	527	44	38	4	1	46	152	18	1	.209
2018	Florida	3-4	2.28	16	16	0	0	0	67.0	49	266	17	17	3	2	24	53	3	0	.206
2019	Mississippi	5-8	4.72	20	20	0	0	0	103.0	90	436	57	54	13	3	45	100	7	0	.239
	Erie	2-0	2.10	5	5	0	0	0	25.2	20	98	6	6	3	0	4	37	1	0	.213
<b>MINOR LEAGUE TOTALS</b>		<b>19-19</b>	<b>3.22</b>	<b>79</b>	<b>79</b>	<b>0</b>	<b>0</b>	<b>0</b>	<b>371.1</b>	<b>292</b>	<b>1512</b>	<b>142</b>	<b>133</b>	<b>23</b>	<b>10</b>	<b>144</b>	<b>395</b>	<b>35</b>	<b>3</b>	<b>.219</b>



**NON-ROSTER  
INVITEE**

# 80 DANNY WOODROW

HT: 5-10 WT: 155 BT: L TH: R BORN: 1/26/1995 IN CHICAGO, IL

OUTFIELDER

Opening Day Age: 26      Residence: Wilmette, IL  
 Major League Service: 0.000      Signed Through: 2021  
 How Obtained: Selected by the Tigers in the 12th round of the 2016 MLB Draft

**SEASON HIGHLIGHTS**

Worked out remotely during the **2020** season as a result of the COVID-19 Pandemic.

Played in 100 games with Triple A Toledo in **2019**, marking the second time in his career he's appeared in 100-or-more games in a season.

- Ranked third in the International League with 23 stolen bases, while he was tied for eighth with five triples.
- Compiled an 11-game hitting streak from April 16-May 2, batting .333/.434/.422 with two triples and one RBI.
- Went 4x5 with four runs scored, one triple and one RBI on May 25 at Louisville...added a second four-hit game on July 11 at Louisville.
- Hit safely in 16 consecutive games from July 7-30, hitting .344/.420/.393 with three doubles and six RBI.
- Ranked as the No. 25 prospect in the Tigers organization by *Baseball America*.

Spent most of the **2018** season with Double A Erie, playing 92 games with the SeaWolves.

- Named to the Eastern League midseason All-Star Team.
- Led all Tigers Minor Leaguers with a .317 (115x363) batting average, while he was third with 23 stolen bases...ranked second in the Eastern League with a .313 (107x342) batting average.
- Sideline from April 5-May 6 with a lumbar spine muscle strain.
- Turned in a four-hit performance on July 5 at Binghamton and August 21 vs. Akron.
- Appeared in 26 games during July, hitting .351/.420/.464 with 18 runs scored, five doubles, two home runs and 10 RBI.
- Hit safely in 11 consecutive games from August 14-25, batting .340/.380/.404 with four runs scored, one home run and seven RBI.
- Played in 16 games with the Mesa Solar Sox in the Arizona Fall League, batting .371/.420/.387 with 10 runs scored, one double and six RBI...ranked second in the AFL in batting average and stolen bases (12).

Appeared in 116 games with Single A West Michigan in **2017**.

- Selected to the Midwest League midseason All-Star Team.
- Led the Tigers Minor League system with 31 stolen bases...paced the Midwest League with 13 sacrifice hits.
- Went a perfect 5x5 with four runs scored, two doubles and two RBI on June 16 at Lansing.
- Hit .313/.393/.385 with 19 runs scored, seven doubles and 19 RBI in 23 games during June.

Completed his first season of professional baseball in **2016**, seeing time in 54 games between the GCL Tigers West and Single A Connecticut.

- Had a season-high four hits on August 10 at Auburn.

**TRANSACTIONS**

- Selected by the Tigers in the 12th round of the 2016 MLB Draft out of Creighton University (signing scout: Ryan Johnson)
- On injured list, April 5-May 6, 2018 (lumbar spine muscle strain)

**DANIEL (DANNY) CHRISTOPHER WOODROW'S CAREER RECORD**

Year	Club	AVG	G	AB	R	H	TB	2B	3B	HR	RBI	SH	SF	HB	BB	SO	SB	CS	OBP	SLG	E
2016	GCL Tigers West	.351	18	57	10	20	27	7	0	0	9	1	1	1	9	12	5	0	.441	.474	2
	Connecticut	.276	36	145	21	40	47	5	1	0	13	0	1	0	12	32	8	2	.329	.324	1
2017	West Michigan	.271	116	469	73	127	152	17	4	0	47	13	6	2	51	93	31	11	.341	.324	4
2018	Lakeland	.381	5	21	5	8	9	1	0	0	1	0	0	0	1	5	4	1	.409	.429	0
	Erie	.313	92	342	48	107	135	13	3	3	37	5	6	3	31	71	19	13	.369	.395	2
2019	Toledo	.274	100	376	58	103	128	12	5	1	32	2	3	4	41	89	23	5	.349	.340	3
2020	Did Not Play																				
<b>MINOR LEAGUE TOTALS</b>		<b>.287</b>	<b>367</b>	<b>1410</b>	<b>215</b>	<b>405</b>	<b>498</b>	<b>55</b>	<b>13</b>	<b>4</b>	<b>139</b>	<b>21</b>	<b>17</b>	<b>10</b>	<b>145</b>	<b>302</b>	<b>90</b>	<b>32</b>	<b>.354</b>	<b>.353</b>	<b>12</b>



## HOW THE 2021 TIGERS WERE BUILT

### FIRST-YEAR PLAYER DRAFT (13)

PLAYER	YEAR DRAFTED	ROUND
Tyler Alexander	2015	Second
Beau Burrows	2015	First (22nd overall)
Alex Faedo	2017	First (18th overall)
Buck Farmer	2013	Fifth
Kyle Funkhouser	2016	Fourth
Bryan Garcia	2016	Sixth
Grayson Greiner	2014	Third
Derek Hill	2014	First (23rd overall)
Matt Manning	2016	First (ninth overall)
Casey Mize	2018	First (first overall)
Tarik Skubal	2018	Ninth
Christin Stewart	2015	First (34th overall)
Spencer Turnbull	2014	Second

### SIGNED AS A MAJOR LEAGUE FREE AGENT (5)

PLAYER	PREVIOUS ORGANIZATION	DATE SIGNED
Robbie Grossman	Oakland	January 5, 2021
Nomar Mazara	Chicago (AL)	February 12, 2021
Wilson Ramos	New York (NL)	January 29, 2021
Jonathan Schoop	Baltimore	February 5, 2021
José Ureña	Miami	December 23, 2020

### SIGNED AS A MINOR LEAGUE FREE AGENT (2)

PLAYER	PREVIOUS ORGANIZATION	DATE SIGNED
José Cisnero	Arizona	November 8, 2018
Niko Goodrum	Minnesota	November 14, 2017

### SIGNED AS A NON-DRAFTED FREE AGENT (3)

PLAYER	COUNTRY	DATE SIGNED
Harold Castro	Venezuela	March 15, 2011
Joe Jiménez	Puerto Rico	June 24, 2013
Gregory Soto	Dominican Republic	December 26, 2012

### ACQUIRED BY TRADE (14)

PLAYER	ACQUIRED FROM	DATE ACQUIRED	ACQUIRED FOR
Matthew Boyd	Toronto	July 30, 2015	David Price
Miguel Cabrera	Florida	December 5, 2007	Burke Badenhop, Eulogio De La Cruz, Cameron Maybin, Andrew Miller, Mike Rabelo, Dallas Trahern
Daz Cameron	Houston	August 31, 2017	Justin Verlander, PTBNL (Juan Ramirez)
Jeimer Candelario	Chicago (NL)	July 31, 2017	Alex Avila, Justin Wilson
Willi Castro	Cleveland	July 31, 2018	Kyle Dowdy, Leonys Martin
Michael Fulmer	New York (NL)	July 31, 2015	Yoenis Céspedes
JaCoby Jones	Pittsburgh	July 30, 2015	Joakim Soria
Alex Lange	Chicago (NL)	July 31, 2019	Nicholas Castellanos
Daniel Norris	Toronto	July 30, 2015	David Price
Isaac Paredes	Chicago (NL)	July 31, 2017	Alex Avila, Justin Wilson
Franklin Pérez	Houston	August 31, 2017	Justin Verlander, PTBNL (Juan Ramirez)
Zack Rogers	Houston	August 31, 2017	Justin Verlander, PTBNL (Juan Ramirez)
Zack Short	Chicago (NL)	August 31, 2020	Cameron Maybin
Joey Wentz	Atlanta	July 31, 2019	Shane Greene

### ACQUIRED IN RULE 5 DRAFT (3)

PLAYER	ACQUIRED FROM	DATE ACQUIRED	ACQUIRED FOR
Akil Baddoo	Minnesota	December 10, 2020	Rule 5 Draft
Rony García	New York (AL)	December 12, 2019	Rule 5 Draft
Victor Reyes	Arizona	December 14, 2017	Rule 5 Draft

# TIGERS 40-MAN ROSTER



## 2021 DETROIT TIGERS 40-MAN ROSTER

Manager: A.J. Hinch (14)

Head Athletic Trainer: Doug Teter

Coaches: Scott Coolbaugh (53), José Cruz Jr (27), Chris Fetter (52), Chip Hale (18), George Lombard (26), Juan Nieves (61), Josh Paul (88), Ramon Santiago (39)

Assistant Trainers: Chris McDonald, Matt Rankin

As of 2/27/2021

NO.	PITCHERS (21)	B	T	HT.	WT.	BORN	BIRTHPLACE	RESIDENCE	2020 CLUB	W-L	ERA	G	GS	CG	SHO	SV	IP	H	TBF	R	ER	BB	SO	AVG	MLSER.
70	Alexander, Tyler	R	L	6-2	200	7/14/1994	Chicago, IL	Southlake, TX	Detroit	2-3	3.96	14	2	0	0	0	36.1	39	152	16	16	9	34	.283	1.058
48	Boyd, Matthew	L	L	6-3	234	2/2/1991	Mercer Island, WA	Sammamish, WA	Detroit	3-7	6.71	12	1	0	0	0	60.1	67	271	46	45	22	60	.278	4.136
37	Burrows, Beau	R	R	6-2	210	9/18/1996	Fort Worth, TX	Weatherford, TX	Detroit	0-0	5.40	5	0	0	0	0	6.2	8	30	4	4	1	3	.286	0.061
67	Cisnero, José	R	R	6-3	245	4/11/1989	Bajos de Haina, DR	San Francisco de Macoris, DR	Detroit	3-3	3.03	29	0	0	0	0	29.2	23	123	10	10	10	34	.209	3.020
38	Faedo, Alex	R	R	6-5	225	11/12/1995	Tampa, FL	Tampa, FL																	
45	Färmer, Buck	L	R	6-4	232	2/20/1991	Conyers, GA	Buford, GA	Detroit	1-0	3.80	23	0	0	0	0	21.1	20	89	9	9	5	14	.244	4.083
32	Fulmer, Michael	R	R	6-3	246	3/15/1993	Oklahoma City, OK	Guthrie, OK	Detroit	0-2	8.78	10	10	0	0	0	27.2	45	136	27	27	12	20	.375	4.157
36	Funkhouser, Kyle	R	R	6-3	225	3/16/1994	Palos Heights, IL	Charlestown, IN	Detroit	1-1	7.27	13	0	0	0	0	17.1	22	81	14	14	11	12	.319	0.136
33	García, Bryan	R	R	6-1	215	4/19/1995	Miami, FL	Miami, FL	Detroit	2-1	1.66	26	0	0	0	4	21.2	18	93	6	4	10	12	.222	1.029
51	García, Rony	R	R	6-3	200	12/19/1997	Mao, DR	Santo Domingo, DR	Detroit	1-0	8.14	15	2	0	0	0	21.0	25	96	20	19	9	14	.287	1.000
77	Jiménez, Joe	R	R	6-3	272	1/17/1995	San Juan, PR	Davenport, FL	Detroit	1-3	7.15	25	0	0	0	5	22.2	25	101	19	18	6	22	.284	3.077
57	Lange, Alex	R	R	6-3	197	10/2/1995	Riverside, CA	Baton Rouge, LA																	
25	Manning, Matt	R	R	6-6	195	1/28/1998	Sacramento, CA	Elk Grove, CA																	
12	Mize, Casey	R	R	6-3	220	5/1/1997	Springville, AL	Nashville, TN	Detroit	0-3	6.99	7	7	0	0	0	28.1	29	133	25	22	13	26	.252	0.111
44	Norris, Daniel	L	L	6-2	185	4/25/1993	Johnson City, TN	Johnson City, TN	Detroit	3-1	3.25	14	1	0	0	0	27.2	25	116	10	10	7	28	.231	5.073
58	Pérez, Franklin	R	R	6-3	197	12/6/1997	Valencia, VZ	Kissimmee, FL																	
29	Skubal, Tarik	L	L	6-3	215	11/20/1996	Hayward, CA	Chandler, AZ	Detroit	1-4	5.63	8	7	0	0	0	32.0	28	134	21	20	11	37	.235	0.114
65	Soto, Gregory	L	L	6-1	236	2/11/1995	Haina, DR	Nigua, DR	Detroit	0-1	4.30	27	0	0	0	2	23.0	16	98	11	11	13	29	.193	1.102
56	Turnbull, Spencer	R	R	6-3	211	9/18/1992	Demopolis, AL	Madison, MS	Detroit	4-4	3.97	11	11	0	0	0	56.2	47	242	25	25	29	51	.226	2.020
62	Ureña, José	R	R	6-2	208	9/12/1991	Santo Domingo, DR	Santo Domingo, DR	Miami	0-3	5.40	5	5	0	0	0	23.1	22	104	15	14	13	15	.247	5.040
43	Weitz, Joey	L	L	6-5	220	10/6/1997	Lawrence, KS	Leawood, KS	N/A																

Did Not Pitch in 2020

Did Not Pitch in 2020

Did Not Pitch in 2020

Did Not Pitch in 2020

Did Not Pitch in 2020

Did Not Pitch in 2020

Did Not Pitch in 2020

Did Not Pitch in 2020

Did Not Pitch in 2020



# TIGERS 40-MAN ROSTER

NO.	CATCHERS (3)	B	T	HT.	WT.	BORN	BIRTHPLACE	RESIDENCE	2020 CLUB	AVG	G	AB	R	H	TB	2B	3B	HR	RBI	BB	SO	SB	OBP	SLG	ML.SER.
17	Greiner, Grayson	R	R	6-6	239	10/11/1992	Columbia, SC	Columbia, SC	Detroit	.118	18	51	8	6	17	2	0	3	8	3	20	0	.182	.333	2,083
40	Ramos, Wilson	R	R	6-1	245	8/10/1987	Valencia, VZ	Parkland, FL	New York (NL)	.239	45	142	13	34	55	6	0	5	15	10	31	0	.297	.387	10,047
34	Rogers, Jake	R	R	6-1	192	4/18/1995	Canyon, TX	Dallas, TX																	
Did Not Play in 2020																									
NO.	INFELDERS (9)	B	T	HT.	WT.	BORN	BIRTHPLACE	RESIDENCE	2020 CLUB	AVG	G	AB	R	H	TB	2B	3B	HR	RBI	BB	SO	SB	OBP	SLG	ML.SER.
24	Cabrera, Miguel	R	R	6-4	249	4/18/1983	Maracay, VZ	N. Miami Beach, FL	Detroit	.250	57	204	28	51	85	4	0	10	35	24	51	1	.329	.417	17,101
46	Candelario, Jeimer	S	R	6-1	221	11/24/1993	New York, NY	San Pedro de Macoris, DR	Detroit	.297	52	185	30	55	93	11	3	7	29	20	49	1	.369	.503	3,038
30	Gastro, Harold	L	R	5-10	151	11/30/1993	Caracas, VZ	Kissimmee, FL	Detroit	.347	22	49	6	17	21	4	0	0	3	5	11	0	.407	.429	1,141
9	Gastro, Willi	S	R	6-1	170	4/24/1997	Rio Piedras, PR	Port St. Lucie, FL	Detroit	.349	36	129	21	45	71	4	2	6	24	7	38	0	.381	.550	0,170
28	Goodrum, Niko	S	R	6-3	198	2/28/1992	Atlanta, GA	Stockbridge, GA	Detroit	.184	43	158	15	29	53	7	1	5	20	18	69	7	.263	.335	3,031
19	Paredes, Isaac	R	R	5-11	213	2/18/1999	Hermosillo, MX	Hermosillo, MEX	Detroit	.220	34	100	7	22	29	4	0	1	6	8	24	0	.278	.290	0,117
7	Schoop, Jonathan	R	R	6-1	225	10/16/1991	Willemsstad, CW	Willemsstad, CW	Detroit	.278	44	162	26	45	77	4	2	8	23	8	39	0	.324	.475	7,027

NO.	OUTFIELDERS (9)	B	T	HT.	WT.	BORN	BIRTHPLACE	RESIDENCE	2020 CLUB	AVG	G	AB	R	H	TB	2B	3B	HR	RBI	BB	SO	SB	OBP	SLG	ML.SER.
60	Baddoo, Akil	L	L	6-1	210	8/16/1998	Silver Spring, MD	Conyers, GA																	
41	Gameron, Daz	R	R	6-2	185	1/15/1997	McDonough, GA	McDonough, GA	Detroit	.193	17	57	4	11	15	2	1	0	3	2	19	1	.220	.263	0,053
8	Grossman, Robbie	S	L	6-0	216	9/16/1989	San Diego, CA	Cypress, TX	Oakland	.241	51	166	23	40	80	12	2	8	23	21	38	8	.344	.482	6,060
54	Hill, Derek	R	R	6-2	190	12/30/1995	Des Moines, IA	Lakeland, FL	Detroit	.091	15	11	3	1	1	0	0	0	0	1	6	0	.167	.091	0,072
21	Jones, Jacoby	R	R	6-2	201	5/10/1992	Chickasha, OK	Richton, MS	Detroit	.268	30	97	19	26	50	9	0	5	14	7	34	1	.333	.515	3,125
15	Mazara, Nomar	L	L	6-4	215	4/26/1995	Santo Domingo, DR	Dallas, TX	Chicago (AL)	.228	42	136	13	31	40	6	0	1	15	10	44	0	.295	.294	5,000
22	Reyes, Victor	S	R	6-5	194	10/5/1994	Barcelona, VZ	Kissimmee, FL	Detroit	.277	57	202	30	56	79	7	2	4	14	9	45	8	.315	.391	2,084
20	Stewart, Christin	L	R	6-0	220	12/10/1993	Atlanta, GA	Nashville, TN	Detroit	.167	36	90	6	15	27	3	0	3	9	5	30	0	.224	.300	1,164

Did Not Play in 2020



# TIGERS NON-ROSTER INVITEES



## 2021 DETROIT TIGERS NON-ROSTER INVITEES

NO.	PITCHERS (7)	B	T	HT.	WT.	BORN	BIRTHPLACE	RESIDENCE	2020 CLUB	W-L	ERA	G	CS	CG	SHO	SV	IP	H	TBF	R	ER	BB	SO	AVG	MLSER.
76	Hess, Zack	R	R	6-6	219	2/25/1997	Lynchburg, VA	Forrest, VA	Did Not Pitch in 2020																
49	Holland, Derek	S	L	6-2	215	10/9/1986	Newark, OH	Irving, TX	Pittsburgh	1-3	6.86	12	5	0	0	0	40.2	42	179	33	31	15	45	.261	11.105
63	Kroi, Ian	L	L	6-1	210	5/9/1991	Hinsdale, IL	Naperville, IL	Did Not Pitch in 2020																3.162
84	Moreno, Gerson	R	R	6-0	218	9/10/1995	Yamasa, DR	Yamasa, DR	Did Not Pitch in 2020																5.166
76	Perala, Willy	R	R	6-1	255	5/8/1989	Samana, DR	Santo Domingo, DR	Did Not Pitch in 2020																6.059
88	Ramirez, Erasmo	R	R	6-0	220	5/2/1990	Rivas, NI	Rivas, NI	New York (NL)	0-0	0.63	6	0	0	0	1	14.1	8	53	1	1	4	9	.163	8.062
50	Teheran, Julio	R	R	6-2	205	1/27/1991	Cartagena, COL	Cartagena, COL	Los Angeles (AL)	0-4	10.05	10	9	0	0	0	31.1	39	104	35	35	16	20	.305	

NO.	CATCHERS (3)	B	T	HT.	WT.	BORN	BIRTHPLACE	RESIDENCE	2020 CLUB	AVG	G	AB	R	H	TB	2B	3B	HR	RBI	BB	SO	SB	OBP	SLG	MLSER.
79	Dingler, Dillon	R	R	6-2	215	9/17/1998	Massillon, OH	Columbus, OH	Did Not Play in 2020																
64	Garneau, Dustin	R	R	6-2	205	8/13/1987	San Pedro, CA	Orange, CA	Houston	.158	17	38	4	6	11	0	1	1	4	6	15	0	.273	.289	2.140
13	Haase, Eric	R	R	5-10	210	12/18/1992	Detroit, MI	Livonia, MI	Detroit	.176	7	17	1	3	3	0	0	0	2	1	6	0	.211	.176	0.099


NO.	INFELDERS (6)	B	T	HT.	WT.	BORN	BIRTHPLACE	RESIDENCE	2020 CLUB	AVG	G	AB	R	H	TB	2B	3B	HR	RBI	BB	SO	SB	OBP	SLG	MLSER.
72	Clemens, Kody	L	R	6-1	170	5/15/1996	Houston, TX	Houston, TX	Did Not Play in 2020																
4	Garcia, Greg	L	R	6-0	200	8/8/1989	El Cajon, CA	Santee, CA	San Diego	.200	35	60	6	12	15	3	0	0	11	7	18	1	.279	.250	5.083
55	Núñez, Renato	R	R	6-1	220	4/4/1994	Valencia, VZ	Valencia, VZ	Baltimore	.256	52	195	29	50	96	10	0	12	31	17	64	0	.324	.492	2.167
85	Piñero, Daniel	R	R	6-5	210	5/2/1994	Toronto, ON, CA	Pt. Worth, TX	Did Not Play in 2020																
75	Rodriguez, Aderlin	R	R	6-2	243	11/18/1991	Santo Domingo, DR	Santo Domingo, DR	Did Not Play in 2020																
73	Torleson, Spencer	R	R	6-1	220	8/26/1999	Petaluma, CA	Scottsdale, AZ	Did Not Play in 2020																

NO.	OUTFIELDERS (3)	B	T	HT.	WT.	BORN	BIRTHPLACE	RESIDENCE	2020 CLUB	AVG	G	AB	R	H	TB	2B	3B	HR	RBI	BB	SO	SB	OBP	SLG	MLSER.
31	Greene, Riley	L	L	6-3	200	9/28/2000	Orlando, FL	Oviedo, FL	Did Not Play in 2020																
74	Robson, Jacob	L	R	5-10	182	11/20/1994	London, ON, CA	Davenport, FL	Did Not Play in 2020																
80	Woodrow, Danny	L	R	5-10	155	1/26/1995	Chicago, IL	Wilmette, IL	Did Not Play in 2020																

---

# HISTORY & RECORDS

---



# TIGERS YEAR-BY-YEAR RESULTS



## IN THE AMERICAN LEAGUE

Year	Pos	W-L	Pct	GA/GB	Manager	Attendance
1901	3	74-61	.548	8.5	George Stallings	259,430
1902	7	52-83	.385	30.5	Frank Dwyer	189,469
1903	5	65-71	.478	25	Ed Barrow	224,523
1904	7	62-90	.408	32	Ed Barrow	177,796
					Bobby Lowe*	
1905	3	79-74	.516	15.5	Bill Armour	193,384
1906	6	71-78	.477	21	Bill Armour	174,043
<b>1907</b>	<b>1</b>	<b>92-58</b>	<b>.613</b>	<b>1.5</b>	<b>Hughie Jennings</b>	<b>297,079</b>
<b>1908</b>	<b>1</b>	<b>90-63</b>	<b>.588</b>	<b>0.5</b>	<b>Hughie Jennings</b>	<b>436,199</b>
<b>1909</b>	<b>1</b>	<b>98-54</b>	<b>.645</b>	<b>3.5</b>	<b>Hughie Jennings</b>	<b>490,490</b>
1910	3	86-68	.558	18	Hughie Jennings	391,288
1911	2	89-65	.578	13.5	Hughie Jennings	484,988
1912	6	69-84	.451	36.5	Hughie Jennings	402,870
1913	6	66-87	.431	30	Hughie Jennings	398,502
1914	4	80-73	.523	19.5	Hughie Jennings	416,225
1915	2	100-54	.649	2.5	Hughie Jennings	476,105
1916	3	87-67	.565	4	Hughie Jennings	616,772
1917	4	78-75	.510	21.5	Hughie Jennings	457,289
1918	7	55-71	.437	20	Hughie Jennings	203,719
1919	4	80-60	.571	8	Hughie Jennings	643,805
1920	7	61-93	.396	37	Hughie Jennings	579,650
1921	6	71-82	.464	27	Ty Cobb	661,527
1922	3	79-75	.513	15	Ty Cobb	861,206
1923	2	83-71	.539	16	Ty Cobb	911,377
1924	3	86-68	.558	6	Ty Cobb	1,015,136
1925	4	81-73	.526	16.5	Ty Cobb	820,766
1926	6	79-75	.513	12	Ty Cobb	711,914
1927	4	82-71	.536	27.5	George Moriarty	773,716
1928	6	68-86	.442	33	George Moriarty	474,323
1929	6	70-84	.455	36	Bucky Harris	869,318
1930	5	75-79	.487	27	Bucky Harris	649,450
1931	7	61-93	.396	47	Bucky Harris	453,056
1932	5	76-75	.503	29.5	Bucky Harris	397,157
1933	5	75-79	.487	25	Bucky Harris	320,972
					Del Baker*	
<b>1934</b>	<b>1</b>	<b>101-53</b>	<b>.656</b>	<b>7</b>	<b>Mickey Cochrane</b>	<b>919,161</b>
<b>1935</b>	<b>1</b>	<b>93-58</b>	<b>.616</b>	<b>3</b>	<b>Mickey Cochrane</b>	<b>1,034,929</b>
1936	2	83-71	.539	19.5	Mickey Cochrane	875,948
1937	2	89-65	.578	13	Mickey Cochrane	1,072,276
1938	4	84-70	.545	16	Mickey Cochrane	799,557
					Del Baker	

Year	Pos	W-L	Pct	GA/GB	Manager	Attendance
1939	5	81-73	.526	26.5	Del Baker	836,279
<b>1940</b>	<b>1</b>	<b>90-64</b>	<b>.584</b>	<b>1</b>	<b>Del Baker</b>	<b>1,112,693</b>
1941	T4	75-79	.487	26	Del Baker	684,915
1942	5	73-81	.474	30	Del Baker	580,087
1943	5	78-76	.506	20	Steve O'Neill	606,287
1944	2	88-66	.571	1	Steve O'Neill	923,176
<b>1945</b>	<b>1</b>	<b>88-65</b>	<b>.575</b>	<b>1.5</b>	<b>Steve O'Neill</b>	<b>1,280,341</b>
1946	2	92-62	.597	12	Steve O'Neill	1,722,590
1947	2	85-69	.552	12	Steve O'Neill	1,398,093
1948	5	78-76	.506	18.5	Steve O'Neill	1,743,035
1949	4	87-67	.565	10	Red Rolfe	1,821,204
1950	2	95-59	.617	3	Red Rolfe	1,951,474
1951	5	73-81	.474	25	Red Rolfe	1,132,641
1952	8	50-104	.325	45	Red Rolfe	1,026,846
					Fred Hutchinson	
1953	6	60-94	.390	40.5	Fred Hutchinson	884,658
1954	5	68-86	.442	43	Fred Hutchinson	1,079,847
1955	5	79-75	.513	17	Bucky Harris	1,181,838
1956	5	82-72	.532	15	Bucky Harris	1,051,182
1957	4	78-76	.506	20	Jack Tighe	1,272,346
1958	5	77-77	.500	15	Jack Tighe	1,098,924
					Bill Norman	
1959	4	76-78	.494	18	Bill Norman	1,221,221
					Jimmy Dykes	
1960	6	71-83	.461	26	Jimmy Dykes	1,167,669
					Joe Gordon	
1961	2	101-61	.623	8	Bob Scheffing	1,600,710
1962	4	85-76	.528	10.5	Bob Scheffing	1,207,881
1963	T5	79-83	.488	25.5	Bob Scheffing	821,952
					Chuck Dresen	
1964	4	85-77	.525	14	Chuck Dresen	816,139
1965	4	89-73	.549	12	Chuck Dresen	1,029,645
					Bob Swift*	
1966	3	88-74	.543	10	Dresen-Swift	1,124,293
					Frank Skaff*	
1967	T2	91-71	.562	1	Mayo Smith	1,447,143
<b>1968</b>	<b>1</b>	<b>103-59</b>	<b>.636</b>	<b>12</b>	<b>Mayo Smith</b>	<b>2,031,847</b>

\*Interim manager; AL Championships in bold; World Championships in ***bold italics***

## IN THE AMERICAN LEAGUE EAST

Year	Pos	W-L	Pct	GA/GB	Manager	Attendance
1969	2	90-72	.556	19	Mayo Smith	1,577,481
1970	4	79-83	.488	29	Mayo Smith	1,501,293
1971	2	91-71	.562	12	Billy Martin	1,591,073
1972	1	86-70	.551	0.5	Billy Martin	1,892,386
1973	3	85-77	.525	12	Billy Martin	1,724,146
					Joe Schultz*	
1974	6	72-90	.444	19	Ralph Houk	1,243,080
1975	6	57-102	.358	37.5	Ralph Houk	1,058,836
1976	5	74-87	.460	24	Ralph Houk	1,467,020
1977	4	74-88	.457	26	Ralph Houk	1,359,856
1978	5	86-76	.531	13.5	Ralph Houk	1,714,893
1979	5	85-76	.528	18	Les Moss	1,630,929
					Sparky Anderson	
1980	5	84-78	.519	19	Sparky Anderson	1,785,293
1981	4	60-49	.550	2	Sparky Anderson	1,149,144
	T2	29-23	.558	1.5	(2nd Half)	
	4	31-26	.544	3.5	(1st Half)	

Year	Pos	W-L	Pct	GA/GB	Manager	Attendance
1982	4	83-79	.512	12	Sparky Anderson	1,636,058
1983	2	92-70	.568	6	Sparky Anderson	1,829,636
<b>1984</b>	<b>1</b>	<b>104-58</b>	<b>.642</b>	<b>15</b>	<b>Sparky Anderson</b>	<b>2,704,794</b>
1985	3	84-77	.522	15	Sparky Anderson	2,286,609
1986	3	87-75	.537	8.5	Sparky Anderson	1,899,437
1987	1	98-64	.605	2	Sparky Anderson	2,061,830
1988	2	88-74	.543	1	Sparky Anderson	2,081,162
1989	7	59-103	.364	30	Sparky Anderson	1,543,656
1990	3	79-83	.488	9	Sparky Anderson	1,495,785
1991	T2	84-78	.519	7	Sparky Anderson	1,641,661
1992	6	75-87	.463	21	Sparky Anderson	1,423,963
1993	T3	85-77	.525	10	Sparky Anderson	1,971,421
1994	5	53-62	.461	18	Sparky Anderson	1,184,783
1995	4	60-84	.417	26	Sparky Anderson	1,180,979
1996	5	53-109	.327	39	Buddy Bell	1,168,610
1997	3	79-83	.488	19	Buddy Bell	1,365,157

\*Interim manager; AL Championships in bold; World Championships in ***bold italics***

## IN THE AMERICAN LEAGUE CENTRAL

Year	Pos	W-L	Pct	GA/GB	Manager	Attendance
1998	5	65-97	.401	24	Buddy Bell	1,409,391
					Larry Parrish*	
1999	3	69-92	.429	27.5	Larry Parrish	2,026,441
2000	3	79-83	.488	16	Phil Garner	2,533,752
2001	4	66-96	.407	25	Phil Garner	1,921,305
2002	5	55-106	.342	39	Phil Garner	1,503,623
					Luis Pujols	
2003	5	43-119	.265	47	Alan Trammell	1,368,245
2004	4	72-90	.444	20	Alan Trammell	1,917,004
2005	4	71-91	.438	28	Alan Trammell	2,024,485
<b>2006</b>	<b>2</b>	<b>95-67</b>	<b>.586</b>	<b>1</b>	<b>Jim Leyland</b>	<b>2,595,937</b>
2007	2	88-74	.543	8	Jim Leyland	3,047,139
2008	5	74-88	.457	14.5	Jim Leyland	3,202,645
2009	2	86-77	.528	1	Jim Leyland	2,567,185

Year	Pos	W-L	Pct	GA/GB	Manager	Attendance
2010	3	81-81	.500	13	Jim Leyland	2,461,237
2011	1	95-67	.586	15	Jim Leyland	2,642,045
<b>2012</b>	<b>1</b>	<b>88-74</b>	<b>.543</b>	<b>3</b>	<b>Jim Leyland</b>	<b>3,028,033</b>
2013	1	93-69	.574	1	Jim Leyland	3,083,397
2014	1	90-72	.556	1	Brad Ausmus	2,917,209
2015	5	74-87	.460	20.5	Brad Ausmus	2,726,048
2016	2	86-75	.534	8	Brad Ausmus	2,493,859
2017	5	64-98	.395	38	Brad Ausmus	2,321,599
2018	3	64-98	.395	27	Ron Gardenhire	1,856,970
2019	5	47-114	.292	53.5	Ron Gardenhire	1,501,340
2020	5	23-35	.397	12.0	Ron Gardenhire	N/A
<b>Totals</b>		<b>9369-9226</b>	<b>.504</b>		<b>120 Seasons</b>	<b>155,312,321</b>

\*Interim manager; AL Championships in bold; World Championships in ***bold italics***

*Tigers All-Time Best Record, by percentage.....101-53 (.656) - 1934*

*Tigers All-Time Worst Record, by percentage.....43-119 (.265) - 2003*



# TIGERS YEAR-BY-YEAR RESULTS

## IN THE NATIONAL LEAGUE

The first Major League Detroit franchise, at the time known as the Wolverines, was a member of the National League from 1881 through 1888.

The 1887 Wolverines, led by Hall-of-Famer Dan Brouthers, won the franchise's only National League pennant by three and one-half games over the Philadelphia Phillies. They subsequently engaged the St. Louis Browns, champions of the American Association, in the longest World Series ever: Detroit won 10 of the 15 series games, which were played in 10 different cities over a 16-day period.

Detroit dropped out of the Major Leagues after the 1888 season, returning as a charter member of the American League in 1901.

Year	Pos	W-L	Pct	GA/GB	Manager
1881	4	41-43	.488	15	Frank Bancroft
1882	6	42-41	.506	12.5	Frank Bancroft
1883	7	40-58	.408	23	Jack Chapman
1884	8	28-84	.250	56	Jack Chapman

Year	Pos	W-L	Pct	GA/GB	Manager
1885	6	41-67	.380	44	Charlie Morton/Bill Watkins
1886	2	87-36	.707	2.5	Bill Watkins
<b>1887</b>	<b>1</b>	<b>79-45</b>	<b>.637</b>	<b>3.5</b>	<b>Bill Watkins</b>
1888	5	68-83	.519	16	Bill Watkins/Bob Leadly

## ALL-TIME HOME RECORDS

## (5078-4230 OVERALL)

Year	W	L	Pct.	Year	W	L	Pct.	Year	W	L	Pct.	Year	W	L	Pct.
1901	42	27	.609	1925	43	34	.558	1949	50	27	.649	1973	47	34	.580
1902	34	33	.507	1926	39	41	.488	1950	50	30	.625	1974	36	45	.444
1903	37	28	.569	1927	44	32	.579	1951	36	41	.468	1975	31	49	.388
1904	34	40	.459	1928	36	41	.468	1952	32	45	.416	1976	36	44	.450
1905	45	30	.600	1929	38	39	.494	1953	30	47	.390	1977	39	42	.481
1906	42	34	.553	1930	45	33	.577	1954	35	42	.455	1978	47	34	.580
1907	50	27	.649	1931	36	41	.468	1955	46	31	.597	1979	46	34	.575
1908	44	33	.571	1932	42	34	.553	1956	37	40	.481	1980	43	38	.531
<b>1909</b>	<b>57</b>	<b>19</b>	<b>.750</b>	1933	43	35	.551	1957	45	32	.584	1981	32	23	.582
1910	46	31	.597	1934	54	26	.675	1958	43	34	.558	1982	47	34	.580
1911	51	25	.671	1935	53	25	.679	1959	41	36	.532	1983	48	33	.593
1912	37	39	.487	1936	44	33	.571	1960	40	37	.519	1984	53	29	.646
1913	34	42	.447	1937	49	28	.636	1961	50	31	.617	1985	44	37	.543
1914	42	35	.545	1938	48	31	.608	1962	49	33	.598	1986	49	32	.605
1915	51	26	.662	1939	42	35	.545	1963	47	34	.580	1987	54	27	.667
1916	49	28	.636	1940	50	29	.633	1964	46	35	.568	1988	50	31	.617
1917	34	41	.453	1941	43	34	.558	1965	47	34	.580	1989	38	43	.469
1918	28	29	.491	1942	43	34	.558	1966	42	39	.519	1990	39	42	.481
1919	46	24	.657	1943	45	32	.584	1967	52	29	.642	1991	49	32	.605
1920	32	46	.410	1944	43	34	.558	1968	56	25	.691	1992	38	42	.475
1921	37	40	.481	1945	50	26	.658	1969	46	35	.568	1993	44	37	.543
1922	43	34	.558	1946	48	30	.615	1970	42	39	.519	1994	34	24	.586
1923	45	32	.584	1947	46	31	.597	1971	54	27	.667	1995	35	37	.486
1924	45	33	.577	1948	39	38	.506	1972	44	34	.564	1996	27	54	.333

## ALL-TIME ROAD RECORDS

## (4291-4996 OVERALL)

Year	W	L	Pct.	Year	W	L	Pct.	Year	W	L	Pct.	Year	W	L	Pct.
1901	32	34	.485	1925	38	39	.494	1949	37	40	.481	1973	38	43	.469
1902	18	50	.265	1926	40	34	.541	1950	45	29	.608	1974	36	45	.444
1903	28	43	.394	1927	38	39	.494	1951	37	40	.481	1975	26	53	.329
1904	28	50	.359	1928	32	45	.416	<b>1952</b>	<b>18</b>	<b>59</b>	<b>.234</b>	1976	38	43	.469
1905	34	44	.436	1929	32	45	.416	1953	30	47	.390	1977	35	46	.432
1906	29	44	.397	1930	30	46	.395	1954	33	44	.429	1978	39	42	.481
1907	42	31	.575	1931	25	52	.325	1955	33	44	.429	1979	39	42	.481
1908	46	30	.605	1932	34	41	.453	1956	45	32	.584	1980	41	40	.506
1909	41	35	.539	1933	32	44	.421	1957	33	44	.429	1981	28	26	.519
1910	40	37	.519	1934	47	27	.635	1958	34	43	.442	1982	36	45	.444
1911	38	40	.487	1935	40	33	.548	1959	35	42	.452	1983	44	37	.543
1912	32	45	.416	1936	39	38	.506	1960	31	46	.403	<b>1984</b>	<b>51</b>	<b>29</b>	<b>.638</b>
1913	32	45	.416	1937	40	37	.519	1961	51	30	.630	1985	40	40	.500
1914	38	38	.500	1938	36	39	.480	1962	36	43	.456	1986	38	43	.469
1915	49	28	.636	1939	39	38	.506	1963	32	49	.395	1987	44	37	.543
1916	38	39	.494	1940	40	35	.533	1964	39	42	.481	1988	38	43	.469
1917	44	34	.564	1941	32	45	.416	1965	42	39	.519	1989	21	60	.259
1918	27	42	.391	1942	30	47	.390	1966	46	35	.568	1990	40	41	.494
1919	34	36	.486	1943	33	44	.429	1967	39	42	.481	1991	35	46	.432
1920	29	47	.382	1944	45	32	.584	1968	47	34	.580	1992	37	45	.451
1921	34	42	.447	1945	38	39	.494	1969	44	37	.543	1993	41	40	.506
1922	36	41	.468	1946	44	32	.579	1970	37	44	.457	1994	19	38	.333
1923	38	39	.494	1947	39	38	.506	1971	37	44	.457	1995	25	47	.347
1924	41	35	.539	1948	39	38	.506	1972	42	36	.538	1996	26	55	.321

**BEST TIGERS WON-LOST RECORD BY GAME NUMBER**

Gm.	W	L	Year(s)	Gm.	W	L	Year(s)	Gm.	W	L	Year(s)	Gm.	W	L	Year(s)	Gm.	W	L	Year(s)
15	14	1	'84	46	37	9	'84	77	55	22	'84	108	72	36	'84, 2006	137	89	48	1909, 1915, '35
16	15	1	'84	47	38	9	'84	78	55	23	'84	109	73	36	2006	138	90	48	1915
17	16	1	'84	48	38	10	'84	79	55	24	1911, '84	110	74	36	2006	139	91	48	1915
18	16	2	1911, '84	49	38	11	'84	80	56	24	1911	111	75	36	2006	140	91	49	1915, '34
19	17	2	1911, '84	50	39	11	'84	81	57	24	1911	112	76	36	2006	141	92	49	'34
20	18	2	1911, '84	51	39	12	'84	82	58	24	1911	113	76	37	2006	142	93	49	'34
21	19	2	1911, '84	52	39	13	'84	83	59	24	1911	114	76	38	2006	143	94	49	'34
22	20	2	1911	53	40	13	'84	84	59	25	1911	115	76	39	2006	144	94	50	'34
23	21	2	1911	54	41	13	'84	85	59	26	1911	116	76	40	'34, 2006	145	94	51	1909, 1915, '34
24	21	3	1911	55	41	14	'84	86	59	27	1911	117	77	40	'34	146	95	51	'34
25	21	4	1911, '84	56	42	14	'84	87	59	28	1911, '84, 2006	118	77	41	'34, '84, 2006	147	96	51	'34
26	22	4	1911, '84	57	43	14	'84	88	60	28	1911, '84	119	78	41	2006	148	96	52	1909, 1915, '34
27	23	4	'84	58	44	14	'84	89	61	28	'84	120	78	42	'34, 2006	149	97	52	1909, 1915, '34
28	24	4	'84	59	44	15	'84	90	62	28	'84	121	79	42	'34, 2006	150	98	52	'34
29	25	4	'84	60	44	16	'84	91	62	29	'84, 2006	122	80	42	'34	151	99	52	'34
30	26	4	'84	61	45	16	'84	92	63	29	'84	123	81	42	'34	152	99	53	'34
31	26	5	1911, '84	62	46	16	'84	93	64	29	'84	124	82	42	'34	153	100	53	'34
32	27	5	1911, '84	63	47	16	'84	94	65	29	'84	125	82	43	1915, '34	154	101	53	'34
33	28	5	'84	64	47	17	'84	95	66	29	'84	126	83	43	'34	155	101	54	'68
34	29	5	'84	65	48	17	'84	96	67	29	'84	127	84	43	'34	156	101	55	'68, '84
35	30	5	'84	66	49	17	'84	97	68	29	'84	128	84	44	'34, '35	157	102	55	'84
36	31	5	'84	67	49	18	'84	98	68	30	'84	129	85	44	'34, '35	158	102	56	'68, '84
37	32	5	'84	68	50	18	'84	99	69	30	'84	130	85	45	1915, '34, '35, '61, '84	159	103	56	'68
38	33	5	'84	69	51	18	'84	100	69	31	'84					160	103	57	'68, '84
39	34	5	'84	70	52	18	'84	101	69	32	'84	131	86	45	'35, '84	161	104	57	'84
40	35	5	'84	71	52	19	'84	102	70	32	'84	132	87	45	'84	162	104	58	'84
41	35	6	'84	72	53	19	'84	103	71	32	'84	133	87	46	1909, '84				
42	35	7	'84	73	53	20	'84	104	71	33	'84	134	88	46	1909				
43	35	8	'84	74	53	21	'84	105	71	34	'84	135	88	47	1909, '34, '35				
44	36	8	'84	75	54	21	'84	106	72	34	'84	136	88	48	1909, 1915				
45	36	9	'84	76	55	21	'84	107	72	35	'84, 2006								

**WORST TIGERS WON-LOST RECORD BY GAME NUMBER**

Gm.	W	L	Year(s)	Gm.	W	L	Year(s)	Gm.	W	L	Year(s)	Gm.	W	L	Year(s)	Gm.	W	L	Year(s)
15	1	14	2003	46	10	36	'53	77	18	59	2003	108	29	79	2003	139	37	102	2003
16	1	15	2003	47	10	37	'53	78	18	60	2003	109	29	80	2003	140	37	103	2003
17	1	16	2003	48	11	37	'53	79	18	61	2003	110	29	81	2003	141	37	104	2003
18	1	17	2003	49	11	38	'53	80	19	61	2003	111	29	82	2003	142	37	105	2003
19	2	17	2003	50	11	39	'53	81	20	61	2003	112	30	82	2003	143	37	106	2003
20	2	18	2003	51	11	40	'53	82	20	62	2003	113	30	83	2003	144	37	107	2003
21	2	19	2003	52	12	40	'53	83	20	63	2003	114	30	84	2003	145	37	108	2003
22	3	19	2003	53	13	40	'53, '96	84	20	64	2003	115	30	85	2003	146	38	108	2003
23	3	20	2003	54	13	41	'53, '96	85	21	64	2003	116	30	86	2003	147	38	109	2003
24	3	21	2003	55	13	42	'96	86	21	65	2003	117	31	86	2003	148	38	110	2003
25	3	22	2003	56	13	43	'96	87	22	65	2003	118	31	87	2003	149	38	111	2003
26	3	23	2003	57	13	44	'96	88	23	65	2003	119	31	88	2003	150	38	112	2003
27	3	24	2003	58	13	45	'96	89	24	65	2003	120	31	89	2003	151	38	113	2003
28	3	25	2003	59	13	46	'96	90	24	66	2003	121	31	90	2003	152	38	114	2003
29	4	25	2003	60	14	46	'96	91	24	67	2003	122	31	91	2003	153	38	115	2003
30	5	25	2003	61	15	46	'96	92	25	67	2003	123	31	92	2003	154	38	116	2003
31	6	25	2003	62	15	47	'96	93	26	67	2003	124	31	93	2003	155	38	117	2003
32	7	25	2003	63	16	47	'96, 2003	94	26	68	2003	125	31	94	2003	156	38	118	2003
33	7	26	2003	64	16	48	'96, 2003	95	26	69	2003	126	31	95	2003	157	39	118	2003
34	7	27	2003	65	16	49	'96	96	26	70	2003	127	31	96	2003	158	40	118	2003
35	8	27	2003	66	17	49	'96, 2003	97	26	71	2003	128	31	97	2003	159	41	118	2003
36	8	28	2003	67	17	50	2003	98	26	72	2003	129	32	97	2003	160	41	119	2003
37	9	28	2003	68	17	51	2003	99	26	73	2003	130	33	97	2003	161	42	119	2003
38	9	29	2003	69	17	52	2003	100	27	73	2003	131	33	98	2003	162	43	119	2003
39	9	30	2003	70	18	52	'96, 2003	101	27	74	2003	132	33	99	2003				
40	9	31	2003	71	18	53	'96, 2003	102	28	74	2003	133	34	99	2003				
41	9	32	2003	72	18	54	'96, 2003	103	28	75	2003	134	34	100	2003				
42	9	33	2003	73	18	55	2003	104	28	76	2003	135	34	101	2003				
43	9	34	2003	74	18	56	2003	105	28	77	2003	136	34	102	2003				
44	9	35	2003	75	18	57	2003	106	28	78	2003	137	35	102	2003				
45	10	35	'53, 2003	76	18	58	2003	107	28	79	2003	138	36	102	2003				



# TIGERS YEAR-BY-YEAR STATISTICS

## BATTING

Year	AVG	AB	R	H	2B	3B	HR	RBI	SH	SF	BB	IBB	SO	SB	CS	OBP	SLG
1901	.279	4676	741	1303	180	80	29	611	131	--	380	--	346	204	--	.333	.370
1902	.251	4644	566	1167	141	55	22	488	83	--	359	--	287	130	--	.305	.320
1903	.268	4582	567	1229	162	91	12	451	170	--	292	--	526	128	--	.318	.351
1904	.231	5321	505	1231	154	69	11	431	154	--	344	--	635	112	--	.278	.292
1905	.243	4971	512	1209	190	54	13	421	181	--	375	--	583	129	--	.296	.311
1906	.242	4930	518	1195	154	64	10	409	175	--	333	--	--	206	--	.290	.306
1907	.266	5204	694	1383	179	75	11	551	162	--	315	--	512	192	--	.308	.335
1908	.263	5115	647	1347	199	86	19	520	189	--	320	--	502	165	--	.307	.347
1909	.267	5095	666	1360	209	58	19	521	226	--	397	--	474	280	--	.320	.342
1910	.261	5039	679	1317	190	72	28	548	198	--	459	--	462	249	--	.323	.344
1911	.292	5294	831	1544	230	96	30	657	181	--	471	--	485	276	--	.350	.388
1912	.268	5143	720	1376	189	86	19	569	153	--	530	--	482	270	--	.336	.349
1913	.265	5064	624	1344	180	101	24	519	161	--	496	--	501	218	--	.331	.355
1914	.258	5102	615	1318	195	84	25	513	208	--	557	--	537	211	154	.331	.344
1915	.268	5128	778	1372	207	94	23	647	202	--	681	--	527	241	146	.353	.358
1916	.264	5193	670	1371	202	96	17	560	202	--	545	--	529	190	--	.334	.350
1917	.259	5093	639	1317	204	77	25	535	193	--	483	--	476	163	--	.323	.344
1918	.249	4262	476	1063	141	56	13	389	142	--	452	--	380	123	--	.321	.318
1919	.283	4665	618	1319	222	84	23	544	211	--	429	--	427	121	--	.343	.381
1920	.270	5215	652	1408	228	72	30	561	216	--	479	--	391	76	68	.331	.359
1921	.316	5461	883	1724	268	100	58	793	227	--	582	--	376	95	89	.382	.433
1922	.306	5360	828	1641	250	87	54	735	244	--	530	--	378	78	62	.369	.415
1923	.300	5266	831	1579	270	69	41	739	257	--	596	--	385	87	62	.371	.401
1924	.298	5389	849	1604	315	76	35	759	224	--	607	--	400	100	77	.369	.404
1925	.302	5371	903	1621	277	84	50	798	220	--	640	--	386	97	63	.376	.413
1926	.291	5315	793	1547	281	90	36	717	237	--	599	--	423	88	71	.363	.398
1927	.289	5299	845	1533	282	100	51	755	198	--	587	--	420	139	73	.360	.409
1928	.279	5292	744	1476	265	97	62	686	163	--	469	--	438	113	77	.338	.401
1929	.299	5592	926	1671	339	97	110	851	124	--	521	--	496	95	72	.359	.453
1930	.284	5297	783	1504	298	90	82	728	145	--	461	--	508	98	70	.341	.421
1931	.268	5430	651	1456	292	69	43	600	63	--	480	--	468	117	75	.328	.371
1932	.273	5409	799	1479	291	80	80	742	84	--	486	--	523	103	49	.333	.401
1933	.269	5502	722	1479	283	78	57	676	93	--	475	--	523	68	50	.327	.380
1934	.300	5475	958	1644	349	53	74	872	103	--	639	--	528	125	55	.373	.424
1935	.290	5423	919	1573	301	83	106	836	112	--	627	--	456	70	45	.364	.435
1936	.300	5464	921	1638	326	55	94	848	88	--	640	--	462	73	49	.373	.431
1937	.292	5516	935	1611	309	62	150	873	70	--	656	--	711	89	45	.367	.452
1938	.272	5270	862	1434	219	52	137	804	75	--	693	--	581	76	41	.357	.411
1939	.279	5326	849	1487	277	67	124	802	145	--	620	--	592	88	38	.354	.426
1940	.286	5418	888	1549	312	65	134	829	77	--	664	--	556	66	39	.364	.442
1941	.263	5370	686	1412	247	55	81	636	82	--	602	--	584	43	28	.337	.375
1942	.246	5327	589	1313	217	37	76	547	73	--	509	--	476	39	40	.312	.344
1943	.261	5364	632	1401	200	47	77	572	123	--	483	--	553	40	43	.322	.359
1944	.263	5344	658	1405	220	44	60	591	111	--	532	--	500	61	55	.330	.354
1945	.256	5257	633	1345	227	47	77	588	102	--	517	--	533	60	54	.322	.361
1946	.258	5318	704	1373	212	41	108	644	104	--	622	--	616	65	41	.336	.374
1947	.258	5276	714	1363	234	42	103	662	97	--	762	--	565	52	60	.352	.377
1948	.267	5235	700	1396	219	58	78	661	130	--	671	--	504	22	32	.350	.375
1949	.267	5259	751	1405	215	51	88	707	107	--	751	--	502	39	52	.359	.378
1950	.282	5381	837	1518	285	50	114	788	110	--	722	--	480	23	40	.367	.417
1951	.265	5336	685	1413	231	35	104	636	86	--	568	--	525	37	34	.336	.380
1952	.243	5258	557	1278	190	37	103	529	80	--	553	--	605	27	38	.315	.352
1953	.266	5553	695	1479	259	44	108	660	63	--	506	--	603	30	35	.328	.387
1954	.258	5233	584	1351	215	41	90	552	80	41	492	--	603	48	44	.322	.367
1955	.266	5283	775	1407	211	38	130	724	71	57	641	42	583	41	22	.346	.394
1956	.279	5364	789	1494	209	50	150	745	58	50	644	30	618	43	26	.356	.420
1957	.257	5348	614	1376	224	37	116	574	96	30	504	54	643	36	47	.321	.378
1958	.266	5194	659	1384	229	41	109	612	75	51	463	37	678	48	32	.326	.389
1959	.258	5211	713	1346	196	30	160	667	73	40	580	31	737	34	17	.333	.400
1960	.239	5202	633	1243	188	34	150	601	85	34	636	31	728	66	32	.322	.375
1961	.266	5561	841	1481	215	53	180	779	64	42	673	39	867	98	36	.346	.421
1962	.248	5456	758	1352	191	36	209	719	56	38	651	40	894	69	21	.328	.411
1963	.252	5500	700	1388	195	36	148	649	64	48	592	49	908	73	32	.325	.382
1964	.253	5513	699	1394	199	57	157	658	71	42	517	40	912	60	27	.317	.395
1965	.238	5368	680	1278	190	27	162	635	69	36	554	50	952	57	41	.309	.374
1966	.251	5507	719	1383	224	45	179	682	67	37	551	45	987	41	34	.319	.406
1967	.243	5410	683	1315	192	36	152	619	78	35	626	54	994	37	21	.322	.376
1968	.235	5490	671	1292	190	39	185	640	73	34	521	53	964	26	32	.302	.385
1969	.242	5441	701	1316	188	29	182	649	63	43	578	43	922	35	28	.315	.387
1970	.238	5377	666	1282	207	38	148	619	83	49	656	56	825	29	30	.321	.374
1971	.254	5502	701	1399	214	38	179	652	62	37	540	70	854	35	43	.321	.405
1972	.237	5099	558	1206	179	32	122	531	74	34	483	65	793	17	21	.303	.356
1973	.254	5508	642	1400	213	32	157	592	48	31	509	47	722	28	30	.317	.390
1974	.247	5568	620	1375	200	35	131	579	41	37	436	33	784	67	38	.302	.366
1975	.249	5366	570	1338	171	39	125	546	37	38	383	26	872	63	57	.299	.366
1976	.257	5441	609	1401	207	38	101	566	46	50	450	35	730	107	59	.314	.365
1977	.264	5604	714	1480	228	45	166	676	45	56	452	20	764	60	46	.319	.410
1978	.271	5601	714	1520	218	34	129	666	57	47	563	32	695	90	38	.338	.392
1979	.269	5375	700	1446	221	35	164	729	56	52	575	28	814	176	86	.340	.415
1980	.273	5648	830	1543	232	53	143	767	63	55	645	35	844	75	68	.348	.409
1981	.256	3600	427	922	148	29	65	403	50	37	404	33	500	61	37	.331	.368
1982	.266	5590	729	1489	237	40	177	684	41	39	470	29	807	93	66	.323	.418
1983	.274	5592	789	1530	283	53	156	749	48	59	508	37	831	93	53	.334	.427
1984	.271	5644	829	1529	254	46	187	788	48	45	602	51	941	106	68	.341	.432
1985	.253	5575	729														

# TIGERS YEAR-BY-YEAR STATISTICS


**HISTORY & RECORDS**

Year	AVG	AB	R	H	2B	3B	HR	RBI	SH	SF	BB	IBB	SO	SB	CS	OBP	SLG
1986	.263	5512	798	1447	234	30	198	751	52	49	613	35	885	138	58	.336	.424
1987	.272	5649	896	1535	274	32	225	840	39	56	653	44	913	106	50	.347	.451
1988	.250	5433	703	1358	213	28	143	650	66	37	588	38	841	87	42	.323	.378
1989	.242	5432	617	1315	198	24	116	564	35	43	585	25	899	103	50	.316	.351
1990	.259	5479	750	1418	241	32	172	714	36	41	634	44	952	82	57	.336	.409
1991	.247	5547	817	1372	259	26	209	778	38	44	699	40	1185	109	47	.332	.416
1992	.256	5515	791	1411	256	16	182	746	43	53	675	42	1055	66	45	.337	.407
1993	.275	5620	899	1546	282	38	178	853	33	52	765	50	1122	104	63	.362	.434
1994	.265	3955	652	1048	216	25	161	622	17	48	520	28	897	46	33	.350	.454
1995	.247	4865	654	1204	228	29	159	619	35	43	551	30	987	73	36	.324	.404
1996	.256	5530	783	1413	257	21	204	741	48	49	546	26	1268	87	50	.322	.420
1997	.258	5481	784	1415	268	32	176	743	34	47	578	37	1164	161	72	.329	.415
1998	.264	5664	722	1494	306	29	165	691	16	45	455	25	1070	122	62	.319	.415
1999	.261	5481	747	1433	289	34	212	704	35	39	458	19	1049	108	70	.318	.443
2000	.275	5644	823	1553	307	41	177	785	42	49	562	22	982	83	38	.343	.438
2001	.260	5537	724	1439	291	60	139	691	41	49	466	26	972	133	61	.320	.409
2002	.248	5406	575	1340	265	37	124	546	30	57	363	22	1035	65	44	.300	.379
2003	.240	5466	591	1312	201	39	153	553	65	49	443	24	1099	98	63	.300	.375
2004	.272	5623	827	1531	284	54	201	800	50	43	518	32	1144	86	50	.337	.449
2005	.272	5602	723	1521	283	45	168	678	44	52	384	24	1038	66	28	.321	.428
2006	.274	5642	822	1548	294	40	203	785	45	36	430	27	1133	60	40	.329	.449
2007	.287	5757	887	1652	352	50	177	857	45	56	474	45	1054	103	30	.345	.458
2008	.271	5641	821	1529	293	41	200	780	30	44	572	23	1076	63	31	.340	.444
2009	.260	5540	743	1443	245	35	183	718	53	39	540	30	1114	72	33	.331	.416
2010	.268	5643	751	1515	308	32	152	717	41	41	546	50	1147	69	30	.335	.415
2011	.277	5563	787	1540	297	34	169	750	50	58	521	47	1143	49	20	.340	.434
2012	.268	5476	726	1467	279	39	163	698	39	57	511	46	1103	59	23	.335	.422
2013	.283	5735	796	1625	292	23	176	767	32	47	531	40	1073	35	20	.346	.434
2014	.277	5630	757	1557	325	26	155	731	24	61	443	51	1144	106	41	.331	.426
2015	.270	5605	689	1515	289	49	151	660	23	35	455	36	1259	83	51	.328	.420
2016	.267	5526	750	1476	252	30	211	719	17	38	493	32	1303	58	29	.331	.438
2017	.258	5556	735	1435	289	35	187	699	11	27	503	21	1313	65	34	.324	.424
2018	.241	5494	630	1326	284	35	135	597	15	40	428	18	1341	70	30	.300	.380
2019	.240	5549	582	1333	292	41	149	556	9	42	391	14	1595	57	20	.294	.388
2020	.245	1893	249	463	78	12	62	242	1	14	147	1	567	19	6	.303	.397

## PITCHING

Year	W-L	ERA	G	CG	SHO	SV	IP	H	R	ER	HR	HB	BB	SO
1901	73-61	3.30	135	118	8	2	1188.2	1328	694	436	22	47	313	307
1902	52-83	3.56	135	116	9	3	1190.2	1267	657	471	20	44	370	245
1903	65-71	2.75	136	123	15	2	1196.0	1169	539	366	19	29	336	554
1904	62-90	2.77	152	143	15	2	1430.0	1345	627	440	16	70	433	556
1905	79-74	2.83	153	124	17	1	1348.0	1226	602	424	11	51	474	578
1906	71-78	3.06	149	128	7	4	1334.1	1398	599	454	14	58	389	469
1907	92-58	2.33	150	120	15	7	1370.2	1281	532	355	8	53	380	512
1908	90-63	2.40	153	119	15	5	1374.1	1313	547	367	12	60	318	553
1909	98-54	2.26	152	117	17	12	1420.1	1254	493	357	16	56	359	528
1910	86-68	2.82	154	108	17	5	1380.1	1257	582	433	34	67	460	532
1911	89-65	3.73	154	108	8	3	1387.2	1514	776	575	28	69	460	538
1912	69-84	3.77	153	107	7	5	1367.1	1438	777	573	16	61	521	512
1913	66-87	3.38	153	90	4	7	1360.0	1359	716	511	13	49	504	468
1914	80-73	2.86	153	81	14	12	1412.0	1285	618	448	17	65	498	567
1915	100-54	2.86	154	86	10	19	1413.1	1259	597	449	14	57	492	550
1916	87-67	2.97	154	81	8	13	1410.0	1254	595	465	12	62	578	531
1917	78-75	2.56	153	78	20	15	1396.1	1209	577	397	12	55	504	516
1918	55-71	3.40	126	74	8	7	1160.2	1130	557	439	10	33	437	374
1919	80-60	3.30	140	85	10	4	1256.0	1254	578	461	35	38	436	428
1920	61-93	4.04	154	74	9	7	1385.0	1487	833	622	46	56	561	483
1921	71-82	4.40	153	73	4	16	1386.1	1634	852	678	71	54	495	452
1922	79-75	4.27	154	67	7	15	1391.0	1554	791	660	62	84	473	461
1923	83-71	4.09	154	61	9	12	1373.2	1502	741	624	58	54	449	447
1924	86-68	4.19	154	60	5	20	1394.2	1586	796	650	55	45	467	441
1925	81-73	4.61	154	66	2	18	1383.2	1582	829	708	70	42	556	419
1926	79-75	4.41	154	57	10	18	1394.2	1570	830	683	58	46	555	469
1927	82-71	4.14	153	75	5	17	1387.2	1542	805	638	52	47	577	421
1928	68-86	4.32	154	65	5	16	1372.0	1481	804	658	58	36	567	451
1929	70-84	4.96	154	82	5	9	1390.1	1641	928	766	73	28	646	467
1930	75-79	4.70	154	68	4	17	1351.2	1507	833	706	86	33	570	574
1931	61-93	4.59	154	86	5	6	1384.1	1549	836	706	79	27	597	511
1932	76-75	4.30	151	67	9	17	1362.2	1421	787	651	89	31	592	521
1933	75-79	3.95	154	69	6	17	1398.0	1415	733	613	84	23	561	575
1934	101-53	4.06	154	74	13	14	1370.2	1467	708	618	86	13	488	640
1935	93-58	3.82	151	87	16	11	1364.0	1440	665	579	78	30	522	584
1936	83-71	5.00	154	76	13	13	1360.0	1568	871	755	100	20	562	526
1937	89-65	4.87	154	70	6	11	1378.0	1521	841	746	102	24	635	485
1938	84-70	4.79	154	75	3	11	1348.1	1532	795	717	110	14	608	435
1939	81-73	4.29	154	64	8	16	1367.1	1430	762	652	104	18	574	633
1940	90-64	4.01	154	59	10	23	1375.1	1425	717	613	102	17	570	752
1941	75-79	4.18	154	52	8	16	1381.2	1399	743	641	80	13	645	697
1942	73-81	3.13	154	65	12	14	1399.1	1321	587	487	60	23	598	671
1943	78-76	3.00	154	67	18	20	1411.2	1226	560	471	51	14	549	706
1944	88-66	3.09	154	87	20	8	1400.0	1373	581	480	39	22	452	568
1945	88-65	2.99	153	78	19	16	1393.2	1305	565	463	48	23	538	588
1946	92-62	3.22	154	94	18	15	1402.0	1277	567	501	97	11	497	896
1947	85-69	3.57	154	77	15	18	1398.2	1382	642	555	79	16	531	648
1948	78-76	4.15	154	60	5	22	1377.0	1367	726	635	92	15	589	678
1949	87-67	3.77	154	70	19	12	1393.2	1338	655	584	102	18	628	631



# TIGERS YEAR-BY-YEAR STATISTICS

Year	W-L	ERA	G	CG	SHO	SV	IP	H	R	ER	HR	HB	BB	SO
1950	95-59	4.12	154	72	9	20	1407.1	1444	713	645	141	31	553	576
1951	73-81	4.29	154	51	8	17	1384.0	1385	741	660	102	40	602	597
1952	50-104	4.25	154	51	10	14	1388.1	1394	738	656	111	25	591	702
1953	60-94	5.25	154	50	2	16	1415.0	1633	923	826	154	41	585	645
1954	68-86	3.81	154	58	13	13	1383.0	1375	664	585	138	38	506	603
1955	79-75	3.79	154	66	16	12	1380.1	1381	658	582	126	32	517	629
1956	82-72	4.06	154	62	10	15	1379.0	1389	699	622	140	44	655	788
1957	78-76	3.56	154	52	9	21	1417.2	1330	614	560	147	43	505	756
1958	77-77	3.59	154	59	8	19	1357.1	1294	606	542	133	42	437	797
1959	76-78	4.20	154	53	9	24	1360.0	1327	732	635	177	45	432	829
1960	71-83	3.64	154	40	7	25	1405.2	1336	644	568	141	47	474	824
1961	101-61	3.55	162	62	12	30	1459.1	1404	671	575	170	29	469	836
1962	85-76	3.81	161	46	8	35	1443.2	1452	692	611	169	32	503	873
1963	79-83	3.90	162	42	7	28	1456.1	1407	703	631	195	48	477	930
1964	85-77	3.84	162	35	11	35	1453.0	1343	678	620	164	53	536	993
1965	89-73	3.35	162	45	14	31	1455.0	1283	602	542	137	47	509	1069
1966	88-74	3.85	162	36	11	38	1454.1	1356	698	622	185	42	520	1026
1967	91-71	3.32	162	46	17	40	1443.2	1230	587	532	151	37	472	1038
1968	103-59	2.71	162	59	19	29	1489.2	1180	492	449	129	32	486	1115
1969	90-72	3.31	162	55	20	28	1455.1	1250	601	536	128	34	586	1032
1970	79-83	4.09	162	33	9	39	1447.1	1443	731	658	153	35	623	1045
1971	91-71	3.63	162	53	11	32	1468.1	1355	645	593	126	49	609	1000
1972	86-70	2.96	156	46	11	33	1388.1	1212	514	457	101	47	465	952
1973	85-77	3.90	162	39	11	46	1447.2	1468	674	627	154	30	493	911
1974	72-90	4.16	162	54	7	15	1455.2	1443	768	673	148	36	621	869
1975	57-102	4.27	159	52	10	17	1396.0	1496	786	663	137	30	533	787
1976	74-87	3.87	161	55	12	20	1431.1	1426	709	616	101	30	550	738
1977	74-88	4.13	162	44	3	23	1457.0	1526	751	669	162	23	470	784
1978	86-76	3.64	162	60	12	21	1455.2	1441	653	589	135	36	503	684
1979	84-76	4.27	161	25	5	37	1423.1	1429	738	676	167	48	547	802
1980	84-78	4.25	162	40	9	30	1467.1	1505	757	693	152	27	558	741
1981	60-49	3.53	109	33	13	22	969.1	840	404	380	83	27	373	476
1982	83-79	3.80	162	45	5	27	1451.0	1371	685	613	172	23	554	740
1983	92-70	3.80	162	42	9	28	1451.0	1318	679	613	170	29	522	875
1984	104-58	3.49	162	19	8	51	1464.0	1358	643	568	130	30	489	914
1985	84-77	3.78	161	31	11	40	1456.0	1313	688	612	141	23	556	943
1986	87-75	4.02	162	33	12	38	1443.2	1374	714	645	183	30	571	880
1987	98-64	4.02	162	33	10	31	1456.0	1430	735	651	180	33	563	976
1988	88-74	3.71	162	34	8	36	1445.2	1361	658	596	150	32	497	890
1989	59-103	4.53	162	24	4	26	1427.1	1514	816	719	150	43	652	831
1990	79-83	4.39	162	15	12	45	1430.1	1401	754	697	154	45	661	856
1991	84-78	4.51	162	18	8	38	1450.1	1570	794	726	148	24	593	739
1992	75-87	4.60	162	10	4	36	1435.2	1534	794	736	155	29	564	693
1993	85-77	4.65	162	11	7	36	1436.2	1547	837	742	188	48	542	828
1994	53-62	5.38	115	15	1	20	1018.0	1139	671	609	148	25	449	560
1995	60-84	5.49	144	5	3	38	1275.0	1509	844	778	170	45	536	729
1996	53-109	6.38	162	10	4	22	1432.2	1699	1103	1015	241	80	784	957
1997	79-83	4.56	162	13	8	42	1445.2	1476	790	732	178	43	552	982
1998	65-97	4.93	162	9	4	32	1446.1	1551	863	792	185	40	595	947
1999	69-92	5.17	161	4	6	33	1421.0	1528	882	817	209	70	583	976
2000	79-83	4.71	162	6	6	44	1443.1	1583	827	755	177	47	496	978
2001	66-96	5.01	162	16	2	34	1429.1	1624	876	795	180	73	553	859
2002	55-106	4.92	161	11	7	33	1414.0	1593	864	773	163	62	463	794
2003	43-119	5.30	162	3	5	27	1438.2	1616	928	847	195	56	557	764
2004	72-90	4.93	162	7	9	35	1439.2	1542	844	788	190	54	530	995
2005	71-91	4.51	162	7	2	37	1435.2	1504	787	719	193	51	461	907
2006	95-67	3.84	162	3	16	46	1448.0	1420	675	618	160	53	489	1003
2007	88-74	4.57	162	1	9	44	1447.1	1498	797	735	174	68	566	1047
2008	74-88	4.90	162	1	2	34	1445.0	1541	857	786	172	68	644	991
2009	86-77	4.29	163	4	9	42	1447.0	1449	745	690	182	41	594	1102
2010	81-81	4.30	162	6	5	32	1444.1	1445	743	690	142	65	537	1056
2011	95-67	4.04	162	4	14	52	1440.0	1406	711	647	149	52	492	1115
2012	88-74	3.75	162	9	8	40	1430.2	1409	670	596	151	42	438	1318
2013	93-69	3.61	162	3	12	39	1462.2	1369	624	587	128	42	462	1428
2014	90-72	4.01	162	5	8	41	1454.0	1475	705	648	127	42	462	1244
2015	74-87	4.64	161	7	12	35	1447.0	1491	803	746	193	46	489	1100
2016	86-75	4.24	161	3	8	47	1428.0	1417	721	672	182	51	462	1232
2017	64-98	5.36	162	2	4	32	1420.1	1587	894	846	218	61	538	1202
2018	64-98	4.59	162	0	2	37	1425.1	1423	796	727	162	60	491	1215
2019	47-114	5.24	161	0	3	31	1433.0	1555	915	835	250	69	536	1368
2020	23-35	5.63	58	1	1	11	492.1	511	318	308	91	34	192	444



# YEARLY TIGERS LEADERS



## BATTING

Year	Batting Average	Runs Scored	Hits	Doubles	Triples	Home Runs
1901	Elberfeld .308	Barrett 110	Barrett 159	Holmes 28	Gleason 12	Barrett 4 Holmes 4 Barrett 4 Crawford 4
1902	Barrett .303	Barrett 93	Barrett 154	Barrett 19	Harley 8	Barrett 4 Barrett 4 Crawford 4
1903	Crawford .332	Barrett 95	Crawford 181	Carr 23	Crawford *25	Crawford 4
1904	Barrett .268	Barrett 83	Barrett 167	Crawford 22	Crawford 16	Crawford 2 Hickman 2 McIntyre 2 Crawford 6 Coughlin 2 Crawford 2 O'Leary 2 Schaefer 2
1905	Crawford .297	Crawford 73	Crawford 171	Crawford 38	Crawford 10	Crawford 6 Crawford 2 Crawford 2 Crawford 2 Crawford 2
1906	Crawford .295	Crawford 65	Crawford 166	Crawford 25	Crawford 16	Crawford 2 Crawford 2 Crawford 2 Crawford 2 Crawford 2
1907	Cobb *.350	Crawford *102	Cobb *212	Crawford 34	Crawford 17	Cobb 5 Crawford *7
1908	Cobb *.324	McIntyre *105	Cobb *188	Cobb *36	Cobb *20	Crawford *7
1909	Cobb *.377	Cobb *116	Cobb *216	Crawford *35	Crawford 14	Cobb *9
1910	Cobb *.385	Cobb *106	Cobb 196	Cobb 36	Crawford *19	Cobb 8
1911	Cobb *.420	Cobb *147	Cobb *248	Cobb *47	Cobb *24	Cobb 8
1912	Cobb *.410	Cobb 119	Cobb *227	Cobb 30	Crawford 23	Cobb 7
1913	Cobb *.390	Bush 98	Crawford 193	Crawford 32	Crawford *23	Crawford 9
1914	Cobb *.368	Bush 97	Crawford 183	Burns 22	Crawford *26	Crawford 8
1915	Cobb *.369	Cobb *144	Cobb *208	Veach *40	Crawford *19	Burns 5
1916	Cobb .371	Cobb *113	Cobb 201	Veach 33	Veach 15	Cobb 5
1917	Cobb *.383	Bush *112	Cobb *225	Cobb *44	Cobb *23	Veach 8
1918	Cobb *.382	Cobb 83	Cobb 161	Veach 21	Cobb *14	Heilmann 5
1919	Cobb *.384	Cobb 92	Cobb ^191	Veach *45	Veach *17	Heilmann 8
1920	Cobb .334	Veach 92	Veach 188	Veach 39	Veach 15	Veach 11
1921	Heilmann *.394	Cobb 124	Heilmann *237	Heilmann 43	Cobb 16	Heilmann 19
1922	Cobb .401	Blue 131	Cobb 211	Cobb 42	Cobb 16	Heilmann 21
1923	Heilmann *.403	Heilmann 121	Heilmann 211	Heilmann 44	Heilmann 11	Heilmann 18
1924	Heilmann .346	Cobb 115	Cobb 211	Heilmann ^45	Heilmann 16	Heilmann 10
1925	Heilmann *.393	Wingo 104	Heilmann 225	Heilmann 40	Cobb 12	Heilmann 13
1926	Manush *.378	Manush 95	Manush 188	Heilmann 41	Gehring 17	Manush 14
1927	Heilmann *.398	Gehring 110	Heilmann 201	Heilmann 50	Manush 18	Heilmann 14
1928	Heilmann .328	Gehring 108	Gehring 193	Heilmann 38	Gehring 16	Heilmann 14
1929	Heilmann .344	Gehring *131	Alexander Gehring ^215	Gehring ^45	Gehring *19	Alexander 25
1930	Gehring .330	Gehring 144	Gehring 201	Gehring 47	Gehring 15	Alexander 20
1931	Stone .327	Johnson 107	Stone 191	Alexander 47	Johnson *19	Stone 10
1932	Walker .323	Gehring 112	Gehring 184	Gehring 44	Davis *13	Gehring 19
1933	Gehring .325	Gehring 103	Gehring 204	Gehring 42	Fox 13	Gehring 12
1934	Gehring .356	Gehring *134	Gehring *214	Greenberg *63	Owen 9	Greenberg 26
1935	Gehring .330	Gehring 123	Greenberg 203	Greenberg 46	Greenberg 16	Greenberg ^36
1936	Gehring .354	Gehring 144	Gehring 227	Gehring *60	Gehring 12	Goslin 24
1937	Gehring *.371	Greenberg 137	Walker 213	Greenberg 49	Greenberg 14	Greenberg 40
1938	Greenberg .315	Greenberg *144	Fox 186	Fox 35	Fox 10	Greenberg *58
1939	Gehring .325	McCosky 120	McCosky 190	Greenberg 42	McCosky 14	Greenberg 33
1940	Greenberg .340	Greenberg 129	McCosky ^200	Greenberg *50	McCosky *19	Greenberg *41
1941	McCosky .324	York 91	Higgins 161	York 29	Campbell 10	York 27
1942	McCosky .293	York 81	McCosky 176	Higgins 34	McCosky 11	York 21
1943	Wakefield .316	Wakefield 91	Wakefield *200	Wakefield *38	York 11	York *34
1944	Higgins .297	Higgins 79	Cramer 169	Higgins 32	Cramer 9	York 18
1945	Mayo .285	Cullenbine 80	York 157	Cullenbine 27	Cramer 9	Cullenbine 18 York 18
1946	Kell .327	Lake 105	Lake 149	Greenberg 29	Kell 9	Greenberg *44
1947	Kell .320	Lake 96	Kell 188	Kell 29	Lake 6	Cullenbine 24
1948	Evers .314	Mullin 91	Evers 169	Evers 33	Mullin 11	Mullin 23
1949	Kell *.343	Kell 97	Wertz 185	Kell 38	Kell 9	Wertz 20
1950	Kell .340	Kell 114	Kell *218	Kell *56	Evers ^11	Wertz 27
1951	Kell .319	Kell 92	Kell *191	Kell ^36	Mullin 6	Wertz 27
1952	Groth .284	Dropo 56	Groth 149	Priddy 23	Mullin 5	Dropo 23
1953	Kuenn .308	Kuenn 94	Kuenn *209	Kuenn 33	Kuenn 7	Boone 22
1954	Kuenn .306	Kuenn 81	Kuenn ^201	Kuenn 28	Tuttle 11	Boone 20
1955	Kaline *.340	Kaline 121	Kaline *200	Kuenn *38	Kaline 8	Kaline 27
1956	Kuenn .332	Kaline 96	Kuenn *196	Kaline 32	Kaline 10	Maxwell 28
1957	Kaline .295	Maxwell Kaline 96	Kuenn 83	Kuenn 173	Kuenn 30	Bolling 6 Kuell 6 Maxwell 8
1958	Kuenn .319	Bolling 91	Kuenn 179	Kuenn *39	Harris 8	Harris 20
1959	Kuenn .353	Yost *115	Kuenn *198	Kuenn *42	Kuenn 7	Maxwell 31
1960	Kaline .278	Yost 78	Kaline 153	Kaline 29	Maxwell 5	Colavito 35
1961	Cash *.361	Colavito 129	Cash *193	Kaline *41	Wood *14	Colavito 45
1962	Bruton .278	Cash 94	Colavito 164	Colavito 30	Kaline 6	Cash 39

HISTORY & RECORDS



# YEARLY TIGERS LEADERS

Year	Batting Average	Runs Scored	Hits	Doubles	Triples	Home Runs
1963	Kaline .312	Colavito 91	Kaline 172	Colavito 29	Bruton 8	Kaline 27
1964	Freehan .300	McAuliffe 85	Lumpe 160	Kaline 31	Freehan 8	McAuliffe 24
1965	Horton .273	Wert 81	Wert 159	Cash 23	McAuliffe 6	Cash 30
1966	Kaline .288	Cash 98	Cash 168	Kaline 29	McAuliffe 8	Cash 32
1967	Kaline .308	Kaline 94	Freehan 146	Kaline 28	McAuliffe 7	Kaline 25
1968	Horton .285	McAuliffe *95	Northrup 153	Northrup 29	McAuliffe 10	Horton 36
1969	Northrup .295	Cash 81	Northrup 160	Northrup 31	McAuliffe 5	Horton 28
1970	Kaline .278	Stanley 83	Stanley 143	Kaline 24	Stanley 11	Northrup 24
1971	Kaline .294	Cash 72	Rodriguez 153	Rodriguez 30	Rodriguez 7	Cash 32
1972	Northrup .261	Rodriguez 65	Rodriguez 142	Rodriguez 23	Stanley 6	Cash 22
1973	Stanley .244	Stanley 81	Stanley 147	Rodriguez 27	Northrup 7	Cash 19
1974	Freehan .297	Kaline 71	Sutherland 157	Kaline 28	Freehan 5	Freehan 18
1975	Horton .275	LeFlore 66	Horton 169	Rodriguez 20	Rodriguez 6	Horton 25
1976	LeFlore .316	LeFlore 93	Staub 176	Staub 28	LeFlore 8	Thompson 17
1977	LeFlore .325	LeFlore 100	LeFlore 212	Staub 34	Fuentes 10	Thompson 31
1978	LeFlore .297	LeFlore *126	LeFlore 198	LeFlore 30	Whitaker 7	Thompson 26
1979	Kemp .318	LeFlore 110	LeFlore 180	Staub 30	LeFlore 10	Kemp 26
1980	Trammell .300	Trammell 107	Trammell 168	Parrish 34	Brookens 9	Parrish 24
1981	Kemp .277	Kemp 52	Kemp 103	Kemp 18	Cowens 4	Parrish 10
1982	Herndon .292	Herndon 92	Herndon 179	Trammell 34	Whitaker 4	Parrish 32
1983	Whitaker .320	Whitaker 94	Whitaker 206	Parrish 42	Gibson 13	Parrish 27
1984	Trammell .314	Gibson 92	Trammell 174	Lemon 34	Herndon 9	Parrish 33
1985	Gibson .287	Whitaker 102	Whitaker 170	Gibson 37	Gibson 8	Evans *40
1986	Trammell .277	Trammell 107	Trammell 159	Trammell 33	Trammell 7	Evans 29
1987	Trammell .343	Whitaker 110	Trammell 205	Whitaker 38	Whitaker 6	Evans 34
1988	Trammell .311	Trammell 73	Trammell 145	Lemon 29	Brookens 5	Evans 22
1989	Pettis .257	Pettis 77	Whitaker 128	Whitaker 21	Sheridan 5	Whitaker 28
1990	Trammell .304	Felder 104	Trammell 170	Trammell 37	Pettis 6	Whitaker 28
1991	Phillips .284	Felder 102	Felder 163	Fryman 36	Moseby 5	Felder *51
1992	Whitaker .278	Phillips *114	Fryman 175	Phillips 32	Phillips 7	Felder ^44
1993	Phillips .313	Phillips 113	Fryman 182	Fryman 37	Cuyler 4	Felder 35
1994	Whitaker .301	Phillips 91	Phillips 123	Fryman 34	Cuyler 7	Tettleton 32
1995	Fryman .275	Curtis 96	Curtis 157	Curtis 29	Fryman 5	Felder 28
1996	Higginson .320	Fryman 90	Fryman 165	Higginson 35	Samuel 5	Felder 31
1997	Higginson .299	Hunter 112	Hunter 177	Easley 37	Higginson 5	Clark 27
1998	Clark .291	Higginson 92	Clark 175	Easley 38	Hunter 7	Clark 32
1999	Cruz, D. .284	Palmer 92	Clark 150	Cruz, D. 35	Gonzalez 5	Clark 34
2000	Cruz, D. .302	Higginson 104	Higginson 179	Cruz, D. 46	Polonia 8	Palmer 38
2001	Cedeno .293	Higginson 84	Cedeno 153	Halter 32	Encarnacion 6	Higginson 30
2002	Simon .301	Fick 66	Fick 150	Fick 36	Cedeno 11	Fick 19
2003	Young .297	Young 78	Young 167	Young 34	Halter 6	Simon 19
2004	Rodriguez .334	Guillen 97	Rodriguez 176	Guillen 37	Young 7	Young 29
2005	Monroe .277	Inge 75	Inge 161	Rodriguez 33	Guillen 10	Peña 27
2006	Guillen .320	Guillen 100	Ordoñez 177	Guillen 41	Inge 9	Young 21
2007	Ordoñez *363	Granderson 122	Ordoñez 216	Ordoñez *54	Granderson *23	Monroe 28
2008	Ordoñez .317	Granderson 112	Cabrera 180	Cabrera 36	Granderson *13	Ordoñez 28
2009	Cabrera .324	Cabrera 96	Cabrera 198	Cabrera 34	Granderson 8	Cabrera *37
2010	Cabrera .328	Cabrera 111	Jackson 181	Cabrera 45	Jackson 10	Cabrera 38
2011	Cabrera *344	Cabrera 111	Cabrera 197	Cabrera 48	Jackson 11	Cabrera 30
2012	Cabrera *330	Cabrera 109	Cabrera 205	Cabrera 40	Jackson *10	Cabrera *44
2013	Cabrera *348	Cabrera 103	Cabrera 193	Hunter 37	Jackson 7	Cabrera 44
2014	V. Martinez .335	Cabrera 101	Cabrera 191	Cabrera *52	Jackson 5	V. Martinez 32
2015	Cabrera *338	Kinsler 94	Kinsler 185	Kinsler 35	Davis 11	J.D. Martinez 38
2016	Cabrera .316	Kinsler 117	Cabrera 188	J.D. Martinez 35	Maybin 5	Cabrera 38
2017	Upton .279	Kinsler 90	Castellanos 167	Upton 37	Castellanos *10	Cabrera 38
2018	Castellanos .298	Castellanos 88	Castellanos 185	Jones 6	Jones 5	Upton 28
2019	Cabrera .282	Castellanos 61	Cabrera 139	Castellanos 37	Goodrum 6	Castellanos 23
2020	Candelario .297	Candelario 30	Reyes 56	Candelario 11	Reyes 5	Dixon 15
		Reyes 30			Candelario 3	Cabrera 10

\*Led League; ^Tied for league lead

Year	RBI	Walks	Strikeouts	Stolen Bases	On-Base %	Slugging %
1901	Elberfeld 76	Barrett 76	---	Holmes 35	Elberfeld .397	Elberfeld .428
1902	Elberfeld 64	Barrett 74	---	Barrett 24	Barrett .397	Barrett .387
1903	Crawford 89	Barrett 74	---	Barrett 27	Barrett *407	Crawford .488
1904	Crawford 73	Barrett *79	---	Crawford 20	Barrett .353	Crawford .352
1905	Crawford 75	Crawford 50	---	Crawford 22	Crawford .357	Crawford .430
1906	Crawford 72	McIntyre 56	---	Coughlin 31	Crawford .341	Crawford .407
				Schaefer 31		
1907	Cobb *116	Jones 60	---	Cobb *49	Cobb .380	Cobb *473

# YEARLY TIGERS LEADERS



Year	RBI	Walks	Strikeouts	Stolen Bases	On-Base %	Slugging %						
1908	Cobb	*108	McIntyre	83	---	Schaefer	40	McIntyre	.392	Cobb	*.475	
1909	Cobb	*107	Bush	*88	---	Cobb	*76	Cobb	*.431	Cobb	*.517	
1910	Crawford	*120	Bush	*78	---	Cobb	65	Cobb	*.458	Cobb	*.554	
1911	Cobb	*144	Bush	*98	---	Cobb	*83	Cobb	.467	Cobb	*.621	
1912	Crawford	109	Bush	*117	---	Cobb	61	Cobb	*.458	Cobb	*.586	
1913	Crawford	83	Bush	80	Gainer	Cobb	51	Cobb	*.467	Cobb	.535	
1914	Crawford	*104	Bush	*112	Stange	58	Bush	Crawford	.388	Crawford	.483	
							Cobb	35				
							Cobb	35				
1915	Crawford	^112	Bush	118	Burns	51	Cobb	*.96	Cobb	*.486	Cobb	.487
	Veach	^112	Cobb	118								
1916	Veach	91	Cobb	78	Stange	48	Cobb	*.68	Cobb	.452	Cobb	.493
1917	Veach	*103	Bush	80	Heilmann	54	Cobb	*.55	Cobb	*.444	Cobb	*.566
1918	Veach	*78	Bush	79	Cunningham	34	Cobb	34	Cobb	*.440	Cobb	*.515
1919	Veach	101	Bush	75	Heilmann	41	Cobb	28	Cobb	.429	Veach	.519
1920	Veach	113	Young	85	Bush	32	Bush	15	Cobb	.416	Veach	.474
							Heilmann	32	Cobb	15		
							Blue	47	Cobb	22	Cobb	.452
1921	Heilmann	139	Blue	103	Blue	48	Rigney	17	Cobb	.462	Heilmann	.606
1922	Veach	126	Blue	82	Blue	40	Heilmann	13	Heilmann	.481	Heilmann	.632
1923	Heilmann	115	Blue	96	Blue	48	Haney	17	Heilmann	.481	Heilmann	.632
							Heilmann	40				
1924	Heilmann	114	Rigney	102	Heilmann	41	Cobb	23	Bassler	.441	Heilmann	.533
1925	Heilmann	134	Blue	83	Tavener	60	Blue	19	Cobb	.468	Cobb	.598
1926	Heilmann	103	Blue	90	Tavener	53	Blue	13	Heilmann	.445	Manush	.564
1927	Heilmann	120	Heilmann	72	Tavener	45	Neun	22	Heilmann	.475	Heilmann	.616
1928	Heilmann	107	Gehring	69	Tavener	51	Rice	20	Gehring	.395	Heilmann	.507
1929	Alexander	137	Johnson	67	Alexander	63	Gehring	*27	Heilmann	.412	Alexander	.580
1930	Alexander	135	Gehring	69	Alexander	56	McManus	*23	Gehring	.404	Gehring	.534
1931	Alexander	87	Johnson	72	Johnson	51	Johnson	33	Alexander	.401	Stone	.464
1932	Stone	108	Gehring	68	Stone	64	Walker	30	Gehring	.370	Gehring	.497
1933	Gehring	105	Rogell	79	Greenberg	78	Walker	26	Gehring	.393	Gehring	.468
1934	Greenberg	139	Gehring	99	Greenberg	93	White	28	Gehring	.450	Greenberg	.600
1935	Greenberg	*170	Cochrane	96	Greenberg	91	White	19	Cochrane	.452	Greenberg	.628
1936	Greenberg	125	Goslin	85	Goslin	50	Walker	17	Gehring	.431	Gehring	.555
1937	Greenberg	*183	Greenberg	102	Greenberg	101	Walker	23	Gehring	.458	Greenberg	.668
1938	Greenberg	146	Greenberg	^119	Greenberg	92	Fox	16	Greenberg	.438	Greenberg	.683
1939	Greenberg	112	Greenberg	91	Greenberg	*95	Fox	23	Gehring	.423	Greenberg	.622
1940	Greenberg	*150	Gehring	101	York	88	McCosky	13	Greenberg	.433	Greenberg	*.670
1941	York	111	Gehring	95	York	88	McCosky	8	McCosky	.401	Campbell	.457
1942	York	90	York	73	York	71	McCosky	11	McCosky	.365	Harris	.430
1943	York	*118	York	84	Hoover	101	Harris	6	Wakefield	.377	York	*.527
							Hoover	6				
1944	York	98	Higgins	81	York	73	Mayo	9	Higgins	.392	York	.439
1945	Cullenbine	93	Cullenbine	101	York	85	Webb	8	Cullenbine	.397	Cullenbine	.451
1946	Greenberg	*127	Lake	103	Greenberg	88	Lake	15	Greenberg	.373	Greenberg	.604
1947	Kell	93	Cullenbine	137	Mullin	66	Lake	11	Cullenbine	.401	Evers	.435
							Wertz	66				
							Wertz	70				
1948	Evers	103	Mullin	77	Wertz	70	Lipon	4	Mullin	.385	Mullin	.504
1949	Wertz	133	Wertz	80	Wertz	61	Kell	7	Kell	.424	Kell	.467
							Kolloway	7				
1950	Wertz	123	Groth	95	Priddy	95	Lipon	9	Wertz	.408	Evers	.551
							Priddy	95				
1951	Wertz	94	Wertz	78	Priddy	73	Kell	10	Kell	.386	Wertz	.511
1952	Dropo	70	Ginsberg	51	Dropo	63	Mullin	4	Groth	.348	Dropo	.479
							Groth	51				
1953	Dropo	96	Delsing	66	Dropo	69	Kuenn	6	Delsing	.380	Nieman	.453
1954	Boone	85	Boone	71	Tuttle	60	Kaline	9	Boone	.376	Boone	.466
							Kuenn	9				
1955	Boone	^116	Kaline	82	Kaline	57	Torgeson	9	Kaline	.421	Kaline	.546
1956	Kaline	128	Maxwell	79	Maxwell	74	Kuenn	9	Maxwell	.414	Maxwell	.534
1957	Kaline	90	Maxwell	76	Maxwell	84	Kaline	11	Maxwell	.377	Maxwell	.482
1958	Kaline	85	Maxwell	64	Martin	62	Wilson	10	Kaline	.374	Kaline	.490
1959	Maxwell	95	Yost	*135	Maxwell	91	Kaline	10	Yost	*.435	Kaline	*.530
1960	Colavito	87	Yost	*125	Colavito	80	Kaline	19	Yost	*.414	Colavito	.474
1961	Colavito	140	Cash	124	Wood	141	Wood	30	Cash	*.487	Cash	.662
1962	Colavito	112	Cash	104	Cash	82	Wood	24	Cash	.382	Colavito	.514
1963	Kaline	101	Cash	89	Colavito	78	Wood	18	Cash	.386	Kaline	.514
1964	Cash	83	McAuliffe	77	McAuliffe	96	Wood	14	Kaline	.383	Kaline	.469
1965	Horton	104	Cash	77	Horton	101	Lumpe	7	Cash	.371	Cash	.512
1966	Horton	100	Kaline	81	Horton	103	Wert	6	Kaline	.392	Kaline	.534
1967	Kaline	78	McAuliffe	105	McAuliffe	118	Stanley	9	Kaline	.411	Kaline	.541
1968	Northrup	90	McAuliffe	82	Horton	110	McAuliffe	8	Freehan	.366	Horton	.543
1969	Horton	91	Cash	63	Horton	93	Stanley	8	Cash	.368	Northrup	.508
1970	Northrup	80	McAuliffe	101	Northrup	68	Stanley	10	Kaline	.377	Northrup	.458
1971	Cash	91	Kaline	82	Rodriguez	93	Northrup	7	Cash	.372	Cash	.531
1972	Cash	61	McAuliffe	59	Rodriguez	104	Taylor	5	Cash	.338	Cash	.445
1973	Rodriguez	58	Brown	52	Rodriguez	85	Taylor	6	Stanley	.297	Stanley	.384
1974	Kaline	64	Kaline	65	Kaline	75	LeFlore	23	Freehan	.361	Freehan	.479
1975	Horton	92	Sutherland	45	LeFlore	139	LeFlore	28	Sutherland	.321	Horton	.421
1976	Staub	96	Staub	83	LeFlore	111	LeFlore	58	Staub	.386	Staub	.433
1977	Thompson	105	Thompson	73	LeFlore	121	LeFlore	39	LeFlore	.363	Thompson	.487
1978	Staub	121	Kemp	97	LeFlore	104	LeFlore	*68	Kemp	.379	Thompson	.472
1979	Kemp	105	Whitaker	78	Parrish	105	LeFlore	78	Kemp	.398	Kemp	.543
1980	Kemp	101	Whitaker	73	Parrish	109	Brookens	13	Kemp	.376	Parrish	.499
							Peters	13				
1981	Kemp	49	Kemp	70	Gibson	64	Gibson	17	Kemp	.389	Kemp	.419
1982	Hendon	88	Lemon	56	Parrish	99	Trammell	19	Lemon	.368	Parrish	.529
1983	Parrish	114	Whitaker	67	Parrish	96	Trammell	30	Trammell	.385	Parrish	.483
1984	Parrish	98	Evans	77	Parrish	120	Gibson	29	Trammell	.382	Gibson	.516

HISTORY & RECORDS



# YEARLY TIGERS LEADERS

Year	RBI	Walks	Strikeouts	Stolen Bases	On-Base %	Slugging %						
1985	Parrish	98	Evans	85	Gibson	137	Gibson	30	Gibson	.364	Evans	.519
1986	Coles	86	Evans	91	Gibson	107	Gibson	34	Gibson	.371	Gibson	.492
1987	Trammell	105	Evans	100	Gibson	117	Gibson	26	Trammell	.402	Trammell	.551
1988	Trammell	69	Evans	84	Evans	89	Pettis	44	Trammell	.373	Trammell	.464
1989	Whitaker	85	Whitaker	89	Pettis	106	Pettis	43	Pettis	.375	Whitaker	.462
1990	Fielder	*132	Phillips	99	Fielder	*182	Phillips	19	Fielder	.377	Fielder	*.592
1991	Fielder	*133	Tettleton	101	Deer	*175	Cuyler	41	Whitaker	.391	Fielder	.513
1992	Fielder	*124	Tettleton	*122	Fielder	151	Pettis	13	Phillips	.387	Tettleton	.469
1993	Fielder	117	Phillips	*132	Tettleton	139	Phillips	16	Phillips	.443	Tettleton	.492
1994	Fielder	90	Tettleton	97	Fryman	*128	Phillips	13	Tettleton	.419	Gibson	.548
1995	Fielder	82	Fielder	75	Fielder	116	Curtis	27	Curtis	.349	Fielder	.472
1996	Fryman	100	Higginson	65	Nieves	158	Bartee	20	Higginson	.404	Higginson	.577
1997	Clark	117	Clark	93	Nieves	157	Hunter	*74	Higginson	.379	Higginson	.520
1998	Clark	103	Clark	63	Clark	128	Hunter	42	Clark	.358	Clark	.522
1999	Palmer	100	Higginson Clark Higginson	63 64 74	Palmer	153	Encarnacion	33	Ausmus	.365	Palmer	.518
2000	Higginson Palmer	102 102	Higginson	64	Palmer	146	Encarnacion	16	Higginson	.377	Higginson	.538
2001	Clark	75	Higginson	80	Clark	108	Cedeno	55	Higginson	.367	Halter	.467
2002	Simon	82	Fick	46	Inge	101	Lombard	13	Higginson	.345	Simon	.459
2003	Young	85	Higginson	59	Young	130	Sanchez	44	Young	.372	Young	.537
2004	Guillen	97	Higginson Peña	70 70	Peña	146	Sanchez	19	Rodriguez	.383	Guillen	.542
2005	Monroe	89	Inge	63	Inge	140	Logan	23	Inge	.330	Young	.471
2006	Ordoñez	104	Guillen	71	Granderson	*174	Guillen	20	Guillen	.400	Guillen	.519
2007	Ordoñez	139	Sheffield	84	Inge	150	Granderson	26	Ordoñez	.434	Ordoñez	.595
2008	Cabrera	127	Granderson	71	Cabrera	126	Granderson	12	Ordoñez	.476	Cabrera	.537
2009	Cabrera	103	Granderson	72	Inge	170	Granderson	20	Cabrera	.396	Cabrera	.547
2010	Cabrera	*126	Cabrera	89	Jackson	170	Jackson	27	Cabrera	*.420	Cabrera	.622
2011	Cabrera	105	Cabrera	108	Jackson	181	Jackson	22	Cabrera	.448	Cabrera	.586
2012	Cabrera	*139	Fielder	85	Jackson	134	Berry	21	Fielder	.412	Cabrera	.606
2013	Cabrera	137	Cabrera	90	Jackson	129	Jackson	8	Cabrera	*.442	*Cabrera	.636
2014	Cabrera	109	V. Martinez	70	Avila	151	Davis	36	V. Martinez	*.409	V. Martinez	.565
2015	J.D. Martinez	102	Cabrera	77	J.D. Martinez	178	Gose	23	Cabrera	*.440	J.D. Martinez	.535
2016	Cabrera	108	Cabrera	75	Upton	179	Maybin	15	Cabrera	.393	Cabrera	.563
2017	Castellanos	101	Upton	57	Upton	147	Kinsler	14	Upton	.362	Upton	.542
2018	Castellanos	89	Candelario	66	Candelario	160	Iglesias	15	Castellanos	.354	Castellanos	.500
2019	Cabrera	59	Cabrera	48	Goodrum	138	Goodrum	12	Cabrera	.346	Cabrera	.398
2020	Cabrera	35	Cabrera	24	Goodrum	69	Reyes	8	Candelario	.369	Candelario	.503

\*Led League; ^Tied for league lead

## PITCHING

Year	Wins	Losses	Winning %	ERA	Appearances	Innings Pitched						
1901	Miller	23	Cronin Siever	15 15	Miller	2.61	38 38	Miller	332.0			
1902	Mercer	15	Mercer	18	Mercer	.455	Siever	*1.91	Mercer	281.2		
1903	Mullin	18	Donovan Kitson	16 16	Mullin	.545	Mullin	2.25	Mullin	320.2		
1904	Donovan Mullin	17 17	Mullin	23	Donovan	.515	Mullin	2.40	Mullin	382.1		
1905	Killian	23	Mullin	21	Killian	.622	Killian	2.27	Mullin	44	Mullin	*347.2
1906	Mullin	21	Mullin	18	Killian	.625	Siever	2.71	Mullin	40	Mullin	330.0
1907	Donovan Killian	25 25	Mullin	20	Donovan	*.862	Killian	1.78	Mullin	46	Mullin	357.1
1908	Summers	24	Mullin	13	Donovan	.720	Summers	1.64	Summers	40	Summers	301.0
1909	Mullin	*29	Willett	10	Mullin	*.784	Killian	1.71	Willett	41	Mullin	303.2
1910	Mullin	21	Mullin Summers	12 12	Donovan	.708	Willett	2.37	Mullin	38	Mullin	289.0
1911	Mullin	18	Willett	14	Works	.688	Mullin	3.07	Willett	38	Mullin	234.1
1912	Dubuc	17	Mullin	17	Dubuc	.630	Dubuc	2.77	Dubuc	37	Willett	284.1
1913	Dubuc	15	Dubuc	14	Lake	.533	Dauss	2.48	Dubuc	36	Dubuc	242.2
1914	Coveleski	22	Dauss	15	Coveleski	.647	Coveleski	2.49	Dauss	45	Coveleski	303.1
1915	Dauss	24	Coveleski Dauss	13 13	Boland	.650	Coveleski	2.45	Coveleski	^50	Coveleski	312.2
1916	Coveleski	21	Dauss James	12 12	Coveleski	.656	Coveleski	1.97	Boland	46	Coveleski	324.1
1917	Dauss	17	Ehmke	15	Mitchell	.600	James	2.09	Cunningham	44	Dauss	270.2
1918	Boland	14	Dauss	16	Boland	.583	Boland	2.65	Dauss	33	Dauss	249.2
1919	Dauss	21	Boland	16	Dauss	.700	Leonard	2.77	Boland	35	Dauss	256.1
1920	Ehmke	15	Dauss	21	Ehmke	.455	Ehmke	3.29	Ayers	46	Dauss	270.1
1921	Ehmke	13	Dauss	15	Ehmke	.481	Leonard	3.75	Oldham	40	Leonard	245.0
1922	Pilette	19	Ehmke	17	Pilette	.613	Pilette	2.85	Ehmke	45	Ehmke	279.2
1923	Dauss	21	Pilette	^19	Cole	.722	Dauss	3.62	Cole	52	Dauss	316.0
1924	Whitehill	17	Dauss Stoner	11 11	Holloway	.700	Collins	3.21	Holloway	49	Whitehill	233.0
1925	Dauss	16	Collins Dauss	11 11	Holloway	.765	Dauss	3.16	Doyle	45	Whitehill	239.1
1926	Whitehill	16	Whitehill	13	Dauss	.667	Gibson	3.48	Holloway Wells Whitehill	36 36 36	Whitehill	252.1

# YEARLY TIGERS LEADERS



Year	Wins	Losses	Winning %	ERA	Appearances	Innings Pitched						
1927	Whitehill	16	Whitehill	14	Collins	.650	Whitehill	3.36	Whitehill	41	Whitehill	236.0
1928	Carroll	16	Whitehill	16	Carroll	.571	Carroll	3.27	Smith	39	Carroll	231.0
1929	Uhle	15	Carroll	17	Uhle	.577	Uhle	4.08	Whitehill	38	Uhle	249.0
1930	Whitehill	17	Whitehill	13	Sorrell	.593	Uhle	3.65	Sullivan	40	Uhle	239.0
1931	Sorrell	13	Bridges	16	Sorrell	.481	Uhle	3.50	Bridges	35	Whitehill	271.1
	Whitehill	13	Whitehill	16					Herring	35		
									Sorrell	35		
1932	Whitehill	16	Sorrell	14	Whitehill	.571	Bridges	3.36	Hogsett	47	Whitehill	244.0
1933	Marberry	16	Fischer	15	Marberry	.593	Bridges	3.09	Hogsett	45	Marberry	238.1
			Sorrell	15								
1934	Rowe	24	Bridges	11	Rowe	.750	Auker	3.42	Rowe	45	Bridges	275.0
1935	Bridges	21	Rowe	13	Auker	*.720	Bridges	3.51	Rowe	42	Rowe	275.2
1936	Bridges	*23	Auker	16	Bridges	.676	Bridges	3.60	Lawson	41	Bridges	294.2
									Rowe	41		
1937	Lawson	18	Bridges	12	Gill	.733	Auker	3.88	Auker	39	Auker	252.2
1938	Bridges	13	Auker	10	Eisenstat	.600	Gill	4.12	Coffman	39	Kennedy	190.1
1939	Bridges	17	Rowe	12	Bridges	.708	Newsom	3.37	Benton	37	Newsom	246.0
	Newsom	17										
1940	Newsom	21	Benton	10	Rowe	*.842	Newsom	2.83	Benton	42	Newsom	264.0
1941	Benton	15	Newsom	*20	Benton	.714	Bridges	3.41	Newsom	43	Newsom	250.1
1942	Trucks	14	Trout	18	Trucks	.636	Newhouser	2.45	Newhouser	38	Benton	226.2
1943	Trout	*20	Newhouser	17	Bridges	.632	Bridges	2.39	Trout	44	Trout	246.2
1944	Newhouser	*29	Gentry	14	Newhouser	.763	Trout	*2.12	Trout	49	Trout	*352.1
			Gorsica	14								
			Trout	14								
1945	Newhouser	*25	Trout	15	Newhouser	.735	Newhouser	*1.81	Trout	41	Newhouser	*313.1
1946	Newhouser	*26	Trout	13	Newhouser	.743	Newhouser	*1.94	Trout	38	Newhouser	292.2
1947	Hutchinson	18	Newhouser	*17	Overmire	.688	Newhouser	2.87	Newhouser	40	Newhouser	285.0
1948	Newhouser	*21	Houtteman	16	Newhouser	.636	Newhouser	3.01	Houtteman	43	Newhouser	272.1
									Trucks	43		
1949	Trucks	19	Newhouser	11	Hutchinson	.682	Trucks	2.81	Trucks	41	Newhouser	292.0
			Trucks	11								
1950	Houtteman	19	Newhouser	13	Trout	.722	Houtteman	3.54	White	42	Houtteman	274.2
1951	Trucks	13	Gray	*14	Trucks	.619	Hutchinson	3.68	Trout	42	Gray	197.1
			Trout	*14								
1952	Gray	12	Houtteman	*20	Newhouser	.500	Trucks	3.97	White	41	Gray	224.0
1953	Garver	11	Gray	15	Garver	.500	Garver	4.45	Herbert	43	Garver	198.1
1954	Gromek	18	Gromek	16	Garver	.560	Gromek	2.74	Herbert	42	Gromek	252.2
1955	Hoelt	16	Garver	16	Hoelt	.696	Hoelt	2.99	Aber	39	Lary	235.0
1956	Lary	*21	Hoelt	14	Lary	.618	Lary	3.15	Foytack	43	Lary	*294.0
1957	Bunning	*20	Lary	16	Bunning	.714	Bunning	2.69	Bunning	45	Bunning	*267.1
									Maas	45		
1958	Lary	16	Lary	15	Bunning	.538	Lary	2.90	Aguirre	44	Lary	*260.1
1959	Bunning	17	Foytack	14	Mossi	.654	Mossi	3.36	Morgan	46	Bunning	249.2
	Lary	17										
	Mossi	17										
1960	Lary	15	Lary	15	Mossi	.529	Bunning	2.79	Sisler	41	Lary	*274.1
1961	Lary	23	Bunning	11	Lary	.719	Mossi	2.96	Aguirre	45	Lary	275.1
1962	Bunning	19	Mossi	13	Aguirre	.667	Aguirre	*2.21	Nischwitz	48	Bunning	258.0
1963	Regan	15	Aguirre	15	Regan	.625	Aguirre	3.67	Fox	44	Bunning	248.1
1964	Wickersham	19	Wickersham	12	Lolich	.667	Lolich	3.26	Lolich	46	Wickersham	254.0
1965	McLain	16	Wickersham	14	McLain	.727	McLain	2.61	Gladding	46	Lolich	243.2
1966	McLain	20	Lolich	14	Wilson	.684	Wilson	2.59	Sherry	55	McLain	264.1
			McLain	14								
1967	Wilson	22	McLain	16	Wilson	.667	Lolich	3.04	Gladding	42	Wilson	264.0
1968	McLain	*31	Wilson	12	McLain	*.838	McLain	1.96	Dobson	47	McLain	*336.0
1969	McLain	*24	Lolich	11	McLain	.727	McLain	2.80	Dobson	49	McLain	*325.0
1970	Lolich	14	Lolich	*19	Cain	.632	Lolich	3.80	Timmerman	61	Lolich	272.2
1971	Lolich	*25	Lolich	14	Coleman	.690	Lolich	2.92	Scherman	69	Lolich	*376.0
1972	Lolich	22	Coleman	14	Lolich	.611	Lolich	2.50	Seelbach	61	Lolich	327.1
			Lolich	14								
1973	Coleman	23	Coleman	15	Hiller	.667	Coleman	3.53	Hiller	65	Lolich	308.2
			Lolich	15								
1974	Hiller	17	Lolich	*21	Coleman	.538	Lolich	4.15	Hiller	59	Lolich	308.0
1975	Lolich	12	Coleman	18	Ruhle	.478	Lolich	3.78	Hiller	36	Lolich	240.2
			Lolich	18					Walker	36		
1976	Fidrych	19	Roberts	17	Fidrych	.679	Fidrych	*2.34	Hiller	56	Roberts	252.0
1977	Rozema	15	Arroyo	18	Rozema	.682	Rozema	3.09	Hiller	45	Rozema	218.1
1978	Slaton	17	Rozema	12	Billingham	.652	Rozema	3.14	Hiller	51	Slaton	233.2
			Wilcox	12								
1979	Morris	17	Wilcox	10	Morris	.708	Morris	3.28	Lopez	61	Morris	197.2
1980	Morris	16	Morris	15	Lopez	.684	Petry	3.94	Lopez	67	Morris	250.0
1981	Morris	14	Petry	9	Morris	.667	Petry	3.00	Saucier	38	Morris	198.0
			Wilcox	9								
1982	Morris	17	Morris	16	Petry	.625	Petry	3.22	Tobik	51	Morris	266.1
1983	Morris	20	Morris	13	Petry	.633	Morris	3.34	Lopez	57	Morris	*293.2
1984	Morris	19	Morris	11	Petry	.692	Petry	3.24	Hernandez	80	Morris	240.1
1985	Morris	16	Petry	13	Terrell	.600	Morris	3.33	Hernandez	74	Morris	257.0
1986	Morris	21	Terrell	12	King	.733	Morris	3.27	Hernandez	64	Morris	267.0
1987	Morris	18	Morris	11	Terrell	.630	Morris	3.38	Henneman	55	Morris	266.0
									King	55		
1988	Morris	15	Terrell	16	Robinson	.684	Robinson	2.98	Henneman	65	Morris	235.0
1989	Henneman	11	Alexander	*18	Henneman	.733	Tanana	3.58	Henneman	60	Tanana	223.2
1990	Morris	15	Morris	18	Tanana	.529	Morris	4.51	Henneman	69	Morris	249.2
1991	Gullickson	20	Terrell	14	Gullickson	.690	Tanana	3.77	Gibson	68	Gullickson	226.1
1992	Gullickson	14	Gullickson	13	Tanana	.542	Gullickson	4.34	Munoz	65	Gullickson	221.2
1993	Doherty	14	Doherty	11	Gullickson	.591	Wells	4.19	MacDonald	68	Moore	213.2
					Moore	.591						



# YEARLY TIGERS LEADERS

Year	Wins	Losses	Winning %	ERA	Appearances	Innings Pitched						
1994	Moore	11	Belcher	15	Boever	.818	Moore	5.42	Boever	46	Belcher	162.0
1995	Wells	10	Moore	15	Bergman	.412	Lira	4.31	Boever	60	Lira	146.1
1996	Olivares	7	Lira	14	Olivares	.389	Lira	5.22	Myers	83	Lira	194.2
1997	Blair	16	Moehler	12	Blair	.667	Thompson	3.02	Myers	88	Thompson	223.1
1998	Moehler	14	Thompson	15	Moehler	.519	Thompson	3.90	Runyan	88	Thompson	222.0
1999	Micki	14	Moehler	*16	Micki	.538	Micki	4.60	Brocail	70	Moehler	196.1
2000	Moehler	12	Weaver	15	Blair	.625	Weaver	4.32	Anderson	69	Weaver	200.0
2001	Sparks	14	Weaver	16	Sparks	.609	Sparks	3.65	Anderson	62	Sparks	232.0
2002	Redman	8	Sparks	16	Maroth	.375	Redman	4.21	Acovedo	65	Redman	203.0
2003	Sparks	8										
2003	Maroth	9	Maroth	21	Maroth	.300	Cornejo	4.67	Walker	78	Cornejo	194.2
2004	Robertson	12	Johnson	15	Robertson	.545	Maroth	4.31	Walker	70	Maroth	217.0
2005	Bonderman	14	Robertson	16	Bonderman	.519	Robertson	4.48	Walker	66	Johnson	210.0
2006	Maroth	14										
2006	Rogers	17	Robertson	13	Rogers	.680	Verlander	3.63	Rodney	63	Bonderman	214.0
2007	Verlander	18	Robertson	13	Verlander	.750	Verlander	3.66	Jones	63	Verlander	201.2
2008	Galarraga	13	Verlander	17	Galarraga	.650	Galarraga	3.73	Seay	60	Verlander	201.0
2009	Verlander	^19	Galarraga	10	Verlander	.679	Verlander	3.45	Rodney	73	Verlander	*240.0
2010	Verlander	18	Porcello	12	Verlander	.667	Verlander	3.37	Coke	74	Verlander	224.1
2011	Verlander	*24	Penny	11	Verlander	.828	Verlander	*2.40	Valverde	75	Verlander	*251.0
2012	Verlander	17	Porcello	12	Scherzer	.696	Verlander	2.64	Benoit	73	Verlander	*238.1
2013	Scherzer	*21	Verlander	12	Scherzer	*.875	Sanchez	*2.57	Benoit	66	Verlander	218.1
2014	Scherzer	^18	Porcello	13	Scherzer	.783	Scherzer	3.15	Albuquerque	72	Scherzer	220.1
2015	Simon	13	Simon	12	Simon	.520	Simon	5.05	Hardy	70	Simon	187.0
2016	Verlander	16	Sanchez	13	Verlander	.640	Verlander	3.04	J. Wilson	66	Verlander	227.2
2017	Fulmer	10	Zimmermann	13	Verlander	.556	Verlander	3.97	Greene	71	Verlander	172.0
2018	Verlander	10										
2018	Boyd	9	Boyd	13	Boyd	.409	Boyd	4.39	Jiménez	68	Boyd	170.1
2019	Boyd	9	Turnbull	17	Boyd	.429	Boyd	4.56	Farmer	73	Boyd	185.1
2020	Turnbull	4	Boyd	7	Turnbull	.500	Turnbull	3.97	Cisnero	29	Boyd	60.1

\*Led League; ^Tied for league lead

Year	Saves	Complete Games	Shutouts	HR Allowed	Walks	Strikeouts					
1901	--	Miller	35	Miller	3	Siever	98	Siever	85		
1902	--	Mercer	28	Mercer	4	Mercer	5	Mullin	95	Mullin	78
1903	--	Donovan	^34	Mullin	6	Kitson	8	Mullin	*106	Donovan	187
1904	--	Mullin	42	Mullin	7	Kitson	7	Mullin	*131	Mullin	161
1905	--	Mullin	^35	Killian	8	Mullin	4	Mullin	*138	Mullin	168
1906	--	Mullin	35	Donahue	3	Siever	5	Mullin	*108	Mullin	123
1907	--	Mullin	35	Mullin	5	Donovan	3	Mullin	106	Mullin	146
1908	--	Mullin	26	Donovan	6	Killian	3	Mullin	71	Donovan	141
1909	--	Mullin	29	Donovan	4	Willett	5	Mullin	78	Mullin	124
1910	--	Mullin	27	Mullin	5	Stroud	*9	Mullin	102	Donovan	107
1911	--	Mullin	25	Works	3	Mullin	7	Willett	80	Mullin	87
1912	--	Willett	28	Dubuc	2	Lake	3	Dubuc	109	Dubuc	97
1913	--	Dauss	22	Dauss	2	Willett	3	Dubuc	91	Dauss	107
1914	--	Dubuc	22								
1914	--	Coveleski	23	Coveleski	5	Coveleski	4	Coveleski	100	Dauss	150
1915	--	Dauss	27	Dubuc	5	Dubuc	5	Dauss	115	Coveleski	150
1916	--	Coveleski	22	Coveleski	3	Coveleski	6	Dauss	90	Coveleski	108
1917	--	Dauss	22	Dauss	6	Dauss	3	James	96	Dauss	102
1918	--	Dauss	21	Boland	4	Ehmke	3	Kallio	76	Dauss	73
1919	--	Dauss	22	Leonard	4	James	3	Ehmke	*107	Leonard	102
1920	--	Ehmke	23	Ayers	3	Dauss	11	Ehmke	124	Ayers	103
1921	--	Dauss	16	Leonard	3						
1921	--	Leonard	16	Four with	1	Ehmke	15	Dauss	81	Leonard	120
1922	--	Pillette	18	Pillette	4	Leonard	15	Ehmke	81		
1923	--	Dauss	22	Dauss	4	Oldham	14	Ehmke	101	Ehmke	108
1924	--	Whitehill	16	Whitehill	2	Holloway	12	Pillette	83	Dauss	105
1925	--	Dauss	16	Dauss	1	Johnson	12	Whitehill	79	Collins	75
1926	--	Gibson	16	Wells	4	Stoner	13	Whitehill	88	Whitehill	83
1927	--	Whitehill	17	Whitehill	3	Whitehill	11	Whitehill	79	Whitehill	109
1928	--	Carroll	19	Carroll	2	Holloway	10	Whitehill	*105	Whitehill	95
1929	--	Uhle	23	Five with	1	Stoner	16	Carroll	87	Whitehill	93
1930	--	Uhle	18	Sorrell	2	Whitehill	16	Sorrell	106	Whitehill	103
1931	--	Whitehill	22	Bridges	2	Uhle	18	Sorrell	106	Uhle	117
1932	--	Whitehill	17	Bridges	2	Whitehill	*22	Whitehill	118	Bridges	105
1933	--	Bridges	17	Bridges	4	Whitehill	17	Bridges	119	Bridges	108
1934	--	Bridges	23	Bridges	2	Sorrell	18	Bridges	110	Bridges	120
1935	--	Bridges	23	Rowe	3	Bridges	16	Bridges	104	Bridges	151
1936	--	Bridges	26	Rowe	6	Bridges	*22	Bridges	113	Bridges	*163
1937	--	Auker	19	Bridges	5	Bridges	21	Bridges	115	Bridges	*175
1938	--	Bridges	13	Auker	1	Lawson	17	Lawson	115	Bridges	138
1938	--	Gill	13	Auker	1	Gill	15	Kennedy	113	Bridges	101
		Gill	1								
		Poffenberger	1								

# YEARLY TIGERS LEADERS



Year	Saves	Complete Games	Shutouts	HR Allowed	Walks	Strikeouts
1939	--	Newsom 21	Newsom 3	Rowe 17	Newsom 104	Newsom 164
1940	--	Newsom 20	Newsom 3	Newsom 19	Newsom 100	Newsom 164
1941	--	Newsom 12	Newsom 2	Newsom 15	Newhouser 137	Newsom 175
1942	--	Trout 13	White 4	Trout 15	Newhouser 114	Benton 110
1943	--	Trout 18	Trout 5	Trucks 11	Newhouser *111	Newhouser 144
1944	--	Trout *33	Trout 7	Gentry 9	Gentry *108	Newhouser *187
1945	--	Newhouser *29	Newhouser 8	Mueller 8	Newhouser 110	Newhouser *212
1946	--	Newhouser 29	Newhouser 6	Trucks *23	Newhouser 98	Newhouser 275
1947	--	Newhouser *24	Hutchinson 3	Hutchinson 14	Newhouser 110	Newhouser 176
			Hutchinson 3	Trucks 14		
			Overmire 3			
1948	--	Newhouser 19	Newhouser 2	Hutchinson 32	Newhouser 99	Newhouser 143
			Trout 2			
1949	--	Newhouser 22	Trucks 2	Houtteman 19	Trucks 124	Trucks *153
			Trucks 6	Newhouser 19		
1950	--	Houtteman 21	Houtteman 4	Houtteman *29	Houtteman 99	Gray 102
1951	--	Gray 9	Hutchinson 2	Gray 17	Gray 95	Gray 131
		Hutchinson 9				
1952	--	Gray 13	Trucks 3	Gray 21	Gray 101	Gray 138
			Wight 3			
1953	--	Garver 13	Gromek 1	Gray *25	Gray 76	Gray 115
			Houtteman 1			
1954	--	Gromek 17	Gromek 4	Gromek *26	Garver 62	Hoefl 114
			Hoefl 4		Zuverink 62	
1955	--	Hoefl 17	Hoefl 7	Gromek *26	Lary 89	Hoefl 133
1956	--	Lary 20	Hoefl 4	Gromek 25	Foytack 142	Foytack 184
1957	--	Bunning 14	Lary 2	Bunning 33	Foytack 104	Bunning 182
			Maas 2			
1958	--	Lary ^19	Bunning 3	Bunning 28	Bunning 79	Bunning 177
			Lary 3			
1959	--	Mossi 15	Lary 3	Bunning *37	Bunning 75	Bunning *201
			Mossi 3			
1960	--	Lary *15	Bunning 3	Lary 25	Bunning 64	Bunning *201
1961	--	Lary *22	Bunning 4	Mossi 29	Bunning 71	Bunning 194
			Lary 4			
1962	--	Bunning 12	Aguirre 2	Bunning 28	Foytack 86	Bunning 184
			Bunning 2			
1963	--	Aguirre 14	Aguirre 3	Bunning *38	Bunning 69	Bunning 196
1964	--	Lolich 12	Lolich 6	Wickersham 28	Wickersham 81	Lolich 192
1965	--	McLain 13	McLain 4	McLain 25	Sparma 75	Lolich 226
1966	--	McLain 14	McLain 4	McLain *42	McLain 104	McLain 192
1967	--	Wilson 12	Lolich 6	McLain *35	Wilson 92	Wilson 184
1968	--	McLain *28	McLain 6	McLain *31	Sparma 77	McLain 280
1969	McMahon 11	McLain 23	McLain 9	McLain 25	Lolich 122	Lolich 271
1970	Timmerman 27	Lolich 13	Lolich 3	Niekro 28	Lolich 109	Lolich 230
1971	Scherman 20	Lolich *29	Lolich 4	Coleman 36	Coleman 96	Lolich *308
1972	Seelbach 14	Lolich 23	Lolich 4	Lolich *29	Coleman 110	Lolich 250
1973	Hiller 38	Lolich 17	Lolich 3	Lolich 35	Coleman 93	Lolich 214
1974	Hiller 13	Lolich 27	Lolich 3	Lolich *38	Coleman 158	Lolich 202
1975	Hiller 14	Lolich 19	Ruhle 3	Coleman 27	Coleman 85	Lolich 139
1976	Hiller 13	Fidrych *24	Fidrych 4	Ruhle 19	Hiller 67	Hiller 117
			Roberts 4			
1977	Foucault 13	Rozema 16	Arroyo 1	Rozema 25	Hiller 61	Hiller 115
			Fidrych 1			
			Rozema 1			
1978	Hiller 15	Wilcox 16	Billingham 4	Slaton 27	Slaton 85	Wilcox 132
1979	Lopez 21	Morris 9	Morris 1	Morris 19	Wilcox 73	Morris 113
			Rozema 1			
1980	Lopez 21	Wilcox 13	Petry 3	Wilcox 24	Morris 87	Morris 112
1981	Saucier 13	Morris 15	Petry 2	Morris 14	Morris *78	Morris 97
			Rozema 2			
1982	Tobik 9	Morris 17	Morris 3	Morris 37	Petry 100	Morris 135
1983	Lopez 18	Morris 20	Petry 2	Petry *37	Petry 99	Morris *232
			Wilcox 2			
1984	Hernandez 32	Morris 9	Petry 2	Petry 21	Morris 87	Morris 148
1985	Hernandez 31	Morris 13	Morris 4	Petry 24	Morris 110	Morris 191
1986	Hernandez 24	Morris 15	Morris 6	Morris 40	Terrell 98	Morris 223
1987	King 9	Morris 13	Alexander 3	Morris 39	Terrell 94	Morris 208
			Tanana 3			
1988	Henneman 22	Terrell 11	Morris 2	Alexander 30	Morris 83	Morris 168
1989	Hernandez 15	Morris 10	Alexander 1	Alexander 28	Alexander 76	Tanana 147
			Robinson 1			
			Tanana 1			
1990	Henneman 22	Morris ^11	Morris 3	Morris 26	Morris 97	Morris 162
1991	Henneman 21	Terrell 8	Tanana 2	Tanana 26	Terrell 79	Tanana 107
			Terrell 2			
1992	Henneman 24	Gullickson 4	Gullickson 1	Gullickson *35	Tanana 90	Tanana 91
			Haas 1			
1993	Henneman 24	Moore 4	Moore 3	Moore *35	Moore 89	Wells 139
1994	Henneman 8	Wells 5	Wells 1	Moore 27	Moore *89	Belcher 76
1995	Henneman 18	Wells 3	Bergman 1	Moore 24	Moore 68	Lira 89
1996	Olson 8	Olivares 4	Lira 2	Lira 30	Williams 85	Lira 113
1997	Jones 31	Thompson 4	Olivares 2	Moehler 22	Thompson 66	Thompson 151
1998	Jones 28	Thompson 5	Moehler 3	Moehler 30	Thompson 79	Thompson 149
1999	Jones 30	Mlicki 2	Moehler 2	Blair 29	Mlicki 70	Mlicki 119
		Moehler 2				



# YEARLY TIGERS LEADERS

Year	Saves	Complete Games	Shutouts	HR Allowed	Walks	Strikeouts						
2000	Jones	42	Moehler Weaver	2 2	Sparks	1	Nomo	31	Nomo	89	Nomo	181
2001	Anderson	22	Sparks	*8	Sparks	1	Lima	23	Weaver	68	Weaver	152
2002	Acevedo	28	Redman Sparks Weaver	3 3 3	Weaver	3	Sparks	23	Sparks	67	Redman	109
2003	German	5	Cornejo	2	None		Maroth	34	Bonderman Cornejo	58 58	Bonderman	108
2004	Mears Urbina	5 21	Bonderman Johnson Maroth	2 2 2	Bonderman	*2	Robertson	30	Bonderman	73	Bonderman	168
2005	Rodney Urbina	9 9	Bonderman	4	None		Maroth	30	Robertson	65	Bonderman	145
2006	Jones	37	Robertson Verlander	1 1	Verlander	1	Robertson	29	Robertson	67	Bonderman	202
2007	Jones	38	Verlander	1	Verlander	1	Bonderman	23	Verlander	67	Verlander	183
2008	Jones	18	Verlander	1	None		Galarrraga	28	Verlander	87	Verlander	163
2009	Rodney	37	Verlander	3	Verlander	1	Jackson	27	Jackson	70	Verlander	*269
2010	Valverde	26	Verlander	4	Galarrraga	1	Bonderman	25	Verlander	71	Verlander	219
2011	Valverde	*49	Verlander	4	Verlander	2	Scherzer	29	Penny	62	Verlander	*250
2012	Valverde	35	Verlander	*6	Fister Sanchez Verlander	1 1 1	Scherzer	23	Scherzer Verlander	60 60	Verlander	*239
2013	Benoit	24	Fister Porcello Sanchez	1 1 1	Sanchez	1	Verlander	19	Verlander	75	Scherzer	240
2014	Nathan	35	Porcello	3	Porcello	*3	Porcello Scherzer Verlander	18 18 18	Verlander	65	Scherzer	252
2015	Soria	23	Price	3	Price Sanchez Simon Verlander	1 1 1 1	Sanchez	29	Simon	68	Price Sanchez	138 138
2016	Rodríguez	44	Verlander	2	Fulmer	1	Sanchez Verlander	30 30	Verlander	57	Verlander	*254
2017	J. Wilson	13	Boyd Fulmer	1 1	Boyd	1	Zimmermann	29	Verlander	67	Verlander	176
2018	Greene	32	None	None	None		Zimmermann	28	Liriano	73	Boyd	159
2019	Greene	22	None	None	None		Boyd	39	Turnbull	59	Boyd	238
2020	Jimenez	5	Boyd	1	None		Boyd	15	Turnbull	29	Boyd	60

\*Led League; \*Tied for league lead

## TIGERS WITH 100-OR-MORE RUNS SCORED

1901	Jimmy Barrett	110	1924	Ty Cobb	115	Charlie Gehringer	133	1985	Lou Whitaker	102	
	Doc Casey	105		Harry Heilmann	107	Pete Fox	116	1986	Alan Trammell	107	
1907	Sam Crawford	102	1925	Al Wingo	104	Gee Walker	105	1987	Lou Whitaker	110	
	Davy Jones	101	1927	Charlie Gehringer	110	1938	Hank Greenberg	144	Alan Trammell	109	
1908	Matty McIntyre	105		Harry Heilmann	106		Charlie Gehringer	133	1990	Cecil Fielder	104
	Sam Crawford	102		Heinie Manush	102	1939	Barney McCosky	120	1991	Cecil Fielder	102
1909	Ty Cobb	116	1928	Charlie Gehringer	108		Hank Greenberg	112	1992	Tony Phillips	114
	Donie Bush	114	1929	Charlie Gehringer	131	1940	Hank Greenberg	129	1993	Tony Phillips	113
1910	Ty Cobb	106		Roy Johnson	128		Barney McCosky	123	1997	Brian Hunter	112
1911	Ty Cobb	147		Dale Alexander	110		Charlie Gehringer	108		Tony Clark	105
	Donie Bush	126	1930	Charlie Gehringer	144		Rudy York	105	2000	Bobby Higginson	104
	Sam Crawford	109	1931	Roy Johnson	107	1946	Eddie Lake	105	2006	Carlos Guillen	100
1912	Ty Cobb	120	1932	Charlie Gehringer	112	1950	George Kell	114	2007	Curtis Granderson	122
	Donie Bush	107		John Stone	106		Johnny Lipon	104		Magglio Ordonez	117
1915	Ty Cobb	144	1933	Charlie Gehringer	103		Jerry Priddy	104		Gary Sheffield	107
	Ossie Vitt	116	1934	Charlie Gehringer	134		Hoot Evers	100		Placido Polanco	105
1916	Ty Cobb	113		Hank Greenberg	118	1955	Al Kaline	121	2008	Curtis Granderson	112
1917	Donie Bush	112		Billy Rogell	114		Bill Tuttle	102	2010	Miguel Cabrera	111
	Ty Cobb	107		Goose Goslin	106		Harvey Kuenn	101		Austin Jackson	103
1921	Ty Cobb	124		Pete Fox	101	1959	Eddie Yost	115	2011	Miguel Cabrera	111
	Harry Heilmann	114	1935	Charlie Gehringer	123	1961	Rocky Colavito	129	2012	Miguel Cabrera	109
	Bobby Veach	110		Hank Greenberg	121		Norm Cash	119		Austin Jackson	103
	Lu Blue	103		Pete Fox	116		Al Kaline	116	2013	Miguel Cabrera	103
1922	Lu Blue	131	1936	Charlie Gehringer	144	1977	Ron LeFlore	100	2014	Miguel Cabrera	101
1923	Harry Heilmann	121		Goose Goslin	122	1978	Ron LeFlore	126		Ian Kinsler	100
	Ty Cobb	103		Gee Walker	105	1979	Ron LeFlore	110	2016	Ian Kinsler	117
	Lu Blue	100	1937	Hank Greenberg	137	1980	Alan Trammell	107			



# YEARLY TIGERS LEADERS



## TIGERS WITH 200-OR-MORE HITS

1907	Ty Cobb	212	Bobby Veach	202	1935	Hank Greenberg	201	1953	Harvey Kuenn	209	
1909	Ty Cobb	216	1923	Harry Heilmann	211	1935	Hank Greenberg	203	1954	Harvey Kuenn	201
1911	Ty Cobb	248	1924	Ty Cobb	211		Charlie Gehringer	201	1955	Al Kaline	200
	Sam Crawford	217	1925	Harry Heilmann	225	1936	Charlie Gehringer	227	1977	Ron LeFlore	212
1912	Ty Cobb	226	1927	Harry Heilmann	201	1937	Gee Walker	213	1983	Lou Whitaker	206
1915	Ty Cobb	208	1929	Dale Alexander	215		Charlie Gehringer	209	1987	Alan Trammell	205
1916	Ty Cobb	201		Charlie Gehringer	215		Pete Fox	208	2007	Magglio Ordoñez	216
1917	Ty Cobb	225		Roy Johnson	201		Hank Greenberg	200		Placido Polanco	200
1921	Harry Heilmann	237	1930	Charlie Gehringer	201	1940	Barney McCosky	200	2012	Miguel Cabrera	205
	Bobby Veach	207	1933	Charlie Gehringer	204	1943	Dick Wakefield	200			
1922	Ty Cobb	211	1934	Charlie Gehringer	214	1950	George Kell	218			

## TIGERS WITH 40-OR-MORE DOUBLES

1911	Ty Cobb	47	1927	Harry Heilmann	50	1935	Hank Greenberg	46		Lou Whitaker	40
1915	Bobby Veach	40	1929	Charlie Gehringer	45	1936	Charlie Gehringer	60	2000	Deivi Cruz	46
1917	Ty Cobb	44		Roy Johnson	45		Gee Walker	55		Bobby Higginson	44
1919	Bobby Veach	45		Dale Alexander	43	1937	Hank Greenberg	49	2006	Carlos Guillen	41
1921	Harry Heilmann	43		Harry Heilmann	41		Gee Walker	42	2007	Magglio Ordoñez	54
	Bobby Veach	43	1930	Charlie Gehringer	47		Charlie Gehringer	40	2010	Miguel Cabrera	45
1922	Ty Cobb	42		Marty McManus	40	1939	Hank Greenberg	42	2011	Miguel Cabrera	48
1923	Ty Cobb	40	1931	Dale Alexander	47	1940	Hank Greenberg	50		Victor Martinez	40
	Harry Heilmann	44	1932	Charlie Gehringer	44		Rudy York	46	2012	Miguel Cabrera	40
1924	Harry Heilmann	45	1933	Charlie Gehringer	42	1950	George Kell	56	2014	Miguel Cabrera	52
1925	Harry Heilmann	40		Billy Rogell	42	1959	Harvey Kuenn	42		Ian Kinsler	40
	Frank O'Rourke	40	1934	Hank Greenberg	63	1961	Al Kaline	41	2018	Nicholas Castellanos	46
1926	Harry Heilmann	41		Charlie Gehringer	50	1983	Lance Parrish	42			

## TIGERS WITH 20-OR-MORE HOME RUNS

1922	Harry Heilmann	21		Norm Cash	26		Kirk Gibson	29		Tony Clark	31
1929	Dale Alexander	25		Rocky Colavito	22		Lance Parrish	28		Damion Easley	20
1930	Dale Alexander	20	1964	Dick McAuliffe	24		Lou Whitaker	21	2000	Bobby Higginson	30
1934	Hank Greenberg	26		Norm Cash	23	1986	Darrell Evans	29		Dean Palmer	29
1935	Hank Greenberg	36		Don Demeter	22		Kirk Gibson	28		Juan Gonzalez	22
1936	Goose Goslin	24	1965	Norm Cash	30		Lance Parrish	22	2003	Dmitri Young	29
1937	Hank Greenberg	40		Willie Horton	29		Alan Trammell	21		Craig Monroe	23
	Rudy York	35	1966	Norm Cash	32		Darnell Coles	20	2004	Carlos Pena	27
1938	Hank Greenberg	58		Al Kaline	29		Lou Whitaker	20		Carlos Guillen	20
	Rudy York	33		Willie Horton	27	1987	Darrell Evans	34	2005	Dmitri Young	21
	Charlie Gehringer	20		Dick McAuliffe	23		Matt Nokes	32		Craig Monroe	20
1939	Hank Greenberg	33	1967	Al Kaline	25		Alan Trammell	28	2006	Craig Monroe	28
	Rudy York	20		Norm Cash	22		Kirk Gibson	24		Brandon Inge	27
1940	Hank Greenberg	41		Dick McAuliffe	22		Chet Lemon	20		Marcus Thames	26
	Rudy York	33		Bill Freehan	20	1988	Darrell Evans	22		Magglio Ordoñez	24
1941	Rudy York	27	1968	Willie Horton	36	1989	Lou Whitaker	28	2007	Magglio Ordoñez	28
1942	Rudy York	21		Norm Cash	25	1990	Cecil Fielder	51		Gary Sheffield	25
1943	Rudy York	34		Bill Freehan	25	1991	Cecil Fielder	44		Curtis Granderson	23
1946	Hank Greenberg	44		Jim Northrup	21		Mickey Tettleton	31		Carlos Guillen	21
1947	Roy Cullenbine	24	1969	Willie Horton	28		Rob Deer	25	2008	Miguel Cabrera	37
1948	Pat Mullin	23		Jim Northrup	25		Lou Whitaker	23		Marcus Thames	25
1949	Vic Wertz	20		Norm Cash	22		Travis Fryman	21		Curtis Granderson	22
1950	Vic Wertz	27		Al Kaline	21	1992	Cecil Fielder	35		Magglio Ordoñez	21
	Hoot Evers	21	1970	Jim Northrup	24		Mickey Tettleton	32	2009	Miguel Cabrera	34
1951	Vic Wertz	27	1971	Norm Cash	32		Rob Deer	32		Curtis Granderson	30
1952	Walt Dropo*	23		Willie Horton	22		Travis Fryman	20		Brandon Inge	27
1953	Ray Boone**	22		Bill Freehan	21	1993	Mickey Tettleton	32	2010	Miguel Cabrera	38
1954	Ray Boone	20	1972	Norm Cash	22		Cecil Fielder	30	2011	Miguel Cabrera	30
1955	Al Kaline	27	1975	Willie Horton	25		Travis Fryman	22		Jhonny Peralta	21
	Ray Boone	20	1977	Jason Thompson	31	1994	Cecil Fielder	28	2012	Miguel Cabrera	44
1956	Charlie Maxwell	28		Rusty Staub	22		Kirk Gibson	23		Prince Fielder	30
	Al Kaline	27		Ben Oglivie	21	1995	Cecil Fielder	31	2013	Miguel Cabrera	44
	Ray Boone	25	1978	Jason Thompson	26		Chad Curtis	21		Prince Fielder	25
1957	Charlie Maxwell	24		Rusty Staub	24	1996	Tony Clark	27	2014	Victor Martinez	32
	Al Kaline	23	1979	Steve Kemp	26		Bobby Higginson	26		Miguel Cabrera	25
1958	Gail Harris	20		Champ Summers	20		Cecil Fielder^	26		J.D. Martinez	23
1959	Charlie Maxwell	31		Jason Thompson	20		Melvin Nieves	24	2015	J.D. Martinez	38
	Al Kaline	27	1980	Lance Parrish	24		Travis Fryman	22	2016	Miguel Cabrera	38
	Eddie Yost	21		Steve Kemp	21	1997	Tony Clark	32		Justin Upton	31
1960	Rocky Colavito	35	1982	Lance Parrish	32		Bobby Higginson	27		Ian Kinsler	28
	Charlie Maxwell	24		Larry Herndon	23		Damion Easley	22		Victor Martinez	27
1961	Rocky Colavito	45	1983	Lance Parrish	27		Travis Fryman	22		J.D. Martinez	22
	Norm Cash	41		Chet Lemon	24		Melvin Nieves	20	2017	Justin Upton	28
1962	Norm Cash	39		Larry Herndon	20	1998	Tony Clark	34		Nicholas Castellanos	26
	Rocky Colavito	37	1984	Lance Parrish	33		Damion Easley	27		Ian Kinsler	22
	Al Kaline	29		Kirk Gibson	27		Bobby Higginson	25	2018	Nicholas Castellanos	23
	Chico Fernandez	20		Chet Lemon	20		Luis Gonzalez	23			
1963	Al Kaline	27	1985	Darrell Evans	40	1999	Dean Palmer	28			

\* Also hit 6 HR for BOS; \*\*Also hit 4 HR for CLE; ^ Also hit 13 HR for NYY; & Also hit 7 HR for LAA; (HR with other clubs not included in totals)



# YEARLY TIGERS LEADERS

## TIGERS WITH 100-OR-MORE RBI

1907	Ty Cobb	116	1930	Dale Alexander	135	1950	Vic Wertz	123		Damion Easley	100
1908	Ty Cobb	101	1932	John Stone	108		Hoot Evers	103	1999	Dean Palmer	100
1909	Ty Cobb	107		Charlie Gehringer	107		George Kell	101	2000	Bobby Higginson	102
1910	Sam Crawford	120	1933	Charlie Gehringer	105	1955	Ray Boone	116		Dean Palmer	102
1911	Ty Cobb	144	1934	Hank Greenberg	139		Al Kaline	102	2006	Magglio Ordoñez	104
	Sam Crawford	115		Charlie Gehringer	127	1956	Al Kaline	128	2007	Magglio Ordoñez	139
1912	Sam Crawford	109		Billy Rogell	100	1961	Rocky Colavito	140		Carlos Guillen	100
1914	Sam Crawford	104		Goose Goslin	100		Norm Cash	132	2008	Miguel Cabrera	127
1915	Sam Crawford	112	1935	Hank Greenberg	170	1962	Rocky Colavito	112		Magglio Ordoñez	103
	Bobby Veach	112		Goose Goslin	109	1963	Al Kaline	101	2009	Miguel Cabrera	103
1917	Bobby Veach	103		Charlie Gehringer	108	1965	Willie Horton	104	2010	Miguel Cabrera	126
	Ty Cobb	102	1936	Goose Goslin	125	1966	Willie Horton	100	2011	Miguel Cabrera	105
1919	Bobby Veach	101		Charlie Gehringer	116	1977	Jason Thompson	105		Victor Martinez	103
1920	Bobby Veach	113		Al Simmons	112		Rusty Staub	101	2012	Miguel Cabrera	139
1921	Harry Heilmann	139		Mary Owen	105	1978	Rusty Staub	121		Prince Fielder	108
	Bobby Veach	128	1937	Hank Greenberg	183	1979	Steve Kemp	105	2013	Miguel Cabrera	137
	Ty Cobb	101		Gee Walker	113	1980	Steve Kemp	101		Prince Fielder	106
1922	Bobby Veach	126		Rudy York	103	1983	Lance Parrish	114	2014	Miguel Cabrera	109
1923	Harry Heilmann	115	1938	Hank Greenberg	146	1987	Alan Trammell	105		Victor Martinez	103
1924	Harry Heilmann	113		Rudy York	127	1990	Cecil Fielder	132	2015	J.D. Martinez	102
1925	Harry Heilmann	133		Charlie Gehringer	107	1991	Cecil Fielder	133	2016	Miguel Cabrera	108
	Ty Cobb	102	1939	Hank Greenberg	112	1992	Cecil Fielder	124	2017	Nicholas Castellanos	101
1926	Harry Heilmann	103	1940	Hank Greenberg	150	1993	Cecil Fielder	117			
1927	Harry Heilmann	120		Rudy York	134		Mickey Tettleton	110			
	Bob Fothergill	114	1941	Rudy York	111	1996	Travis Fryman	100			
1928	Harry Heilmann	107	1943	Rudy York	118	1997	Tony Clark	117			
1929	Dale Alexander	137	1946	Hank Greenberg	127		Travis Fryman	102			
	Harry Heilmann	120	1948	Hoot Evers	103		Bobby Higginson	101			
	Charlie Gehringer	106	1949	Vic Wertz	133	1998	Tony Clark	103			

## TIGERS STEALING 20-OR-MORE BASES

1901	Ducky Holmes	35		Tom Jones	22		Bobby Veach	21	1984	Kirk Gibson	29
	Doc Casey	34		Sam Crawford	20	1918	Ty Cobb	34	1985	Kirk Gibson	30
	Kid Gleason	32	1911	Ty Cobb	83		Bobby Veach	21	1986	Kirk Gibson	34
	Jimmy Barrett	26		Donie Bush	40	1919	Ty Cobb	28		Dave Collins	27
	Kid Elberfeld	24		Sam Crawford	37		Donie Bush	22		Alan Trammell	25
1902	Jimmy Barrett	24		George Moriarty	28	1921	Ty Cobb	22	1987	Kirk Gibson	26
	Doc Casey	22		Davy Jones	25	1924	Ty Cobb	23		Alan Trammell	21
	Dick Harley	20	1912	Delos Drake	20	1927	Johnny Neun	22	1988	Gary Pettis	44
1903	Jimmy Barrett	27		Ty Cobb	61		Jack Tavener	20	1989	Gary Pettis	43
1904	Sam Crawford	20		Sam Crawford	41	1928	Harry Rice	20	1991	Milt Cuyler	41
1905	Sam Crawford	22		Donie Bush	35	1929	Charlie Gehringer	27	1995	Chad Curtis	27
1906	Bill Coughlin	31		Baldy Louden	28		Roy Johnson	20	1996	Kimera Bartee	20
	Germany Schaefer	31	1913	George Moriarty	27	1930	Marty McManus	23	1997	Brian Hunter	74
	Matty McIntyre	29		Ty Cobb	52	1931	Roy Johnson	33		Damion Easley	28
	Sam Crawford	24		Donie Bush	44	1932	Gee Walker	30	1998	Brian Hunter	42
	Ty Cobb	23		George Moriarty	33	1933	Gee Walker	26	1999	Juan Encarnacion	33
	Davy Jones	21		Bobby Veach	22	1934	Jo Jo White	28	2001	Roger Cedeno	55
1907	Ty Cobb	49	1914	Ty Cobb	35		Pete Fox	25		Jose Macias	21
	Davy Jones	30		Donie Bush	35		Gee Walker	20		Bobby Higginson	20
	Germany Schaefer	21		George Moriarty	34	1937	Gee Walker	23	2003	Alex Sanchez*	44
	Claude Rossman	20		Sam Crawford	25	1939	Pete Fox	23	2005	Nook Logan	23
1908	Germany Schaefer	40		George Burns	23		Barney McCosky	20	2006	Carlos Guillen	20
	Ty Cobb	39	1915	Ty Cobb	96	1961	Jake Wood	30	2007	Curtis Granderson	26
	Matty McIntyre	20		Donie Bush	35	1962	Jake Wood	23		Gary Sheffield	22
1909	Ty Cobb	76		Oscar Vitt	26	1974	Ron LeFlora	23	2009	Curtis Granderson	20
	Donie Bush	53		Sam Crawford	24	1975	Ron LeFlora	28	2010	Austin Jackson	27
	George Moriarty	34	1916	Ty Cobb	68	1976	Ron LeFlora	58	2011	Austin Jackson	22
	Sam Crawford	30		Bobby Veach	24	1977	Ron LeFlora	39	2012	Quintin Berry	21
1910	Ty Cobb	65		Ralph Young	20	1978	Ron LeFlora	68	2014	Rajai Davis	36
	Donie Bush	49	1917	Ty Cobb	55	1979	Ron LeFlora	78	2015	Anthony Gose	23
	George Moriarty	33		Donie Bush	34		Lou Whitaker	20			
	Davy Jones	25				1983	Alan Trammell	30			

\*Also stole 8 bases with MIL (SB with other clubs not included in totals)

## TIGERS PITCHERS WINNING 20-OR-MORE GAMES

1901	Roscoe Miller	23-13	1915	Hooks Dauss	24-13	1944	Hal Newhouser	29-9	1969	Denny McLain	24-9
1905	Ed Killian	23-14		Harry Coveleski	22-13		Dizzy Trout	27-14	1971	Mickey Lolich	25-14
	George Mullin	21-21	1916	Harry Coveleski	21-11	1945	Hal Newhouser	25-9		Joe Coleman	20-9
1906	George Mullin	21-18	1919	Hooks Dauss	21-9	1946	Hal Newhouser	26-9	1972	Mickey Lolich	22-14
1907	Bill Donovan	25-4	1923	Hooks Dauss	21-13	1948	Hal Newhouser	21-12	1973	Joe Coleman	23-15
	Ed Killian	25-13	1934	Schoolboy Rowe	24-8	1956	Frank Lary	21-13	1983	Jack Morris	20-13
	George Mullin	20-20		Tommy Bridges	22-11		Billy Hoef	20-14	1986	Jack Morris	21-8
1908	Ed Summers	24-12	1935	Tommy Bridges	21-10	1957	Jim Bunning	20-8	1991	Bill Gullettison	20-9
1909	George Mullin	29-9	1936	Tommy Bridges	23-11	1961	Frank Lary	23-9	2011	Justin Verlander	24-5
	Ed Willett	21-10	1939	Bobo Newsom	20-11	1966	Denny McLain	20-14	2013	Max Scherzer	21-3
1910	George Mullin	21-12	1940	Bobo Newsom	21-5	1967	Earl Wilson	22-11			
1914	Harry Coveleski	22-12	1943	Dizzy Trout	20-12	1968	Denny McLain	31-6			

# TIGERS STATISTICAL LEADERS



## TIGERS PITCHERS WITH 20-OR-MORE SAVES

1970 Tom Timmerman	27	1988 Mike Henneman	22	2000 Todd Jones	42	2011 Jose Valverde	49
1971 Fred Scherman	20	1990 Mike Henneman	22	2001 Matt Anderson	22	2012 Jose Valverde	35
1973 John Hiller	38	1991 Mike Henneman	21	2002 Juan Acevedo	28	2013 Joaquin Benoit	24
1979 Aurelio Lopez	21	1992 Mike Henneman	24	2004 Ugueth Urbina	21	2014 Joe Nathan	35
1980 Aurelio Lopez	21	1993 Mike Henneman	24	2006 Todd Jones	37	2015 Joakim Soria	23
1984 Guillermo Hernandez	32	1997 Todd Jones	31	2007 Todd Jones	38	2016 Francisco Rodriguez	44
1985 Guillermo Hernandez	31	1998 Todd Jones	28	2009 Fernando Rodney	37	2018 Shane Greene	32
1986 Guillermo Hernandez	24	1999 Todd Jones	30	2010 Jose Valverde	26	2019 Shane Greene	22

## TIGERS PITCHERS WITH 200-OR-MORE STRIKEOUTS

1945 Hal Newhouser	212	1971 Mickey Lolich	308	1986 Jack Morris	223	2013 Max Scherzer	240
1946 Hal Newhouser	275	Joe Coleman	236	1987 Jack Morris	208	Justin Verlander	217
1959 Jim Bunning	201	1972 Mickey Lolich	250	2006 Jeremy Bonderman	202	Anibal Sanchez	202
1960 Jim Bunning	201	Joe Coleman	222	2009 Justin Verlander	269	2014 Max Scherzer	252
1965 Mickey Lolich	226	1973 Mickey Lolich	214	2010 Justin Verlander	219	2016 Justin Verlander	254
1968 Denny McLain	280	Joe Coleman	202	2011 Justin Verlander	250	2019 Matthew Boyd	238
1969 Mickey Lolich	271	1974 Mickey Lolich	202	2012 Justin Verlander	239		
1970 Mickey Lolich	230	1983 Jack Morris	232	Max Scherzer	231		

## TIGERS LEAGUE LEADERS

### AMERICAN LEAGUE BATTING CHAMPIONS

1907 Ty Cobb	.350	1913 Ty Cobb	.390	1921 Harry Heilmann	.394	1949 George Kell	.343	2012 Miguel Cabrera	.330
1908 Ty Cobb	.324	1914 Ty Cobb	.368	1923 Harry Heilmann	.403	1955 Al Kaline	.340	2013 Miguel Cabrera	.348
1909 Ty Cobb	.377	1915 Ty Cobb	.369	1925 Harry Heilmann	.393	1959 Harvey Kuenn	.353	2015 Miguel Cabrera	.338
1910 Ty Cobb	.385	1917 Ty Cobb	.383	1926 Heinie Manush	.378	1961 Norm Cash	.361		
1911 Ty Cobb	.420	1918 Ty Cobb	.382	1927 Harry Heilmann	.398	2007 Magglio Ordoñez	.363		
1912 Ty Cobb	.410	1919 Ty Cobb	.384	1937 Charlie Gehringer	.371	2011 Miguel Cabrera	.344		

### AMERICAN LEAGUE HOME RUN CHAMPIONS

1908 Sam Crawford	7	1938 Hank Greenberg	58	1946 Hank Greenberg	44	1990 Cecil Fielder	51	2008 Miguel Cabrera	37
1909 Ty Cobb	9	1940 Hank Greenberg	41	1985 Darrell Evans	40	1991 Cecil Fielder	*44	2012 Miguel Cabrera	44
1935 Hank Greenberg	*36	1943 Rudy York	34						

### AMERICAN LEAGUE RBI CHAMPIONS

1907 Ty Cobb	116	1914 Sam Crawford	104	1935 Hank Greenberg	170	1946 Hank Greenberg	127	1992 Cecil Fielder	124
1908 Ty Cobb	101	1915 Sam Crawford	*112	1937 Hank Greenberg	183	1955 Ray Boone	*116	2010 Miguel Cabrera	126
1909 Ty Cobb	107	Bobby Veach	*112	1940 Hank Greenberg	150	1990 Cecil Fielder	132	2012 Miguel Cabrera	139
1910 Sam Crawford	120	1917 Bobby Veach	103	1943 Rudy York	118	1991 Cecil Fielder	133		
1911 Ty Cobb	144	1918 Bobby Veach	78						

### AMERICAN LEAGUE VICTORY LEADERS

1909 George Mullin	29	1945 Hal Newhouser	25	1957 Jim Bunning	*20	1971 Mickey Lolich	25	2011 Justin Verlander	24
1936 Tommy Bridges	23	1946 Hal Newhouser	*26	1967 Earl Wilson	*22	1981 Jack Morris	*14	2013 Max Scherzer	21
1943 Dizzy Trout	*20	1948 Hal Newhouser	21	1968 Denny McLain	31	1991 Bill Gullickson	*20	2014 Max Scherzer	*18
1944 Hal Newhouser	29	1956 Frank Lary	21	1969 Denny McLain	24	2009 Justin Verlander	*19		

### AMERICAN LEAGUE ERA CHAMPIONS

1944 Dizzy Trout	2.12	1946 Hal Newhouser	1.94	1976 Mark Fidrych	2.34	2011 Justin Verlander	2.40	2013 Anibal Sanchez	2.57
1945 Hal Newhouser	1.81	1962 Hank Aguirre	2.21						

### AMERICAN LEAGUE STRIKEOUT LEADERS

1935 Tommy Bridges	163	1945 Hal Newhouser	212	1960 Jim Bunning	201	2009 Justin Verlander	269	2012 Justin Verlander	239
1936 Tommy Bridges	175	1949 Virgil Trucks	153	1971 Mickey Lolich	308	2011 Justin Verlander	250	2016 Justin Verlander	254
1944 Hal Newhouser	187	1959 Jim Bunning	201	1983 Jack Morris	232				

\*Tied for league lead

### TRIPLE CROWN WINNERS

#### **Ty Cobb • 1909** **.377 BA, 9 HR, 107 RBI**

Batting average, home runs and RBI led the Major Leagues. Also led the Majors with 216 hits, a .517 slugging percentage, 296 total bases and 76 stolen bases. Became the second American League player and fifth overall to win the Triple Crown.

#### **Miguel Cabrera • 2012** **.330 BA, 44 HR, 139 RBI**

Batting average, home runs and RBI led the Major Leagues. Also led the Majors with 84 extra-base hits and 377 total bases. Became the ninth American League player and 12th player in Major League history to win the Triple Crown.

#### **Hal Newhouser • 1945** **25 Wins, 1.81 ERA, 212 Strikeouts**

Wins, ERA and strikeouts led the Major Leagues. Also led the Majors with 29 complete games, eight shutouts and 313.1 innings pitched. Became the sixth American League pitcher to win the Triple Crown.

#### **Justin Verlander • 2011** **24 Wins, 2.40 ERA, 250 Strikeouts**

Wins, ERA and strikeouts led the Major Leagues. Also led the Majors with 251.0 innings pitched. Became the 10th American League pitcher to win the Triple Crown.



# TIGERS ATTENDANCE

## YEARLY ATTENDANCE TOTALS, 1959-2019

Season	Home (Dates)	Home Avg.	Road (Dates)	Road Avg.	Total
1959	1,221,221 (74)	16,502	1,048,287 (72)	14,559	2,269,508
1960	1,167,669 (66)	17,691	1,069,673 (68)	15,730	2,237,342
1961	1,600,710 (62)	25,817	1,218,710 (76)	16,035	2,819,420
1962	1,207,881 (74)	16,322	1,060,976 (76)	13,960	2,268,857
1963	821,952 (71)	11,576	863,707 (74)	11,671	1,685,659
1964	816,139 (65)	12,555	882,254 (71)	12,426	1,698,393
1965	1,029,645 (67)	15,367	782,974 (71)	11,027	1,812,619
1966	1,124,293 (70)	16,061	1,079,938 (71)	15,210	2,204,231
1967	1,447,143 (67)	21,599	1,139,121 (69)	16,509	2,586,264
1968	2,031,847 (73)	27,833	1,351,605 (73)	18,515	3,383,452
1969	1,577,481 (77)	20,486	1,104,752 (74)	14,929	2,682,233
1970	1,501,293 (75)	20,017	1,105,797 (77)	14,631	2,607,090
1971	1,591,073 (77)	20,663	1,072,883 (74)	14,498	2,663,956
1972	1,892,386 (74)	25,572	1,061,515 (69)	15,384	2,953,901
1973	1,724,146 (78)	22,104	1,308,188 (77)	16,989	3,032,334
1974	1,243,080 (75)	16,574	1,048,341 (78)	13,440	2,291,421
1975	1,058,836 (74)	14,308	932,102 (72)	12,945	1,990,938
1976	1,467,020 (74)	19,824	1,308,570 (76)	17,218	2,775,590
1977	1,359,856 (75)	18,131	1,435,750 (73)	19,667	2,795,606
1978	1,714,893 (76)	22,564	1,426,249 (75)	19,016	3,141,142
1979	1,630,929 (75)	21,745	1,548,897 (73)	21,217	3,179,826
1980	1,785,293 (76)	23,490	1,446,946 (76)	19,038	3,232,239
1981	1,149,144 (54)	21,280	858,009 (53)	16,188	2,007,153
1982	1,636,058 (76)	21,527	1,610,612 (75)	21,474	3,246,670
1983	1,829,636 (76)	24,074	1,793,315 (76)	23,596	3,622,951
1984	2,704,794 (76)	35,589	2,160,289 (77)	28,055	4,865,083
1985	2,286,609 (79)	28,944	1,985,780 (79)	25,136	4,272,389
1986	1,899,437 (77)	24,668	1,821,142 (80)	22,764	3,720,579
1987	2,061,830 (80)	25,772	2,018,317 (79)	25,548	4,080,147
1988	2,081,162 (79)	26,343	2,247,436 (80)	28,092	4,328,598
1989	1,543,656 (79)	19,539	2,165,594 (80)	27,069	3,709,250
1990	1,495,785 (80)	18,697	2,134,797 (81)	26,355	3,630,582
1991	1,641,661 (80)	20,520	2,396,528 (79)	30,335	4,038,189
1992	1,423,963 (78)	18,255	2,325,797 (80)	29,072	3,749,760
1993	1,971,421 (81)	24,338	2,387,312 (78)	30,606	4,358,733
1994	1,184,783 (57)	20,785	1,801,889 (55)	32,761	2,986,672
1995	1,180,979 (71)	16,633	1,879,779 (71)	26,475	3,060,758
1996	1,168,610 (81)	14,427	2,074,472 (80)	25,930	3,243,082
1997	1,365,157 (79)	17,280	2,202,386 (80)	27,529	3,567,543
1998	1,409,391 (79)	17,840	2,128,990 (79)	26,949	3,538,381
1999	2,026,441 (81)	25,018	2,156,145 (80)	26,952	4,182,586
2000	2,533,752 (81)	31,281	2,110,536 (81)	26,056	4,644,288
2001	1,921,305 (81)	24,016	2,213,272 (81)	27,666	4,134,577
2002	1,503,623 (80)	18,795	2,033,451 (81)	25,104	3,537,074
2003	1,368,245 (80)	17,103	1,960,621 (81)	24,205	3,328,866
2004	1,917,004 (80)	23,963	2,188,739 (80)	27,359	4,105,743
2005	2,024,485 (80)	25,306	2,081,872 (79)	26,353	4,106,357
2006	2,595,937 (81)	32,049	2,364,269 (81)	29,189	4,960,206
2007	3,047,139 (81)	37,619	2,498,851 (81)	30,850	5,545,990
2008	3,202,645 (81)	39,539	2,344,660 (80)	29,308	5,547,305
2009	2,567,185 (81)	31,694	2,429,043 (82)	29,622	4,996,228
2010	2,461,237 (81)	30,386	2,346,491 (79)	29,702	4,807,728
2011	2,642,045 (81)	32,618	2,237,967 (81)	27,629	4,880,012
2012	3,028,033 (81)	37,383	2,473,687 (81)	30,539	5,501,720
2013	3,083,397 (81)	38,067	2,269,944 (81)	28,024	5,353,341
2014	2,917,209 (81)	36,015	2,332,847 (81)	28,801	5,250,056
2015	2,726,048 (81)	33,655	2,347,842 (79)	29,720	5,073,890
2016	2,493,859 (80)	31,173	2,293,425 (81)	28,314	4,787,284
2017	2,321,599 (81)	28,662	2,138,026 (80)	26,725	4,459,625
2018	1,856,970 (80)	23,212	2,092,634 (80)	26,158	3,949,604
2019	1,501,430 (80)	18,768	1,961,280 (79)	24,826	3,462,710

### HITTING STREAKS BY TIGERS ROOKIES

A pair of Tigers rookies, Carlos Peña and Omar Infante, each strung together 12-game hitting streaks in 2002. They became just the ninth and 10th rookies, respectively, to post hitting streaks of 12-games-or-longer over the last 59 years for the Tigers. Glenn Wilson tops the list with a 19-game hitting streak in 1982. The complete list since 1953 follows:

Player	Streak	Date	Year
Glenn Wilson	19 games	August 13-September 5	1982
Leon Roberts	17 games	April 13-May 16	1975
Harvey Kuenn	15 games	August 29-September 9	1953
Milt Cuyler	15 games	August 30-September 15	1991
Rick Peters	14 games	August 26-September 8	1980
Harvey Kuenn	13 games	August 7-19	1953
Coot Veal	13 games	August 14-27	1958
Dan Meyer	13 games	June 27-July 9	1975
Carlos Peña	12 games	September 8-21	2002
Omar Infante	12 games	September 13-27	2002

# TIGERS ATTENDANCE



## TIGERS ATTENDANCE RECORDS

Category	Date	Total	Note
Season Total	2008	5,547,305	Finished 5th in AL Central
Home	2008	3,202,645	Finished 5th in AL Central
Road	2007	2,498,851	Finished 2nd in AL Central
Opening Day	4/6/1971	54,089	vs. Cleveland
Single Game	9/26/1948	57,888	vs. Cleveland
Night Game	8/9/1948	56,586	vs. Cleveland
Smallest Single Game	9/24/1928	404	vs. Boston
Smallest Night Game	8/20/1964	2,173	vs. Los Angeles (AL)
Doubleheader	7/20/1947	58,369	vs. New York (AL)
Tw-Night Doubleheader	6/27/1961	57,271	vs. Chicago
ALDS Game	10/7/2013	43,973	vs. Oakland
ALCS Game	10/5/1984	52,188	vs. Kansas City
World Series Game	10/6/1940	55,189	vs. Cincinnati
All-Star Game	7/8/1941	54,674	AL 7, NL 5

### TOP 10 CROWDS - COMERICA PARK

Rank	Total	Date	Opponent
1	45,280	7/26/2008	Chicago (AL)
2	45,068	3/31/2014	Kansas City
3	45,051	4/5/2013	New York (AL)
4	45,049	4/8/2016	New York (AL)
5	45,030	4/6/2015	Minnesota
6	45,027	4/5/2012	Boston
7	45,010	4/9/2010	Cleveland
8	44,934	3/31/2008	Kansas City
9	44,846	9/24/2011	Baltimore
10	44,799	4/8/2011	Kansas City

### TOP 10 CROWDS - TIGER STADIUM

Rank	Total	Date	Opponent
1	58,369	7/20/1947	New York (AL) (dh)
2	57,888	9/26/1948	Cleveland
3	57,271	6/27/1961	Chicago (AL) (tn)
4	57,235	8/18/1946	St. Louis (dh)
5	57,149	4/28/1946	Cleveland
6	57,130	5/19/1946	Boston (dh)
7	56,787	6/8/1947	Boston
8	56,586	8/9/1948	Cleveland (n)
9	56,548	9/16/1950	New York (AL)
10	56,367	5/30/1947	St. Louis (dh)

## ATTENDANCE RECORDS BY OPPONENT

Opponent	Total	At Home		Note	Total	On the Road	
		Date	Note			Date	Note
Arizona	43,163	6/25/2011	SAT/N**	48,804	5/17/2008	SUN	
Atlanta	42,881	4/27/2013	N**	51,220	10/2/2016	N	
Baltimore	53,959	7/12/1970	DH	51,764	6/10/1984	DH	
Boston	57,130	5/19/1946	DH	46,995	8/19/1934	DH	
Chicago (AL)	57,271	6/27/1961	TN	47,795	7/12/1979	TN	
Chicago (NL)	42,332	6/25/2009	**	42,292	6/14/2012		
Cincinnati	43,128	5/20/2006	SAT/N**	42,443	6/9/2012	SAT	
Cleveland	57,888	9/26/1948	SUN	78,187	7/2/1950	SUN	
Colorado	42,811	8/2/2014	SAT/N**	49,015	6/19/2011	SUN	
Houston	40,315	5/15/2013	**	41,177	7/17/1999	SAT	
Kansas City	51,041	7/9/1976	N	41,251	8/5/1985	N	
Los Angeles (AL)	52,682	6/14/1970	SUN	59,502	6/8/1991	SUN	
Los Angeles (NL)	42,348	6/14/2008	SAT**	53,231	4/8/2014	N	
Miami	38,524	6/12/2004	SAT/N**	36,911	4/5/2016	OD	
Milwaukee	51,473	4/7/1989	OD	54,630	7/6/1979	N	
Minnesota	52,622	6/17/1973	SUN	54,088	10/6/2009		
New York (AL)	58,404	8/22/1943	SUN/DH	79,000	8/14/1934	DH	
New York (NL)	42,364	6/9/2007	SAT/N	40,691	5/25/2019	SAT	
Oakland	53,565	7/25/1971	DH	53,498	4/3/2000	OD	
Philadelphia	42,317	7/26/2013	FRI/N**	45,537	6/17/2007	SUN	
Pittsburgh	42,953	5/19/2012	SAT**	39,933	4/13/2015	HO	
St. Louis	44,446	6/24/2008	N**	47,716	6/12/1999	SAT/N	
San Diego	21,895	6/15/2005	N**	42,182	4/12/2014	SAT/N	
San Francisco	38,983	7/2/2011	SAT/N**	41,554	6/6/2003	FRI/N	
Seattle	44,207	5/27/1977	N	57,118	5/31/1997	SAT/N	
Tampa Bay	45,768	4/7/1998	HO	45,369	3/31/1998	OD	
Texas	51,504	4/12/1988	HO	48,303	8/11/2012	SAT/N	
Toronto	52,528	4/7/1978	OD	50,532	7/31/1993	SAT	
Washington	41,880	7/30/2013	N**	35,695	5/11/2016	N	

Notes: \*\*-Comerica Park; DH-Doubleheader; TN-Twi-Night Doubleheader; N-Night Game; OD-Opening Day; HO-Home Opener

HISTORY & RECORDS



# TIGERS ALL-TIME MANAGERS

## MANAGERS

Years	Manager	Seasons	Games	W	L	Pct.
1901	George Stallings	1	135	74	61	.548
1902	Frank Dwyer	1	135	52	83	.385
1903-04	Ed Barrow	2	214	97	117	.453
1904*	Bobby Lowe	1	74	30	44	.405
1905-06	Bill Armour	2	302	150	152	.497
1907-20	Hughie Jennings	14	2103	1131	972	.538
1921-26	Ty Cobb	6	923	479	444	.519
1927-28	George Moriarty	2	207	150	157	.489
1929-33; 1955-56	Bucky Harris	7	1073	516	557	.481
1933*; 1938-42	Del Baker	6	675	358	317	.530
1934-38	Mickey Cochrane	5	710	413	297	.582
1943-48	Steve O'Neill	6	923	509	414	.551
1949-52	Red Rolfe	4	534	278	256	.521
1952-54	Fred Hutchinson	3	390	155	235	.397
1957-58	Jack Tighe	2	203	99	104	.488
1958*-59	Bill Norman	2	122	58	64	.475
1959-60	Jimmy Dykes	2	233	118	115	.506
1960*	Billy Hitchcock	1	1	1	0	1.000
1960	Joe Gordon	1	57	26	31	.456
1961-63	Bob Scheffing	3	383	210	173	.548
1963-66	Chuck Dressen	4	410	221	189	.539
1965*-66*	Bob Swift	2	99	56	43	.566
1966*	Frank Scaff	1	79	40	39	.506
1967-70	Mayo Smith	4	648	363	285	.560
1971-73	Billy Martin	3	461	253	208	.549
1973*	Joe Schultz	1	19	9	10	.474
1974-78	Ralph Houk	5	806	363	443	.450
1979	Les Moss	1	53	27	26	.509
1979*	Dick Tracewski	1	2	2	0	1.000
1979-95	Sparky Anderson	17	2579	1331	1248	.516
1996-98	Buddy Bell	3	461	184	277	.399
1998*-99	Larry Parrish	2	185	82	104	.441
2000-2002	Phil Garner	3	330	145	185	.439
2002	Luis Pujols	1	155	55	100	.355
2003-2005	Alan Trammell	3	486	186	300	.383
2006-2013	Jim Leyland	8	1297	700	597	.540
2014-2017	Brad Ausmus	4	646	314	332	.486
2018-2020	Ron Gardenhire	3	373	132	241	.354
2020*	Lloyd McClendon	1	8	2	6	.250

\*interim

## TIGERS ALL-TIME COACHES

### MAJOR LEAGUE COACHES

Adair, Rick	1996-99	Ens, Jewel	1932	Landestoy, Rafael	2002	Pinson, Vada	1985-91
Alou, Felipe	2002	Ezell, Glenn	1996	Leifield, Lefty	1927-28	Pujols, Luis	2002
Anderson, Rick	2018-20	Ferrell, Rick	1950-53	Liddle, Steve	2018-19	Resinger, Grover	1969-70
Appling, Luke	1960	Ferrick, Tom	1960-63	Lund, Don	1957-58	Rettenmund, Merv	2002
Baker, Del	1933-38	Fields, Bruce	2003-05	Lyons, Ted	1949-53	Roarke, Mike	1965-66, 1970
Bartell, Dick	1949-52	Fowler, Art	1971-73	Madlock, Bill	2000-01	Rojas, Mike	2011-13
Belliard, Rafael	2006-13	Francona, Terry	1996	Matlack, Jon	1996	Roof, Gene	1992-95
Billmeyer, Mick	2014-17	Gehringer, Charlie	1942	Mansolino, Doug	2000-02	Rowe, Schoolboy	1954-55
Blackburn, Wayne	1963-64	Gibson, Kirk	2003-05	Martin, Matt	2014-17	Sain, Johnny	1967-69
Bosio, Chris	2018	Gladning, Fred	1976-78	McBride, George	1925-26, 1929	Samuel, Juan	1999-2005
Bresnahan, Roger	1930-31	Gordon, Joe	1956	McCatty, Steve	2002	Santiago, Ramon	2018-20
Bridges, Tommy	1946	Grammas, Alex	1980-91	McGuire, Deacon	1911-16	Schultz, Joe	1971-76
Brinkman, Ed	1979	Grodzicki, Johnny	1979	McClendon, Lloyd	2006-13, 2017-20	Shaughnessy, Shag	1928
Brookens, Tom	2010-13	Hamilton, Steve	1975	Meyer, Benny	1928-30	Shea, Merv	1939-42
Brown, Gates	1978-84	Harrah, Toby	1998, 2012-13	Melvin, Bob	2000	Shellenback, Jim	1946-47
Burke, Jimmy	1914-17	Hatfield, Fred	1977-78	Miller, Bing	1938-41	Silvera, Charlie	1971-73
Carisch, Fred	1923-24	Heffner, Don	1961	Mills, Art	1944-48	Skafl, Frank	1965-66, 1971
Cavarretta, Phil	1961-63	Hegan, Jim	1974-78	Moses, Wally	1967-70	Slaughter, Don	2006
Clark, Dave	2014-20	Henrich, Tommy	1958-59	Muffett, Billy	1985-94	Sweeney, Bill	1947-48
Clark, Phil	2018-20	Hernandez, Chuck	2006-08	Mullin, Pat	1963-66	Swift, Bob	1953-54, 1963-66
Cluck, Bob	2003-05	Herndon, Larry	1992-98	Myatt, George	1962-63	Tighe, Jack	1942
Coleman, Bob	1932	Hill, Perry	1997-99	Naragon, Hal	1967-69	Tracewski, Dick	1972-95
Coles, Darnell	2014	Hitchcock, Billy	1955-60	Newhan, David	2015-16	Trammell, Alan	1999
Consolo, Billy	1979-92	Hopp, Johnny	1954	O'Neill, Steve	1941	Treuel, Ralph	1995
Coombs, Jack	1920	Howley, Dan	1919, 1921-22	Ott, Ed	2001-02	Van Slyke, Andy	2006-09
Craig, Roger	1980-84	Hudlin, Willis	1957-59	Overmire, Stubby	1963-66	Vavra, Joe	2018-20
Cramer, Doc	1948	Jones, Jeff	1995, 1998-00, 2002, 2007-15	Parrish, Lance	1999-2001, 2003-05	Vincent, Al	1943-44
Cuccinello, Tony	1967-68	Joyner, Wally	2014-16	Pico, Jeff	2018-20	Vizquel, Omar	2014-17
Davenport, Jim	1991	Kelleher, Mick	2003-05			Warthen, Dan	1999-2002
Deal, Cot	1973-74	Kendall, Fred	1996-98			White, Jerry	1997-98
Donovan, Bill	1918	Knapp, Rick	2009-11			White, Jo-Jo	1960
Dubee, Rich	2016-17	Kress, Red	1940			Whitmer, Dan	1992-94
Dubuc, Jean	1930-31	Lamont, Gene	2006-17			Williams, Otto	1925
Durham, Leon	2017						

# TIGERS ALL-TIME ROSTER



## AMERICAN LEAGUE, 1901-2020

1,680 players have worn a Tigers uniform in a regular season game

### — A —

Abbott, Glenn (RHP) 1983-84  
 Aber, Al (LHP) 1953-57  
 Acevedo, Juan (RHP) 2002  
 Adams, Austin (RHP) 2019  
 Adams, Bob (C) 1977  
 Adduci, Jim (OF) 2017-18  
 Aguirre, Hank (LHP) 1958-67  
 Ahearne, Pat (RHP) 1995  
 Ainsmith, Eddie (C) 1919-21  
 Akers, Bill (IF) 1929-31  
 Albuquerque, Al (RHP) 2011-15  
**Alcántara, Sergio (INF) 2020-**  
 Alcántara, Victor (RHP) 2017-19  
 Aldred, Scott (LHP) 1990-92, 1996  
 Alexander, Dale (IF/OF) 1929-32  
 Alexander, Doyle (RHP) 1987-89  
**Alexander, Tyler (LHP) 2019-**  
 Allanson, Andy (C) 1991  
 Allen, Dusty (IF/OF) 2000  
 Allen, Rod (OF) 1984  
 Altien, Ernie (LHP) 1920  
 Alusik, George (OF) 1958, 1961-62  
 Alvarado, Luis (IF) 1977  
 Alvarez, Gabe (IF) 1998-00  
 Alvarez, Jose (LHP) 2013  
 Alvarez, Ossie (IF) 1959  
 Amoros, Sandy (OF) 1960  
 Anderson, Bob (RHP) 1963  
 Anderson, Josh (OF) 2009  
 Anderson, Matt (RHP) 1998-2003  
 Archer, Jimmy (IF/OF) 1907  
 Archie, George (IF) 1938  
 Arndt, Harry (IF/OF) 1902  
 Arroyo, Fernando (RHP) 1975, 1977-79  
 Auker, Elden (RHP) 1933-38  
 Ausmus, Brad (C) 1996, 1999-00  
 Averill, Earl (OF) 1939-40  
 Avery, Steve (LHP) 2003  
 Avila, Alex (C) 2009-15, 2017  
 Aviles, Mike (IF) 2016  
 Aybar, Erick (IF) 2016  
 Ayers, Doc (RHP) 1919-21

### — B —

Baez, Sandy (RHP) 2018-19  
 Bailey, Bill (LHP) 1918  
 Bailey, Howard (LHP) 1981-83  
 Bair, Doug (RHP) 1983-85  
 Baker, Del (C) 1914-16  
 Baker, Doug (IF) 1984-87  
 Baker, Jeff (IF/OF) 2012  
 Baker, Steve (RHP) 1978-79  
 Bako, Paul (C) 1998  
 Baldwin, Billy (OF) 1975  
 Balester, Colfin (RHP) 2012  
 Bando, Chris (C) 1988  
 Barbatto, Johnny (RHP) 2018  
 Bare, Ray (RHP) 1975-77  
 Barfoot, Clyde (RHP) 1926  
 Barnes, Frank (LHP) 1929  
 Barnes, Sam (IF) 1921  
 Barnes, Skeeter (IF/OF) 1991-94  
 Barrett, Jimmy (OF) 1901-05  
 Barte, Kimera (OF) 1996-99  
 Bartell, Dick (IF) 1940-41  
 Basham, Al (OF) 1912  
 Bassler, Johnny (C) 1921-27  
 Batts, Matt (C) 1952-54  
 Baumann, Paddy (IF/OF) 1911-14  
 Baumgartner, Harry (RHP) 1920  
 Baumgartner, John (IF) 1953  
 Bautista, Danny (OF) 1993-96  
 Bautista, Denny (RHP) 2008  
 Bautista, Jose (RHP) 1997  
 Bazarro, Yorman (RHP) 2007-08  
 Beamon, Trey (OF/DH) 1998  
 Bean, Billy (OF) 1987-89  
 Beane, Billy (OF) 1988  
 Beard, Dave (RHP) 1989  
 Bearden, Gene (LHP) 1951  
 Beck, Erv (IF/OF) 1902  
 Beck, Walter (RHP) 1944  
 Beckendorf, Heinie (C) 1909-10  
 Becker, Rich (OF) 2000  
 Beckham, Gordon (IF) 2019  
 Belardi, Wayne (IF/OF) 1954-56

Belcher, Tim (RHP) 1994  
 Bell, Beau (OF) 1939  
 Bell, Chad (LHP) 2017-18  
 Below, Duane (LHP) 2011-14  
 Beltran, Francis (RHP) 2008  
 Benoit, Joaquin (RHP) 2011-13  
 Benton, Al (RHP) 1938-42, 1945-48  
 Berberet, Lou (C) 1959-60  
 Berenguer, Juan (RHP) 1982-85  
 Bergman, Dave (IF) 1984-92  
 Bergman, Sean (RHP) 1993-95  
 Bernazard, Tony (IF) 1991  
 Bernero, Adam (RHP) 2000-03  
 Bero, Johnny (IF) 1948  
 Bero, Geronimo (DH/OF) 1998  
 Berry, Neil (IF) 1948-52  
 Berry, Quentin (OF) 2012-13  
 Betoino, Reno (IF) 1953-58, 1961-62  
 Bettemo, Wilson (OF) 2011  
 Beverlin, Jason (RHP) 2002  
 Bevilin, Monte (C/IF) 1904  
 Bilko, Steve (IF) 1960  
 Billingham, Jack (RHP) 1978-80  
 Billings, Josh (RHP) 1927-29  
 Birrer, Babe (RHP) 1955  
 Black, Bud (RHP) 1952, 1955-56  
 Blair, Willie (RHP) 1997, 1999-2001  
 Blessett, Ike (OF) 1972  
 Blomdahl, Ben (RHP) 1995  
 Bloodworth, Jimmy (IF) 1942-43, 1946  
 Blue, Lu (IF/OF) 1921-27  
 Bocachica, Hiram (IF/OF) 2002-03  
 Bockler, Doug (RHP) 1998  
 Bockus, Randy (RHP) 1989  
 Boehler, George (RHP) 1912-16  
 Boesch, Brennan (OF) 2010-13  
 Boever, Joe (RHP) 1993-95  
 Bogart, John (RHP) 1920  
 Bohanon, Brian (LHP) 1995  
 Boland, Bernie (RHP) 1915-20  
 Bolling, Frank (IF) 1954, 1956-60  
 Bolling, Milt (IF) 1958  
 Bolton, Cliff (C) 1937  
 Bolton, Tom (LHP) 1993  
 Bonderman, Jeremy (RHP) 2003-10, 2013

**Bonifacio, Jorge (OF) 2020-**  
 Bonifacio, Eddie (RHP) 2008-10  
 Boone, Danny (RHP) 1921  
 Boone, Ray (IF) 1953-58  
 Borowski, Dave (RHP) 1999-2001  
 Borkum, Red (IF) 1944-45  
 Boros, Steve (IF) 1957-58, 1961-62  
 Borovey, Hank (RHP) 1950-51  
 Boswell, Dave (RHP) 1971  
**Boyd, Matthew (LHP) 2015-**  
 Brady, Jim (LHP) 1956  
 Branca, Ralph (RHP) 1953-54  
 Brideweser, Jim (IF) 1956  
 Bridges, Rocky (IF) 1959-60  
 Bridges, Tommy (RHP) 1930-43, 1945-46  
 Brinkman, Ed (IF) 1971-74  
 Brocail, Doug (RHP) 1997-2000  
 Brogna, Rico (IF) 1992  
 Brooks, Ike (RHP) 1975  
 Brooks, Tom (IF/OF) 1979-88  
 Brower, Lou (IF) 1931  
 Brown, Chris (IF) 1989  
 Brown, Darrell (OF) 1981  
 Brown, Dick (C) 1961-62  
 Brown, Gates (OF/IF) 1963-75  
 Brown, Ike (IF/OF) 1969-74  
 Browning, Frank (RHP) 1910  
 Bruce, Bob (RHP) 1959-61  
 Bruckmiller, Andy (RHP) 1905  
 Brumley, Mike (IF/OF) 1989  
 Brunsberg, Arlo (C) 1966  
 Brunson, Will (LHP) 1998-99  
 Bruton, Billy (OF) 1961-64  
 Bucha, Johnny (C) 1953  
 Buddin, Don (IF) 1962  
 Buelow, Fritz (C/IF) 1901-04  
 Bullard, George (IF) 1954  
 Bunning, Jim (RHP) 1955-63  
 Burke, Les (IF/C) 1923-26  
 Burns, Bill (LHP) 1912  
 Burns, George (IF) 1914-17

Burns, Jack (IF) 1936  
 Burns, Joe (OF) 1913  
 Burns, John (IF) 1903-04  
 Burnside, Pete (LHP) 1959-60  
 Burnside, Sheldon (LHP) 1978-79  
**Burrows, Beau (RHP) 2020-**  
 Bush, Donie (IF) 1908-21  
 Butera, Sal (C) 1983  
 Byrd, Harry (RHP) 1957  
 Byrddak, Tim (LHP) 2007

### — C —

Cabell, Enos (IF/OF) 1982-83  
**Cabrera, Miguel (IF) 2008-**  
 Cadaret, Greg (LHP) 1994  
 Cain, Bob (LHP) 1951  
 Cain, Les (LHP) 1968, 1970-72  
 Calvert, Paul (RHP) 1950-51  
**Cameron, Daz (OF) 2020-**  
 Campbell, Bill (RHP) 1986  
 Campbell, Bruce (OF) 1940-41  
 Campbell, Dave (IF) 1967-68  
 Campbell, Paul (IF) 1948-50  
**Candelario, Jeimer (IF) 2017-**  
 Cantrell, Guy (RHP) 1930  
 Capellan, Jose (RHP) 2007  
 Cappuzzello, George (LHP) 1981  
 Cardona, Javier (C) 2000-01  
 Carisch, Fred (C) 1923  
 Carpenter, Ryan (LHP) 2018-19  
 Carr, Charlie (IF) 1903-04  
 Carreon, Mark (OF) 1992  
 Carrera, Ezequiel (OF) 2014  
 Carroll, Ownie (RHP) 1925, 1927-30  
 Carswell, Frank (OF) 1953  
 Cary, Chuck (LHP) 1985-86  
 Casale, Jerry (RHP) 1961-62  
 Casanova, Raul (C) 1996-98  
 Casey, Doc (IF) 1901-02  
 Casey, Joe (C/OF) 1909-11  
 Casey, Sean (IF) 2006-07  
 Cash, Norm (IF/OF) 1960-74  
 Cash, Ron (IF/OF) 1973-74  
 Castellanos, Nicholas (IF/OF) 2013-19  
 Caster, George (RHP) 1945-46  
 Castillo, Frank (RHP) 1998  
 Castillo, Marty (C/IF) 1981-85  
**Castro, Antonio (RHP) 2020-**  
**Castro, Harold (IF) 2018-**  
**Castro, Willif (IF) 2019-**  
 Catalanotto, Frank (IF) 1997-99  
 Cavet, Pug (LHP) 1911, 1914-15  
 Cedeno, Andujar (IF) 1996  
 Cedeno, Roger (OF) 2001  
 Cerutti, John (LHP) 1991  
 Cespedes, Yoenis (OF) 2015  
 Chamberlain, Joa (RHP) 2014-15  
 Chance, Dean (RHP) 1971  
 Chiti, Harry (C) 1960-61  
 Chris, Mike (LHP) 1979  
 Chrisley, Neil (OF/IF) 1959-60  
 Christian, Bob (IF/IF) 1968  
 Christian, Mark (IF) 1938-39  
 Christopher, Mike (RHP) 1995-96  
 Cicotte, Al (RHP) 1958  
 Cicotte, Eddie (RHP) 1905  
**Cisnero, Jose (RHP) 2019-**  
 Claire, Dave (IF) 1920  
 Clark, Danny (IF/OF) 1922  
 Clark, Jermaine (IF) 2001  
 Clark, Mel (OF) 1957  
 Clark, Phil (OF) 1992  
 Clark, Tony (IF) 1995-2001  
 Clarke, Rig (C) 1905  
 Clarke, Nue (RHP) 1923-24  
 Clauss, Al (LHP) 1913  
 Clausen, Brent (OF) 2006-08  
 Clifton, Flea (IF) 1934-37  
 Cobb, Joe (PH) 1918  
 Cobb, Ty (OF/IF/RHP) 1905-26  
 Cochrane, Mickey (C) 1934-37  
 Coffey, Jack (IF) 1918  
 Coffman, Slick (RHP) 1937-39  
 Coke, Phil (LHP) 2010-14  
 Colavito, Rocky (OF) 1960-63  
 Colbert, Nate (IF) 1975  
 Cole, Bert (LHP) 1921-25

Coleman, Joe, Sr. (RHP) 1955  
 Coleman, Joe, Jr. (RHP) 1971-76  
 Coleman, Louis (RHP) 2018  
 Coleman, Vince (OF) 1997  
 Coles, Darnell (IF/OF) 1986-87, 1990  
 Collier, Orlin (RHP) 1931  
 Collins, Dave (OF) 1986  
 Collins, Kevin (IF/OF) 1970-71  
 Collins, Rip (RHP) 1923-27  
 Collins, Tyler (OF) 2014-17  
 Colon, Roman (RHP) 2005-06  
 Colyer, Steve (LHP) 2004  
 Omer, Wayne (OF/C) 1967-68, 1972  
 Comstock, Ralph (RHP) 1913  
 Conger, Dick (RHP) 1940  
 Conkwright, Allen (RHP) 1920  
 Connelly, Bill (RHP) 1950  
 Cook, Earl (RHP) 1941  
 Cooley, Dick (OF) 1905  
 Coombs, Jack (RHP) 1920  
 Cooper, Wilbur (LHP) 1926  
 Corcoran, Tim (OF) 1977-80  
 Cordero, Francisco (RHP) 1999  
 Corrao, Nate (RHP) 2001-2004  
 Corriede, Red (IF) 1912  
 Cottier, Chuck (IF) 1961  
 Couch, Johnny (RHP) 1917  
 Coughlin, Bill (IF) 1904-08  
 Courtney, Ernie (IF) 1903  
 Coveleski, Harry (LHP) 1914-18  
 Covington, Bill (RHP) 1911-12  
 Cowens, Al (OF) 1980-81  
 Cox, Red (RHP) 1920  
 Cramer, Doc (OF) 1942-48  
 Crawford, Jim (LHP) 1976-78  
 Crawford, Sam (OF/IF) 1903-17  
 Creek, Doug (LHP) 2005  
 Cremin, Jack (RHP) 1957  
 Cristante, Leo (RHP) 1955  
 Crockett, Davey (IF) 1901  
 Cron, C.J. (INF) 2020  
 Cronin, Jack (RHP) 1901-02  
 Crosby, Casey (LHP) 2012-14  
 Croucher, Frank (IF) 1939-41  
 Crow, Dean (RHP) 1998  
 Crowder, General (RHP) 1934-36  
 Cruceta, Francisco (RHP) 2020  
 Crumpler, Ray (LHP) 1920  
 Cruz, Deivi (IF) 1997-2001  
 Cruz, Fausto (IF) 1996  
 Cruz, Jacob (OF) 2002  
 Cruz, Nelson (RHP) 1999-2000  
 Cullen, William (RHP) 2017  
 Cullenbine, Roy (OF/IF) 1938-39, 1945-47  
 Cummings, John (LHP) 1996-97  
 Cunningham, George (RHP/OF) 1916-19, 1921  
 Curry, Harry (IF) 1918  
 Curtis, Chad (OF) 1995-96  
 Cuthshaw, George (IF) 1922-23  
 Cuyler, Milt (OF) 1990-95

### — D —

Dalton, Jack (OF) 1916  
 Dalton, Mike (LHP) 1991  
 Damon, Johnny (OF) 2010  
 Daniel, Chuck (RHP) 1957  
 Darenbourg, Vic (LHP) 2005  
 Datz, Jeff (C/DH) 1989  
 Daugherty, Doc (PH) 1951  
 Dauss, Hokey (RHP) 1912-26  
 Davie, Jerry (RHP) 1959  
 Davis, Eric (OF) 1993-94  
 Davis, Harry (IF) 1932-33  
 Davis, Rajai (OF) 2014-15  
 Davis, Storm (RHP) 1993-94  
 Davis, Woody (RHP) 1938  
 Deal, Charlie (IF) 1912-13  
 Deer, Rob (OF) 1991-93  
 Deering, John (RHP) 1903  
 DeFate, Tony (IF) 1917  
 Dejesus, Ivan (IF) 1988  
 DeJohn, Mark (IF) 1982  
 De La Cruz, Eulogio (RHP) 2007  
 Delahanty, Jim (IF) 1909-12  
 de los Santos, Luis (OF) 1991  
 Delsing, Jim (OF) 1952-56



# TIGERS ALL-TIME ROSTER

**Demeritte, Travis (OF)** 2019-  
Demeter, Don (OF/IF) 1964-66  
Demeter, Steve (IF) 1959  
Demmitt, Ray (OF) 1914  
den Dekker, Matt (OF) 2017  
Denehy, Bill (RHP) 1971  
Desautels, Gene (C) 1930-33  
DeSilva, John (RHP) 1993  
DeViveiros, Bernie (IF) 1927  
Dierdor, Bob (C) 1973  
DiFelice, Mike (C) 2004  
Dillard, Steve (IF) 1978  
Dillon, Pop (IF) 1901-02  
Dingman, Craig (RHP) 2004-05  
Dirks, Andy (OF) 2011-14  
Disch, George (P) 1905  
Dishman, Glenn (LHP) 1997  
Dittmer, Jack (IF) 1957  
**Dixon, Brandon (IF)** 2019-  
Dlugach, Brent (IF) 2009  
Dobson, Pat (RHP) 1967-69  
Doby, Larry (OF) 1959  
Doherty, John (RHP) 1992-95  
Doljack, Frank (OF/IF) 1930-34  
Dolsi, Freddy (RHP) 2008-09  
Donahue, Red (RHP) 1906  
Donohue, Jim (RHP) 1961  
Donovan, Dick (RHP) 1954  
Donovan, Wild Bill (RHP/IF/OF)  
1903-12, 1918  
Doran, Tim (C) 1905  
Dotel, Octavio (RHP) 2012-13  
Douglass, Sean (RHP) 2005  
Dowd, Snooks (IF) 1919  
Downs, Darin (LHP) 2012-13  
Downs, Red (IF/OF) 1907-08  
Doyle, Jess (RHP) 1925-27  
Drake, Delos (OF/IF) 1911  
Dressen, Lee (IF) 1918  
Drill, Lew (C/OF/IF) 1904-05  
Dropo, Walt (IF) 1952-54  
DuBois, Brian (LHP) 1989-90  
Dubuc, Jean (RHP) 1912-16  
Dugan, Joe (IF) 1931  
Duran, Roberto (LHP) 1997-98  
Durbinn, Chad (RHP) 2006-07  
Dustal, Bob (RHP) 1963  
Dyer, Ben (IF/OF/RHP) 1916-19  
Dyer, Duffy (C) 1980-81

## — E —

Earl, Scott (IF) 1984  
Easley, Damion (IF) 1996-2002  
Eason, Mal (RHP) 1903  
Easterling, Paul (OF) 1928, 1930  
Eaton, Zeb (RHP) 1944-45  
Eckenharter, Eric (LHP) 2002-03  
Egan, Dick (LHP) 1963-64  
Egan, Wish (RHP) 1902  
Ehmke, Howard (RHP) 1916-17, 1919-22  
Eischen, Joey (LHP) 1996  
Eisenstat, Harry (LHP) 1938-39  
Elberfeld, Kid (IF) 1901-03  
Elder, Heinie (LHP) 1913  
Eldred, Brad (IF) 2012  
Ellison, Bert (IF/OF) 1916-20  
Encarnacion, Juan (OF) 1997-2001  
Engle, Dave (IF/OF/C) 1986  
English, Gil (IF) 1936-37  
Ennis, John (RHP) 2004  
Erickson, Eric (RHP) 1916, 1918-19  
Erickson, Hal (RHP) 1953  
Erwin, Tex (C) 1907  
Eubank, John (RHP) 1905-07  
Evans, Darrell (IF) 1984-88  
Everett, Adam (IF) 2009-10  
Evers, Hoot (OF) 1941, 1946-52, 1954

## — F —

Face, Roy (RHP) 1968  
Fahey, Bill (C) 1981-83  
Fain, Ferris (IF) 1955  
Farley, Bob (IF/OF) 1962  
**Farmer, Buck (RHP)** 2014-  
Farmer, Ed (RHP) 1973  
Farnsworth, Jeff (RHP) 2002  
Farnsworth, Kyle (RHP) 2005, 2008  
Farrell, John (RHP) 1996  
Faul, Bill (RHP) 1962-64  
Federoff, Al (IF) 1951-52

Felix, Neftali (OF) 1994  
Feliz, Jeurys (RHP) 2015  
Feller, Jack (C) 1958  
Fernandez, Chico (IF) 1960-63  
Fernández, José (LHP) 2019  
Ferrell, Jeff (RHP) 2015-17  
Ferry, Cy (RHP) 1904  
Fick, Robert (C/IF/OF) 1998-2002  
Fidrych, Mark (RHP) 1976-80  
Fielder, Cecil (IF) 1990-96  
Fielder, Prince (IF) 2012-13  
Fields, Bruce (OF) 1986  
Fields, Daniel (OF) 2015  
Fien, Casey (RHP) 2009-10  
Fiers, Mike (RHP) 2018  
Figaro, Alfredo (RHP) 2009-10  
Finigan, Jim (IF) 1957  
Finneran, Happy (RHP) 1918  
Fischer, Bill (RHP) 1958, 1960-61  
Fischer, Carl (LHP) 1933-35  
Fisher, Ed (RHP) 1902  
Fisher, Fritz (LHP) 1964  
Fister, Doug (RHP) 2011-13  
Flagstead, Ira (OF/IF) 1917, 1919-23  
Flaherty, John (C) 1994-96  
Fleming, Scott (OF) 1939  
Fletcher, Les (IF) 1995  
Fletcher, Tom (LHP) 1962  
Fletcher, Van (RHP) 1955  
Florie, Bryce (RHP) 1998-99  
Flowers, Ben (RHP) 1955  
Flynn, Bubba (IF) 1944  
Flynn, Doug (IF) 1985  
Foiles, Hank (C) 1960  
Foote, Jim (LHP) 1971-72  
Ford, Gene (RHP) 1905  
Fossum, Casey (LHP) 2008  
Foster, Larry (RHP) 1963  
Fothergill, Bob (OF) 1922-30  
Foucault, Steve (RHP) 1977-78  
Fox, Pete (OF) 1933-40  
Fox, Terry (RHP) 1961-66  
Foytack, Paul (RHP) 1953, 1955-63  
Francis, Ray (LHP) 1923  
Francona, Tito (OF) 1958  
Franklin, Murray (IF) 1941-42  
Frasier, Jeff (RHP) 1933-34  
Frazier, Jeff (OF) 2010  
Freehan, Bill (C) 1961, 1963-76  
Freese, George (PH) 1953  
French, Luke (LHP) 2009  
Fried, Cy (LHP) 1920  
Friend, Owen (IF) 1953  
Frisik, Emil (RHP/OF) 1901  
Froths, Bill (LHP) 1955  
Fryman, Travis (IF) 1990-97  
Fryman, Woodie (LHP) 1972-74  
Fuchs, Charlie (RHP) 1942  
Fuentes, Tito (IF) 1977  
Fuller, Frank (IF) 1915-16  
Fullmer, Carson (RHP) 2020  
**Fulmer, Michael (RHP)** 2016-  
Fulk, Liz (OF) 1930  
**Funkhouser, Kyle (RHP)** 2020-  
Furbush, Charlie (LHP) 2011

## — G —

Gagnon, Chick (IF) 1922  
Gaillard, Eddie (RHP) 1997  
Gainer, Del (IF) 1909, 1911-14  
Gakelar, Dan (RHP) 1991  
Galaraga, Armando (RHP) 2008-10  
Gallagher, Doug (LHP) 1962  
Galloway, Chick (IF/OF) 1928  
Gamble, John (IF) 1972-73  
Garbey, Barbara (IF/OF) 1984-85  
Garbowski, Alex (PR) 1952  
Garcia, Avisail (OF) 2012-13  
**Garcia, Bryan (RHP)** 2019-  
Garcia, Freddy (RHP) 2008  
Garcia, Karim (OF) 1999-00  
Garcia, Luis (IF) 1999  
Garcia, Pedro (IF) 1976  
**Garcia, Rony (RHP)** 2020-  
Gardiner, Mike (RHP) 1993-95  
Garrett, Reed (RHP) 2019  
Garver, Ned (RHP) 1952-56  
Gehringer, Charlie (IF) 1924-42  
Gelbert, Charley (IF) 1937  
Gentry, Rufe (RHP) 1943-44, 1946-48

Gerber, Mike (OF) 2018  
German, Franklyn (RHP) 2002-05  
Gernert, Dick (IF/OF) 1960-61  
Gessler, Doc (OF) 1903  
Giarratano, Tony (IF) 2005-07  
Gibson, Frank (C/OF) 1913  
Gibson, Kirk (OF/DH) 1979-87, 1993-95  
Gibson, Paul (LHP) 1988-91  
Gibson, Sam (RHP) 1926-28  
Giebell, Floyd (RHP) 1939-41  
Gibbreth, Bill (RHP) 1971-72  
Gill, George (RHP) 1937-39  
Gillespie, Bob (RHP) 1944  
Ginsberg, Joe (C) 1948, 1950-53  
Ginter, Matt (RHP) 2005  
Gladden, Dan (OF) 1992-93  
Gladding, Fred (RHP) 1961-67  
Glaiser, John (RHP) 1920  
Gleason, Kid (IF) 1901-02  
Gleaton, Jerry Dan (LHP) 1990-91  
Glover, Gary (RHP) 2008  
Glynn, Ed (LHP) 1975-78  
Gohr, Greg (RHP) 1993-96  
Goldstein, Izzy (RHP) 1932  
Goly, Purnal (OF) 1962-63  
Gomez, Alexis (OF) 2005-06  
Gomez, Chris (IF) 1993-96  
Gonzales, Dan (OF) 1979-80  
Gonzalez, Alex (IF) 2014  
Gonzalez, Enrique (RHP) 2010-11  
Gonzalez, Juan (OF) 2000  
Gonzalez, Julio (IF) 1983  
Gonzalez, Luis (OF/DH) 1998  
Good, Andrew (RHP) 2005  
**Goodrum, Niko (IF/OF)** 2018-  
Gorsica, Johnny (RHP) 1940-44,  
1946-47

Gorzellany, Tom (LHP) 2015  
Gose, Anthony (OF) 2015-17  
Goslin, Goose (OF) 1934-37  
Grabowski, Johnny (C) 1931  
Graham, Bill (RHP) 1966  
Graham, Kyle (RHP) 1929  
Granderson, Curtis (OF) 2004-09  
Grater, Mark (RHP) 1993  
Graterol, Beiker (RHP) 1999  
Gray, Ted (LHP) 1946, 1948-54  
Green, Lenny (OF) 1967-68  
Greenberg, Hank (IF/OF) 1930,  
1933-41, 1945-46  
Greene, Altar (OF) 1979  
Greene, Shane (RHP) 2015-19  
Greene, Willie (IF) 1903  
**Greiner, Grayson (C)** 2018-  
Greisinger, Seth (RHP) 1998, 2002  
Gremminger, Ed (IF) 1904  
Griggs, Art (IF) 1918  
Grilli, Jason (RHP) 2005-08  
Grilli, Steve (RHP) 1975-77  
Grissom, Marv (RHP) 1949  
Gromeck, Steve (RHP) 1953-57  
Groom, Buddy (LHP) 1992-95  
Groth, Johnny (OF) 1946-52, 1957-60  
Grover, Bert (RHP) 1913  
Grubb, John (OF) 1983-87  
Grzenda, Joe (LHP) 1961  
Guillen, Carlos (IF/OF) 2004-11  
Gulickson, Bill (RHP) 1991-94  
Gumpert, Dave (RHP) 1982-83  
Gutierrez, Cesar (IF) 1969-71

## — H —

Haas, David (RHP) 1991-93  
**Haase, Eric (C)** 2020-  
Hale, Sammy (IF/OF) 1920-21  
Hall, Charley (RHP) 1918  
Hall, Herb (RHP) 1918  
Hall, Joe (OF) 1995, 1997  
Hall, Marc (RHP) 1913-14  
Hall, Matt (LHP) 2018-19  
Haller, Tom (C) 1972  
Halter, Shane (IF) 2000-2003  
Hamelin, Bob (IF/DH) 1997  
Hamilton, Earl (LHP) 1916  
Hamilton, Jack (RHP) 1964-65  
Hamin, Luke (RHP) 1933-34  
Haney, Fred (IF) 1922-25  
Hankins, Don (RHP) 1927  
Hannahan, Jack (IF) 2006  
Hannan, Jim (RHP) 2071

Harding, Charlie (RHP) 1913  
Hardy, Blaine (LHP) 2014-19  
Hare, Shawn (OF) 1991-92  
Hargrave, Pinky (C) 1928-30  
Harley, Dick (OF) 1902  
Harper, Brian (OF/IF/C) 1986  
Harper, George (OF) 1916-18  
Harper, Terry (OF) 1987  
Harriger, Benny (RHP) 1998  
Harrington, Andy (PH) 1925  
Harris, Bob (RHP) 1938-39  
Harris, Bucky (IF) 1929, 1931  
Harris, Gail (IF) 1958-60  
Harris, Gene (RHP) 1994  
Harris, Ned (OF) 1941-43, 1946  
Harrison, Josh (IF) 2019  
Harrist, Earl (RHP) 1953  
Haselman, Bill (C) 1999  
Hatfield, Fred (IF) 1952-56  
Hatter, Clyde (LHP) 1935, 1937  
Havens, Brad (LHP) 1989  
Hayworth, Roy (C) 1926, 1929-38  
Hazle, Bob (OF) 1958  
Heath, Bill (C) 1967  
Heath, Mike (C) 1986-90  
Hebner, Richie (IF) 1980-82  
Heffner, Don (IF) 1944  
Hegan, Jim (C) 1958  
Heilmann, Harry (OF/IF) 1914, 1916-29  
Heinkel, Don (RHP) 1988  
Henemann, Mike (RHP) 1987-95  
Hennessy, Les (IF) 1913  
Henriquez, Oscar (RHP) 2002  
Henry, Dwayne (RHP) 1995  
Henshaw, Roy (LHP) 1942-44  
Herbert, Ray (RHP) 1950-51, 1953-54  
Herman, Babe (OF) 1937  
Hernandez, Fernando (RHP) 1997  
Hernandez, Guillermo (LHP) 1984-89  
Herndon, Larry (OF) 1982-88  
Herring, Art (RHP) 1929-33  
Herzog, Whitey (OF/IF) 1963  
Hessman, Mike (IF) 2007-08  
Hetting, Gus (IF) 1906  
Hiatt, Phil (IF/OF) 1996  
Hickman, Puddy Legs (IF/OF) 1904-05  
Hicks, Banno (IF) 1956  
Hicks, John (C) 2016-19  
Higgins, Pinky (IF) 1939-44, 1946  
Higginson, Bobby (OF) 1995-2005  
High, Ed (LHP) 1901  
High, Hugh (OF) 1913-14  
Hijley, Eric (RHP) 1999-00  
**Hill, Derek (OF)** 2020-  
Hiller, John (LHP) 1965-70, 1972-80  
Hinch, A.J. (C) 2003  
Hitchcock, Billy (IF) 1942, 1946, 1953  
Hoelt, Billy (LHP) 1952-59  
Hogsett, Chief (LHP) 1929-36, 1944  
Holiday, Bryan (C) 2012-15, 2017  
Holdsworth, Fred (RHP) 1972-74  
Hollimon, Michael (IF) 2008  
Holling, Carl (RHP) 1921-22  
Holloway, Ken (RHP) 1922-28  
Holman, Shawn (RHP) 1989  
Holmes, Ducky (OF) 1901-02  
Holt, Chris (RHP) 2001  
Holtgrave, Vern (RHP) 1965  
Hooper, Kevin (IF) 2005-06  
Hoover, Joe (IF) 1943-45  
Hopp, Johnny (IF/OF) 1952  
Horton, Willie (OF) 1963-77  
Hosley, Tim (C/IF) 1970-71  
Host, Gene (LHP) 1956  
Hostetler, Chuck (OF) 1944-45  
House, Frank (C) 1950-51,  
1954-57, 1961  
House, Will (RHP) 1913  
Houtteman, Art (RHP) 1945-50,  
1952-53  
Howard, Frank (IF/OF) 1972-73  
Hoyt, Waite (RHP) 1930-31  
Huber, Clarence (IF) 1920-21  
Hudson, Charles (RHP) 1989  
Huelsman, Frank (OF) 1904  
Huff, Aubrey (IF/OF) 2009  
Hughes, Tom (OF) 1930  
Huisman, Mark (RHP) 1988  
Humphrey, Terry (C) 1975  
Humphreys, Bob (RHP) 1962



# TIGERS ALL-TIME ROSTER



Hunter, Brian (OF) 1997-99  
 Hunter, Torii (OF) 2013-14  
 Hurst, Jimmy (OF) 1997  
 Hutchinson, Fred (RHP) 1939-41,  
 1946-53  
 Hyers, Tim (IF/OF) 1996

## — I —

Iglesias, José (IF) 2013-18  
 Ignasiak, Gary (LHP) 1973  
 Incavaglia, Pete (OF) 1991, 1998  
 Infante, Omar (IF) 2002-07,  
 2012-13  
 Inge, Brandon (C/IF/OF) 2001-22  
 Ingram, Riccardo (OF) 1994  
 Irwin, Ed (IF) 1912  
 Ivie, Mike (DH) 1982-83

## — J —

Jackson, Austin (OF) 2010-14  
 Jackson, Charlie (RHP) 2005  
 Jackson, Damian (IF/OF) 2002  
 Jackson, Edwin (RHP) 2009, 2019  
 Jackson, Ron (IF) 1981  
 Jackson, Ryan (OF) 2001-02  
 Jacobson, Baby Doll (OF/IF) 1915  
 Jaeger, Charlie (RHP) 1904  
 James, Art (OF) 1975  
 James, Bill (RHP) 1915-19  
 James, Bob (RHP) 1982-83  
 Jarvis, Kevin (RHP) 1997  
 Jata, Paul (IF/OF) 1972  
 Jaye, Myles (RHP) 2017  
 Jefferies, Gregg (IF/OF) 1999-00  
 Jennings, Hughie (IF) 1907, 1909,  
 1912, 1918  
 Jensen, Bill (RHP) 1912  
 Jensen, Marcus (C) 1997  
 Jiménez, Jason (LHP) 2002  
 Jiménez, Eduardo (RHP) 2019  
**Jiménez, Joe (RHP) 2017-**  
 Johns, Augie (LHP) 1926-27  
 Johnson, Alex (OF) 1976  
 Johnson, Brian (C) 1997  
 Johnson, Dave (RHP) 1993  
 Johnson, Earl (LHP) 1951  
 Johnson, Howard (IF/OF) 1982-84  
 Johnson, Jason (RHP) 2004-2005  
 Johnson, Jim (RHP) 2014  
 Johnson, Ken (LHP) 1952  
 Johnson, Mark (RHP) 2000  
 Johnson, Roy (OF) 1929-32  
 Johnson, Syl (RHP) 1922-25  
 Jones, Alex (IF) 1917-25  
 Jones, Dalton (IF/OF) 1970-72  
 Jones, Daway (OF) 1906-12  
 Jones, Deacon (RHP) 1916-18  
 Jones, Elijah (RHP) 1907, 1909  
**Jones, Jacoby (IF/OF) 2016-**  
 Jones, Jacque (OF) 2008  
 Jones, Ken (RHP) 1924  
 Jones, Lynn (OF) 1979-83  
 Jones, Ruppert (OF) 1984  
 Jones, Sam (RHP) 1962  
 Jones, Todd (RHP) 1997-2001,  
 2006-08  
 Jones, Tom (IF) 1909-10  
 Jones, Tracy (OF) 1989-90  
 Jordan, Milt (RHP) 1953  
 Joyce, Matt (OF) 2008  
 Jurjens, Jair (RHP) 2007  
 Justis, Walt (RHP) 1905

## — K —

Kaiser, Jeff (LHP) 1991  
 Kaline, Al (OF/IF/DH) 1953-74  
 Kallio, Rudy (RHP) 1918-19  
 Kane, Harry (LHP) 1903  
 Kapler, Gabe (OF) 1998-99  
 Karnuth, Jason (RHP) 2005  
 Kavanagh, Marty (IF/OF) 1914-16  
 Keagle, Greg (RHP) 1996-98  
 Kell, George (IF) 1946-52  
 Kelleher, Mick (IF) 1981-82  
 Keller, Charlie (OF) 1950-51  
 Keller, Kris (RHP) 2002  
 Kelli, Bryan (RHP) 1986-87  
 Kelly, Don (IF/OF) 2009-14  
 Kemp, Steve (OF) 1977-81

Kennedy, Bob (IF/OF) 1956  
 Kennedy, Vern (RHP) 1938-39  
 Kensing, Logan (RHP) 2016  
 Kerns, Russ (PH) 1945  
 Kerr, John (IF/OF) 1923-24  
 Kida, Masao (RHP) 1999-00  
 Kiely, John (RHP) 1991-93  
 Kilkenny, Mike (LHP) 1969-72  
 Killefer, Red (IF/OF) 1907-09  
 Killian, Ed (LHP) 1904-10  
 Kimm, Bruce (C) 1976-77  
 Kimsey, Chad (RHP) 1936  
 King, Chick (OF) 1954-56  
 King, Eric (RHP) 1985-88, 1992  
 Kingsley, Gene (OF) 2003  
 Kinney, Dennis (LHP) 1981  
 Kinsler, Ian (IF) 2014-17  
 Kinzer, Matt (RHP) 1990  
 Kirke, Jay (IF/OF) 1910  
 Kinsinger, Rube (RHP) 1902-03  
 Kitson, Frank (RHP) 1903-05  
 Klassen, Danny (IF) 2003  
 Klawitter, Al (RHP) 1913  
 Kline, Ron (RHP) 1961-62  
 Klipstein, Johnny (RHP) 1967  
 Knebel, Corey (RHP) 2014  
 Kneisch, Rudy (LHP) 1926  
 Knight, Ray (IF) 1988  
 Knotts, Gary (RHP) 2003-04  
 Knox, John (IF) 1972-75  
 Knudsen, Kurt (RHP) 1992-94  
 Knudson, Guido (RHP) 2015  
 Koch, Al (RHP) 1963-64  
 Koehler, Brad (C) 1912  
 Koening, Mark (IF/RHP) 1930-31  
 Kolloway, Don (IF) 1949-52  
 Kopplitz, Howie (RHP) 1961-62  
 Korince, George (RHP) 1966-67  
 Kostro, Frank (IF/OF) 1962-63  
 Kozma, Pete (IF) 2018  
 Krauss, Marc (INF) 2015  
 Krenchicki, Wayne (IF) 1983  
 Kress, Charlie (IF/OF) 1954  
 Kress, Red (IF) 1939-40  
 Kretlow, Lou (RHP) 1946, 1948-49  
 Kreuter, Chad (C) 1992-94  
 Krol, Jan (LHP) 2014-15  
 Krueger, Bill (LHP) 1993-94  
 Kryhoski, Dick (IF) 1950-51  
 Kuntz, Harvey (IF/OF) 1952-59  
 Kienn, Rusty (OF/IF/DH) 1984-85

## — L —

Laabs, Chet (OF) 1937-39  
 Labine, Clair (RHP) 1960  
 Lafitte, Jairo (LHP) 2017  
 Lafitte, Ed (RHP) 1909, 1911-12  
 Laga, Mike (IF) 1982-86  
 LaGrone, Lerrin (RHP) 1970, 1972-75  
 Laird, Gerald (C) 2009-10, 2012  
 Lake, Eddie (IF) 1946-50  
 Lake, Joe (RHP) 1921-13  
 Lakeman, Al (C) 1954  
 Lambert, Chris (RHP) 2008-09  
 Lamont, Gene (C) 1970-72, 1974-75  
 Lancaster, Les (RHP) 1992  
 Landis, Jim (OF) 1967  
 Lane, Marvin (OF) 1971-74, 1976  
 LaPoint, Dave (LHP) 1986  
 Larish, Jeff (IF) 2008-10  
 Larkin, Steve (RHP) 1934  
 Lary, Frank (RHP) 1954-64  
 Lasher, Fred (RHP) 1967-70  
 Lathers, Chick (IF) 1910-11  
 Lau, Charlie (C) 1956, 1958-59  
 Lawrence, Bill (OF) 1932  
 Lawson, Roxie (RHP) 1933, 1935-39  
 Laxton, Bill (LHP) 1976  
 Lazorko, Jack (RHP) 1986  
 Leach, Rick (IF/OF) 1981-83  
 Ledbetter, Razor (RHP) 1915  
 Ledezma, Wilfredo (LHP) 2003-07  
 Lee, Don (RHP) 1957-58  
 LeFloore, Ron (OF) 1974-79  
 Leinhauser, Bill (OF) 1912  
 Leiter, Mark (RHP) 1991-93  
 Lemelvit, Bill (RHP) 1909-10  
 Lemczyk, Dave (RHP) 1973-76  
 Lemon, Chet (OF) 1982-90  
 Lenhardt, Don (OF) 1952

Lentine, Jim (OF) 1980  
 Leon, Arcenio (RHP) 2017  
 Leonard, Dutch (LHP) 1919-21, 1924-25  
 Lepcio, Ted (IF) 1959  
 LePine, Peter (OF/IF) 1902  
 Lerchen, George (OF) 1952  
 Leshnock, Don (LHP) 1972  
 Levine, Al (RHP) 2004  
 Lewicki, Artie (RHP) 2017-18  
 Lewis, Colby (RHP) 2006  
 Lewis, Marc (IF) 1996  
 Lewis, Richie (RHP) 1996  
 Lima, Jose (RHP) 1994-96, 2001-02  
 Lindbeck, Em (PH) 1960  
 Lindeman, Jim (IF) 1990  
 Lindsay, Pinky (IF) 1905-06  
 Lindsey, Rod (OF) 2000  
 Linhart, Carl (PH) 1952  
 Lipon, Johnny (IF) 1942, 1946, 1948-52  
 Lira, Felipe (RHP) 1995-97, 1999  
 Liriano, Francisco (LHP) 2018  
 Littlefield, Dick (LHP) 1952  
 Lively, Jack (RHP) 1911  
 Livingston, Scott (IF) 1991-94  
 Lobestein, Kyle (LHP) 2014-15  
 Lockhead, Harry (IF) 1901  
 Logan, Bob (LHP) 1937  
 Logan, Nook (OF) 2004-05  
 Lolicch, Mickey (LHP) 1963-75  
 Lombard, George (OF) 2002  
 Long, Herman (IF) 1903  
 Lopez, Aquilino (RHP) 2007-08  
 Lopez, Aurelio (RHP) 1979-85  
 Lorenzen, Lefty (LHP) 1913  
 Loudell, Art (RHP) 1910  
 Louden, Baldy (IF/OF) 1912-13  
 Loux, Shane (RHP) 2002-03  
 Love, Slim (LHP) 1919-20  
 Lovullo, Torey (IF) 1988-89  
 Lowdermilk, Grover (RHP) 1915-16  
 Lowe, Bobby (IF/OF) 1904-07  
 Lowe, Mark (RHP) 2016  
 Lowry, Dwight (C) 1984, 1986-87  
 Ludolph, Willie (RHP) 1924  
**Lugo, Dawel (IF) 2018-20**  
 Lugo, Urbano (RHP) 1990  
 Lumpe, Jerry (IF) 1964-67  
 Lund, Don (OF) 1949, 1952-54  
 Lusader, Scott (OF) 1987-90  
 Lush, Billy (OF/IF) 1903  
 Lynn, Fred (OF) 1988-89  
 Lynn, Red (RHP) 1939  
 Lyon, Brandon (RHP) 2009

## — M —

Maas, Duke (RHP) 1955-57  
 MacCormack, Frank (RHP) 1993  
 MacDonald, Bob (LHP) 1996  
 Machado, Dixon (IF) 2015-18  
 Machermer, Dave (IF) 1979  
 Macias, Jose (IF) 1999-2002  
 Madden, Morris (LHP) 1987  
 Maddox, Elliott (IF/OF) 1970  
 Madison, Dave (RHP) 1952-53  
 Madison, Scott (IF/DH) 1985-86  
 Madlock, Bill (IF/DH) 1987  
 Magee Jr., Wendell (OF) 2000-02  
 Maharg, Bill (IF) 1912  
 Mahler, Mickey (LHP) 1985  
 Mahtook, Mikie (OF) 2017-19  
 Maier, Bob (IF/OF) 1945  
 Main, Alex (RHP) 1914  
 Maisel, George (OF) 1916  
 Makowski, Tom (LHP) 1975  
 Malloy, Herm (RHP) 1907-08  
 MalMBERG, Harry (IF) 1955  
 Manders, Hal (RHP) 1941-42, 1946  
 Manion, Clyde (C/IF) 1920-24, 1926-27  
 Mankowski, Phil (IF) 1976-79  
 Mantiply, Joe (LHP) 2016  
 Manto, Jeff (IF/DH) 1998  
 Manuel, Jerry (IF) 1975-76  
 Manush, Heinie (OF/IF) 1923-27  
 Maps, Cliff (OF) 1952  
 Marberry, Firo (RHP) 1933-35  
 Maretente, Leo (RHP) 1965  
 Marlowe, Dick (RHP) 1951-56  
 Maroth, Mike (LHP) 2002-07  
 Marrow, Buck (RHP) 1932  
 Marshall, Mike (RHP) 1967

Marte, Jeffrey (IF) 2015  
 Marte, Luis (RHP) 2011-13  
 Martin, Billy (IF) 1958  
 Martin, John (LHP) 1983  
 Martin, Leonos (OF) 2018  
 Martinez, J.D. (OF) 2014-17  
 Martinez, Ramon (IF) 2005  
 Martinez, Victor (C/DH) 2011-18  
 Mason, Roger (RHP) 1984  
 Masterson, Walt (RHP) 1956  
 Matchick, Tom (IF) 1967-69  
 Mathews, Eddie (IF) 1967-68  
 Mavis, Bob (PR) 1949  
 Maxcy, Brian (RHP) 1995-96  
 Maxwell, Charlie (OF/IF) 1955-62  
 May, Milt (C) 1976-79  
 Maybin, Cameron (OF) 2007,  
 2016, 2020  
 Mayo, Eddie (IF) 1944-48  
 McAllister, Zach (RHP) 2018  
 McAllister, Sport (OF/IF/C) 1901-03  
 McAuliffe, Dick (IF) 1960-73  
 McBride, Macay (LHP) 2007  
 McCann, James (C) 2014-18  
 McCarthy, Arch (RHP) 1902  
 McCosky, Barney (OF) 1939-42, 1946  
 McCoy, Benny (IF) 1938-39  
 McCoy, Patrick (LHP) 2014  
 McCreery, Ed (RHP) 1914  
 McCullers, Lance (RHP) 1990  
 McCurry, Jeff (RHP) 1996  
 McDermott, Mickey (LHP) 1958  
 McDermott, Red (OF) 1912  
 McDill, Allen (LHP) 2000  
 McDonald, John (IF) 2005  
 McFarlane, Orlando (C) 1966  
 McGarr, Jim (IF) 1912  
 McGarvey, Dan (OF) 1912  
 McGehee, Casey (INF) 2016  
 McGehee, Pat (RHP) 1912  
 McGuire, Deacon (C/IF) 1902-03, 1912  
 McHale, John, Sr. (IF) 1943-45, 1947-48  
 McIntyre, Matty (OF) 1904-10  
 McKain, Archie (LHP) 1939-41  
**McKay, David (RHP) 2019-**  
 McKee, Red (C) 1913-16  
 McLain, Denny (RHP) 1963-70  
 McLaughlin, Pat (RHP) 1937, 1955  
 McLeland, Wayne (RHP) 1945-52  
 McMahon, Sam (LHP) 1902  
 McMahon, Don (RHP) 1968-69  
 McManus, Frank (C) 1904  
 McManus, Marty (IF) 1927-31  
 McMillan, Billy (OF) 2000-01  
 McMullin, Fred (IF) 1914  
 McNabb, Carl (PH) 1945  
 McNair, Eric (IF) 1941-42  
 McRae, Norm (RHP) 1969-70  
 McTigue, Bill (LHP) 1916  
 Meacham, Rusty (RHP) 1991  
 Meany, Pat (IF) 1912  
 Mears, Chris (RHP) 2003  
 Meeler, Phil (RHP) 1972  
 Melusky, Mitch (C) 2001-02  
 Melvin, Bob (C) 1985  
 Mercado, Orlando (C) 1987  
 Mercedes, Melvin (RHP) 2014  
 Mercer, Jody (IF) 2019-20  
 Mercer, Win (RHP) 1902  
 Merritt, Herm (IF) 1921  
 Mesa, Jose (RHP) 2007  
 Metha, Scot (IF) 1940  
 Metro, Charlie (OF) 1943-44  
 Meyer, Dan (OF/IF) 1974-76  
 Meyer, Dutch (IF) 1940-42  
 Miceli, Dan (RHP) 1997  
 Michael, Gene (IF) 1975  
 Middleton, Jim (RHP) 1921  
 Mierkowitz, Ed (OF) 1945, 1947-48  
 Miller, Andrew (LHP) 2006-07  
 Miller, Bob G. (LHP) 1953-56  
 Miller, Bob L. (RHP) 1973  
 Miller, Eddie (OF) 1982  
 Miller, Hack (C) 1944-45  
 Miller, Justin (RHP) 2014  
 Miller, Matt (LHP) 2001-2002  
 Miller, Orlando (IF) 1997  
 Miller, Roscoe (RHP) 1901-02  
 Miller, Trevor (LHP) 1996-99  
 Miner, Zach (RHP) 2006-09



# TIGERS ALL-TIME ROSTER

Mitchell, Clarence (LHP) 1911  
 Mitchell, Willie (LHP) 1916-19  
**Mize, Casey (RHP) 2020-**  
 Mickel, Dave (RHP) 1999-2001  
 Moehler, Brian (RHP) 1996-2002  
 Moford, Herb (RHP) 1958  
 Mohardt, John (OF) 1922  
 Molinaro, Bobby (OF) 1975, 1977, 1983  
 Mollenken, Dustin (RHP) 2016  
 Monbouquette, Bill (RHP) 1966-67  
 Monge, Sid (LHP) 1984  
 Monroe, Craig (OF) 2002-07  
 Montejó, Manny (RHP) 1961  
 Moore, Anse (OF) 1946  
 Moore, Bill (RHP) 1925  
 Moore, Jackie (C) 1965  
 Moore, Matt (LHP) 2019  
 Moore, Mike (RHP) 1993-95  
 Moore, Roy (LHP) 1922-23  
 Mooty, Jake (RHP) 1944  
 Morales, Jerry (OF) 1979  
 Moran, Harry (LHP) 1912  
 Moreland, Keith (IF/DH/C) 1989  
 Morgan, Chet (OF) 1935, 1938  
 Morgan, Tom (RHP) 1958-60  
 Moriarty, George (IF/OF) 1909-15  
 Morris, Hal (IF) 2000  
 Morris, Jack (RHP) 1977-90  
 Morris, Warren (IF) 2003  
 Morrisette, Bill (RHP) 1920  
 Morrison, Jim (IF) 1987-88  
 Morton, Bubba (OF/IF) 1961-63  
 Moseley, Lloyd (OF) 1990-91  
 Moses, Gerry (C) 1974  
 Moses, John (OF) 1991  
 Mossi, Don (LHP) 1959-63  
 Moya, Steven (OF) 2014-16  
 Mueller, Les (RHP) 1941, 1945  
 Mujica, Edward (RHP) 2017  
 Mullen, Billy (IF) 1926  
 Mullin, George (RHP/OF) 1902-13  
 Mullin, Pat (OF) 1940-41, 1946-53  
 Munko, Mike (LHP) 1991-93  
 Munson, Eric (IF) 2000-04  
 Murphy, Dwayne (OF) 1988  
 Murphy, Soldier Boy (IF) 1903  
 Murray, Heath (LHP) 2001  
 Myatt, Glenn (C) 1936  
 Myers, Mike (LHP) 1995-97

## N

Nagelson, Russ (OF/IF) 1970  
 Nahorodny, Bill (PH) 1983  
 Nance, Doc (OF) 1901  
 Narleski, Ray (RHP) 1959  
 Nathan, Joe (RHP) 2014-15  
 Navarro, Efrén (IF) 2017  
 Navarro, Julio (RHP) 1964-66  
 Nekola, Bots (LHP) 1933  
 Nelson, Lynn (RHP) 1940  
 Nesbitt, Angel (RHP) 2015  
 Ness, Jack (IF) 1911  
 Nettles, Jim (OF) 1974  
 Neun, Johnny (IF) 1925-28  
 Nevin, Phil (OF/IF/C) 1995-97  
 Newhouser, Hal (LHP) 1939-53  
 Newsom, Bobo (RHP) 1939-41  
 Ni, Fu-Te (LHP) 2009-10  
 Nicholls, Simon (IF) 1903  
 Nicholson, Fred (OF) 1917  
 Niekro, Joe (RHP) 1970-72  
 Nieman, Bob (OF) 1953-54  
 Nieves, Melvin (OF/DH) 1966-97  
 Nischwitz, Ron (LHP) 1961-62, 1995-97  
 Nitkowski, C.J. (LHP) 1995-96, 1999-2001  
 Nokes, Matt (C) 1986-90  
 Noles, Dickie (RHP) 1987  
 Nomo, Hideo (RHP) 2000  
**Norris, Daniel (LHP) 2015-**  
 North, Lou (RHP) 1913  
 Northrup, Jim (OF/IF) 1964-74  
 Norton, Greg (IF) 2004  
 Nosek, Randy (RHP) 1989-90  
**Nova, Iván (RHP) 2020**  
 Novoa, Roberto, RHP 2004  
 Nuneez, Edwin (RHP) 1989-90

## O

Oana, Prince (RHP) 1943, 1945  
 O'Connell, John (IF) 1902

Oglivie, Ben (IF/OF) 1974-77  
 Okrie, Frank (LHP) 1920  
 Oldham, Red (LHP) 1914-15, 1920-22  
 O'Leary, Charley (IF/OF) 1904-12  
 Olivares, Omar (RHP) 1996-97  
 Oliver, Andy (LHP) 2010-11  
 Oliver, Joe (C) 1998  
 Oliveros, Lester (RHP) 2011  
 Olsen, Ole (RHP) 1922-23  
 Olson, Gregg (RHP) 1996  
 Olson, Karl (OF) 1957  
 O'Mara, Ollie (IF) 1912  
 O'Neal, Randy (RHP) 1984-86  
 Onslow, Eddie (IF) 1912-13  
 Onslow, Jack (C) 1912  
 Ordoñez, Magglio (OF) 2005-11  
 Orenego, Joe (IF) 1944  
 Ortega, Jose (RHP) 2012-14  
 O'Rourke, Frank (IF) 1924-26  
 Orrell, Joe (RHP) 1943-45  
 Osborne, Bobo (IF) 1957-59, 61-62  
 Outlaw, Jimmy (OF/IF) 1943-49  
 Overmire, Stubby (LHP) 1943-49  
 Owen, Frank (RHP) 1901  
 Owen, Marv (IF) 1931, 1933-37  
 Oyler, Ray (IF) 1965-68

## P

Pacella, John (RHP) 1986  
 Page, Phil (LHP) 1928-30  
 Palmer, David (RHP) 1989  
 Palmer, Dean (IF) 1999-2003  
 Paniagua, Jose (RHP) 2002  
 Papi, Stan (IF) 1980-81  
 Paquette, Craig (IF/OF) 2002-03  
**Paredes, Isaac (IF) 2020-**  
 Paredes, Johnny (IF) 1990-91  
 Parent, Mark (C) 1996  
 Parker, Clay (RHP) 1990  
 Parker, Salter (IF) 1936  
 Parks, Slicker (RHP) 1921  
 Parnell, Bobby (RHP) 2016  
 Parrish, Lance (C) 1977-86  
 Parsons, Dixie (C) 1939, 1942-43  
 Parthenheimer, Steve (IF) 1913  
 Pasek, Johnny (C) 1933  
 Pashnick, Larry (RHP) 1982-83  
 Patrick, Bob (OF) 1941-42  
 Patterson, Danny (RHP) 2000-04  
 Patterson, David (RHP) 1968-71  
 Patterson, Jarrod (IF) 2001  
 Pauley, Daryl (RHP) 2011  
 Payne, Fred (C/OF) 1906-08  
 Pearson, Terry (RHP) 2002  
 Peasley, Marv (LHP) 1910  
 Pedrique, Al (IF) 1989  
 Pelfrey, Mike (RHP) 2016  
 Pemberton, Rudy (OF) 1995  
 Peña, Brayan (C) 2013  
 Peña, Carlos (IF) 2002-05  
 Peña, Orlando (RHP) 1965-67  
 Peña, Ramon (RHP) 1989  
 Penn, Shannon (IF) 1995-96  
 Penny, Brad (RHP) 2011  
 Pentz, Gene (RHP) 1975  
 Penzloski, Pepper (IF) 1913  
 Pepper, Don (IF) 1966  
 Peralta, Jhonny (IF) 2010-13  
 Percival, Troy (RHP) 2005  
 Perez, Herman (IF) 2012-15  
 Perez, Neifi (IF) 2006-07  
 Perez, Tim (OF) 2007  
 Perisho, Matt (LHP) 2001-2002  
 Perkins, Cy (PH) 1934  
 Pernell, Hub (LHP) 1910, 1912  
 Perrotanoski, Ron (LHP) 1971-72  
 Perritt, Pol (RHP) 1921  
 Perry, Boyd (IF) 1941  
 Perry, Clay (IF) 1908  
 Perry, Hank (OF) 1912  
 Perry, Jim (RHP) 1973  
 Perry, Ryan (RHP) 2009-11  
 Pesky, Johnny (IF) 1952-54  
 Peters, John (C) 1915  
 Peters, Rick (IF/OF) 1979-81  
 Peterson, Dustin (OF) 2019  
 Petrick, Ben (OF) 2003  
 Petry, Brad (RHP) 1979-87, 1990-91  
 Pettis, Gary (OF) 1988-89, 1992  
 Pettjyjohn, Adam (LHP) 2001

Philly, Dave (IF/OF) 1957  
 Phillips, Bubba (IF/OF) 1955, 1963-64  
 Phillips, Eddie (C) 1929  
 Phillips, Jack (IF/OF) 1955-57  
 Phillips, Red (RHP) 1934, 1936  
 Phillips, Tony (IF) 1990-95  
 Pierce, Billy (LHP) 1945, 1948  
 Pierce, Jack (IF) 1975  
 Piet, Tony (IF) 1938  
 Pillette, Herman (RHP) 1922-24  
 Pineda, Luis (RHP) 2001  
 Pinelli, Babe (IF) 1913  
 Pipp, Wally (IF) 1920  
 Pippen, Cotton (RHP) 1939-40  
 Pittaro, Chris (IF) 1985  
 Platte, Al (OF) 1913  
 Podres, Johnny (LHP) 1966-67  
 Poffenberger, Boots (RHP) 1937-38  
 Polanco, Placido (IF) 2005-09  
 Polonia, Luis (DH/OF) 1999-00  
 Poole, Jim (LHP) 2000  
 Porcello, Rick (RHP) 2009-14  
 Porter, J.W. (C/OF/IF) 1955-57  
 Post, Lew (OF) 1902  
 Powell, Brian (RHP) 1988, 2002  
 Powell, Ray (OF) 1913  
 Power, Ted (RHP) 1988  
 Pratt, Del (IF) 1923-24  
 Presko, Joe (RHP) 1957-58  
 Presley, Alex (OF) 2016-17  
 Price, David (LHP) 2014-15  
 Price, Jim (C) 1967-71  
 Priddy, Jerry (IF) 1950-53  
 Pride, Curtis (OF) 1996-97  
 Proctor, Jim (RHP) 1959  
 Prudhomme, Augie (RHP) 1929  
 Pugh, Tim (RHP) 1997  
 Purcey, David (LHP) 2011  
 Purtell, Billy (IF) 1914  
 Putkonen, Luke (RHP) 2012-14  
 Putman, Ed (C) 1979

## Q

Quellich, George (OF) 1931

## R

Rabelo, Mike (C) 2006-07  
 Raburn, Ryan (IF/OF) 2004, 2007-12  
 Radatz, Dick (RHP) 1969  
 Radcliff, Rip (OF/IF) 1941-43  
 Rakow, Ed (RHP) 1964-65  
**Ramirez, Nick (LHP) 2019-**  
 Ramirez, Wilkin (OF) 2009-10  
 Randa, Joe (IF) 1998  
 Rapada, Clay (LHP) 2007-09  
 Rapp, Earl (OF) 1949  
 Ray, Jim (RHP) 1974  
 Ray, Robbie (LHP) 2014  
 Raymond, Bugs (RHP) 1904  
 Redman, Mark (LHP) 2001-02  
 Redmond, Wayne (OF) 1965, 1969  
 Reed, Bob (RHP) 1969-70  
 Reed, Evan (RHP) 2013-14  
 Reed, Jody (IF) 1997  
 Reese, Rich (IF/OF) 1973  
 Regan, Phil (RHP) 1960-65  
 Reiber, Frank (C/OF) 1933-36  
 Reininger, Zac (RHP) 2017-19  
 Remneas, Alex (RHP) 1913  
 Renfer, Erwin (RHP) 1912  
 Rensa, Tony (C) 1930  
 Renteria, Edgar (IF) 2008  
**Reyes, Victor (OF) 2018-**  
 Reynolds, Bob (RHP) 1975  
 Reynolds, Ross (RHP) 1914-15  
 Rhiel, Billy (IF/OF) 1932-33  
 Rhymes, Will (IF) 2010-11  
 Ribant, Dennis (RHP) 1968  
 Rice, Harry (OF/IF) 1928-30  
 Richards, Paul (C) 1943-46  
 Richardson, Nolen (IF) 1929, 1931-32  
 Richie, Bob (OF) 1989  
 Riebe, Hank (C) 1942, 1947-49  
 Rigney, Topper (IF) 1922-25  
 Rincon, Juan (RHP) 2009  
 Ripken, Bill (IF) 1998  
 Ritz, Kevin (RHP) 1989-92  
 Rivera, Michael (C) 2001-02  
 Roarke, Mike (C) 1961-64  
 Robbins, Bruce (LHP) 1979-80

Roberts, Bip (OF/IF/DH) 1998  
 Roberts, Dave (LHP) 1976-77  
 Roberts, Leon (OF) 1974-75  
 Roberts, Willis (RHP) 1999  
 Robertson, Jerry (RHP) 1970  
 Robertson, Nate (LHP) 2003-09  
 Robinson, Aaron (C) 1949-51  
 Robinson, Eddie (IF) 1957  
 Robinson, Jeff (RHP) 1987-90  
 Robinson, Rabbitt (IF/OF) 1904  
 Rodney, Fernando (RHP) 2002-09  
 Rodriguez, Aurelio (IF) 1971-79  
 Rodriguez, Francisco (RHP) 2016-17  
 Rodriguez, Ivan (C) 2004-08  
 Rodriguez, Ronny (IF) 2018-19  
 Rodriguez, Steve (IF) 1995  
 Rogalski, Joe (RHP) 1938  
 Rogell, Billy (IF/OF) 1930-39  
**Rogers, Jake (C) 2019**  
 Rogers, Kenny (LHP) 2006-08  
 Rogovin, Saul (RHP) 1949-51  
 Rojas, Mel (RHP) 1999  
 Roman, Bill (IF) 1964-65  
 Romero, Ed (IF) 1990  
 Romine, Andrew (IF) 2014-17  
**Romine, Austin (C) 2020**  
 Rondeau, Henri (C/IF) 1913  
 Rondón, Bruce (RHP) 2013-17  
 Roney, Matt (RHP) 2003  
 Rooker, Jim (LHP) 1968  
 Rosenthal, Trevor (RHP) 2019  
 Ross, Cody (OF) 2003  
 Ross, Don (IF/OF) 1938, 1942-45  
 Ross, Tyson (RHP) 2019  
 Rossman, Claude (IF) 1907-09  
 Rothschild, Larry (RHP) 1981-82  
 Rowan, Jack (RHP) 1906  
 Rowe, Schoolboy (RHP) 1933-42  
 Rowland, Rich (C) 1990-93  
 Rozema, Dave (RHP) 1977-84  
 Ruble, Art (OF) 1927  
 Rucker, Dave (LHP) 1981-83  
 Ruel, Muddy (C) 1931-32  
 Ruffin, Chance (RHP) 2011  
 Ruhl, Vern (RHP) 1974-77  
 Runyan, Sean (LHP) 1998-2000  
 Russell, Jack (RHP) 1937  
 Ryan, Dusty (C) 2008-09  
 Ryan, Kyle (LHP) 2014-17

## S

Sabel, Erik (RHP) 2002  
 Sager, A.J. (RHP) 1996-98  
 Salas, Mark (C) 1990-91  
 Salazar, Luis (OF/IF/DH) 1988  
 Salazar, Oscar (IF) 2002  
 Saltalamacchia, Jarrod (C) 2016, 2018  
 Samford, Ron (IF) 1955, 1957  
 Samuel, Juan (IF) 1994-95  
 Samuels, Joe (RHP) 1930  
 Sanchez, Alex (OF) 1985  
 Sanchez, Alex (OF) 2003-2004  
 Sanchez, Anibal (RHP) 2012-17  
 Sanders, Reggie (IF) 1974  
 Sanders, Scott (RHP) 1997-98  
 Santana, Julio (RHP) 2002  
 Santana, Marino (RHP) 1998  
 Santana, Pedro (IF) 2001  
 Santiago, Ramon (IF) 2002-03, 2006-13  
 Santos, Omir (C) 2011-12  
 Santos, Victor (RHP) 2001  
 Sardinha, Dane (C) 2008-09  
 Sargent, Joe (IF) 1921  
 Saucier, Kevin (LHP) 1981-82  
 Saunders, Dennis (RHP) 1970  
 Saupold, Warwick (RHP) 2016-18  
 Sborz, Jay (RHP) 2010  
 Scanlan, Bob (RHP) 1996  
 Scarborough, Ray (RHP) 1953  
 Schaefer, Germany (IF/OF) 1905-09  
 Schaller, Biff (OF/IF) 1911  
 Schang, Wally (C) 1931  
 Schatzeder, Dan (LHP) 1980-81  
 Scheibeck, Frank (IF) 1906  
 Scherman, Fred (LHP) 1969-73  
 Scherrer, Bill (LHP) 1984-86  
 Scherzer, Max (RHP) 2010-14  
 Schiapaccase, Lou (OF) 1902  
 Schlereth, Daniel (LHP) 2010-12

# TIGERS ALL-TIME ROSTER



Schmack, Brian (RHP) 2003  
 Schmidt, Boss (C/OF) 1906-11  
**Schoop, Jonathan (IF) 2010-**  
**Schreiber, John (RHP) 2019-**  
 Schu, Rick (IF) 1989  
 Schuble, Heinie (IF) 1929, 1932-35  
 Schultz, Barney (RHP) 1959  
 Schultzb, Bob (LHP) 1955  
 Schwabe, Mike (RHP) 1989-90  
 Scrivener, Chuck (IF) 1975-77  
 Seale, Johnnie (LHP) 1964-65  
 Searcy, Steve (LHP) 1988-91  
 Seats, Tom (LHP) 1940  
 Seay, Bobby (LHP) 2006-09  
 Secory, Frank (OF) 1940  
 Seelbach, Chuck (RHP) 1971-74  
 Semprich, Ray (RHP) 1960  
 Sewell, Rip (RHP) 1932  
 Sharon, Dick (OF) 1973-74  
 Shaw, Al (C/IF) 1901  
 Shaw, Bob (RHP) 1957-58  
 Shea, Merv (C) 1927-29, 1939  
 Shetts, Larry (OF) 1990  
 Sheffield, Gary (OF) 2007-08  
 Shelby, John (OF) 1990-91  
 Shelley, Hugh (OF) 1935  
 Shelton, Chris (C/IF) 2004-06  
 Sheridan, Pat (OF) 1986-88  
 Sherry, Larry (RHP) 1964-67  
 Shriver, Jimmy (IF) 1930  
 Shevin, Ivey (OF) 1931  
 Shoop, Ron (C) 1959  
 Shorten, Chick (OF/C) 1919-21  
 Siddall, Joe (C) 1998  
 Sierra, Ruben (OF/DH) 1996  
 Siever, Ed (LHP) 1901-02, 1906-08  
 Sigafoos, Frank (IF) 1929  
 Simmons, Al (OF/IF) 1936  
 Simmons, Hack (IF/OF) 1910  
 Simmons, Nelson (OF) 1984-85  
 Simon, Alfredo (RHP) 2015  
 Simon, Randall (1B) 2001-02  
 Sims, Duke (C/OF) 1972-73  
 Sinatra, Matt (C) 1989  
 Singleton, Duane (OF) 1996  
 Sisler, Dave (RHP) 1959-60  
 Sizemore, Scott (IF) 2010-11  
 Skeels, Dave (RHP) 1910  
 Skizas, Lou (OF/IF) 1958  
 Skopec, John (LHP) 1903  
**Skubal, Tarik (LHP) 2020-**  
 Slaton, Jim (RHP) 1978, 1986  
 Slayback, Bill (RHP) 1972-74  
 Slaughter, Lou (LHP) 1957-58  
 Small, Jim (OF) 1955-57  
 Small, Bob (LHP) 1959  
 Smith, Chad (RHP) 2014  
 Smith, Clay (RHP) 1940  
 Smith, George C. (IF) 1963-65  
 Smith, George S. (RHP) 1926-29  
 Smith, Heinie (IF) 1903  
 Smith, Jack (IF) 1912  
 Smith, Jason (IF) 2004-2005  
 Smith, Rufus (LHP) 1927  
 Smith, Willie (LHP) 1963  
 Smoker, Josh (LHP) 2018  
 Smyly, Drew (LHP) 2012-14  
 Snell, Nate (RHP) 1987  
 Sodowsky, Clint (RHP) 1995-96  
 Soria, Joakim (RHP) 2014-15  
 Sorrell, Vic (RHP) 1928-37  
 Sosa, Elias (RHP) 1982  
**Soto, Gregory (LHP) 2019-**  
 Souchock, Steve (OF/IF) 1951-55  
 Sparks, Steve (RHP) 2000-03  
 Sparma, Joe (RHP) 1964-69  
 Spicer, Kid (LHP) 1909  
 Spencer, George (RHP) 1958, 1960  
 Spencer, Tubby (C/IF) 1916-18  
 Spikes, Charlie (OF) 1978  
 Spilman, Harry (IF) 1986  
 Spurling, Chris (RHP) 2003-06  
 St. Pierre, Max (C) 2010  
 Stainback, Tuck (OF) 1940-41  
 Stairs, Matt (IF) 2006  
 Staley, Gerry (RHP) 1961  
 Stanage, Oscar (C/IF) 1909-20, 1925  
 Stanage, Mickey (OF/IF) 1964-78  
 Staon, Joe (IF) 1972-73  
 Staud, Rusty (OF) 1976-79

Steen, Bill (RHP) 1915  
 Stegman, Dave (OF) 1978-80  
 Steiner, Ben (PR) 1947  
 Stevenson, Todd (OF) 1995  
**Stewart, Christian (OF) 2018-**  
 Stewart, Walter (LHP) 1921  
 Stidham, Phil (RHP) 1994  
 Stoddard, Bob (RHP) 1985  
 Stone, John (OF) 1928-33  
 Stoner, Lil (RHP) 1922, 1924-29  
 Stovall, Jesse (RHP) 1904  
 Strahler, Mike (RHP) 1973  
 Strampe, Bob (RHP) 1972  
 Strange, Doug (IF) 1989  
 Streuli, Walt (C) 1954-56  
 Strouc, Sailor (RHP) 1910  
 Stuart, Marlin (RHP) 1949-52  
 Stubbs, Franklin (IF/OF) 1995  
 Stump, Jim (RHP) 1957, 1959  
 Stumpf, Daniel (LHP) 2017-19  
 Sturdivant, Tom (RHP) 1963  
 Suarez, Eugenio (IF) 2014  
 Suggden, Joe (IF) 1912  
 Suggs, George (RHP) 1908-09  
 Sullivan, Billy, Sr. (C) 1916  
 Sullivan, Billy, Jr. (C/IF) 1940-41  
 Sullivan, Charlie (RHP) 1928, 1930-31  
 Sullivan, Jack (IF) 1944  
 Sullivan, Joe (LHP) 1935-36  
 Sullivan, John E. (C) 1905  
 Sullivan, John P. (C) 1963-65  
 Sullivan, Russ (OF) 1951-53  
 Summers, Champ (OF) 1979-81  
 Summers, Ed (RHP) 1908-12  
 Susce, George C. (C) 1932  
 Susce, George D. (RHP) 1958-59  
 Sutherland, Gary (IF) 1974-76  
 Sutherland, Suds (RHP) 1921  
 Sweeney, Bill (IF/OF) 1928  
 Swift, Bob (C) 1944-53  
 Sykes, Bob (LHP) 1977-78  
 Szotkiewicz, Ken (IF) 1970

**T**

Tanana, Frank (LHP) 1985-92  
 Tata, Jordan (RHP) 2006-07  
 Tavenar, Jackie (IF) 1921, 1925-28  
 Taylor, Bennie (IF) 1952  
 Taylor, Bill (OF) 1957-58  
 Taylor, Bruce (RHP) 1977-79  
 Taylor, Gary (RHP) 1969  
 Taylor, Tony (IF/OF) 1971-73  
 Taylor, Wiley (RHP) 1911  
 Terbetts, Birdie (C) 1936-42, 1946-47  
 Terrell, Walt (RHP) 1958-88, 1990-92  
 Terry, John (C) 1902  
 Tettleton, Mickey (C/DH) 1991-94  
 Thames, Marcus (OF) 2004-09  
 Thomas, Brad (LHP) 2010-11  
 Thomas, Bud (RHP) 1939-41  
 Thomas, Clete (OF) 2008-09, 2012  
 Thomas, Frosty (RHP) 1905  
 Thomas, George (IF/OF) 1957-58, 1961, 1964-65  
 Thomas, Ira (C) 1908  
 Thompson, Jason (IF) 1976-80  
 Thompson, Justin (LHP) 1996-99  
 Thompson, Sam (OF) 1906  
 Thompson, Tim (C) 1958  
 Thurman, Gary (OF) 1993  
 Thurmond, Mark (LHP) 1986-87  
 Timmerman, Tom (RHP) 1969-73  
 Tingley, Ron (C) 1995  
 Tobik, Dave (RHP) 1978-82  
 Tobin, Jim (RHP) 1945  
 Tolar, Kevin (LHP) 2000-01  
 Tolman, Tim (OF) 1986-87  
 Tomberlin, Andy (OF/DH) 1998  
 Torgeson, Earl (IF) 1955-57  
 Torres, Andres (OF) 2002-04  
 Torres, Carlos (RHP) 2019  
 Tracewski, Dick (IF) 1966-69  
 Trammell, Alan (IF) 1977-96  
 Trammell, Bubba (OF/DH) 1997  
 Travers, Al (RHP) 1912  
 Treanor, Matt (C) 2009  
 Tresh, Tom (IF/OF) 1969  
 Triandos, Gus (C) 1963  
 Trout, Dizzy (RHP) 1939-52  
 Troy, Bun (RHP) 1912

Truby, Chris (IF) 2002  
 Trucks, Virgil (RHP) 1941-43, 1945-52, 1956  
 Trujillo, Mike (RHP) 1988-89  
 Tsitouris, John (RHP) 1957  
 Tuiaosopo, Matt (IF/OF) 2013  
**Turnbull, Spencer (RHP) 2011-**  
 Turner, Jacob (RHP) 2017-18, 2018  
 Turner, Jerry (OF) 1982  
 Tuttle, Bill (OF) 1952, 1954-57  
 Tutwiler, Guy (IF/OF) 1911, 1913

**U**

Uhl, Bob (RHP) 1940  
 Uhle, George (RHP) 1929-33  
 Ujdur, Jerry (RHP) 1980-83  
 Underwood, Pat (LHP) 1979-80, 1982-83  
 Unser, Al (C/IF) 1942-44  
 Upton, Justin (OF) 2016-17  
 Urbani, Tom (LHP) 1996  
 Urbina, Ugueth (RHP) 2004-05  
 Urdaneta, Lino (RHP) 2004

**V**

Valdez, Jose (RHP) 2015  
 Valentineti, Vito (RHP) 1958  
 Valverde, Jose (RHP) 2010-13  
 Vangilder, Elam (RHP) 1928-29  
 Van Hekken, Andy (LHP) 2002  
 Van Poppel, Todd (RHP) 1996  
 Vasquez, Virgil (RHP) 2007  
 Veach, Bobby (OF) 1912-23  
 Veal, Coot (IF) 1958-60, 1963  
 Vedder, Lou (RHP) 1920  
 Veras, Jose (RHP) 2013  
 Veres, Randy (RHP) 1996  
 VerHagen, Drew (RHP) 2014-19  
 Verlander, Justin (RHP) 2005-17  
 Veryzer, Tom (IF) 1973-77  
 Vico, Sam (IF) 1948-49  
 Villafuerte, Brandon (RHP) 2000  
 Villarreal, Brayan (RHP) 2011-13  
 Vina, Fernando (IF) 2004  
 Virgil, Ozzie (IF/C) 1958, 1960-61  
 Vitt, Ossie (IF/OF) 1912-18

**W**

Wade, Jake (LHP) 1936-38  
 Wagner, Hal (C) 1947-48  
 Wagner, Mark (IF) 1976-80  
 Wakefield, Dick (OF) 1941, 1943-44, 1946-49  
 Wakeland, Chris (OF) 2001  
 Walbeck, Matt (C) 1997, 2002-03  
 Walenderwad, Jan (IF) 1987-88  
 Walker, Dixie (OF) 1938-39  
 Walker, Frank (OF) 1917-18  
 Walker, Gee (OF) 1931-37  
 Walker, Hub (OF) 1931, 1935, 1945  
 Walker, Jamie (LHP) 2002-06  
 Walker, Luke (RHP) 1974  
 Walker, Mike (RHP) 1996  
 Walker, Tom (RHP) 1975  
 Walkup, Jim E. (RHP) 1939  
 Walkup, Jim H. (LHP) 1927  
 Walsh, Jim (LHP) 1921  
 Wapnick, Steve (RHP) 1990  
 Ward, Gary (IF/OF) 1989-90  
 Ward, Hap (OF) 1912  
 Warden, Jon (LHP) 1968  
 Warner, Jack (IF) 1925-28  
 Warner, John (C) 1905-06  
 Washburn, Jarrod (LHP) 2009  
 Watson, Johnny (IF) 1930  
 Weaver, Jeff (RHP) 1999-2002  
 Weaver, Jim (OF) 1985  
 Weaver, Roger (RHP) 1980  
 Webb, Earl (OF/IF) 1932-33  
 Webb, Skeeter (IF) 1945-46  
 Weber, Thad (RHP) 2012  
 Wehmeier, Herm (RHP) 1958  
 Weik, Dick (RHP) 1953-54  
 Weinhardt, Robbie (RHP) 2010-11  
 Welch, Mil (C) 1945  
 Wells, Casper (OF) 2010-11  
 Wells, David (LHP) 1993-95  
 Wells, Ed (LHP) 1923-27  
 Wert, Don (IF) 1963-70  
 Wertz, Vic (OF/IF) 1947-52, 1961-63  
 Whelan, Charlie (RHP) 1912  
 Whelan, Kevin (RHP) 2014

Whillock, Jack (RHP) 1971  
 Whitaker, Lou (IF) 1977-95  
 White, Derrick (OF/IF) 1995  
 White, Hal (RHP) 1941-43, 1946-52  
 White, Jo-Jo (OF) 1932-38  
 White, Rondell (OF) 2004-05  
 Whitehill, Earl (LHP) 1923-32  
 Whiteside, Sean (LHP) 1995  
 Wickander, Kevin (LHP) 1995  
 Wickersham, Dave (RHP) 1964-67  
 Wiggs, Jimmy (RHP) 1905-06  
 Wight, Bill (LHP) 1952-53  
 Wilcox, Milt (RHP) 1977-85  
 Wilk, Adam (RHP) 2011-12  
 Willett, Ed (RHP) 1906-13  
 Williams, Brian (RHP) 1996  
 Williams, Eddie (OF/IF/DH) 1996  
 Williams, Frank (RHP) 1989  
 Williams, Johnny (RHP) 1914  
 Williams, Ken (OF) 1989-90  
 Williams, Lefty (LHP) 1913-14  
 Willis, Carl (RHP) 1984  
 Willis, Dontrelle (LHP) 2008-10  
 Wilson, Alex (RHP) 2015-18  
 Wilson, Bobby (C) 2016, 2019  
 Wilson, Earl (RHP) 1966-70  
 Wilson, Glenn (OF) 1982-83  
 Wilson, Icehouse (PH) 1934  
 Wilson, Jack (RHP) 1942  
 Wilson, Josh (IF) 2015  
 Wilson, Justin (LHP) 2016-17  
 Wilson, Mutt (RHP) 1920  
 Wilson, Red (C) 1954-60  
 Wilson, Squanto (C) 1911  
 Wilson, Vance (C) 2005-08  
 Wilson, Walter (RHP) 1945  
 Wingo, Red (OF/IF) 1924-28  
 Winter, George (RHP) 1908  
 Wise, Casey (IF) 1960  
 Wise, Hughie (C) 1930  
 Witt, Kevin (IF) 2003  
 Wockenusch, John (C/OF/IF) 1974-83  
 Wojey, Pete (RHP) 1956-57  
 Wolf, Randy (LHP) 2015  
 Wood, Bob (C) 1904-05  
 Wood, Jake (IF/OF) 1961-67  
 Wood, Jason (IF/DH) 1998-99  
 Wood, Joe (IF) 1943  
 Woodall, Larry (C) 1920-29  
 Woodeshick, Hal (LHP) 1956, 1961  
 Woods, Ron (OF) 1969  
 Woodyard, Mark (RHP) 2005  
 Works, Ralph (RHP) 1909-12  
 Worrell, Tim (RHP) 1998  
 Worth, Danny (IF) 2010-14  
 Wuesting, Yats (IF) 1929-30  
 Wyatt, John (RHP) 1968  
 Wyatt, Whit (RHP) 1929-33

**Y**

Yan, Esteban (RHP) 2004  
 Yde, Emil (LHP) 1929  
 Yeager, Joe (IF/RHP/OF) 1901-03  
 Yelle, Archie (C) 1917-19  
 Yewciv, Tom (C) 1957  
 York, Rudy (IF/C/OF) 1934, 1937-45  
 Yost, Eddie (IF) 1959-60  
 Young, Delmon (OF) 2011-12  
 Young, Dmitri (IF/OF) 2002-06  
 Young, Ernie (OF) 2003  
 Young, John (IF) 1971  
 Young, Kip (RHP) 1978-79  
 Young, Matt (IF/OF) 2012  
 Young, Ralph (IF) 1915-21

**Z**

Zachary, Chris (RHP) 1972  
 Zamloch, Carl (RHP) 1913  
 Zapp, Bill (RHP) 1971  
 Zernial, Gus (OF/IF) 1958-59  
 Zimmermann, Jordan (RHP) 2016-20  
 Zumaya, Joel (RHP) 2006-10  
 Zuberink, Gregg (RHP) 1954-55



# TIGERS ALL-TIME ROSTER

## DETROIT NATIONAL LEAGUE CLUB

## 1881-1888

**- B -**  
 Baldwin, Lady (LHP/OF), 1885-88  
 Beatin, Eb (RHP), 1987-88  
 Beatie, Dave (C/OF), 1884  
 Bennett, Charlie (C/IF/OF), 1881-88  
 Bradley, George (IF), 1881  
 Brill, Frank (RHP), 1884  
 Briody, Fatty (C), 1887  
 Broughton, Cal (C), 1888  
 Brouthers, Dan (IF), 1886-88  
 Brown, Lew (IF/OF), 1881  
 Bryant, George (IF), 1885  
 Buker, Harry (IF/OF), 1884  
 Burke, Walter (P), 1887  
 Burns, Dick (OF/LHP), 1883

**- C -**  
 Campau, Count (OF), 1888  
 Casey, Bob (IF), 1882  
 Casey, Dan (LHP), 1885  
 Collins, Chub (IF), 1885  
 Conway, Pete (RHP/OF), 1886-88  
 Cox, Frank (IF), 1884  
 Crane, Sam (IF/OF), 1885-86

**- D -**  
 Decker, Harry (C/IF/OF), 1886  
 Derby, George (RHP), 1881-82  
 Donely, Jim (IF), 1885  
 Dorgan, Mike (IF/OF), 1881  
 Dunlap, Fred (IF/OF/RHP), 1886-87

**- F -**  
 Farrell, Joe (IF/OF) 1882-84  
 Foley, Will (IF), 1881  
 Forster, Tom (IF), 1882

**- G -**  
 Ganzel, Charlie (C/IF/OF), 1886-88  
 Gastfield, Ed (C/IF/OF), 1884-85  
 Geiss, Bill (IF/OF/P), 1884  
 Gerhardt, Joe (IF), 1881  
 Getzein, Charlie (RHP), 1884-88  
 Gillen, Tom (C), 1888  
 Gilligan, Barney (C), 1888  
 Gruber, Henry (LHP), 1887-88  
 Guiney, Ben (C/OF), 1883-84

**- H -**  
 Halpin, Jim (IF), 1885  
 Hanlon, Ned (IF/OF), 1881-88  
 Houck, Sadie (IF), 1881, 1883

**- J -**  
 Jones, Frank (IF/OF), 1884  
 Jones, Jumping Jack (RHP), 1883

**- K -**  
 Kearns, Tom (IF), 1882, 1884  
 Kellogg, Nat (IF), 1885  
 Kenzie, Walt (IF), 1882  
 Knight, Lon (OF/IF), 1881-82

**- L -**  
 LaRouque, Sam (IF), 1888  
 Leary, Jack (OF/LHP), 1881  
 Lowe, Richard (C), 1884  
 Luff, Henry (IF), 1882

**- M -**  
 Manning, Jimmy (IF/OF), 1885-87  
 Mansell, Tom (IF/LHP), 1883  
 McGeachy, Jack (OF), 1886

McGeary, Mike (IF), 1882  
 McGuire, Deacon (C/OF), 1885, 1888  
 McIntyre, Frank (P), 1883  
 McQuery, Mox (IF/OF), 1885  
 Meinke, Frank (IF/P/OF), 1884-85  
 Moore, Jerry (C), 1885  
 Moriarity, Gene (OF/IF/LHP), 1885  
 Morrissey, John (IF), 1882  
 Morton, Charlie (IF), 1885  
 Mountain, Frank (RHP), 1881  
 Moynahan, Mike (OF), 1881  
 Mullane, Tony (P), 1881

**- N -**  
 Nicholson, Parson (IF), 1888

**- O -**  
 O'Leary, Dan (OF), 1881  
 Olin, Frank (IF), 1885

**- P -**  
 Phillips, Marr (IF), 1885  
 Powell, Martin (IF/C), 1881-83  
 Prince, Walter (IF/OF), 1884

**- Q -**  
 Quest, Joe (IF/OF), 1883-85

**- R -**  
 Radbourn, George (RHP/OF) 1883  
 Reilley, Charlie (C/IF/OF), 1881  
 Richardson, Hardy (IF/OF/RHP), 1886-88  
 Ringo, Frank (C/IF/OF), 1885  
 Robinson, Yank (IF/OF/RHP), 1882  
 Rowe, Jack (IF/C), 1886-88

**- S -**  
 Santry, Ed (IF), 1884  
 Scheffler, Ted (OF), 1888  
 Scheibeck, Frank (IF), 1888  
 Scott, Mill (IF), 1884-85  
 Shaw, Dupee (LHP/OF), 1883-84  
 Shindle, Bill (IF/OF), 1886-87  
 Smith, Bill (P), 1886  
 Smith, Phenomenal (LHP), 1886  
 Stearns, Dan (IF), 1881  
 Sutcliffe, Sy (IF/C/OF), 1888

**- T -**  
 Taylor, Billy (OF), 1881  
 Thompson, Sam (OF), 1885-88  
 Trott, Sam (C/IF/OF), 1881-83  
 Troy, Dasher (IF), 1881-82  
 Twitchell, Larry (OF/RHP), 1886-88

**- W -**  
 Weber, Harry (OF), 1884  
 Weidmann, Stump (RHP/OF/IF), 1881-85, 1887  
 Wells, Jake (C), 1888  
 White, Deacon (IF/OF), 1886-88  
 White, Will (RHP), 1881  
 Whitney, Art (IF/RHP), 1881-82  
 Willigrod, Julius (OF), 1882  
 Wise, Sam (IF), 1881  
 Wood, Fred (C/OF/IF), 1884  
 Wood, George (OF/IF/RHP), 1881-85

**- Z -**  
 Zimmer, Chief (C/OF), 1884

## TIGERS ALL-TIME TRADES

- 1903**  
 June 10 Acquired INF's Ernie Courtney and Herman Long from the **Yankees** for INF Kid Elberfield
- 1904**  
 January 8 Acquired RHP Jesse Stovall and LHP Ed Killian from the **Indians** for OF Billy Lush  
 July 25 Acquired C Monte Beville from the **Yankees** for C Frank McManus  
 August 7 Acquired INF Piano Legs Hickman from the **Indians** for C Fritz Buelow and INF Charlie Carr
- 1909**  
 August 13 Acquired INF Jim Delahanty from the **Senators** for INF's Germany Schaefer and Red Killefer  
 August 20 Acquired INF Tom Jones from the **Browns** for INF Claude Rossman
- 1915**  
 August 18 Acquired RHP's Bill James and Grover Lowdermilk from the **Browns** for OF Baby Doll Jacobson
- 1919**  
 January 17 Acquired LHP Slim Love, C Eddie Ainsmith and OF Chick Shorten from the **Red Sox** for INF Ossie Vitt  
 July 5 Acquired RHP Doc Ayers from the **Senators** for RHP Eric Erickson
- 1922**  
 October 30 Acquired RHP Rip Collins and INF Del Pratt from the **Red Sox** for RHP's Carl Holling and Howard Ehmke, INF Danny Clark, OF Babe Herman and cash considerations  
 November 24 Acquired LHP Ray Francis from the **Senators** for INF Chick Gagnon
- 1925**  
 December 9 Acquired INF Homer Ezzell and OF Tex Vache from the **Red Sox** for INF Fred Haney
- 1927**  
 January 15 Acquired C Pinky Hargrave and INF's Marty McManus and Bobby LaMotte from the **Browns** for LHP Lefty Stewart, C Otto Miller and INF's Frank O'Rourke and Billy Mullen  
 December 2 Acquired RHP Elam Vangilder, INF Chick Galloway and OF Harry Rice from the **Browns** for INF Lu Blue and OF Heinie Manush
- 1928**  
 December 11 Acquired RHP George Uhle from the **Indians** for RHP Ken Holloway and INF Jackie Tavener  
 December 19 Acquired INF Bucky Harris from the **Senators** for INF Jack Warner
- 1930**  
 May 30 Acquired RHP Waite Hoyt and INF Mark Koenig from the **Yankees** for RHP Ownie Carroll, INF Yats Wuestling and OF Harry Rice
- 1931**  
 March 31 Acquired C Muddy Ruel from the **Red Sox** for INF Marty McManus
- 1932**  
 June 12 Acquired OF Earl Webb from the **Red Sox** for INF Dale Alexander and OF Roy Johnson  
 December 14 Acquired RHP Firpo Marberry and LHP Carl Fischer from the **Senators** for LHP Earl Whitehill
- 1933**  
 June 2 Acquired RHP Vic Frasier from the **White Sox** for RHP Whit Wyatt  
 December 12 Acquired C Mickey Cochrane from the **Athletics** for C Johnny Pask and cash considerations  
 December 20 Acquired OF Goose Goslin from the **Senators** for OF John Stone
- 1936**  
 April 30 Acquired INF Jack Burns from the **Browns** for LHP Chief Hogsett
- 1937**  
 December 2 Acquired RHP Vern Kennedy, INF Tony Piet and OF Dixie Walker from the **White Sox** for C Mike Tresh, INF Marv Owen and OF Gee Walker
- 1938**  
 December 15 Acquired LHP Archie McKain and INF Pinky Higgins from the **Red Sox** for RHP Eldon Auker, LHP Jake Wadd and OF Chet Morgan

# TIGERS ALL-TIME TRADES



<b>1939</b>	
May 13	Acquired RHP's Bobo Newsom and Jim Walkup, INF Red Kress and OF Beau Bell from the <b>Browns</b> for RHP's Vern Kennedy, Bob Harris, George Gill and Roxie Lawson, INF Mark Christman and OF Chet Laabs
June 14	Acquired OF Earl Averill from the <b>Indians</b> for LHP Harry Eisenstat and cash considerations
December 6	Acquired INF Dick Bartell from the <b>Cubs</b> for INF Billy Rogell
<b>1940</b>	
January 20	Acquired OF Bruce Campbell from the <b>Indians</b> for OF Beau Bell
<b>1941</b>	
December 12	Acquired INF Jimmy Bloodworth and OF Doc Cramer from the <b>Senators</b> for INF Frank Croucher and OF Bruce Campbell
<b>1942</b>	
July 17	Acquired RHP Jack Wilson from the <b>Senators</b> for INF Eric McNair (McNair refused to report)
<b>1943</b>	
October 11	Acquired C Bob Swift and INF Don Heffner from the <b>Athletics</b> for OF Rip Radcliff
<b>1944</b>	
December 12	Acquired INF Skeeter Webb from the <b>White Sox</b> for INF Joe Orenge
<b>1945</b>	
January 27	Acquired OF Roy Cullenbine from the <b>Indians</b> for INF's Don Ross and Dutch Meyer
<b>1946</b>	
January 3	Acquired INF Eddie Lake from the <b>Red Sox</b> for INF Rudy York
May 18	Acquired INF George Kell from the <b>Athletics</b> for OF Barney McCosky
<b>1947</b>	
May 20	Acquired C Hal Wagner from the <b>Red Sox</b> for C Birdie Tebbetts
<b>1948</b>	
November 10	Acquired C Aaron Robinson from the <b>White Sox</b> for LHP Billy Pierce and cash considerations
<b>1949</b>	
May 7	Acquired INF Don Kolloway from the <b>White Sox</b> for C Vern Rapp
December 14	Acquired INF Gerry Priddy from the <b>Browns</b> for RHP Lou Kretlow and cash considerations
December 17	Acquired INF Dick Kryhoski from the <b>Yankees</b> for OF Dick Wakefield
<b>1951</b>	
May 15	Acquired LHP Bob Cain from the <b>White Sox</b> for RHP Saul Rogovin
<b>1952</b>	
February 14	Acquired LHP Dick Littlefield, C Matt Batts, INF Ben Taylor and OF Cliff Mapes from the <b>Browns</b> for LHP's Gene Bearden and Bob Cain
June 3	Acquired LHP Bill Wight, INF's Johnny Pesky, Walt Dropo and Fred Hatfield and OF Don Lenhardt from the <b>Red Sox</b> for RHP Dizzy Trout, INF's George Kell and Johnny Lipon and OF Hoot Evers
August 14	Acquired RHP's Ned Garver, Dave Madison and Bud Black and OF Jim Delsing from the <b>Browns</b> for RHP Marlin Stuart, LHP Dick Littlefield and OF's Vic Wertz and Don Lenhardt
October 27	Acquired OF Jake Crawford from the <b>Browns</b> for INF Neil Bery and OF Cliff Mapes
December 4	Acquired INF Owen Friend, INF/OF J.W. Porter and OF Bob Nieman from the <b>Browns</b> for RHP's Virgil Trucks and Hal White and OF Johnny Groth
<b>1953</b>	
January 29	Acquired INF Billy Hitchcock from the <b>Athletics</b> for INF Don Kolloway
June 15	Acquired RHP's Steve Gromek and Dick Weik, LHP Al Aber and INF Ray Boone from the <b>Indians</b> for RHP Art Houtteman, LHP Bill Wight, C Joe Ginsberg and INF Owen Friend
<b>1954</b>	
May 29	Acquired C Robert Wilson from the <b>White Sox</b> for C Matt Batts
June 9	Acquired INF Wayne Belardi from the <b>Dodgers</b> for RHP Ernie Nevel, C John Bucha, INF Charley Kress and cash considerations
December 6	Acquired RHP Leo Cristante and INF's Ferris Fain and Jack Phillips from the <b>White Sox</b> for LHP Ted Gray, INF Walt Dropo and OF Bob Nieman
<b>1955</b>	
November 30	Acquired RHP Virgil Trucks from the <b>White Sox</b> for OF Bubba Phillips
<b>1956</b>	
May 15	Acquired INF Jim Brideweser and INF/OF Bob Kennedy from the <b>White Sox</b> for INF Fred Hatfield and OF Jim Delsing
December 3	Acquired RHP's Jack Crimman and Bill Harrington and INF's Eddie Robinson and Jim Finigan from the <b>Athletics</b> for RHP's Virgil Trucks and Ned Garver, LHP Gene Host and INF Wayne Belardi
<b>1957</b>	
February 12	Acquired INF Jack Dittmer from the <b>Braves</b> for OF Charles King and cash considerations
April 30	Acquired OF Karl Olson from the <b>Red Sox</b> for INF Jack Phillips
June 13	Acquired OF Dave Philley and cash considerations from the <b>White Sox</b> for INF Earl Torgeson
November 20	Acquired RHP Tom Morgan, LHP Maury McDermott, C Charlie Thompson, INF Billy Martin and OF's Gus Zernal and Lou Skizas from the <b>Athletics</b> for RHP's Duke Maas and John Tsitouris, C Frank House, INF Kent Hadley, OF's Bill Tuttle and Jim Small and a player to be named (INF Jim McManus)
<b>1958</b>	
January 28	Acquired INF's Ozzie Virgil and Gail Harris from the <b>Giants</b> for INF Jim Finigan and cash considerations
February 18	Acquired LHP Hank Aguirre and C Jim Hegan from the <b>Indians</b> for LHP Hal Woodeshick and C J.W. Porter
March 31	Acquired RHP Vito Valentinetti and INF Milt Bolling from the <b>Indians</b> for RHP Pete Wojey and cash considerations
June 15	Acquired RHP Bill Fischer and OF Tito Francona from the <b>White Sox</b> for RHP Bob Shaw and INF Ray Boone
June 23	Acquired RHP Al Cicotte from the <b>Senators</b> for RHP Vito Valentinetti
July 27	Acquired C John Turk and cash considerations from the <b>Phillies</b> for C Jim Hegan
November 20	Acquired RHP Ray Narleski, LHP Don Mossi and INF Ossie Alvarez from the <b>Indians</b> for RHP Al Cicotte and INF Billy Martin
December 5	Acquired C Lou Berberet from the <b>Red Sox</b> for RHP Herb Moford
December 6	Acquired INF's Eddie Yost and Rocky Bridges and OF Neil Chrisley from the <b>Senators</b> for INF's Reno Bertoia and Ron Samford and OF Jim Delsing
<b>1959</b>	
January 29	Acquired OF Larry Doby from the <b>Indians</b> for OF Tito Francona
May 2	Acquired RHP Dave Sisler and INF Ted Lepcio from the <b>Red Sox</b> for LHP Billy Hoefl
October 15	Acquired RHP Don Kaiser, C Mike Roarke and INF Casey Wise from the <b>Braves</b> for RHP Don Lee and C Charlie Lau
<b>1960</b>	
April 12	Acquired INF Norm Cash from the <b>Indians</b> for INF Steve Demeter
April 17	Acquired OF Rocky Colavito from the <b>Indians</b> for OF Harvey Kuenn
May 6	Acquired RHP Sandy Amoros from the <b>Dodgers</b> for INF Gail Harris
June 15	Acquired RHP Clem Labine from the <b>Dodgers</b> for RHP Ray Semproch
July 22	Acquired RHP Bill Fischer from the <b>Senators</b> for RHP Tom Morgan
July 25	Acquired C Hank Foiles from the <b>Indians</b> for C Bob Wilson and INF Rocky Bridges
December 7	Acquired RHP Terry Fox, C Dick Brown, INF Chuck Cottier and OF Bill Bruton from the <b>Braves</b> for INF Frank Bolling and OF Neil Chrisley
<b>1961</b>	
May 10	Acquired INF Jim Baumer from the <b>Reds</b> for INF Dick Gernert



# TIGERS ALL-TIME TRADES

- June 5 Acquired LHP Hal Woodeschick from the **Senators** for INF Chuck Cottier  
 June 7 Acquired RHP Jerry Casale from the **Angels** for RHP Jim Donohue  
 July 31 Acquired RHP Gerry Staley and INF Reno Bertoia from the **Athletics** for RHP Bill Fischer and INF Ozzie Virgil  
 September 8 Acquired INF Vic Wertz from the **Red Sox** for cash considerations  
 December 1 Acquired RHP Sam Jones from the **Colt 45's** for RHPs Bob Bruce and Manny Montejo
- 1962**  
 June 25 Acquired INF/OF Bob Farley from the **White Sox** for OF Charlie Maxwell  
 November 25 Acquired INF Bubba Phillips from the **Indians** for RHP Gordon Seyfried and LHP Ron Nischwitz  
 November 26 Acquired C Gus Triandos and OF Whitey Herzog from the **Orioles** for C Dick Brown  
 November 27 Acquired RHP Bob Anderson from the **Cubs** for INF Steve Bors
- 1963**  
 August 23 Acquired OF Wayne Comer and cash considerations from the **Senators** for INF Larry Osborne  
 May 8 Acquired OF Lou Johnson and cash considerations from the **Braves** for INF Chico Fernandez  
 June 15 Acquired OF George Thomas and cash considerations from the **Angels** for RHP Paul Foytack and INF Frank Kostro  
 November 18 Acquired RHP's Ed Rakow and Dave Wickersham and INF Jerry Lumpe from the **Athletics** for RHP Bob Anderson, OF Rocky Colavito and cash considerations  
 December 4 Acquired RHP Jack Hamilton and OF Don Demeter from the **Phillies** for RHP Jim Bunning and C Gus Triandos
- 1964**  
 April 9 Acquired RHP Larry Sherry from the **Dodgers** for OF Lou Johnson and cash considerations  
 April 28 Acquired RHP Julio Navarro from the **Angels** for OF Willie Smith
- 1965**  
 October 4 Acquired RHP Bill Monbouquette from the **Red Sox** for INF George Smith and OF George Thomas  
 December 15 Acquired INF Dick Tracewski from the **Dodgers** for RHP Phil Regan
- 1966**  
 May 10 Acquired LHP Johnny Podres from the **Dodgers** for cash considerations  
 May 10 Acquired cash considerations from the **Phillies** for RHP Terry Fox  
 June 14 Acquired RHP Earl Wilson and OF Joe Christopher from the **Red Sox** for RHP Julio Navarro and OF Don Demeter
- 1967**  
 May 5 Acquired cash considerations from the **Indians** for RHP Orlando Pena  
 June 23 Acquired cash considerations from the **Reds** for OF Jake Wood  
 June 29 Acquired OF Jim Landis from the **Astros** for RHP Larry Sherry  
 August 17 Acquired INF Eddie Mathews from the **Astros** for RHP Fred Gladding and cash considerations  
 November 28 Acquired RHP Dennis Ribant from the **Pirates** for RHP Dave Wickersham
- 1968**  
 April 3 Acquired INF Fred Moulder from the **Dodgers** for LHP Hank Aguirre  
 July 26 Acquired RHP Don McMahon from the **White Sox** for RHP Dennis Ribant
- 1969**  
 June 14 Acquired INF/OF Tom Tresh from the **Yankees** for OF Ron Woods  
 December 3 Acquired RHP Jerry Robertson from the **Expos** for RHP Joe Sparna  
 December 4 Acquired RHP Joe Niekro from the **Padres** for RHP Pat Dobson and INF Dave Campbell  
 December 13 Acquired INF Dalton Jones from the **Red Sox** for INF Tom Matchick
- 1970**  
 May 22 Acquired LHP Bill Rohr and OF Russ Nagelson from the **Indians** for RHP Fred Lasher  
 October 9 Acquired RHP's Joe Coleman and Jim Hannan and INF's Eddie Brinkman and Aurelio Rodriguez from the **Senators** for RHP's Denny McLain and Norm McRae, INF Don Wert and OF Elliott Maddox
- 1971**  
 March 29 Acquired RHP Bill Zepp from the **Twins** for RHP Art Clifford and INF Bob Adams  
 June 12 Acquired INF Tony Taylor from the **Phillies** for RHP's Mike Fremuth and Carl Cavanaugh  
 December 2 Acquired C Tom Haller from the **Dodgers** for a player to be named (LHP Bernie Beckman) and cash considerations
- 1972**  
 May 9 Acquired INF/OF Reggie Sanders from the **Athletics** for LHP Mike Kilkenny  
 May 30 Acquired RHP Norm McRae from the **Rangers** for INF Dalton Jones  
 November 30 Acquired OF Dick Sharon from the **Pirates** for RHP Norm McRae and LHP Jim Foor
- 1973**  
 March 27 Acquired RHP Jim Perry from the **Twins** for RHP Danny Fife and cash considerations  
 April 2 Acquired C Charlie Sands from the **Pirates** for RHP Chris Zachary  
 May 14 Acquired C Bob Didier from the **Braves** for C Gene Lamont  
 June 15 Acquired RHP Ed Farmer from the **Indians** for RHP Tom Timmerman and INF Kevin Collins  
 October 23 Acquired OF Ben Oglivie from the **Red Sox** for INF Dick McAuliffe  
 December 3 Acquired RHP Jim Ray and INF Gary Sutherland from the **Astros** for LHP Fred Scherman and cash considerations  
 December 6 Acquired LHP Ray Newman from the **Brewers** for RHP Mike Strahler
- 1974**  
 August 19 Acquired C Gerry Moses from the **Yankees** and traded RHP Jim Perry to the Indians and RHP Ed Farmer to the **Yankees** (the **Indians** traded RHP Rick Sawyer and OF Walt Williams to the **Yankees**) three-way deal  
 November 18 Acquired INF Nate Colbert from the **Padres** for RHP Bob Strampe, INF Eddie Brinkman and OF Dick Sharon  
 December 4 Acquired RHP Tom Walker and C Terry Humphrey from the **Expos** for LHP Woodie Fryman  
 December 5 Acquired cash considerations from the **Pirates** for RHP Jim Ray
- 1975**  
 March 29 Acquired INF Jack Pierce from the **Braves** for INF/OF Reggie Sanders  
 May 29 Acquired RHP Bob Reynolds from the **Orioles** for RHP Fred Holdsworth  
 December 6 Acquired LHP's Dave Roberts and Jim Crawford and C Milt May from the **Astros** for RHP's Gene Pentz and Mark Lemongello, C Terry Humphrey and OF Leon Roberts
- 1976**  
 June 8 Acquired cash considerations from the **Cubs** for RHP Joe Coleman  
 June 10 Acquired INF Pedro Garcia from the **Brewers** for INF Gary Sutherland
- 1977**  
 April 12 Acquired RHP Steve Foucault from the **Rangers** for OF Willie Horton  
 July 30 Acquired cash considerations from the **Cubs** for LHP Dave Roberts  
 December 9 Acquired OF Charlie Spikes from the **Indians** for INF Tom Verzyer  
 December 9 Acquired RHP Jim Slaton and LHP Rich Folkers from the **Brewers** for OF Ben Oglivie
- 1978**  
 January 30 Acquired INF Steve Dillard from the **Red Sox** for RHP's Michael Burns and Frank Harris and cash considerations  
 March 6 Acquired RHP Jack Billingham from the **Reds** for LHP George Cappuzzello and OF John Valle  
 December 4 Acquired RHP Aurelio Lopez and OF Jerry Morales from the **Cardinals** for LHPs Bob Sykes and Jack Murphy
- 1979**  
 March 13 Acquired RHP Mardie Cornejo from the **Mets** for LHP Ed Glynn  
 March 20 Acquired INF Steve Dillard from the **Cubs** for C Ed Putman

# TIGERS ALL-TIME TRADES



May 25	Acquired OF Champ Summers from the <b>Reds</b> for LHP Sheldon Burnside
July 20	Acquired C Randy Schafer and cash considerations from the <b>Expos</b> for OF Rusty Staub
October 31	Acquired INF Richie Hebner from the <b>Mets</b> for INF Phil Mankowski and OF Jerry Morales
December 5	Acquired LHP Jeff Holly from the <b>Twins</b> for RHP Fernando Arroyo
December 7	Acquired cash considerations from the <b>Padres</b> for INF Aurelio Rodriguez
December 7	Acquired LHP Dan Schatzeder from the <b>Expos</b> for OF Ron LeFlore
<b>1980</b>	
March 14	Acquired C Duffy Dyer from the <b>Expos</b> for INF Jerry Manuel
May 12	Acquired cash considerations from the <b>Red Sox</b> for RHP Jack Billingham
May 27	Acquired OF Al Cowens from the <b>Angels</b> for INF Jason Thompson
June 2	Acquired OF Jim Lentine from the <b>Cardinals</b> for LHP John Martin and OF Al Greene
December 10	Acquired LHP Kevin Saucier from the <b>Rangers</b> for INF Mark Wagner
December 12	Acquired LHP Dennis Kinney from the <b>Padres</b> for OF Dave Stegman
<b>1981</b>	
April 1	Acquired INF Mick Kelleher from the <b>Cubs</b> for cash considerations
August 27	Acquired INF Ron Jackson from the <b>Twins</b> for OF Tim Corcoran
November 27	Acquired OF Chet Lemon from the <b>White Sox</b> for OF Steve Kemp
December 9	Acquired OF Larry Herndon from the <b>Giants</b> for LHP's Dan Schatzeder and Mike Chris
<b>1982</b>	
March 4	Acquired INF Enos Cabell and cash considerations from the <b>Giants</b> for OF Champ Summers
March 23	Acquired OF Ed Miller from the <b>Braves</b> for RHP Roger Weaver
March 30	Acquired RHP Elias Sosa from the <b>Expos</b> for cash considerations
April 21	Acquired cash considerations from the <b>Angels</b> for INF Mick Kelleher
October 7	Acquired cash considerations from the <b>Padres</b> for RHP Elias Sosa
<b>1983</b>	
March 24	Acquired OF John Grubb from the <b>Rangers</b> for RHP Dave Tobik
March 25	Acquired C Sal Butera from the <b>Twins</b> for C Stine Poole
June 22	Acquired RHP Doug Bair from the <b>Cardinals</b> for a player to be named (LHP Dave Rucker)
June 30	Acquired INF Wayne Krenchicki from the <b>Reds</b> for LHP Pat Underwood
November 21	Acquired cash considerations from the <b>Reds</b> for INF Wayne Krenchicki
<b>1984</b>	
March 27	Acquired LHP Willie Hernandez and INF Dave Bergman from the <b>Phillies</b> for C John Wockenfuss and OF Glenn Wilson
August 28	Acquired LHP Bill Scherrer from the <b>Reds</b> for a player to be named (RHP Carl Willis) and cash considerations
December 7	Acquired RHP Walt Terrell from the <b>Mets</b> for INF Howard Johnson
<b>1985</b>	
April 5	Acquired OF Alex Sanchez from the <b>Giants</b> for RHP Roger Mason
June 20	Acquired LHP Frank Tanana from the <b>Rangers</b> for RHP Duane James
October 7	Acquired RHP Eric King, LHP Dave LaPoint and C Matt Nokes from the <b>Giants</b> for RHP's Juan Berenguer and Scott Medvin and C Bob Melvin
November 13	Acquired OF Dave Collins from the <b>Athletics</b> for INF/OF Barbaro Garbey
December 12	Acquired INF/OF Darnell Coles from the <b>Mariners</b> for RHP Rich Monteleone
<b>1986</b>	
January 18	Acquired INF/OF Dave Engle from the <b>Twins</b> for INF Chris Pittaro and OF Alex Sanchez
July 9	Acquired LHP Mark Thurmond from the <b>Padres</b> for LHP Dave LaPoint
August 9	Acquired C Mike Heath from the <b>Cardinals</b> for RHP Ken Hill and a player to be named (INF Mike Laga)
<b>1987</b>	
January 27	Acquired OF's Terry Harper and Freddie Tiburcio from the <b>Braves</b> for RHP Randy O'Neal and LHP Chuck Cary
March 24	Acquired C Orlando Mercado from the <b>Rangers</b> for a player to be named (OF Ruben Guzman)
May 5	Acquired RHP Balvino Galvez from the <b>Dodgers</b> for C Orlando Mercado
June 22	Acquired RHP Karl Best from the <b>Mariners</b> for RHP Bryan Kelly
June 26	Acquired RHP Shawn Holman and INF Pete Rice from the <b>Pirates</b> for OF Terry Harper
August 7	Acquired INF Jim Morrison from the <b>Pirates</b> for INF/OF Darnell Coles and a player to be named (LHP Morris Madden)
August 12	Acquired RHP Doyle Alexander from the <b>Braves</b> for RHP John Smoltz
September 22	Acquired RHP Dickie Noles from the <b>Cubs</b> for a player to be named (Noles returned to Cubs on October 23)
December 5	Acquired OF Gary Pettis from the <b>Angels</b> for RHP Dan Petry
<b>1988</b>	
February 24	Acquired INF Julius McDougall from the <b>Twins</b> for INF Doug Baker
February 27	Acquired INF Ray Knight from the <b>Orioles</b> for LHP Mark Thurmond
March 24	Acquired OF Billy Beane from the <b>Twins</b> for RHP Balvino Galvez
March 28	Acquired RHP Don Schulze from the <b>Twins</b> for RHP Karl Best
August 31	Acquired OF Fred Lynn from the <b>Orioles</b> for RHP Cesar Mejia, LHP Robinson Garces and C Chris Hoiles
August 31	Acquired RHP Ted Power from the <b>Royals</b> for LHP Mark Lee and C Rey Palacios
October 28	Acquired INF/OF Keith Moreland and INF Chris Brown from the <b>Padres</b> for RHP Walt Terrell
<b>1989</b>	
March 23	Acquired INF Mike Brumley from the <b>Padres</b> for INF Luis Salazar
March 23	Acquired RHP Charlie Hudson from the <b>Yankees</b> for INF Tom Brookens
March 23	Acquired OF Kenny Williams from the <b>White Sox</b> for RHP Eric King
June 16	Acquired OF Tracy Jones from the <b>Giants</b> for OF Pat Sheridan
July 17	Acquired OF's Domingo Michel and Steve Green from the <b>Dodgers</b> for OF Billy Bean
July 28	Acquired LHP Brian DuBois from the <b>Orioles</b> for INF Keith Moreland
December 6	Acquired RHP Matt Kinzer and OF Jim Lindeman from the <b>Cardinals</b> for RHP Marcos Betances, C Bill Henderson and INF Pat Austin
<b>1990</b>	
January 10	Acquired OF Larry Sheets from the <b>Orioles</b> for INF Mike Brumley
April 2	Acquired RHP Jerry Don Gleadon from the <b>Royals</b> for RHP Greg Everson
June 4	Acquired RHP's Lance McCullers and Clay Parker from the <b>Yankees</b> for C Matt Nokes
June 18	Acquired OF Darnell Coles from the <b>Mariners</b> for OF Tracy Jones
October 1	Acquired LHP Mike Munoz from the <b>Dodgers</b> for RHP Mike Wilkins
<b>1991</b>	
January 12	Acquired C Mickey Tettleton from the <b>Orioles</b> for RHP Jeff Robinson
January 22	Acquired INF Todd Haney from the <b>Mariners</b> for LHP Dave Richards
March 19	Acquired RHP Mark Leiter from the <b>Yankees</b> for INF Torey Lovullo
March 30	Acquired C Andy Allanson from the <b>Royals</b> for C Jim Baxter
June 25	Acquired INF Victor Rosario from the <b>Braves</b> for RHP Dan Petry
<b>1992</b>	
January 22	Acquired LHP Tony Castillo and OF Mark Carreon from the <b>Mets</b> for LHP Paul Gibson
<b>1993</b>	
March 31	Acquired OF Eric Davis from the <b>Dodgers</b> for a player to be named (RHP John DeSilva)



# TIGERS ALL-TIME TRADES

- 1994**  
 March 31 Acquired C Alan Zinter from the **Mets** for INF Rico Brogna  
 May 11 Acquired RHP Gene Harris from the **Padres** for INF's Scott Livingstone and Jorge Velandia
- 1995**  
 April 13 Acquired OF Chad Curtis from the **Angels** for INF Tony Phillips  
 July 31 Acquired RHP Dave Tuttle, LHP C.J. Nitkowski and a player to be named (INF Mark Lewis) from the **Reds** for LHP David Wells  
 August 7 Acquired a player to be named (LHP Mike Myers) from the **Marlins** for LHP Buddy Groom  
 August 10 Acquired a player to be named (INF Phil Nevin) from the **Astros** for RHP Mike Henneman  
 August 29 Acquired a player to be named (OF Derek Haco) from the **Brewers** for LHP Kevin Wickander  
 September 8 Acquired a player to be named (OF Phil Hiatt) from the **Royals** for INF Juan Samuel
- 1996**  
 January 23 Acquired OF Duane Singleton from the **Brewers** for LHP Henry Santos  
 March 11 Acquired RHP Randy Veres from the **Marlins** for INF Matt Brunson  
 March 22 Acquired RHP Ramon Fermin and INF Fausto Cruz from the **Athletics** for OF Phil Plantier  
 March 22 Acquired RHP Richie Lewis, C Raul Casanova and OF Melvin Nieves from the **Padres** for RHP's Sean Bergman and Cade Gaspar and OF Todd Stevenson  
 April 26 Acquired RHP Gregg Olson from the **Reds** for INF Yuri Sanchez  
 May 14 Acquired RHP John Farrell from the **Indians** for RHP Greg Granger  
 May 31 Acquired OF Anton French from the **Brewers** for OF Danny Bautista  
 June 7 Acquired LHP Tom Urbani and INF Miguel Inzunza from the **Cardinals** for RHP Brian Maxcy and OF Micah Franklin  
 June 18 Acquired RHP Russell Spear, C Brad Ausmus and INF Andujar Cedeño from the **Padres** for C John Flaherty and INF Chris Gomez  
 July 31 Acquired RHP Matt Drews, OF Ruben Sierra and cash considerations from the **Yankees** for INF Cecil Fielder  
 July 31 Acquired INF Damion Easley from the **Angels** for RHP Greg Gohr  
 July 31 Acquired LHP's Joey Eischen and John Cummings from the **Dodgers** for OF Chad Curtis  
 August 26 Acquired two players to be named (RHP Kevin Gallaher and INF Pedro Santana) from the **Astros** for RHP Gregg Olson  
 September 11 Acquired cash considerations from the **Astros** for INF Andujar Cedeño  
 September 20 Acquired RHP Fernando Hernandez from the **Padres** for a player to be named (OF Justin Mashore)  
 October 28 Acquired RHP Ben Bailey and OF Decomba Conner from the **Reds** for OF Ruben Sierra and cash considerations  
 November 1 Acquired RHP Dan Miceli from the **Pirates** for RHP Clint Sodowsky  
 November 9 Acquired INF Deivi Cruz and OF Juan Hernaiz from the **Dodgers** for INF Jeff Berblinger  
 December 10 Acquired RHP's Todd Jones and Doug Brocail, INF Orlando Miller, OF Brian Hunter and cash considerations from the **Astros** for RHP Jose Lima, LHP's Trevor Miller and C.J. Nitkowski, C Brad Ausmus and INF Daryle Ward  
 December 10 Acquired LHP Roberto Duran from the **Blue Jays** for OF Anton French  
 December 11 Acquired C Matt Walbeck from the **Twins** for RHP Brent Stentz  
 December 16 Acquired INF Jesse Ibarra from the **Giants** for INF Mark Lewis  
 December 17 Acquired RHP Willie Blair and C Brian Johnson from the **Padres** for RHP Cam Smith and LHP Joey Eischen
- 1997**  
 March 22 Acquired INF Jody Reed from the **Padres** for RHP Matt Skremetta and OF Mike Darr  
 July 16 Acquired C Marcus Jensen from the **Giants** for C Brian Johnson  
 July 16 Acquired OF Earl Johnson from the **Padres** for INF Dave Hajeck  
 July 18 Acquired RHP Scott Sanders and Dean Crow and INF Carlos Villalobos from the **Mariners** for RHP's Omar Olivares and Felipe Lira  
 November 11 Acquired RHP Donne Wall and C Paul Bako from the **Reds** for OF Melvin Nieves  
 November 18 Acquired RHP Matt Drews and INF's Joe Randa and Gabe Alvarez from the **Diamondbacks** for INF Travis Fryman  
 November 18 Acquired RHP Tim Worrell and OF Trey Beamon from the **Padres** for RHP's Dan Miceli and Donnie Wall and INF Ryan Balfie  
 November 20 Acquired RHP Willie Blair from the **Mets** for INF Joe Randa  
 November 20 Acquired RHP Nick Skuse from the **Angels** for C Matt Walbeck and INF Phil Nevin  
 November 24 Acquired cash considerations from the **Red Sox** for OF Jimmy Hurst
- 1998**  
 March 25 Acquired RHP Doug Bochler from the **Athletics** for cash considerations  
 June 23 Acquired a player to be named (INF Jason Wood) from the **Athletics** for OF Bip Roberts  
 June 24 Acquired OF Geronimo Berroa from the **Indians** for RHP Tim Worrell and OF Dave Roberts  
 December 4 Acquired RHP Willie Blair from the **Mets** for INF Joe Randa  
 December 10 Acquired cash considerations from the **Red Sox** for RHP Marino Santana  
 December 14 Acquired LHP Alberto Blanco from the **Marlins** for cash considerations  
 December 14 Acquired RHP Keiker Gaterol from the **Blue Jays** for RHP Eric Ludwick  
 December 28 Acquired OF Raimon Garcia from the **Diamondbacks** for OF Luis Gonzalez
- 1999**  
 January 14 Acquired LHP C.J. Nitkowski and C Brad Ausmus from the **Astros** for RHP's Dean Crow, Brian Powell and Mark Pearsall, C Paul Bako and INF Carlos Villalobos  
 April 16 Acquired RHP's Dave Micki and Mel Rojas from the **Dodgers** for RHP's Robinson Checo and Apostol Garcia and LHP Rick Roberts  
 April 28 Acquired two players to be named (LHP Andy Van Hekken and OF Jerry Amador) from the **Mariners** for OF Brian Hunter  
 July 31 Acquired LHP Mike Maroth from the **Red Sox** for RHP Bryce Florie  
 July 31 Acquired RHP Brandon Villafranca from the **Marlins** for RHP Mike Drumright  
 November 2 Acquired RHP Danny Patterson, C Gregg Zaun and OF Juan Gonzalez from the **Rangers** for RHP Francisco Cordero, LHP's Justin Thompson and Alan Webb, C Bill Haselman, INF Frank Catalanotto and OF Gabe Kapler
- 2000**  
 March 7 Acquired cash considerations from the **Royals** for C Gregg Zaun  
 March 10 Acquired OF Wendell Magee from the **Phillies** for LHP Bobby Simondo  
 June 12 Acquired cash considerations from the **Orioles** for OF Karim Garcia  
 July 17 Acquired OF Dusty Allen from the **Padres** for INF Gabe Alvarez  
 July 18 Acquired INF Hal Morris from the **Reds** for cash considerations  
 December 11 Acquired OF Roger Cedeño, RHP Chris Holt and C Mitch Meluskey from the **Astros** for RHP's Doug Brocail and Nelson Cruz and C Brad Ausmus  
 December 15 Acquired LHP Matt Perisho from the **Rangers** for RHP's Kevin Mobley and Brandon Villafranca
- 2001**  
 June 23 Acquired RHP Jose Lima and cash considerations from the **Astros** for RHP Dave Micki  
 July 28 Acquired LHP Mark Redman from the **Twins** for RHP Todd Jones  
 December 11 Acquired INF/OF Dmitri Young from the **Reds** for RHP Luis Pineda and OF Juan Encarnacion  
 December 13 Acquired RHP Joe Valentine from the **Expos** for cash considerations
- 2002**  
 March 23 Acquired C Matt Walbeck and INF Damian Jackson from the **Padres** for C Javier Cardona and OF Rich Gomez  
 March 25 Acquired RHP Jose Paniagua from the **Rockies** for RHP Victor Santos and INF Ronnie Merrill  
 May 16 Acquired INF Chris Truby from the **Expos** for INF Jose Macias  
 June 19 Acquired OF George Lombard from the **Brewers** for RHP Kris Keller  
 July 6 Acquired RHP Franklyn German, INF Carlos Pena and a player to be named (RHP Jeremy Bonderman) from the **Athletics** for RHP Jeff Weaver  
 July 23 Acquired INF David Espinosa and two players to be named (RHP Jorge Cordova and OF Noochie Varner) from the **Reds** for RHP Brian Moehler, INF Matt Boone and cash considerations  
 July 25 Acquired OF Hiram Bocachica from the **Dodgers** for RHP Tom Farmer and a player to be named (INF Jason Frasor)  
 November 15 Acquired OF Gene Kingsale from the **Padres** for C Michael Rivera  
 November 25 Acquired LHP Adrian Burnside and two players to be named (RHP Roberto Novoa and INF Kody Kirkland) from the **Pirates** for INF Randall Simon



# TIGERS ALL-TIME TRADES



December 16	Acquired RHP Matt Roney from the <b>Pirates</b> for cash considerations
December 16	Acquired INF Travis Chapman from the <b>Indians</b> for cash considerations
<b>2003</b>	
January 11	Acquired RHP Gary Knotts and LHP's Rob Henkel and Nate Robertson from the <b>Marlins</b> for RHP Jerrod Fuell and LHP Mark Redman
March 27	Acquired RHP Chris Spurling from the <b>Braves</b> for LHP Matt Coenen
May 27	Acquired OF Alex Sanchez from the <b>Brewers</b> for LHP Chad Petty and OF Noochie Varner
July 13	Acquired OF Ben Petrick from the <b>Rockies</b> for RHP Adam Bernero
<b>2004</b>	
January 8	Acquired INF Carlos Guillen from the <b>Mariners</b> for INF's Ramon Santiago and Juan Gonzalez
April 1	Acquired LHP Steve Colyer and cash considerations from the <b>Dodgers</b> for OF Cody Ross
April 29	Acquired LHP Felix Sanchez from the <b>Cubs</b> for LHP Jon Connolly and a player to be named (LHP Eric Eckenstahler)
August 31	Acquired cash considerations from the <b>Cubs</b> for C Mike DiFelice
<b>2005</b>	
January 6	Acquired C Vance Wilson from the <b>Mets</b> for INF Anderson Hernandez
February 9	Acquired RHP Kyle Farnsworth and cash considerations from the <b>Cubs</b> for RHP Roberto Novoa, INF Scott Moore and OF Bo Flowers
April 2	Acquired RHP Matt Ginter from the <b>Mets</b> for LHP Steve Colyer
June 8	Acquired INF Placido Polanco from the <b>Phillies</b> for RHP Ugueth Urbina and INF Ramon Martinez
July 22	Acquired INF John McDonald from the <b>Blue Jays</b> for cash considerations
July 31	Acquired RHP's Roman Colon and Zach Miner from the <b>Braves</b> for RHP Kyle Farnsworth
November 10	Acquired cash considerations from the <b>Blue Jays</b> for INF John McDonald
December 8	Acquired cash considerations from the <b>Phillies</b> for RHP Chris Booker
December 12	Acquired RHP Ricky Steik from the <b>Padres</b> for RHP Kenny Baugh
<b>2006</b>	
July 31	Acquired INF Sean Casey from the <b>Pirates</b> for RHP Brian Rogers
August 20	Acquired INF Neifi Perez from the <b>Cubs</b> for C Chris Robinson
September 1	Acquired cash considerations from the <b>Nationals</b> for OF Nook Logan
November 10	Acquired OF Gary Sheffield from the <b>Yankees</b> for RHP's Anthony Claggett, Humberto Sanchez and Kevin Whelan
December 7	Acquired LHP Edward Campusano from the <b>Brewers</b> for cash considerations
<b>2007</b>	
February 7	Acquired RHP Yorman Bazardo from the <b>Mariners</b> for OF Jeff Frazier
June 20	Acquired LHP Macay McBride from the <b>Braves</b> for LHP Wilfredo Ledezma
June 22	Acquired a player to be named (RHP Chris Lambert) from the <b>Cardinals</b> for LHP Mike Maroth
July 1	Acquired RHP Jose Capellan from the <b>Brewers</b> for LHP Chris Cody
July 13	Acquired a player to be named (LHP Danny Christensen) from the <b>Royals</b> for RHP Roman Colon
August 23	Acquired a player to be named (LHP Clay Rapada) from the <b>Cubs</b> for OF Craig Monroe
October 29	Acquired INF Edgar Renteria from the <b>Braves</b> for RHP Jair Jurrjens and OF Graig Hernandez
November 12	Acquired OF Jacque Jones from the <b>Cubs</b> for INF Omar Infante
December 4	Acquired RHP Denny Bautista from the <b>Rockies</b> for RHP Jose Capellan
December 5	Acquired LHP Dontrelle Willis and INF Miguel Cabrera from the <b>Marlins</b> for RHP's Burke Badenhop, Eulogio De La Cruz and Dallas Trahern, LHP Andrew Miller, C Mike Rabelo and OF Cameron Maybin
December 5	Acquired OF Freddy Guzman from the <b>Rangers</b> for INF Chris Shelton
<b>2008</b>	
February 4	Acquired RHP Armando Galarraga from the <b>Rangers</b> for OF Michael Hernandez
April 30	Acquired RHP Zach Simons from the <b>Rockies</b> for RHP Jason Grilli
June 25	Acquired RHP Kyle Pearson from the <b>Pirates</b> for RHP Denny Bautista
July 30	Acquired RHP Kyle Farnsworth from the <b>Yankees</b> for C Ivan Rodriguez
December 8	Acquired C Gerald Laird from the <b>Rangers</b> for RHP's Carlos Melo and Guillermo Moscoso
December 11	Acquired RHP Edwin Jackson from the <b>Rays</b> for OF Matt Joyce
<b>2009</b>	
March 30	Acquired OF Josh Anderson from the <b>Braves</b> for RHP Rudy Darrow
July 30	Acquired cash considerations from the <b>Royals</b> for OF Josh Anderson
July 31	Acquired LHP Jarrod Washburn from the <b>Mariners</b> for LHP's Luke French and Mauricio Robles
August 17	Acquired INF/OF Aubrey Huff from the <b>Orioles</b> for RHP Brett Jacobson
December 7	Acquired cash considerations from the <b>Rangers</b> for LHP Clay Rapada
December 9	Acquired RHP Ian Kennedy, LHP Phil Coke and OF Austin Jackson from the <b>Yankees</b> for OF Curtis Granderson
December 9	Acquired RHP Max Scherzer and LHP Daniel Schlereth from the <b>Diamondbacks</b> for RHP's Edwin Jackson and Ian Kennedy
December 21	Acquired cash considerations from the <b>Padres</b> for C Dusty Ryan
<b>2010</b>	
March 30	Acquired LHP Jay Voss from the <b>Marlins</b> for LHP Nate Robertson
June 1	Acquired RHP Billy Buckner from the <b>Diamondbacks</b> for LHP Dontrelle Willis
July 28	Acquired INF Jhonny Peralta and cash considerations from the <b>Indians</b> for LHP Giovanni Soto
July 31	Acquired cash considerations from the <b>Braves</b> for OF Wilkin Ramirez
November 4	Acquired a player to be named (RHP Pedro Perez) from the <b>Red Sox</b> for INF Brent Dlugach
<b>2011</b>	
January 24	Acquired RHP Kevin Eichhorn and LHP Ryan Rowboiski from the <b>Diamondbacks</b> for RHP Armando Galarraga
May 27	Acquired LHP David Purcey from the <b>Athletics</b> for INF Scott Sizemore
July 20	Acquired INF Wilson Betemit from the <b>Royals</b> for LHP Antonio Cruz and C Julio Rodriguez
July 30	Acquired RHP's Doug Fister and David Paulley from the <b>Mariners</b> for LHP Charlie Furbush, INF Francisco Martinez, OF Casper Wells and a player to be named (RHP Chance Ruffin)
August 15	Acquired OF Delmon Young from the <b>Twins</b> for LHP Cole Nelson and a player to be named (RHP Lester Oliveros)
December 9	Acquired RHP Collin Balester from the <b>Nationals</b> for RHP Ryan Perry
<b>2012</b>	
July 23	Acquired RHP Anibal Sanchez, INF Omar Infante and a compensation draft choice (between the first and second round) of the 2013 Major League Baseball First-Year Player Draft from the <b>Marlins</b> for RHP Jacob Turner, LHP Brian Flynn, C Rob Brantly and a compensation draft choice (between the second and third round) of the 2013 Major League Baseball First-Year Player Draft.
August 5	Acquired INF/OF Jeff Baker from the <b>Cubs</b> for two players to be named (RHP Marcelo Carreno and cash considerations)
August 31	Acquired a player to be named (RHP Greg Ross) from the <b>Braves</b> for INF/OF Jeff Baker
December 5	Acquired C Ramon Cabrera from the <b>Pirates</b> for LHP Andy Oliver
December 6	Acquired INF Jeff Keberns from the <b>Red Sox</b> for INF/OF Justin Henry
December 6	Acquired LHP Kyle Lobstein from the <b>Mets</b> for cash considerations
<b>2013</b>	
July 29	Acquired RHP Jose Veras from the <b>Astros</b> in exchange for OF Danny Vasquez and a player to be named later (David Paulino)
July 30	Acquired INF José Iglesias from the <b>Red Sox</b> in exchange for OF Avisail Garcia and RHP Brayan Villarreal
November 20	Acquired INF Ian Kinsler from the <b>Rangers</b> in exchange for Prince Fielder and cash considerations
December 2	Acquired LHP Ian Krol, LHP Robbie Ray and INF/OF Steve Lombardozzi from the <b>Nationals</b> in exchange for RHP Doug Fister
<b>2014</b>	
March 21	Acquired INF Andrew Romine from the <b>Angels</b> in exchange for LHP Jose Alvarez
March 24	Acquired INF Alex Gonzalez from the <b>Orioles</b> in exchange for INF Steve Lombardozzi
July 23	Acquired RHP Joakim Soria from the <b>Rangers</b> in exchange for RHP Corey Knebel and RHP Jake Thompson



# TIGERS ALL-TIME TRADES

July 31	Acquired LHP David Price from the <b>Rays</b> in exchange for LHP Drew Smyly, OF Austin Jackson and INF Willy Adames
November 12	Acquired OF Anthony Gose from the <b>Blue Jays</b> in exchange for INF Devon Travis
December 5	Acquired RHP Shane Greene from the <b>Yankees</b> in exchange for LHP Robbie Ray and INF Domingo Leyba
December 11	Acquired RHP Alfredo Simon from the <b>Reds</b> in exchange for INF Eugenio Suarez and RHP Jonathon Crawford
December 11	Acquired OF Yoenis Céspedes, RHP Alex Wilson and LHP Gabe Speier from the <b>Red Sox</b> in exchange for RHP Rick Porcello
<b>2015</b>	
July 30	Acquired LHP Daniel Norris, LHP Matt Boyd and LHP Jairo Labourt from the <b>Blue Jays</b> in exchange for LHP David Price
July 30	Acquired INF JaCoby Jones from the <b>Pirates</b> in exchange for RHP Joakim Soria
July 31	Acquired LHP Luis Cessa and RHP Michael Fulmer from the <b>Mets</b> in exchange for OF Yoenis Céspedes
November 18	Acquired RHP Francisco Rodriguez and a player to be named from the <b>Brewers</b> in exchange for INF Javier Betancourt and a player to be named (C Manny Pina)
November 20	Acquired OF Cameron Maybin from the <b>Braves</b> in exchange for RHP's Ian Krol and Gabe Speier
December 9	Acquired LHP Justin Wilson from the <b>Yankees</b> in exchange for RHP's Luis Cessa and Chad Green
December 21	Acquired cash considerations from the <b>Pirates</b> in exchange for LHP Kyle Lobstein
<b>2016</b>	
January 27	Acquired INF Kody Eaves from the <b>Angels</b> in exchange for INF Jeffrey Marte
March 29	Acquired C Bobby Wilson and RHP Myles Jaye from the <b>Rangers</b> in exchange for C Bryan Holaday
May 3	Acquired RHP Chad Bell from the <b>Rangers</b> in exchange for C Bobby Wilson
June 7	Acquired cash considerations from the <b>Angels</b> in exchange for RHP Jose Valdez
August 16	Acquired INF Erick Aybar and cash considerations from the <b>Braves</b> in exchange for INF Mike Aviles and C Kade Covicovic
November 3	Acquired RHP Victor Alcántara from the <b>Angels</b> in exchange for OF Cameron Maybin
<b>2017</b>	
January 18	Acquired OF Mikie Mahtook from the <b>Rays</b> in exchange for a player to be named (RHP Drew Smith)
July 18	Acquired INF's Dawlin Lugo, Sergio Alcántara and Jose King from the <b>Diamondbacks</b> in exchange for OF J.D. Martinez
July 31	Acquired INF's Jeimer Candelario and Isaac Paredes and a player to be named or cash considerations from the <b>Cubs</b> in exchange for C Alex Avila and LHP Justin Wilson
August 31	Acquired RHP Grayson Long and a player to be named (RHP Elvin Rodriguez) from the <b>Angels</b> in exchange for OF Justin Upton
August 31	Acquired RHP Franklin Perez, OF Daz Cameron and C Jake Rogers from the <b>Astros</b> in exchange for RHP Justin Verlander and a player to be named (OF Juan Ramirez)
December 13	Acquired RHP Wilkel Hernandez and OF Troy Montgomery from the <b>Angels</b> in exchange for INF Ian Kinsler
<b>2018</b>	
July 31	Acquired INF Willi Castro from the <b>Indians</b> in exchange for OF Leonys Martin and RHP Kyle Dowdy
August 6	Acquired two players to be named (RHP Nolan Blackwood & RHP Logan Shore) from the <b>Athletics</b> in exchange for RHP Mike Fiers
<b>2019</b>	
July 31	Acquired OF Travis Demeritte and LHP Joey Wentz from the <b>Braves</b> in exchange for RHP Shane Greene
July 31	Acquired RHP Alex Lange and RHP Paul Richan from the <b>Cubs</b> in exchange for OF Nicholas Castellanos and cash considerations
<b>2020</b>	
January 17	Acquired C Jhon Nuñez from the <b>Red Sox</b> in exchange for LHP Matt Hall
August 31	Acquired INF Zack Short from the <b>Cubs</b> in exchange for OF Cameron Maybin

## TIGERS OPENING DAY LINEUPS

April 25, 2011 @DET 14, MIL 13	April 23, 2012 @CWS 12, DET 2	April 22, 2013 @DET 4, CLE 2	April 14, 2014 DET 4, @STL 2	April 15, 2015 @CLE 6, DET 2	April 17, 2016 CWS 5, @DET 3	April 11, 2017 @DET 2, CLE 0
Casey, 3b	Barrett, cf	Barrett, cf	Barrett, cf	Barrett, cf	Jones, cf	McIntyre, 1b
Barrett, cf	Holmes, rf	Smith, 2b	McIntyre, lf	Coughlin, 3b	Schaefer, 2b	Coughlin, 3b
Gleason, 2b	Casey, 3b	Crawford, lf	O'Leary, ss	McIntyre, lf	McIntyre, lf	Crawford, cf
Holmes, rf	Harley, lf	Carr, 1b	Crawford, rf	Crawford, 1b	Crawford, rf	Cobb, rf
Dillon, 1b	Elberfeld, ss	Elberfeld, ss	Gremminger, 3b	Hickman, rf	Coughlin, 3b	Rossmann, 1b
Elberfeld, gss	Gleason, 2b	Gleason, 2b	Donovan, 1b	Schaefer, 2b	Lindsay, 1b	Schaefer, 2b
Nance, lf	Dillon, 1b	Yeager, 3b	Burns, 2b	O'Leary, ss	O'Leary, ss	Schmidt, c
Buelow, c	McGuire, c	McAllister, c	Buelow, c	Wood, c	Warner, c	O'Leary, ss
Miller, p	Miller, p	Mullin, p	Mullin, p	Mullin, p	Mullin, p	Mullin, p
April 14, 1908 @CWS 15, DET 8	April 14, 1909 @DET 2, CWS 0	April 14, 1910 CLE 9, @DET 7	April 13, 1911 @DET 4, CWS 2	April 11, 1912 @CLE 3, DET 2	April 10, 1913 @STL 3, DET 1	April 14, 1914 @DET 3, STL 2
McIntyre, lf	McIntyre, lf	McIntyre, lf	Jones, lf	Vitt, lf	Bush, ss	Bush, ss
Schaefer, 2b	Bush, ss	Bush, ss	Bush, ss	Louden, 3b	Bush, ss	Baumann, 2b
Crawford, cf	Crawford, cf	Cobb, rf	Cobb, cf	Cobb, cf	Crawford, rf	Cobb, cf
Cobb, rf	Cobb, rf	Crawford, cf	Crawford, rf	Crawford, rf	Gainer, 1b	Crawford, rf
Rossmann, 1b	Rossmann, 1b	Delahanty, 2b	Delahanty, 2b	Delahanty, 2b	Moriarty, lf	Veach, lf
Coughlin, 3b	Moriarty, 3b	Moriarty, 3b	Moriarty, 3b	Gainer, 1b	Deal, 3b	Burns, 1b
Thomas, c	Schaefer, 2b	Jones, 1b	Gainer, 1b	Bush, ss	Louden, 2b	Moriarty, 3b
O'Leary, ss	Schmidt, c	Stange, c	Stange, c	Stange, c	Stange, c	Stange, c
Siever, p	Mullin, p	Mullin, p	Mullin, p	Mullin, p	Mullin, p	Dubuc, p
April 14, 1915 CLE 5, @DET 1	April 12, 1916 DET 4, @CWS 0	April 11, 1917 CLE 6, @DET 4	April 18, 1918 @CLE 6, DET 2	April 25, 1919 @DET 4, CLE 2	April 14, 1920 @CWS 3, DET 2	April 14, 1921 @DET 6, CWS 5
Bush, ss	Bush, ss	Bush, ss	Dressen, 1b	Bush, ss	Bush, ss	Bush, ss
Young, 2b	Vitt, 3b	Young, 2b	Bush, ss	Jones, 3b	Young, 2b	Bush, ss
Cobb, cf	Cobb, cf	Cobb, cf	Veach, lf	Cobb, cf	Cobb, cf	Cobb, cf
Crawford, rf	Veach, lf	Veach, lf	Vitt, 3b	Veach, lf	Veach, lf	Veach, lf
Veach, lf	Crawford, rf	Heilmann, rf	Ellison, rf	Heilmann, 1b	Heilmann, 1b	Heilmann, rf
Kavanagh, 1b	Heilmann, 1b	Burns, 1b	Walker, cf	Shorten, rf	Flagstead, rf	Jones, 3b
Vitt, 3b	Young, 2b	Jones, 3b	Young, 2b	Young, 2b	Pinnell, 3b	Blue, 1b
Stange, c	Stange, c	Stange, c	Stange, c	Ainsmith, c	Stange, c	Ainsmith, c
Coveleski, p	Coveleski, p	James, p	Boland, p	Ehmke, p	Dauss, p	Leonard, p
April 12, 1922 @CLE 7, DET 4	April 18, 1923 DET 9, @STL 6	April 15, 1924 @DET 4, CLE 3	April 14, 1925 @DET 4, CWS 3	April 13, 1926 CLE 2, @DET 1	April 15, 1927 DET 2, @STL 2	April 11, 1928 STL 4, @DET 1
Blue, 1b	Blue, 1b	Blue, 1b	Neun, 1b	Warner, 3b	Tavener, ss	Neun, 1b
Cutshaw, 2b	Jones, 3b	Cobb, cf	Haney, 3b	O'Rourke, 2b	McManus, 2b	Gehring, 2b
Veach, lf	Cobb, cf	Fothergill, lf	Manush, cf	Wingo, lf	Manush, cf	Rice, cf
Heilmann, rf	Veach, lf	Heilmann, rf	Heilmann, rf	Fothergill, cf	Fothergill, lf	Heilmann, rf
Jones, 3b	Heilmann, rf	Pratt, 2b	Wingo, lf	Heilmann, rf	Heilmann, rf	Fothergill, lf
Flagstead, cf	Cutshaw, 2b	Rigney, ss	Rigney, ss	Blue, 1b	Blue, 1b	McManus, 3b
Rigney, ss	Rigney, ss	Jones, 3b	Jones, 3b	Tavener, ss	Warner, 3b	Tavener, ss
Bassler, c	Bassler, 2b	Bassler, c	Woodall, c	Bassler, c	Bassler, c	Shea, c
Oldham, p	Collins, p	Dauss, p	Leonard, p	Whitehill, p	Whitehill, p	Billings, p

# TIGERS OPENING DAY LINEUPS



<b>April 16, 1929</b> @CLE 5, DET 4 Rice, cf Gehring, 2b Heilmann, rf Alexander, 1b Fothergill, lf McManus, 3b Richardson, ss Shea, c Whitehill, p	<b>April 15, 1930</b> @DET 6, STL 3 Johnson, rf Funk, cf Gehring, 2b Alexander, 1b Rice, lf McManus, 3b Rogell, ss Hayworth, c Uhle, p	<b>April 14, 1931</b> DET 7, @STL 3 Walker, lf Shiver, cf Gehring, 2b Alexander, 1b McManus, 3b Doljack, rf Akers, ss Schang, c Whitehill, p	<b>April 13, 1932</b> CLE 6, @DET 5 Johnson, rf Davis, 1b Owen, 3b Stone, lf Gehring, 2b Rogell, ss Lawrence, cf Richardson, 3b Ruel, c Sorrell, p	<b>April 12, 1933</b> CLE 4, @DET 1 Davis, 1b Owen, 3b Gehring, 2b Walker, lf Stone, rf Fox, cf Rogell, ss Hayworth, c Bridges, p	<b>April 17, 1934</b> DET 8, @CWS 3 Rogell, ss Gehring, 2b Cochrane, c Goslin, lf Walker, rf Greenberg, 1b Doljack, cf Owen, 3b Marberry, p	<b>April 17, 1935</b> CWS 7, @DET 6 White, cf Cochrane, c Gehring, 2b Greenberg, 1b Goslin, lf Rogell, ss Walker, rf Owen, 3b Rowe, p
<b>April 14, 1936</b> DET 3, @CLE 0 Rogell, ss Cochrane, c Gehring, 2b Greenberg, 1b Simmons, cf Walker, rf Goslin, lf Fox, rf Owen, 3b Rowe, p	<b>April 20, 1937</b> @DET 4, CLE 3 White, cf Cochrane, c Gehring, 2b Greenberg, 1b Walker, rf Goslin, lf York, 3b Rogell, ss Auker, p	<b>April 19, 1938</b> @CWS 4, DET 3 Cullenbine, lf Walker, cf Gehring, 2b Greenberg, 1b York, c Fox, rf Ross, 3b Rogell, ss Lawson, p	<b>April 18, 1939</b> @DET 6, CWS 1 McCosky, cf Walker, lf Gehring, 2b Greenberg, 1b York, c Fox, rf Rogell, ss Croucher, ss Bridges, p	<b>April 16, 1940</b> STL 5, @DET 1 McCosky, cf Campbell, rf Gehring, 2b Greenberg, lf York, 1b Higgins, 3b Bartell, ss Tebbetts, c Newsom, p	<b>April 16, 1941</b> @STL 8, DET 1 Stainback, rf Gehring, 2b McCosky, cf Greenberg, lf York, 1b Higgins, 3b Bartell, ss Sullivan, c Newsom, p	<b>April 14, 1942</b> CLE 5, @DET 2 Bloodworth, 2b Cramer, cf McCosky, lf York, 1b Higgins, 3b Harris, rf McNair, ss Tebbetts, c Benton, p
<b>April 21, 1943</b> @CLE 1, DET 0 Cramer, cf Radcliff, rf Wakefield, lf York, 1b Higgins, 3b Bloodworth, 2b Hoover, ss Parsons, c Bridges, p	<b>April 18, 1944</b> STL 2, @DET 1 Hefner, 2b Mayo, 2b Cramer, cf York, 1b Higgins, 3b Outlaw, lf Ross, rf Swift, c Trout, p	<b>April 17, 1945</b> @STL 7, DET 1 Webb, ss Mayo, 2b Outlaw, rf York, 1b Cramer, cf Maier, lf Ross, 3b Richards, c Newhouser, p	<b>April 16, 1946</b> @DET 2, STL 1 Lake, ss Mayo, 2b McCosky, cf Greenberg, 1b Wakefield, lf Mullin, rf Higgins, 3b Richards, c Newhouser, p	<b>April 15, 1947</b> DET 7, @STL 0 Lake, ss Kell, 3b Cullenbine, 1b Wertz, lf Evers, cf Mayo, 2b Mullin, rf Tebbetts, c Newhouser, p	<b>April 20, 1948</b> DET 5, @CWS 2 Berry, ss Mayo, 2b Evers, cf Wakefield, lf Wertz, rf Kell, 3b Vico, 1b Swift, c Newhouser, p	<b>April 19, 1949</b> @DET 5, CWS 1 Berry, 2b Lipon, ss Kell, 3b Wertz, rf Evers, lf Robinson, c Groth, cf Vico, 1b Newhouser, p
<b>April 18, 1950</b> DET 7, @CLE 6 Lipon, ss Priddy, 2b Kell, 3b Wertz, rf Mullin, lf Groth, cf Kryhoski, 1b Robinson, c Hutchinson, p	<b>April 17, 1951</b> CLE 2, @DET 1 Lipon, ss Berry, 3b Kolloway, 1b Wertz, rf Evers, lf Groth, cf Priddy, 2b Ginsberg, c Newhouser, p	<b>April 15, 1952</b> STL 3, @DET 0 Berry, ss Kell, 3b Taylor, 1b Wertz, rf Mullin, lf Mapes, cf Batts, c Priddy, 2b Trout, p	<b>April 14, 1953</b> @STL 10, DET 0 Kuenn, ss Friend, 2b Sullivan, lf Dropo, 1b Nieman, rf Mages, cf Baumgartner, 3b Garver, p	<b>April 13, 1954</b> @DET 3, BAL 0 Bolling, 2b Delsing, lf Kuenn, ss Boone, 3b Dropo, 1b Kaline, rf Tuttle, cf Batts, c Gromek, p	<b>April 12, 1955</b> @KC 6, DET 2 Kuenn, ss Hatfield, 2b Kaline, rf Boone, 3b Porter, 1b Tuttle, cf Phillips, lf Wilson, c Garver, p	<b>April 17, 1956</b> KC 2, @DET 1 Kuenn, ss Torgeson, 1b Kaline, rf Boone, 3b Tuttle, cf King, lf House, c Bertoia, 2b Lary, p
<b>April 16, 1957</b> @KC 2, DET 1 Bolling, 2b Finigan, 3b Kuenn, ss Kaline, rf Maxwell, lf Boone, 1b Tuttle, cf Wilson, c Lary, p	<b>April 15, 1958</b> DET 4, @CWS 3 Martin, ss Kuenn, cf Kaline, rf Boone, 1b Skizas, lf Bertoia, 3b Hegan, c Bunning, p	<b>April 10, 1959</b> CWS 9, @DET 7 (14) Yost, 3b Kuenn, cf Kaline, rf Harris, 1b Bolling, 2b Doby, lf Bridges, ss Wilson, c Bunning, p	<b>April 19, 1960</b> DET 4, @CLE 2 (15) Yost, 3b Bolling, 2b Maxwell, lf Kaline, cf Colavito, rf Cash, 1b Bilko, 1b Fernandez, ss Berberet, c Lary, p	<b>April 11, 1961</b> CLE 9, @DET 5 Wood, 2b Bruton, cf Kaline, rf Colavito, lf Cash, 1b Boros, 3b Brown, c Fernandez, ss Bunning, p	<b>April 9, 1962</b> @WAS 4, DET 1 Wood, 2b Bruton, cf Kaline, rf Colavito, lf Cash, 1b Boros, 3b Fernandez, ss Roarke, c Mossi, p	<b>April 9, 1963</b> CWS 7, @DET 5 Phillips, 3b Bruton, cf Kaline, rf Colavito, lf Cash, 1b McAuliffe, 2b Triandos, c Fernandez, ss Bunning, p
<b>April 14, 1964</b> @DET 7, KC 3 Bruton, lf Lumpe, 2b Cash, 1b Kaline, rf Demeter, cf McAuliffe, ss Wert, 3b Freehan, c Regan, p	<b>April 12, 1965</b> DET 6, @KC 2 McAuliffe, ss Lumpe, 2b Cash, 1b Kaline, rf Northrup, lf Demeter, cf Sullivan, c Wert, 3b Lolich, p	<b>April 12, 1966</b> DET 2, @NYY 1 Wert, 3b Lumpe, 2b Cash, 1b Kaline, rf Horton, lf Freehan, c McAuliffe, ss Stanley, cf Lolich, p	<b>April 11, 1967</b> @CAL 4, DET 2 Wert, 3b Tracewski, ss Cash, 1b Kaline, rf Northrup, cf Brown, lf Freehan, c McAuliffe, 2b McLain, p	<b>April 10, 1968</b> BOS 7, @DET 3 Stanley, 1b McAuliffe, 2b Kaline, rf Horton, lf Freehan, c Northrup, cf Wert, 3b Oyler, ss Wilson, p	<b>April 8, 1969</b> @DET 6, CLE 2 McAuliffe, 2b Stanley, ss Kaline, rf Cash, 1b Horton, lf Northrup, cf Freehan, c Wert, 3b McLain, p	<b>April 6, 1970</b> DET 5, @WAS 0 McAuliffe, 2b Gutierrez, ss Kaline, rf Cash, 1b Horton, lf Northrup, cf Jones, 3b Freehan, c Lolich, p
<b>April 6, 1971</b> @DET 8, CLE 2 McAuliffe, 2b Kaline, rf Northrup, 1b Horton, lf Rodriguez, 3b Freehan, c Stanley, cf Brinkman, ss Lolich, p	<b>April 15, 1972</b> @DET 3, BOS 2 McAuliffe, 2b Rodriguez, 3b Northrup, cf Kaline, rf Cash, 1b Horton, lf Freehan, c Brinkman, ss Lolich, p	<b>April 7, 1973</b> @CLE 2, DET 1 McAuliffe, 2b Kaline, rf Brown, dh Cash, 1b Sims, c Northrup, lf Stanley, cf Rodriguez, 3b Brinkman, ss Lolich, p	<b>April 5, 1974</b> @BAL 3, DET 2 Brinkman, ss Rodriguez, 3b Northrup, rf Kaline, dh Horton, lf Cash, 1b Stanley, cf Freehan, c Sutherland, 2b Lolich, p	<b>April 10, 1975</b> BAL 10, @DET 0 LeFlore, cf Sutherland, 2b Horton, dh Colbert, 1b Freehan, c Meyer, lf James, rf Verzyer, ss Rodriguez, 3b Coleman, p	<b>April 10, 1976</b> DET 3, @CLE 1 Oglivie, cf Meyer, 1b Horton, dh Staub, rf Johnson, lf May, c Rodriguez, 3b Verzyer, ss Sutherland, 2b Coleman, p	<b>April 7, 1977</b> @KC 7, DET 4 LeFlore, cf Fuentes, 2b Staub, dh Horton, lf Thompson, 1b Oglivie, rf May, c Rodriguez, 3b Verzyer, ss Roberts, p



# TIGERS OPENING DAY LINEUPS

<b>April 7, 1978</b> @DET 6, TOR 2 LeFlore, cf Mankowski, 3b Staub, dh Thompson, 1b Kemp, lf Corcoran, rf May, c Whitaker, 2b Trammell, ss Fidrych, p	<b>April 7, 1979</b> TEX 8, @DET 2 LeFlore, cf Whitaker, 2b Thompson, 1b Kemp, lf Morales, rf Parrish, c Mankowski, 3b Corcoran, dh Trammell, ss Rozema, p	<b>April 10, 1980</b> DET 5, @KC 1 Whitaker, 2b Gibson, cf Kemp, lf Hebner, 3b Thompson, 1b Summers, dh Parrish, c Peters, lf Wagner, ss Morris, p	<b>April 9, 1981</b> @DET 6, TOR 2 Peters, cf Trammell, ss Kemp, lf Hebner, 1b Summers, dh Gibson, rf Parrish, c Kelleher, 3b Whitaker, 2b Morris, p	<b>April 9, 1982</b> @KC 4, DET 2 Miller, rf Cabell, 1b Gibson, cf Herndon, lf Wockenfuss, dh Brookens, 3b Parrish, c Trammell, ss Whitaker, 2b Morris, p	<b>April 5, 1983</b> DET 11, @MIN 3 Whitaker, 2b Trammell, ss Herndon, lf Parrish, c Lemon, cf Wockenfuss, dh Ivie, 1b Wilson, rf Brookens, 3b Morris, p	<b>April 3, 1984</b> DET 8, @MIN 1 Whitaker, 2b Trammell, ss Evans, dh Parrish, c Gibson, rf Herndon, lf Bergman, 1b Lemon, cf Johnson, 3b Morris, p
<b>April 8, 1985</b> @DET 5, CLE 4 Whitaker, 2b Trammell, ss Gibson, cf Parrish, c Grubb, dh Evans, 1b Herndon, lf Lemon, cf Pittaro, 3b Morris, p	<b>April 7, 1986</b> @DET 6, BOS 5 Collins, dh Whitaker, 2b Gibson, rf Parrish, c Lemon, cf Trammell, ss Herndon, lf Evans, 1b Coles, 3b Morris, p	<b>April 6, 1987</b> NY 2, @DET 1 Whitaker, 2b Herndon, lf Lemon, cf Trammell, ss Coles, 3b Harper, dh Evans, 1b Heath, rf Mercado, c Morris, p	<b>April 4, 1988</b> @BOS 3 (10) Pettis, cf Whitaker, 2b Evans, 1b Trammell, ss Nokes, dh Sheridan, lf Lemon, rf Heath, c Brookens, 3b Morris, p	<b>April 4, 1989</b> @TEX 4, DET 0 Williams, cf Louvolo, 1b Whitaker, 2b Trammell, ss Lynn, lf Nokes, c Brown, 3b Lemon, rf Sheridan, dh Morris, p	<b>April 9, 1990</b> @BOS 5, DET 2 Phillips, 3b Trammell, ss Whitaker, 2b Fielder, 1b Moseby, cf Nokes, c Ward, lf Lemon, rf Bergman, dh Morris, p	<b>April 8, 1991</b> @DET 6, NY 4 Phillips, dh Moseby, lf Trammell, ss Fielder, 1b Whitaker, 2b Deer, rf Tuttleton, c Fryman, 3b Cuyler, cf Tanana, p
<b>April 6, 1992</b> TOR 4, @DET 2 Gladden, lf Whitaker, 2b Trammell, ss Fielder, 1b Tuttleton, c Phillips, dh Deer, rf Fryman, 3b Cuyler, cf Gullickson, p	<b>April 5, 1993</b> @OAK 9, DET 4 Phillips, lf Whitaker, 2b Fryman, ss Fielder, 1b Gibson, dh Deer, rf Tuttleton, c Livingstone, 3b Cuyler, cf Moore, p	<b>April 4, 1994</b> @BOS 9, DET 8 Phillips, lf Whitaker, 2b Davis, cf Fielder, 1b Fryman, 3b Tuttleton, c Gibson, rf Trammell, ss Felix, dh Moore, p	<b>April 26, 1995</b> DET 5, @CAL 4 Curtis, cf Fletcher, 2b Pemberton, lf Fielder, 1b Fryman, 3b Samuel, dh Bautista, rf Gomez, ss Flaherty, c Moore, p	<b>April 1, 1996</b> @MIN 8, DET 6 Curtis, cf Higginson, rf Fryman, 3b Fielder, 1b Nieves, lf Williams, dh Lewis, 2b Flaherty, c Trammell, ss Lira, p	<b>April 1, 1997</b> @MIN 7, DET 5 Hunter, cf Easley, 2b Fryman, 3b Clark, 1b Higginson, lf Nieves, rf B. Trammell, dh B. Johnson, c Cruz, ss Brocail, p	<b>March 31, 1998</b> DET 11, @TB 6 Hunter, cf Roberts, dh Higginson, rf Clark, 1b Easley, 2b Gonzalez, lf Randa, 3b Oliver, c Ripken, ss Thompson, p
<b>April 5, 1999</b> DET 11, @TEX 5 Encarnacion, lf Jefferies, dh Easley, 2b Clark, 1b Palmer, 3b Higginson, rf Cruz, ss Ausmus, c Hunter, cf Moehler, p	<b>April 3, 2000</b> DET 6, @OAK 4 Polonia, rf Ausmus, c Higginson, lf Gonzalez, dh Clark, 1b Palmer, 3b Easley, 2b Encarnacion, cf Cruz, ss Nomo, p	<b>April 3, 2001</b> MIN 3, @DET 2 Cedeno, rf Easley, 2b Higginson, lf Clark, 1b McMillon, dh Cruz, ss Encarnacion, cf Halter, 3b Inge, c Weaver, p	<b>April 2, 2002</b> @TB 9, DET 5 Higginson, lf Halter, ss Fick, dh Young, 1b Paquette, 3b Cruz, rf Rivera, c Easley, 2b Macias, cf Weaver, p	<b>March 31, 2003</b> MIN 3, @DET 1 Kingsale, cf Infante, ss Young, lf Higginson, rf Palmer, dh Pena, 1b Munson, 3b Inge, c Santiago, 2b Maroth, p	<b>April 5, 2004</b> DET 7, @TOR 0 Sanchez, cf Vina, 2b Rodriguez, c Young, dh White, lf Pena, 1b Guillen, ss Higginson, rf Munson, 3b Johnson, p	<b>April 4, 2005</b> @DET 11, KC 2 Infante, 2b Guillen, ss Rodriguez, c Ordoñez, rf Young, dh White, lf Pena, 1b Monroe, cf Inge, 3b Bonderman, p
<b>April 3, 2006</b> DET 3, @KC 1 Granderson, cf Polanco, 2b Rodriguez, c Ordoñez, rf Young, dh Shelton, 1b Guillen, ss Monroe, lf Inge, 3b Rogers, p	<b>April 2, 2007</b> TOR 5, @DET 3 Granderson, cf Polanco, 2b Sheffield, dh Ordoñez, rf Guillen, ss Rodriguez, c Casey, 1b Monroe, lf Inge, 3b Bonderman, p	<b>March 31, 2008</b> KC 5, @DET 4 Renteria, ss Polanco, 2b Sheffield, dh Ordoñez, rf Cabrera, 3b Guillen, 1b Rodriguez, c Jones, lf Inge, cf Verlander, p	<b>April 6, 2009</b> @TOR 12, DET 5 Granderson, cf Polanco, 2b Ordoñez, rf Cabrera, 1b Guillen, dh Laird, c Inge, 3b Everett, ss Anderson, lf Verlander, p	<b>April 5, 2010</b> DET 8, @KC 4 Jackson, cf Damon, lf Ordoñez, rf Cabrera, 1b Guillen, dh Inge, 3b Laird, c Sizemore, 2b Everett, ss Verlander, p	<b>March 31, 2011</b> @NY 6, DET 3 Jackson, cf Rhymes, 2b Ordoñez, rf Cabrera, 1b Martinez, dh Raburn, lf Peralta, ss Inge, 3b Everett, cf Verlander, p	<b>April 5, 2012</b> @DET 3, BOS 2 Jackson, cf Boesch, rf Cabrera, 3b Fielder, 1b Young, lf Raburn, dh Peralta, ss Avila, c Santiago, 2b Verlander, p
<b>April 1, 2013</b> DET 4, @MIN 2 Jackson, cf Hunter, rf Cabrera, 3b Fielder, 1b Martinez, dh Dirks, lf Peralta, ss Avila, c Infante, 2b Verlander, p	<b>March 31, 2014</b> @DET 4, KC 3 Kinsler, 2b Hunter, rf Cabrera, 1b V. Martinez, dh J. Martinez, cf Avila, c Castellanos, 3b Gonzalez, ss Davis, lf Verlander, p	<b>April 6, 2015</b> @DET 4, MIN 0 Davis, cf Kinsler, 2b Cabrera, 1b V. Martinez, dh J.D. Martinez, rf Céspedes, lf Castellanos, 3b Avila, c Iglesias, ss Price, p	<b>April 5, 2016</b> DET 8, @MIA 7 (11) Kinsler, 2b Upton, lf Cabrera, 1b J.D. Martinez, rf Castellanos, 3b McCann, c Iglesias, ss Gose, cf Verlander, p	<b>April 4, 2017</b> DET 6, @CWS 3 Kinsler, 2b Castellanos, 3b Cabrera, 1b V. Martinez, dh Upton, lf Mahtook, rf McCann, c Jones, cf Iglesias, ss Verlander, p	<b>March 30, 2018</b> PIT 13, @DET 10 (13) Martin, cf Candelario, 3b Cabrera, 1b Castellanos, rf Martinez, dh McCann, c Mahtook, lf Iglesias, ss Machado, 2b Zimmermann, p	<b>March 28, 2019</b> DET 2, @TOR 0 (10) Harrison, 2b Castellanos, rf Cabrera, 1b Candelario, 3b Goodrum, dh Stewart, lf Greiner, c Mercer, ss Mahtook, cf Zimmermann, p
<b>July 24, 2020</b> @CIN 7, DET 1 Goodrum, ss Schoop, 2b Cabrera, dh Cron, 1b Stewart, lf Candelario, 3b Maybin, rf Romine, c Jones, cf Boyd, p						

# MIKE ILITCH (1929-2017)



- Mike Ilitch was a once-in-a-generation entrepreneur and champion for Detroit.
- He and his wife, Marian, invested their family savings in 1959 to open the first Little Caesars store in Garden City, Michigan, a suburb of Detroit. That single mom-and-pop pizza shop grew into the largest carryout pizza chain in the world, with restaurants in 27 countries and territories across the globe. The success of the business was built upon the exceptional quality and value of the Little Caesars menu and Mike's marketing savvy and imaginative ideas in production.
- The growth of Little Caesars helped Mike and Marian create other leading brands in the food, sports and entertainment industries.
- The couple purchased the Detroit Red Wings in 1982. While the team was known as the Dead Wings at the time, Mike and Marian believed they were a sleeping giant and immediately took charge to turn the team around. By 1997, the Red Wings won their first Stanley Cup in 42 years, and they went on to win three more. Four Stanley Cup parades held along Woodward Avenue in Detroit attracted hundreds of thousands of people, many from the suburbs who had not been to downtown Detroit in decades. Detroit became known as Hockeytown and brought a sense of pride to the area's hockey fans and the community as a whole.

- Throughout Mike's life, he remained true to his hometown and was a zealous supporter of Detroit, working tirelessly to help it prosper and to bring pride to the city.
- In 1988, Mike and Marian purchased the neglected Fox Theatre and carefully restored it to its original 1928 splendor.
- One year later, they moved their Little Caesars world headquarters from the suburbs into the newly renovated Fox Office Center adjacent to the restored theatre. This was during a time when many businesses were fleeing the city. Restoration of the theatre and renovation of the office building brought new life to the area. Currently, the headquarters campus is being expanded with an addition of a new nine-story, 234,000 square foot building next door to the Fox Theatre.
- Mike displayed further commitment to the city he loved when he purchased the Detroit Tigers in 1992 and built a new state-of-the-art ballpark for the team. Remembering his early years as a Minor League baseball player with the Tigers, he did everything in his power to make the fan experience at Comerica Park a memorable one.
- The new ballpark enabled Detroit to successfully host the MLB All-Star Game in 2005 and the Tigers would go on to host the World Series in 2006. Mike also encouraged the Ford family to bring the Detroit Lions back to Detroit from the suburbs and build a new stadium right next door to the ballpark by relinquishing a portion of land to make way for the new stadium. The new football venue allowed Detroit to host the Super Bowl in 2006.
- Mike and Marian believed passionately in giving back to the community. As the parents of children who played hockey, the couple wanted to provide other children the opportunity to play the sport as well. So they established the Little Caesars Amateur Hockey Program in 1968, and it has provided opportunities for tens of thousands of youngsters to play the great game of hockey over the years. Hundreds have gone on to play at colleges, universities and in the National Hockey League.
- The couple established the Little Caesars Love Kitchen in 1985. With two trucks on the road to serve those in need, these restaurants on wheels have served more than three million people.
- Inspired by the story of a veteran returning to civilian life, Mike founded the Little Caesars Veterans Program in 2006. He had read a newspaper story about an Army Sergeant who had tragically lost both his legs during combat in Iraq. As a veteran himself, Mike was impressed with the can-do attitude of this veteran. The Little Caesars Veterans Program that followed provides honorably discharged veterans with financial incentives and other support to help them open a Little Caesars franchise.
- The charitable reach of Mike & Marian Ilitch and the Ilitch companies has expanded to more than \$207 million in grants and giving since 2000. Ilitch Charities and its affiliates, the Detroit Red Wings Foundation and the Detroit Tigers Foundation, continue to carry on the mission of supporting deserving causes and organizations across the community.
- As part of this charitable legacy, Mike & Marian Ilitch have personally gifted nearly \$50 million to Detroit's Wayne State University - \$8 million to the Department of Surgery and \$40 million dedicated to establish the new Mike Ilitch School of Business, which will train and educate the next generation of the city's great entrepreneurs.
- Mike received numerous business, cultural, and philanthropic awards during his lifetime, including:
  - The International Franchise Association Hall of Fame (2016)
  - SportsBusiness Journal's "The Champions: Pioneers and Innovators in Sports Business" (2014)
  - Michigan Sports Hall of Fame (2004)
  - US Hockey Hall of Fame (2004)
  - National Hockey League Hall of Fame (2003)
  - Ellis Island Medal of Honor (1997)
- Locally in Detroit, Mike was honored for his efforts in the community with the Joe Louis Brown Bomber Jacket Award, the Distinguished Martin Luther King, Jr. Community Service Award, the Shining Light Regional Cooperation Award and the Edward H. McNamara Goodfellow of the Year Award. He was also given the key to the city.
- Mike Ilitch was a remarkable American success story. In 2012, he wrote, "Develop a love for all people; be humble; work hard. I guarantee you will be successful in life." He did just that and had a life well lived.



MIKE ILITCH



# LAST TIME IT HAPPENED IN A GAME

## INDIVIDUAL BATTING

### RUNS SCORED

Two Runs in an Inning ..... Ian Kinsler and Andrew Romine - 4/25/2017 vs. SEA (5th)  
 Four-or-More Runs in a Game ..... Victor Reyes (4) - 8/7/2020 at PIT  
 Five-or-More Runs in a Game ..... Jeimer Candelario (5) - 4/25/2018 at PIT (Gm. 1)

### HITS

Two Hits in an Inning ..... Victor Reyes - 8/31/2019 vs. MIN (3rd)  
 Five-or-More Hits in a Game ..... Niko Goodrum (5) - 5/31/2019 at ATL  
 Six-or-More Hits in a Game ..... Carlos Peña (6) - 5/27/2004 at KC  
 Five Consecutive Hits in a Game ..... Niko Goodrum (5) - 5/31/2019 at ATL  
 Six Consecutive Hits in a Game ..... Carlos Peña (6) - 5/27/2004 at KC

### DOUBLES

Two Doubles in an Inning ..... Robert Fick - 5/29/2002 at CLE  
 Three-or-More Doubles in a Game ..... Miguel Cabrera (3) - 4/25/2018 at PIT (Gm. 1)  
 Four-or-More Doubles in a Game ..... Bill Bruton (4) - 5/19/1963 at WAS

### TRIPLES

Two Triples in a Game ..... Ian Kinsler - 7/17/2017 at KC  
 Triple in Three Consecutive Games ..... Ed Brinkman - 4/12-14/1973

### HOME RUNS

Two Home Runs in an Inning ..... Magglio Ordoñez - 8/12/2007 vs. OAK (2nd)  
 Home Run from Both Sides of Plate ..... Victor Martinez - 8/30/2018 at NYY  
 Three-or-More Home Runs in a Game ..... Victor Martinez (3) - 6/16/2016 at KC  
 Home Run in Four-or-More Consecutive Games ..... Ian Kinsler (4) - 5/15-5/18/2016  
 Home Run in Five-or-More Consecutive Games ..... Marcus Thames (5) - 6/13-6/17/2008  
 Lead-off Home Run ..... Victor Reyes - 9/5/2020 at MIN (Aaron Sanchez)  
 Walk-off Home Run ..... John Hicks - 9/14/2019 vs. BAL (Ryan Adams)  
 Pinch-Hit Home Run ..... John Hicks - 9/28/2019 at CWS (Gm. 2) (Alex Colomé)  
 Inside-the-Park Home Run ..... JaCoby Jones - 8/10/2020 vs. CWS (Codi Heuer)  
 Two-or-More Home Runs on Opening Day ..... Chris Shelton (2) - 4/3/2006 at KC  
 Home Run in First Major League At-Bat ..... Reggie Sanders - 9/1/1974 vs. OAK (Catfish Hunter)

### GRAND SLAMS

Grand Slam ..... Jonathan Schoop - 8/25/2020 vs. CHC (Casey Sadler)  
 Pinch-Hit Grand Slam ..... Mickey Tettleton - 8/11/1991 vs. NYY (Lee Guetterman)  
 Two Grand Slams in a Game ..... Jim Northrup - 6/24/1968 at CLE

### EXTRA-BASE HITS

Two Extra-Base Hits in an Inning ..... Ian Kinsler - 5/16/2016 vs. MIN (1st)  
 Four-or-More Extra Base Hits in a Game ..... Nicholas Castellanos (4) - 8/19/2015 at CHC

### RUNS BATTED IN

Five-or-More RBI in a Game ..... Miguel Cabrera (6) - 9/23/2020 at MIN  
 Six-or-More RBI in a Game ..... Miguel Cabrera (6) - 9/23/2020 at MIN  
 Seven-or-More RBI in a Game ..... Ryan Raburn (7) - 7/25/2007 at CWS  
 Eight-or-More RBI in a Game ..... Jim Northrup (8) - 7/11/1973 vs. TEX  
 RBI in 10-or-More Consecutive Games ..... Carlos Guillen (11) - 6/16-6/28/2007 (17 RBI)

### WALKS

Two Walks in an Inning ..... Ivan Rodriguez - 9/23/2006 vs. KC (1st)  
 Four-or-More Walks in a Game ..... J.D. Martinez (4) - 5/16/2017 vs. BAL  
 Five-or-More Walks in a Game ..... Cecil Fielder (5) - 5/27/1991 at MIL (14 inn.)  
 Four Consecutive Walks in a Game ..... Miguel Cabrera (4) - 4/25/2015 vs. CLE  
 Walk in 10-or-More Consecutive Games ..... Tony Clark (10) - 5/24-6/5/1997  
 Three Intentional Walks in a Game ..... Miguel Cabrera (3) - 4/25/2015 vs. CLE

### STRIKEOUTS

Two Strikeouts in an Inning ..... James McCann - 6/28/2016 vs. MIA (5th)  
 Four-or-More Strikeouts in a Game ..... Willi Castro (4) - 8/17/2020 at CWS  
 Five-or-More Strikeouts in a Game ..... John Hicks (5) - 4/14/2019 at MIN

### SACRIFICES

Three Sacrifice Hits in a Game ..... Deivi Cruz - 4/11/2000 vs. SEA  
 Two Sacrifice Flies in a Game ..... Austin Jackson - 4/17/2014 vs. CLE

### HIT BY PITCH

Two Hit by Pitch in an Inning ..... Mike Hessman - 9/8/2008 vs. OAK (2nd)  
 Three Hit by Pitch in a Game ..... Damion Easley - 7/16/2002 vs. BOS

### HITTING FOR THE CYCLE

Hit for the Cycle ..... Carlos Guillen - 8/1/2006 at TB

### POSITION PLAYER PITCHING

Position Player Pitching ..... Travis Demeritte - 9/9/2020 vs. MIL

## OPPONENTS INDIVIDUAL BATTING

### HITS

Five-or-More Hits in a Game ..... Logan Forsythe (5) - 8/16/2018 at MIN  
 Six-or-More Hits in a Game ..... Alex Rios (6) - 7/9/2013 vs. CWS

### HOME RUNS

Three-or-More Home Runs in a Game ..... Kyle Seager (3) - 8/13/2019 vs. SEA  
 Lead-off Home Run ..... Byron Buxton - 9/22/20 at MIN (Tarik Skubal)  
 Walk-off Home Run ..... Ryan O'Hearn - 9/3/2019 at KC (Zac Reinger)  
 Pinch-Hit Home Run ..... Jace Peterson - 9/2/2020 at MIL (Buck Farmer)  
 Inside-the-Park Home Run ..... Whit Merrifield - 8/9/2019 vs. KC (Edwin Jackson)

### GRAND SLAMS

Grand Slam ..... Eloy Jiménez - 9/20/2019 vs. CWS (Jordan Zimmermann)  
 Pinch-Hit Grand Slam ..... Lonnie Chisenhall - 4/14/2017 at CLE (Francisco Rodríguez)



## RUNS BATTED IN

Five-or-More RBI in a Game.....	José Abreu (7) - 9/12/2020 at CWS
Six-or-More RBI in a Game.....	José Abreu (7) - 9/12/2020 at CWS
Seven-or-More RBI in a Game.....	José Abreu (7) - 9/12/2020 at CWS
Eight-or-More RBI in a Game.....	Edwin Encarnacion (9) - 8/29/2015 at TOR
Nine-or-More RBI in a Game.....	Edwin Encarnacion (9) - 8/29/2015 at TOR
10-or-More RBI in a Game.....	Fred Lynn (10) - 6/18/1975 vs. BOS

## HITTING FOR THE CYCLE

Hit for the Cycle.....	Jake Bauers - 6/14/2019 vs. CLE
------------------------	---------------------------------

## POSITION PLAYER PITCHING

Position Player Pitching.....	Orlando Arcia - 9/1/2020 at MIL
-------------------------------	---------------------------------

## CLUB BATTING

### RUNS SCORED

Five-or-More Runs in an Inning.....	5 - 9/10/2020 at STL (Gm. 2) (9th)
Six-or-More Runs in an Inning.....	7 - 8/21/2020 at CLE (4th)
Seven-or-More Runs in an Inning.....	7 - 8/21/2020 at CLE (4th)
Eight-or-More Runs in an Inning.....	9 - 4/25/2017 vs. SEA (5th)
Nine-or-More Runs in an Inning.....	9 - 4/25/2017 vs. SEA (5th)
10-or-More Runs in an Inning.....	10 - 7/21/2008 at KC (8th)
15-or-More Runs in a Game.....	17 - 8/7/2020 at PIT (11 inn.)
16-or-More Runs in a Game.....	17 - 8/7/2020 at PIT (11 inn.)
17-or-More Runs in a Game.....	17 - 8/7/2020 at PIT (11 inn.)
18-or-More Runs in a Game.....	19 - 4/25/2017 vs. SEA
19-or-More Runs in a Game.....	19 - 4/25/2017 vs. SEA
20-or-More Runs in a Game.....	20 - 4/17/1993 vs. SEA
Shut out in Back-to-Back Games.....	5/9/2019 vs. LAA (13-0); 5/10/2019 at MIN (3-0)
Shut out in Three Consecutive Games.....	9/29/1995 at BAL (6-0); 9/30/1995 at BAL (12-0); 10/1/1995 at BAL (4-0)

### HITS

Six-or-More Hits in an Inning.....	7 - 8/26/2020 vs. CHC (6th)
Seven-or-More Hits in an Inning.....	7 - 8/26/2020 vs. CHC (6th)
Eight-or-More Hits in an Inning.....	8 - 8/31/2019 vs. MIN (3rd)
Nine-or-More Hits in an Inning.....	9 - 9/26/2011 vs. CLE (8th)
10-or-More Hits in an Inning.....	11 - 8/8/2001 at TEX (9th)
20-or-More Hits in a Game.....	20 - 4/25/2018 at PIT (Gm. 1)
21-or-More Hits in a Game.....	24 - 4/25/2017 vs. SEA
22-or-More Hits in a Game.....	24 - 4/25/2017 vs. SEA
23-or-More Hits in a Game.....	24 - 4/25/2017 vs. SEA
24-or-More Hits in a Game.....	24 - 4/25/2017 vs. SEA
25-or-More Hits in a Game.....	26 - 9/6/2013 at KC

### DOUBLES

Six-or-More Doubles in a Game.....	7 - 7/14/2019 at KC
Seven-or-More Doubles in a Game.....	7 - 7/14/2019 at KC
Eight-or-More Doubles in a Game.....	8 - 7/10/2014 at KC

### TRIPLES

Three-or-More Triples in a Game.....	3 - 9/1/2012 vs. CWS
Four-or-More Triples in a Game.....	4 - 6/9/1983 at BOS

### HOME RUNS

Back-to-Back Home Runs.....	8/8/2020 at PIT (Miguel Cabrera/C.J. Cron/Jeimer Candelario, 1st)
Three Consecutive Home Runs.....	8/8/2020 at PIT (Miguel Cabrera/C.J. Cron/Jeimer Candelario, 1st)
Four-or-More Home Runs in an Inning.....	4 - 8/8/2020 at PIT (1st)
Five-or-More Home Runs in a Game.....	5 - 8/8/2020 at PIT
Six-or-More Home Runs in a Game.....	6 - 9/5/2017 vs. KC
Home Runs in 10-or-More Consecutive Games.....	13 - 4/4-4/18/2017
Home Runs in 11-or-More Consecutive Games.....	13 - 4/4-4/18/2017
Home Runs in 12-or-More Consecutive Games.....	13 - 4/4-4/18/2017
Home Runs in 13-or-More Consecutive Games.....	13 - 4/4-4/18/2017
Home Runs in 14-or-More Consecutive Games.....	16 - 5/6-5/22/1998
Home Runs in 15-or-More Consecutive Games.....	16 - 5/6-5/22/1998

### GRAND SLAMS

Two Grand Slams in a Game.....	5/15/2009 vs. OAK (Brandon Inge/Ryan Raburn)
--------------------------------	--

### EXTRA-BASE HITS

Nine-or-More Extra Base Hits in a Game.....	9 - 8/8/2020 at PIT
10-or-More Extra Base Hits in a Game.....	10 - 4/25/2018 at PIT (Gm. 1)
11-or-More Extra Base Hits in a Game.....	12 - 6/2/2017 vs. CWS
12-or-More Extra Base Hits in a Game.....	12 - 6/2/2017 vs. CWS

### WALKS

10-or-More Walks in a Game.....	11 - 6/13/2016 at CWS
11-or-More Walks in a Game.....	11 - 6/13/2016 at CWS
12-or-More Walks in a Game.....	12 - 6/3/2008 at OAK (11 inn.)
13-or-More Walks in a Game.....	13 - 5/4/1994 vs. TEX
14-or-More Walks in a Game.....	14 - 8/27/1993 at OAK
15-or-More Walks in a Game.....	15 - 7/31/1959 vs. BOS
Three-or-More Intentional Walks in a Game.....	3 - 4/25/2015 vs. CLE
Four-or-More Intentional Walks in a Game.....	4 - 8/15/2010 at CWS

### STRIKEOUTS

15-or-More Strikeouts in a Game.....	15 - 8/20/2020 at CWS
16-or-More Strikeouts in a Game.....	16 - 8/7/2020 at PIT
17-or-More Strikeouts in a Game.....	7/25/2020 at CIN
18-or-More Strikeouts in a Game.....	19 - 9/7/2019 at OAK
19-or-More Strikeouts in a Game.....	19 - 9/7/2019 at OAK
20-or-More Strikeouts in a Game.....	24 - 8/17/2019 at TB



# LAST TIME IT HAPPENED IN A GAME

## SACRIFICES

Three-or-More Sacrifice Hits in an Inning.....	7/12/1970 vs. NYY (2nd)
Five-or-More Sacrifice Hits in a Game.....	5 - 7/6/1992 vs. SEA (14 inn.)
Four-or-More Sacrifice Flies in a Game.....	4 - 6/10/1985 vs. BAL (11 inn.)

## HIT BY PITCH

Three-or-More Hit By Pitches in an Inning.....	3 - 9/8/2008 vs. OAK (2nd)
Three-or-More Hit By Pitches in a Game.....	3 - 9/1/2020 at MIL
Four-or-More Hit By Pitches in a Game.....	4 - 4/7/2018 at CWS
Five-or-More Hit By Pitches in a Game.....	5 - 8/11/1965 vs. KC (10 inn.)

## INDIVIDUAL BASERUNNING

### STOLEN BASES

Two Stolen Bases in an inning.....	Niko Goodrum - 7/14/2019 at KC (3rd)
Three-or-more Stolen Bases in a Game.....	Rajai Davis (3) - 4/25/2015 vs. CLE
Four-or-more stolen Bases in a Game.....	Alex Sanchez (4) - 9/27/2003 vs. MIN

### STEALS OF HOME

Steal of Home.....	Ryan Raburn - 8/18/2009 vs. SEA (8th)
--------------------	---------------------------------------

## OPPONENTS INDIVIDUAL BASERUNNING

### STOLEN BASES

Two Stolen Bases in an inning.....	Cameron Maybin - 9/12/2019 vs. NYY (Gm. 1) (6th)
Three-or-more Stolen Bases in a Game.....	Whit Merrifield (3) - 5/6/2018 at KC
Four-or-more stolen Bases in a Game.....	Rickey Henderson (4) - 5/30/1982 at OAK

### STEALS OF HOME

Steal of Home.....	Leonys Martin - 6/15/2019 vs. CLE (8th)
--------------------	---

## CLUB BASERUNNING

### STOLEN BASES

Five-or-More Stolen Bases in a Game.....	5 - 4/25/2015 vs. CLE
Three-or-More Caught Stealing in a Game.....	3 - 5/26/2015 at OAK

## OPPONENTS CLUB BASERUNNING

### STOLEN BASES

Five-or-More Stolen Bases in a Game.....	5 - 6/15/2019 vs. CLE
Three-or-More Caught Stealing in a Game.....	3 - 7/19/2014 vs. CLE

## INDIVIDUAL PITCHING

### WINS

Win Five-or-More Consecutive Decisions.....	Matthew Boyd (5) - 7/18-8/24/2016
Win Six-or-More Consecutive Decisions.....	Michael Fulmer (6) - 5/10-6/12/2016
Win Seven-or-More Consecutive Decisions.....	Anibal Sanchez (7) - 6/9-7/22/2015
Win Eight-or-More Consecutive Decisions.....	Max Scherzer (13) - 4/6-7/8/2013
Win Nine-or-More Consecutive Decisions.....	Max Scherzer (13) - 4/6-7/8/2013
Win 10-or-More Consecutive Decisions.....	Max Scherzer (13) - 4/6-7/8/2013

### LOSSES

Lose Five-or-More Consecutive Decisions.....	Spencer Turnbull (13) - 6/5-9/29/2019
Lose Six-or-More Consecutive Decisions.....	Spencer Turnbull (13) - 6/5-9/29/2019
Lose Seven-or-More Consecutive Decisions.....	Spencer Turnbull (13) - 6/5-9/29/2019
Lose Eight-or-More Consecutive Decisions.....	Spencer Turnbull (13) - 6/5-9/29/2019
Lose Nine-or-More Consecutive Decisions.....	Spencer Turnbull (13) - 6/5-9/29/2019
Lose 10-or-More Consecutive Decisions.....	Spencer Turnbull (13) - 6/5-9/29/2019

### COMPLETE GAMES

Complete Game.....	Matthew Boyd - 9/4/2020 at MIN (Gm. 1) (7 inn.)
Two-or-More Consecutive Complete Games.....	David Price (2) - 6/6-6/12/2015
Three-or-More Consecutive Complete Games.....	Jack Morris (3) - 9/2-9/12/1990
Four-or-More Consecutive Complete Games.....	Jack Morris (6) - 6/25-7/18/1986
Five-or-More Consecutive Complete Games.....	Jack Morris (6) - 6/25-7/18/1986

### SHUTOUTS

Shutout.....	Matthew Boyd - 9/17/2017 vs. CWS
Two-or-More Consecutive Shutouts.....	Rick Porcello (2) - 6/26-7/1/2014
Three-or-More Consecutive Shutouts.....	Jack Morris (3) - 7/9-18/1986

### SAVES

Save Three-or-More Consecutive Games Played by Team.....	Shane Greene (5) - 4/2-4/7/2019
Save Four-or-More Consecutive Games Played by Team.....	Shane Greene (5) - 4/2-4/7/2019
Saves in Five-or-More Consecutive Appearances.....	Shane Greene (5) - 4/18-5/3/2019
Saves in Six-or-More Consecutive Appearances.....	Shane Greene (8) - 3/28-4/10/2019
Saves in Seven-or-More Consecutive Appearances.....	Shane Greene (8) - 3/28-4/10/2019
Saves in Eight-or-More Consecutive Appearances.....	Shane Greene (8) - 3/28-4/10/2019
Saves in Nine-or-More Consecutive Appearances.....	Jose Valverde (10) - 7/24-8/13/2011
Saves in 10-or-More Consecutive Appearances.....	Jose Valverde (10) - 7/24-8/13/2011
Three-or-More Inning Save.....	Drew Smyly - 6/17/2013 vs. BAL

### INNINGS PITCHED

10-or-More Innings Pitched, Starter.....	Jack Morris (10.0) - 8/14/1989 vs. BAL
Five-or-More Innings Pitched, Reliever.....	Tarik Skubal (5.0) - 9/27/2020 at KC

### HITS ALLOWED

No-Hitter.....	Justin Verlander - 5/7/2011 at TOR
One-Hitter.....	Matthew Boyd - 9/17/2017 vs. CWS
13-or-More Hits in a Game.....	Jordan Zimmermann (13) - 7/6/2019 vs. BOS
14-or-More Hits in a Game.....	Alfredo Simon (15) - 7/1/2015 vs. PIT



# LAST TIME IT HAPPENED IN A GAME



15-or-More Hits in a Game .....	Alfredo Simon (15) - 7/1/2015 vs. PIT
16-or-More Hits in a Game .....	Scott Sanders (16) - 4/14/1998 at TEX

## RUNS ALLOWED

Eight-or-More Runs in a Game .....	Iván Nova (8) - 8/14/2020 vs. CLE
Nine-or-More Runs in a Game .....	Jordan Zimmermann (9) - 9/20/2019 vs. CWS
10-or-More Runs in a Game .....	Max Scherzer (10) - 6/17/2014 vs. KC
11-or-More Runs in a Game .....	Jeremy Bonderman (11) - 7/29/2007 at LAA
12-or-More Runs in a Game .....	Joe Coleman (12) - 8/18/1974 at OAK
20-or-More Consecutive Scoreless Innings, Starter .....	Michael Fulmer (33.1) - 5/21-6/17/2016
20-or-More Consecutive Scoreless Innings, Reliever .....	Joquin Benoit (22.0) - 8/3-9/27/2011

## HOME RUNS ALLOWED

Three Home Runs in an Inning .....	Matthew Boyd - 6/26/2019 vs. TEX (5th)
Back-to-Back Home Runs .....	Matthew Boyd - 9/4/2020 at MIN (Gm. 1) (Jorge Polanco/Josh Donaldson, 1st)
Three Consecutive Home Runs .....	Anibal Sanchez - 8/6/2017 at BAL (Jonathan Schoop/Chris Davis/Trey Mancini, 1st)
Three-or-More Home Runs in a Game .....	Matthew Boyd (3) - 8/17/2020 at CWS
Four-or-More Home Runs in a Game .....	Matthew Boyd (4) - 8/31/2019 vs. MIN
Five-or-More Home Runs in a Game .....	Anibal Sanchez (5) - 8/6/2017 at BAL
Lead-off Home Run .....	Tarik Skubal - 9/22/2020 at MIN (Byron Buxton)
Walk-off Home Run .....	Zac Reiner - 9/3/2019 at KC (Ryan O'Hearn, 9th)
Pinch-Hit Home Run .....	Jace Peterson - 9/2/2020 at MIL (Buck Farmer)
Inside-the-Park Home Run .....	Edwin Jackson - 8/9/2019 vs. KC (Whit Merrifield)
Home Run to a Pitcher .....	Kevin Jarvis - 9/2/1997 at ATL (Denny Neagle)

## GRAND SLAMS ALLOWED

Grand Slam in a Game .....	Jordan Zimmermann - 9/20/2019 vs. CWS (Eloy Jimenez)
Two Grand Slams in a Game .....	Daniel Schlereth - 6/28/2011 vs. NYM (Jason Bay/Carlos Beltran)
Pinch-Hit Grand Slam .....	Francisco Rodriguez - 4/14/2017 at CLE (Lonnie Chisenhall)

## WALKS ALLOWED

Eight-or-More Walks in a Game .....	Dontrelle Willis (8) - 6/14/2009 at PIT
Nine-or-More Walks in a Game .....	Jack Morris (9) - 4/14/1988 vs. TEX
10-or-more Walks in a Game .....	Joe Coleman (10) - 10/1/1974 vs. BAL
No Walks Allowed, 20-or-More Consecutive Innings .....	Justin Verlander (24.0) - 7/24-8/9/2015

## STRIKEOUTS

10-or-More Strikeouts in a Game .....	Tyler Alexander (10) - 8/2/2020 vs. CIN (Gm. 1)
11-or-More Strikeouts in a Game .....	Matthew Boyd (11) - 8/31/2019 vs. MIN
12-or-More Strikeouts in a Game .....	Matthew Boyd (13) - 7/4/2019 at CWS
13-or-More Strikeouts in a Game .....	Matthew Boyd (13) - 7/4/2019 at CWS
14-or-More Strikeouts in a Game .....	Max Scherzer (14) - 8/14/2014 vs. PIT
15-or-More Strikeouts in a Game .....	Anibal Sanchez (17) - 4/26/2013 vs. ATL
Six-or-More Strikeouts in a Game, Reliever .....	Tarik Skubal (6) - 9/27/2020 at KC
Consecutive Double-Digit Strikeout Games .....	Matthew Boyd (3) - 6/26-7/13/2019

## HIT BY PITCH

Hit Two Batters in an Inning .....	Joe Jimenez - 9/2/2020 at MIL (7th)
Hit Three-or-More Batters in a Game .....	Casey Mize (3) - 8/30/2020 vs. MIN
Hit Four-or-More Batters in a Game .....	Frank Lary (4) - 7/21/1960 vs. WAS

## WILD PITCHES

Two-or-More Wild Pitches in an Inning .....	Buck Lary (2) - 8/18/2019 at TB
Three-or-More Wild Pitches in a Game .....	Alfredo Simon (3) - 8/25/2015 vs. LAA

## OPPONENTS INDIVIDUAL PITCHING

### HITS ALLOWED

No Hits in a Game .....	Henderson Alvarez - 9/29/2013 at MIA
One Hit in a Game .....	Jeff Samardzija - 9/21/2015 vs. CWS
13-or-More Hits in a Game .....	Derek Holland (13) - 8/8/2020 at PIT
14-or-More Hits in a Game .....	Miguel Gonzalez (14) - 4/30/2017 vs. CWS
15-or-More Hits in a Game .....	Greg Swindell (17) - 6/5/1988 vs. CLE
16-or-More Hits in a Game .....	Greg Swindell (17) - 6/5/1988 vs. CLE
17-or-More Hits in a Game .....	Greg Swindell (17) - 6/5/1988 vs. CLE
18-or-More Hits in a Game .....	Reggie Cleveland (18) - 9/25/1977 vs. BOS

### RUNS ALLOWED

Shutout .....	Trevor Bauer - 8/2/2020 vs. CIN (Gm. 2)
Eight-or-More Runs in a Game .....	Derek Holland (9) - 8/8/2020 at PIT
Nine-or-More Runs in a Game .....	Derek Holland (9) - 8/8/2020 at PIT
10-or-More Runs in a Game .....	Erasmus Ramirez (10) - 6/16/2017 vs. TB
11-or-More Runs in a Game .....	Dustin McGowan (12) - 8/21/2005 vs. TOR
12-or-More Runs in a Game .....	Dustin McGowan (12) - 8/21/2005 vs. TOR

### HOME RUNS ALLOWED

Three Home Runs in an Inning .....	Derek Holland (4) - 8/8/2020 at PIT (1st)
Back-to-Back Home Runs .....	Derek Holland - 8/8/2020 at PIT (Miguel Cabrera/C.J. Cron/Jeimer Candelario, 1st)
Three Consecutive Home Runs .....	Derek Holland - 8/8/2020 at PIT (Miguel Cabrera/C.J. Cron/Jeimer Candelario, 1st)
Three-or-More Home Runs in a Game .....	Derek Holland (5) - 8/8/2020 at PIT
Four-or-More Home Runs in a Game .....	Derek Holland (5) - 8/8/2020 at PIT
Five-or-More Home Runs in a Game .....	Derek Holland (5) - 8/8/2020 at PIT

### WALKS ALLOWED

Eight-or-More Walks in a Game .....	Ricky Romero (8) - 8/21/2012 vs. TOR
Nine-or-More Walks in a Game .....	Bobby Witt (10) - 8/15/1992 at TEX
10-or-More Walks in a Game .....	Bobby Witt (10) - 8/15/1992 at TEX

### STRIKEOUTS

10-or-More Batters in a Game .....	Carlos Carrasco (11) - 9/20/2020 vs. CLE
11-or-More Batters in a Game .....	Carlos Carrasco (11) - 9/20/2020 vs. CLE
12-or-More Batters in a Game .....	Lucas Giolito (13) - 8/20/2020 at CWS
13-or-More Batters in a Game .....	Lucas Giolito (13) - 8/20/2020 at CWS
14-or-More Batters in a Game .....	Max Scherzer (14) - 6/30/2019 vs. WSH
15-or-More Batters in a Game .....	Max Scherzer (20) - 5/11/2016 at WSH
Six-or-More Strikeouts in a Game, Reliever .....	Chris Stratton (6) - 8/9/2020 at PIT



# LAST TIME IT HAPPENED IN A GAME

## CLUB PITCHING

### COMPLETE GAMES

Back-to-Back Complete Games.....8/20-21/2014 at TB (Rick Porcello/David Price)

### SHUTOUTS

Back-to-Back Shutouts.....8/13-8/14/2016 at TEX

### HITS ALLOWED

15-or-More Hits in a Game.....19 - 9/12/2020 at CWS  
 16-or-More Hits in a Game.....19 - 9/12/2020 at CWS  
 17-or-More Hits in a Game.....19 - 9/12/2020 at CWS  
 18-or-More Hits in a Game.....19 - 9/12/2020 at CWS  
 19-or-More Hits in a Game.....19 - 9/12/2020 at CWS  
 20-or-More Hits in a Game.....21 - 9/9/2020 vs. MIL  
 21-or-More Hits in a Game.....21 - 9/9/2020 vs. MIL  
 22-or-More Hits in a Game.....25 - 9/14/2017 vs. CWS  
 23-or-More Hits in a Game.....25 - 9/14/2017 vs. CWS  
 24-or-More Hits in a Game.....25 - 9/14/2017 vs. CWS  
 25 or More Hits in a Game.....25 - 9/14/2017 vs. CWS  
 No Hits in a Game.....5/7/2011 at TOR (Justin Verlander)  
 One Hit in a Game.....9/17/2017 vs. CWS (Matthew Boyd)  
 Two Hits in a Game.....3/28/2019 at TOR (Jordan Zimmermann/Joe Jimenez/Victor Alcantara/Shane Greene)

### RUNS ALLOWED

Five-or-More Runs in an Inning.....7 - 9/10/2020 at STL (Gm. 1) (3rd)  
 15-or-More Runs in a Game.....19 - 9/9/2020 vs. MIL  
 16-or-More Runs in a Game.....19 - 9/9/2020 vs. MIL  
 17-or-More Runs in a Game.....19 - 9/9/2020 vs. MIL  
 18-or-More Runs in a Game.....19 - 9/9/2020 vs. MIL  
 19-or-More Runs in a Game.....19 - 9/9/2020 vs. MIL  
 20-or-More Runs in a Game.....20 - 8/22/2014 at MIN

### HOME RUNS ALLOWED

Back-to-Back Home Runs.....9/4/2020 at MIN - Jorge Polanco/Josh Donaldson (Matthew Boyd)  
 Three Consecutive Home Runs.....8/6/2017 at BAL - Jonathan Schoop/Chris Davis/Troy Mancini (Anibal Sanchez)  
 Five-or-More Home Runs in a Game.....5 - 9/10/2020 at STL (Gm. 1)  
 Walk-Off Home Run.....9/3/2019 at KC - Ryan O'Hearn (Zac Reinger, 9th)  
 Two Grand Slams in a Game.....6/28/2011 vs. NYM (Jason Bay/Carlos Beltran)

### WALKS ALLOWED

10-or-More Walks in a Nine-Inning Game.....10 - 9/20/2020 at MIL  
 10-or-More Walks in a Game.....10 - 9/20/2020 at MIL  
 11-or-More Walks in a Game.....14 - 8/10/2014 at TOR (19 inn.)  
 12-or-More Walks in a Game.....14 - 8/10/2014 at TOR (19 inn.)  
 13-or-More Walks in a Game.....14 - 8/10/2014 at TOR (19 inn.)  
 14-or-More Walks in a Game.....14 - 8/10/2014 at TOR (19 inn.)  
 15-or-More Walks in a Game.....15 - 5/8/2004 at TEX (10 inn.)

### STRIKEOUTS

14-or-More Strikeouts in a Nine-Inning Game.....14 - 9/1/2020 at MIL  
 14-or-More Strikeouts in a Game.....14 - 9/1/2020 at MIL  
 15-or-More Strikeouts in a Game.....15 - 9/6/2019 at OAK (11 inn.)  
 16-or-More Strikeouts in a Game.....17 - 8/31/2019 vs. MIN  
 17-or-More Strikeouts in a Game.....17 - 8/31/2019 vs. MIN  
 18-or-More Strikeouts in a Game.....18 - 7/23/2019 vs. PHI (15 inn.)  
 19-or-More Strikeouts in a Game.....19 - 4/17/2013 at SEA (14 inn.)  
 20-or-More Strikeouts in a Game.....20 - 6/5/2001 at BOS (18 inn.)

### HIT BY PITCH

Three-or-More Batters in a Game.....3 - 8/30/2020 vs. MIN

## PITCHERS BATTING

### HOME RUNS

Home Run.....Daniel Norris - 8/19/2015 at CHC (Jon Lester)  
 Inside-the-Park Home Run.....Frank Lary - 4/17/1956 vs. OAK (Alex Kellner)

### STOLEN BASES

Stolen Base.....Mickey Lolich - 4/14/1970 vs. CLE  
 Caught Stealing.....Joe Coleman - 4/30/1972 vs. CWS

### PINCH-HITTING AND PINCH-RUNNING

Pinch-Hit Appearance.....Dontrelle Willis - 5/23/2010 at LAD  
 Pinch-Run Appearance.....Adam Bernero - 6/8/2003 at SF

## CLUB FIELDING

### ERRORS

Four-or-More Errors in a Game.....4 - 6/5/2019 vs. TB  
 Five-or-More Errors in a Game.....5 - 8/31/2014 at CWS  
 Six-or-More Errors in a Game.....6 - 6/25/2013 vs. LAA

### DOUBLE AND TRIPLE PLAYS

Five-or-More Double Plays in a Game.....5 - 9/26/2009 at CWS  
 Six-or-More Double Plays in a Game.....6 - 4/13/1984 at BOS  
 Triple Play.....9/8/2017 at TOR (Jeimer Candelario/Ian Kinsler/Efren Navarro)



**OPPONENTS CLUB FIELDING**

**ERRORS**

Four-or-More Errors in a Game.....	4 - 8/6/2014 at NYY
Five-or-More Errors in a Game.....	5 - 9/27/2012 vs. KC
Six-or-More Errors in a Game.....	6 - 10/1/1989 at NYY

**TRIPLE PLAYS**

Triple Play.....	8/3/17 at BAL (Manny Machado/Jonathan Schoop/Chris Davis)
------------------	---

**CLUB MISCELLANEOUS**

**WINS**

Eight-or-More Consecutive Wins.....	8 - 7/25-8/3/2016
Nine-or-More Consecutive Wins.....	12 - 7/26-8/8/2013
10-or-More Consecutive Wins.....	12 - 7/26-8/8/2013
Eight-or-More Consecutive Wins, Home.....	9 - 7/14-8/15/2013
Nine-or-More Consecutive Wins, Home.....	9 - 7/14-8/15/2013
10-or-More Consecutive Wins, Home.....	10 - 7/18-8/7/2012
Eight-or-More Consecutive Wins, Road.....	11 - 4/29-5/18/2014
Nine-or-More Consecutive Wins, Road.....	11 - 4/29-5/18/2014
10-or-More Consecutive Wins, Road.....	11 - 4/29-5/18/2014

**LOSSES**

Eight-or-More Consecutive Losses.....	9 - 8/11-8/20/2020
Nine-or-More Consecutive Losses.....	9 - 8/11-8/20/2020
10-or-More Consecutive Losses.....	10 - 5/13-5/23/2019
Eight-or-More Consecutive Losses, Home.....	8 - 6/9-6/28/2019
Nine-or-More Consecutive Losses, Home.....	11 - 5/9-5/23/2019
10-or-More Consecutive Losses, Home.....	11 - 5/9-5/23/2019
Eight-or-More Consecutive Losses, Road.....	8 - 7/15-7/28/2010
Nine-or-More Consecutive Losses, Road.....	10 - 6/27-7/29/2010
10-or-More Consecutive Losses, Road.....	10 - 6/27-7/29/2010

**DOUBLEHEADERS**

Win Both Games, Home.....	8/29/2020 vs. MIN
Win Both Games, Road.....	4/23/2019 at BOS
Lose Both Games, Home.....	9/12/2019 vs. NYY
Lose Both Games, Road.....	9/4/2020 at MIN
Split, Home.....	8/6/2019 vs. CWS
Split, Road.....	9/10/2020 at STL
Day-Night Doubleheader.....	8/6/2019 vs. CWS

**EXTRA-INNING GAMES**

Back-to-Back Extra-Inning Games.....	8/21/2019 vs. TOR, 8/23/2019 vs. PHI
Three Consecutive Extra-Inning Games.....	9/16-9/19/2015 (MIN, KC, KC)
Win Back-to-Back Extra-Inning Games.....	9/16-9/19/2015 (MIN, KC, KC)
Lose Back-to-Back Extra-Inning Games.....	4/16-4/17/2019 vs. PIT
15-or-More Innings.....	15 - 7/23/2019 vs. PHI
16-or-More Innings.....	19 - 8/10/2014 at TOR
17-or-More Innings.....	19 - 8/10/2014 at TOR
18-or-More Innings.....	19 - 8/10/2014 at TOR
19-or-More Innings.....	19 - 8/10/2014 at TOR
20-or-More Innings.....	22 - 6/24/1962 vs. NYY
21-or-More Innings.....	22 - 6/24/1962 vs. NYY
22-or-More Innings.....	22 - 6/24/1962 vs. NYY

**ONE-RUN GAMES**

Three-or-More Consecutive One-Run Games.....	5 - 9/22-9/26/2020 (@MIN, @MIN, @KC, @KC, @KC)
Four-or-More Consecutive One-Run Games.....	5 - 9/22-9/26/2020 (@MIN, @MIN, @KC, @KC, @KC)
Five-or-More Consecutive One-Run Games.....	5 - 9/22-9/26/2020 (@MIN, @MIN, @KC, @KC, @KC)
Win Three-or-More Consecutive One-Run Games.....	3 - 8/11-8/13/2011 (CLE, BAL, BAL)
Lose Three-or-More Consecutive One-Run Games.....	4 - 9/22-9/25/2020 (@MIN, @MIN, @KC, @KC)
Win 1-0 Game.....	4/8/2018 at CWS
Lose 1-0 Game.....	8/17/2019 at TB (13 inn.)

**COMEBACKS/LEADS LOST**

Comeback to Win, Trailing by Five Runs-or-More.....	5 - 8/21/2020 at CLE (Trailed 5-0 after 3 inn., Won 10-5 in 9 inn.)
Lose After Leading by Five Runs-or-More.....	6 - 6/19/2019 at PIT (Led 7-1 after 2.5 inn., Lost 8-7 in 9 inn.)



# TIGERS RECORD BOOK

## INDIVIDUAL BATTING

### BATTING AVERAGE

Highest Average, Career (Min. 2000 AB).....	369	Ty Cobb.....	1905-26
Highest Average by Righthander, Season.....	403	Harry Heilmann.....	1923
Highest Average by Lefthander, Season.....	420	Ty Cobb.....	1911
Highest Average by Switchhitter, Season.....	335	Victor Martinez.....	2014
Highest Average by Rookie, Season.....	343	Dale Alexander.....	1929

### GAMES PLAYED

Most Games Played, Career.....	2,834	Al Kaline.....	1953-74
Most Games Played, Season.....	163	Rocky Colavito.....	1961
Most Consecutive Games Played.....	511	Charlie Gehringer.....	9/3/1927-5/7/1931
Most Games Played, Rookie.....	162	Jake Wood.....	1961
Most Seasons with Tigers.....	22	Ty Cobb.....	1905-26
		Al Kaline.....	1953-74

### AT-BATS

Most At-Bats, Career.....	10,586	Ty Cobb.....	1905-26
Most At-Bats by Righthander, Season.....	684	Ian Kinsler.....	2014
Most At-Bats by Lefthander, Season.....	643	Lou Whitaker.....	1983
Most At-Bats by Switchhitter, Season.....	615	Tito Fuentes.....	1977
Most At-Bats by Rookie, Season.....	679	Harvey Kuenn.....	1953
Most At-Bats, No Hits, Doubleheader.....	13	Brian Hunter (26 inn.).....	7/20/1998 at NYY

### RUNS SCORED

Most Runs, Career.....	2,087	Ty Cobb.....	1905-26
Most Runs, Season.....	147	Ty Cobb.....	1911
Most Runs by Rookie, Season.....	128	Roy Johnson.....	1929
Most Runs, Nine-Inning Game.....	5	Many players..... (last, Jeimer Candelario, 4/25/2018 at PIT, Gm. 1)	

### HITS

Most Hits, Career.....	3,902	Ty Cobb.....	1905-26
Most Hits by Pinch-Hitter, Career.....	107	Gates Brown.....	1963-75
Most Hits by Righthander, Season.....	237	Harry Heilmann.....	1921
Most Hits by Lefthander, Season.....	248	Ty Cobb.....	1911
Most Hits by Switchhitter, Season.....	190	Tito Fuentes.....	1977
Most Hits by Rookie, Season.....	215	Dale Alexander.....	1929
Most Hits by Pinch-Hitter, Season.....	19	Bob Fothergill.....	1929
Most Hits by Righthanded Pinch-Hitter, Season.....	19	Bob Fothergill.....	1929
Most Hits by Lefthanded Pinch-Hitter, Season.....	18	Gates Brown.....	1968
Most Hits by Switch-Hitting Pinch-Hitter, Season.....	12	Johnny Neun.....	1926
Most Hits, Nine-Inning Game.....	6	Bill Nance.....	7/13/1901 at CLE
		Ty Cobb.....	5/5/1925 at STL
		George Kell.....	9/20/1946 at CLE
		Damion Easley.....	8/8/2001 at TEX
		Carlos Pena.....	5/27/2004 at KC
Most Hits, Extra-Inning Game.....	7	Rocky Colavito.....	6/24/1962 vs. NYY (22 inn.)
		Cesar Gutierrez.....	6/21/1970 at CLE (12 inn.)
Most Consecutive Hits, Season.....	12	Walt Dropo (0 BB).....	7/14-7/15/1952
Longest Hitting Streak, Season.....	40	Ty Cobb.....	1911

### EXTRA-BASE HITS

Most Extra-Base Hits, Career.....	1,062	Ty Cobb.....	1905-26
Most Extra-Base Hits by Righthander, Season.....	103	Hank Greenberg.....	1937
Most Extra-Base Hits by Lefthander, Season.....	87	Charlie Gehringer.....	1936
Most Extra-Base Hits by Switchhitter, Season.....	71	Tony Clark.....	1998
Most Extra-Base Hits by Rookie, Season.....	83	Dale Alexander.....	1929
Most Extra-Base Hits, Game.....	4	Many players..... (last, Nicholas Castellanos, 8/19/2015 at GNC)	
Most Extra-Base Hits, Inning.....	2	Many players..... (last, Ian Kinsler, 5/16/2016 vs. MIN)	

### TOTAL BASES

Most Total Bases, Career.....	5,472	Ty Cobb.....	1905-26
Most Total Bases by Righthander, Season.....	397	Hank Greenberg.....	1937
Most Total Bases by Lefthander, Season.....	367	Ty Cobb.....	1911
Most Total Bases by Switchhitter, Season.....	317	Victor Martinez.....	2014
Most Total Bases by Rookie, Season.....	363	Dale Alexander.....	1929
Most Total Bases, Game.....	16	Ty Cobb.....	5/5/1925 at STL
Most Total Bases, Inning.....	8	Al Kaline.....	4/17/1955 vs. KC
		Magglio Ordoñez.....	8/12/2007 vs. OAK

### SINGLES

Most Singles, Career.....	2,840	Ty Cobb.....	1905-26
Most Singles by Righthander, Season.....	167	Harvey Kuenn.....	1953
Most Singles by Lefthander, Season.....	169	Ty Cobb.....	1911
Most Singles by Switchhitter, Season.....	156	Tito Fuentes.....	1977
Most Singles by Rookie, Season.....	167	Harvey Kuenn.....	1953

### DOUBLES

Most Doubles, Career.....	665	Ty Cobb.....	1905-26
Most Doubles by Righthander, Season.....	63	Hank Greenberg.....	1934
Most Doubles by Lefthander, Season.....	60	Charlie Gehringer.....	1936
Most Doubles by Switchhitter, Season.....	42	Billy Rogell.....	1933
Most Doubles by Rookie, Season.....	45	Roy Johnson.....	1929
Most Doubles, Game.....	4	Pop Dillon.....	4/25/1901 vs. MIL
		Bill Bruton.....	5/19/1963 at WAS
Most Consecutive Doubles, Game.....	4	Bill Bruton.....	5/19/1963 at WAS
Most Doubles, Inning.....	2	Pop Dillon.....	4/25/1901 vs. MIL
		Tony Clark.....	8/22/1997 at MIL
		Robert Fick.....	5/29/2002 at CLE

# TIGERS RECORD BOOK



## TRIPLES

Most Triples, Career.....	286	Ty Cobb.....	1905-26
Most Triples by Righthander, Season.....	16	Harry Heilmann.....	1924
		Hank Greenberg.....	1935
Most Triples by Lefthander, Season.....	26	Sam Crawford.....	1914
Most Triples by Switchhitter, Season.....	14	Billy Lush.....	1903
		Lu Blue.....	1926
Most Triples by Rookie, Season.....	17	Charlie Gehringer.....	1926
Most Triples, Nine-Inning Game.....	3	Charlie Gehringer.....	8/5/1929 at WAS

## HOME RUNS

Most Home Runs, Career.....	399	Al Kaline.....	1953-74
Most Home Runs by Righthander, Season.....	58	Hank Greenberg.....	1938
Most Home Runs by Lefthander, Season.....	41	Norm Cash.....	1961
Most Home Runs by Switchhitter, Season.....	34	Tony Clark.....	1998
Most Home Runs by Rookie, Season.....	35	Rudy York.....	1937
Most Home Runs by Pinch-Hitter, Career.....	16	Gates Brown.....	1963-75
Most Home Runs by Pinch-Hitter, Season.....	3	12 times.....	(last, Victor Martinez, 2016)
Most Home Runs, Game.....	3	24 times.....	(last, Victor Martinez, 6/16/2016 at KC)
Most Lead-Off Home Runs, Career.....	24	Curtis Granderson.....	2004-09
Most Lead-Off Home Runs, Season.....	8	Ian Kinsler.....	2016
Most Inside-the-Park Home Runs, Career.....	47	Ty Cobb.....	1905-26
Most Inside-the-Park Home Runs, Season.....	9	Ty Cobb.....	1909
Most Home Runs at Home, Season.....	39	Hank Greenberg.....	1938
Most Home Runs on the Road, Season.....	27	Rocky Colavito.....	1961
		Miguel Cabrera.....	2013
Most Home Runs, Month.....	18	Rudy York.....	8/1937
Most Home Runs in April.....	10	Cecil Fielder.....	1996
		Chris Shelton.....	2006
Most Home Runs in May.....	12	Willie Horton.....	1968
		Miguel Cabrera.....	2013
Most Home Runs in June.....	14	Norm Cash.....	1961
Most Home Runs in July.....	15	Hank Greenberg.....	1938
Most Home Runs in August.....	18	Rudy York.....	1937
Most Home Runs in September.....	16	Hank Greenberg.....	1946
Most Games, Switch-Hitting Home Runs, Season.....	3	Tony Clark.....	1998
Most Home Runs, Opening Day.....	3	Dmitri Young.....	4/4/2005 vs. KC
Most Home Runs, Doubleheader.....	4	Charlie Maxwell.....	5/3/1959 vs. NYY
		Rocky Colavito.....	8/27/1961 at WAS
Most Home Runs, Inning.....	2	Al Kaline.....	4/17/1955 vs. KC (6th)
		Magglio Ordoñez.....	8/12/2007 vs. OAK (2nd)
Most Consecutive Home Runs, Two Games.....	4	Hank Greenberg.....	7/26-7/27/1938 vs. WAS
		Charlie Maxwell.....	5/3/1959 vs. NYY (DH)
		Larry Herndon.....	5/16-5/18/1982 vs. MIN, vs. OAK
		Bobby Higginson.....	6/30-7/1/1997 vs. NYM
Most Consecutive Games with a Home Run.....	5	Rudy York.....	8/22-8/25/1937
		Hank Greenberg.....	9/10-9/14/1940
		Vic Wertz.....	7/27-8/1/1950
		Willie Horton.....	8/29-9/1/1969
		Marcus Thames.....	6/13-17/2008
Most Home Runs, Consecutive Games.....	5	Ty Cobb.....	5/5-5/6/1925 at STL
Most Extra-Inning Home Runs, Career.....	9	Lance Parrish.....	1977-86
Most Extra-Inning Home Runs, Season.....	5	Charlie Maxwell.....	1960
Youngest Player to Hit a Home Run.....	18 years, 279 days	Ty Cobb.....	9/23/1905
Oldest Player to Hit a Home Run.....	42 years, 51 days	Doc Cramer.....	9/11/1947

## GRAND SLAMS

Most Grand Slams, Career.....	10	Hank Greenberg.....	1930-46
		Rudy York.....	1934-45
		Cecil Fielder.....	1990-96
Most Grand Slams, Season.....	4	Rudy York.....	1938
		Jim Northrup.....	1968
Most Grand Slams, Month.....	3	Rudy York.....	5/1938
		Hank Greenberg.....	6/1968
Most Grand Slams, Week.....	3	Jim Northrup.....	6/24-6/29/1968
Most Grand Slams, Game.....	2	Jim Northrup.....	6/24/1968 at CLE

## RUNS BATTED IN (since 1920)

Most RBI, Career.....	1,582	Al Kaline.....	1953-74
Most RBI by Righthander, Season.....	183	Hank Greenberg.....	1937
Most RBI by Lefthander, Season.....	132	Vic Wertz.....	1949
		Norm Cash.....	1961
Most RBI by Switchhitter, Season.....	117	Tony Clark.....	1997
Most RBI by Rookie, Season.....	137	Dale Alexander.....	1929
Most RBI in a Month.....	50	Rudy York.....	8/1937
Most RBI in April.....	28	Miguel Cabrera.....	2013
Most RBI in May.....	43	Ty Cobb.....	1925
Most RBI in June.....	47	Hank Greenberg.....	1935
Most RBI in July.....	41	Bob Fothergill.....	1927
Most RBI in August.....	50	Rudy York.....	1937
Most RBI in September.....	39	Rudy York.....	1940
		Hank Greenberg.....	1946
Most RBI Prior to the All-Star Break.....	103	Hank Greenberg.....	1935
Most RBI After the All-Star Break.....	110	Hank Greenberg.....	1937
Most Consecutive Games with an RBI.....	12	Mickey Cochrane.....	7/31-8/12/1934
		Rudy York.....	9/11-9/20/1940



# TIGERS RECORD BOOK

Most RBI, Game.....	8	Harry Heilmann.....	7/26/1928 vs. NYY
		Jim Northrup.....	6/24/1968 at CLE
		Jim Northrup.....	7/11/1973 vs. TEX

## SACRIFICES

Most Sacrifice Hits, Career.....	327	Donie Bush.....	1908-21
Most Sacrifice Hits by Righthander, Season.....	43	Germany Schaefer.....	1908
Most Sacrifice Hits by Lefthander, Season.....	36	Bobby Veach.....	1922
Most Sacrifice Hits by Switchhitter, Season.....	52	Donie Bush.....	1909
Most Sacrifice Hits by Rookie, Season.....	52	Donie Bush.....	1909
Most Sacrifice Flies, Career.....	104	Al Kaline.....	1953-74
Most Sacrifice Flies by Righthander, Season.....	13	Lance Parrish.....	1983
		Travis Fryman.....	1994
Most Sacrifice Flies by Lefthander, Season.....	11	Rusty Staub.....	1976, 1978
Most Sacrifice Flies by Switchhitter, Season.....	8	Carlos Guillen.....	2007
		Victor Martinez.....	2013
Most Sacrifice Flies by Rookie, Season.....	8	Lou Whitaker.....	1978

## HIT BY PITCH

Most Hit by Pitch, Career.....	114	Bill Freehan.....	1961-76
Most Hit by Pitch by Righthander, Season.....	24	Bill Freehan.....	1968
Most Hit by Pitch by Lefthander, Season.....	17	Heinie Manush.....	1923
		Prince Fielder.....	2012
Most Hit by Pitch by Switchhitter, Season.....	11	Dmitri Young.....	2003
Most Hit by Pitch by Rookie, Season.....	17	Heinie Manush.....	1923
Most Hit by Pitch, Game.....	3	Bill Freehan.....	8/16/1968 at BOS
		Damon Easley.....	5/31/1999 at BOS
		Damon Easley.....	7/16/2002 vs. BOS

## WALKS

Most Walks, Career.....	1,277	Al Kaline.....	1953-74
Most Walks by Righthander, Season.....	135	Eddie Yost.....	1959
Most Walks by Lefthander, Season.....	124	Norm Cash.....	1961
Most Walks by Switchhitter, Season.....	137	Roy Cullenbine.....	1947
Most Walks by Rookie, Season.....	103	Lu Blue.....	1921
Most Consecutive Walks.....	7	Billy Rogell.....	8/17-8/19/1938
Most Consecutive Games, One-or-More Walks.....	22	Roy Cullenbine.....	7/2-7/22/1947
Most Walks, Nine-Inning Game.....	5	Kid Elberfeld.....	8/1/1902 vs. WAS
		Jo-Jo White.....	4/18/1935 vs. CWS
		Billy Rogell.....	8/18/1938 vs. CWS
Most Intentional Walks, Career.....	164	Miguel Cabrera.....	2008-19
Most Intentional Walks, Season.....	32	Miguel Cabrera.....	2010
Most Intentional Walks, Game.....	3	Jerry Priddy.....	9/22/1951 vs. CLE
		Bill Freehan.....	6/2/1971 at MIN
		Miguel Cabrera.....	8/15/2010 at CWS
		Miguel Cabrera.....	4/25/2015 vs. CLE

## STRIKEOUTS

Most Strikeouts, Career.....	1,220	Miguel Cabrera.....	2008-20
Most Strikeouts by Righthander, Season.....	182	Cecil Fielder.....	1990
Most Strikeouts by Lefthander, Season.....	174	Curtis Granderson.....	2006
Most Strikeouts by Switchhitter, Season.....	160	Jeimer Candelario.....	2018
Most Strikeouts by Rookie, Season.....	170	Austin Jackson.....	2010
Fewest Strikeouts, Season.....	13	George Cutshaw.....	1922
		Charlie Gehringer.....	1936
		Doc Cramer.....	1943
		George Kell.....	1949
		Harvey Kuenn.....	1954
Most Strikeouts, Nine-Inning Game.....	5	Chet Laabs.....	10/2/1938 at CLE
		Danny Bautista.....	5/28/1995 vs. CWS
		Craig Monroe.....	6/14/2007 vs. MIL
		John Hicks.....	4/14/2019 at MIN

## GROUNDING INTO DOUBLE PLAYS

Most Grounding into DP, Career.....	271	Al Kaline.....	1953-74
Most Grounding into DP by Righthander, Season.....	29	Jimmy Bloodworth.....	1943
Most Grounding into DP by Lefthander, Season.....	27	Rusty Staub.....	1977
Most Grounding into DP by Switchhitter, Season.....	23	Victor Martinez.....	2013
Most Grounding into DP by Rookie, Season.....	23	Dick Wakefield.....	1943
Fewest Grounding into DP, Season.....	0	Sam Vico.....	1948
Most Grounding into DP, Nine-Inning Game.....	4	Dick McAuliffe.....	1968
		Goose Goslin.....	4/28/1934 vs. CLE

## SLUGGING PERCENTAGE

Highest Slugging Percentage, Career.....	616	Hank Greenberg.....	1930-46
Highest Slugging Percentage by Righthander, Season.....	683	Hank Greenberg.....	1938
Highest Slugging Percentage by Lefthander, Season.....	662	Norm Cash.....	1961
Highest Slugging Percentage by Switchhitter, Season.....	565	Victor Martinez.....	2014
Highest Slugging Percentage by Rookie, Season.....	580	Dale Alexander.....	1929

## ON-BASE PERCENTAGE

Highest On-Base Percentage, Career.....	434	Ty Cobb.....	1905-26
Highest On-Base Percentage by Righthander, Season.....	481	Harry Heilmann.....	1923
Highest On-Base Percentage by Lefthander, Season.....	487	Norm Cash.....	1961
Highest On-Base Percentage by Switchhitter, Season.....	443	Tony Phillips.....	1993
Highest On-Base Percentage by Rookie, Season.....	416	Lu Blue.....	1921



## CLUB BATTING

### BATTING AVERAGE

Highest Average, Season	.....316.....	.....1921
Most Players Batting .300 or Over, Season (Min. 400 AB)	.....5.....	.....1921, 1922, 1929, 1934, 2013
Lowest Average, Season	.....231.....	.....1904

### AT-BATS

Most At-Bats, Season	.....5,757.....	.....2007
Fewest At-Bats, Season	.....1,893.....	.....2020
Fewest At-Bats, Nine-Inning Game	.....20.....	.....4/27/1915 vs. STL

### RUNS SCORED

Most Runs, Season	.....958.....	.....1934
Fewest Runs, Season	.....249.....	.....2020
Most Runs, Month	.....223.....	.....8/1937
Most Runs, April	.....169.....	.....1993
Most Runs, May	.....220.....	.....1921
Most Runs, June	.....215.....	.....1935
Most Runs, July	.....214.....	.....1927
Most Runs, August	.....223.....	.....1937
Most Runs, September	.....189.....	.....1923
Most Runs, September/October	.....254.....	.....1923
Most Runs, Game	.....21.....	.....9/15/1901 vs. CLE (8 inn.) 7/17/1908 at PHI 7/25/1920 vs. STL 7/1/1936 at CWS

Most Runs, Extra-Inning Game	.....17.....	.....8/7/2020 at PIT (11 inn.)
Most Runs, Doubleheader	.....36.....	.....8/14/1937; 16-1, 20-7 vs. STL
Most Runs, Shutout Game	.....21.....	.....9/15/1901 vs. CLE (8 inn.)
Most Runs by Tigers in a Loss, Nine-Inning Game	.....15.....	.....9/9/1921 at CWS
Most Runs by Tigers in a Loss, Extra-Inning Game	.....16.....	.....9/14/1998 vs. CWS (12 inn.)
Most Runs by Both Clubs, Game	.....35.....	.....9/9/1921; DET 15 at CWS 20 4/24/1996; DET 11 vs. MIN 24
Most Runs, Inning	.....13.....	.....6/17/1925 at NYY (6th) 8/8/2001 at TEX (9th) 6/17/1925 at NYY (6th)
Most Runs, Start of an Inning, None Out	.....11.....	.....6/17/1925 at NYY (6th)

### HITS

Most Hits, Season	.....1,724.....	.....1921
Fewest Hits, Season	.....463.....	.....2020
Most Players with 200-or-More Hits, Season	.....4.....	.....1937
Most Games Held Hitless, Season	.....2.....	.....1967, 1973
Most Hits, Nine-Inning Game	.....27.....	.....7/17/1908 at PHA 9/29/1928 vs. NYY 5/27/2004 at KC
Most Hits by Both Clubs, Nine-Inning Game	.....44.....	.....9/29/1928; DET 27 vs. NYY 17
Most Hits by Pinch-Hitters, Game	.....4.....	.....4/22/1953 vs. CWS
Most Consecutive Hits, Game	.....10.....	.....9/20/1983 vs. BAL. (1st, 1BB)
Fewest Hits, Game	.....0.....	.....14 times (last, 9/29/2013 at MIA)
Most Players with Four-or-More Hits, Nine-Inning Game	.....3.....	.....many times (last, 5/27/2004 at KC)

### EXTRA-BASE HITS

Most Extra-Base Hits, Season	.....579.....	.....2007
Fewest Extra-Base Hits, Season	.....152.....	.....2020

### TOTAL BASES

Most Total Bases, Season	.....2,635.....	.....2007
Fewest Total Bases, Season	.....751.....	.....2020

### SINGLES

Most Singles, Season	.....1,298.....	.....1921
Fewest Singles, Season	.....311.....	.....2020
Most Singles, Game	.....21.....	.....6/13/1934 at BOS 7/1/1936 at CWS

### DOUBLES

Most Doubles, Season	.....352.....	.....2007
Fewest Doubles, Season	.....78.....	.....2020
Most Doubles, Game	.....10.....	.....7/14/1934 vs. NYY 7/10/1935 at WAS

### TRIPLES

Most Triples, Season	.....101.....	.....1913
Fewest Triples, Season	.....12.....	.....2020
Most Triples, Game	.....6.....	.....6/17/1922 vs. NYY

### HOME RUNS

Most Home Runs, Season	.....225.....	.....1987
Fewest Home Runs, Season	.....10.....	.....1906
Most Home Runs, April	.....41.....	.....1996
Most Home Runs, May	.....44.....	.....1962, 1994
Most Home Runs, June	.....48.....	.....1987
Most Home Runs, July	.....45.....	.....1973
Most Home Runs, August	.....49.....	.....1937
Most Home Runs, September	.....45.....	.....1999
Most Home Runs at Home, Season	.....125.....	.....1987
Most Home Runs on the Road, Season	.....122.....	.....2006
Most Lead Off Home Runs, Season	.....8.....	.....2007, 2009, 2016
Most Extra-Inning Home Runs, Season	.....7.....	.....1960, 1966, 1984
Most Inside-the-Park Home Runs, Season	.....17.....	.....1901, 1909
Most Home Runs by Pinch-Hitters, Season	.....8.....	.....1971
Most Home Runs by Pitchers, Season	.....8.....	.....1957
Most Players with 40 or More Home Runs, Season	.....2.....	.....1961



# TIGERS RECORD BOOK

Most Home Runs, Game	8	twice (last, 6/18/2006 at CHC)
Most Home Runs by Both Clubs, Game	12	twice (last, 7/2/2002; DET 6 at CWS 6)
Most Home Runs, Start of Game	2	8/5/1986 vs. CLE 6/3/2002 vs. BOS 9/28/2004 vs. CWS
Most Consecutive Games with a Home Run	25	5/25-6/19/1994
Most Home Runs, Two Consecutive Games	12	4/5-4/6/2006
Most Home Runs, Three Consecutive Games	15	4/3-4/6/2006
Most Home Runs, Inning	4	6/23/1950 vs. NYY (4th) 7/29/1974 at CLE (1st) 9/10/1986 vs. MIL (4th) 6/1/2013 at BAL (4th) 8/8/2020 at PIT (1st)
Most Home Runs by Both Clubs, Inning	5	6/23/1950; DET 4 vs. NYY 1
Most Consecutive Home Runs, Inning	3	15 times (last, 8/8/2002 at PIT; 1st)

## GRAND SLAMS

Most Grand Slams, Season	10	1938
Most Grand Slams, Game	2	6/11/1954 at PHI 6/24/1968 at CLE 5/15/2009 vs. OAK
Most Grand Slams, Inning	1	Many times

## RUNS BATTED IN (since 1920)

Most RBI, Season	873	1937
Fewest RBI, Season	242	2020

## SACRIFICES

Most Sacrifice Hits, Season	257	1923
Fewest Sacrifice Hits, Season	1	2020
Most Sacrifice Hits, Game	7	8/24/1909 vs. PHA 9/17/1909 at PHA 7/7/1921 at CWS 6/8/1922 vs. PHI 7/29/1922 vs. PHI 9/25/1925 at BOS
Most Sacrifice Hits, Inning	3	7/12/1970 vs. BAL (2nd)
Most Sacrifice Flies, Season (since 1954)	61	2014
Fewest Sacrifice Flies, Season (since 1954)	14	2020
Most Sacrifice Flies, Game	4	6/10/1985 vs. BAL

## HIT BY PITCH

Most Hit by Pitch, Season	82	1999
Fewest Hit by Pitch, Season	9	1945
Most Hit by Pitch, Game (since 1954)	5	8/11/1965 vs. KC

## WALKS

Most Walks, Season	765	1993
Fewest Walks, Season	147	2020
Most Intentional Walks, Season (since 1954)	70	1971
Fewest Intentional Walks, Season (since 1954)	1	2020
Most Walks, Nine-Inning Game	18	5/9/1916 at PHI
Most Intentional Walks, Nine-Inning Game (since 1954)	4	six times, last, 8/15/2010 at CWS

## STRIKEOUTS

Most Strikeouts, Season	1,595	2019
Fewest Strikeouts, Season	287	1902
Most Strikeouts, Nine-Inning Game	20	9/18/1996 vs. BOS 5/11/2016 at WSH 4/28/2019 at CWS
Most Strikeouts, Extra-Inning Game	24	8/17/2019 at TB (13 inn.)
Most Strikeouts, Inning	4	5/14/1994 at CLE (9th) 7/21/1997 vs. CWS (7th) 8/15/1999 vs. ANA (1st) 8/25/2011 at TB (3rd) 9/8/1979 vs. NYY
Most Strikeouts by Pinch-Hitters, Nine-Inning Game	5	9/8/1979 vs. NYY

## GROUNDING INTO DOUBLE PLAYS

Most Grounding into DP, Season	164	1949
Fewest Grounding into DP, Season	42	2020

## SLUGGING PERCENTAGE

Highest Slugging Percentage, Season	.458	2007
Lowest Slugging Percentage, Season	.292	1904

## ON-BASE PERCENTAGE

Highest On-Base Percentage, Season	.385	1921
Lowest On-Base Percentage, Season	.282	1904

## INDIVIDUAL BASERUNNING

### STOLEN BASES

Most Stolen Bases, Career	865	Ty Cobb	1905-26
Most Stolen Bases, Season	96	Ty Cobb	1915
Most Stolen Bases by Rookie, Season	53	Donie Bush	1909
Most Consecutive Stolen Bases, No Caught Stealing	27	Ron LeFlore	1978
Most Stolen Bases, Game	5	Johnny Neun	7/29/1927 vs. NYY

### STEALS OF HOME

Most Times Stole Home, Career	50	Ty Cobb	1905-26
Most Times Stole Home, Season	8	Ty Cobb	1912

### CAUGHT STEALING

Most Caught Stealing, Season	38	Ty Cobb	1915
Most Caught Stealing by Rookie, Season	17	Lu Blue	1921





## CLUB BASERUNNING

### STOLEN BASES

Most Stolen Bases, Season	280	1909
Fewest Stolen Bases, Season	17	1972
Most Players with 20-or-More Stolen Bases, Season	6	1906, 1910, 1911, 1914

### CAUGHT STEALING

Most Caught Stealing, Season	154	1914
Fewest Caught Stealing, Season	6	2020
Most Caught Stealing, Inning	3	8/3/1914 vs. NYY (2nd)

### LEFT ON BASE

Most Left On Base, Season	1,312	1993
Fewest Left On Base, Season	337	2020

## INDIVIDUAL PITCHING

### GAMES WON

Most Games Won, Career	222	Hooks Dauss	1912-26
Most Games Won by Righthander, Season	31	Denny McLain	1968
Most Games Won by Lefthander, Season	29	Hal Newhouser	1944
Most Games Won as Relief Pitcher, Season	17	John Hiller	1974
Most Games Won by Rookie, Season	24	Ed Summers	1908
Most Games Won by Rookie in Relief, Season	11	Mike Henneman	1987
Most Years Winning 20-or-More Games	5	George Mullin	1902-13
Most Consecutive Games Won, Season	16	Schoolboy Rowe	6/15-8/26/1934
Most Consecutive Starts Won, Season	12	Justin Verlander	7/21-9/18/2011
Most Consecutive Home Wins, Start of Season	9	Brian Moehler	4/19-7/16/1998

### GAMES LOST

Most Games Lost, Career	182	Hooks Dauss	1912-26
Most Games Lost by Righthander, Season	23	George Mullin	1904
Most Games Lost by Lefthander, Season	21	Mickey Lolich	1974
		Mike Maroth	2003
Most Games Lost as Reliever, Season	14	John Hiller	1974
Most Games Lost by Rookie, Season	19	Jeremy Bonderman	2003
Most Games Lost by Rookie Reliever, Season	8	Jim Middleton	1921
Most Consecutive Games Lost, Season	13	Spencer Turnbull	6/5-9/29/2019

### WINNING PERCENTAGE

Highest Winning Percentage, Career (min. 100 decisions)	.701	Max Scherzer (82-35)	2010-14
Highest Winning Percentage by Righthander, Season	.875	Max Scherzer (21-3)	2013
Highest Winning Percentage by Lefthander, Season	.763	Hal Newhouser (29-9)	1944
Highest Winning Percentage by Rookie, Season	.733	George Gill (11-4)	1937
		Eric King (11-4)	1986

### EARNED RUN AVERAGE

Lowest ERA by Righthander, Season	1.64	Ed Summers	1908
Lowest ERA by Lefthander, Season	1.71	Ed Killian	1909
Lowest ERA by Rookie, Season	1.64	Ed Summers	1908

### GAMES PITCHED

Most Games Pitched, Career	545	John Hiller	1965-70, 1972-80
Most Seasons as a Tigers Pitcher	16	Tommy Bridges	1930-43, 1945-46
Most Games Pitched by Righthander, Season	75	Jose Valverde	2011
Most Games Pitched by Lefthander, Season	88	Mike Myers	1997
		Sean Runyan	1998
Most Games Pitched by Rookie, Season	88	Sean Runyan	1998

### GAMES STARTED

Most Games Started, Career	459	Mickey Lolich	1963-75
Most Games Started by Righthander, Season	44	George Mullin	1904
Most Games Started by Lefthander, Season	45	Mickey Lolich	1971
Most Games Started by Rookie, Season	37	Herm Pillette	1922
Most Games Started, None Complete, Season	34	Mike Maroth	2005
		Jeremy Bonderman	2006
		Justin Verlander	2013
Most Consecutive Games Started, No Victories	17	Adam Bernero	6/15/2002-5/25/2003

### COMPLETE GAMES

Most Complete Games, Career	336	George Mullin	1902-13
Most Complete Games by Righthander, Season	42	George Mullin	1904
Most Complete Games by Lefthander, Season	33	Ed Killian	1905
Most Complete Games by Rookie, Season	35	Roscoe Miller	1901

### SHUTOUTS

Most Shutouts, Career	39	Mickey Lolich	1963-75
Most Shutouts Losses, Career	36	Mickey Lolich	1963-75
Most Shutouts by Righthander, Season	9	Denny McLain	1969
Most Shutouts by Lefthander, Season	8	Ed Killian	1905
		Hal Newhouser	1945
Most Shutouts by Rookie, Season	5	Ed Summers	1908
Most Shutout Losses, Season	7	Wild Bill Donovan	1903
		Mickey Lolich	1975
Longest Shutout	18 inn.	Ed Summers	7/16/1909 vs. WAS (0-0 tie)

### SAVES (since 1969)

Most Saves, Career	235	Todd Jones	1997-2001, 2006-08
Most Saves by Righthander, Season	49	Jose Valverde	2011
Most Saves by Lefthander, Season	38	John Hiller	1973
Most Saves by Rookie, Season	14	Chuck Seelbach	1972
Most Saves, Consecutive, Season	49	Jose Valverde	4/3-9/28/2011



# TIGERS RECORD BOOK

Most Consecutive Appearances with a Save.....10.....	John Hiller.....6/26-7/10/1973
	Todd Jones.....5/10-5/27/2006
	Jose Valverde.....7/24-8/13/2011

## INNINGS PITCHED

Most Innings Pitched, Career.....3,394.0.....	George Mullin.....1902-13
Most Innings Pitched by Righthander, Season.....382.1.....	George Mullin.....1904
Most Innings Pitched by Lefthander, Season.....376.0.....	Mickey Lolich.....1971
Most Innings Pitched by Rookie, Season.....332.0.....	Roscoe Miller.....1901

## HITS ALLOWED

Most Hits Allowed, Career.....3,407.....	Hooks Dauss.....1912-26
Most Hits Allowed by Righthander, Season.....346.....	George Mullin.....1907
Most Hits Allowed by Lefthander, Season.....336.....	Mickey Lolich.....1971
Most Hits Allowed by Rookie, Season.....339.....	Roscoe Miller.....1901
Most Hits Allowed, Game.....26.....	Aloysius Travers.....5/18/1912 at PHI

## RUNS ALLOWED

Most Runs Allowed, Career.....1,594.....	Hooks Dauss.....1912-26
Most Runs Allowed by Righthander, Season.....168.....	Roscoe Miller.....1901
Most Runs Allowed by Lefthander, Season.....166.....	Ed Siever.....1901
Most Runs Allowed by Rookie, Season.....168.....	Roscoe Miller.....1901
Most Runs Allowed, Game.....24.....	Aloysius Travers.....5/18/1912 at PHI
Most Runs Allowed, Inning.....11.....	Vic Sorrell.....7/26/1928 vs. NYY (12th)

## EARNED RUNS ALLOWED

Most Earned Runs Allowed, Career.....1,289.....	Mickey Lolich.....1963-75
Most Earned Runs Allowed by Righthander, Season.....137.....	Joe Coleman.....1974
Most Earned Runs Allowed by Lefthander, Season.....142.....	Mickey Lolich.....1974
Most Earned Runs Allowed by Rookie, Season.....109.....	Roscoe Miller.....1901

## SINGLES ALLOWED

Most Singles Allowed, Game.....18.....	Ed Lafitte.....5/22/1911 vs. WSH
Most Singles Allowed, Inning.....10.....	Elden Auker.....9/29/1935 at CWS (2nd)

## DOUBLES ALLOWED

Most Doubles Allowed, Game.....8.....	Edward LaFitte.....10/8/1911 at STL
	Skinny Graham.....7/21/1929 vs. PHI
	Earl Whitehill.....4/21/1929 at STL

## TRIPLES ALLOWED

Most Triples Allowed, Game.....6.....	Aloysius Travers.....5/18/1912 at PHI
Most Triples Allowed, Inning.....4.....	Firpo Marberry.....5/6/1934 at BOS (4th)

## HOME RUNS ALLOWED

Most Home Runs Allowed, Career.....329.....	Mickey Lolich.....1963-75
Most Home Runs Allowed by Righthander, Season.....42.....	Denny McLain.....1966
Most Home Runs Allowed by Lefthander, Season.....39.....	Matthew Boyd.....2019
Most Home Runs Allowed by Rookie, Season.....29.....	Jerry Ujdr.....1982
Most Home Runs Allowed, Game.....5.....	Don Mossi.....6/23/1961 at CLE

	Jeff Weaver.....7/24/1999 vs. BOS
	Nate Robertson.....8/20/2008 at TEX
	Shane Greene.....5/30/2015 at LAA
	Anibal Sanchez.....8/6/2017 at BAL
Most Grand Slams Allowed, Game.....2.....	Jack Morris.....8/7/1984 at BOS
	Daniel Schlereth.....6/28/2011 vs. NYM
	Justin Verlander.....6/16/2016 vs. CLE (5th)

## HIT BATSMEN

Most Hit Batsmen, Career.....121.....	Hooks Dauss.....1912-26
Most Hit Batsmen by Righthander, Season.....23.....	Howard Ehmkc.....1922
Most Hit Batsmen by Lefthander, Season.....20.....	Harry Coveleski.....1915
Most Hit Batsmen by Rookie, Season.....20.....	Ed Summers.....1908
Most Hit Batsmen, Game.....4.....	Earl Whitehill.....4/16/1924 vs. CLE
	Frank Lary.....7/21/1960 vs. WAS
Most Hit Batsmen, Inning.....2.....	Many pitchers.....(last, Joe Jimenez, 9/2/2020 at MIL, 7th)

## WALKS

Most Walks, Career.....1,227.....	Hal Newhouser.....1939-53
Most Walks by Righthander, Season.....158.....	Joe Coleman.....1974
Most Walks by Lefthander, Season.....137.....	Hal Newhouser.....1941
Most Walks by Rookie, Season.....108.....	Tommy Bridges.....1931
	Rufe Gentry.....1944
Most Intentional Walks, Season (since 1955).....19.....	John Hiller.....1974

## STRIKEOUTS

Most Strikeouts, Career.....2,679.....	Mickey Lolich.....1963-75
Most Strikeouts by Righthander, Season.....280.....	Denny McLain.....1968
Most Strikeouts by Lefthander, Season.....208.....	Mickey Lolich.....1971
Most Strikeouts by Rookie Righthander, Season.....146.....	Spencer Turnbull.....2019
Most Strikeouts by Rookie Lefthander, Season.....156.....	Les Cain.....1970
Most Strikeouts, Nine-Inning Game.....17.....	Anibal Sanchez.....4/26/2013 vs. ATL
Most Strikeouts by Reliever, Game.....14.....	Denny McLain.....6/15/1965 vs. BOS
Most Strikeouts, Inning.....3.....	Many pitchers... (last, Daniel Norris, 9/25/2020 at KC, 6th)
Most Consecutive Strikeouts, Game.....9.....	Doug Fister.....9/27/2012 vs. KC
	Tyler Alexander.....8/2/2020 vs. CIN (Gm. 1)
	Tyler Alexander.....8/2/2020 vs. CIN (Gm. 1)
Most Consecutive Strikeouts by Reliever, Game.....9.....	John Hiller.....8/6/1968 vs. CLE
Most Consecutive Strikeouts from Start of Game.....6.....	Justin Verlander.....2005-17
Most Strikeouts Per Nine Innings, Career (min. 1,500 IP).....8.51.....	

## WILD PITCHES

Most Wild Pitches, Career.....155.....	Jack Morris.....1977-90
Most Wild Pitches by Righthander, Season.....24.....	Jack Morris.....1987
Most Wild Pitches by Lefthander, Season.....14.....	Mickey Lolich.....1969, 1970
Most Wild Pitches by Rookie, Season.....13.....	George Mullin.....1902
Most Wild Pitches, Game.....5.....	Charles Wheatley.....9/27/1912 at CLE
	Jack Morris.....8/3/1987 vs. KC



## BALKS

Most Balks, Career	23	Jack Morris	1977-90
Most Balks, Season	11	Jack Morris	1988
Most Balks, Game	3	Many pitchers ... (last, Don Heinkel, 5/3/1988 vs. OAK)	
Most Balks, Inning	3	Don Heinkel	5/3/1988 vs. OAK (6th)

## CLUB PITCHING

### EARNED RUN AVERAGE

Lowest ERA, Season	2.26	1909
Highest ERA, Season	6.38	1996

### COMPLETE GAMES

Most Complete Games, Season	143	1904
Fewest Complete Games, Season	0	2018, 2019, 2020

### SHUTOUTS

Most Shutouts, Season	20	1917, 1944, 1969
Fewest Shutouts, Season	1	1994, 2020
Most Consecutive Shutouts, Season	3	7/26-7/29/1910, 7/30-7/31/1949
Most Consecutive Shutout Innings, Season	30	1910, 1917

### SAVES (since 1969)

Most Saves, Season	52	2011
Fewest Saves, Season	11	2020

### INNINGS PITCHED

Most Innings Pitched, Season	1489.2	1968
Fewest Innings Pitched, Season	492.1	2020
Most Pitchers with 300-or-More Innings, Season	2	1903, 1904, 1905, 1907, 1914, 1915, 1944

### HITS ALLOWED

Most Hits Allowed, Season	1,699	1996
Fewest Hits Allowed, Season	511	2020
Most Hits Allowed, Nine-Inning Game	27	6/18/1953 at BOS
Most Hits Allowed, Inning	14	6/18/1953 at BOS (7th)
Most No-Hit Games, Season	2	1952

### RUNS ALLOWED

Most Runs Allowed, Season	1,103	1996
Fewest Runs Allowed, Season	308	2020
Most Runs Allowed, Game	26	9/9/2004 vs. KC
Most Runs Allowed, Extra-Inning Game	17	9/14/1998 vs. CWS (12 inn.)
Most Runs Allowed, Inning	17	6/18/1953 at BOS (7th)

### EARNED RUNS ALLOWED

Most Earned Runs Allowed, Season	1,015	1996
Fewest Earned Runs Allowed, Season	308	2020
Most Earned Runs Allowed, Game	24	9/9/2004 vs. KC
Most Earned Runs Allowed, Extra-Inning Game	15	three times (last, 5/8/2004 at TEX, 10 inn.)
Most Earned Runs Allowed, Inning	17	6/18/1953 at BOS (7th)

### SINGLES, DOUBLES, TRIPLES ALLOWED

Most Singles Allowed, Nine-Inning Game	24	6/18/1953 at BOS
Most Doubles Allowed, Nine-Inning Game	12	7/29/1990 vs. BOS
Most Triples Allowed, Nine-Inning Game	6	5/18/1912 at PHI

### HOME RUNS ALLOWED

Most Home Runs Allowed, Season	250	2019
Fewest Home Runs Allowed, Season	8	1907
Most Home Runs Allowed at Home, Season (since 1954)	145	2019
Fewest Home Runs Allowed at Home, Season (since 1954)	38	2020
Most Home Runs Allowed on the Road, Season (since 1954)	117	2018
Fewest Home Runs Allowed on the Road, Season (since 1954)	34	1972
Most Grand Slams Allowed, Season	14	1996
Most Home Runs Allowed, Game	8	9/4/2013 at BOS
Most Home Runs Allowed, Extra-Inning Game	6	6/23/1946 vs. NYY (11 inn.)
Most Home Runs Allowed, Inning	4	twice (last, 6/26/2016 vs. CLE, 5th)
Most Home Runs Allowed with Two Outs, Inning	4	7/18/1998 vs. BOS (4th)

### HIT BATSMEN

Most Hit Batsmen, Season	84	1922
Fewest Hit Batsmen, Season	11	1946

### WALKS

Most Walks, Season	784	1996
Fewest Walks, Season	192	2020
Most Walks, Extra-Inning Game	18	9/17/1920 vs. BOS (12 inn.)
Most Intentional Walks, Game	5	five times (last, 8/10/2014 at TOR, 19 inn.)

### STRIKEOUTS

Most Strikeouts, Season	1,428	2013
Fewest Strikeouts, Season	245	1902

### WILD PITCHES

Most Wild Pitches, Season	82	1996
Fewest Wild Pitches, Season	13	1924
Most Wild Pitches, Game	5	5/1/1970 at CWS 8/3/1987 vs. KC (10 inn.) 9/27/1912 at CLE

### BALKS

Most Balks, Season	27	1988
Fewest Balks, Season	0	10 times (last, 2020)

### SACRIFICE FLIES

Most Sacrifice Flies Allowed, Season (since 1954)	72	1996
Fewest Sacrifice Flies Allowed, Season (since 1954)	15	2020



# TIGERS RECORD BOOK

## INDIVIDUAL FIELDING

### FIRST BASEMEN

Highest Fielding Percentage, Career	.994	Miguel Cabrera	2008-20
Highest Fielding Percentage, Season	.999	Miguel Cabrera	2017
Most Total Chances, Season	1,712	Jason Thompson	1977
Most Putouts, Season	1,599	Jason Thompson	1977
Most Assists, Season	149	Rudy York	1943
Fewest Errors, Season	1	Miguel Cabrera	2017
Most Errors, Season	31	Harry Heilmann	1919
Most Double Plays, Season	163	Rudy York	1944

### SECOND BASEMEN

Highest Fielding Percentage, Career	.984	Lou Whitaker	1977-95
Highest Fielding Percentage, Season	1.000	Placido Polanco	2007
Most Total Chances, Season	1,001	Jerry Priddy	1950
Most Putouts, Season	440	Jerry Priddy	1950
Most Assists, Season	542	Charlie Gehringer	1933
		Jerry Priddy	1950
Fewest Errors, Season	0	Placido Polanco	2007
Most Errors, Season	64	Kid Gleason	1901
Most Double Plays, Season	150	Jerry Priddy	1950

### THIRD BASEMEN

Highest Fielding Percentage, Career	.968	Don Wert	1963-70
Highest Fielding Percentage, Season	.987	Aurelio Rodriguez	1978
Most Total Chances, Season	615	Ossie Vitt	1916
Most Putouts, Season	208	Ossie Vitt	1916
Most Assists, Season	398	Brandon Inge	2006
Most Putouts, Nine-Inning Game	7	Mike Higgins	8/25/1943 vs. NYY
Fewest Errors, Season	4	Aurelio Rodriguez	1978
Most Errors, Season	58	Doc Casey	1901
Most Double Plays, Season	42	Brandon Inge	2005

### SHORTSTOPS

Highest Fielding Percentage, Career	.977	Alan Trammell	1977-96
Highest Fielding Percentage, Season	.991	José Iglesias	2016
Most Total Chances, Season	1,027	Donie Bush	1914
Most Putouts, Season	425	Donie Bush	1914
Most Assists, Season	567	Donie Bush	1909
Fewest Errors, Season	5	José Iglesias	2016
Most Errors, Season	76	Kid Elberfeld	1901
Most Errors, Nine-Inning Game	5	Donie Bush	8/25/1911 vs. WAS
Most Double Plays, Season	126	Johnny Lipon	1950

### OUTFIELDERS

Highest Fielding Percentage, Career	.991	Mickey Stanley	1964-78
Highest Fielding Percentage, Season	1.000	Mickey Stanley	1968, 1970
		Al Kaline	1971
Most Total Chances, Season	461	Bill Tuttle	1955
Most Putouts, Season	442	Bill Tuttle	1955
Most Assists, Season	31	Jimmy Barrett	1901
		Harry Heilmann	1924
Fewest Errors, Season	0	Mickey Stanley	1968, 1970
		Al Kaline	1971
Most Errors, Season	31	Roy C. Johnson	1929

### CATCHERS

Highest Fielding Percentage, Career	.993	Bill Freehan	1961, 1963-76
Highest Fielding Percentage, Season	1.000	James McCann	2015
Most Assists, Season	212	Oscar Stangne	1911
Fewest Errors, Season	0	James McCann	2015
Most Errors, Season	41	Oscar Stangne	1911
Fewest Passed Balls, Season	0	Milt May	1977
		John Flaherty	1995
Most Passed Balls, Season	21	Lance Parrish	1979

\* - Season records based upon a minimum of 108 games; Career records based upon a minimum of 1,000 games

## CLUB FIELDING

### FIELDING PERCENTAGE

Highest Fielding Percentage, Season	.987	2013, 2016
Lowest Fielding Percentage, Season	.930	1901

### PUTOUTS

Most Putouts, Season	4,463	1968
Fewest Putouts, Season	1,477	2020

### ASSISTS

Most Assists, Season	2,285	1912
Fewest Assists, Season	502	2020
Most Assists, Extra-Inning Game	38	7/21/1945 at PHI (24 inn.)

### TOTAL CHANCES

Most Chances, Season	6,780	1914
Fewest Chances, Season	2,008	2020

### ERRORS

Most Errors, Season	410	1901
Fewest Errors, Season	29	2020
Most Errorless Games, Season	103	2009, 2013, 2016
Most Consecutive Errorless Games, Season	12	1963
Most Errors, Nine-Inning Game	12	5/1/1901 at CWS 5/6/1903 at CWS

**PASSED BALLS**

Most Passed Balls, Season.....	30	2001
Fewest Passed Balls, Season.....	3	1995

**DOUBLE PLAYS**

Most Double Plays, Season.....	194	1950, 2003
Fewest Double Plays, Season.....	46	2020

**TRIPLE PLAYS**

Most Triple Plays, Season.....	3	1911
--------------------------------	---	------

**PITCHER PICK-OFFS (since 1974)**

Most Pitcher Pick-offs, Season.....	25	1991
Fewest Pitcher Pick-offs, Season.....	2	2020

**CATCHER PICK-OFFS (since 1974)**

Most Catcher Pick-offs, Season.....	7	2005
Fewest Catcher Pick-offs, Season.....	0	14 times (last, 2020)

**CLUB MISCELLANEOUS****GAMES PLAYED**

Most Games Played, Season.....	164	1968
Fewest Games Played, Season.....	58	2020
Most One-Run Games Played, Season.....	65	1971

**LENGTH OF GAMES**

Longest Game, Innings.....	24	7/21/1945 at PHI (1-1 tie)
Longest Nine-Inning Game, Time.....	4:20	4/5/1997 at CWS
Longest Extra-Inning Game, Time.....	7:00	6/24/1962 vs. NYY (22 inn.)
Longest Nine-Inning Night Game, Time.....	4:12	9/15/1993 vs. TOR
Longest Doubleheader, 18 Innings.....	7:00	4/25/2018 at PIT
Longest Doubleheader, More than 18 Innings.....	9:05	6/17/1967 vs. KC (28 inn.)

**GAMES WON**

Most Games Won, Season.....	104	1984
Fewest Games Won, Season.....	23	2020
Most Games Won at Home, Season.....	57	1909
Fewest Games Won at Home, Season.....	12	2020
Most Games Won on Road, Season.....	51	1961, 1984
Fewest Games Won on Road, Season.....	11	2020
Most Games Won, One Month.....	23	7/1908, 8/1915, 8/1934, 8/1935
Most Consecutive Games Won, Season.....	14	1909 (8/19-9/2), 1934 (7/31-8/14)
Most Consecutive Games Won, Start of Season.....	9	1984 (4/3-4/18)
Most Consecutive Home Games Won, Season.....	17	1909 (8/19-9/7)
Most Consecutive Road Games Won, Season.....	17	1984 (4/3-5/24)
Most Consecutive Road Games Won, Two Seasons.....	21	1983-84 (9/18-5/24)
Most One-Run Games Won, Season.....	35	1968
Most 1-0 Games Won, Season.....	9	1908

**GAMES LOST**

Most Games Lost, Season.....	119	2003
Fewest Games Lost, Season.....	35	2020
Most Games Lost at Home, Season.....	59	2019
Fewest Games Lost at Home, Season.....	15	2020
Most Games Lost on Road, Season.....	61	2003
Fewest Games Lost on Road, Season.....	20	2020
Most Games Lost, One Month.....	24	6/1975
Most Consecutive Games Lost, Season.....	19	1975 (7/29-8/15)
Most Consecutive Games Lost, Start of Season.....	13	1920 (4/14-5/2)
Most Consecutive Home Games Lost, Season.....	17	1996 (8/31-9/29)
Most Consecutive Road Games Lost, Season.....	13	1902 (6/2-7/15)
Most Shutout Losses, Season.....	22	1904
Most One-Run Games Lost, Season.....	35	1952
Most 1-0 Games Lost, Season.....	7	1903, 1943

**WINNING PERCENTAGE**

Highest Winning Percentage, Season.....	.656	1934 (101-53)
Lowest Winning Percentage, Season.....	.265	2003 (43-119)
Highest Winning Percentage at Home, Season.....	.750	1909 (57-19)
Lowest Winning Percentage at Home, Season.....	.272	2019 (22-59)
Highest Winning Percentage on Road, Season.....	.638	1984 (51-29)
Lowest Winning Percentage on Road, Season.....	.234	1952 (18-59)
Highest Winning Percentage, One Month.....	.900	4/1984 (18-2)

**PLAYERS USED**

Most Players Used, Season.....	57	2002
Fewest Players Used, Season.....	24	1906, 1907
Most Pitchers Used, Extra-Inning Game.....	10	9/14/1998 vs. CWS (12 inn.)
	10	9/8/2015 vs. TB (13 inn.)
Most Pitchers Used, Both Clubs, Extra-Inning Game.....	18	9/14/1998 vs. CWS (12 inn.)
	18	9/14/2019 vs. BAL (12 inn.)
Most Pinch-Hitters Used, Inning.....	6	9/5/1971 at NYY (7th)



# TIGERS RECORD BOOK

## INDIVIDUAL BATTING AT COMERICA PARK

### BATTING AVERAGE

Highest Average, Career (min. 1,000 at-bats).....	328	Miguel Cabrera.....	2004-20
Highest Average, Season (min. 100 at-bats).....	389	Magglio Ordoñez.....	2007
Highest Average, Rookie (min. 100 at-bats).....	310	Austin Jackson.....	2010

### GAMES PLAYED

Most Games Played, Career.....	877	Miguel Cabrera.....	2004-20
Most Games Played, Season.....	81	Miguel Cabrera.....	2011
		Prince Fielder.....	2012
		Prince Fielder.....	2013
		Ian Kinsler.....	2014
		J.D. Martinez.....	2015
Most Games Played, Rookie.....	77	Nicholas Castellanos.....	2014

### AT-BATS

Most At-Bats, Career.....	3,171	Miguel Cabrera.....	2004-20
Most At-Bats, Season.....	328	Ian Kinsler.....	2014
Most At-Bats by Rookie, Season.....	297	Austin Jackson.....	2010
Most At-Bats, Game.....	8 (six times)	last, Ian Kinsler.....	5/16/2017 vs. BAL (13 inn.)

### RUNS SCORED

Most Runs, Career.....	535	Miguel Cabrera.....	2004-19
Most Runs, Season.....	66	Miguel Cabrera.....	2012
Most Runs by Rookie, Season.....	52	Austin Jackson.....	2010
Most Runs, Nine-Inning Game.....	6	Joe Randa (KC).....	9/9/2004 vs. KC
Most Consecutive Games with a Run Scored.....	13	Ian Kinsler.....	4/24-5/22/2016

### HITS

Most Hits, Career.....	1,039	Miguel Cabrera.....	2004-20
Most Hits, Season.....	110	Magglio Ordoñez.....	2007
Most Hits by Rookie, Season.....	92	Austin Jackson.....	2010
Most Hits, Nine-Inning Game.....	6	Joe Randa (KC).....	9/9/2004 vs. KC
		Alex Rios (CWS).....	7/9/2013 vs. CWS
Longest Hitting Streak, Season.....	21	Edgar Renteria.....	6/11-8/15/2008
Most Consecutive Games with Multiple Hits.....	7	Neil Walker (PIT-NYM).....	5/27/2013-8/6/2016

### EXTRA-BASE HITS

Most Extra-Base Hits, Career.....	399	Miguel Cabrera.....	2004-20
Most Extra-Base Hits, Season.....	50	Miguel Cabrera.....	2012
Most Extra-Base Hits by Rookie, Season.....	26	Brennan Boesch.....	2010
Most Extra-Base Hits, Game.....	5	Jose Ramirez (CLE).....	9/3/2017 vs. CLE
Most Consecutive Games with an Extra-Base Hit.....	9	Brian Daubach (BOS).....	9/16/2000-6/5/2002
		Jose Ramirez (CLE).....	5/3/2017-5/15/2018

### TOTAL BASES

Most Total Bases, Career.....	1,801	Miguel Cabrera.....	2004-20
Most Total Bases, Season.....	204	Miguel Cabrera.....	2012
Most Total Bases by Rookie, Season.....	118	Austin Jackson.....	2010
Most Total Bases, Game.....	15	Kendrys Morales (KC).....	9/20/2015 vs. KC

### SINGLES

Most Singles, Career.....	640	Miguel Cabrera.....	2004-20
Most Singles, Season.....	77	Plácido Polanco.....	2007
Most Singles by Rookie, Season.....	70	Austin Jackson.....	2010

### DOUBLES

Most Doubles, Career.....	215	Miguel Cabrera.....	2004-20
Most Doubles, Season.....	31	Nicholas Castellanos.....	2018
Most Doubles by Rookie, Season.....	18	Austin Jackson.....	2010
Most Doubles, Game.....	3 (18 times)	last, Adam Jones (BAL).....	4/19/2018 vs. BAL
Most Consecutive Games with a Double.....	7	Brian Daubach (BOS).....	9/17/2000-6/5/2002

### TRIPLES

Most Triples, Career.....	30	Curtis Granderson.....	2004-19
Most Triples, Season.....	10	Curtis Granderson.....	2007
Most Triples by Rookie, Season.....	4	Austin Jackson.....	2010
		Quintin Berry.....	2012
		James McCann.....	2015
Most Triples, Game.....	2 (15 times)	last, Jason Kipnis (CLE).....	6/24/2016 vs. CLE
Most Consecutive Games with a Triple.....	3	Ray Durham (CWS-OAK).....	7/14-8/24/2002
		Michael Cuddyer (MIN).....	7/24-9/13/2005
		Whit Merrifield (KC).....	9/22/2018-4/4/2019

### HOME RUNS

Most Home Runs, Career.....	179	Miguel Cabrera.....	2004-20
Most Home Runs, Season.....	28	Miguel Cabrera.....	2012
Most Home Runs by Rookie, Season.....	10	Craig Monroe.....	2003
Most Home Runs, Game.....	3	Dmitri Young.....	4/4/2005 vs. KC
		Miguel Cabrera.....	5/28/2010 vs. OAK
		Kendrys Morales (KC).....	9/20/2015 vs. KC
		Kyle Seager (SEA).....	8/13/2019 vs. SEA
Most Consecutive Games with a Home Run.....	4	Jim Thome (CLE).....	5/28-7/27/2001
		Alex Rodriguez (TEX-NYY).....	8/18/2003-7/15/2004
		Craig Monroe.....	9/6-9/9/2004
		Jermaine Dye (CWS).....	7/25/2008-4/13/2009
		Delmon Young.....	7/5-7/8/2012
		Miguel Cabrera.....	9/4-9/19/2012
		Adam Dunn (CWS).....	4/22-7/30/2014
		Jorge Soler (KC).....	8/9/2019-7/27/2020
		Edwin Encarnacion (CLE-NYY-CWS).....	7/29/2018-8/11/2020

### GRAND SLAMS

Most Grand Slams, Career.....	4	Brandon Inge.....	2001-11
		Marcus Thames.....	2004-09
Most Grand Slams, Season.....	2	Brandon Inge.....	2004
		Carlos Peña.....	2004
		Marcus Thames.....	2007
Most Grand Slams, Month.....	2	Brandon Inge.....	4/2004



**RUNS BATTED IN**

Most RBI, Career.....	623	Miguel Cabrera.....	2004-2
Most RBI, Season.....	75	Miguel Cabrera.....	2012
Most RBI by Rookie, Season.....	40	Brennan Boesch.....	2010
Most RBI, Game.....	7	Bobby Higginson.....	6/13/2000 vs. TOR
		Mike Sweeney (KC).....	7/22/2004 vs. KC
		Jack Cust (OAK).....	8/10/2007 vs. OAK
		Brandon Moss (CLE).....	4/24/2015 vs. CLE
		Avisail Garcia (CWS).....	9/14/2017 vs. CWS
		Luis Alicaia (TEX-KC).....	5/29/2000-7/4/2001
Most Consecutive Games with an RBI.....	8		

**WALKS**

Most Walks, Career.....	418	Miguel Cabrera.....	2004-20
Most Walks, Season.....	52	Miguel Cabrera.....	2010
Most Walks by Rookie, Season.....	26	Brennan Boesch, Austin Jackson.....	2010
Most Walks, Game.....	5	Kevin Youkilis (BOS).....	5/15/2010
Most Consecutive Games, One-or-More Walk.....	9	Logan Morrison (SEA-TB-MIN) ..	7/23/2015-6/12/2018

**STRIKEOUTS**

Most Strikeouts, Career.....	562	Brandon Inge.....	2001-11
Most Strikeouts, Season.....	81	J.D. Martinez.....	2015
		Niko Goodrum.....	2019
Most Strikeouts by Rookie, Season.....	72	Austin Jackson.....	2010
Most Strikeouts, Game.....	5	Mark Teixeira (TEX).....	8/18/2003 vs. TEX
		Craig Monroe.....	6/14/2007 vs. MIL
		Aaron Judge (NYY).....	6/4/2018 vs. NYY (Gm. 2)
		Carlos Peña (DET-TB).....	8/21/2005-8/28/2009
Most Consecutive Games, One-or-More Strikeout.....	26		

**CLUB BATTING AT COMERICA PARK**

**RUNS**

Most Runs, Nine-Inning Game by Both Clubs.....	31	9/9/2004 vs. KC (KC 26, DET 5)
Most Runs, Nine-Inning Game by One Club.....	26	9/9/2004 vs. KC (KC)
Most Runs, Nine-Inning Game by Tigers.....	19	4/23/2008 vs. TEX
		5/24/2008 vs. MIN
		4/25/2017 vs. SEA
Fewest Runs, Nine-Inning Game by Both Clubs.....	1 (18 times)	last, 9/18/2020 (CLE 1, DET 0)

**HITS**

Most Hits, Nine-Inning Game by Both Clubs.....	40	4/25/2017 vs. SEA (DET 24, SEA 16)
Most Hits, Nine-Inning Game by One Club.....	26	9/9/2004 vs. KC (KC)
Most Hits, Nine-Inning Game by Tigers.....	24	9/4/2011 vs. CWS
		4/25/2017 vs. SEA
Most Hits, Extra-Inning Game by Both Clubs.....	38	5/16/2017 vs. BAL, 13 inn. (BAL 20, DET 18)
Most Hits, Extra-Inning Game by One Club.....	21	8/21/2004 vs. SEA, 11 inn. (SEA)
		9/25/2010 vs. MIN, 13 inn. (DET)
Most Hits, Extra-Inning Game by Tigers.....	21	9/25/2010 vs. MIN, 13 inn.
Fewest Hits, Nine-Inning Game by Both Clubs.....	4	8/21/2007 vs. CLE (DET 3, CLE 1)
Fewest Hits, Nine-Inning Game by One Club.....	0	6/12/2007 vs. MIL (MIL)
Fewest Hits, Nine-Inning Game by Tigers.....	1	5/2/2003 vs. TB
		7/18/2015 vs. BAL
		9/21/2015 vs. CWS

**EXTRA-BASE HITS**

Most Extra Base Hits, Nine-Inning Game by Both Clubs.....	16	8/8/2004 vs. BOS (DET 8, BOS 8)
		6/2/2017 vs. CWS (DET 12, CWS 4)
		4/19/2018 vs. BAL (BAL 9, DET 7)
Most Extra Base Hits, Nine-Inning Game by One Club.....	13	9/9/2020 (MIL)
Most Extra Base Hits, Nine-Inning Game by Tigers.....	12	6/2/2017 vs. CWS

**HOME RUNS**

Most Home Runs, Nine-Inning Game by Both Clubs.....	10	8/8/2004 vs. BOS (DET 7, BOS 3)
Most Home Runs, Nine-Inning Game by One Club.....	7	8/8/2004 vs. BOS (DET)
		9/11/2007 vs. TEX (TEX)
Most Home Runs, Nine-Inning Game by Tigers.....	7	8/8/2004 vs. BOS

**SINGLES**

Most Singles, Nine-Inning Game by Both Clubs.....	27	9/14/2017 vs. CWS (CWS 21, DET 6)
		4/25/2017 vs. SEA (DET 14, SEA 13)
Most Singles, Nine-Inning Game by One Club.....	21	9/14/2017 vs. CWS (CWS)
Most Singles, Nine-Inning Game by Tigers.....	17	9/4/2011 vs. CWS

**DOUBLES**

Most Doubles, Nine-Inning Game by Both Clubs.....	11	6/2/2017 vs. CWS (DET 7, CWS 4)
Most Doubles, Nine-Inning Game by One Club.....	8	9/9/2020 vs. MIL (MIL)
Most Doubles, Nine-Inning Game by Tigers.....	7 (five times)	last, 6/2/2017 vs. CWS

**TRIPLES**

Most Triples, Nine-Inning Game by Both Clubs.....	4 (eight times) ..	last, 7/6/2019 vs. BOS (DET 2, BOS 2)
Most Triples, Nine-Inning Game by One Club.....	4	6/24/16 vs. CLE (CLE)
Most Triples, Nine-Inning Game by Tigers.....	3 (six times).....	last, 9/1/2012 vs. CLE

**WALKS**

Most Walks, Nine-Inning Game by Both Clubs.....	16	4/28/2001 vs. TB (TB 9, DET 7)
		4/5/2002 vs. CLE (CLE 8, DET 8)
		4/23/2004 vs. CLE (DET 10, CLE 6)
Most Walks, Nine-Inning Game by One Club.....	10 (nine times).....	last, 5/4/2019 vs. KC (KC)
Most Walks, Nine-Inning Game by Tigers.....	10 (five times).....	last, 8/23/2010 vs. KC

**STRIKEOUTS**

Most Strikeouts, Nine-Inning Game by Both Clubs.....	28	8/31/2019 vs. MIN (DET 17, MIN 11)
Most Strikeouts, Nine-Inning Game by One Club.....	18	4/26/2013 vs. ATL (ATL)
Most Strikeouts, Nine-Inning Game by Tigers.....	17	8/31/2019 vs. MIN



**INDIVIDUAL BASERUNNING AT COMERICA PARK**

**STOLEN BASES**

Most Stolen Bases, Career.....	43	Austin Jackson.....	2010-17
Most Stolen Bases, Season.....	36	Roger Cedeno.....	2001
Most Stolen Bases by Rookie, Season.....	13	Austin Jackson.....	2010
Most Consecutive Games, One-or-More Stolen Base.....	4	Roger Cedeno.....	7/8-7/19/2001
		Nook Logan.....	6/4-6/15/2005
		Emilio Bonifacio (KC).....	8/15-8/17/2013
		Rajai Davis.....	9/14-9/25/2014
		Cameron Maybin.....	5/16-5/20/2016
		Alex Sanchez.....	9/27/2003 vs. MIN
Most Stolen Bases, Game.....	4		

**CAUGHT STEALING**

Most Caught Stealing, Career.....	23	Brandon Inge.....	2001-13
Most Caught Stealing, Season.....	10	Alex Sanchez.....	2003
Most Caught Stealing by Rookie, Season.....	3	Andres Torres.....	2003
Most Caught Stealing, Game.....	2	Robert Fick.....	4/17/2001 vs. CWS
		Johnny Damon (BOS).....	8/8/2004 vs. BOS
		Juan Pierre (CWS).....	8/5/2010 vs. CWS
		Jimmy Paredes (HOU).....	5/15/2013 vs. HOU
		Steven Souza (TB).....	5/20/2016 vs. TB
		Alex Sanchez.....	5/12-5/16/2004
		Chone Figgins (LAA).....	5/4-9/2/2006
Most Consecutive Games, One-or-More Caught Stealing.....	3		

**CLUB BASERUNNING AT COMERICA PARK**

**STOLEN BASES**

Most Stolen Bases, Season.....	64	2001
Fewest Stolen Bases, Season.....	7	2020

**CAUGHT STEALING**

Most Caught Stealing, Season.....	37	2003
Fewest Caught Stealing, Season.....	2	2020

**LEFT ON BASE**

Most Left On Base, Season.....	616	2010
Fewest Left On Base, Season.....	155	2020

**INDIVIDUAL PITCHING AT COMERICA PARK**

**GAMES WON**

Most Games Won, Career.....	99	Justin Verlander (DET-HOU).....	2005-19
Most Games Won, Season.....	12	Justin Verlander.....	2010
		Max Scherzer.....	2013
Most Consecutive Games Won.....	9	Jeremy Bonderman.....	6/3/2006-6/9/2007
		Max Scherzer.....	7/27/2013-6/7/2014

**GAMES LOST**

Most Games Lost, Career.....	50	Justin Verlander (DET-HOU).....	2005-19
Most Games Lost, Season.....	12	Mike Maroth.....	2003
Most Consecutive Games Lost.....	12	Spencer Turnbull.....	9/19/2018-9/24/2019
		Jordan Zimmermann.....	8/26/2018-9/26/2019

**EARNED RUN AVERAGE**

Lowest ERA, Career (Minimum 125 IP).....	2.95	David Price (TB-DET-BOS).....	2008-19
Lowest ERA, Season (Minimum 75 IP).....	1.65	Justin Verlander.....	2012
Highest ERA, Career (Minimum 125 IP).....	6.55	Jordan Zimmermann.....	2016-20
Highest ERA, Season (Minimum 75 IP).....	6.66	Jordan Zimmermann.....	2017

**GAMES PITCHED**

Most Games Pitched, Career.....	189	Justin Verlander (DET-HOU).....	2005-19
Most Games Pitched, Season.....	43	Fernando Rodney.....	2009

**GAMES STARTED**

Most Games Started, Career.....	189	Justin Verlander (DET-HOU).....	2005-19
Most Games Started, Season.....	19	Jason Johnson.....	2004
		Justin Verlander.....	2016

**COMPLETE GAMES**

Most Complete Games, Career.....	10	Justin Verlander (DET-HOU).....	2005-19
Most Complete Games, Season.....	5	Steve Sparks.....	2001

**SHUTOUTS**

Most Shutouts, Career.....	4	Justin Verlander (DET-HOU).....	2005-19
Most Shutouts, Season.....	1 (38 times)	last, Trevor Bauer (CIN).....	2020

**SAVES**

Most Saves, Career.....	70	Todd Jones.....	2000-08
Most Saves, Season.....	22	Fernando Rodney.....	2009
		Jose Valverde.....	2011

**INNINGS PITCHED**

Most Innings Pitched, Career.....	1263.2	Justin Verlander (DET-HOU).....	2005-19
Most Innings Pitched, Season.....	129.0	Justin Verlander.....	2016

**RUNS ALLOWED**

Most Runs Allowed, Career.....	503	Justin Verlander (DET-HOU).....	2005-19
Most Runs Allowed, Season.....	75	Mike Maroth.....	2005
Most Runs Allowed, Game.....	12	Dustin McGowan (TOR).....	8/21/2005

**HITS ALLOWED**

Most Hits Allowed, Career.....	1,069	Justin Verlander (DET-HOU).....	2005-19
Most Hits Allowed, Season.....	135	Mike Maroth.....	2005
Most Hits Allowed, Game.....	15	Alfredo Simon (DET).....	7/1/2015



**DOUBLES ALLOWED**

Most Doubles Allowed, Career.....	203	Justin Verlander (DET-HOU).....	2005-19
Most Doubles Allowed, Season.....	29	Jeff Weaver.....	2001
Most Doubles Allowed, Game.....	6	Jeremy Bonderman.....	5/20/2005 vs. ARI
		Jeff Francis (COL).....	6/15/2012 vs. COL
		Jordan Zimmermann.....	8/18/2017 vs. LAD

**TRIPLES ALLOWED**

Most Triples Allowed, Career.....	25	Justin Verlander (DET-HOU).....	2005-19
Most Triples Allowed, Season.....	6	Jeff Weaver.....	2001
		Jose Paniagua.....	2002
		Jason Johnson.....	2004
		Anibal Sanchez.....	2013
		Jordan Zimmermann.....	2016
Most Triples Allowed, Game.....	4	Jordan Zimmermann.....	6/24/2016 vs. CLE

**HOME RUNS ALLOWED**

Most Home Runs Allowed, Career.....	116	Justin Verlander (DET-HOU).....	2005-19
Most Home Runs Allowed, Season.....	26	Matthew Boyd.....	2019
Most Home Runs Allowed, Game.....	6	Tim Wakefield (BOS).....	8/8/2004 vs. BOS

**WALKS ALLOWED**

Most Walks Allowed, Career.....	375	Justin Verlander (DET-HOU).....	2005-19
Most Walks Allowed, Season.....	43	Justin Verlander.....	2013
Most Walks Allowed, Game.....	8	Daisuke Matsuzaka (BOS).....	5/5/2008 vs. BOS
		Ricky Romero (TOR).....	8/21/2012 vs. TOR

**STRIKEOUTS**

Most Strikeouts, Career.....	1,173	Justin Verlander (DET-HOU).....	2005-19
Most Strikeouts, Season.....	151	Justin Verlander.....	2016
Most Strikeouts, Game.....	17	Anibal Sanchez.....	4/26/2013 vs. ATL

**WILD PITCHES**

Most Wild Pitches, Career.....	37	Justin Verlander (DET-HOU).....	2005-19
Most Wild Pitches, Season.....	11	Jeremy Bonderman.....	2003
Most Wild Pitches, Game.....	3 (10 times)	last, Jakob Junis (KC).....	9/22/2018 vs. KC

**CLUB PITCHING AT COMERICA PARK****HITS ALLOWED**

Most Hits Allowed, Nine-Inning Game by One Club.....	26	9/9/2004 vs. KC (DET)
Most Hits Allowed, Nine-Inning Game by Tigers.....	26	9/9/2004 vs. KC

**RUNS ALLOWED**

Most Runs Allowed, Nine-Inning Game by One Club.....	26	9/9/2004 vs. KC (DET)
Most Runs Allowed, Nine-Inning Game by Tigers.....	26	9/9/2004 vs. KC

**EARNED RUNS ALLOWED**

Most Earned Runs Allowed, Nine-Inning Game by One Club.....	24	9/9/2004 vs. KC (DET)
Most Earned Runs Allowed, Nine-Inning Game by Tigers.....	24	9/9/2004 vs. KC

**HOME RUNS ALLOWED**

Most Home Runs Allowed, Nine-Inning Game by One Club.....	7	8/8/2004 vs. BOS (BOS)
		9/11/2007 vs. TEX (DET)
Most Home Runs Allowed, Nine-Inning Game by Tigers.....	7	9/11/2007 vs. TEX

**WALKS ALLOWED**

Most Walks Allowed, Nine-Inning Game by One Club.....	10 (nine times)	last, 5/4/2019 vs. KC (DET)
Most Walks Allowed, Nine-Inning Game by Tigers.....	10	8/10/2010 vs. TB
		7/14/2017 vs. TOR
		9/21/2017 vs. MIN
		5/4/2019 vs. KC

**STRIKEOUTS**

Most Strikeouts, Nine-Inning Game by One Club.....	18	4/26/2013 vs. ATL (DET)
Most Strikeouts, Nine-Inning Game by Tigers.....	18	4/26/2013 vs. ATL

**CLUB MISCELLANEOUS AT COMERICA PARK****ERRORS**

Most Errors, Nine-Inning Game by Both Clubs.....	7	6/25/2013 vs. LAA (DET 6, LAA 1)
Most Errors, Nine-Inning Game by One Club.....	6	6/25/2013 vs. LAA (DET)
Most Errors, Nine-Inning Game by Tigers.....	6	6/25/2013 vs. LAA

**LENGTH OF GAMES**

Shortest Nine-Inning Game, Time.....	1:41	7/24/2002 vs. KC
Longest Nine-Inning Game, Time.....	4:13	8/24/2017 vs. NYY
Longest Extra-Inning Game, Time.....	5:30	6/30/2015 vs. PIT, 14 inn.



# TIGERS RECORD BOOK

## TIGERS SINGLE-GAME BATTING FEATS

### TIGERS HITTING THREE HOME RUNS IN ONE GAME

Date	Batter	Opponent	Location
May 5, 1925	Ty Cobb	at St. Louis	Sportsman's Park, St. Louis
May 20, 1940	Pinky Higgins	vs. Boston	Briggs Stadium, Detroit
September 1, 1941	Rudy York	vs. St. Louis	Briggs Stadium, Detroit
June 26, 1949	Pat Mullin	at New York (AL)	Yankee Stadium, New York
April 17, 1955	Al Kaline	vs. Kansas City	Briggs Stadium, Detroit
May 3, 1959	Charlie Maxwell	vs. New York (AL)	Briggs Stadium, Detroit
August 27, 1961	Rocky Colavito	at Washington	Griffith Stadium, Washington
July 5, 1962	Rocky Colavito	at Cleveland	Cleveland Stadium, Cleveland
August 6, 1962	Steve Boros	at Cleveland	Cleveland Stadium, Cleveland
June 9, 1970	Willie Horton	vs. Milwaukee	Tiger Stadium, Detroit
August 9, 1971	Bill Freehan	at Boston	Fenway Park, Boston
May 18, 1982	Larry Herndon	vs. Oakland	Tiger Stadium, Detroit
June 28, 1987	Bill Madlock	vs. Baltimore	Tiger Stadium, Detroit
May 6, 1990	Cecil Fielder	at Toronto	SkyDome, Toronto
June 6, 1990	Cecil Fielder	at Cleveland	Cleveland Stadium, Cleveland
April 16, 1996	Cecil Fielder	at Toronto	SkyDome, Toronto
June 30, 1997	Bobby Higginson	vs. New York (NL)	Tiger Stadium, Detroit
June 24, 2000	Bobby Higginson	at Cleveland	Jacobs Field, Cleveland
May 19, 2003	Carlos Pena	at Cleveland	Jacobs Field, Cleveland
April 4, 2005	Dmitri Young	vs. Kansas City	Comerica Park, Detroit
May 28, 2010	Miguel Cabrera	vs. Oakland	Comerica Park, Detroit
May 19, 2013	Miguel Cabrera	at Texas	Rangers Ballpark in Arlington, Arlington
June 21, 2015	J.D. Martinez	at New York (AL)	Yankee Stadium, New York
June 16, 2016	Victor Martinez	at Kansas City	Kauffman Stadium, Kansas City

### OPPONENTS HITTING THREE HOME RUNS IN ONE GAME

Date	Batter	Opponent	Location
July 9, 1932	Ben Chapman	at New York (AL)	Yankee Stadium, New York
July 15, 1932	Al Simmons	at Philadelphia	Shibe Park, Philadelphia
July 7, 1935	Moose Solters	vs. St. Louis	Navin Field, Detroit
September 15, 1950	Johnny Mize	vs. New York (AL)	Briggs Stadium, Detroit
July 5, 1954	Bill Glynn	vs. Cleveland	Briggs Stadium, Detroit
May 13, 1955	Mickey Mantle	at New York (AL)	Yankee Stadium, New York
June 19, 1973	George Hendrick	at Cleveland	Cleveland Stadium, Cleveland
June 18, 1975	Fred Lynn	vs. Boston	Tiger Stadium, Detroit
July 2, 1975	Don Baylor	vs. Baltimore	Tiger Stadium, Detroit
May 19, 1976	Carl Yastrzemski	vs. Boston	Tiger Stadium, Detroit
July 8, 1979	Ben Olguvie	at Milwaukee	County Stadium, Milwaukee
July 14, 1979	Claudell Washington	at Chicago (AL)	Comiskey Park, Chicago
August 17, 1980	Al Oliver	vs. Texas	Tiger Stadium, Detroit
June 20, 1982	Ben Olguvie	vs. Milwaukee	Tiger Stadium, Detroit
July 7, 1982	Harold Baines	at Chicago (AL)	Comiskey Park, Chicago
April 20, 1983	George Brett	vs. Kansas City	Tiger Stadium, Detroit
September 1, 1986	Jim Presley	at Seattle	Kingdome, Seattle
June 17, 1993	Carlos Baerga	vs. Cleveland	Tiger Stadium, Detroit
April 11, 1996	Dan Wilson	vs. Seattle	Tiger Stadium, Detroit
April 13, 1998	Lee Stevens	at Texas	The Ballpark in Arlington, Arlington
July 24, 1999	Trot Nixon	vs. Boston	Tiger Stadium, Detroit
July 9, 2000	Tyler Houston	at Milwaukee	County Stadium, Milwaukee
August 29, 2015	Edwin Encarnacion	at Texas	Rogers Centre, Toronto
September 20, 2015	Kendrys Morales	vs. Kansas City	Comerica Park, Detroit
August 13, 2019	Kyle Seager	vs. Seattle	Comerica Park, Detroit

### TIGERS HITTING FOR THE CYCLE

Date	Batter	Opponent	Location
September 17, 1920	Bobby Veach	vs. Boston (12 inn.)	Navin Field, Detroit
September 26, 1926	Bob Fothergill	vs. Boston	Navin Field, Detroit
April 20, 1937	Gee Walker	vs. Cleveland	Navin Field, Detroit
May 27, 1939	Charlie Gehringer	vs. St. Louis	Briggs Stadium, Detroit
September 14, 1947	Vic Wertz	at Washington	Griffith Stadium, Washington
June 2, 1950	George Kell	at Philadelphia	Shibe Park, Philadelphia
September 7, 1950	Hoot Evers	vs. Cleveland (10 inn.)	Briggs Stadium, Detroit
July 28, 1993	Travis Fryman	vs. New York (AL)	Tiger Stadium, Detroit
June 8, 2001	Damion Easley	vs. Milwaukee	Comerica Park, Detroit
August 1, 2006	Carlos Guillen	at Tampa Bay	Tropicana Field, Tampa Bay

### OPPONENTS HITTING FOR THE CYCLE

Date	Batter	Opponent	Location
August 13, 1921	George Sisler	vs. St. Louis (10 inn.)	Navin Field, Detroit
June 27, 1922	Ray Schalk	vs. Chicago (AL)	Navin Field, Detroit
July 26, 1928	Bob Meusel	vs. New York (AL)	Navin Field, Detroit
August 19, 1934	Moose Solters	at Boston	Fenway Park, Boston
August 2, 1940	Joe Cronin	vs. Boston	Briggs Stadium, Detroit
July 6, 1944	Bob Johnson	at Boston	Fenway Park, Boston
May 14, 1965	Carl Yastrzemski	at Boston (10 inn.)	Fenway Park, Boston
September 3, 1976	Mike Hegan	vs. Milwaukee	Tiger Stadium, Detroit
August 3, 1982	Frank White	at Kansas City	Royals Stadium, Kansas City
June 5, 1997	Alex Rodriguez	vs. Seattle	Tiger Stadium, Detroit
September 13, 2006	Gary Matthews, Jr.	vs. Texas	Comerica Park, Detroit
June 14, 2019	Jake Bauers	vs. Cleveland	Comerica Park, Detroit



## TIGERS SWITCH-HIT HOME RUNS IN ONE GAME

Date	Batter	Opponent	Location
September 16, 1985	Nelson Simmons	vs. Baltimore	Tiger Stadium, Detroit
May 7, 1993	Mickey Tettleton	vs. New York (AL) (12 inn.)	Tiger Stadium, Detroit
September 7, 1993	Chad Kreuter	vs. California	Tiger Stadium, Detroit
June 6, 1996	Raul Casanova	at Baltimore	Camden Yards, Baltimore
July 15, 1996	Melvin Nieves	at Milwaukee	County Stadium, Milwaukee
August 20, 1996	Melvin Nieves	vs. Chicago (AL)	Tiger Stadium, Detroit
April 5, 1997	Tony Clark	at Chicago (AL)	Comiskey Park, Chicago
June 17, 1998	Tony Clark	vs. Minnesota	Tiger Stadium, Detroit
July 26, 1998	Tony Clark	at Cleveland	Jacobs Field, Cleveland
August 1, 1998	Tony Clark	at Tampa Bay	Tropicana Field, Tampa Bay
July 18, 1999	Tony Clark	at Cincinnati	Cinergy Field, Cincinnati
July 25, 1999	Tony Clark	vs. Boston	Tiger Stadium, Detroit
May 31, 2004	Carlos Guillen	vs. Kansas City	Comerica Park, Detroit
July 24, 2004	Carlos Guillen	at Chicago (AL)	U.S. Cellular Field, Chicago
September 18, 2004	Dmitri Young	at Chicago (AL) (12 inn.)	U.S. Cellular Field, Chicago
September 12, 2006	Carlos Guillen	vs. Texas	Comerica Park, Detroit
September 23, 2009	Carlos Guillen	at Cleveland	Progressive Field, Cleveland
June 16, 2016	Victor Martinez	at Kansas City	Kauffman Stadium, Kansas City
July 1, 2016	Victor Martinez	at Tampa Bay	Tropicana Field, Tampa Bay
August 30, 2018	Victor Martinez	at New York (AL)	Yankee Stadium, New York

## OPPONENTS SWITCH-HIT HOME RUNS IN ONE GAME

Date	Batter	Opponent	Location
May 13, 1955	Mickey Mantle	at New York (AL)	Yankee Stadium, New York
April 26, 1961	Mickey Mantle	vs. New York (AL) (10 inn.)	Tiger Stadium, Detroit
August 11, 1968	Reggie Smith	vs. Boston	Tiger Stadium, Detroit
April 16, 1973	Reggie Smith	at Boston	Fenway Park, Boston
June 13, 1988	Mickey Tettleton	vs. Baltimore	Tiger Stadium, Detroit
September 12, 1996	Bernie Williams	vs. New York (AL)	Tiger Stadium, Detroit
May 24, 2005	Jorge Posada	at New York (AL)	Yankee Stadium, New York
August 16, 2005	Jason Varitek	vs. Boston (10 inn.)	Comerica Park, Detroit
June 1, 2007	Victor Martinez	at Cleveland	Jacobs Field, Cleveland
April 28, 2012	Nick Swisher	at New York (AL)	Yankee Stadium, New York
June 20, 2015	Carlos Beltran	at New York (AL)	Yankee Stadium, New York
July 2, 2017	José Ramirez	vs. Cleveland	Comerica Park, Detroit
September 3, 2017	José Ramirez	vs. Cleveland	Comerica Park, Detroit
July 3, 2019 (Game 2)	Yoan Moncada	at Chicago (AL)	Guaranteed Rate Field, Chicago

## TIGERS HOME RUN IN FIRST MAJOR LEAGUE AT-BAT

Date	Batter	Opponent	Pitcher	Location
April 23, 1944	Hack Miller	at Cleveland	Al Smith	Cleveland Stadium, Cleveland
April 20, 1948	Sam Vico*	at Chicago	Joe Haynes	Comiskey Park, Chicago
June 19, 1963	Biggs Brown	at Boston	Bob Heffner	Fenway Park, Boston
September 30, 1964	Bill Roman	at New York (AL)	Jim Bouton	Yankee Stadium, New York
September 2, 1970	Gene Lamont	at Boston	Cal Koonce	Fenway Park, Boston
September 1, 1974	Reggie Sanders	vs. Oakland	Catfish Hunter	Tiger Stadium, Detroit
August 19, 2015	Daniel Norris	at Chicago (NL)	Jon Lester	Wrigley Field, Chicago

\*Homered on first Major League pitch

## OPPONENTS HOME RUN IN FIRST MAJOR LEAGUE AT-BAT

Date	Batter	Opponent	Pitcher	Location
April 16, 1929	Earl Averill	at Cleveland	Earl Whitehill	League Park, Cleveland
May 3, 1963	Buster Narum	vs. Baltimore	Don Mossi	Tiger Stadium, Detroit
July 11, 1968	Rick Renick	at Minnesota	Mickey Lolich	Metropolitan Stadium, Minneapolis
August 22, 1975	Dave McKay	at Minnesota	Vern Ruhle	Metropolitan Stadium, Minneapolis
June 29, 1984	Andre David	vs. Minnesota	Jack Morris	Tiger Stadium, Detroit
May 4, 2006	Mike Napoli	vs. Los Angeles (AL)	Justin Verlander	Comerica Park, Detroit

## LOW-HIT GAMES BY TIGERS

### NO-HITTERS

Date	Pitcher	Opponent	Location	Score
July 4, 1912	George Mullin	vs. St. Louis	Navin Field, Detroit	7-0
May 15, 1952	Virgil Trucks	vs. Washington	Briggs Stadium, Detroit	1-0
August 25, 1952	Virgil Trucks	at New York (AL)	Yankee Stadium, New York	1-0
July 20, 1958	Jim Bunning	at Boston	Fenway Park, Boston	3-0
April 7, 1984	Jack Morris	at Chicago (AL)	Comiskey Park, Chicago	4-0
June 12, 2007	Justin Verlander	vs. Milwaukee	Comerica Park, Detroit	4-0
May 7, 2011	Justin Verlander	at Toronto	Rogers Centre, Toronto	9-0

### ONE-HITTERS (since 1954)

Date	Pitcher	Opponent	Location	Score
May 2, 1954	Billy Hoelt	at New York (AL)	Yankee Stadium, New York	4-0
April 14, 1961	Frank Lary	vs. Chicago (AL)	Briggs Stadium, Detroit	7-0
July 3, 1965	Denny McLain	at Washington	RFK Stadium, Washington	1-0
May 6, 1966	Denny McLain	at Chicago (AL)	Comiskey Park, Chicago	1-0
May 30, 1966	Denny McLain	at Kansas City	Municipal Stadium, Kansas City	5-2
August 18, 1967	Mickey Lolich	vs. Cleveland	Tiger Stadium, Detroit	4-0
July 25, 1968	Joe Sparma	at Washington	RFK Stadium, Washington	4-1
August 20, 1968	John Hiller	vs. Chicago (AL)	Tiger Stadium, Detroit	7-0
May 31, 1969	Joe Sparma	at Seattle	Sick's Stadium, Seattle	3-2
July 2, 1970	Joe Niekro	vs. New York (AL)	Tiger Stadium, Detroit	5-0
September 23, 1973	Joe Coleman	vs. Boston	Tiger Stadium, Detroit	3-0
August 1, 1974	Woodie Fryman	at Milwaukee	County Stadium, Milwaukee	4-2
May 6, 1975	Joe Coleman	vs. Milwaukee	Tiger Stadium, Detroit	4-2
May 7, 1976	Ray Bare	vs. Chicago (AL)	Tiger Stadium, Detroit	5-0
August 21, 1980	Jack Morris	at Minnesota	Metropolitan Stadium, Minnesota	4-2
April 20, 1982	Milt Wilcox	vs. Kansas City	Tiger Stadium, Detroit	8-0
April 15, 1983	Milt Wilcox	at Chicago (AL)	Comiskey Park, Chicago	6-0
August 2, 1985	Frank Tanana	vs. Milwaukee	Tiger Stadium, Detroit	4-1



# TIGERS RECORD BOOK

## Tigers One-Hitters Continued

Date	Pitcher	Opponent	Location	Score
August 20, 1986	Walt Terrell	vs. California	Tiger Stadium, Detroit	3-0
July 28, 1988	Jeff Robinson	vs. Kansas City	Tiger Stadium, Detroit	7-1
September 25, 1988	Jack Morris	at Baltimore	Memorial Stadium, Baltimore	2-1
July 6, 1990	Jack Morris	vs. Kansas City	Tiger Stadium, Detroit	4-0
July 25, 1993	Mike Moore	vs. Kansas City	Tiger Stadium, Detroit	3-0
August 23, 1993	Mike Moore	vs. Oakland	Tiger Stadium, Detroit	9-0
September 9, 1997	Scott Sanders	vs. Texas	Tiger Stadium, Detroit	4-0
May 22, 2002	Jeff Weaver	vs. Cleveland	Comerica Park, Detroit	2-0
July 16, 2004	Mike Maroth	vs. New York (AL)	Comerica Park, Detroit	8-0
June 2, 2010	Armando Galarraga	vs. Cleveland	Comerica Park, Detroit	3-0
May 18, 2012	Justin Verlander	vs. Pittsburgh	Comerica Park, Detroit	6-0
May 24, 2013	Anibal Sanchez	vs. Minnesota	Comerica Park, Detroit	6-0
August 21, 2014	David Price	at Tampa Bay	Tropicana Field, Tampa Bay	1-0
August 20, 2015	Alfredo Simon	vs. Texas	Comerica Park, Detroit	5-0
August 26, 2015	Justin Verlander	vs. Los Angeles (AL)	Comerica Park, Detroit	5-0
September 17, 2017	Matthew Boyd	vs. Chicago (AL)	Comerica Park, Detroit	12-0

## COMBINED ONE-HITTERS (since 1954)

Date	Pitchers	Opponent	Location	Score
July 14, 1985	Terrell, Hernandez	vs. Minnesota	Tiger Stadium, Detroit	8-0
May 25, 1988	Robinson, Hernandez	vs. Milwaukee	Tiger Stadium, Detroit	4-3
June 25, 2004	Johnson, Urbina	vs. Arizona	Comerica Park, Detroit	2-1
August 21, 2007	Jurjens, Zumaya, Rodney, Jones	vs. Cleveland	Comerica Park, Detroit	2-1
May 19, 2009	Willis, Lyon, Seay, Zumaya, Rodney	vs. Texas	Comerica Park, Detroit	4-0

## LOW-HIT GAMES AGAINST TIGERS

### NO-HITTERS

Date	Pitcher	Opponent	Location	Score
September 20, 1902	Jim Callahan	at Chicago (AL)	Comiskey Park, Chicago	3-0
September 6, 1905	Frank Smith	vs. Chicago (AL)	Bennett Park, Detroit	15-0
August 30, 1912	Earl Hamilton	vs. St. Louis	Navin Field, Detroit	5-1
June 3, 1918	Hub Leonard	vs. Boston	Navin Field, Detroit	5-0
April 30, 1922	Charley Robertson*	vs. Chicago	Navin Field, Detroit	0-2
June 30, 1948	Bob Lemon	vs. Cleveland	Briggs Stadium, Detroit	2-0
July 1, 1951	Bob Feller	at Cleveland	Cleveland Stadium, Cleveland	2-1
September 10, 1967	Joe Horlen	at Chicago (AL)	Comiskey Park, Chicago	6-0
April 27, 1973	Steve Busby	vs. Kansas City	Tiger Stadium, Detroit	3-0
July 15, 1973	Nolan Ryan	vs. California	Tiger Stadium, Detroit	6-0
June 2, 1990	Randy Johnson	at Seattle	Kingdome, Seattle	2-0
July 26, 2010	Matt Garza	at Tampa Bay	Tropicana Field, St. Petersburg	5-0
September 29, 2013	Henderson Alvarez	at Miami	Marlins Park, Miami	1-0

\*Perfect Game

### COMBINED NO-HITTERS

Date	Pitchers	Opponent	Location	Score
April 30, 1967	Steve Barber/Stu Miller	vs. Baltimore	Memorial Stadium, Baltimore	2-1 <sup>A</sup>

<sup>A</sup>Tigers Victory

### ONE HITTERS (since 1954)

Date	Pitcher	Opponent	Location	Score
July 6, 1954	Virgil Trucks	vs. Chicago (AL)	Briggs Stadium, Detroit	4-0
May 22, 1955	Early Wynn	vs. Cleveland	Briggs Stadium, Detroit	4-0
July 15, 1959	Camillo Pascual	at Washington	Griffith Stadium, Washington	3-0
May 7, 1960	Bill Monbouquette	at Boston	Fenway Park, Boston	5-0
July 19, 1960	Pedro Ramos	vs. Washington	Briggs Stadium, Detroit	5-0
August 19, 1967	John O'Donoghue	vs. Cleveland	Tiger Stadium, Detroit	5-0
April 24, 1968	Steve Hargan	at Cleveland	Cleveland Stadium, Cleveland	2-0
May 6, 1968	Dave Leonhard	at Baltimore	Memorial Stadium, Baltimore	4-0
April 12, 1969	Mel Stottlemyre	vs. New York (AL)	Tiger Stadium, Detroit	4-0
July 16, 1971	Vida Blue	at Oakland	Oakland-Alameda Coliseum, Oakland	4-0
August 1, 1972	Skip Lockwood	vs. Milwaukee	Tiger Stadium, Detroit	9-0
June 8, 1975	Ken Holtzman	at Oakland	Oakland-Alameda Coliseum, Oakland	4-0
August 28, 1976	Vida Blue	at Oakland	Oakland-Alameda Coliseum, Oakland	5-2
September 2, 1987	Tom Candiotti	vs. Cleveland	Tiger Stadium, Detroit	2-1 <sup>A</sup>
July 7, 1990	Kevin Appier	vs. Kansas City	Tiger Stadium, Detroit	4-0
May 3, 1996	Ken Hill	vs. Texas	Tiger Stadium, Detroit	11-0
May 4, 1996	Roger Pavlik	vs. Texas	Tiger Stadium, Detroit	3-1
September 27, 1998	Roy Halladay	at Toronto	Skydome, Toronto	2-1
May 2, 2003	Joe Kennedy	vs. Tampa Bay	Comerica Park, Detroit	2-0
April 11, 2014	Andrew Cashner	at San Diego	Petco Park, San Diego	6-0
September 21, 2015	Jeff Samardzija	vs. Chicago (AL)	Comerica Park, Detroit	2-0

<sup>A</sup>Tigers Victory

### COMBINED ONE HITTERS (since 1954)

Date	Pitchers	Opponent	Location	Score
April 10, 1982	Leonard, Jackson, Quisenberry	at Kansas City	Royals Stadium, Kansas City	5-2
September 18, 1988	Milacki, Niedenfuier	vs. Baltimore	Tiger Stadium, Detroit	2-0
April 10, 1991	Sanderson, Cadaret	vs. New York (AL)	Tiger Stadium, Detroit	4-0
September 26, 1997	Pettitte, Boehringer, Rivera, Nelson	vs. New York (AL)	Tiger Stadium, Detroit	8-2
August 18, 1999	Alvarez, Lopez	vs. Tampa Bay	Tiger Stadium, Detroit	4-0
August 4, 2002	Lidle, Rincon, Bradford, Koch	at Oakland	Network Associates Coliseum, Oakland	4-0
July 18, 2015	Tillman, Britton	vs. Baltimore	Comerica Park, Detroit	3-0
May 22, 2017	Pelacock, Devenski, Harris, Giles	at Houston	Minute Maid Park, Houston	1-0
August 7, 2017	Williams, Kontos, Nicasio	at Pittsburgh	PNC Park, Pittsburgh	3-0
July 16, 2019	Plesac, Clippard, Goody, Olson	at Cleveland	Progressive Field, Cleveland	8-0



**TIGERS GRAND SLAMS**

**GRAND SLAMS BY CURRENT TIGERS**

Player	No.	Last	Opponent	Site	Pitcher
Miguel Cabrera	1	9/15/2007	at Colorado	Coors Field	Juan Morillo
Miguel Cabrera	2	4/10/2009	Texas	Comerica Park	Kris Benson
Miguel Cabrera	3	9/18/2012	Oakland	Comerica Park	Jesse Chavez
Miguel Cabrera	4	6/1/2013	at Baltimore	Oriole Park at Camden Yards	T.J. McFarland
Miguel Cabrera	5	6/4/2019	Tampa Bay	Comerica Park	Blake Snell
Robbie Grossman	1	7/2/2018	at Milwaukee	Miller Park	Brent Suter
Nomar Mazara	1	4/7/2017	Oakland	Globe Life Park	Raul Alcantara
Isaac Paredes	1	8/21/2020	at Cleveland	Progressive Field	Adam Plutko
Wilson Ramos	1	7/28/2013	New York (NL)	Nationals Park	Carlos Torres
Wilson Ramos	2	9/7/2015	New York (NL)	Nationals Park	Jon Niese
Wilson Ramos	3	9/22/2017	at Baltimore	Oriole Park at Camden Yards	Ubaldo Jimenez
Wilson Ramos	4	5/14/2019	at Washington	Nationals Park	Jeremy Hellickson
Jonathan Schoop	1	4/11/2015	Toronto	Oriole Park at Camden Yards	Todd Redmond
Jonathan Schoop	2	5/14/2016	Detroit	Oriole Park at Camden Yards	Mark Lowe
Jonathan Schoop	3	9/9/2018	San Francisco	Miller Park	Madison Bumgarner
Jonathan Schoop	4	8/25/2020	Chicago (NL)	Comerica Park	Casey Sadler
Christin Stewart	1	4/6/2019	Kansas City	Comerica Park	Wily Peralta

**CAREER LEADERS**

Hank Greenberg	10
Rudy York	10
Cecil Fielder	10
Norm Cash	8
Dick McAuliffe	8
Jim Northrup	8
Willie Horton	6
Marcus Thames	6
Eight Players	5

**SINGLE-SEASON LEADERS**

Rudy York	4	1938
Jim Northrup	4	1968
Willie Horton	3	1969
Dan Gladden	3	1993
Justin Upton	3	2017
Bobby Higginson	3	1997
Many Players	2	

**PINCH-HIT GRAND SLAMS IN CLUB HISTORY**

Date	Player	Opponent	Site	Pitcher
5/14/1939	Rudy York	at St. Louis	Sportsman's Park	Lefty Mills
5/31/1944	Al Unser	vs. New York (AL)	Briggs Stadium	Monk Dubiel
7/15/1945	Zeb Eaton	at New York (AL)	Yankee Stadium	Hank Borowy
7/26/1952	Bud Souchock	vs. New York (AL)	Briggs Stadium	Bobby Hogue
9/3/1952	Don Kolloway	at Cleveland	Cleveland Stadium	Lou Bierman
7/3/1983	John Wockenfuss	vs. Baltimore	Tiger Stadium	Dan Morogiello
7/23/1986	Johnny Grubb	vs. Minnesota	Tiger Stadium	Frank Pastore
8/16/1986	Larry Herndon	at Boston	Fenway Park	Joe Sambito
5/6/1988	Pat Sheridan	at Seattle	Kingdome	Michael Jackson
9/25/1988	Fred Lynn	at Baltimore	Memorial Stadium	Tom Niedenfuer
8/11/1991	Mickey Tettleton	at New York (AL)	Yankee Stadium	Lee Gutterman
8/12/1993	Chad Kreuter	vs. Baltimore	Tiger Stadium	Jim Poole

**CLUB LEADERS**

1938	10
1939	8
1993	8
2007	8
1949	7
2009	7
2017	7

**TIGERS LEADOFF HOME RUNS**

<b>Jeimer Candelario</b>			<b>Robbie Grossman</b>		
Date	Opponent	Pitcher	Date	Opponent	Pitcher
6/2/2018	Toronto	J.A. Happ	6/20/2018	Boston	David Price
8/30/2018	at Toronto	J.A. Happ	<b>JaCoby Jones</b>		
9/5/2018	at Chicago (AL)	Michael Kopech	Date	Opponent	Pitcher
9/14/2018	at Cleveland	Josh Tomlin	5/15/2018	Cleveland	Josh Tomlin
<b>Greg Garcia</b>			6/23/2019	at Cleveland	Zach Plesac
Date	Opponent	Pitcher	<b>Victor Reyes</b>		
9/1/2019	at San Francisco	Jeff Samardzija	Date	Opponent	Pitcher
<b>Niko Goodrum</b>			8/20/2019	at Houston	Aaron Sanchez
Date	Opponent	Pitcher	9/5/2020	at Minnesota	Kenta Maeda
8/8/2020	at Pittsburgh	Derek Holland			

**CAREER LEADERS**

Curtis Granderson	24
Lou Whitaker	23
Dick McAuliffe	19
Ian Kinsler	17
Tony Phillips	13
Austin Jackson	10

**SINGLE-SEASON LEADERS**

Ian Kinsler	8	2016
Curtis Granderson	7	2007, 2009
Ian Kinsler	6	2006
Austin Jackson	6	2012
Ian Kinsler	6	2017
Four Players	5	

**CLUB LEADERS**

2007, 2009, 2016	8
1999	7
2006	7
Seven Seasons	6

**TIGERS WALK-OFF HOME RUNS**

<b>Miguel Cabrera</b>			<b>JaCoby Jones</b>		
Date	Opponent	Pitcher	Date	Opponent	Pitcher
6/20/2003	Tampa Bay	Al Levine	4/20/2018 (Gm. 1)	Kansas City	Brad Keller
6/12/2008	Chicago (AL)	Octavio Dotel	<b>Nomar Mazara</b>		
7/9/2008	Cleveland	Jensen Lewis	Date	Opponent	Pitcher
9/3/2011	Chicago (AL)	Sergio Santos	5/9/2018	Detroit	Warwick Saupold
8/5/2012	Cleveland	Chris Perez	<b>Wilson Ramos</b>		
8/17/2013	Kansas City	Aaron Crow	Date	Opponent	Pitcher
6/15/2017	Tampa Bay	Tommy Hunter	6/21/2011	Seattle	David Pauley
<b>Jeimer Candelario</b>			<b>Jonathan Schoop</b>		
Date	Opponent	Pitcher	Date	Opponent	Pitcher
6/9/2018	Cleveland	Cody Allen	7/10/2015	Washington	Tanner Roark
9/7/2018	St. Louis	Jordan Hicks			

**CAREER LEADERS**

Lou Whitaker	8
Kirk Gibson	7
Miguel Cabrera	6
Hank Greenberg	6
Willie Horton	6
Brandon Inge	6
Al Kaline	6

**SINGLE-SEASON LEADERS**

Mickey Tettleton	3	1992
26 Players	2	

**CLUB LEADERS**

1968	7
1988	6
1969	5
1994	5
10 Seasons	4



# TIGERS CAREER TOP TEN

## BATTING LEADERS

### BATTING AVERAGE (min. 2,000 AB)

.369	Ty Cobb	1905-26
.342	Harry Heilmann	1914, 1916-29
.337	Bob Fothergill	1922-30
.325	George Kell	1946-52
.321	Heinie Manush	1923-27
.320	Charlie Gehringer	1924-42
.319	Hank Greenberg	1930, 1933-41, 1945-46
.317	Gee Walker	1931-37
<b>.315</b>	<b>Miguel Cabrera</b>	<b>2008-19</b>
.314	Harvey Kuenn	1952-59

### GAMES

2,834	Al Kaline	1953-74
2,805	Ty Cobb	1905-26
2,390	Lou Whitaker	1977-95
2,323	Charlie Gehringer	1924-42
2,293	Alan Trammell	1977-96
2,114	Sam Crawford	1903-17
2,018	Norm Cash	1960-74
1,989	Harry Heilmann	1914, 1916-29
1,872	Donie Bush	1908-21
1,774	Bill Freehan	1961, 1963-76

### AT-BATS

10,586	Ty Cobb	1905-26
10,116	Al Kaline	1953-74
8,860	Charlie Gehringer	1924-42
8,570	Lou Whitaker	1977-95
8,288	Alan Trammell	1977-96
7,989	Sam Crawford	1903-17
7,297	Harry Heilmann	1914, 1916-29
6,970	Donie Bush	1908-21
6,593	Norm Cash	1960-74
<b>6,459</b>	<b>Miguel Cabrera</b>	<b>2008-20</b>

### RUNS

2,087	Ty Cobb	1905-26
1,775	Charlie Gehringer	1924-42
1,622	Al Kaline	1953-74
1,386	Lou Whitaker	1977-95
1,242	Donie Bush	1908-21
1,231	Alan Trammell	1977-96
1,209	Harry Heilmann	1914, 1916-29
1,117	Sam Crawford	1903-17
1,027	Norm Cash	1960-74
<b>1,008</b>	<b>Miguel Cabrera</b>	<b>2008-20</b>

### HITS

3,902	Ty Cobb	1905-26
3,007	Al Kaline	1953-74
2,839	Charlie Gehringer	1924-42
2,499	Harry Heilmann	1914, 1916-29
2,461	Sam Crawford	1903-17
2,369	Lou Whitaker	1977-95
2,365	Alan Trammell	1977-96
<b>2,024</b>	<b>Miguel Cabrera</b>	<b>2008-20</b>
1,859	Bobby Veach	1912-23
1,793	Norm Cash	1960-74

### TOTAL BASES

5,472	Ty Cobb	1905-26
4,852	Al Kaline	1953-74
4,257	Charlie Gehringer	1924-42
3,778	Harry Heilmann	1914, 1916-29
3,651	Lou Whitaker	1977-95
3,571	Sam Crawford	1903-17
<b>3,483</b>	<b>Miguel Cabrera</b>	<b>2008-20</b>
3,442	Alan Trammell	1977-96
3,233	Norm Cash	1960-74
2,950	Hank Greenberg	1930, 1933-41, 1945-46

### EXTRA-BASE HITS

1,062	Ty Cobb	1905-26
972	Al Kaline	1953-74
904	Charlie Gehringer	1924-42
806	Harry Heilmann	1914, 1916-29
<b>754</b>	<b>Miguel Cabrera</b>	<b>2008-20</b>
741	Hank Greenberg	1930, 1933-41, 1945-46
729	Lou Whitaker	1977-95
721	Sam Crawford	1903-17
654	Norm Cash	1960-74
652	Alan Trammell	1977-96

### DOUBLES

665	Ty Cobb	1905-26
574	Charlie Gehringer	1924-42
498	Al Kaline	1953-74
497	Harry Heilmann	1914, 1916-29
420	Lou Whitaker	1977-95
412	Alan Trammell	1977-96
402	Sam Crawford	1903-17
<b>398</b>	<b>Miguel Cabrera</b>	<b>2008-20</b>
366	Hank Greenberg	1930, 1933-41, 1945-46
345	Bobby Veach	1912-23

### TRIPLES

286	Ty Cobb	1905-26
249	Sam Crawford	1903-17
146	Charlie Gehringer	1924-42
145	Harry Heilmann	1914, 1916-29
136	Bobby Veach	1912-23
75	Al Kaline	1953-74
73	Donie Bush	1908-21
70	Dick McAuliffe	1960-73
69	Hank Greenberg	1930, 1933-41, 1945-46
66	Lu Blue	1921-27

### HOMERUNS

399	Al Kaline	1953-74
373	Norm Cash	1960-74
<b>349</b>	<b>Miguel Cabrera</b>	<b>2008-20</b>
306	Hank Greenberg	1930, 1933-41, 1945-46
262	Willie Horton	1963-77
245	Cecil Fielder	1990-96
244	Lou Whitaker	1977-95
239	Rudy York	1934, 1937-45
212	Lance Parrish	1977-86
200	Bill Freehan	1961, 1963-76

### RUNS BATTED IN (since 1920)

1,582	Al Kaline	1953-74
1,427	Charlie Gehringer	1924-42
<b>1,206</b>	<b>Miguel Cabrera</b>	<b>2008-20</b>
1,202	Hank Greenberg	1930, 1933-41, 1945-46
1,133	Harry Heilmann	1914, 1916-29
1,088	Norm Cash	1960-74
1,084	Lou Whitaker	1977-95
1,003	Alan Trammell	1977-96
937	Rudy York	1934, 1937-45
886	Willie Horton	1963-77

### WALKS

1,277	Al Kaline	1953-74
1,197	Lou Whitaker	1977-95
1,186	Charlie Gehringer	1924-42
1,148	Ty Cobb	1905-26
1,125	Donie Bush	1908-21
1,025	Norm Cash	1960-74
850	Alan Trammell	1977-96
842	Dick McAuliffe	1960-73
<b>837</b>	<b>Miguel Cabrera</b>	<b>2008-20</b>
792	Harry Heilmann	1914, 1916-29

### STRIKEOUTS

<b>1,220</b>	<b>Miguel Cabrera</b>	<b>2008-20</b>
1,189	Brandon Inge	2001-12
1,099	Lou Whitaker	1977-95
1,081	Norm Cash	1960-74
1,020	Al Kaline	1953-74
945	Willie Horton	1963-77
932	Dick McAuliffe	1960-73
931	Travis Fryman	1990-97
930	Kirk Gibson	1979-87, 1993-95
926	Cecil Fielder	1990-96

### STOLEN BASES

865	Ty Cobb	1905-26
400	Donie Bush	1908-21
317	Sam Crawford	1903-17
294	Ron LeFlore	1974-79
236	Alan Trammell	1977-96
194	Kirk Gibson	1979-87, 1993-95
190	George Moriarty	1909-15
189	Bobby Veach	1912-23
181	Charlie Gehringer	1924-42
143	Lou Whitaker	1977-95

### CAUGHT STEALING

188	Ty Cobb	1905-26
109	Alan Trammell	1977-96
98	Ron LeFlore	1974-79
89	Charlie Gehringer	1924-42
75	Bobby Veach	1912-23
75	Lou Whitaker	1977-95
71	Donie Bush	1908-21
65	Al Kaline	1953-74
64	Harry Heilmann	1914, 1916-29
64	Kirk Gibson	1979-87, 1993-95

### ON-BASE PERCENTAGE

#### (min. 2,000 AB)

.434	Ty Cobb	1905-26
.420	Johnny Bassler	1921-27
.412	Hank Greenberg	1930, 1933-41, 1945-46
.410	Harry Heilmann	1914, 1916-29
.404	Charlie Gehringer	1924-42
.403	Lu Blue	1921-27
.396	Dick Wakefield	1941-49
.395	Tony Phillips	1990-94
<b>.392</b>	<b>Miguel Cabrera</b>	<b>2008-20</b>
.391	George Kell	1946-52

### SLUGGING PERCENTAGE

#### (min. 2,000 AB)

.616	Hank Greenberg	1930, 1933-41, 1945-46
<b>.539</b>	<b>Miguel Cabrera</b>	<b>2008-20</b>
.518	Harry Heilmann	1914, 1916-29
.517	Ty Cobb	1905-26
.503	Rudy York	1934, 1937-45
.502	Tony Clark	1995-2001
.501	Rocky Colavito	1960-63
.498	Cecil Fielder	1990-96
.490	Norm Cash	1960-74
.484	Curtis Granderson	2004-09



## PITCHING LEADERS

### WINS

222	Hooks Dauss	1912-26
208	George Mullin	1902-13
207	Mickey Lolich	1963-75
200	Hal Newhouser	1939-53
198	Jack Morris	1977-90
194	Tommy Bridges	1930-43, 1945-46
183	Justin Verlander	2005-17
161	Dizzy Trout	1939-52
141	Wild Bill Donovan	1903-12, 1918
133	Earl Whitehill	1923-32

### LOSSES

182	Hooks Dauss	1912-26
179	George Mullin	1902-13
175	Mickey Lolich	1963-75
153	Dizzy Trout	1939-52
150	Jack Morris	1977-90
148	Hal Newhouser	1939-53
138	Tommy Bridges	1930-43, 1945-46
119	Earl Whitehill	1923-32
114	Justin Verlander	2005-17
110	Frank Lary	1954-64

### EARNED RUN AVERAGE

(min. 1,000.0 IP)

2.34	Harry Coveleski	1914-18
2.38	Ed Killian	1904-10
2.49	Wild Bill Donovan	1903-12, 1918
2.61	Ed Siever	1901-02, 1906-08
2.76	George Mullin	1902-13
2.83	John Hiller	1965-70, 1972-80
2.89	Ed Willett	1906-13
3.06	Jean Dubuc	1912-16
3.07	Hal Newhouser	1939-53
3.09	Bernie Boland	1915-20

### GAMES

545	John Hiller	1965-70, 1972-80
538	Hooks Dauss	1912-26
508	Mickey Lolich	1963-75
493	Dizzy Trout	1939-52
491	Mike Henneman	1987-95
480	Todd Jones	1997-2001, 2006-08
460	Hal Newhouser	1939-53
435	George Mullin	1902-13
430	Jack Morris	1977-90
424	Tommy Bridges	1930-43, 1945-46

### GAMES STARTED

459	Mickey Lolich	1963-75
408	Jack Morris	1977-90
395	George Mullin	1902-13
388	Hooks Dauss	1912-26
380	Justin Verlander	2005-17
373	Hal Newhouser	1939-53
362	Tommy Bridges	1930-43, 1945-46
305	Dizzy Trout	1939-52
287	Earl Whitehill	1923-32
274	Frank Lary	1954-64
274	Dan Petry	1979-87, 1990-91

### COMPLETE GAMES

336	George Mullin	1902-13
245	Hooks Dauss	1912-26
213	Wild Bill Donovan	1903-12, 1918
212	Hal Newhouser	1939-53
200	Tommy Bridges	1930-43, 1945-46
190	Mickey Lolich	1963-75
156	Dizzy Trout	1939-52
154	Jack Morris	1977-90
148	Earl Whitehill	1923-32
142	Ed Killian	1904-10

### SHUTOUTS

39	Mickey Lolich	1963-75
34	George Mullin	1902-13
33	Tommy Bridges	1930-43, 1945-46
33	Hal Newhouser	1939-53
29	Wild Bill Donovan	1903-12, 1918
28	Dizzy Trout	1939-52
26	Denny McLain	1963-70
24	Jack Morris	1977-90
22	Hooks Dauss	1912-26
20	Virgil Trucks	1941-43, 1945-52, 1956
20	Frank Lary	1954-64

### SAVES

235	Todd Jones	1997-2001, 2006-08
154	Mike Henneman	1987-95
125	John Hiller	1965-70, 1972-80
120	Guillermo Hernandez	1984-89
119	Jose Valverde	2010-13
85	Aurelio Lopez	1979-85
70	Fernando Rodney	2002-09
65	Shane Greene	2015-19
55	Terry Fox	1961-66
51	Francisco Rodriguez	2016-17

### INNINGS PITCHED

3,394.0	George Mullin	1902-13
3,390.2	Hooks Dauss	1912-26
3,361.2	Mickey Lolich	1963-75
3,042.2	Jack Morris	1977-90
2,944.0	Hal Newhouser	1939-53
2,826.1	Tommy Bridges	1930-43, 1945-46
2,591.2	Dizzy Trout	1939-52
2,511.0	Justin Verlander	2005-17
2,171.1	Earl Whitehill	1923-32
2,137.1	Wild Bill Donovan	1903-12, 1918

### HITS ALLOWED

3,407	Hooks Dauss	1912-26
3,206	George Mullin	1902-13
3,093	Mickey Lolich	1963-75
2,767	Jack Morris	1977-90
2,675	Tommy Bridges	1930-43, 1945-46
2,639	Hal Newhouser	1939-53
2,504	Dizzy Trout	1939-52
2,329	Earl Whitehill	1923-32
2,225	Justin Verlander	2005-17
1,975	Frank Lary	1954-64

### RUNS ALLOWED

1,594	Hooks Dauss	1912-26
1,480	George Mullin	1902-13
1,415	Mickey Lolich	1963-75
1,382	Jack Morris	1977-90
1,321	Tommy Bridges	1930-43, 1945-46
1,225	Earl Whitehill	1923-32
1,181	Hal Newhouser	1939-53
1,101	Dizzy Trout	1939-52
1,057	Justin Verlander	2005-17
949	Vic Sorrell	1928-37

### EARNED RUNS ALLOWED

1,289	Mickey Lolich	1963-75
1,262	Jack Morris	1977-90
1,245	Hooks Dauss	1912-26
1,122	Tommy Bridges	1930-43, 1945-46
1,042	George Mullin	1902-13
1,004	Earl Whitehill	1923-32
1,003	Hal Newhouser	1939-53
975	Justin Verlander	2005-17
922	Dizzy Trout	1939-52
823	Vic Sorrell	1928-37

### HOME RUNS ALLOWED

329	Mickey Lolich	1963-75
321	Jack Morris	1977-90
240	Justin Verlander	2005-17
223	Jim Bunning	1955-63
195	Denny McLain	1963-70
187	Dan Petry	1979-87, 1990-91
182	Frank Tanana	1985-92
181	Tommy Bridges	1930-43, 1945-46
180	Frank Lary	1954-64
165	Paul Foytack	1953, 1955-63

### HIT BY PITCHES

121	Hooks Dauss	1912-26
116	George Mullin	1902-13
93	Ed Willett	1906-13
91	Mickey Lolich	1963-75
90	Frank Lary	1954-64
83	Justin Verlander	2005-17
73	Jim Bunning	1955-63
68	Ed Killian	1904-10
65	Wild Bill Donovan	1903-12, 1918
65	Earl Whitehill	1923-32

### WALKS

1,227	Hal Newhouser	1939-53
1,192	Tommy Bridges	1930-43, 1945-46
1,106	George Mullin	1902-13
1,086	Jack Morris	1977-90
1,067	Hooks Dauss	1912-26
1,014	Mickey Lolich	1963-75
978	Dizzy Trout	1939-52
831	Earl Whitehill	1923-32
766	Justin Verlander	2005-17
744	Dan Petry	1979-87, 1990-91

### STRIKEOUTS

2,679	Mickey Lolich	1963-75
2,373	Justin Verlander	2005-17
1,980	Jack Morris	1977-90
1,770	Hal Newhouser	1939-53
1,674	Tommy Bridges	1930-43, 1945-46
1,406	Jim Bunning	1955-63
1,380	George Mullin	1902-13
1,201	Hooks Dauss	1912-26
1,199	Dizzy Trout	1939-52
1,150	Denny McLain	1963-70



# TIGERS SINGLE-SEASON TOP TEN

## BATTING LEADERS

### BATTING AVERAGE

.420	Ty Cobb	1911
.410	Ty Cobb	1912
.403	Harry Heilmann	1923
.401	Ty Cobb	1922
.398	Harry Heilmann	1927
.394	Harry Heilmann	1921
.393	Harry Heilmann	1925
.390	Ty Cobb	1913
.389	Ty Cobb	1921
.385	Ty Cobb	1910

### GAMES PLAYED

163	Rocky Colavito	1961
162	Jimmy Barrett	1904
162	Jake Wood	1961
162	Dick McAuliffe	1964
162	Don Wert	1965
162	Ed Brinkman	1973
162	Rusty Staub	1978
162	Cecil Fielder	1991
162	Brian Hunter	1997
162	Prince Fielder	2012
162	Prince Fielder	2013

### AT-BATS

684	Ian Kinsler	2014
679	Harvey Kuenn	1953
666	Ron LeFlore	1978
663	Jake Wood	1961
659	Travis Fryman	1992
658	Brian Hunter	1997
656	Harvey Kuenn	1954
652	Ron LeFlore	1977
643	Lou Whitaker	1983
642	Rusty Staub	1978

### RUNS

147	Ty Cobb	1911
144	Ty Cobb	1915
144	Charlie Gehringer	1930
144	Charlie Gehringer	1936
144	Hank Greenberg	1938
137	Hank Greenberg	1937
135	Charlie Gehringer	1934
133	Charlie Gehringer	1937
133	Charlie Gehringer	1938
131	Lu Blue	1922
131	Charlie Gehringer	1929

### HITS

248	Ty Cobb	1911
237	Harry Heilmann	1921
227	Ty Cobb	1912
227	Charlie Gehringer	1936
225	Ty Cobb	1917
225	Harry Heilmann	1925
218	George Kell	1950
217	Sam Crawford	1911
216	Ty Cobb	1909
216	Magglio Ordoñez	2007

### TOTAL BASES

397	Hank Greenberg	1937
389	Hank Greenberg	1935
384	Hank Greenberg	1940
380	Hank Greenberg	1938
377	Miguel Cabrera	2012
367	Ty Cobb	1911
365	Harry Heilmann	1921
363	Dale Alexander	1929
356	Hank Greenberg	1934
356	Charlie Gehringer	1936

### EXTRA-BASE HITS

103	Hank Greenberg	1937
99	Hank Greenberg	1940
98	Hank Greenberg	1935
96	Hank Greenberg	1934
87	Charlie Gehringer	1936
85	Hank Greenberg	1938
85	Rudy York	1940
84	Curtis Granderson	2007
84	Miguel Cabrera	2010
84	Miguel Cabrera	2012

### DOUBLES

63	Hank Greenberg	1934
60	Charlie Gehringer	1936
56	George Kell	1950
55	Gee Walker	1936
54	Magglio Ordoñez	2007
52	Miguel Cabrera	2014
50	Harry Heilmann	1927
50	Charlie Gehringer	1934
50	Hank Greenberg	1940
49	Hank Greenberg	1937

### TRIPLES

26	Sam Crawford	1914
25	Sam Crawford	1903
24	Ty Cobb	1911
23	Ty Cobb	1912
23	Sam Crawford	1913
23	Ty Cobb	1917
23	Curtis Granderson	2007
21	Sam Crawford	1912
20	Ty Cobb	1908
19	Sam Crawford	1910
19	Sam Crawford	1915
19	Charlie Gehringer	1929
19	Roy Johnson	1931
19	Barney McCosky	1940

### HOME RUNS

58	Hank Greenberg	1938
51	Cecil Fielder	1990
45	Rocky Colavito	1961
44	Hank Greenberg	1946
44	Cecil Fielder	1991
44	Miguel Cabrera	2012
44	Miguel Cabrera	2013
41	Hank Greenberg	1940
41	Norm Cash	1961
40	Hank Greenberg	1937
40	Darrell Evans	1985

### RUNS BATTED IN (since 1920)

183	Hank Greenberg	1937
170	Hank Greenberg	1935
150	Hank Greenberg	1940
146	Hank Greenberg	1938
140	Rocky Colavito	1961
139	Harry Heilmann	1921
139	Hank Greenberg	1934
139	Magglio Ordoñez	2007
139	Miguel Cabrera	2012
137	Dale Alexander	1929
137	Miguel Cabrera	2013

### WALKS

137	Roy Cullenbine	1947
135	Eddie Yost	1959
132	Tony Phillips	1993
125	Eddie Yost	1960
124	Norm Cash	1961
122	Mickey Tettleton	1992
120	Eddie Lake	1947
119	Hank Greenberg	1938
118	Donie Bush	1915
118	Ty Cobb	1915

### STRIKEOUTS

182	Cecil Fielder	1990
181	Austin Jackson	2011
179	Justin Upton	2016
178	J.D. Martinez	2015
175	Rob Deer	1991
174	Curtis Granderson	2006
170	Brandon Inge	2009
170	Austin Jackson	2010
160	Jeimer Candelario	2018
158	Melvin Nieves	1996

### STOLEN BASES

96	Ty Cobb	1915
83	Ty Cobb	1911
78	Ron LeFlore	1979
76	Ty Cobb	1909
74	Brian Hunter	1997
68	Ty Cobb	1916
68	Ron LeFlore	1978
65	Ty Cobb	1910
61	Ty Cobb	1912
58	Ron LeFlore	1976

### SLUGGING PERCENTAGE

.683	Hank Greenberg	1938
.670	Hank Greenberg	1940
.668	Hank Greenberg	1937
.662	Norm Cash	1961
.636	Miguel Cabrera	2013
.632	Harry Heilmann	1923
.628	Hank Greenberg	1935
.622	Miguel Cabrera	2010
.622	Hank Greenberg	1939
.621	Ty Cobb	1911

### ON-BASE PERCENTAGE

.487	Norm Cash	1961
.486	Ty Cobb	1915
.481	Harry Heilmann	1923
.475	Harry Heilmann	1927
.468	Ty Cobb	1925
.467	Ty Cobb	1913
.467	Ty Cobb	1911
.462	Ty Cobb	1922
.458	Charlie Gehringer	1937
.458	Ty Cobb	1912

### PINCH HITS

19	Bob Fothergill	1929
18	Gates Brown	1968
17	Sammy Hale	1920
17	Vic Wertz	1962
16	Gates Brown	1974
15	Gus Zernial	1958
13	Billy Rhiel	1932
13	Pat Mullin	1953
13	Gates Brown	1966
13	Dalton Jones	1971

### CONSECUTIVE-GAME HIT STREAKS

(Within a Single Season)

40	Ty Cobb	1911
35	Ty Cobb	1917
30	Goose Goslin	1934
30	Ron LeFlore	1976
29	Dale Alexander	1930
29	Pete Fox	1935
27	Gee Walker	1937
27	Ron LeFlore	1978
26	John Stone	1930
25	Ty Cobb	1906
25	John Stone	1931





**PITCHING LEADERS**

**WINS**

31	Denny McLain	1968
29	George Mullin	1909
29	Hal Newhouser	1944
27	Dizzy Trout	1944
26	Hal Newhouser	1946
25	Wild Bill Donovan	1907
25	Ed Killian	1907
25	Hal Newhouser	1945
25	Mickey Lolich	1971
24	Ed Summers	1908
24	Hooks Dauss	1915
24	Schoolboy Rowe	1934
24	Denny McLain	1969
24	Justin Verlander	2011

**LOSSES**

23	George Mullin	1904
21	George Mullin	1905
21	Hooks Dauss	1920
21	Mickey Lolich	1974
21	Mike Maroth	2003
20	Ed Killian	1904
20	George Mullin	1907
20	Bobo Newsom	1941
20	Art Houtteman	1952
19	Herman Pillette	1923
19	Virgil Trucks	1952
19	Mickey Lolich	1970
19	Lerrin LaGrow	1974
19	Jeremy Bonderman	2003

**EARNED RUN AVERAGE  
(min. 1.0 IP Per Team Game)**

1.64	Ed Summers	1908
1.71	Ed Killian	1909
1.78	Ed Killian	1907
1.81	Hal Newhouser	1945
1.91	Ed Siever	1902
1.94	Hal Newhouser	1946
1.96	Denny McLain	1968
1.97	Harry Coveleski	1916
2.02	Al Benton	1945
2.08	Wild Bill Donovan	1908

**GAMES**

88	Mike Myers	1997
88	Sean Runyan	1998
83	Mike Myers	1996
80	Guillermo Hernandez	1984
78	Jamie Walker	2003
75	Jose Valverde	2011
74	Guillermo Hernandez	1985
74	Phil Coke	2010
73	Fernando Rodney	2009
73	Joaquin Benoit	2012
73	<b>Buck Farmer</b>	<b>2019</b>

**GAMES STARTED**

45	Mickey Lolich	1971
44	George Mullin	1904
42	George Mullin	1907
42	Mickey Lolich	1973
41	George Mullin	1905
41	Denny McLain	1968
41	Denny McLain	1969
41	Mickey Lolich	1972
41	Joe Coleman	1974
41	Mickey Lolich	1974

**COMPLETE GAMES**

42	George Mullin	1904
35	Roscoe Miller	1901
35	George Mullin	1905
35	George Mullin	1906
35	George Mullin	1907
34	Wild Bill Donovan	1903
33	Ed Killian	1905
33	Dizzy Trout	1944
32	Ed Killian	1904
31	George Mullin	1903

**SHUTOUTS**

9	Denny McLain	1969
8	Ed Killian	1905
8	Hal Newhouser	1945
7	George Mullin	1904
7	Dizzy Trout	1944
7	Billy Hoelt	1955
6	Many times	

**SAVES**

49	Jose Valverde	2011
44	Francisco Rodriguez	2016
42	Todd Jones	2000
38	John Hiller	1973
38	Todd Jones	2007
37	Todd Jones	2006
37	Fernando Rodney	2009
35	Jose Valverde	2012
35	Joe Nathan	2014
32	Guillermo Hernandez	1984
32	Shane Greene	2018

**INNINGS PITCHED**

382.1	George Mullin	1904
376.0	Mickey Lolich	1971
357.1	George Mullin	1907
352.1	Dizzy Trout	1944
347.2	George Mullin	1905
336.0	Denny McLain	1968
332.0	Roscoe Miller	1901
331.2	Ed Killian	1904
330.0	George Mullin	1906
327.1	Mickey Lolich	1972

**HITS ALLOWED**

346	George Mullin	1907
345	George Mullin	1904
339	Roscoe Miller	1901
336	Mickey Lolich	1971
334	Ed Siever	1901
331	Hooks Dauss	1923
315	George Mullin	1906
315	Mickey Lolich	1973
314	Dizzy Trout	1944
310	Mickey Lolich	1974

**RUNS ALLOWED**

168	Roscoe Miller	1901
166	Ed Siever	1901
160	Joe Coleman	1974
158	Hooks Dauss	1920
155	George Mullin	1902
155	Mickey Lolich	1974
154	George Mullin	1904
153	George Mullin	1907
152	Vic Sorrell	1929
152	Earl Whitehill	1931

**EARNED RUNS ALLOWED**

142	Mickey Lolich	1974
137	Joe Coleman	1974
131	Howard Ehmke	1922
131	Mickey Lolich	1973
130	Vic Sorrell	1929
128	Bobo Newsom	1941
127	Hooks Dauss	1923
127	Roxie Lawson	1937
126	Earl Whitehill	1929
125	Jack Morris	1990

**HOMERUNS ALLOWED**

42	Denny McLain	1966
40	Jack Morris	1986
39	Jack Morris	1987
<b>39</b>	<b>Matthew Boyd</b>	<b>2019</b>
38	Jim Bunning	1963
38	Mickey Lolich	1974
37	Jim Bunning	1959
37	Jack Morris	1982
37	Dan Petry	1983
36	Mickey Lolich	1971

**WALKS**

158	Joe Coleman	1974
142	Paul Foytack	1956
138	George Mullin	1905
137	Hal Newhouser	1941
131	George Mullin	1904
124	Howard Ehmke	1920
124	Virgil Trucks	1949
122	Mickey Lolich	1969
119	Tommy Bridges	1932
118	Earl Whitehill	1931
118	Bobo Newsom	1941

**WALKS PER NINE INNINGS**

1.29	Fred Hutchinson	1951
1.33	Frank Kitson	1903
1.40	Dave Rozema	1977
1.53	Ed Siever	1902
1.64	Ed Summers	1908
1.66	Ed Summers	1909
1.69	Denny McLain	1968
1.70	Ed Siever	1907
1.71	Frank Kitson	1904
1.72	Jack Cronin	1901

**STRIKEOUTS**

308	Mickey Lolich	1971
280	Denny McLain	1968
275	Hal Newhouser	1946
271	Mickey Lolich	1969
269	Justin Verlander	2009
254	Justin Verlander	2016
252	Max Scherzer	2014
250	Mickey Lolich	1972
250	Justin Verlander	2011
240	Max Scherzer	2013

**STRIKEOUTS PER NINE INNINGS**

<b>11.56</b>	<b>Matthew Boyd</b>	<b>2019</b>
11.08	Max Scherzer	2012
10.29	Max Scherzer	2014
10.09	Justin Verlander	2009
10.08	Max Scherzer	2013
10.04	Justin Verlander	2016
9.99	Anibal Sanchez	2013
9.21	Justin Verlander	2017
9.03	Justin Verlander	2012
8.96	Justin Verlander	2011



# TIGERS SINGLE-SEASON ROOKIE TOP TEN

## BATTING LEADERS

### BATTING AVERAGE

.343	Dale Alexander	1929
.316	Dick Wakefield	1943
.314	Roy Johnson	1929
.311	Barney McCosky	1939
.308	Harvey Kuenn	1953
.308	Lu Blue	1921
.301	Hank Greenberg	1933
.300	Topper Rigney	1922
.293	Austin Jackson	2010
.291	Ricky Peters	1980

### GAMES PLAYED

162	Jake Wood	1961
157	Donie Bush	1909
155	Topper Rigney	1922
155	Dale Alexander	1929
155	Dick Wakefield	1943
155	Harvey Kuenn	1953
154	Milt Cuyler	1991
153	Lu Blue	1921
151	Steve Kemp	1977
151	Austin Jackson	2010

### AT-BATS

679	Harvey Kuenn	1953
663	Jake Wood	1961
640	Roy Johnson	1929
633	Dick Wakefield	1943
626	Dale Alexander	1929
618	Austin Jackson	2010
611	Barney McCosky	1939
590	Harry Davis	1932
585	Lu Blue	1921
575	Joe Hoover	1943

### RUNS

128	Roy Johnson	1929
120	Barney McCosky	1939
114	Donie Bush	1909
110	Dale Alexander	1929
103	Lu Blue	1921
103	Austin Jackson	2010
96	Jake Wood	1961
94	Harvey Kuenn	1953
92	Harry Davis	1932
91	Dick Wakefield	1943

### HITS

215	Dale Alexander	1929
209	Harvey Kuenn	1953
201	Roy Johnson	1929
200	Dick Wakefield	1943
190	Barney McCosky	1939
181	Austin Jackson	2010
180	Lu Blue	1921
171	Jake Wood	1961
161	Topper Rigney	1922
159	Harry Davis	1932

### TOTAL BASES

363	Dale Alexander	1929
304	Roy Johnson	1929
275	Dick Wakefield	1943
263	Barney McCosky	1939
262	Harvey Kuenn	1953
250	Lu Blue	1921
249	Jake Wood	1961
247	Matt Nokes	1987
247	Austin Jackson	2010
244	Rudy York	1937

### EXTRA-BASE HITS

83	Dale Alexander	1929
69	Roy Johnson	1929
56	Rudy York	1937
53	Dick Wakefield	1943
51	Barney McCosky	1939
51	Steve Kemp	1977
49	Lu Blue	1921
49	Harry Davis	1932
48	Hank Greenberg	1933
48	Matt Nokes	1987
48	Austin Jackson	2010
48	Niko Goodrum	2018

### DOUBLES

45	Roy Johnson	1929
43	Dale Alexander	1929
38	Dick Wakefield	1943
34	Austin Jackson	2010
33	Lu Blue	1921
33	Hank Greenberg	1933
33	Barney McCosky	1939
33	Harvey Kuenn	1953
32	Harry Davis	1932
31	Nicholas Castellanos	2014

### TRIPLES

17	Charlie Gehringer	1926
15	Dale Alexander	1929
14	Roy Johnson	1929
14	Barney McCosky	1939
14	Jake Wood	1961
13	Harry Davis	1932
13	Pete Fox	1933
11	Charlie Carr	1903
11	Lu Blue	1921
11	Jackie Tavener	1925
11	Liz Funk	1930
11	Bill Tuttle	1954

### HOME RUNS

35	Rudy York	1937
32	Matt Nokes	1987
27	Tony Clark	1996
25	Dale Alexander	1929
23	Craig Monroe	2003
18	Norm Cash	1960
18	Steve Kemp	1977
18	Gabe Kapler	1999
18	Eric Munson	2003
17	Jason Thompson	1976

### RUNS BATTED IN (since 1920)

137	Dale Alexander	1929
103	Rudy York	1937
88	Steve Kemp	1977
87	Hank Greenberg	1933
87	Matt Nokes	1987
79	Dick Wakefield	1943
75	Lu Blue	1921
74	Harry Davis	1932
73	Johnny Groth	1949
72	Tony Clark	1996

### WALKS

103	Lu Blue	1921
88	Donie Bush	1909
71	Steve Kemp	1977
70	Barney McCosky	1939
68	Topper Rigney	1922
68	Steve Boros	1961
68	Jason Thompson	1976
67	Roy Johnson	1929
65	Johnny Groth	1949
65	Norm Cash	1960

### STRIKEOUTS

170	Austin Jackson	2010
141	Jake Wood	1961
140	Nicholas Castellanos	2014
132	Niko Goodrum	2018
127	Tony Clark	1996
107	Bobby Higginson	1995
103	Christian Stewart	2019
101	Joe Hoover	1943
99	Brennan Boesch	2010
94	Leon Roberts	1975

### STOLEN BASES

53	Donie Bush	1909
41	Milt Cuyler	1991
30	Jake Wood	1961
28	Baldy Louden	1912
27	Austin Jackson	2010
23	George Burns	1914
23	Ron LeFlore	1974
22	Bobby Veach	1913
21	Quintin Berry	2012
20	Delos Drake	1911
20	Roy Johnson	1929
20	Barney McCosky	1939
20	Kimera Barte	1996

### ON-BASE PERCENTAGE

.416	Lu Blue	1921
.397	Dale Alexander	1929
.384	Barney McCosky	1939
.380	Topper Rigney	1922
.380	Donie Bush	1909
.379	Roy Johnson	1929
.377	Dick Wakefield	1943
.369	Ricky Peters	1980
.367	Hank Greenberg	1933
.361	Lou Whitaker	1978

### SLUGGING PERCENTAGE

.580	Dale Alexander	1929
.536	Matt Nokes	1987
.475	Roy Johnson	1929
.468	Hank Greenberg	1933
.434	Dick Wakefield	1943
.430	Barney McCosky	1939
.427	Lu Blue	1921
.424	Pete Fox	1933
.422	Steve Kemp	1977
.416	Brennan Boesch	2010



## PITCHING LEADERS

### WINS

24	Ed Summers	1908
23	Roscoe Miller	1901
19	Herman Pilette	1922
19	Mark Fidrych	1976
18	Ed Siever	1901
17	Earl Whitehill	1924
17	Justin Verlander	2006
15	Dave Rozema	1977
14	Virgil Trucks	1942
14	Frank Lary	1955
14	Rick Porcello	2009

### LOSSES

19	Jeremy Bonderman	2003
17	<b>Spencer Turnbull</b>	<b>2019</b>
16	George Mullin	1902
16	Tommy Bridges	1931
15	Ed Siever	1901
15	Frank Lary	1955
14	Rudy Kallio	1918
14	Rufe Gentry	1944
13	Roscoe Miller	1901
13	George Zuerink	1954
13	Ray Bare	1975
13	Felipe Lira	1995

### EARNED RUN AVERAGE

(min. 1.0 IP Per Team Game)

1.64	Ed Summers	1908
2.34	Mark Fidrych	1976
2.48	Hooks Daus	1913
2.74	Virgil Trucks	1942
2.85	Herman Pilette	1922
2.91	Hal White	1942
2.95	Roscoe Miller	1901
3.09	Dave Rozema	1977
3.10	Frank Lary	1955
3.11	Bernie Boland	1915

### GAMES

88	Sean Runyan	1998
83	Mike Myers	1996
66	Chris Spurling	2003
65	Mike Munoz	1992
62	Joel Zumaya	2006
61	Chuck Seelbach	1972
55	Mike Henneman	1987
55	Daniel Stumpf	2017
53	Ryan Perry	2009
49	Masao Kida	1999
49	Brad Thomas	2010

### GAMES STARTED

37	Herman Pilette	1922
36	Roscoe Miller	1901
33	Ed Siever	1901
32	Ed Summers	1908
32	Earl Whitehill	1924
31	Frank Lary	1955
31	Vern Ruhle	1975
31	Brian Moehler	1997
31	Rick Porcello	2009
30	George Mullin	1902
30	Rufe Gentry	1944
30	Justin Verlander	2006
30	Spencer Turnbull	2019

### COMPLETE GAMES

35	Roscoe Miller	1901
30	Ed Siever	1901
25	George Mullin	1902
24	Mark Fidrych	1976
23	Ed Summers	1908
22	Hooks Daus	1913
18	Herman Pilette	1922
16	Earl Whitehill	1924
16	Sam Gibson	1926
16	Frank Lary	1955
16	Dave Rozema	1977

### SHUTOUTS

5	Ed Summers	1908
4	Herman Pilette	1922
4	Hal White	1942
4	Mike Kilkenny	1969
4	Mark Fidrych	1976
3	Roscoe Miller	1901
3	Sailor Stroud	1910
3	Stubby Overmire	1943
3	Rufe Gentry	1944
3	Vern Ruhle	1975

### SAVES

14	Chuck Seelbach	1972
12	Terry Fox	1961
10	Mike Marshall	1967
9	Fred Lasher	1967
8	Jess Doyle	1925
7	Jim Middleton	1921
7	Fred Gladding	1963
7	Fred Gladding	1964
7	Pat Dobson	1968
7	Daryl Patterson	1968
7	Mike Henneman	1987

### INNINGS PITCHED

332.0	Roscoe Miller	1901
301.0	Ed Summers	1908
288.2	Ed Siever	1901
274.2	Herman Pilette	1922
260.0	George Mullin	1902
250.1	Mark Fidrych	1976
235.0	Frank Lary	1955
233.0	Earl Whitehill	1924
225.0	Hooks Daus	1913
218.1	Dave Rozema	1977

### HITS ALLOWED

339	Roscoe Miller	1901
334	Ed Siever	1901
282	George Mullin	1902
271	Ed Summers	1908
270	Herman Pilette	1922
260	Earl Whitehill	1924
232	Ken Holloway	1923
232	Frank Lary	1955
222	Dave Rozema	1977
217	Mark Fidrych	1976

### RUNS ALLOWED

168	Roscoe Miller	1901
166	Ed Siever	1901
155	George Mullin	1902
125	Earl Whitehill	1924
120	Tommy Bridges	1931
118	Jeremy Bonderman	2003
117	Ken Holloway	1923
113	Ed Lafitte	1911
112	Ed Summers	1908
110	Herman Pilette	1922

### EARNED RUNS ALLOWED

109	Roscoe Miller	1901
106	George Mullin	1902
104	Ed Siever	1901
101	Jeff Weaver	1999
100	Earl Whitehill	1924
100	Jeremy Bonderman	2003
96	Ken Holloway	1923
96	Tommy Bridges	1931
96	Rufe Gentry	1944
91	Vic Sorrell	1928
91	Brian Moehler	1997

### HOME RUNS ALLOWED

29	Jerry Ujdur	1982
28	Armando Galarraga	2008
27	Jeff Weaver	1999
25	Dave Rozema	1977
23	Jeremy Bonderman	2003
23	Rick Porcello	2009
22	George Zuerink	1954
22	Brian Moehler	1997
21	Justin Verlander	2006
17	Eight pitchers	

### WALKS

108	Tommy Bridges	1931
108	Rufe Gentry	1944
98	Roscoe Miller	1901
98	Les Cain	1970
95	George Mullin	1902
95	Herman Pilette	1922
89	Frank Lary	1955
83	Vic Sorrell	1928
82	Hooks Daus	1913
82	Hal White	1942

### STRIKEOUTS

156	Les Cain	1970
146	<b>Spencer Turnbull</b>	<b>2019</b>
132	<b>Michael Fulmer</b>	<b>2016</b>
126	Armando Galarraga	2008
124	Justin Verlander	2006
114	Jeff Weaver	1999
108	Jeremy Bonderman	2003
107	Hooks Daus	1913
105	Tommy Bridges	1931
103	Ed Summers	1908
103	Mickey Lolich	1963
103	Mark Leiter	1991



# TIGERS CAREER TOP TEN

## GAMES PLAYED BY POSITION

### CATCHER

Bill Freehan	1,581
Oscar Stanage	1,072
Lance Parrish	1,039
Johnny Bassler	729
Alex Avila	683
Ray Hayworth	642
Bob Swift	629
Birdie Tebbetts	620
Ivan Rodriguez	578
Larry Woodall	484

### FIRST BASE

Norm Cash	1,912
<b>Miguel Cabrera</b>	<b>1,151</b>
Hank Greenberg	1,019
Rudy York	945
Lu Blue	894
Cecil Fielder	748
Tony Clark	681
Jason Thompson	602
Dave Bergman	582
George Burns	469

### SECOND BASE

Lou Whitaker	2,308
Charlie Gehringer	2,209
Dick McAuliffe	918
Ralph Young	874
Damon Easley	794
Frank Bolling	779
Placido Polanco	625
Ian Kinsler	599
Eddie Mayo	544
Germany Schaefer	483

### SHORTSTOP

Alan Trammell	2,139
Donie Bush	1,845
Billy Rogell	1,148
Harvey Kuenn	747
Deivi Cruz	702
Dick McAuliffe	663
Charley O'Leary	632
Ed Brinkman	628
Johnny Lipon	590
José Iglesias	549

### THIRD BASE

Aurelio Rodriguez	1,236
Don Wert	1,036
Brandon Inge	999
Tom Brookens	979
Pinky Higgins	842
George Kell	826
Bob Jones	774
Travis Fryman	768
Marv Owen	717
George Moriarty	633

### OUTFIELD

Ty Cobb	2,722
Al Kaline	2,488
Sam Crawford	1,906
Bobby Veach	1,565
Harry Heilmann	1,485
Mickey Stanley	1,289
Bobby Higginson	1,274
Jim Northrup	1,190
Willie Horton	1,179
Chet Lemon	1,170

### DESIGNATED HITTER

Victor Martinez	835
Rusty Staub	420
Dmitri Young	299
Kirk Gibson	293
Willie Horton	265
<b>Miguel Cabrera</b>	<b>256</b>
Darrell Evans	253
Cecil Fielder	237
Gary Sheffield	225
Johnny Grubb	151

### PITCHER

John Hiller	545
Hooks Dauss	538
Mickey Lolich	508
Dizzy Trout	493
Mike Henneman	491
Todd Jones	480
Hal Newhouser	460
George Mullin	435
Jack Morris	430
Tommy Bridges	424

## TOP TIGERS SINGLE-SEASON ERRORLESS STREAKS (SINCE 1957)

### CATCHER

James McCann	112	4/8-10/3/2015
Matt Nokes	81	4/28-9/5/1987
Mickey Tettleton	81	5/23-10/3/1992
Bill Freehan	77	4/6-7/16/1970
Dick Brown	75	4/9-7/22/1962
Bill Freehan	74	7/4-9/28/1971
Bill Freehan	72	6/13-8/28/1964
Ivan Rodriguez	67	4/3-7/14/2006
Bill Freehan	65	4/24-7/20/1965
Alex Avila	65	5/31-9/12/2010

### FIRST BASE

Miguel Cabrera	91	5/13-9/23/2017
Darrell Evans	82	5/23-10/4/1987
Sean Casey	80	5/1-8/10/2007
Enos Cabell	72	4/5-8/2/1983
<b>Miguel Cabrera</b>	<b>67</b>	<b>6-13/9/20/2014</b>
Prince Fielder	61	7/21-9/29/2013
<b>Miguel Cabrera</b>	<b>59</b>	<b>8/2-10/6/2009</b>
Prince Fielder	59	6/8-8/13/2012
Carlos Pena	57	7/15-9/28/2004
<b>Miguel Cabrera</b>	<b>56</b>	<b>4/6-6/6/2015</b>

### SECOND BASE

Placido Polanco	141	4/2-9/30/2007
Frank Bolling	72	5/18-8/28/1959
Lou Whitaker	68	4/15-7/3/1990
Placido Polanco	67	5/13-8/6/2009
Scott Fletcher	63	4/26-9/29/1995
Dick McAuliffe	61	7/14-9/20/1968
Damon Easley	60	4/3-7/20/2000
Ramon Santiago	59	4/3-9/4/2011
Damon Easley	58	5/14-7/20/1998
Placido Polanco	53	8/8-10/6/2009

### THIRD BASE

<b>Dawel Lugo</b>	<b>51</b>	<b>5/26-9/10/2019</b>
Don Wert	49	5/14-7/4/1965
Aurelio Rodriguez	48	8/3-9/23/1972
Brandon Inge	48	4/3-9/26/2008
Travis Fryman	46	4/4-5/26/1996
Aurelio Rodriguez	43	6/9-7/27/1978
Tom Brookens	41	5/14-9/29/1984
Steve Boros	40	6/22-9/13/1961
Travis Fryman	40	5/3-6/16/1994
Travis Fryman	40	8/13-9/24/1995
Joe Randa	40	4/30-6/13/1998
Andrew Romine	40	4/16-9/30/2016

### SHORTSTOP

Jhonny Peralta	75	6/21-9/18/2012
Eddie Brinkman	72	5/21-8/4/1972
Eddie Brinkman	56	7/28-9/22/1971
Alan Trammell	51	5/10-7/12/1980
Jhonny Peralta	50	6/10-9/29/2013
Deivi Cruz	48	6/23-8/19/1997
Ramon Santiago	47	7/1-8/27/2003
Alan Trammell	42	4/8-5/29/1985
Deivi Cruz	42	7/30-9/14/1999
José Iglesias	41	4/5-5/24/2016

### OUTFIELD

Magglio Ordonez	140	4/7-9/30/2007
Charlie Maxwell	134	4/20-9/29/1957
Mickey Stanley	132	4/12-10/1/1970
Mickey Stanley	131	4/13-9/22/1968
Al Kaline	129	4/6-9/24/1971
Chet Lemon	107	4/8-8/24/1985
Charlie Maxwell	106	5/28-10/2/1960
Al Kaline	106	5/26-9/28/1966
Austin Jackson	103	4/5-8/24/2012
Luis Gonzalez	100	3/31-7/29/1998

---

# ALL-STAR GAME HISTORY

---





# ALL-STAR GAMES IN DETROIT

## JULY 8, 1941 AMERICAN LEAGUE 7, NATIONAL LEAGUE 5

Detroit hosted the ninth All-Star Game at Briggs Stadium on July 8, 1941. The game was attended by nearly 55,000 fans and they were rewarded as the American League squad rallied for a 5-2 deficit with one run in the eighth inning and four runs in the ninth to defeat the National League. The comeback was capped by a three-run home run off the facing of the right field roof by Hall-of-Famer Ted Williams. Williams would later characterize the home run as one of the most exciting moments of his career. Arky Vaughan led the National League offense in the loss, becoming the first player in All-Star history to hit two home runs in a game while adding a single and four RBI.

Three Tigers players were selected to play in the contest, including first baseman Rudy York, catcher Birdie Tebbetts and righthanded pitcher Al Benton. York was the only Tigers player to appear in the game, finishing 1x3. The American League squad was managed by Tigers skipper Del Baker while Tigers coach Merv Shea served as one of the coaches.

The 1941 All-Star Game also marked the first time brothers had appeared together in a Midsummer Classic. Joe and Dom DiMaggio both appeared in the game for the American League with Joe finishing 1x4 with three runs scored and a RBI and Dom finishing 1x1 with a RBI.

NATIONAL LEAGUE				
	AB	R	H	RBI
Hack (CHC), 3b.....	2	0	0	0
q-Lagetta (BRO), 3b.....	2	0	0	0
Moore (STL), lf.....	5	0	0	1
Reiser (BRO), cf.....	4	0	0	0
Mize (STL), 1b.....	4	1	1	0
p-F. McCormick (CIN), 1b.....	0	0	0	0
Nicholson (CHC), rf.....	1	0	0	0
d-Elliott (PIT), rf.....	1	0	0	0
Slaughter (STL), rf.....	2	1	0	0
r-Vaughan (PIT), ss.....	4	2	3	4
Miller (MIL), ss.....	0	0	0	0
Frey (CIN), 2b.....	1	0	1	0
e-Herman (BRO), 2b.....	3	0	2	0
Owen (BRO), c.....	1	0	0	0
b-Lopez (PIT), c.....	1	0	0	0
m-Danning (NY), c.....	1	0	0	0
Wyatt (BRO), p.....	0	0	0	0
a-Ott (NY), ph.....	1	0	0	0
Derringer (CIN), p.....	0	0	0	0
F-Walters (CIN), p.....	1	1	0	0
l-Medwick (STL), ph.....	1	0	0	0
Passau (CHC), p.....	1	0	0	0
<b>Totals</b> .....	<b>35</b>	<b>5</b>	<b>10</b>	<b>5</b>

AMERICAN LEAGUE				
	AB	R	H	RBI
Doerr (BOS), 2b.....	3	0	0	0
g-Gordon (NY), 2b.....	2	1	0	0
r-Travis (WAS), 3b.....	4	1	1	0
J. DiMaggio (NY), cf.....	4	3	1	1
Williams (BOS), lf.....	4	1	2	4
Heath (CLE), rf.....	2	0	0	0
k-D. DiMaggio (BOS), rf.....	1	0	1	1
Cronin (BOS), ss.....	2	0	0	0
h-Boudreau (CLE), ss.....	2	0	2	1
York (DET), 1b.....	3	0	1	0
Fox (BOS), 1b.....	1	0	0	0
Dickey (NY), c.....	3	0	1	0
o-Hayes (PHI), c.....	1	0	0	0
Feller (CLE), p.....	0	0	0	0
c-Cullenbine (STL) ph.....	1	0	0	0
Lee (CWS), p.....	1	0	0	0
j-Hudson (WAS), p.....	0	0	0	0
n-Keller (NY), p.....	1	0	0	0
E. Smith (CWS), p.....	0	0	0	0
s-Kelner (CLE), ph.....	1	1	0	0
<b>Totals</b> .....	<b>36</b>	<b>7</b>	<b>11</b>	<b>7</b>

a-Struck out for Wyatt in 3rd; b-Replaced Owen at C in 3rd; c-Grounded out for Feller in 3rd; d-Replaced Nicholson at RF in 4th; e-Singled for Frey in 5th; f-Replaced Derringer at P in 5th; g-Replaced Doerr at 2B in 5th; h-Replaced Cronin at SS in 5th; i-Replaced Elliott at RF in 6th; j-Replaced Lee at P in 7th; k-Replaced Heath at RF in 7th; l-Grounded out for Walters in 7th; m-Replaced Lopez at C in 7th; n-Struck out for Hudson in 7th; o-Replaced Dickey at C in 8th; p-Replaced Mize at 1B in 8th; q-Grounded out for Hack in 9th; r-Replaced Vaughan at SS in 9th; s-Singled for Smith in 9th.

E-Reiser 2, Williams, Heath, E. Smith. **LOB-National League 6, American 7.** 2B-Travis, Williams, Walters, Herman, Mize, J. DiMaggio. **HR-Vaughan 2, Williams.** S-Hack, Lopez.

National.....	0	0	0	1	2	2	0	5	10	2
American.....	0	0	0	1	0	1	4	7	11	3

National	IP	H	R	ER	BB	SO
Wyatt	2.0	0	0	0	1	0
Derringer	2.0	2	1	1	0	1
Walters	2.0	3	1	1	2	2
Passau (L)	2.2	6	5	5	1	3

American	IP	H	R	ER	BB	SO
Feller	3.0	1	0	0	0	4
Lee	3.0	4	1	1	0	0
Hudson	1.0	3	2	2	1	1
E. Smith (W)	2.0	2	2	2	0	2

T-2:34. A-54,674. **Umpires**-Summers, Grieve (AL); Jorda, Pinelli (NL).

## JULY 10, 1951 NATIONAL LEAGUE 8, AMERICAN LEAGUE 3

Briggs Stadium hosted the 18th All-Star Game on July 10, 1951 as the Midsummer Classic was again played in Detroit. Over 52,000 fans were in attendance and witnessed a home run barrage as the National League squad thumped a then All-Star record four roundtrippers to defeat the American League 8-3 and claim their second consecutive victory for the first time in All-Star history. The American League chipped in two home runs to raise the game total to six, establishing what was then an All-Star record.

Ralph Kiner drilled a two-run homer for the National League in the eighth inning, which made him the only player in history to homer in three consecutive All-Star games. Stan Musial also established a new All-Star record by being caught stealing twice.

The Tigers were represented by third baseman George Kell, outfielder Vic Wertz and righthanded pitcher Fred Hutchinson. Kell started the game at third base and drilled a solo home run while Wertz started the game in right field and also connected for a solo roundtripper. Hutchinson worked three innings in the loss, allowing three runs on three hits while issuing two walks.

NATIONAL LEAGUE				
	AB	R	H	RBI
Ashburn (PHI), cf.....	4	2	2	0
l-Snyder (BRO), cf.....	0	0	0	0
Dark (NY), ss.....	5	0	1	0
k-Reese (BRO), ss.....	0	0	0	0
Musial (STL), lf-rf.....	4	1	2	1
s-Westlake (STL), lf.....	0	0	0	0
J. Robinson (BRO), 2b.....	4	1	2	0
r-Schoendienst (STL), 2b.....	0	0	0	0
Hodges (BRO), 1b.....	2	2	2	2
Elliott (MIL), 3b.....	2	1	2	2
c-Jones (PHI), 3b.....	2	0	0	0
Ennis (PHI), rf.....	2	0	0	0
d-Kiner (PIT), lf.....	2	1	1	0
m-Wyrostek (CIN), lf.....	1	0	0	0
Campanella (BRO), c.....	4	0	0	0
Roberts (PHI), p.....	0	0	0	0
a-Slaughter (STL), ph.....	1	0	0	0
Maglie (NY), p.....	1	0	0	0
F-Newcombe (BRO), p.....	2	0	1	0
q-Blackwell (CIN), p.....	0	0	0	0
<b>Totals</b> .....	<b>39</b>	<b>8</b>	<b>12</b>	<b>5</b>

AMERICAN LEAGUE				
	AB	R	H	RBI
D. DiMaggio (BOS), cf.....	5	0	1	0
Fox (CWS), 2b.....	3	0	1	0
j-Doerr (BOS), ph-2b.....	1	0	1	0
Kell (DET), 3b.....	3	1	1	1
Williams (BOS), lf.....	3	0	1	0
o-Busby (CWS), lf.....	0	0	0	0
Berra (NY), c.....	4	1	1	0
Wertz (DET), rf.....	3	1	1	1
h-Rizzuto (NY), ss.....	1	0	1	0
Fain (PHI), 1b.....	3	0	1	1
n-E. Robinson (CWS), 1b.....	1	0	0	0
Carrasquel (CWS), ss.....	2	0	1	0
g-Minoso (CWS), ph-rf.....	2	0	0	0
Garver (STL), p.....	1	0	0	0
b-Lopat (NY), p.....	0	0	0	0
e-Doby (CLE), ph.....	1	0	0	0
Hutchinson (DET), p.....	0	0	0	0
i-Stephens (BOS), p.....	1	0	0	0
Parnell (BOS), p.....	0	0	0	0
p-Lemon (CLE), p.....	0	0	0	0
t-Hegan (CLE), ph.....	1	0	1	0
<b>Totals</b> .....	<b>35</b>	<b>3</b>	<b>10</b>	<b>3</b>

a-Lined out for Roberts in 3rd; b-Replaced Garver at P in 4th; c-Replaced Elliott at 3B in 4th; d-Replaced Ennis at LF in 4th; e-Popped out for Lopat at 4th; f-Replaced Maglie at P in 6th; g-Grounded out for Carrasquel in 6th; h-Replaced Wertz at SS; i-Struck out for Hutchinson in 7th; j-Singled for Fox in the 7th; k-Replaced Dark at SS in 8th; l-Replaced Ashburn at CF in 8th; m-Replaced Kiner at RF in 8th; n-Grounded out for Fain in 8th; o-Replaced Williams at LF in 9th; p-Replaced Parnell at P in 9th; q-Replaced Newcombe at P in 9th; r-Replaced Robinson at 2B in 9th; s-Replaced Musial at LF in 9th; t-Doubled for Lemon in 9th.

E-J. Robinson, Berra, Fox. **LOB-National League 8, American 9.** 2B-Ashburn, Hegan. 3B-Fain, Williams. **HR**-Musial, Elliott, Wertz, Kell, Hodges, Kiner. S-Kell. **PB**-Campanella.

National.....	1	0	3	0	2	1	0	8	12	1
American.....	0	0	1	1	0	0	0	3	10	2

National	IP	H	R	ER	BB	SO
Roberts	2.0	4	1	1	1	1
Maglie (W)	3.0	3	2	2	1	1
Newcombe	3.0	2	0	0	0	3
Blackwell	1.0	1	0	0	1	2

American	IP	H	R	ER	BB	SO
Garver	3.0	1	1	0	0	1
Lopat (L)	1.0	3	3	3	0	0
Hutchinson	3.0	3	3	3	2	0
Parnell	1.0	3	1	1	1	1
Lemon	1.0	2	0	0	1	1

T-2:41. A-52,075. **Umpires**-Passarella, Hurley, Honochick (AL); Robb, Jorda, Dascoli (NL).

# ALL-STAR GAMES IN DETROIT



## JULY 13, 1971 AMERICAN LEAGUE 6, NATIONAL LEAGUE 4

The All-Star Game returned to Detroit on July 13, 1971 as the best players in baseball flocked to Tiger Stadium for the 42nd Midsummer Classic. The American League squad hit three home runs to take the 6-4 victory and snap an eight-game losing streak. Reggie Jackson provided the memorable moment when he crushed a Dock Ellis delivery off the light tower in right field for a two-run homer.

The National League hit three home runs as the two teams matched a then All-Star record with a combined six home runs, all by Hall-of-Fame players (Hank Aaron, Johnny Bench, Roberto Clemente, Jackson, Harmon Killebrew, Frank Robinson).

Robinson was named as the game's Most Valuable Player after finishing the game 1x2 with a home run and two RBI. Robinson's home run made him the first player in All-Star history to hit a home run for both the American and National League.

The Tigers were represented by first baseman Norm Cash, catcher Bill Freehan, outfielder Al Kaline and lefthanded pitcher Mickey Lolich. Cash started at first base and finished 0x2, while Freehan started behind the plate and went hitless in three trips to the plate. Kaline entered the game, playing right field, in the sixth inning and finished the game 1x2 with a run scored. Lolich worked the final two innings, allowing one run on one hit, while striking out one.

### NATIONAL LEAGUE

	AB	R	H	RBI
Mays (SF), cf	2	0	0	0
d-Clemente (PIT), rf	2	1	1	1
t-Millan (ATL), 2b	0	0	0	0
Aaron (ATL), rf	2	1	1	1
c-May (CIN), 1b	1	0	0	0
Torre (STL), 3b	3	0	0	0
r-Santo (CHC), 3b	1	0	0	0
Stargell (PIT), lf	2	1	0	0
Brock (STL), ph	1	0	0	0
McCovey (SF), 1b	2	0	0	0
e-Marichal (SF), p	0	0	0	0
l-Kessinger (CHC), ss	2	0	0	0
Bench (CIN), c	4	1	2	2
Beckert (CHC), 2b	3	0	0	0
s-Rose (CIN), rf	0	0	0	0
Harrelson (NY), ss	2	0	0	0
m-Jenkins (CHC), p	0	0	0	0
n-Colbert (SD), ph	1	0	0	0
Wilson (HOU), p	0	0	0	0
Ellis (PIT), cf	1	0	0	0
b-Davis (LA), lf	1	1	0	0
q-Bonds (SF), cf	1	0	0	0
<b>Totals</b>	<b>34</b>	<b>4</b>	<b>5</b>	<b>4</b>

### AMERICAN LEAGUE

	AB	R	H	RBI
Carew (MIN), 2b	1	1	0	0
b-Joas (KC), 2b	1	0	0	0
m-Murcer (NYY), cf	1	0	0	0
k-Cueellar (BAL), p	0	0	0	0
o-Buford (BAL), ph	1	0	0	0
Lolich (DET), p	0	0	0	0
f-Yastrzemski (BOS), lf	3	0	0	0
F. Robinson (BAL), rf	2	1	1	2
j-Kaline (DET), rf	2	1	0	0
Cash (DET), 1b	2	2	0	0
g-Killebrew (MIN), 1b	2	1	0	0
B. Robinson (BAL), 3b	3	0	1	0
Freehan (DET), c	3	0	0	0
p-Munson (NYY), c	0	0	0	0
Aparicio (BOS), ss	3	1	0	0
Blue (OAK), p	0	0	0	0
a-Jackson (OAK), ph	1	1	1	2
Palmer (BAL), p	0	0	0	0
f-Howard (WAS), ph	1	0	0	0
i-Otis (KC), cf	1	0	0	0
<b>Totals</b>	<b>29</b>	<b>6</b>	<b>7</b>	<b>6</b>

a-Homered for Blue in 3rd; b-Entered at CF in 4th; c-Entered at 1B in 4th; d-Entered at RF in 4th; e-Entered at 1B in 4th; f-Grounded out for Palmer in 5th; g-Replaced Cash at 1B in 6th; h-Replaced Carew at 2B in 6th; i-Entered at CF in 6th; j-Replaced Robinson at RF in 6th; k-Entered at P in 6th; l-Entered at SS in 6th; m-Entered at P in 6th; n-Struck out for Jenkins in 7th; o-Struck out for Cuelлар in 7th; p-Replaced Freehan at C in 8th; q-Struck out for Davis in 8th; r-Grounded out for Torre in 8th; s-Entered at RF in 8th; t-Entered at 2B in 8th.

E-None. LOB-National 2, American 2. HR-Bench, Aaron, Clemente, Jackson, F. Robinson, Killebrew. HBP-Stargell (by Blue).

National	0	2	1	0	0	0	0	1	0	4	5	0
American	0	0	4	0	0	2	0	0	X	6	7	0

National	IP	H	R	ER	BB	SO
Ellis (L)	3.0	4	4	4	1	2
Marichal	2.0	0	0	0	1	1
Jenkins	1.0	3	2	2	0	0
Wilson	2.0	0	0	1	2	0

American	IP	H	R	ER	BB	SO
Blue (W)	3.0	2	3	3	0	3
Palmer	2.0	1	0	0	0	2
Cuelлар	2.0	1	0	0	1	2
Lolich (S)	2.0	1	1	0	1	0

T-2:05. A-53,559. Umpires-Umont, O'Donnell, Denkinger (AL); Pryor, Harvey, Colosi (NL).

## JULY 12, 2005 AMERICAN LEAGUE 7, NATIONAL LEAGUE 5

The All-Star Game made its return to Detroit and first visit to Comerica Park on July 12, 2005 for the 76th Midsummer Classic. The American League jumped out to an early 7-0 lead and held on for the 7-5 victory. The victory was the eighth consecutive for the American League and raised their record to 3-1 in All-Star Games played in Detroit.

Miguel Tejada led the American League offensive attack with a two-run homer and played solid defense at shortstop to earn the game's most valuable player award. David Ortiz was the only player in the game to collect multiple hits, finishing 2x3 with a pair of singles and a RBI.

Andrew Jones led the National League offense with two runs scored, a home run and two RBI. Derrek Lee, Moises Alou and Luis Gonzalez each chipped in with doubles to round out the offensive attack for the National League.

Mark Buehrle started for the American League and worked two scoreless innings to earn the victory. John Smoltz allowed a solo home run to Tejada to take the loss. Mariano Rivera struck out Morgan Ensberg to end the game and earn the save.

The Tigers were represented by catcher Ivan Rodriguez, who was named to his 12th All-Star team. Rodriguez entered the game behind the plate in the fifth inning and finished 0x1 with a walk in his two trips to the plate.

### NATIONAL LEAGUE

	AB	R	H	RBI
Abreu (PHI), rf	2	0	1	0
e-Rollins (PHI), ss	1	0	1	0
a-Gonzalez (FLA), ph	1	1	1	1
Beltran (NYM), lf	3	0	0	0
f-LoDuca (FLA), c	2	0	0	0
Pujols (STL), dh	2	0	1	0
k-C. Lee (MIL), ph-dh	3	0	1	1
D. Lee (CHC), 1b	3	0	1	0
p-Ensberg (HOU), 1b	2	0	0	0
r-Edmonds (STL), cf	1	0	0	0
l-Alou (CHC), ph-rf	1	1	0	0
Ramirez (CHC), 3b	2	0	1	0
q-Lopez (CIN), 3b	1	0	1	0
Piazza (NYM), c	2	0	0	0
g-Cabrera (FLA), lf	2	0	1	0
Kent (LA), 2b	2	0	0	0
a-Castillo (FLA), 2b	3	1	0	0
Eckstein (STL), ss	2	0	0	0
h-A. Jones (ATL), cf	1	2	1	2
<b>Totals</b>	<b>35</b>	<b>5</b>	<b>11</b>	<b>5</b>

### AMERICAN LEAGUE

	AB	R	H	RBI
Damon (BOS), cf	2	1	1	0
b-Suzuki (SEA), cf-rf	2	0	1	2
A. Rodriguez (NYY), 3b	2	1	1	0
d-Mora (BAL), 3b	1	0	0	0
s-Hillenbrand (TOR), 3b	0	0	0	0
Ortiz (BOS), dh	3	0	2	1
r-Sweeney (KC), ph-dh	1	0	0	0
M. Ramirez (BOS), lf	2	0	0	0
c-Anderson (LAA), lf	3	0	0	0
Tejada (BAL), ss	3	1	2	2
Y-Young (TEX), ss	1	0	0	0
Guerrero (LAA), rf	3	1	1	0
m-Soriano (TEX), pr-2b	1	1	0	0
Teixeira (TEX), 1b	3	1	2	0
q-Konerko (CWS), 1b	1	0	0	0
Varetek (BOS), c	1	1	0	0
j-I. Rodriguez (DET), c	1	0	0	0
Roberts (BAL), 2b	2	1	1	0
n-Sheffield (NYY), ph-rf	1	0	0	0
t-Podsednik (CWS), cf	0	0	0	0
<b>Totals</b>	<b>32</b>	<b>7</b>	<b>11</b>	<b>7</b>

a-Entered at 2B in 2nd; b-Entered at CF in 4th; c-Entered at LF in 4th; d-Entered at 3B in 5th; e-Entered at SS in 5th; f-Entered at C in 5th; g-Entered at LF in 5th; h-Entered at LF in 5th; i-Entered at SS in 6th; j-Entered at C in 6th; k-Flied out for Pujols in 6th; l-Walked for Edmonds in 6th; m-Ran for Guerrero in 6th; n-Grounded into double play for Roberts in 6th; o-Entered at 1B in 7th; p-Entered at 1B in 7th; q-Entered at 3B in 7th; r-Struck out for Ortiz in 7th; s-Entered at 3B in 8th; t-Entered at CF in 9th; u-Doubled for Rollins in 9th.

E-Colon. LOB-National 8, American 4. 2B-D. Lee, Alou, Gonzalez, Roberts, Young. HR-A. Jones, Teixeira, Tejada.

National	0	0	0	0	0	2	1	2	5	11	0
American	0	1	2	2	0	2	0	X	7	11	1

National	IP	H	R	ER	BB	SO
Carpenter	1.0	2	0	0	0	0
Smoltz (L)	1.0	2	1	1	0	0
Ensberg	1.0	2	2	1	1	0
Hernandez	1.0	2	2	2	1	0
Clemens	1.0	0	0	0	0	0
Willis	1.0	2	2	2	1	0
Lidge	1.0	0	0	0	0	3
Peavy	0.2	1	0	0	0	1
C. Cordero	0.1	0	0	0	0	1

American	IP	H	R	ER	BB	SO
Buehrle (W)	2.0	3	0	0	0	3
Colon	1.0	1	0	0	0	0
Santana	1.0	1	1	0	1	0
Clement	1.0	0	0	0	1	1
Garland	1.0	0	0	0	2	0
Rogers	1.0	3	2	2	0	1
Nathan	1.0	2	1	1	0	0
Wickman	0.0	1	1	1	0	0
Ryan	0.2	1	1	1	0	1
Rivera (S)	0.1	0	0	0	0	1

T-2:41. A-41,617. Umpires-West, T. Welke, Cooper, DiMuro, Bucknor, Fletcher



# TIGERS ALL-STAR GAME SELECTIONS

**1933**  
**Charlie Gehringer (2B)**  
**1934**  
 Tommy Bridges+ (P)  
 Mickey Cochrane (C)  
**Charlie Gehringer (2B)**  
**1935**  
 Tommy Bridges+ (P)  
 Mickey Cochrane+ (C)  
**Charlie Gehringer (2B)**  
 Schoolboy Rowe+ (P)  
**1936**  
 Tommy Bridges\* (P)  
**Charlie Gehringer (2B)**  
 Goose Goslin (OF)  
 Schoolboy Rowe (P)  
**1937**  
 Tommy Bridges (P)  
**Charlie Gehringer (2B)**  
 Hank Greenberg+ (1B)  
 Gee Walker\* (OF)  
**1938**  
**Charlie Gehringer (2B)**  
 Hank Greenberg\* (1B)  
 Vern Kennedy+ (P)  
 Rudy York (C)  
**1939**  
 Tommy Bridges (P)  
**Hank Greenberg (1B)**  
 Bobo Newsum+ (P)  
**1940**  
 Tommy Bridges+ (P)  
**Hank Greenberg (1B)**  
 Bobo Newsum (P)  
**1941**  
 Al Benton+ (P)  
 Birdie Tebbetts+ (C)  
**Rudy York (1B)**  
**1942**  
 Al Benton (P)  
 Hal Newhouser+ (P)  
**Birdie Tebbetts (C)**  
**Rudy York (1B)**  
**1943**  
 Hal Newhouser (P)  
**Dick Wakefield (OF)**  
 Rudy York (1B)  
**1944**  
 Pinky Higgins (3B)  
 Hal Newhouser (P)  
 Dizzy Trout+ (P)  
 Rudy York+ (1B)  
**1945**  
 Hank Greenberg+ (1B)  
**1946**  
 Hal Newhouser (P)  
**1947**  
**George Kell (3B)**  
 Pat Mullin+ (OF)  
**Hal Newhouser (P)**  
 Dizzy Trout+ (P)  
**1948**  
**Hoot Evers (OF)**  
 George Kell+ (3B)  
**Pat Mullin (OF)**  
 Hal Newhouser (P)

**1949**  
**George Kell (3B)**  
 Virgil Trucks (P)  
 Vic Wertz (OF)  
**1950**  
**Hoot Evers (OF)**  
 Ted Gray (P)  
 Art Houtteman (P)  
**George Kell (3B)**  
**1951**  
 Fred Hutchinson (P)  
**George Kell (3B)**  
 Vic Wertz (OF)  
**1952**  
 Vic Wertz+ (OF)  
**1953**  
 Harvey Kuenn (SS)  
**1954**  
**Ray Boone (3B)**  
 Harvey Kuenn+ (SS)  
**1955**  
 Billy Hoelt+ (P)  
**Al Kaline (OF)**  
**Harvey Kuenn (SS)**  
 Ray Boone (3B)  
**Al Kaline (OF)**  
**Harvey Kuenn (SS)**  
 Charlie Maxwell (OF)  
**1957**  
**Jim Bunning (P)**  
**Al Kaline (OF)**  
**Harvey Kuenn (SS)**  
 Charlie Maxwell (OF)  
**1958**  
 Al Kaline (OF)  
 Harvey Kuenn (OF)  
**1959 (Game One)**  
 Jim Bunning (P)  
 Al Kaline (OF)  
 Harvey Kuenn (OF)  
**1959 (Game Two)**  
 Al Kaline (OF)  
 Harvey Kuenn\* (OF)  
**1960 (Game One)**  
 Al Kaline (OF)  
 Frank Lary (P)  
**1960 (Game Two)**  
 Al Kaline (OF)  
 Frank Lary (P)  
**1961 (Game One)**  
 Jim Bunning (P)  
**Norm Cash (1B)**  
 Al Kaline (OF)  
 Frank Lary (P)  
**1961 (Game Two)**  
**Jim Bunning (P)**  
**Norm Cash (1B)**  
 Al Kaline (OF)  
**1962 (Game One)**  
 Hank Aguirre+ (P)  
**Jim Bunning (P)**  
 Rocky Colavito (OF)  
**1962 (Game Two)**  
 Hank Aguirre (P)  
 Jim Bunning+ (P)  
 Rocky Colavito (OF)  
 Al Kaline (OF)  
**1963**  
 Jim Bunning (P)  
**Al Kaline (OF)**

**1964**  
 Bill Freehan+ (C)  
 Al Kaline\* (OF)  
 Jerry Lumpe+ (2B)  
**1965**  
**Bill Freehan (C)**  
**Willie Horton (OF)**  
 Al Kaline (OF)  
**Dick McAuliffe (SS)**  
**1966**  
 Norm Cash (1B)  
**Bill Freehan (C)**  
 Al Kaline (OF)  
**Dick McAuliffe (SS)**  
**Denny McLain (P)**  
**1967**  
**Bill Freehan (C)**  
**Al Kaline\* (OF)**  
 Dick McAuliffe (SS)  
**1968**  
**Bill Freehan (C)**  
**Willie Horton (OF)**  
 Denny McLain (P)  
 Don Wert (3B)  
**1969**  
**Bill Freehan (C)**  
 Mickey Lolich+ (P)  
 Denny McLain (P)  
**1970**  
**Bill Freehan (C)**  
 Willie Horton (OF)  
**1971**  
**Norm Cash (1B)**  
**Bill Freehan (C)**  
 Al Kaline (OF)  
 Mickey Lolich (P)  
**1972**  
 Norm Cash (1B)  
**Bill Freehan (C)**  
 Mickey Lolich (P)  
**1973**  
 Ed Brinkman (SS)  
 Bill Freehan+ (C)  
 Willie Horton (OF)  
**1974**  
 John Hiller+ (P)  
 Al Kaline (OF)  
**1975**  
 Bill Freehan+ (C)  
**1976**  
**Mark Fidrych (P)**  
**Ron LeFlore (OF)**  
**Rusty Staub (OF)**  
**1977**  
 Mark Fidrych\* (P)  
 Jason Thompson+ (1B)  
**1978**  
 Jason Thompson (1B)  
**1979**  
 Steve Kemp (OF)  
**1980**  
 Lance Parrish (C)  
 Alan Trammell (SS)  
**1981**  
**Jack Morris (P)**  
**1982**  
 Lance Parrish (C)  
**1983**  
 Aurelio Lopez+ (P)  
 Lance Parrish (C)  
 Lou Whitaker (2B)

**1984**  
 Willie Hernandez (P)  
**Chet Lemon (OF)**  
 Jack Morris (P)  
**Lance Parrish (C)**  
 Alan Trammell\* (SS)  
**Lou Whitaker (2B)**  
**1985**  
 Willie Hernandez+ (P)  
**Jack Morris (P)**  
**Lance Parrish\* (C)**  
 Dan Petry (P)  
 Alan Trammell (SS)  
**Lou Whitaker (2B)**  
**1986**  
 Willie Hernandez (P)  
**Lance Parrish (C)**  
**Lou Whitaker (2B)**  
**1987**  
 Jack Morris (P)  
 Matt Nokes (C)  
 Alan Trammell (SS)  
 Lou Whitaker\* (2B)  
**1988**  
 Doyle Alexander+ (P)  
**Alan Trammell (SS)**  
**1989**  
 Mike Henneman+ (P)  
**1990**  
 Cecil Fielder (1B)  
 Alan Trammell (SS)  
**1991**  
**Cecil Fielder (1B)**  
 Travis Fryman (SS)  
**1993**  
 Cecil Fielder (1B)  
 Travis Fryman (SS)  
**1994**  
 Travis Fryman (3B)  
 Mickey Tettleton (C)  
**1995**  
 David Wells (P)  
**1996**  
 Travis Fryman (3B)  
**1997**  
 Justin Thompson (P)  
**1998**  
 Damion Easley (2B)  
**1999**  
 Brad Ausmus (C)  
**2000**  
 Todd Jones (P)  
**2001**  
 Tony Clark (1B)  
**2002**  
 Robert Fick (OF)  
**2003**  
 Dmitri Young+ (OF)  
**2004**  
 Carlos Guillen+ (SS)  
**Ivan Rodriguez (C)**  
**2005**  
 Ivan Rodriguez (C)  
**2006**  
 Magglio Ordoñez (OF)  
**Ivan Rodriguez (C)**  
**Kenny Rogers (P)**  
**2007**  
 Carlos Guillen (SS)  
**Magglio Ordoñez (OF)**

**Placido Polanco (2B)**  
**Ivan Rodriguez (C)**  
 Justin Verlander (P)  
**2008**  
 Carlos Guillen (3B)  
**2009**  
 Curtis Granderson (OF)  
 Brandon Inge (3B)  
 Edwin Jackson (P)  
 Justin Verlander+ (P)  
**2010**  
**Miguel Cabrera (1B)**  
 Jose Valverde (P)  
 Justin Verlander (P)  
**2011**  
**Alex Avila (C)**  
 Miguel Cabrera (1B)  
 Johnny Peralta (SS)  
 Jose Valverde+ (P)  
 Justin Verlander+ (P)  
**2012**  
 Miguel Cabrera (1B)  
**Prince Fielder (3B)**  
**Justin Verlander (P)**  
**2013**  
**Miguel Cabrera (3B)**  
 Prince Fielder (1B)  
 Torii Hunter (OF)  
 Jhonny Peralta (SS)  
**Max Scherzer (P)**  
 Justin Verlander+ (P)  
**2014**  
**Miguel Cabrera (1B)**  
 Ian Kinsler (2B)  
 Victor Martinez\* (DH)  
 Max Scherzer (P)  
**2015**  
**Miguel Cabrera\* (1B)**  
 Jose Iglesias (SS)  
 J.D. Martinez (OF)  
 David Price (P)  
**2016**  
 Miguel Cabrera (1B)  
**2017**  
 Michael Fulmer+ (P)  
 Justin Upton (OF)  
**2018**  
 Joe Jiménez (P)  
**2019**  
 Shane Greene (P)

Bold Voted to start or started  
 \*Selected but replaced due to injury  
 +Selected but did not appear in game



# POSTSEASON HISTORY





# 1907 WORLD SERIES

## CHICAGO (NL) 4 -- DETROIT (AL) 0

### Game 1 • October 8, 1907

		<b>R</b>	<b>H</b>	<b>E</b>
DETROIT	0 0 0 0 0 3 0 0 0 0	3	9	3
CHICAGO	0 0 0 1 0 0 0 2 0 0 0	3	10	5

**Pitchers:** Donovan vs. Overall, Reulbach (10)  
**Attendance:** 24,377

### Game 2 • October 9, 1907

		<b>R</b>	<b>H</b>	<b>E</b>
DETROIT	0 1 0 0 0 0 0 0 0 0	1	10	1
CHICAGO	0 1 0 2 0 0 0 0 x	3	8	1

**Pitchers:** MULLIN vs. PFIESTER  
**Attendance:** 21,901

### Game 3 • October 10, 1907

		<b>R</b>	<b>H</b>	<b>E</b>
DETROIT	0 0 0 0 1 0 0 0 0	1	6	1
CHICAGO	0 1 0 3 1 0 0 0 x	5	10	1

**Pitchers:** SIEVER, Killian (5) vs. REULBACH  
**Attendance:** 13,114

### Game 4 • October 11, 1907

		<b>R</b>	<b>H</b>	<b>E</b>
CHICAGO	0 0 0 0 2 0 3 0 1	6	7	2
DETROIT	0 0 0 1 0 0 0 0 0	1	5	2

**Pitchers:** OVERALL vs. DONOVAN  
**Attendance:** 11,306

### Game 5 • October 12, 1907

		<b>R</b>	<b>H</b>	<b>E</b>
CHICAGO	1 1 0 0 0 0 0 0 0	2	7	1
DETROIT	0 0 0 0 0 0 0 0 0	0	7	2

**Pitchers:** BROWN vs. MULLIN  
**Attendance:** 7,370

### TIGERS STATISTICS FROM THE 1907 WORLD SERIES

Player	AVG	G	AB	R	H	TB	2B	3B	HR	RBI	SH	SF	HB	BB	SO	SB	CS	OBP	SLG	E
Archer, Jimmy	.000	1	3	0	0	0	0	0	0	0	0	0	0	1	0	0	0	.000	.000	0
Cobb, Ty	.200	5	20	1	4	6	0	1	0	0	0	0	1	0	3	0	1	.238	.300	0
Coughlin, Bill	.250	5	20	0	5	5	0	0	0	0	0	0	1	4	1	0	0	.286	.250	2
Crawford, Sam	.238	5	21	1	5	6	1	0	0	3	0	0	0	3	0	0	0	.238	.286	0
Donovan, Wild Bill	.000	2	8	0	0	0	0	0	0	0	0	0	0	3	0	0	0	.000	.000	0
Jones, Davy	.353	5	17	1	6	6	0	0	0	0	1	0	0	4	0	3	1	.476	.353	1
Killian, Ed	.500	1	2	1	1	1	0	0	0	0	0	0	0	0	0	0	0	.500	.500	0
Mullin, George	.000	2	6	0	0	0	0	0	0	0	0	0	0	1	0	0	0	.000	.000	0
O'Leary, Charley	.059	5	17	0	1	1	0	0	0	0	1	0	0	1	3	0	1	.111	.059	2
Payne, Fred	.250	2	4	0	1	1	0	0	0	1	0	0	0	0	1	0	0	.250	.250	1
Rossman, Claud	.400	5	20	1	8	10	0	1	0	2	0	0	0	1	0	1	0	.429	.500	1
Schaefer, Germany	.143	5	21	1	3	3	0	0	0	0	1	0	0	3	0	2	0	.143	.143	0
Schmidt, Boss	.167	4	12	0	2	2	0	0	0	0	0	0	0	2	1	0	0	.286	.167	2
Siever, Ed	.000	1	1	0	0	0	0	0	0	0	0	0	0	0	0	0	0	.000	.000	0
<b>Totals</b>	<b>.209</b>	<b>5</b>	<b>172</b>	<b>6</b>	<b>36</b>	<b>41</b>	<b>1</b>	<b>2</b>	<b>0</b>	<b>6</b>	<b>3</b>	<b>0</b>	<b>1</b>	<b>9</b>	<b>22</b>	<b>6</b>	<b>5</b>	<b>.253</b>	<b>.238</b>	<b>9</b>

Pitcher	W-L	ERA	G	GS	CG	SHO	SV	IP	H	AB	R	ER	HR	HB	BB	SO	WP	BK	AVG
Donovan, Wild Bill	0-1	1.71	2	2	2	0	0	21.0	17	72	9	4	0	3	5	16	0	0	.236
Mullin, George	0-2	2.12	2	2	2	0	0	17.0	16	62	5	4	0	1	6	8	0	0	.258
Killian, Ed	0-0	2.25	1	0	0	0	0	4.0	3	15	1	1	0	0	1	1	0	0	.200
Siever, Ed	0-1	4.50	1	1	0	0	0	4.0	7	18	4	2	0	0	0	1	0	0	.389
<b>Totals</b>	<b>0-4</b>	<b>2.15</b>	<b>5</b>	<b>5</b>	<b>4</b>	<b>0</b>	<b>0</b>	<b>46.0</b>	<b>43</b>	<b>167</b>	<b>19</b>	<b>11</b>	<b>0</b>	<b>4</b>	<b>12</b>	<b>26</b>	<b>0</b>	<b>0</b>	<b>.257</b>

### THE TIGERS 20-20 CLUB

Six players in Tigers history have hit 20 home runs and stolen 20 bases in the same season. Kirk Gibson accomplished the feat four times -- in four years -- and fell just one home run short of being the only Tigers player to reach 30-30 in 1985.

Year	Player	Home Runs	Stolen Bases
1984	Kirk Gibson	27	29
1985	Kirk Gibson	29	30
1986	Kirk Gibson	28	34
	Alan Trammell	21	25
1987	Kirk Gibson	24	26
	Alan Trammell	28	21
1995	Chad Curtis	21	27
1997	Damion Easley	22	28
2007	Curtis Granderson	23	26
	Gary Sheffield	25	22
2009	Curtis Granderson	30	20

# 1908 WORLD SERIES



## CHICAGO (NL) 4 -- DETROIT (AL) 1

### Game 1 • October 10, 1908

CHICAGO	0 0 4 0 0 1 0 5	R H E
DETROIT	1 0 0 0 0 3 2 0	10 14 2 6 10 3

**Pitchers:** Ruelbach, Overall (7), BROWN (8) vs. Killian, SUMMERS (3)  
**Attendance:** 10,812

### Game 2 • October 11, 1908

DETROIT	0 0 0 0 0 0 0 1	R H E
CHICAGO	0 0 0 0 0 0 6 x	1 4 1 6 7 1

**Pitchers:** DONOVAN vs. OVERALL  
**HR:** Tinker (CHC)  
**Attendance:** 17,760

### Game 3 • October 12, 1908

DETROIT	1 0 0 0 0 5 0 2 0	R H E
CHICAGO	0 0 0 3 0 0 0 0	8 12 4 3 7 0

**Pitchers:** MULLIN vs. PFEISTER, Ruelbach (9)  
**Attendance:** 14,543

### Game 4 • October 13, 1908

CHICAGO	0 0 2 0 0 0 0 0 1	R H E
DETROIT	0 0 0 0 0 0 0 0 0	3 10 0 0 4 1

**Pitchers:** BROWN vs. SUMMERS, Winter (9)  
**Attendance:** 12,907

### Game 5 • October 14, 1908

CHICAGO	1 0 0 0 1 0 0 0 0	R H E
DETROIT	0 0 0 0 0 0 0 0 0	2 10 0 0 3 0

**Pitchers:** OVERALL vs. DONOVAN  
**Attendance:** 6,210

### TIGERS STATISTICS FROM THE 1908 WORLD SERIES

Player	AVG	G	AB	R	H	TB	2B	3B	HR	RBI	SH	SF	HB	BB	SO	SB	CS	OBP	SLG	E
Cobb, Ty	.368	5	19	3	7	8	1	0	0	4	1	0	0	1	2	2	1	.400	.421	1
Coughlin, Bill	.125	3	8	0	1	1	0	0	0	1	0	1	1	0	1	0	0	.200	.125	1
Crawford, Sam	.238	5	21	2	5	6	1	0	0	1	0	0	0	1	2	0	0	.273	.286	0
Donovan, Wild Bill	.000	2	4	0	0	0	0	0	0	0	1	0	0	1	1	1	0	.200	.000	1
Downs, Red	.167	2	6	1	1	2	1	0	0	1	0	0	0	1	2	0	0	.286	.333	1
Jones, Davy	.000	3	2	1	0	0	0	0	0	0	0	0	0	1	1	0	0	.333	.000	0
McIntyre, Matty	.222	5	18	2	4	5	1	0	0	0	0	0	1	3	2	1	0	.364	.278	1
Mullin, George	.333	1	3	1	1	1	0	0	0	1	0	0	0	1	0	0	0	.500	.333	0
O'Leary, Charley	.158	5	19	2	3	3	0	0	0	0	1	0	0	0	3	0	0	.158	.158	1
Rossman, Claud	.211	5	19	3	4	4	0	0	0	3	0	0	0	1	4	1	0	.250	.211	2
Schaefer, Germany	.125	5	16	0	2	2	0	0	0	0	1	0	0	1	4	1	1	.176	.125	1
Schmidt, Boss	.071	4	14	0	1	1	0	0	0	1	0	0	0	0	2	0	0	.071	.071	0
Summers, Ed	.200	2	5	0	1	1	0	0	0	1	0	0	0	0	2	0	0	.200	.200	0
Thomas, Ira	.500	2	4	0	2	3	1	0	0	1	0	0	0	1	0	0	0	.600	.750	0
<b>Totals</b>	<b>.203</b>	<b>5</b>	<b>158</b>	<b>15</b>	<b>32</b>	<b>37</b>	<b>5</b>	<b>0</b>	<b>0</b>	<b>14</b>	<b>4</b>	<b>1</b>	<b>2</b>	<b>12</b>	<b>26</b>	<b>6</b>	<b>2</b>	<b>.266</b>	<b>.234</b>	<b>9</b>

Pitcher	W-L	ERA	G	GS	CG	SHO	SV	IP	H	AB	R	ER	HR	HB	BB	SO	WP	BK	AVG
Donovan, Wild Bill	0-2	4.24	2	2	2	0	0	17.0	17	60	8	8	1	0	4	10	1	0	.283
Killian, Ed	0-2	11.57	1	1	0	0	0	2.1	5	12	4	3	0	0	3	1	0	0	.417
Mullin, George	1-0	0.00	1	1	1	0	0	9.0	7	32	3	0	0	0	1	8	0	0	.219
Summers, Ed	0-2	4.30	2	1	0	0	0	14.2	18	56	8	7	0	0	4	7	0	0	.321
Winter, George	0-0	0.00	1	0	0	0	0	1.0	1	4	1	0	0	0	1	0	0	0	.250
<b>Totals</b>	<b>1-4</b>	<b>3.68</b>	<b>5</b>	<b>5</b>	<b>3</b>	<b>0</b>	<b>0</b>	<b>44.0</b>	<b>48</b>	<b>164</b>	<b>24</b>	<b>18</b>	<b>1</b>	<b>0</b>	<b>13</b>	<b>26</b>	<b>1</b>	<b>0</b>	<b>.293</b>

### HOMERS IN FIRST TWO CAREER POSTSEASON GAMES

J.D. Martinez connected for a home run in each of his first two career postseason games on October 2 and 3 at Baltimore. Martinez became the first player in franchise history to homer in each of his first two career playoff games and the 16th player in Major League history to accomplish the feat.

Source: Baseball Reference



# 1909 WORLD SERIES

## PITTSBURGH (NL) 4 -- DETROIT (AL) 3

### Game 1 • October 8, 1909

DETROIT	1 0 0 0 0 0 0	R	H	E
PITTSBURGH	0 0 0 1 2 1 0 0 x	1	6	4
		4	5	0

Pitchers: MULLIN vs. ADAMS  
 HR: Clarke (PIT)  
 Attendance: 29,264

### Game 2 • October 9, 1909

DETROIT	0 2 3 0 2 0 0 0 0	R	H	E
PITTSBURGH	2 0 0 0 0 0 0 0 0	7	9	2
		2	5	1

Pitchers: DONOVAN vs. CAMINTZ, Willis (3)  
 Attendance: 30,915

### Game 3 • October 11, 1909

PITTSBURGH	5 1 0 0 0 0 0 0 2	R	H	E
DETROIT	0 0 0 0 0 0 4 0 2	8	10	2
		6	11	5

Pitchers: MADDOX vs. SUMMERS, Willett (1), Works (8)  
 Attendance: 18,277

### Game 4 • October 12, 1909

PITTSBURGH	0 0 0 0 0 0 0 0 0	R	H	E
DETROIT	0 2 0 3 0 0 0 0 x	0	5	6
		5	8	0

Pitchers: LEIFIELD, Phillippe (5) vs. MULLIN  
 Attendance: 17,036

### Game 5 • October 13, 1909

DETROIT	1 0 0 0 0 2 0 1 0	R	H	E
PITTSBURGH	1 1 1 0 0 0 4 1 x	4	6	1
		8	10	2

Pitchers: SUMMERS, Willett (8) vs. ADAMS  
 HR: D. Jones (DET), Crawford (DET), Clarke (PIT)  
 Attendance: 21,706

### Game 6 • October 14, 1909

PITTSBURGH	3 0 0 0 0 0 0 0 1	R	H	E
DETROIT	1 0 0 2 1 1 0 0 x	4	8	1
		5	10	2

Pitchers: WILLIS, Camnitz (6), Phillippe (7) vs. MULLIN  
 Attendance: 10,535

### Game 7 • October 16, 1909

PITTSBURGH	0 2 0 2 0 3 0 1 0	R	H	E
DETROIT	0 0 0 0 0 0 0 0 0	8	7	0
		0	6	3

Pitchers: ADAMS vs. DONOVAN, Mullin (4)  
 Attendance: 17,562

### TIGERS STATISTICS FROM THE 1909 WORLD SERIES

Player	AVG	G	AB	R	H	TB	2B	3B	HR	RBI	SH	SF	HB	BB	SO	SB	CS	OBP	SLG	E
Bush, Donie	.261	7	23	5	6	7	1	0	0	3	2	0	2	5	3	1	2	.433	.304	5
Cobb, Ty	.231	7	26	3	6	9	3	0	0	5	0	0	1	2	2	1	.310	.346	1	
Crawford, Sam	.250	7	28	4	7	13	3	0	1	4	0	0	0	1	1	1	0	.276	.464	2
Delahanty, Jim	.346	7	26	2	9	13	4	0	0	4	0	0	1	2	5	0	0	.414	.500	2
Donovan, Wild Bill	.000	2	4	0	0	0	0	0	0	0	0	0	0	0	1	0	0	.000	.000	1
Jones, Davy	.233	7	30	6	7	10	0	0	1	1	0	0	0	2	1	1	2	.281	.333	1
Jones, Tom	.250	7	24	3	6	7	1	0	0	2	1	0	0	2	0	1	0	.308	.292	1
McIntyre, Matty	.000	4	3	0	0	0	0	0	0	0	0	0	0	0	1	0	0	.000	.000	0
Moriarty, George	.273	7	22	4	6	7	1	0	0	1	0	0	0	3	1	0	1	.360	.318	0
Mullin, George	.188	6	16	1	3	4	1	0	0	0	0	0	0	1	3	0	0	.235	.250	0
O'Leary, Charley	.000	1	3	0	0	0	0	0	0	0	0	0	0	0	0	0	0	.000	.000	0
Schmidt, Boss	.222	6	18	0	4	6	2	0	0	4	0	0	0	2	0	0	0	.300	.333	4
Stanage, Oscar	.200	2	5	0	1	1	0	0	0	2	1	0	0	0	2	0	0	.200	.200	0
Summers, Ed	.000	2	3	0	0	0	0	0	0	0	0	0	0	0	2	0	0	.000	.000	0
Willett, Ed	.000	2	2	0	0	0	0	0	0	0	0	0	0	0	0	0	0	.000	.000	1
<b>Totals</b>	<b>.236</b>	<b>7</b>	<b>233</b>	<b>28</b>	<b>55</b>	<b>77</b>	<b>16</b>	<b>0</b>	<b>2</b>	<b>26</b>	<b>4</b>	<b>0</b>	<b>4</b>	<b>20</b>	<b>22</b>	<b>6</b>	<b>6</b>	<b>.307</b>	<b>.330</b>	<b>18</b>

Pitcher	W-L	ERA	G	GS	CG	SHO	SV	IP	H	AB	R	ER	HR	HB	BB	SO	WP	BK	AVG
Donovan, Wild Bill	1-1	3.00	2	2	1	0	0	12.0	7	38	4	4	0	1	8	7	0	0	.184
Mullin, George	2-1	2.25	4	3	3	1	0	32.0	23	117	14	8	1	2	8	20	0	0	.197
Summers, Ed	0-2	8.59	2	2	0	0	0	7.1	13	34	13	7	1	1	4	4	2	0	.382
Willett, Ed	0-0	0.00	2	0	0	0	0	7.2	3	25	1	0	0	2	0	1	0	0	.120
Works, Ralph	0-0	9.00	1	0	0	0	0	2.0	4	9	2	2	0	0	0	2	0	0	.444
<b>Totals</b>	<b>3-4</b>	<b>3.10</b>	<b>7</b>	<b>7</b>	<b>4</b>	<b>1</b>	<b>0</b>	<b>61.0</b>	<b>50</b>	<b>223</b>	<b>34</b>	<b>21</b>	<b>2</b>	<b>6</b>	<b>20</b>	<b>34</b>	<b>2</b>	<b>0</b>	<b>.224</b>

### ROOKIE QUALIFICATIONS

A player is considered a rookie unless, during a previous season or seasons, he has:

- (a) exceeded 130 at-bats or 50 innings pitched in the Major Leagues or
- (b) accumulated more than 45 days on the active roster of a Major League club or clubs during the period of 25-limit (excluding time in the military service and time on the injured list).

# 1934 WORLD SERIES



## ST. LOUIS (NL) 4 -- DETROIT (AL) 3

### Game 1 • October 3, 1934

ST. LOUIS	0	2	1	0	1	4	0	0	0	0		R	H	E
DETROIT	0	0	1	0	0	1	0	1	0	0		3	8	5

**Pitchers:** D. DEAN vs. CROWDER, Marberry (6), Hogsett (6)  
**HR:** Medwick (STL), Greenberg (DET)  
**Attendance:** 42,505

### Game 2 • October 4, 1934

ST. LOUIS	0	1	1	0	0	0	0	0	0	0	0	R	H	E
DETROIT	0	0	0	1	0	0	1	0	0	1	0	2	7	3
												3	7	0

**Pitchers:** Hallahan, WALKER (9) vs. ROWE  
**Attendance:** 43,451

### Game 3 • October 5, 1934

DETROIT	0	0	0	0	0	0	0	1				R	H	E
ST. LOUIS	1	1	0	2	0	0	0	0	x			1	8	2
												4	9	1

**Pitchers:** BRIDGES, Hogsett (5) vs. P. DEAN  
**Attendance:** 34,073

### Game 4 • October 6, 1934

DETROIT	0	0	3	1	0	0	1	5				R	H	E
ST. LOUIS	0	1	1	2	0	0	0	0				10	13	1
												4	10	5

**Pitchers:** AUKER vs. Carleton, Vance (3), WALKER (5),  
 Haines (8), Mooney (9)  
**Attendance:** 37,492

### Game 5 • October 7, 1934

DETROIT	0	1	0	0	0	2	0	0	0	0		R	H	E
ST. LOUIS	0	0	0	0	0	1	0	0				3	7	0
												1	7	1

**Pitchers:** BRIDGES vs. D. DEAN, Carleton (9)  
**HR:** Gehring (DET), Delancey (STL)  
**Attendance:** 38,536

### Game 6 • October 8, 1934

ST. LOUIS	1	0	0	2	0	1	0					R	H	E
DETROIT	0	0	1	0	0	2	0	0				4	10	2
												3	7	1

**Pitchers:** P. DEAN vs. ROWE  
**Attendance:** 44,551

### Game 7 • October 9, 1934

ST. LOUIS	0	0	7	0	0	2	2	0				R	H	E
DETROIT	0	0	0	0	0	0	0	0				11	17	1
												0	6	3

**Pitchers:** D. DEAN vs. AUKER, Rowe (3), Hogsett (3),  
 Bridges (4), Marberry (8), Crowder (9)  
**Attendance:** 40,902

### TIGERS STATISTICS FROM THE 1934 WORLD SERIES

Player	AVG	G	AB	R	H	TB	2B	3B	HR	RBI	SH	SF	HB	BB	SO	SB	CS	OBP	SLG	E
Auker, Eldon	.000	2	4	0	0	0	0	0	0	0	1	0	0	0	2	0	0	.000	.000	0
Bridges, Tommy	.143	3	7	0	1	1	0	0	0	0	0	0	0	1	4	0	0	.250	.143	0
Cochrane, Mickey	.214	7	28	2	6	7	1	0	0	1	1	0	0	4	3	0	0	.313	.250	0
Crowder, General	.000	2	1	0	0	0	0	0	0	0	0	0	0	0	0	0	0	.000	.000	0
Doljack, Frank	.000	2	2	0	0	0	0	0	0	0	0	0	0	0	0	0	0	.000	.000	0
Fox, Pete	.286	7	28	1	8	14	6	0	0	2	0	0	0	1	4	0	0	.310	.500	0
Gehring, Charlie	.379	7	29	5	11	15	1	0	1	2	1	0	0	3	0	1	0	.438	.517	3
Goslin, Goose	.241	7	29	2	7	8	1	0	0	2	1	0	0	3	1	0	1	.313	.276	2
Greenberg, Hank	.321	7	28	4	9	16	2	1	1	7	0	0	0	4	9	1	0	.406	.571	1
Hayworth, Ray	.000	1	0	0	0	0	0	0	0	0	0	0	0	0	0	0	0	.000	.000	0
Hogsett, Chief	.000	3	3	0	0	0	0	0	0	0	0	0	0	0	1	0	0	.000	.000	0
Owen, Marv	.069	7	29	0	2	2	0	0	0	1	0	0	0	1	0	5	1	.100	.069	2
Rogell, Billy	.276	7	29	3	8	9	1	0	0	4	0	0	0	1	4	1	0	.300	.310	3
Rowe, Schoolboy	.000	3	7	0	0	0	0	0	0	0	2	0	0	0	5	0	0	.000	.000	0
Walker, Gee	.333	3	3	0	1	1	0	0	0	1	0	0	0	0	1	0	1	.333	.333	0
White, Jo-Jo	.130	7	23	6	3	3	0	0	0	0	0	0	1	8	4	1	2	.375	.130	1
<b>Totals</b>	<b>.224</b>	<b>7</b>	<b>250</b>	<b>23</b>	<b>56</b>	<b>76</b>	<b>12</b>	<b>1</b>	<b>2</b>	<b>20</b>	<b>6</b>	<b>0</b>	<b>2</b>	<b>25</b>	<b>43</b>	<b>5</b>	<b>4</b>	<b>.300</b>	<b>.304</b>	<b>12</b>

Pitcher	W-L	ERA	G	GS	CG	SHO	SV	IP	H	AB	R	ER	HR	HB	BB	SO	WP	BK	AVG
Auker, Eldon	1-1	5.56	2	2	1	0	0	11.1	16	46	8	7	0	0	5	2	0	0	.348
Bridges, Tommy	1-1	3.63	3	2	1	0	0	17.1	21	73	9	7	1	1	1	12	1	0	.288
Crowder, General	0-1	1.50	2	1	0	0	0	6.0	6	28	4	1	1	0	1	2	0	0	.214
Hogsett, Chief	0-0	1.23	3	0	0	0	0	7.1	6	26	1	1	0	0	3	3	0	0	.231
Marberry, Firpo	0-0	21.60	2	0	0	0	0	1.2	5	9	4	4	0	0	1	0	0	0	.556
Rowe, Schoolboy	1-1	2.95	3	2	2	0	0	21.1	19	80	8	7	0	0	12	0	0	0	.238
<b>Totals</b>	<b>3-4</b>	<b>3.74</b>	<b>7</b>	<b>7</b>	<b>4</b>	<b>0</b>	<b>0</b>	<b>65.0</b>	<b>73</b>	<b>262</b>	<b>34</b>	<b>27</b>	<b>2</b>	<b>1</b>	<b>11</b>	<b>31</b>	<b>1</b>	<b>0</b>	<b>.279</b>

POSTSEASON



# 1935 WORLD SERIES

## DETROIT (AL) 4 -- CHICAGO (NL) 2

### Game 1 • October 2, 1935

CHICAGO	2 0 0 0 0 0 0 1	R H E
DETROIT	0 0 0 0 0 0 0 0	3 7 0
		0 4 3

**Pitchers:** WARNEKE vs. ROWE  
**HR:** Demaree (CHC)  
**Attendance:** 47,391

### Game 2 • October 3, 1935

CHICAGO	0 0 0 0 1 0 2 0 0	R H E
DETROIT	4 0 0 3 0 0 1 0 x	3 6 1
		8 9 2

**Pitchers:** ROOT, Henshaw (1), Kowalik (4) vs. BRIDGES  
**HR:** Greenberg (DET)  
**Attendance:** 46,742

### Game 3 • October 4, 1935

DETROIT	0 0 0 0 0 1 0 4 0 0 1	R H E
CHICAGO	0 2 0 0 1 0 0 0 2 0 0	6 12 2
		5 10 3

**Pitchers:** Auker, Hogsett (7), ROWE (8) vs. Lee, Warneke (8), FRENCH (10)  
**HR:** Demaree (CHC)  
**Attendance:** 45,532

### Game 4 • October 5, 1935

DETROIT	0 0 1 0 0 1 0 0 0	R H E
CHICAGO	0 1 0 0 0 0 0 0 0	2 7 0
		1 5 2

**Pitchers:** CROWDER vs. CARLETON, Root (8)  
**HR:** Hartnett (CHC)  
**Attendance:** 49,350

### Game 5 • October 6, 1935

DETROIT	0 0 0 0 0 0 0 0 1	R H E
CHICAGO	0 0 2 0 0 0 1 0 x	1 7 1
		3 8 0

**Pitchers:** ROWE vs. WARNEKE, Lee (7)  
**HR:** Klein (CHC)  
**Attendance:** 49,237

### Game 6 • October 7, 1935

CHICAGO	0 0 1 0 2 0 0 0 0	R H E
DETROIT	1 0 0 1 0 1 0 0 1	3 12 0
		4 12 1

**Pitchers:** FRENCH vs. BRIDGES  
**HR:** Herman (CHC)  
**Attendance:** 48,420

### TIGERS STATISTICS FROM THE 1935 WORLD SERIES

Player	AVG	G	AB	R	H	TB	2B	3B	HR	RBI	SH	SF	HB	BB	SO	SB	CS	OBP	SLG	E
Auker, Eldon	.000	1	2	0	0	0	0	0	0	0	0	0	0	0	1	0	0	.000	.000	0
Bridges, Tommy	.125	2	8	1	1	1	0	0	0	1	0	0	0	0	3	0	0	.125	.125	0
Clifton, Flea	.000	4	16	1	0	0	0	0	0	0	0	0	0	2	4	0	0	.111	.000	1
Cochrane, Mickey	.292	6	24	3	7	8	1	0	0	1	0	0	0	4	1	0	0	.393	.333	1
Crowder, General	.333	1	3	1	1	1	0	0	0	0	0	0	0	1	0	0	0	.500	.333	0
Fox, Pete	.385	6	26	1	10	15	3	1	0	4	0	0	0	0	1	0	0	.385	.577	1
Gehring, Charlie	.375	6	24	4	9	12	3	0	0	4	1	0	0	2	1	1	0	.423	.500	0
Goslin, Goose	.273	6	22	2	6	7	1	0	0	3	0	0	0	5	0	0	0	.407	.318	1
Greenberg, Hank	.167	2	6	1	1	4	0	0	1	2	0	0	1	1	0	0	0	.375	.667	3
Owen, Marv	.050	6	20	2	1	1	0	0	0	1	1	0	1	2	3	0	0	.174	.050	1
Rogell, Billy	.292	6	24	1	7	9	2	0	0	1	0	0	0	2	5	0	1	.346	.375	0
Rowe, Schoolboy	.250	3	8	0	2	3	1	0	0	0	0	0	0	0	1	0	0	.250	.375	1
Walker, Gee	.250	3	4	1	1	1	0	0	0	0	1	0	0	1	0	0	0	.400	.250	0
White, Jo-Jo	.263	5	19	3	5	5	0	0	0	1	0	0	0	5	7	0	0	.417	.263	0
<b>Totals</b>	<b>.248</b>	<b>6</b>	<b>206</b>	<b>21</b>	<b>51</b>	<b>67</b>	<b>11</b>	<b>1</b>	<b>1</b>	<b>18</b>	<b>3</b>	<b>0</b>	<b>2</b>	<b>25</b>	<b>27</b>	<b>1</b>	<b>1</b>	<b>.335</b>	<b>.325</b>	<b>9</b>

Pitcher	W-L	ERA	G	GS	CG	SHO	SV	IP	H	AB	R	ER	HR	HB	BB	SO	WP	BK	AVG
Auker, Eldon	0-0	3.00	1	1	0	0	0	6.0	6	21	3	2	1	0	2	1	0	0	.286
Bridges, Tommy	2-0	2.50	2	2	2	0	0	18.0	18	70	6	5	1	0	4	9	0	0	.257
Crowder, General	1-0	1.00	1	1	1	0	0	9.0	5	31	1	1	1	1	0	3	5	0	.161
Hogsett, Chief	0-0	0.00	1	0	0	0	0	1.0	0	2	0	0	0	1	1	0	0	0	.000
Rowe, Schoolboy	1-2	2.57	3	2	2	0	0	21.0	19	78	8	6	2	0	1	14	0	0	.244
<b>Totals</b>	<b>4-2</b>	<b>2.29</b>	<b>6</b>	<b>6</b>	<b>5</b>	<b>0</b>	<b>0</b>	<b>55.0</b>	<b>48</b>	<b>202</b>	<b>18</b>	<b>14</b>	<b>5</b>	<b>1</b>	<b>11</b>	<b>29</b>	<b>0</b>	<b>0</b>	<b>.238</b>

### DRIVING THEM IN DURING FIRST SEASON WITH TIGERS

Prince Fielder collected 108 RBI during his first season with the Tigers in 2012, marking the fifth-highest RBI total by a player in his first season with the club. The following is a list of the top six RBI totals by players during their first season with the Tigers:

Player	Year	RBI
Dale Alexander	1929	137
Cecil Fielder	1990	132
Miguel Cabrera	2008	127
Al Simmons	1936	112
Prince Fielder	2012	108
Victor Martinez	2011	103

Courtesy of STATS LLC

# 1940 WORLD SERIES



## CINCINNATI [NL] 4 -- DETROIT [AL] 3

### Game 1 • October 2, 1940

DETROIT	0 5 0 0 2 0 0 0	R H E
CINCINNATI	0 0 0 1 0 0 0 1 x	7 10 1 2 8 3

**Pitchers:** NEWSOM vs. DERRINGER, Moore (2), Riddle (9)  
**HR:** Campbell (DET)  
**Attendance:** 31,793

### Game 2 • October 3, 1940

DETROIT	2 0 0 0 0 1 0 0 0	R H E
CINCINNATI	0 2 2 1 0 0 0 0 x	3 3 1 5 9 0

**Pitchers:** ROWE, Gorsica (4) vs. WALTERS  
**HR:** Ripple (CIN)  
**Attendance:** 30,640

### Game 3 • October 4, 1940

CINCINNATI	1 0 0 0 0 0 1 2	R H E
DETROIT	0 0 0 1 0 0 4 2 x	4 10 1 7 13 1

**Pitchers:** TURNER, Moore (7), Beggs (8) vs. BRIDGES  
**HR:** York (DET), Higgins (DET)  
**Attendance:** 52,877

### Game 4 • October 5, 1940

CINCINNATI	2 0 1 1 0 0 0 1 0	R H E
DETROIT	0 0 1 0 0 1 0 0 0	5 11 1 2 5 1

**Pitchers:** DERRINGER vs. TROUT, Smith (3), McKain (7)  
**Attendance:** 54,093

### Game 5 • October 6, 1940

CINCINNATI	0 0 0 0 0 0 0 0	R H E
DETROIT	0 0 3 4 0 0 0 1 x	0 3 0 8 13 0

**Pitchers:** THOMPSON, Moore (4), Vander Meer (5), Hutchings (8) vs. NEWSOM  
**HR:** Greenberg (DET)  
**Attendance:** 55,189

### Game 6 • October 7, 1940

DETROIT	0 0 0 0 0 0 0 0	R H E
CINCINNATI	2 0 0 0 0 1 0 1 x	0 5 0 4 10 2

**Pitchers:** ROWE, Gorsica (1), Hutchinson (8) vs. WALTERS  
**HR:** Walters (CIN)  
**Attendance:** 30,481

### Game 7 • October 8, 1940

DETROIT	0 0 1 0 0 0 0 0	R H E
CINCINNATI	0 0 0 0 0 0 2 0 x	1 7 0 2 7 1

**Pitchers:** NEWSOM vs. DERRINGER  
**Attendance:** 26,854

### TIGERS STATISTICS FROM THE 1940 WORLD SERIES

Player	AVG	G	AB	R	H	TB	2B	3B	HR	RBI	SH	SF	HB	BB	SO	SB	CS	OBP	SLG	E
Averill, Earl	.000	3	3	0	0	0	0	0	0	0	0	0	0	0	0	0	0	.000	.000	0
Bartell, Dick	.269	7	26	2	7	9	2	0	3	0	0	0	3	3	0	0	0	.345	.346	1
Bridges, Tommy	.000	1	3	0	0	0	0	0	0	0	0	0	0	1	0	0	0	.000	.000	0
Campbell, Bruce	.360	7	25	4	9	13	1	0	1	5	1	0	0	4	4	0	2	.448	.520	0
Croucher, Frank	.000	1	0	0	0	0	0	0	0	0	0	0	0	0	0	0	0	.000	.000	0
Fox, Pete	.000	1	1	0	0	0	0	0	0	0	0	0	0	0	0	0	0	.000	.000	0
Gehring, Charlie	.214	7	28	3	6	6	0	0	1	0	0	0	2	0	0	0	0	.267	.214	0
Gorsica, Johnny	.000	2	4	0	0	0	0	0	0	0	0	0	0	2	0	0	0	.000	.000	0
Greenberg, Hank	.357	7	28	5	10	17	2	1	1	6	0	0	2	5	0	0	0	.400	.607	0
Higgins, Mike	.333	7	24	2	8	16	3	1	1	6	0	0	3	3	0	0	0	.407	.667	2
McCosky, Barney	.304	7	23	5	7	8	1	0	0	1	0	0	0	7	0	0	0	.467	.348	0
Newsom, Bobo	.100	3	10	1	1	1	0	0	0	2	0	0	0	1	0	0	0	.100	.100	0
Rowe, Schoolboy	.000	2	1	0	0	0	0	0	0	0	0	0	0	1	0	0	0	.000	.000	0
Smith, Clay	.000	1	1	0	0	0	0	0	0	0	0	0	0	1	0	0	0	.000	.000	0
Sullivan, Billy	.154	5	13	3	2	2	0	0	0	0	0	0	5	2	0	0	0	.389	.154	0
Tebbetts, Birdie	.000	4	11	0	0	0	0	0	0	0	0	0	0	0	0	0	0	.000	.000	1
Trout, Dizzy	.000	1	1	0	0	0	0	0	0	0	0	0	0	0	0	0	0	.000	.000	0
York, Rudy	.231	7	26	3	6	11	0	1	1	2	0	0	4	7	0	0	0	.333	.423	0
<b>Totals</b>	<b>.246</b>	<b>7</b>	<b>228</b>	<b>28</b>	<b>56</b>	<b>83</b>	<b>9</b>	<b>3</b>	<b>4</b>	<b>24</b>	<b>3</b>	<b>0</b>	<b>0</b>	<b>30</b>	<b>30</b>	<b>0</b>	<b>2</b>	<b>.333</b>	<b>.364</b>	<b>4</b>

Pitcher	W-L	ERA	G	GS	CG	SHO	SV	IP	H	AB	R	ER	HR	HB	BB	SO	WP	BK	AVG
Bridges, Tommy	1-0	3.00	1	1	1	0	0	9.0	10	37	4	3	0	0	1	5	0	0	.270
Gorsica, Johnny	0-0	0.79	2	0	0	0	0	11.1	6	39	1	1	0	0	4	4	0	0	.154
Hutchinson, Fred	0-0	9.00	1	0	0	0	0	1.0	1	4	1	1	1	0	1	1	0	0	.250
McKain, Archie	0-0	3.00	1	0	0	0	0	3.0	4	12	1	1	0	0	0	0	1	0	.333
Newsom, Bobo	2-1	1.38	3	3	3	1	0	26.0	18	92	4	4	0	0	4	17	0	0	.196
Rowe, Schoolboy	0-2	17.18	2	2	0	0	0	3.2	12	22	7	7	1	0	1	1	0	0	.545
Smith, Clay	0-0	2.25	1	0	0	0	0	4.0	1	13	1	1	0	0	3	1	0	0	.077
Trout, Dizzy	0-1	9.00	1	1	0	0	0	2.0	6	13	3	2	0	0	1	1	0	0	.462
<b>Totals</b>	<b>3-4</b>	<b>3.00</b>	<b>7</b>	<b>7</b>	<b>4</b>	<b>0</b>	<b>0</b>	<b>60.0</b>	<b>58</b>	<b>232</b>	<b>22</b>	<b>20</b>	<b>2</b>	<b>0</b>	<b>15</b>	<b>30</b>	<b>1</b>	<b>0</b>	<b>.250</b>



# 1945 WORLD SERIES

## DETROIT (AL) 4 -- CHICAGO (NL) 3

### Game 1 • October 3, 1945

CHICAGO	4	0	3	0	0	2	0		R	H	E
DETROIT	0	0	0	0	0	0	0		9	13	0
									0	6	0

**Pitchers:** BOROWY vs. NEWHOUSER, Benton (3), Tobin (5), Mueller (8)  
**HR:** Cavarretta (CHC)  
**Attendance:** 54,637

### Game 2 • October 4, 1945

CHICAGO	0	0	0	1	0	0	0		R	H	E
DETROIT	0	0	0	4	0	0	0		1	7	0
									4	7	0

**Pitchers:** WYSE, Erickson (7) vs. TRUCKS  
**HR:** Greenberg (DET)  
**Attendance:** 53,636

### Game 3 • October 5, 1945

CHICAGO	0	0	0	2	0	1	0		R	H	E
DETROIT	0	0	0	0	0	0	0		3	8	0
									0	1	2

**Pitchers:** PASSEAU vs. OVERMIRE, Benton (7)  
**Attendance:** 55,500

### Game 4 • October 6, 1945

DETROIT	0	0	0	4	0	0	0		R	H	E
CHICAGO	0	0	0	0	1	0	0		4	7	1
									1	5	1

**Pitchers:** TROUT vs. PRIM, Derringer (4), Vandenberg (6), Erickson (8)  
**Attendance:** 42,923

### Game 5 • October 7, 1945

DETROIT	0	0	1	0	0	4	1	0	2		R	H	E
CHICAGO	0	0	1	0	0	0	0	2	0		8	11	0
											4	7	2

**Pitchers:** NEWHOUSER vs. BOROWY, Vandenberg (6), Chipman (6), Derringer (7), Erickson (9)  
**Attendance:** 43,463

### Game 6 • October 8, 1945

DETROIT	0	1	0	0	0	2	4	0	0	0	0	0	0		R	H	E
CHICAGO	0	0	0	0	4	1	2	0	0	0	0	1		7	13	1	
														8	15	3	

**Pitchers:** TRUCKS, Caster (5), Bridges (6), Benton (7), TROUT (8) vs. PASSEAU, Wyse (7), Prim (8), BOROWY (9)  
**HR:** Greenberg (DET)  
**Attendance:** 41,708

### Game 7 • October 10, 1945

DETROIT	5	1	0	0	0	0	1	2		R	H	E
CHICAGO	1	0	0	1	0	0	1	0		9	9	1
										1	0	0

**Pitchers:** NEWHOUSER vs. BOROWY, Derringer (1), Vandenberg (2), Erickson (6), Passeau (8), Wyse (9)  
**Attendance:** 41,590

### TIGERS STATISTICS FROM THE 1945 WORLD SERIES

Player	AVG	G	AB	R	H	TB	2B	3B	HR	RBI	SH	SF	HB	BB	SO	SB	CS	OBP	SLG	E
Borom, Red	.000	2	1	0	0	0	0	0	0	0	0	0	0	0	0	0	0	.000	.000	0
Cramer, Doc	.379	7	29	7	11	11	0	0	0	4	0	0	1	1	0	1	0	.419	.379	0
Cullenbine, Roy	.227	7	22	5	7	11	2	0	0	4	1	0	0	8	2	1	0	.433	.318	0
Eaton, Zeb	.000	1	1	0	0	0	0	0	0	0	0	0	0	0	1	0	0	.000	.000	0
Greenberg, Hank	.304	7	23	7	7	16	3	0	2	7	1	0	1	6	5	0	0	.467	.696	0
Hoover, Joe	.333	1	3	1	1	1	0	0	0	1	0	0	0	0	0	0	1	.333	.333	0
Hostetler, Chuck	.000	3	3	0	0	0	0	0	0	0	0	0	0	0	0	0	0	.000	.000	0
Maier, Bob	1.000	1	1	0	1	1	0	0	0	0	0	0	0	0	0	0	0	1.000	1.000	0
Mayo, Eddie	.250	7	28	4	7	8	1	0	0	2	0	0	0	3	2	0	0	.323	.286	2
McHale, John	.000	3	3	0	0	0	0	0	0	0	0	0	0	0	1	0	0	.000	.000	0
Mierkowitz, Ed	.000	1	0	0	0	0	0	0	0	0	0	0	0	0	0	0	0	.000	.000	0
Newhouser, Hal	.000	3	8	0	0	0	0	0	0	1	0	0	0	1	1	0	0	.111	.000	1
Outlaw, Jimmy	.179	7	28	1	5	5	0	0	0	3	1	0	0	2	1	1	0	.233	.179	0
Overmire, Stubby	.000	1	1	0	0	0	0	0	0	0	0	0	0	0	0	0	0	.000	.000	0
Richards, Paul	.211	7	19	0	4	6	2	0	0	6	0	0	0	4	3	0	0	.348	.316	1
Swift, Bob	.250	3	4	1	1	1	0	0	0	0	0	0	0	2	0	0	0	.500	.250	0
Tobin, Jim	.000	1	1	0	0	0	0	0	0	0	0	0	0	0	0	0	0	.000	.000	0
Trout, Dizzy	.167	2	6	0	1	1	0	0	0	0	0	0	0	0	0	0	0	.167	.167	0
Trucks, Virgil	.000	2	4	0	0	0	0	0	0	0	0	0	0	1	1	0	0	.200	.000	0
Walker, Hub	.500	2	2	1	1	2	1	0	0	0	0	0	0	0	0	0	0	.500	1.000	0
Webb, Skeeter	.185	7	27	4	5	5	0	0	0	1	0	0	0	2	1	0	0	.241	.185	0
York, Rudy	.179	7	28	1	5	6	1	0	0	3	0	0	0	3	4	0	0	.258	.214	1
<b>Totals</b>	<b>.223</b>	<b>7</b>	<b>242</b>	<b>32</b>	<b>54</b>	<b>70</b>	<b>10</b>	<b>0</b>	<b>2</b>	<b>32</b>	<b>3</b>	<b>0</b>	<b>2</b>	<b>33</b>	<b>22</b>	<b>3</b>	<b>1</b>	<b>.321</b>	<b>.289</b>	<b>5</b>

Pitcher	W-L	ERA	G	GS	CG	SHO	SV	IP	H	AB	R	ER	HR	HB	BB	SO	WP	BK	AVG
Caster, George	0-0	0.00	1	0	0	0	0	0.2	0	2	0	0	0	0	0	1	0	0	.000
Mueller, Les	0-0	0.00	1	0	0	0	0	2.0	0	6	0	0	0	0	1	1	0	0	.000
Trout, Dizzy	1-1	0.66	2	1	1	0	0	13.2	9	47	2	1	0	0	3	9	0	0	.191
Benton, Al	0-0	1.93	3	0	0	0	0	4.2	6	18	1	1	0	0	0	5	0	0	.333
Overmire, Stubby	0-1	3.00	1	1	0	0	0	6.0	4	21	2	2	0	0	2	2	0	0	.190
Trucks, Virgil	1-0	3.38	2	2	1	0	0	13.1	14	51	5	5	0	0	5	7	0	0	.275
Tobin, Jim	0-0	6.00	1	0	0	0	0	3.0	4	12	2	2	1	0	1	0	0	0	.333
Newhouser, Hal	2-1	6.10	3	3	2	0	0	20.2	25	83	14	14	0	0	4	22	1	0	.301
Bridges, Tommy	0-0	16.20	1	0	0	0	0	1.2	3	7	3	3	0	0	3	1	0	0	.429
<b>Totals</b>	<b>4-3</b>	<b>3.84</b>	<b>7</b>	<b>7</b>	<b>4</b>	<b>0</b>	<b>0</b>	<b>65.2</b>	<b>65</b>	<b>247</b>	<b>29</b>	<b>28</b>	<b>1</b>	<b>0</b>	<b>19</b>	<b>48</b>	<b>1</b>	<b>0</b>	<b>.263</b>



# 1968 WORLD SERIES



## DETROIT (AL) 4 -- ST. LOUIS (NL) 3

### Game 1 • October 2, 1968

DETROIT 0 0 0 0 0 0 0  
ST. LOUIS 0 0 0 3 0 1 0 x

R H E  
0 5 3  
4 6 0

Pitchers: McLAIN, Dobson (6), McMahon (8) vs. GIBSON  
HR: Brock (STL)  
Attendance: 54,692

### Game 2 • October 3, 1968

DETROIT 0 1 1 0 0 3 1 0 2  
ST. LOUIS 0 0 0 0 0 1 0 0 0

R H E  
8 13 1  
1 6 1

Pitchers: LOLICH vs. BRILES, Carlton (6), Willis (7), Hoerner (9)  
HR: Horton (DET), Lolich (DET), Cash (DET)  
Attendance: 54,692

### Game 3 • October 5, 1968

ST. LOUIS 0 0 0 0 4 0 3 0 0  
DETROIT 0 2 1 0 0 0 0 0 0

R H E  
7 13 0  
3 4 0

Pitchers: WASHBURN, Hoerner (6) vs. WILSON, Dobson (5),  
McMahon (6), Patterson (7), Hiller (8)  
HR: Kaline (DET), McCarver (STL), McAuliffe (DET), Cepeda (STL)  
Attendance: 53,634

### Game 4 • October 6, 1968

ST. LOUIS 2 0 2 2 0 0 4 0  
DETROIT 0 0 0 1 0 0 0 0

R H E  
10 13 0  
1 5 4

Pitchers: GIBSON vs. McLAIN, Sparma (3), Patterson (4),  
Lasher (6), Hiller (8), Dobson (8)  
HR: Brock (STL), Gibson (STL), Northrup (DET)  
Attendance: 53,634

### Game 5 • October 7, 1968

ST. LOUIS 3 0 0 0 0 0 0 0  
DETROIT 0 0 0 2 0 0 3 0 x

R H E  
3 9 0  
5 9 1

Pitchers: Briles, HOERNER (7), Willis (7) vs. LOLICH  
HR: Cepeda (STL)  
Attendance: 53,634

### Game 6 • October 9, 1968

DETROIT 0 2 1 0 0 1 0 0 0  
ST. LOUIS 0 0 0 0 0 0 0 1

R H E  
13 12 1  
1 9 1

Pitchers: McLAIN vs. WASHBURN, Jaster (3), Willis (3),  
Hughes (3), Carlton (4), Granger (7), Nelson (9)  
HR: Northrup (DET), Kaline (DET)  
Attendance: 54,692

### Game 7 • October 10, 1968

DETROIT 0 0 0 0 0 0 3 0 1  
ST. LOUIS 0 0 0 0 0 0 0 1

R H E  
4 8 1  
1 5 0

Pitchers: LOLICH vs. GIBSON  
HR: Shannon (STL)  
Attendance: 54,692

### TIGERS STATISTICS FROM THE 1968 WORLD SERIES

Player	AVG	G	AB	R	H	TB	2B	3B	HR	RBI	SH	SF	HB	BB	SO	SB	CS	OBP	SLG	E
Brown, Gates	.000	1	1	0	0	0	0	0	0	0	0	0	0	0	0	0	0	.000	.000	0
Cash, Norm	.385	7	26	5	10	13	0	0	1	5	0	1	0	3	5	0	0	.433	.500	2
Comer, Wayne	1.000	1	1	0	1	1	0	0	0	0	0	0	0	0	0	0	0	1.000	1.000	0
Freehan, Bill	.083	7	24	0	2	3	1	0	0	2	0	0	0	4	8	0	0	.214	.125	2
Horton, Willie	.304	7	23	6	7	13	1	1	1	3	0	0	1	5	6	0	0	.448	.565	1
Kaline, Al	.379	7	29	6	11	19	2	0	2	8	0	0	1	0	7	0	0	.400	.655	0
Lolich, Mickey	.250	3	12	2	3	6	0	0	1	2	0	0	0	1	5	0	0	.308	.500	0
Matchick, Tommy	.000	3	3	0	0	0	0	0	0	0	0	0	0	0	1	0	0	.000	.000	0
Mathews, Eddie	.333	2	3	0	1	1	0	0	0	0	0	0	0	1	1	0	0	.500	.333	1
McAuliffe, Dick	.222	7	27	5	6	9	0	0	1	3	0	0	0	4	6	0	0	.323	.333	0
McLain, Denny	.000	3	6	0	0	0	0	0	0	0	1	0	0	0	4	0	0	.000	.000	1
Northrup, Jim	.250	7	28	4	7	15	0	1	2	8	0	0	0	1	5	0	1	.276	.536	2
Oyler, Ray	.000	4	0	0	0	0	0	0	0	0	1	0	0	0	0	0	0	.000	.000	0
Price, Jim	.000	2	2	0	0	0	0	0	0	0	0	0	0	0	1	0	0	.000	.000	0
Stanley, Mickey	.214	7	28	4	6	8	0	1	0	0	0	0	0	2	4	0	1	.267	.286	2
Tracewski, Dick	.000	2	0	1	0	0	0	0	0	0	0	0	0	0	0	0	0	.000	.000	0
Wert, Don	.118	6	17	1	2	2	0	0	0	2	0	0	1	6	5	0	0	.375	.118	0
Wilson, Earl	.000	1	1	0	0	0	0	0	0	0	0	0	0	0	1	0	0	.000	.000	0
<b>Totals</b>	<b>.242</b>	<b>7</b>	<b>231</b>	<b>34</b>	<b>56</b>	<b>90</b>	<b>4</b>	<b>3</b>	<b>8</b>	<b>33</b>	<b>2</b>	<b>1</b>	<b>3</b>	<b>27</b>	<b>59</b>	<b>0</b>	<b>2</b>	<b>.328</b>	<b>.390</b>	<b>11</b>

Pitcher	W-L	ERA	G	GS	CG	SHO	SV	IP	H	AB	R	ER	HR	HB	BB	SO	WP	BK	AVG
Dobson, Pat	0-0	3.86	3	0	0	0	0	4.2	5	18	2	2	2	0	1	0	0	0	.278
Hiller, John	0-0	13.50	2	0	0	0	0	2.0	6	13	4	3	0	0	3	1	0	0	.462
Lasher, Fred	0-0	0.00	1	0	0	0	0	2.0	1	7	0	0	0	0	0	1	0	0	.143
Lolich, Mickey	3-0	1.67	3	3	3	0	0	27.0	20	97	5	5	2	1	6	21	0	0	.206
McLain, Denny	1-2	3.24	3	3	1	0	0	16.2	18	68	8	6	1	0	4	13	0	0	.265
McMahon, Don	0-0	13.50	2	0	0	0	0	2.0	4	10	3	3	1	0	0	1	0	0	.400
Patterson, Daryl	0-0	0.00	2	0	0	0	0	3.0	1	8	0	0	0	0	1	0	0	0	.125
Sparma, Joe	0-0	54.00	1	0	0	0	0	0.1	2	3	2	2	1	0	0	0	0	0	.667
Wilson, Earl	0-1	6.23	1	1	0	0	0	4.1	4	15	3	3	0	0	6	3	0	0	.267
<b>Totals</b>	<b>4-3</b>	<b>3.48</b>	<b>7</b>	<b>7</b>	<b>4</b>	<b>0</b>	<b>0</b>	<b>62.0</b>	<b>61</b>	<b>239</b>	<b>27</b>	<b>24</b>	<b>7</b>	<b>1</b>	<b>21</b>	<b>40</b>	<b>0</b>	<b>0</b>	<b>.255</b>

POSTSEASON



# 1972 ALCS

## OAKLAND (WEST) 3 -- DETROIT (EAST) 2

### Game 1 • October 7, 1972

		<b>R</b>	<b>H</b>	<b>E</b>
<b>DETROIT</b>	0 10 000 000 01	2	6	2
<b>OAKLAND</b>	001 000 000 002	3	11	1

**Pitchers:** LOLICH, Seelbach (11) vs. Hunter; Blue (9), FINGERS (9)  
**HR:** Cash (DET), Kaline (DET)  
**Attendance:** 29,566

### Game 2 • October 8, 1972

		<b>R</b>	<b>H</b>	<b>E</b>
<b>DETROIT</b>	000 000 000	0	3	1
<b>OAKLAND</b>	100 040 00x	5	8	0

**Pitchers:** FRYMAN, Zachary (5), Scherman (5), LaGrow (6), Hiller (7) vs. ODOM  
**Attendance:** 31,068

### Game 3 • October 10, 1972

		<b>R</b>	<b>H</b>	<b>E</b>
<b>OAKLAND</b>	000 000 000	0	7	0
<b>DETROIT</b>	000 200 01x	3	8	1

**Pitchers:** HOLTZMAN, Fingers (5), Blue (6), Locker (7) vs. COLEMAN  
**HR:** Freehan (DET)  
**Attendance:** 41,156

### Game 4 • October 11, 1972

		<b>R</b>	<b>H</b>	<b>E</b>
<b>OAKLAND</b>	000 000 100 2	3	9	2
<b>DETROIT</b>	001 000 000 3	4	10	1

**Pitchers:** Hunter; Fingers (8), Blue (9), LOCKER (10), Horlen (10), Hamilton (10) vs. Lolich, Seelbach (10), HILLER (10)  
**HR:** McAuliffe (DET), Epstein (OAK)  
**Attendance:** 37,615

### Game 5 • October 12, 1972

		<b>R</b>	<b>H</b>	<b>E</b>
<b>OAKLAND</b>	010 100 000	2	4	0
<b>DETROIT</b>	100 000 000	1	5	2

**Pitchers:** ODOM, Blue (6) vs. FRYMAN, Hiller (9)  
**Attendance:** 50,276

### TIGERS STATISTICS FROM THE 1972 ALCS

Player	AVG	G	AB	R	H	TB	2B	3B	HR	RBI	SH	SF	HB	BB	SO	SB	CS	OBP	SLG	E
Brinkman, Ed	.250	1	4	0	1	2	1	0	0	0	0	0	0	0	0	0	0	.250	.500	0
Brown, Gates	.000	3	2	1	0	0	0	0	0	0	0	0	1	0	0	0	0	.333	.000	0
Brown, Ike	.500	1	2	0	1	1	0	0	0	2	0	0	0	1	0	0	0	.500	.500	0
Cash, Norm	.267	5	15	1	4	7	0	0	1	2	1	0	2	3	0	0	0	.353	.467	0
Coleman, Joe	.500	1	2	0	1	1	0	0	0	0	0	0	1	0	0	0	0	.667	.500	0
Freehan, Bill	.250	3	12	2	3	7	1	0	1	3	1	0	0	1	0	0	0	.250	.583	0
Fryman, Woodie	.000	2	3	0	0	0	0	0	0	0	0	0	0	0	0	0	0	.000	.000	0
Haller, Tom	.000	1	1	0	0	0	0	0	0	0	0	0	0	0	0	0	0	.000	.000	0
Horton, Willie	.100	5	10	0	1	1	0	0	0	0	0	0	1	3	0	0	0	.182	.100	0
Kaline, Al	.263	5	19	3	5	8	0	0	1	1	1	0	0	2	2	0	0	.333	.421	1
Knox, John	.000	1	0	0	0	0	0	0	0	0	0	0	0	0	0	0	0	.000	.000	0
Lolich, Mickey	.000	2	7	0	0	0	0	0	0	0	0	0	0	2	0	0	0	.000	.000	0
McAuliffe, Dick	.200	5	20	3	4	7	0	0	1	1	0	0	1	4	0	1	0	.238	.350	4
Northrup, Jim	.357	5	14	0	5	5	0	0	0	1	0	0	0	2	3	0	1	.438	.357	0
Rodriguez, Aurelio	.000	5	16	0	0	0	0	0	0	0	0	0	2	2	0	0	0	.111	.000	1
Sims, Duke	.214	4	14	0	3	7	2	1	0	0	0	0	1	2	0	0	0	.267	.500	1
Stanley, Mickey	.333	4	6	0	2	2	0	0	0	0	0	0	0	0	0	0	0	.333	.333	0
Taylor, Tony	.133	4	15	0	2	4	2	0	0	0	0	0	0	2	0	0	0	.133	.267	0
<b>Totals</b>	<b>.198</b>	<b>5</b>	<b>162</b>	<b>10</b>	<b>32</b>	<b>52</b>	<b>6</b>	<b>1</b>	<b>4</b>	<b>10</b>	<b>3</b>	<b>0</b>	<b>0</b>	<b>13</b>	<b>25</b>	<b>0</b>	<b>2</b>	<b>.257</b>	<b>.321</b>	<b>7</b>

Pitcher	W-L	ERA	G	GS	CG	SHO	SV	IP	H	AB	R	ER	HR	HB	BB	SO	WP	BK	AVG
Coleman, Joe	1-0	0.00	1	1	1	1	0	9.0	7	34	0	0	0	0	3	14	0	0	.206
Fryman, Woodie	0-2	3.65	2	2	0	0	0	12.1	11	45	6	5	0	2	2	8	0	1	.244
Hiller, John	1-0	0.00	3	0	0	0	0	3.1	1	9	0	0	0	0	1	1	0	0	.111
LaGrow, Lerrin	0-0	0.00	1	0	0	0	0	1.0	0	3	0	0	0	1	0	1	0	0	.000
Lolich, Mickey	0-1	1.42	2	2	0	0	0	19.0	14	69	4	3	1	0	5	10	0	0	.203
Scherman, Fred	0-0	0.00	1	0	0	0	0	0.2	1	3	0	0	0	0	0	1	0	0	.333
Seelbach, Chuck	0-0	18.00	2	0	0	0	0	1.0	4	7	2	2	0	0	0	0	0	0	.571
Zachary, Chris	0-0	---	1	0	0	0	0	0.0	0	0	1	1	0	0	1	0	2	0	---
<b>Totals</b>	<b>2-3</b>	<b>2.14</b>	<b>5</b>	<b>5</b>	<b>1</b>	<b>1</b>	<b>0</b>	<b>46.1</b>	<b>38</b>	<b>170</b>	<b>13</b>	<b>11</b>	<b>1</b>	<b>3</b>	<b>12</b>	<b>35</b>	<b>2</b>	<b>1</b>	<b>.224</b>



## DETROIT (EAST) 3 -- KANSAS CITY (WEST) 0

## Game 1 • October 2, 1984

		R	H	E
DETROIT	2 00 110 121	8	14	0
KANSAS CITY	0 00 000 100	1	5	1

**Pitchers:** MORRIS, Hernandez (8) vs. BLACK, Huisman (6), M. Jones (8)

**HR:** Herndon (DET), Trammell (DET), Parrish (DET)

**Attendance:** 41,973

## Game 2 • October 3, 1984

		R	H	E
DETROIT	2 01 000 000 02	5	8	1
KANSAS CITY	0 00 100 110 00	3	10	3

**Pitchers:** Petry, Hernandez (8), LOPEZ (9) vs. Saberhagen, QUISENBERRY (9)

**HR:** Gibson (DET)

**Attendance:** 42,019

## Game 3 • October 5, 1984

		R	H	E
KANSAS CITY	0 00 0 00 000	0	3	3
DETROIT	0 10 0 00 00x	1	3	0

**Pitchers:** LEIBRANDT vs. WILCOX, Hernandez (9)

**Attendance:** 52,168

## TIGERS STATISTICS FROM THE 1984 ALCS

Player	AVG	G	AB	R	H	TB	2B	3B	HR	RBI	SH	SF	HB	BB	SO	SB	CS	OBP	SLG	E
Baker, Doug	.000	1	0	0	0	0	0	0	0	0	0	0	0	0	0	0	0	.000	.000	0
Bergman, Dave	1.000	2	1	1	1	1	0	0	0	0	0	0	0	0	0	1	0	1.000	1.000	0
Brookens, Tom	.000	2	2	0	0	0	0	0	0	0	0	0	0	0	1	0	0	.000	.000	1
Castillo, Marty	.250	3	8	0	2	2	0	0	0	2	0	0	0	0	3	1	0	.250	.250	0
Evans, Darrell	.300	3	10	1	3	4	1	0	0	1	1	0	0	1	0	1	0	.364	.400	0
Garbey, Barbaro	.333	3	9	1	3	3	0	0	0	0	0	0	0	1	0	0	0	.333	.333	0
Gibson, Kirk	.417	3	12	2	5	9	1	0	1	2	0	0	0	2	1	1	0	.500	.750	0
Grubb, Johnny	.250	1	4	0	1	2	1	0	0	2	1	0	0	0	0	0	0	.250	.500	0
Herndon, Larry	.200	2	5	1	1	4	0	0	1	1	0	0	0	1	2	0	0	.333	.800	0
Jones, Ruppert	.000	2	5	1	0	0	0	0	0	0	0	0	0	1	1	0	0	.167	.000	0
Kuntz, Rusty	.000	1	1	0	0	0	0	0	0	0	0	0	0	0	0	0	0	.000	.000	0
Lemon, Chet	.000	3	13	1	0	0	0	0	0	0	0	0	0	1	0	0	0	.000	.000	0
Parrish, Lance	.250	3	12	1	3	7	1	0	1	3	0	1	0	0	3	0	0	.231	.583	0
Trammell, Alan	.364	3	11	2	4	9	0	1	1	3	0	0	0	3	1	0	0	.500	.818	0
Whitaker, Lou	.143	3	14	3	2	2	0	0	0	0	0	0	0	3	0	0	0	.143	.143	0
<b>Totals</b>	<b>.234</b>	<b>3</b>	<b>107</b>	<b>14</b>	<b>25</b>	<b>43</b>	<b>4</b>	<b>1</b>	<b>4</b>	<b>14</b>	<b>2</b>	<b>1</b>	<b>0</b>	<b>8</b>	<b>17</b>	<b>4</b>	<b>0</b>	<b>.284</b>	<b>.402</b>	<b>1</b>

Pitcher	W-L	ERA	G	GS	CG	SHO	SV	IP	H	AB	R	ER	HR	HB	BB	SO	WP	BK	AVG
Hernandez, Willie	0-0	2.25	3	0	0	0	1	4.0	3	15	1	1	0	0	1	3	0	0	.200
Lopez, Aurelio	1-0	0.00	1	0	0	0	0	3.0	4	12	0	0	0	0	1	2	0	0	.333
Morris, Jack	1-0	1.29	1	1	0	0	0	7.0	5	26	1	1	0	0	1	4	0	0	.192
Petry, Dan	0-0	2.57	1	1	0	0	0	7.0	4	27	2	2	0	0	1	4	0	0	.148
Wilcox, Milt	1-0	0.00	1	1	0	0	0	8.0	2	26	0	0	0	0	2	8	0	0	.077
<b>Totals</b>	<b>3-0</b>	<b>1.24</b>	<b>3</b>	<b>3</b>	<b>0</b>	<b>1</b>	<b>1</b>	<b>29.0</b>	<b>18</b>	<b>106</b>	<b>4</b>	<b>4</b>	<b>0</b>	<b>0</b>	<b>6</b>	<b>21</b>	<b>0</b>	<b>0</b>	<b>.170</b>

## LONGEST SINGLE-SEASON HOME WINNING STREAKS

The Tigers posted a 10-game winning streak at home during the 2013 season, tied for the fourth-longest home winning streak in club history. The following list contains the longest home winning streaks in franchise history:

Year	Streak	Dates
1909	17	August 19-September 7
1919	13	June 1-July 10
1949	11	August 12-29
1927	10	August 10-20
1934	10	August 3-September 5
1975	10	July 3-20
2006	10	June 15-July 15
2012	10	July 18-August 7
2013	10	July 14-August 15

Courtesy of STATS LLC



# 1984 WORLD SERIES

## DETROIT (AL) 4 -- SAN DIEGO (NL) 1

### Game 1 • October 9, 1984

DETROIT	1 0 0 0 2 0 0 0 0	R H E
SAN DIEGO	2 0 0 0 0 0 0 0 0	3 8 0
		2 8 1

**Pitchers:** MORRIS vs. THURMOND, Hawkins (6), Dravecky (8)  
**HR:** Herndon (DET)  
**Attendance:** 57,908

### Game 2 • October 10, 1984

DETROIT	3 0 0 0 0 0 0 0 0	R H E
SAN DIEGO	1 0 0 1 3 0 0 0 x	3 7 3
		5 11 0

**Pitchers:** PETRY, Lopez (5), Scherrer (6), Blair (7), Hernandez (8) vs. Whitson, HAWKINS (1), Lefferts (7)  
**HR:** Bevacqua (SD)  
**Attendance:** 57,911

### Game 3 • October 12, 1984

SAN DIEGO	0 0 1 0 0 0 1 0 0	R H E
DETROIT	0 4 1 0 0 0 0 0 x	2 10 0
		5 7 0

**Pitchers:** LOLLAR, Booker (2), Harris (3) vs. WILCOX, Scherrer (7), Hernandez (7)  
**HR:** Castillo (DET)  
**Attendance:** 51,970

### Game 4 • October 13, 1984

SAN DIEGO	0 1 0 0 0 0 0 1	R H E
DETROIT	2 0 2 0 0 0 0 0 x	2 5 2
		4 7 0

**Pitchers:** SHOW, Dravecky (3), Lefferts (7), Gossage (8) vs. MORRIS  
**HR:** Trammell 2 (DET), Kennedy (SD)  
**Attendance:** 52,130

### Game 5 • October 14, 1984

SAN DIEGO	0 0 1 2 0 0 0 1 0	R H E
DETROIT	3 0 0 0 1 0 1 3 x	4 10 1
		8 11 1

**Pitchers:** Thurmond, HAWKINS (1), Lefferts (5), Gossage (7) vs. Petry, Scherrer (4), LOPEZ (5), Hernandez (8)  
**HR:** Gibson 2 (DET), Parrish (DET), Bevacqua (SD)  
**Attendance:** 51,901

### TIGERS STATISTICS FROM THE 1984 WORLD SERIES

Player	AVG	G	AB	R	H	TB	2B	3B	HR	RBI	SH	SF	HB	BB	SO	SB	CS	OBP	SLG	E	
Bergman, Dave	.000	5	5	0	0	0	0	0	0	0	0	0	0	0	1	0	0	0	.000	.000	0
Brookens, Tom	.000	3	3	0	0	0	0	0	0	0	0	0	0	0	1	0	0	0	.000	.000	0
Castillo, Marty	.333	3	9	2	3	6	0	0	1	2	0	0	0	2	1	0	0	0	.455	.667	0
Evans, Darrell	.067	5	15	1	1	1	0	0	0	1	0	0	0	4	4	0	0	0	.263	.067	0
Garbey, Barbaro	.000	4	12	0	0	0	0	0	0	0	0	0	0	0	2	0	0	0	.000	.000	0
Gibson, Kirk	.333	5	18	4	6	12	0	0	2	7	0	0	1	4	4	3	1	0	.478	.667	2
Grubb, Johnny	.333	4	3	0	1	1	0	0	0	0	0	0	1	0	0	0	0	0	.500	.333	0
Herndon, Larry	.333	5	15	1	5	8	0	0	1	3	0	0	0	3	2	0	1	0	.444	.533	0
Johnson, Howard	.000	1	1	0	0	0	0	0	0	0	0	0	0	0	0	0	0	0	.000	.000	0
Jones, Ruppert	.000	2	3	0	0	0	0	0	0	0	0	0	0	0	1	0	0	0	.000	.000	0
Kuntz, Rusty	.000	2	1	0	0	0	0	0	0	1	0	1	0	0	1	0	0	0	.000	.000	0
Lemon, Chet	.294	5	17	1	5	5	0	0	0	1	0	0	0	2	2	2	1	0	.368	.294	0
Parrish, Lance	.278	5	18	3	5	9	1	0	1	2	0	1	0	3	2	1	0	0	.364	.500	1
Trammell, Alan	.450	5	20	5	9	16	1	0	2	6	1	0	0	2	2	1	1	0	.500	.800	1
Whitaker, Lou	.278	5	18	6	5	7	2	0	0	0	1	0	0	4	4	0	0	0	.409	.389	0
<b>Totals</b>	<b>.253</b>	<b>5</b>	<b>158</b>	<b>23</b>	<b>40</b>	<b>65</b>	<b>4</b>	<b>0</b>	<b>7</b>	<b>23</b>	<b>2</b>	<b>2</b>	<b>2</b>	<b>24</b>	<b>27</b>	<b>7</b>	<b>4</b>	<b>.355</b>	<b>.411</b>	<b>4</b>	

Pitcher	W-L	ERA	G	GS	CG	SHO	SV	IP	H	AB	R	ER	HR	HB	BB	SO	WP	BK	AVG
Bair, Doug	0-0	0.00	1	0	0	0	0	0.2	0	1	0	0	0	0	0	1	0	0	.000
Hernandez, Willie	0-0	1.69	3	0	0	0	2	5.1	4	19	1	1	1	0	0	0	0	0	.211
Lopez, Aurelio	1-0	0.00	2	0	0	0	0	3.0	1	10	0	0	0	0	1	4	0	0	.100
Morris, Jack	2-0	2.00	2	2	2	0	0	18.0	13	64	4	4	1	0	3	13	2	0	.203
Petry, Dan	0-1	9.00	2	2	0	0	0	8.0	14	35	8	8	1	0	5	4	0	1	.400
Scherrer, Bill	0-0	3.00	3	0	0	0	0	3.0	5	12	1	1	0	0	0	0	0	0	.417
Wilcox, Milt	1-0	1.50	1	1	0	0	0	6.0	7	25	1	1	0	0	2	4	0	0	.280
<b>Totals</b>	<b>4-1</b>	<b>3.07</b>	<b>5</b>	<b>5</b>	<b>2</b>	<b>0</b>	<b>2</b>	<b>44.0</b>	<b>44</b>	<b>166</b>	<b>15</b>	<b>15</b>	<b>3</b>	<b>0</b>	<b>11</b>	<b>26</b>	<b>2</b>	<b>1</b>	<b>.265</b>

### BACK-TO-BACK HOME RUNS IN THE PLAYOFFS

Victor Martinez and J.D. Martinez hit back-to-back home runs for the Tigers in Game 1 of the American League Division Series at Baltimore on October 2, 2014, while J.D. Martinez and Nicholas Castellanos connected for back-to-back home runs in Game Two on October 3, 2014. It marked just the second and third times in franchise history that the Tigers have hit back-to-back homers in the postseason. It also was the first time a team has hit back-to-back home runs in consecutive postseason games since Tampa Bay did so in the 2008 American League Championship Series vs. Boston.



**MINNESOTA (WEST) 4 -- DETROIT (EAST) 1**

**Game 1 • October 7, 1987**

		<b>R H E</b>
DETROIT	0 0 1 0 0 1 2 0	5 10 0
MINNESOTA	0 1 0 0 3 0 0 4 x	8 10 0

**Pitchers:** ALEXANDER, Henneman (8), Hernandez (8), King (8)  
 vs. Viola, REARDON (8)  
**HR:** Heath (DET), Gibson (DET), Gaetti 2 (MIN)  
**Attendance:** 53,269

**Game 2 • October 8, 1987**

		<b>R H E</b>
DETROIT	0 2 0 0 0 0 0 1 0	3 7 1
MINNESOTA	0 3 0 2 1 0 0 0 x	6 6 0

**Pitchers:** MORRIS vs. BLYLEVEN, Berenguer (8)  
**HR:** Lemon (DET), Whitaker (DET), Hrbek (MIN)  
**Attendance:** 55,245

**Game 3 • October 10, 1987**

		<b>R H E</b>
MINNESOTA	0 0 0 2 0 2 0 0	6 8 1
DETROIT	0 0 5 0 0 0 0 2 x	7 7 0

**Pitchers:** Straker, Schatzeder (3), Berenguer (7), REARDON (8)  
 vs. Terrell, HENNEMAN (7)  
**HR:** Gagne (MIN), Brunansky (MIN), Sheridan (DET)  
**Attendance:** 49,730

**Game 4 • October 11, 1987**

		<b>R H E</b>
MINNESOTA	0 0 1 1 1 1 0 1 0	5 7 1
DETROIT	1 0 0 0 1 1 0 0 0	3 7 3

**Pitchers:** VIOLA, Atherton (6), Berenguer (6), Reardon (9) vs.  
 TANANA, Petry (6), Thurmond (9)  
**HR:** Puckett (MIN), Gagne (MIN)  
**Attendance:** 51,939

**Game 5 • October 12, 1987**

		<b>R H E</b>
MINNESOTA	0 4 0 0 0 0 1 1 3	9 15 1
DETROIT	0 0 0 3 0 0 0 1 1	5 9 1

**Pitchers:** BLYLEVEN, Schatzeder (7), Berenguer (8), Reardon (8)  
 vs. ALEXANDER, King (2), Henneman (7), Robinson (9)  
**HR:** Brunansky (MIN), Nokes (DET), Lemon (DET)  
**Attendance:** 47,448

**TIGERS STATISTICS FROM THE 1987 ALCS**

Player	AVG	G	AB	R	H	TB	2B	3B	HR	RBI	SH	SF	HB	BB	SO	CS	OBP	SLG	E
Bergman, Dave	.250	4	4	0	1	1	0	0	0	2	0	1	0	0	1	0	.200	.250	0
Brookens, Tom	.000	5	13	0	0	0	0	0	0	0	1	0	0	0	3	0	.000	.000	0
Evans, Darrell	.294	5	17	0	5	5	0	0	0	0	0	0	1	4	2	0	.455	.294	3
Gibson, Kirk	.286	5	21	4	6	10	1	0	1	4	0	0	0	3	8	3	.375	.476	0
Grubb, Johnny	.571	4	7	0	4	4	0	0	0	0	0	0	0	0	1	0	.571	.571	0
Heath, Mike	.286	3	7	1	2	5	0	0	1	2	1	0	0	0	0	0	.286	.714	0
Herdon, Larry	.333	3	9	1	3	4	1	0	0	2	0	0	0	1	1	0	.400	.444	1
Lemon, Chet	.278	5	18	4	5	11	0	0	2	4	0	1	0	1	4	0	.300	.611	0
Madlock, Bill	.000	1	5	0	0	0	0	0	0	0	0	0	0	0	3	0	.000	.000	0
Morrison, Jim	.400	2	5	1	2	2	0	0	0	0	0	0	0	0	1	0	.400	.400	0
Nokes, Matt	.143	5	14	2	2	5	0	0	1	2	0	0	0	1	4	0	.200	.357	0
Sheridan, Pat	.300	5	10	2	3	7	1	0	1	2	0	0	2	0	2	1	.417	.700	0
Trammell, Alan	.200	5	20	3	4	5	1	0	0	2	0	0	0	1	2	0	.238	.250	1
Whitaker, Lou	.176	5	17	4	3	6	0	0	1	1	0	0	0	7	3	1	.417	.353	0
<b>Totals</b>	<b>.240</b>	<b>5</b>	<b>167</b>	<b>23</b>	<b>40</b>	<b>65</b>	<b>4</b>	<b>0</b>	<b>7</b>	<b>21</b>	<b>2</b>	<b>2</b>	<b>3</b>	<b>18</b>	<b>35</b>	<b>5</b>	<b>.321</b>	<b>.389</b>	<b>5</b>

Pitcher	W-L	ERA	G	GS	CG	SHO	SV	IP	H	AB	R	ER	HR	HB	BB	SO	WP	BK	AVG
Alexander, Doyle	0-2	10.00	2	2	0	0	0	9.0	14	39	10	10	2	1	1	5	0	0	.359
Henneman, Mike	1-0	10.80	3	0	0	0	0	5.0	6	21	6	6	1	0	6	3	0	0	.286
Hernandez, Willie	0-0	0.00	1	0	0	0	0	0.1	2	2	0	0	0	0	0	0	0	0	1.000
King, Eric	0-0	1.69	2	0	0	0	0	5.1	3	19	1	1	0	1	2	4	1	0	.158
Morris, Jack	0-1	6.75	1	1	1	0	0	8.0	6	30	6	6	1	0	3	7	0	0	.200
Petry, Dan	0-0	0.00	1	0	0	0	0	3.1	1	13	1	0	0	0	0	1	1	0	.077
Robinson, Jeff	0-0	0.00	1	0	0	0	0	0.1	1	2	0	0	0	0	0	0	0	0	.500
Tanana, Frank	0-1	5.06	1	1	0	0	0	5.1	6	20	4	3	2	3	4	1	1	0	.300
Terrell, Walt	0-0	9.00	1	1	0	0	0	6.0	7	24	6	6	2	0	4	4	0	0	.292
Thurmond, Mark	0-0	0.00	1	0	0	0	0	0.1	0	1	0	0	0	0	0	0	0	0	.000
<b>Totals</b>	<b>1-4</b>	<b>6.70</b>	<b>5</b>	<b>5</b>	<b>1</b>	<b>0</b>	<b>0</b>	<b>43.0</b>	<b>46</b>	<b>171</b>	<b>34</b>	<b>32</b>	<b>8</b>	<b>5</b>	<b>20</b>	<b>25</b>	<b>3</b>	<b>0</b>	<b>.269</b>



# 2006 ALDS

## DETROIT (WILD CARD) 3 -- NEW YORK (EAST) 1

### Game 1 • October 3, 2006

DETROIT	0 0 0	0 3 0	1 0 0	R	H	E
				4	8	0
NEW YORK	0 0 5	0 0 2	1 0 x	8	14	0

**Pitchers:** ROBERTSON, Grilli (6), Walker (7) vs. WANG, Myers (7), Proctor (7), Farnsworth (8), Rivera (9)  
**HR:** Monroe (DET), Granderson (DET), Giambi (NYY), Jeter (NYY)  
**Attendance:** 56,291

### Game 2 • October 5, 2006

DETROIT	0 1 0	0 1 1	1 0 0	R	H	E
				4	8	0
NEW YORK	0 0 0	3 0 0	0 0 0	3	8	1

**Pitchers:** Verlander; WALKER (6), Zumaya (7), Jones (9) vs. MUSSINA, Proctor (8), Bruney (9)  
**HR:** Guillen (DET), Damon (NYY)  
**Attendance:** 56,252

### Game 3 • October 6, 2006

NEW YORK	0 0 0	0 0 0	0 0 0	R	H	E
				0	5	0
DETROIT	0 3 0	0 0 2	1 0 x	6	10	0

**Pitchers:** JOHNSON, Bruney (6), Villone (8) vs. ROGERS, Zumaya (8), Jones (9)  
**HR:** Granderson (DET)  
**Attendance:** 43,440

### Game 4 • October 7, 2006

NEW YORK	0 0 0	0 0 0	1 0 2	R	H	E
				3	6	2
DETROIT	0 3 1	0 3 1	0 0 x	8	13	0

**Pitchers:** WRIGHT, Lidle (3), Bruney (5), Proctor (5), Farnsworth (8) vs. BONDERMAN, Walker (9)  
**HR:** Posada (NYY), Ordoñez (DET), Monroe (DET)  
**Attendance:** 43,126

### TIGERS STATISTICS FROM THE 2006 ALDS

Player	AVG	G	AB	R	H	TB	2B	3B	HR	RBI	SH	SF	HB	BB	SO	SB	CS	OBP	SLG	E
Casey, Sean	.353	4	17	1	6	9	3	0	0	4	0	0	0	0	0	0	0	.353	.529	0
Granderson, Curtis	.294	4	17	3	5	13	0	1	2	5	0	1	0	0	1	1	0	.278	.765	0
Guillen, Carlos	.571	4	14	3	8	14	3	0	1	2	0	0	2	1	0	0	0	.625	1.000	0
Inge, Brandon	.133	4	15	1	2	2	0	0	0	0	1	0	0	0	6	0	0	.133	.133	0
Monroe, Craig	.188	4	16	3	3	10	1	0	2	3	0	0	0	0	3	0	0	.188	.625	0
Ordoñez, Magglio	.267	4	15	3	4	8	1	0	1	2	0	0	0	1	2	0	1	.313	.533	0
Polanco, Placido	.412	4	17	3	7	8	1	0	0	2	0	0	0	1	1	0	1	.444	.471	0
Rodriguez, Ivan	.231	4	13	3	3	4	1	0	0	3	0	1	0	2	3	0	0	.313	.308	0
Thames, Marcus	.333	4	15	2	5	7	2	0	0	1	0	0	0	1	5	0	0	.375	.467	0
<b>Totals</b>	<b>.309</b>	<b>4</b>	<b>139</b>	<b>22</b>	<b>43</b>	<b>75</b>	<b>12</b>	<b>1</b>	<b>6</b>	<b>22</b>	<b>1</b>	<b>2</b>	<b>0</b>	<b>7</b>	<b>22</b>	<b>1</b>	<b>2</b>	<b>.338</b>	<b>.540</b>	<b>0</b>

Pitcher	W-L	ERA	G	GS	CG	SHO	SV	IP	H	AB	R	ER	HR	HB	BB	SO	WP	BK	AVG
Bonderman, Jeremy	1-0	2.16	1	1	0	0	0	8.1	5	30	2	2	0	0	1	4	0	0	.167
Grilli, Jason	0-0	0.00	1	0	0	0	0	0.1	0	1	0	0	0	0	0	0	0	0	.000
Jones, Todd	0-0	0.00	2	0	0	0	1	2.0	1	7	0	0	0	0	0	2	0	0	.143
Robertson, Nate	0-1	11.12	1	1	0	0	0	5.2	12	28	7	7	1	2	0	1	0	0	.429
Rogers, Kenny	1-0	0.00	1	1	0	0	0	7.2	5	27	0	0	0	1	2	8	0	0	.185
Verlander, Justin	0-0	5.06	1	1	0	0	0	5.1	7	22	3	3	1	0	4	5	0	0	.318
Walker, Jamie	1-0	4.91	3	0	0	0	0	3.2	3	13	2	2	2	0	1	1	0	0	.231
Zumaya, Joel	0-0	0.00	2	0	0	0	0	2.0	0	6	0	0	0	0	0	3	0	0	.000
<b>Totals</b>	<b>3-1</b>	<b>3.60</b>	<b>4</b>	<b>4</b>	<b>0</b>	<b>1</b>	<b>1</b>	<b>35.0</b>	<b>33</b>	<b>134</b>	<b>14</b>	<b>14</b>	<b>4</b>	<b>3</b>	<b>8</b>	<b>24</b>	<b>0</b>	<b>0</b>	<b>.246</b>



**DETROIT (WILD CARD) 4 -- OAKLAND (WEST) 0**

**Game 1 • October 10, 2006**

							<b>R H E</b>
<b>DETROIT</b>	0 0 2	3 0 0	0 0 0				5 11 1
<b>OAKLAND</b>	0 0 0	0 0 0	0 1 0				1 8 1

**Pitchers:** ROBERTSON, Rodney (6), Zumaya (8), Jones (9) vs. ZITO, Gaudin (4), Kennedy (6), Calero (7), Blanton (8)  
**HR:** Inge (DET), Rodriguez (DET)  
**Attendance:** 35,655

**Game 2 • October 11, 2006**

							<b>R H E</b>
<b>DETROIT</b>	0 1 0	4 0 2	0 0 1				8 11 0
<b>OAKLAND</b>	1 0 2	0 0 1	1 0 0				5 11 1

**Pitchers:** VERLANDER, Ledezma (6), Grilli (7), Rodney (8), Jones (9) vs. LOAIZA, Gaudin (7), Kennedy (7), Street (8)  
**HR:** Gomez (DET), Granderson (DET), Bradley 2 (OAK), Chavez (OAK)  
**Attendance:** 36,168

**Game 3 • October 13, 2006**

							<b>R H E</b>
<b>OAKLAND</b>	0 0 0	0 0 0	0 0 0				0 2 0
<b>DETROIT</b>	2 0 0	0 1 0	0 0 x				3 6 0

**Pitchers:** HARDEN, Gaudin (6), Kennedy (7), Calero (8) vs. ROGERS, Rodney (8), Jones (9)  
**HR:** Monroe (DET)  
**Attendance:** 41,669

**Game 4 • October 14, 2006**

							<b>R H E</b>
<b>OAKLAND</b>	2 0 0	1 0 0	0 0 0				3 8 1
<b>DETROIT</b>	0 0 0	0 2 1	0 0 3				6 11 0

**Pitchers:** Haren, Kennedy (6), Calero (7), STREET (7) vs. Bonderman, Walker (7), Grilli (8), LEDEZMA (9)  
**HR:** Payton (OAK), Ordoñez 2 (DET)  
**Attendance:** 42,967

**TIGERS STATISTICS FROM THE 2006 ALCS**

Player	AVG	G	AB	R	H	TB	2B	3B	HR	RBI	SH	SF	HB	BB	SO	SB	CS	OBP	SLG	E
Casey, Sean	.333	1	3	0	1	1	0	0	0	0	0	0	0	1	0	0	0	.500	.333	0
Gomez, Alexis	.444	3	9	1	4	7	0	0	1	4	0	0	0	2	0	0	0	.444	.778	0
Granderson, Curtis	.333	4	15	4	5	10	2	0	1	2	0	0	4	2	1	0	0	.474	.667	0
Guillen, Carlos	.188	4	16	1	3	4	1	0	0	0	0	0	1	4	0	0	0	.235	.250	1
Infante, Omar	.500	1	2	0	1	1	0	0	0	0	0	0	1	1	1	0	0	.667	.500	0
Inge, Brandon	.333	4	12	3	4	8	1	0	1	3	0	1	0	3	3	0	0	.438	.667	0
Monroe, Craig	.429	4	14	5	6	11	2	0	1	4	0	1	0	3	4	0	0	.500	.786	0
Ordoñez, Magglio	.235	4	17	3	4	10	0	0	2	6	0	0	2	2	0	0	0	.316	.588	0
Perez, Neifi	.000	1	4	0	0	0	0	0	0	0	1	0	0	0	1	0	0	.000	.000	0
Polanco, Placido	.529	4	17	2	9	10	1	0	0	2	0	0	2	1	0	0	0	.579	.588	0
Rodriguez, Ivan	.125	4	16	2	2	5	0	0	1	1	0	0	1	4	0	0	0	.176	.313	0
Santiago, Ramon	.000	3	7	0	0	0	0	0	0	0	0	0	1	0	0	0	0	.125	.000	0
Thames, Marcus	.000	2	5	1	0	0	0	0	0	0	0	0	0	1	0	0	0	.000	.000	0
<b>Totals</b>	<b>.285</b>	<b>4</b>	<b>137</b>	<b>22</b>	<b>39</b>	<b>67</b>	<b>7</b>	<b>0</b>	<b>7</b>	<b>22</b>	<b>1</b>	<b>2</b>	<b>0</b>	<b>19</b>	<b>25</b>	<b>2</b>	<b>0</b>	<b>.367</b>	<b>.489</b>	<b>1</b>

Pitcher	W-L	ERA	G	GS	CG	SHO	SV	IP	H	AB	R	ER	HR	HB	BB	SO	WP	BK	AVG
Bondeman, Jeremy	0-0	4.05	1	1	0	0	0	6.2	6	26	3	3	1	0	2	3	1	0	.231
Grilli, Jason	0-0	0.00	2	0	0	0	0	1.0	1	3	0	0	0	0	3	1	0	0	.333
Jones, Todd	0-0	0.00	3	0	0	0	2	3.0	3	12	0	0	0	0	1	2	0	0	.250
Ledezma, Wil	1-0	3.38	2	0	0	0	0	2.2	2	10	1	1	0	1	1	1	0	0	.200
Robertson, Nate	1-0	0.00	1	1	0	0	0	5.0	6	18	0	0	0	0	3	4	0	0	.333
Rodney, Fernando	0-0	0.00	3	0	0	0	0	3.2	1	11	0	0	0	0	1	4	0	0	.091
Rogers, Kenny	1-0	0.00	1	1	0	0	0	7.1	2	23	0	0	0	1	2	6	0	0	.087
Verlander, Justin	1-0	6.75	1	1	0	0	0	5.1	7	23	4	4	2	0	1	6	1	1	.304
Walker, Jamie	0-0	0.00	1	0	0	0	0	0.1	0	1	0	0	0	0	0	1	0	0	.000
Zumaya, Joel	0-0	9.00	1	0	0	0	0	1.0	1	4	1	1	0	0	0	0	0	0	.250
<b>Totals</b>	<b>4-0</b>	<b>2.25</b>	<b>4</b>	<b>4</b>	<b>0</b>	<b>1</b>	<b>2</b>	<b>36.0</b>	<b>29</b>	<b>131</b>	<b>9</b>	<b>9</b>	<b>4</b>	<b>1</b>	<b>14</b>	<b>28</b>	<b>2</b>	<b>1</b>	<b>.221</b>

**TIGERS REACH THREE MILLION MARK IN 2013**

The Tigers welcomed 3,083,397 fans to Comerica Park during the 2013 season, marking the second consecutive season and fourth time in club history the team surpassed the three million mark in attendance. The club surpassed the three million mark with 3,047,139 tickets sold during the 2007 season, established a single-season franchise record with 3,202,645 tickets sold during the 2008 season and sold 3,028,033 during the 2012 season.

Detroit sold out 34 of the club's home games at Comerica Park during the 2013 season, while the Tigers sold out 33 during the 2012 season and 27 of the club's home games at Comerica Park during the 2008 season.

Forty-one of Detroit's 81 home games at Comerica Park during the 2007 season were sellouts, including 14 straight home games June 29-August 4. The 14 straight sellouts established a Comerica Park record.



# 2006 WORLD SERIES

## ST. LOUIS (NL) 4 -- DETROIT (AL) 1

### Game 1 • October 21, 2006

ST. LOUIS	0 1 3 0 0 3 0 0 0	R H E
DETROIT	1 0 0 0 0 0 0 0 1	7 8 2
		2 4 3

**Pitchers:** REYES, Looper (9) vs. VERLANDER, Grilli (6), Rodney (7), Ledezma (8), Jones (9), Walker (9)  
**HR:** Monroe (DET), Rolen (STL), Pujols (STL)  
**Attendance:** 42,479

### Game 2 • October 22, 2006

ST. LOUIS	0 0 0 0 0 0 0 1	R H E
DETROIT	2 0 0 0 1 0 0 0 x	1 4 1
		3 10 1

**Pitchers:** WEAVER, Johnson (6), Kinney (6), Flores (7), Thompson (8), Wainwright (8) vs. ROGERS, Jones (9)  
**HR:** Monroe (DET)  
**Attendance:** 42,533

### Game 3 • October 24, 2006

DETROIT	0 0 0 0 0 0 0 0	R H E
ST. LOUIS	0 0 0 2 0 0 2 1 x	0 3 1
		5 7 0

**Pitchers:** ROBERTSON, Ledezma (6), Zumaya (6), Grilli (7), Rodney (8), Miner (8) vs. CARPENTER, Looper (9)  
**Attendance:** 46,513

### Game 4 • October 26, 2006

DETROIT	0 1 2 0 0 0 0 1 0	R H E
ST. LOUIS	0 0 1 1 0 0 2 1 x	4 10 1
		5 9 0

**Pitchers:** Bonderman, Rodney (6), ZUMAYA (8) vs. Suppan, Kinney (7), Johnson (7), Looper (8), WAINWRIGHT (8)  
**HR:** Casey (DET)  
**Attendance:** 46,470

### Game 5 • October 27, 2006

DETROIT	0 0 0 2 0 0 0 0 0	R H E
ST. LOUIS	0 1 0 2 0 0 1 0 x	2 5 2
		4 8 1

**Pitchers:** VERLANDER, Rodney (7), Zumaya (8) vs. WEAVER, Wainwright (9)  
**HR:** Casey (DET)  
**Attendance:** 46,638

### TIGERS STATISTICS FROM THE 2006 WORLD SERIES

Player	AVG	G	AB	R	H	TB	2B	3B	HR	RBI	SH	SF	HB	BB	SO	SB	CS	OBP	SLG	E
Bondeman, Jeremy	.000	1	2	0	0	0	0	0	0	0	1	0	0	0	1	0	0	.000	.000	0
Casey, Sean	.529	5	17	2	9	17	2	0	2	5	0	0	1	0	2	0	0	.556	1.000	0
Gomez, Alexis	.000	3	3	0	0	0	0	0	0	0	0	0	0	1	0	0	0	.000	.000	0
Granderson, Curtis	.095	5	21	1	2	3	1	0	0	0	0	0	0	1	7	0	0	.136	.143	0
Guillen, Carlos	.353	5	17	2	6	9	1	1	0	2	0	0	0	3	4	1	0	.450	.529	0
Infante, Omar	.000	1	1	0	0	0	0	0	0	0	0	0	0	0	0	0	0	.000	.000	0
Inge, Brandon	.353	5	17	0	6	8	2	0	0	1	0	0	0	1	6	0	0	.389	.471	3
Monroe, Craig	.150	5	20	3	3	10	1	0	2	2	0	0	0	1	5	0	0	.190	.500	0
Ordoñez, Magglio	.105	5	19	2	2	2	0	0	0	0	0	0	0	1	4	0	0	.150	.105	0
Perez, Neifi	.000	2	0	0	0	0	0	0	0	0	0	0	0	0	0	0	0	.000	.000	0
Polanco, Placido	.000	5	17	0	0	0	0	0	0	0	0	0	1	1	1	0	0	.105	.000	0
Robertson, Nate	.000	1	0	0	0	0	0	0	0	0	1	0	0	0	0	0	0	.000	.000	0
Rodriguez, Ivan	.158	5	19	1	3	4	1	0	0	1	0	0	0	0	3	0	0	.158	.211	0
Santiago, Ramon	.200	3	5	0	1	1	0	0	0	0	1	0	0	0	2	0	0	.200	.200	0
Thames, Marcus	.000	2	1	0	0	0	0	0	0	0	0	0	0	0	0	0	0	.000	.000	0
Verlander, Justin	.000	2	2	0	0	0	0	0	0	0	0	0	0	0	1	0	0	.000	.000	2
<b>Totals</b>	<b>.199</b>	<b>5</b>	<b>161</b>	<b>11</b>	<b>32</b>	<b>54</b>	<b>8</b>	<b>1</b>	<b>4</b>	<b>11</b>	<b>3</b>	<b>0</b>	<b>2</b>	<b>8</b>	<b>37</b>	<b>1</b>	<b>0</b>	<b>.246</b>	<b>.335</b>	<b>5</b>

Pitcher	W-L	ERA	G	GS	CG	SHO	SV	IP	H	AB	R	ER	HR	HB	BB	SO	WP	BK	AVG
Bondeman, Jeremy	0-0	3.38	1	1	0	0	0	5.1	6	20	2	2	0	0	4	4	0	0	.300
Grilli, Jason	0-0	0.00	2	0	0	0	0	1.2	0	6	0	0	0	0	1	0	0	0	.000
Jones, Todd	0-0	0.00	2	0	0	0	0	1.2	3	9	1	0	0	1	0	0	0	0	.333
Ledezma, Wil	0-0	0.00	2	0	0	0	0	1.1	2	6	0	0	0	0	0	1	0	0	.333
Miner, Zach	0-0	0.00	1	0	0	0	0	0.2	0	1	0	0	0	1	0	0	1	0	.000
Robertson, Nate	0-1	3.60	1	1	0	0	0	5.0	5	20	2	2	0	0	3	3	0	0	.250
Rodney, Fernando	0-0	4.50	4	0	0	0	0	4.0	5	15	4	2	0	0	4	5	0	0	.333
Rogers, Kenny	1-0	0.00	1	1	0	0	0	8.0	2	25	0	0	0	0	3	5	0	0	.080
Verlander, Justin	0-2	5.73	2	2	0	0	0	11.0	12	44	10	7	2	0	5	12	2	0	.273
Walker, Jamie	0-0	0.00	1	0	0	0	0	0.1	0	1	0	0	0	0	0	1	1	0	.000
Zumaya, Joel	0-1	3.00	3	0	0	0	0	3.0	1	11	3	1	0	0	3	3	1	0	.091
<b>Totals</b>	<b>1-4</b>	<b>3.00</b>	<b>5</b>	<b>5</b>	<b>0</b>	<b>0</b>	<b>1</b>	<b>42.0</b>	<b>36</b>	<b>158</b>	<b>22</b>	<b>14</b>	<b>2</b>	<b>2</b>	<b>23</b>	<b>34</b>	<b>5</b>	<b>0</b>	<b>.228</b>





**DETROIT [CENTRAL] 3 -- NEW YORK [EAST] 2**

**Game 1 • September 30, 2011**

		<b>R</b>	<b>H</b>	<b>E</b>
DETROIT	1 00 000 002	3	7	0
NEW YORK	1 00 016 01x	9	11	0

**Pitchers:** Verlander, FISTER (2), Albuquerque (6), Perry (7), Schlereth (8) vs. Sabathia, NOVA (3), Ayala (9), Rivera (9)  
**HR:** Young (DET), Canó (NYY)  
**Attendance:** 50,940

**Game 2 • October 2, 2011**

		<b>R</b>	<b>H</b>	<b>E</b>
DETROIT	2 00 002 001	5	9	0
NEW YORK	0 00 000 012	3	5	1

**Pitchers:** SCHERZER, Benoit (7), Valverde (9) vs. GARCIA, Logan (6), Wade (7), Ayala (9)  
**HR:** Cabrera (DET), Granderson (NYY), Swisher (NYY)  
**Attendance:** 50,596

**Game 3 • October 3, 2011**

		<b>R</b>	<b>H</b>	<b>E</b>
NEW YORK	2 00 000 200	4	6	0
DETROIT	0 02 011 10x	5	8	0

**Pitchers:** Sabathia, SORIANO (6), Robertson (8) vs. VERLANDER, Valverde (9)  
**HR:** Young (DET)  
**Attendance:** 43,581

**Game 4 • October 4, 2011**

		<b>R</b>	<b>H</b>	<b>E</b>
NEW YORK	0 02 020 060	10	13	0
DETROIT	0 00 100 000	1	4	0

**Pitchers:** BURNETT, Soriano (6), Hughes (8), Logan (9) vs. PORCELLO, Coke (7), Albuquerque (8), Schlereth (8), Perry (8)  
**HR:** Martinez (DET)  
**Attendance:** 43,527

**Game 5 • October 6, 2011**

		<b>R</b>	<b>H</b>	<b>E</b>
DETROIT	2 00 010 000	3	8	0
NEW YORK	0 00 010 100	2	10	0

**Pitchers:** FISTER, Scherzer (6), Benoit (7), Valverde (9) vs. NOVA, Hughes (3), Logan (4), Sabathia (5), Soriano (6), Robertson (8), Rivera (9)  
**HR:** Kelly (DET), Young (DET), Canó (NYY)  
**Attendance:** 50,960

**TIGERS STATISTICS FROM THE 2011 ALDS**

Player	AVG	G	AB	R	H	TB	2B	3B	HR	RBI	SH	SF	HB	BB	SO	SB	CS	OBP	SLG	E
Avila, Alex	.063	5	16	0	1	1	0	0	0	1	1	0	0	2	7	0	0	.167	.063	0
Betemit, Wilson	.000	3	8	0	0	0	0	0	0	0	0	0	0	4	0	0	0	.000	.000	0
Cabrera, Miguel	.200	5	15	2	3	6	0	0	1	3	0	0	0	5	1	0	0	.400	.400	0
Inge, Brandon	.429	4	7	3	3	4	1	0	0	0	0	0	1	0	0	0	0	.500	.571	0
Jackson, Austin	.125	5	16	3	2	3	1	0	0	0	1	0	0	4	8	1	0	.300	.188	0
Kelly, Don	.364	4	11	3	4	7	0	0	1	2	0	0	0	4	0	0	0	.364	.636	0
Martinez, Victor	.222	5	18	1	4	7	0	0	1	3	0	0	0	2	5	0	0	.300	.389	0
Ordoñez, Magglio	.455	4	11	5	6	1	0	0	0	0	0	0	1	2	0	0	0	.500	.545	0
Peralta, Jhonny	.222	5	18	0	4	6	2	0	0	1	0	0	1	1	4	0	0	.300	.333	0
Raburn, Ryan	.400	3	5	0	2	2	0	0	0	1	0	0	0	0	3	0	0	.400	.400	0
Santiago, Ramon	.143	4	14	0	2	3	1	0	0	2	2	0	0	0	3	0	0	.143	.214	0
Santos, Omir	.000	1	0	0	0	0	0	0	0	0	0	0	0	0	0	0	0	.000	.000	0
Young, Delmon	.316	5	19	4	6	15	0	0	3	3	0	0	0	2	2	0	0	.381	.789	0
<b>Totals</b>	<b>.228</b>	<b>5</b>	<b>158</b>	<b>17</b>	<b>36</b>	<b>60</b>	<b>6</b>	<b>0</b>	<b>6</b>	<b>16</b>	<b>4</b>	<b>0</b>	<b>2</b>	<b>17</b>	<b>47</b>	<b>2</b>	<b>0</b>	<b>.311</b>	<b>.380</b>	<b>0</b>

Pitcher	W-L	ERA	G	GS	CG	SHO	SV	IP	H	AB	R	ER	HR	HB	BB	SO	WP	BK	AVG
Albuquerque, Al	0-0	81.00	2	0	0	0	0	0.1	2	3	3	3	1	0	1	0	0	1	.667
Benoit, Joaquin	0-0	2.45	2	0	0	0	0	3.2	4	15	1	1	1	1	1	6	0	0	.267
Coke, Phil	0-0	27.00	1	0	0	0	0	1.0	3	6	3	3	0	0	1	1	0	0	.500
Fister, Doug	1-1	6.52	2	1	0	0	0	9.2	12	41	7	7	1	0	4	10	0	1	.293
Perry, Ryan	0-0	0.00	2	0	0	0	0	2.1	3	9	0	0	0	0	0	2	0	0	.333
Porcello, Rick	0-1	6.00	1	1	0	0	0	6.0	5	22	4	4	0	2	1	5	0	0	.227
Scherzer, Max	1-0	1.23	2	1	0	0	0	7.1	4	26	1	1	0	1	4	7	0	0	.154
Schlereth, Daniel	0-0	10.80	2	0	0	0	0	1.2	4	9	2	2	0	0	0	4	1	0	.444
Valverde, Jose	0-0	6.00	3	0	0	0	2	3.0	2	10	2	2	1	0	4	3	0	0	.200
Verlander, Justin	1-0	5.00	2	2	0	0	0	9.0	6	32	5	5	0	1	5	12	1	0	.188
<b>Totals</b>	<b>3-2</b>	<b>5.73</b>	<b>5</b>	<b>5</b>	<b>0</b>	<b>0</b>	<b>2</b>	<b>44.0</b>	<b>45</b>	<b>173</b>	<b>28</b>	<b>28</b>	<b>4</b>	<b>4</b>	<b>21</b>	<b>50</b>	<b>2</b>	<b>2</b>	<b>.260</b>



## TEXAS (WEST) 4 -- DETROIT (CENTRAL) 2

## Game 1 • October 8, 2011

		R	H	E
DETROIT	0 0 0 2 0 0 0 0	2	7	1
TEXAS	0 2 0 1 0 0 0 x	3	6	0

**Pitchers:** VERLANDER, Porcello (5), Coke (7), Perry (7) vs. Wilson, Gonzalez (5), OGANDO (6), Oliver (8), Adams (8), Feliz (9)

**HR:** Cruz (TEX)  
**Attendance:** 50,114

## Game 2 • October 10, 2011

		R	H	E
DETROIT	0 0 3 0 0 0 0 0 0 0	3	8	0
TEXAS	2 0 0 0 0 0 1 0 0 4	7	11	1

**Pitchers:** Scherzer, Coke (7), Benoit (7), Valverde (9), PERRY (11) vs. Holland, Feldman (3), Ogando (8), Gonzalez (9), Feliz (9), ADAMS (11)

**HR:** Raburn (DET), Cruz 2 (TEX)  
**Attendance:** 51,227

## Game 3 • October 11, 2011

		R	H	E
TEXAS	1 0 0 0 0 0 1 0	2	8	0
DETROIT	0 0 0 1 1 2 1 0 x	5	11	0

**Pitchers:** LEWIS, Uehara (6), Oliver (7), Tateyama (8) vs. FISTER, Benoit (8), Valverde (9)

**HR:** Cabrera (DET), Martinez (DET), Peralta (DET)  
**Attendance:** 41,905

## Game 4 • October 12, 2011

		R	H	E
TEXAS	0 0 0 0 3 0 0 0 0 4	7	11	0
DETROIT	0 0 2 0 0 0 1 0 0 0	3	5	1

**Pitchers:** Harrison, Ogando (6), Adams (8), Oliver (9), FELDMAN (10), Feliz (11) vs. Porcello, Alburquerque (7), Benoit (8), VALVERDE (10), Coke (11)

**HR:** Cruz (TEX), Inge (DET)  
**Attendance:** 42,234

## Game 5 • October 13, 2011

		R	H	E
TEXAS	1 0 0 0 1 0 0 2 1	5	10	1
DETROIT	0 0 1 1 0 4 1 0 x	7	10	1

**Pitchers:** WILSON, Uehara (7), Gonzalez (7), Adams (8) vs. VERLANDER, Coke (8)

**HR:** Cruz (TEX), Raburn (DET), Young 2 (DET), Avila (DET)  
**Attendance:** 41,908

## Game 6 • October 15, 2011

		R	H	E
DETROIT	1 1 0 0 2 0 0 1 0	5	10	2
TEXAS	0 0 9 0 1 2 3 0 x	15	17	0

**Pitchers:** SCHERZER, Schlereth (3), Porcello (3), Perry (3), Penny (6), Alburquerque (7) vs. Holland, Feldman (5), OGANDO (6), Adams (8), Feliz (9)

**HR:** Jackson (DET), Cabrera 2 (DET), Peralta (DET) Young (TEX), Cruz (TEX)  
**Attendance:** 51,508

## TIGERS STATISTICS FROM THE 2011 ALCS

Player	AVG	G	AB	R	H	TB	2B	3B	HR	RBI	SH	SF	HB	BB	SO	SB	CS	OBP	SLG	E
Avila, Alex	.080	6	25	1	2	5	0	0	1	1	0	0	0	0	9	0	0	.080	.200	0
Betemit, Wilson	.000	1	1	0	0	0	0	0	0	0	0	0	0	0	1	0	0	.000	.000	0
Cabrera, Miguel	.400	6	20	5	8	21	4	0	3	7	0	0	0	7	6	1	0	.556	1.050	0
Dirks, Andy	.200	2	5	1	1	1	0	0	0	0	0	0	0	0	1	1	0	.200	.200	0
Inge, Brandon	.267	6	15	3	4	7	0	0	1	1	1	0	0	3	3	0	0	.389	.467	0
Jackson, Austin	.240	6	25	3	6	10	1	0	1	4	0	0	1	3	11	0	1	.345	.400	1
Kelly, Don	.222	5	9	0	2	3	1	0	0	0	0	0	0	0	0	0	0	.222	.333	0
Martinez, Victor	.273	6	22	3	6	11	0	1	1	2	0	0	1	3	1	0	0	.385	.500	0
Ordoñez, Magglio	.000	1	2	0	0	0	0	0	0	0	0	0	0	1	1	0	0	.333	.000	0
Peralta, Jhonny	.217	6	23	2	5	12	1	0	2	2	1	0	0	1	4	0	0	.250	.522	0
Raburn, Ryan	.261	6	23	4	6	13	1	0	2	4	0	0	0	4	4	0	0	.370	.565	1
Santiago, Ramon	.375	6	24	1	9	10	1	0	0	0	0	0	0	0	4	0	0	.375	.417	1
Worth, Danny	.000	1	0	0	0	0	0	0	0	0	0	0	0	0	0	0	0	.000	.000	0
Young, Delmon	.133	4	15	2	2	8	0	0	2	3	0	0	0	0	5	0	0	.133	.533	1
<b>Totals</b>	<b>.244</b>	<b>6</b>	<b>209</b>	<b>25</b>	<b>51</b>	<b>101</b>	<b>9</b>	<b>1</b>	<b>13</b>	<b>24</b>	<b>2</b>	<b>0</b>	<b>2</b>	<b>22</b>	<b>50</b>	<b>2</b>	<b>1</b>	<b>.322</b>	<b>.483</b>	<b>5</b>

Pitcher	W-L	ERA	G	GS	CG	SHO	SV	IP	H	AB	R	ER	HR	HB	BB	SO	WP	BK	AVG
Alburquerque, Al	0-0	0.00	2	0	0	0	0	1.2	0	5	0	0	0	0	2	2	1	0	.000
Benoit, Joaquin	0-0	0.00	3	0	0	0	0	4.0	0	10	0	0	0	0	2	3	0	0	.000
Coke, Phil	0-0	2.70	4	0	0	0	1	3.1	3	13	1	1	0	0	1	2	0	0	.231
Fister, Doug	1-0	2.45	1	1	0	0	0	7.1	7	25	2	2	0	1	0	3	0	0	.280
Penny, Brad	0-0	27.00	1	0	0	0	0	1.2	7	12	5	5	2	0	2	1	1	0	.583
Perry, Ryan	0-1	9.00	3	0	0	0	0	4.0	6	17	5	4	1	0	0	1	0	0	.353
Porcello, Rick	0-0	4.00	3	1	0	0	0	9.0	10	37	5	4	0	0	1	7	0	0	.270
Scherzer, Max	0-1	9.72	2	2	0	0	0	8.1	11	36	9	9	1	0	5	7	0	0	.306
Schlereth, Daniel	0-0	---	1	0	0	0	0	0.0	1	1	1	1	0	0	0	0	0	0	1.000
Valverde, Jose	0-1	8.31	3	0	0	0	1	4.1	5	17	4	4	1	1	2	3	0	0	.294
Verlander, Justin	1-1	5.56	2	2	0	0	0	11.1	13	47	7	7	2	0	5	13	1	0	.277
<b>Totals</b>	<b>2-4</b>	<b>6.05</b>	<b>6</b>	<b>6</b>	<b>0</b>	<b>0</b>	<b>2</b>	<b>55.0</b>	<b>63</b>	<b>220</b>	<b>39</b>	<b>37</b>	<b>7</b>	<b>2</b>	<b>20</b>	<b>42</b>	<b>3</b>	<b>0</b>	<b>.286</b>



**DETROIT (CENTRAL) 3 -- OAKLAND (WEST) 2**

**Game 1 • October 6, 2012**

		<b>R H E</b>
OAKLAND	1 0 0 0 0 0 0	1 4 1
DETROIT	1 0 1 0 1 0 0 x	3 7 0

**Pitchers:** PARKER, Neshek (7), Blevins (8) vs. VERLANDER, Benoit (8), Valverde (9)  
**HR:** Crisp (OAK), Avila (DET)  
**Attendance:** 43,323

**Game 2 • October 7, 2012**

		<b>R H E</b>
OAKLAND	0 0 1 0 0 0 1 2 0	4 9 1
DETROIT	0 0 1 0 0 0 2 1 1	5 11 0

**Pitchers:** Milone, Doolittle (7), Cook (8), BALFOUR (9) vs. Fister, Benoit (8), Coke (9), ALBUQUERQUE (9)  
**HR:** Reddick (OAK)  
**Attendance:** 40,684

**Game 3 • October 9, 2012**

		<b>R H E</b>
DETROIT	0 0 0 0 0 0 0 0	0 4 0
OAKLAND	1 0 0 0 1 0 0 0 x	2 5 0

**Pitchers:** SANCHEZ, Dotel (7), Coke (8), Porcello (8) vs. ANDERSON, Cook (7), Doolittle (8), Balfour (9)  
**HR:** Smith (OAK)  
**Attendance:** 37,090

**Game 4 • October 10, 2012**

		<b>R H E</b>
DETROIT	0 0 1 1 0 0 0 1 0	3 10 1
OAKLAND	0 0 0 0 0 1 0 0 3	4 8 0

**Pitchers:** Scherzer, Dotel (6), Coke (6), Alburquerque (7), Benoit (8), VALVERDE (9) vs. Griffin, Blevins (6), Doolittle (8), COOK (8)  
**HR:** Fielder (DET)  
**Attendance:** 36,385

**Game 5 • October 11, 2012**

		<b>R H E</b>
DETROIT	0 0 2 0 0 0 4 0 0	6 9 0
OAKLAND	0 0 0 0 0 0 0 0 0	0 4 1

**Pitchers:** VERLANDER vs. PARKER, Cook (7), Blevins (7), Scribner (8)  
**Attendance:** 36,393

**TIGERS STATISTICS FROM THE 2012 ALDS**

Player	AVG	G	AB	R	H	TB	2B	3B	HR	RBI	SH	SF	HB	BB	SO	SB	CS	OBP	SLG	E
Avila, Alex	.250	4	12	2	3	7	1	0	1	1	0	0	0	0	6	0	0	.250	.583	0
Berry, Quintin	.300	4	10	1	3	4	1	0	0	0	1	0	0	1	3	1	0	.364	.400	0
Cabrera, Miguel	.250	5	20	1	5	7	2	0	0	1	0	0	1	1	1	0	0	.318	.350	0
Dirks, Andy	.294	5	17	0	5	6	1	0	0	0	1	0	0	0	3	1	0	.294	.353	0
Fielder, Prince	.190	5	21	1	4	7	0	0	1	2	0	0	0	1	2	0	0	.227	.333	1
Garcia, Avisail	.143	5	7	0	1	1	0	0	0	1	0	0	0	1	2	0	0	.250	.143	0
Infante, Omar	.353	5	17	6	6	7	1	0	0	0	1	0	0	1	6	1	0	.389	.412	0
Jackson, Austin	.250	5	20	4	5	7	2	0	0	3	1	0	0	1	7	0	0	.286	.350	0
Kelly, Don	.000	1	0	1	0	0	0	0	0	1	0	1	0	0	0	0	0	.000	.000	0
Laird, Gerald	.000	2	5	0	0	0	0	0	0	0	0	0	1	0	3	0	0	.167	.000	0
Peralta, Jhonny	.294	5	17	1	5	5	0	0	0	0	0	0	0	1	3	1	0	.333	.294	0
Worth, Danny	.000	1	0	0	0	0	0	0	0	0	0	0	0	0	0	0	0	.000	.000	0
Young, Delmon	.235	5	17	0	4	4	0	0	0	2	0	0	1	0	3	0	1	.278	.235	0
<b>Totals</b>	<b>.252</b>	<b>5</b>	<b>163</b>	<b>17</b>	<b>41</b>	<b>55</b>	<b>8</b>	<b>0</b>	<b>2</b>	<b>11</b>	<b>4</b>	<b>1</b>	<b>3</b>	<b>7</b>	<b>39</b>	<b>4</b>	<b>1</b>	<b>.293</b>	<b>.337</b>	<b>1</b>

Pitcher	W-L	ERA	G	GS	CG	SHO	SV	IP	H	AB	R	ER	HR	HB	BB	SO	WP	BK	AVG
Alburquerque, Al	1-0	0.00	2	0	0	0	0	1.1	0	4	0	0	0	0	0	1	0	0	.000
Benoit, Joaquin	0-0	6.00	3	0	0	0	0	3.0	4	13	2	2	1	0	1	2	1	0	.308
Coke, Phil	0-0	0.00	3	0	0	0	0	1.2	1	6	0	0	0	0	2	1	0	0	.167
Dotel, Octavio	0-0	0.00	2	0	0	0	0	1.0	0	3	0	0	0	0	1	2	0	0	.000
Fister, Doug	0-0	2.57	1	1	0	0	0	7.0	6	24	2	2	2	2	2	8	0	0	.250
Porcello, Rick	0-0	0.00	1	0	0	0	0	0.1	0	1	0	0	0	0	0	0	0	0	.000
Sanchez, Anibal	0-1	2.84	1	1	0	0	0	6.1	5	22	2	2	1	0	2	3	0	0	.227
Scherzer, Max	0-0	0.00	1	1	0	0	0	5.1	3	19	1	0	0	0	1	8	1	0	.158
Valverde, Jose	0-1	16.20	2	0	0	0	1	1.2	4	9	3	3	0	0	0	3	0	0	.444
Verlander, Justin	2-0	0.56	2	2	1	1	0	16.0	7	54	1	1	1	0	5	22	0	0	.130
<b>Totals</b>	<b>3-2</b>	<b>2.06</b>	<b>5</b>	<b>5</b>	<b>1</b>	<b>1</b>	<b>1</b>	<b>43.2</b>	<b>30</b>	<b>155</b>	<b>11</b>	<b>10</b>	<b>3</b>	<b>2</b>	<b>14</b>	<b>50</b>	<b>2</b>	<b>0</b>	<b>.194</b>



# 2012 ALCS

## DETROIT (CENTRAL) 4 -- NEW YORK (EAST) 0

### Game 1 • October 13, 2012

DETROIT	0 0 0 0 2 0 2 0 0 2	R H E
		6 15 1
NEW YORK	0 0 0 0 0 0 4 0 0 0	R H E
		4 11 0

**Pitchers:** Fister, Coke (7), Benoit (8) Valverde (9), Dotel (9), SMYLY (11) vs. Pettitte, Lowe (7), Logan (8), Eppley (9), Rapada (9), Soriano (10), Robertson (11), PHELPS (12)

**HR:** Young (DET), Suzuki (NYY), Ibanez (NYY)  
**Attendance:** 47,122

### Game 2 • October 14, 2012

DETROIT	0 0 0 0 0 1 2 0	R H E
		3 8 1
NEW YORK	0 0 0 0 0 0 0 0	R H E
		0 4 0

**Pitchers:** SANCHEZ, Coke (8) vs. KURODA, Logan (8), Chamberlain (8), Rapada (8), Eppley (8)  
**Attendance:** 47,082

### Game 3 • October 16, 2012

NEW YORK	0 0 0 0 0 0 1	R H E
		1 5 1
DETROIT	0 0 0 1 1 0 0 0 x	R H E
		2 7 0

**Pitchers:** HUGHES, Phelps (4), Rapada (5), Eppley (5), Logan (6) Chamberlain (8) vs. VERLANDER, Coke (9)

**HR:** Nunez (NYY), Young (DET)  
**Attendance:** 42,490

### Game 4 • October 18, 2012

NEW YORK	0 0 0 0 0 1 0 0 0	R H E
		1 2 2
DETROIT	1 0 1 4 0 0 1 1 x	R H E
		8 16 1

**Pitchers:** SABATHIA, Eppley (4), Rapada (5), Chamberlain (6), Lowe (7), Robertson (8) vs. SCHERZER, Smyly (6), Dotel (7), Coke (8)

**HR:** Jackson (DET), Cabrera (DET), Peralta 2 (DET)  
**Attendance:** 42,477

### TIGERS STATISTICS FROM THE 2012 ALCS

Player	AVG	G	AB	R	H	TB	2B	3B	HR	RBI	SH	SF	HB	BB	SO	SB	CS	OBP	SLG	E
Avila, Alex	.200	3	10	0	2	2	0	0	0	0	0	0	0	0	4	0	0	.200	.200	0
Berry, Quintin	.250	3	8	2	2	3	1	0	0	0	0	0	0	0	1	1	0	.250	.375	0
Cabrera, Miguel	.313	4	16	3	5	9	1	0	1	4	0	0	3	2	0	0	0	.421	.563	0
Dirks, Andy	.222	4	18	0	4	5	1	0	0	1	0	0	0	1	2	0	0	.263	.278	0
Fielder, Prince	.235	4	17	1	4	4	0	0	0	1	0	0	0	2	5	0	0	.316	.235	1
Garcia, Avisail	.455	4	11	0	5	6	1	0	0	3	0	0	0	1	1	0	0	.455	.545	0
Infante, Omar	.222	4	18	3	4	4	0	0	0	0	0	0	0	1	3	1	0	.263	.222	1
Jackson, Austin	.353	4	17	3	6	12	1	1	1	1	0	0	0	2	3	0	0	.421	.706	0
Kelly, Don	.000	1	0	1	0	0	0	0	0	0	0	0	0	0	0	0	0	.000	.000	0
Laird, Gerald	.125	2	8	0	1	1	0	0	0	0	0	0	0	0	1	0	0	.125	.125	0
Peralta, Jhonny	.389	4	18	3	7	14	1	0	2	3	0	0	0	1	3	0	0	.421	.778	0
Young, Delmon	.353	4	17	3	6	13	1	0	2	6	0	0	0	2	5	0	0	.421	.765	0
<b>Totals</b>	<b>.291</b>	<b>4</b>	<b>158</b>	<b>19</b>	<b>46</b>	<b>73</b>	<b>7</b>	<b>1</b>	<b>6</b>	<b>19</b>	<b>0</b>	<b>0</b>	<b>0</b>	<b>12</b>	<b>30</b>	<b>3</b>	<b>0</b>	<b>.341</b>	<b>.462</b>	<b>3</b>

Pitcher	W-L	ERA	G	GS	CG	SHO	SV	IP	H	AB	R	ER	HR	HB	BB	SO	WP	BK	AVG
Benoit, Joaquin	0-0	0.00	1	0	0	0	0	0.2	1	3	0	0	0	0	0	0	0	0	.333
Coke, Phil	0-0	0.00	4	0	0	0	2	5.2	3	20	0	0	0	0	0	4	0	0	.150
Dotel, Octavio	0-0	0.00	2	0	0	0	0	2.1	0	7	0	0	0	0	2	3	0	0	.000
Fister, Doug	0-0	0.00	1	1	0	0	0	6.1	6	25	0	0	0	0	4	5	0	0	.240
Sanchez, Anibal	1-0	0.00	1	1	0	0	0	7.0	3	24	0	0	0	0	3	7	0	0	.125
Scherzer, Max	1-0	1.59	1	1	0	0	0	5.2	2	20	1	1	0	0	2	10	0	0	.100
Smyly, Drew	1-0	0.00	2	0	0	0	0	2.1	1	8	0	0	0	0	0	2	0	0	.125
Valverde, Jose	0-0	54.00	1	0	0	0	0	0.2	3	5	4	4	2	0	1	2	0	0	.600
Verlander, Justin	1-0	1.08	1	1	0	0	0	8.1	3	28	1	1	1	1	0	0	3	0	.107
<b>Totals</b>	<b>4-0</b>	<b>1.38</b>	<b>4</b>	<b>4</b>	<b>0</b>	<b>1</b>	<b>2</b>	<b>39.0</b>	<b>22</b>	<b>140</b>	<b>6</b>	<b>6</b>	<b>3</b>	<b>0</b>	<b>12</b>	<b>36</b>	<b>0</b>	<b>0</b>	<b>.157</b>

### ROOKIE WINNING WAYS

Zach Miner, Justin Verlander and Joel Zumaya combined to win 30 games as rookies during the 2006 season, marking the fourth-highest win total by club rookies in Tigers history. The following is a list of the top rookie win totals in club history.

Year	Wins
1901	43
1922	37
1942	31
2006	30
1913	29
1937	29

# 2012 WORLD SERIES



## SAN FRANCISCO (NL) 4 -- DETROIT (AL) 0

### Game 1 • October 24, 2012

	R	H	E
DETROIT	0	0	0
SAN FRANCISCO	1	0	3

**Pitchers:** VERLANDER, Albuquerque (5), Valverde (7), Benoit (7), Porcello (8) vs. ZITO, Lincecum (6), Mijares (9), Kontos (9), Affeldt (9)  
**HR:** Peralta (DET), Sandoval 3 (SF)  
**Attendance:** 42,855

### Game 2 • October 25, 2012

	R	H	E
DETROIT	0	0	0
SAN FRANCISCO	0	0	1

**Pitchers:** FISTER, Smyly (7), Dotel (8), Coke (8) vs. BUMGARNER, Casilla (8), Romo (9)  
**Attendance:** 42,982

### Game 3 • October 27, 2012

	R	H	E
SAN FRANCISCO	0	2	0
DETROIT	0	0	0

**Pitchers:** VOGELSONG, Lincecum (6), Romo (9) vs. SANCHEZ, Benoit (8), Coke (9)  
**Attendance:** 42,262

### Game 4 • October 28, 2012

	R	H	E
SAN FRANCISCO	0	1	0
DETROIT	0	2	0

**Pitchers:** Cain, Affeldt (8), CASILLA (9), Romo (10) vs. Scherzer, Smyly (7), Dotel (7), Coke (9)  
**HR:** Posey (SF), Cabrera (DET), Young (DET)  
**Attendance:** 42,152

### TIGERS STATISTICS FROM THE 2012 WORLD SERIES

Player	AVG	G	AB	R	H	TB	2B	3B	HR	RBI	SH	SF	HB	BB	SO	SB	CS	OBP	SLG	E
Avila, Alex	.143	2	7	0	1	1	0	0	0	0	0	0	0	1	2	0	0	.250	.143	0
Berry, Quintin	.000	4	8	0	0	0	0	0	0	0	0	0	0	1	2	0	0	.111	.000	0
Cabrera, Miguel	.231	4	13	1	3	6	0	0	1	3	0	0	0	3	4	0	0	.375	.462	0
Dirks, Andy	.111	4	9	0	1	1	0	0	0	0	0	0	0	1	2	0	0	.200	.111	0
Fielder, Prince	.071	4	14	0	1	1	0	0	0	0	0	0	1	0	4	0	0	.133	.071	0
Fister, Doug	.000	1	2	0	0	0	0	0	0	0	0	0	0	0	1	0	0	.000	.000	0
Garcia, Avisail	.000	3	5	0	0	0	0	0	0	0	0	0	0	1	2	0	0	.167	.000	0
Infante, Omar	.333	4	15	0	5	5	0	0	0	0	0	0	1	0	4	0	1	.375	.333	0
Jackson, Austin	.231	4	13	2	3	4	1	0	0	0	0	0	0	4	6	0	0	.412	.308	1
Kelly, Don	.000	2	1	0	0	0	0	0	0	0	0	0	0	0	1	0	0	.000	.000	0
Laird, Gerald	.000	2	7	0	0	0	0	0	0	0	0	0	0	0	1	0	0	.000	.000	0
Peralta, Jhonny	.067	4	15	1	1	4	0	0	1	2	0	0	0	0	3	0	0	.067	.267	0
Santiago, Ramon	.000	1	1	0	0	0	0	0	0	0	0	0	0	0	0	0	0	.000	.000	0
Verlander, Justin	.000	1	1	0	0	0	0	0	0	0	0	0	0	0	0	0	0	.000	.000	0
Worth, Danny	.000	2	1	0	0	0	0	0	0	0	0	0	0	0	1	0	0	.000	.000	0
Young, Delmon	.357	4	14	2	5	9	1	0	1	1	0	0	0	1	3	0	0	.400	.643	0
<b>Totals</b>	<b>.159</b>	<b>4</b>	<b>126</b>	<b>6</b>	<b>20</b>	<b>31</b>	<b>2</b>	<b>0</b>	<b>3</b>	<b>6</b>	<b>0</b>	<b>0</b>	<b>2</b>	<b>12</b>	<b>36</b>	<b>0</b>	<b>1</b>	<b>.243</b>	<b>.246</b>	<b>1</b>

Pitcher	W-L	ERA	G	GS	CG	SHO	SV	IP	H	AB	R	ER	HR	HB	BB	SO	WP	BK	AVG
Albuquerque, Al	0-0	4.50	1	0	0	0	0	2.0	1	7	1	1	1	0	0	2	0	0	.143
Benoit, Joaquin	0-0	0.00	2	0	0	0	0	1.2	1	6	0	0	0	0	0	3	1	0	.167
Coke, Phil	0-1	2.70	3	0	0	0	0	3.1	2	11	1	1	0	0	0	8	0	0	.182
Dotel, Octavio	0-0	0.00	2	0	0	0	0	1.2	0	3	0	0	0	0	2	1	0	0	.000
Fister, Doug	0-1	1.50	1	1	0	0	0	6.0	4	22	1	1	0	0	1	3	0	0	.182
Porcello, Rick	0-0	0.00	1	0	0	0	0	1.0	0	3	0	0	0	0	0	1	0	0	.000
Sanchez, Anibal	0-1	2.57	1	1	0	0	0	7.0	6	27	2	2	0	0	1	8	1	0	.222
Scherzer, Max	0-0	4.26	1	1	0	0	0	6.1	7	25	3	3	1	0	1	8	0	0	.280
Smyly, Drew	0-0	5.40	2	0	0	0	0	1.2	1	5	1	1	0	0	3	2	0	0	.200
Valverde, Jose	0-0	54.00	1	0	0	0	0	0.1	4	5	2	2	0	0	0	1	0	0	.800
Verlander, Justin	0-1	11.25	1	1	0	0	0	4.0	6	18	5	5	2	0	1	4	0	0	.333
<b>Totals</b>	<b>0-4</b>	<b>4.11</b>	<b>4</b>	<b>4</b>	<b>0</b>	<b>0</b>	<b>0</b>	<b>35.0</b>	<b>32</b>	<b>132</b>	<b>16</b>	<b>16</b>	<b>4</b>	<b>0</b>	<b>9</b>	<b>41</b>	<b>2</b>	<b>0</b>	<b>.242</b>

### 40-YEAR-OLD TIGERS TO HIT A HOME RUN

Three Tigers players have connected for a home run at the age of 40-or-older, for a total of 56 home runs. Darrell Evans leads the way with 49 home runs for the Tigers at the age of 40-or-older. The following is a list of players to hit a home run with the Tigers at the age of 40-or-older:

Player	Home Runs
Darrell Evans	49
Doc Cramer	6
Bobby Lowe	1

Courtesy of David Vincent



# 2013 ALDS

## DETROIT (CENTRAL) 3 -- OAKLAND (WEST) 2

### Game 1 • October 4, 2013

	R	H	E
DETROIT	3	10	0
OAKLAND	2	3	0

**Pitchers:** SCHERZER, Smyly (8), Benoit (8) vs. COLON, Otero (7), Doolittle (8)  
**HR:** Cespedes (OAK)  
**Attendance:** 48,401

### Game 2 • October 5, 2013

	R	H	E
DETROIT	0	4	0
OAKLAND	1	8	0

**Pitchers:** Verlander, Smyly (8), ALBURQUERQUE (8), Porcello (9) vs. Gray, BALFOUR (9)  
**Attendance:** 48,292

### Game 3 • October 7, 2013

	R	H	E
OAKLAND	6	10	0
DETROIT	3	7	1

**Pitchers:** PARKER, Otero (6), Doolittle (8), Balfour (9) vs. SANCHEZ, Alvarez (5), Veras (8)  
**HR:** Moss (OAK), Smith (OAK), Reddick (OAK)  
**Attendance:** 43,973

### Game 4 • October 8, 2013

	R	H	E
OAKLAND	6	12	0
DETROIT	8	9	0

**Pitchers:** Straily, DOOLITTLE (7), Otero (7), Cook (8), Anderson (8) vs. Fister, SCHERZER (7), Benoit (9)  
**HR:** Lowrie (OAK), Martinez (DET), Peralta (DET)  
**Attendance:** 43,958

### Game 5 • October 10, 2013

	R	H	E
DETROIT	3	8	0
OAKLAND	0	3	0

**Pitchers:** VERLANDER, Benoit (9) vs. GRAY, Otero (6), Doolittle (8), Balfour (9)  
**HR:** Cabrera (DET)  
**Attendance:** 46,959

### TIGERS STATISTICS FROM THE 2013 ALDS

Player	AVG	G	AB	R	H	TB	2B	3B	HR	RBI	SH	SF	HB	BB	SO	SB	CS	OBP	SLG	E
Avila, Alex	.133	5	15	1	2	2	0	0	0	1	0	0	0	4	5	0	0	.316	.133	0
Cabrera, Miguel	.250	5	20	1	5	8	0	0	1	3	0	0	0	1	2	0	0	.286	.400	1
Dirks, Andy	.000	2	3	2	0	0	0	0	0	0	0	0	0	1	1	0	0	.250	.000	0
Felder, Prince	.278	5	18	2	5	5	0	0	0	0	0	0	1	1	2	0	1	.350	.278	0
Holiday, Bryan	.000	0	0	0	0	0	0	0	0	0	0	0	0	0	0	0	0	.000	.000	0
Hunter, Torii	.158	5	19	3	3	3	0	0	0	0	0	0	1	1	6	0	1	.238	.259	0
Iglesias, José	.083	5	12	0	1	1	0	0	0	0	1	0	0	1	2	0	1	.154	.083	0
Infante, Omar	.222	5	18	0	4	5	1	0	0	3	0	0	0	1	2	0	0	.263	.273	0
Jackson, Austin	.100	5	20	1	2	3	1	0	0	1	0	0	0	1	13	0	0	.143	.150	0
Kelly, Don	.400	3	5	0	2	2	0	0	0	0	0	0	0	2	1	0	0	.571	.400	0
Martinez, Victor	.450	5	20	5	9	14	2	0	1	2	0	0	0	0	2	0	0	.450	.700	0
Peña, Brayan	.000	0	0	0	0	0	0	0	0	0	0	0	0	0	0	0	0	.000	.000	0
Peralta, Jhonny	.417	4	12	1	5	9	1	0	1	5	0	0	0	0	2	0	0	.417	.750	0
Perez, Hernan	.000	1	0	1	0	0	0	0	0	0	0	0	0	0	0	0	0	.000	.000	0
Santiago, Ramon	.000	3	0	0	0	0	0	0	0	0	0	0	0	0	0	0	0	.000	.000	0
Tuiasosopo, Matt	.000	0	0	0	0	0	0	0	0	0	0	0	0	0	0	0	0	.000	.000	0
<b>Totals</b>	<b>.235</b>	<b>5</b>	<b>162</b>	<b>17</b>	<b>38</b>	<b>52</b>	<b>5</b>	<b>0</b>	<b>3</b>	<b>15</b>	<b>1</b>	<b>0</b>	<b>2</b>	<b>13</b>	<b>38</b>	<b>3</b>	<b>4</b>	<b>.299</b>	<b>.321</b>	<b>1</b>

Pitcher	W-L	ERA	G	GS	CG	SHO	SV	IP	H	AB	R	ER	HR	HB	BB	SO	WP	BK	AVG
Albuquerque, Al	0-1	13.50	1	0	0	0	0	0.2	2	5	1	1	0	0	1	2	0	0	.500
Alvarez, Jose	0-0	0.00	1	0	0	0	0	3.0	0	10	0	0	0	0	1	3	0	0	.000
Benoit, Joaquin	0-0	5.40	3	0	0	0	2	3.1	3	15	2	2	0	1	1	6	0	0	.231
Fister, Doug	0-0	4.50	1	1	0	0	0	6.0	7	25	3	3	1	0	1	1	1	0	.292
Porcello, Rick	0-0	0.00	0	0	1	0	0	1.0	0	1	0	0	0	0	0	0	0	0	1.000
Putkonen, Luke	0-0	0.00	0	0	0	0	0	0.0	0	0	0	0	0	0	0	0	0	0	.000
Sanchez, Anibal	0-1	10.38	1	1	0	0	0	4.1	8	24	6	5	3	0	2	6	0	0	.381
Scherzer, Max	2-0	3.00	2	1	0	0	0	9.0	6	37	3	3	1	0	4	13	1	0	.188
Smyly, Drew	0-0	0.00	2	0	0	0	0	1.0	1	6	0	0	0	0	2	2	0	0	.250
Veras, Jose	0-0	0.00	1	0	0	0	0	1.2	2	7	0	0	0	0	0	3	0	0	.286
Verlander, Justin	1-0	0.00	2	2	0	0	0	15.0	6	53	0	0	0	0	2	21	0	0	.118
<b>Totals</b>	<b>3-2</b>	<b>2.86</b>	<b>5</b>	<b>5</b>	<b>0</b>	<b>1</b>	<b>2</b>	<b>44.0</b>	<b>36</b>	<b>183</b>	<b>15</b>	<b>14</b>	<b>5</b>	<b>1</b>	<b>14</b>	<b>57</b>	<b>2</b>	<b>0</b>	<b>.217</b>



**BOSTON (EAST) 4 -- DETROIT (CENTRAL) 2**

**Game 1 • October 12, 2013**

		<b>R H E</b>
DETROIT	0 0 0 0 1 0 0 0	1 9 0
BOSTON	0 0 0 0 0 0 0 0	0 1 1

**Pitchers:** SANCHEZ, Albuquerque (7), Veras (8), Smyly (8), Benoit (9) vs. LESTER, Tazawa (7), Breslow (8), Uehara (9)  
**Attendance:** 38,210

**Game 2 • October 13, 2013**

		<b>R H E</b>
DETROIT	0 1 0 0 0 4 0 0	5 8 1
BOSTON	0 0 0 0 0 1 0 4	6 7 1

**Pitchers:** Scherzer, Veras (8), Smyly (8), Albuquerque (8), Benoit (8), PORCELLO (9) vs. Buchholz, Workman (6), Doubront (7), UEHARA (9).  
**HR:** Cabrera (DET), Avila (DET), Ortiz (BOS)  
**Attendance:** 38,029

**Game 3 • October 15, 2013**

		<b>R H E</b>
BOSTON	0 0 0 0 0 1 0 0	1 4 0
DETROIT	0 0 0 0 0 0 0 0	0 6 1

**Pitchers:** LACKEY, Breslow (7), Tazawa (8), Uehara (9) vs. VERLANDER, Veras (9), Coke (9), Albuquerque (9)  
**HR:** Napoli (BOS)  
**Attendance:** 42,327

**Game 4 • October 16, 2013**

		<b>R H E</b>
BOSTON	0 0 0 0 0 1 1 0 1	3 12 0
DETROIT	0 5 0 2 0 0 0 0 x	7 9 0

**Pitchers:** PEAVY, Workman (4), Dempster (6), Morales (7), Doubront (8) vs. FISTER, Coke (7), Albuquerque (7), Smyly (7), Benoit (9)  
**Attendance:** 42,765

**Game 5 • October 17, 2013**

		<b>R H E</b>
BOSTON	0 3 1 0 0 0 0 0 0	4 10 0
DETROIT	0 0 0 0 1 1 1 0 0	3 10 1

**Pitchers:** LESTER, Tazawa (6), Breslow (7), Uehara (8) vs. SANCHEZ, Coke (7), Veras (7), Albuquerque (9)  
**HR:** Napoli (BOS)  
**Attendance:** 42,669

**Game 6 • October 19, 2013**

		<b>R H E</b>
DETROIT	0 0 0 0 2 0 0 0	2 8 1
BOSTON	0 0 0 0 1 0 4 0 0	5 5 1

**Pitchers:** SCHERZER, Smyly (7), Veras (7), Coke (7), Albuquerque (8) vs. Buchholz, Morales (6), Workman (6), TAZAWA (7), Breslow (8), Uehara (9)  
**HR:** Victorino (BOS)  
**Attendance:** 38,823

**TIGERS STATISTICS FROM THE 2013 ALCS**

Player	AVG	G	AB	R	H	TB	2B	3B	HR	RBI	SH	SF	HB	BB	SO	SB	CS	OBP	SLG	E
Avila, Alex	.188	6	16	2	3	6	0	0	1	3	0	0	1	4	6	0	0	.230	.375	0
Cabrera, Miguel	.273	6	22	3	6	9	0	0	1	4	0	0	0	2	7	1	0	.333	.409	1
Dirks, Andy	.000	1	2	0	0	0	0	0	0	0	0	0	0	1	0	0	0	.000	.000	0
Felder, Prince	.182	6	22	1	4	5	1	0	0	0	0	0	1	2	5	0	0	.280	.227	0
Hunter, Torii	.231	6	26	2	6	8	2	0	0	2	0	0	0	1	5	0	0	.260	.308	1
Iglesias, José	.357	6	14	2	5	5	0	0	0	1	2	0	1	0	3	0	0	.400	.359	2
Infante, Omar	.190	6	21	1	4	5	1	0	0	0	0	0	0	2	4	0	0	.260	.238	0
Jackson, Austin	.318	6	22	2	7	7	0	0	0	2	0	0	0	4	5	1	0	.420	.318	0
Kelly, Don	.000	6	6	0	0	0	0	0	0	0	0	0	0	1	2	0	0	.140	.000	0
Martinez, Victor	.364	6	22	4	8	10	2	0	0	3	0	0	1	1	1	0	0	.420	.455	0
Peña, Brayan	.333	1	3	0	1	1	0	0	0	1	0	0	0	0	0	0	0	.333	.000	0
Peralta, Jhonny	.286	6	21	1	6	9	3	0	0	1	0	0	0	1	3	0	0	.320	.429	0
Perez, Hernan	.000	1	0	0	0	0	0	0	0	0	0	0	0	0	0	0	0	.000	.000	0
Santiago, Ramon	.000	2	0	0	0	0	0	0	0	0	0	0	0	0	0	0	0	.000	.000	0
<b>Totals</b>	<b>.254</b>	<b>6</b>	<b>197</b>	<b>18</b>	<b>50</b>	<b>65</b>	<b>9</b>	<b>0</b>	<b>2</b>	<b>17</b>	<b>2</b>	<b>0</b>	<b>4</b>	<b>18</b>	<b>42</b>	<b>2</b>	<b>0</b>	<b>.329</b>	<b>.330</b>	<b>4</b>

Pitcher	W-L	ERA	G	GS	CG	SHO	SV	IP	H	AB	R	ER	HR	HB	BB	SO	WP	BK	AVG
Albuquerque, Al	0-0	2.25	6	0	0	0	0	4.0	2	16	1	1	0	0	2	7	0	0	.154
Alvarez, Jose	0-0	0.00	0	0	0	0	0	0.0	0	0	0	0	0	0	0	0	0	0	---
Benoit, Joaquin	0-0	7.71	3	0	0	0	1	2.1	4	11	2	2	1	0	0	4	0	0	.364
Coke, Phil	0-0	9.00	4	0	0	0	0	1.0	1	4	1	1	0	0	0	0	0	0	.350
Fister, Doug	1-0	1.50	1	1	0	0	0	6.0	8	27	1	1	0	0	1	7	0	0	.308
Porcello, Rick	0-1	0.00	0	0	1	0	0	2.0	1	2	0	0	0	0	0	1	0	1	---
Sanchez, Anibal	1-1	2.25	2	2	0	0	0	12.0	9	52	4	3	1	0	6	17	3	0	.196
Scherzer, Max	0-1	2.70	2	2	0	0	0	13.0	6	52	4	4	0	2	7	21	1	0	.140
Smyly, Drew	0-0	4.50	4	0	0	0	0	2.0	0	8	2	1	0	0	1	1	0	0	.000
Veras, Jose	0-0	5.40	5	0	0	0	0	3.1	3	13	2	2	1	0	0	6	0	0	.231
Verlander, Justin	0-1	1.13	1	1	0	0	0	8.0	4	29	1	1	1	0	1	10	1	0	.143
<b>Totals</b>	<b>2-4</b>	<b>2.77</b>	<b>6</b>	<b>6</b>	<b>0</b>	<b>1</b>	<b>1</b>	<b>52.0</b>	<b>39</b>	<b>214</b>	<b>19</b>	<b>16</b>	<b>4</b>	<b>2</b>	<b>18</b>	<b>73</b>	<b>6</b>	<b>0</b>	<b>.202</b>

POSTSEASON



# 2014 ALDS

## BALTIMORE (EAST) 3 -- DETROIT (CENTRAL) 0

### Game 1 • October 2, 2014

		<b>R</b>	<b>H</b>	<b>E</b>
<b>DETROIT</b>	0 20 000 010	3	8	2
<b>BALTIMORE</b>	2 10 000 180	12	12	0

**Pitchers:** SCHERZER, Chamberlain (8), Soria (8), Coke (8) vs. TILLMAN, Miller (6), O'Day (7), Britton (8), Hunter (9)  
**HR:** Cruz (BAL), Martinez, V. (DET), Martinez, J.D. (DET), Hardy (BAL), Cabrera (DET)  
**Attendance:** 47,842

### Game 2 • October 3, 2014

		<b>R</b>	<b>H</b>	<b>E</b>
<b>DETROIT</b>	0 00 500 010	6	10	0
<b>BALTIMORE</b>	0 02 100 040	7	9	0

**Pitchers:** Verlander, Sanchez (6), Chamberlain (8), SORIA (8) vs. Chen, Gausman (3), BRACH (8), Britton (9)  
**HR:** Markakis (BAL), Martinez, J.D. (DET), Castellanos (DET)  
**Attendance:** 48,058

### Game 4 • October 5, 2014

		<b>R</b>	<b>H</b>	<b>E</b>
<b>BALTIMORE</b>	0 00 020 000	2	5	1
<b>DETROIT</b>	0 00 000 001	1	4	0

**Pitchers:** NORRIS, Miller (6), Britton (9) vs. PRICE, Nathan (9)  
**HR:** Cruz (BAL)  
**Attendance:** 43,013

### TIGERS STATISTICS FROM THE 2014 ALDS

Player	AVG	G	AB	R	H	TB	2B	3B	HR	RBI	SH	SF	HB	BB	SO	SB	CS	OBP	SLG	E
Avila, Alex	.222	3	9	0	2	3	1	0	0	0	0	0	0	4	0	0	.222	.333	0	
Cabrera, Miguel	.364	3	11	2	4	8	1	0	1	1	0	0	0	1	2	0	.417	.727	0	
Carrera, Ezequiel	.000	3	1	0	0	0	0	0	0	0	0	0	0	1	0	1	.500	.000	0	
Castellanos, Nick	.100	3	10	1	1	4	0	0	1	1	0	0	0	2	1	0	.250	.400	0	
Davis, Rajai	.333	3	6	0	2	2	0	0	0	0	0	0	0	0	0	0	.333	.333	1	
Holaday, Bryan	.000	1	2	0	0	0	0	0	0	0	0	0	0	1	0	0	.000	.000	0	
Hunter, Torii	.200	3	10	2	2	2	0	0	0	0	0	0	0	2	2	0	.333	.200	0	
Kelly, Don	.500	2	2	0	1	1	0	0	0	0	0	0	0	0	1	1	.500	.500	0	
Kinsler, Ian	.083	3	12	0	1	1	0	0	0	0	0	0	0	1	3	0	.154	.083	0	
Martinez, J.D.	.250	3	12	2	3	10	1	0	2	5	0	0	0	4	0	0	.250	.833	0	
Martinez, Victor	.333	3	12	3	4	9	2	0	1	3	0	0	0	4	0	0	.333	.750	0	
Perez, Hernan	.000	2	2	0	0	0	0	0	0	0	0	0	0	0	0	0	.000	.000	0	
Sumner, Andrew	.182	3	11	0	2	2	0	0	0	0	0	0	0	4	0	0	.182	.182	1	
Suarez, Eugenio	.000	1	1	0	0	0	0	0	0	0	0	0	0	0	0	0	.000	.000	0	
<b>Totals</b>	<b>.218</b>	<b>3</b>	<b>101</b>	<b>10</b>	<b>22</b>	<b>42</b>	<b>5</b>	<b>0</b>	<b>5</b>	<b>10</b>	<b>0</b>	<b>0</b>	<b>0</b>	<b>7</b>	<b>26</b>	<b>2</b>	<b>0</b>	<b>.269</b>	<b>.416</b>	<b>2</b>

Pitcher	W-L	ERA	G	GS	CG	SHO	SV	IP	H	AB	R	ER	HR	HB	BB	SO	WP	BK	AVG
Albuquerque, Al	0-0	0.00	0	0	0	0	0	0.0	0	0	0	0	0	0	0	0	0	0	.000
Chamberlain, Joba	0-0	108.00	2	0	0	0	0	0.1	3	5	5	4	0	0	0	0	0	0	.600
Coke, Phil	0-0	27.00	1	0	0	0	0	0.1	1	2	1	1	0	0	1	0	1	0	.500
Lobstein, Kyle	0-0	0.00	0	0	0	0	0	0.0	0	0	0	0	0	0	0	0	0	0	.000
Nathan, Joe	0-0	0.00	1	0	0	0	0	1	0	3	0	0	0	0	0	1	0	0	.000
Porcello, Rick	0-0	0.00	0	0	0	0	0	0.0	0	0	0	0	0	0	0	0	0	0	.000
Price, David	0-1	2.25	1	1	0	0	0	8	5	28	2	2	1	1	2	6	0	0	.179
Sanchez, Anibal	0-0	0.00	1	0	0	0	0	2	0	6	0	0	0	0	0	2	0	0	.000
Scherzer, Max	0-1	6.14	1	1	0	0	0	7.1	7	27	5	5	2	0	1	6	0	0	.259
Soria, Joakim	0-1	45.00	2	0	0	0	0	1.0	4	7	5	5	0	0	2	0	0	0	.571
Verlander, Justin	0-0	5.40	1	1	0	0	0	5	6	21	3	3	1	0	1	4	0	0	.286
<b>Totals</b>	<b>0-3</b>	<b>5.40</b>	<b>3</b>	<b>3</b>	<b>0</b>	<b>0</b>	<b>0</b>	<b>25.0</b>	<b>26</b>	<b>99</b>	<b>21</b>	<b>20</b>	<b>4</b>	<b>1</b>	<b>7</b>	<b>19</b>	<b>1</b>	<b>0</b>	<b>.263</b>

### TOP STRIKEOUT PERFORMANCES BY TIGERS IN THEIR MAJOR LEAGUE DEBUT

Casey Mize fanned seven batters in his Major League debut on August 19, 2020 at Chicago (AL), tied for the fourth most by a Tigers pitcher in his Major League debut since at least 1954. The following is a list of the top five strikeout performances by a Tigers pitcher in his Major League debut since at least 1954.

Pitcher	Date	Opponent	Strikeouts
Denny McLain	September 21, 1963	Chicago (AL)	Eight
Justin Thompson	May 27, 1996	at Kansas City	Eight
Dave Borkowski	July 17, 1999	at Houston	Eight
Bill Gilbreth	June 25, 1971	Cleveland	Seven
Alfredo Figaro	June 20, 2009	Milwaukee	Seven
Jose Alvarez	June 9, 2013	Cleveland	Seven
Casey Mize	August 19, 2020	at Chicago (AL)	Seven





## INDIVIDUAL BATTING

### BATTING AVERAGE

Highest Average, Career (Min. 30 AB).....	432	Sean Casey.....	2006
Highest Average, Division Series (Min. 10 AB).....	571	Carlos Guillen.....	2006
Highest Average, LCS (Min. 10 AB).....	529	Placido Polanco.....	2006
Highest Average, World Series (Min. 10 AB).....	529	Sean Casey.....	2006

### GAMES PLAYED

Most Games Played, Career.....	38	Miguel Cabrera.....	2011-14
Most Games Played, Division Series.....	18	Miguel Cabrera.....	2011-14
Most Games Played, LCS.....	16	Miguel Cabrera.....	2011-13
		Austin Jackson.....	2011-13
		Jhonny Peralta.....	2011-13
Most Games Played, World Series.....	23	Hank Greenberg.....	1934-35, 1940, 1945

### AT-BATS

Most At-Bats, Career.....	137	Miguel Cabrera.....	2011-14
Most At-Bats, Division Series.....	66	Miguel Cabrera.....	2011-14
Most At-Bats, LCS.....	64	Austin Jackson.....	2011-13
Most At-Bats, World Series.....	85	Hank Greenberg.....	1934-35, 1940, 1945
Most At-Bats, Division Series Game.....	5	14 times.....(last, two players, 10/10/2013 at OAK)	
Most At-Bats, LCS Game.....	6	Five times.....(last, four players, 10/13/2012 at NYY, 12 inn.)	
Most At-Bats, World Series Game.....	6	Germany Schaefer.....	10/8/1907 at CHC
		Goose Goslin.....	10/4/1934 vs. STL
		Doc Cramer.....	10/8/1945 at CHC
		Eddie Mayo.....	10/8/1945 at CHC
		Rudy York.....	10/8/1945 at CHC

### RUNS SCORED

Most Runs, Career.....	18	Austin Jackson.....	2011-13
		Miguel Cabrera.....	2011-14
Most Runs, Division Series.....	9	Victor Martinez.....	2011-14
Most Runs, LCS.....	11	Miguel Cabrera.....	2011-13
Most Runs, World Series.....	17	Hank Greenberg.....	1934-35, 1940, 1945
Most Runs, Division Series Game.....	3	Magglio Ordoñez.....	10/7/2006 vs. NYY
Most Runs, LCS Game.....	2	20 times.....(last, V. Martinez, 10/13/2013 at BOS)	
Most Runs, World Series Game.....	3	Hank Greenberg.....	10/7/1945 at CHC
		Al Kaline.....	10/9/1968 at STL
		Kirk Gibson.....	10/14/1984 vs. SD

### HITS

Most Hits, Career.....	39	Miguel Cabrera.....	2011-14
Most Hits, Division Series.....	17	Miguel Cabrera.....	2011-14
		Victor Martinez.....	2011-14
Most Hits, LCS.....	19	Miguel Cabrera.....	2011-13
		Austin Jackson.....	2011-13
Most Hits, World Series.....	27	Hank Greenberg.....	1934-35, 1940, 1945
Most Hits, Division Series Game.....	3	Nine times.....(last, Cabrera, 10/3/2014 at BAL)	
Most Hits, LCS Game.....	3	12 times.....(last, Peralta, 10/12/2013 at BOS)	
Most Hits, World Series Game.....	4	Claude Rossman.....	10/9/1907 at CHC
		Ty Cobb.....	10/12/1908 at CHC
		Donie Bush.....	10/11/1909 vs. PIT
		Hank Greenberg.....	10/6/1934 at STL

### EXTRA-BASE HITS

Most Extra-Base Hits, Career.....	17	Miguel Cabrera.....	2011-14
Most Extra-Base Hits, Division Series.....	7	Victor Martinez.....	2011-14
Most Extra-Base Hits, LCS.....	10	Miguel Cabrera.....	2011-13
Most Extra-Base Hits, World Series.....	14	Hank Greenberg.....	1934-35, 1940, 1945
Most Extra-Base Hits, Division Series Game.....	2	Carlos Guillen.....	10/5/2006 at NYY
		Miguel Cabrera.....	10/7/2012 vs. OAK
		Jhonny Peralta.....	10/8/2013 vs. OAK
Most Extra-Base Hits, LCS Game.....	2	16 times.....(last, V. Martinez, 10/13/2013 vs. BOS)	
Most Extra-Base Hits, World Series Game.....	3	Hank Greenberg.....	10/7/1945 at CHC
		Sean Casey.....	10/27/2006 at STL

### TOTAL BASES

Most Total Bases, Career.....	74	Miguel Cabrera.....	2011-14
Most Total Bases, Division Series.....	30	Victor Martinez.....	2011-14
Most Total Bases, LCS.....	39	Miguel Cabrera.....	2011-13
Most Total Bases, World Series.....	53	Hank Greenberg.....	1934-35, 1940, 1945
Most Total Bases, Division Series Game.....	6	Five times.....(last, two players, 10/8/2013 vs. OAK)	
Most Total Bases, LCS Game.....	8	Alan Trammell.....	10/2/1984 at KC
		Magglio Ordoñez.....	10/14/2006 vs. OAK
		Delmon Young.....	10/13/2011 vs. TEX
		Miguel Cabrera.....	10/15/2011 at TEX
		Jhonny Peralta.....	10/18/2012 vs. NYY
Most Total Bases, World Series Game.....	9	Alan Trammell.....	10/13/1984 vs. SD
		Kirk Gibson.....	10/14/1984 vs. SD

### DOUBLES

Most Doubles, Career.....	9	Pete Fox.....	1934-35, 1940
Most Doubles, Division Series.....	4	Austin Jackson.....	2011-13
		Victor Martinez.....	2011-14
Most Doubles, LCS.....	5	Miguel Cabrera.....	2011-13
		Jhonny Peralta.....	2011-13



# TIGERS POSTSEASON RECORD BOOK

Most Doubles, World Series.....	9	Pete Fox.....	1934-35, 1940
Most Doubles, Division Series Game.....	2	Miguel Cabrera.....	10/7/2012 vs. OAK
Most Doubles, LCS Game.....	2	Tony Taylor.....	10/11/1972 vs. OAK
		Jhonny Peralta.....	10/12/2013 vs. BOS
		Victor Martinez.....	10/13/2013 at BOS
		Jhonny Peralta.....	10/12/2013 at BOS
Most Doubles, World Series Game.....	3	Hank Greenberg.....	10/7/1945 at CHC

## TRIPLES

Most Triples, Career.....	2	Hank Greenberg.....	1934-35, 1940, 1945
Most Triples, Division Series.....	1	Curtis Granderson.....	2006
Most Triples, LCS.....	1	Duke Sims.....	1972
		Alan Trammell.....	1984, 1987
		Victor Martinez.....	2011, 2013
		Austin Jackson.....	2011-13
Most Triples, World Series.....	2	Hank Greenberg.....	1934-35, 1940, 1945
Most Triples, Division Series Game.....	1	Curtis Granderson.....	10/5/2006 at NYY
Most Triples, LCS Game.....	1	Duke Sims.....	10/7/1972 at OAK
		Alan Trammell.....	10/2/1984 at KC
		Victor Martinez.....	10/13/2011 vs. TEX
		Austin Jackson.....	10/13/2012 at NYY (12 inn.)
		11 times.....	(last, Guillen, 10/22/2006 vs. STL)

## HOME RUNS

Most Home Runs, Career.....	9	Miguel Cabrera.....	2011-14
Most Home Runs, Division Series.....	3	Delmon Young.....	2011-12
		Miguel Cabrera.....	2011-14
		Victor Martinez.....	2011-14
		Miguel Cabrera.....	2011-13
Most Home Runs, LCS.....	5	Hank Greenberg.....	1934-35, 1940, 1945
Most Home Runs, World Series.....	5	22 times.....	(last, two players, 10/3/2014 at BAL)
Most Home Runs, Division Series Game.....	1	Magglio Ordoñez.....	10/14/2006 vs. OAK
Most Home Runs, LCS Game.....	2	Delmon Young.....	10/13/2011 vs. TEX
		Miguel Cabrera.....	10/15/2011 at TEX
		Jhonny Peralta.....	10/18/2012 vs. NYY
		Alan Trammell.....	10/13/1984 vs. SD
		Kirk Gibson.....	10/14/1984 vs. SD

## RUNS BATTED IN

Most RBI, Career.....	26	Miguel Cabrera.....	2011-14
Most RBI, Division Series.....	8	Miguel Cabrera.....	2011-14
		Victor Martinez.....	2011-14
		Miguel Cabrera.....	2011-13
Most RBI, LCS.....	15	Hank Greenberg.....	1934-35, 1940, 1945
Most RBI, World Series.....	22	Miguel Cabrera.....	10/2/2011 at NYY
Most RBI, Division Series Game.....	3	Jhonny Peralta.....	10/8/2013 vs. OAK
		J.D. Martinez.....	10/3/2014 at BAL
		Alexis Gomez.....	10/11/2006 at OAK
		Magglio Ordoñez.....	10/14/2006 vs. OAK
		Kirk Gibson.....	10/14/1984 vs. SD

## WALKS

Most Walks, Career.....	23	Miguel Cabrera.....	2011-14
Most Walks, Division Series.....	8	Miguel Cabrera.....	2011-14
Most Walks, LCS.....	12	Miguel Cabrera.....	2011-13
Most Walks, World Series.....	13	Hank Greenberg.....	1934-35, 1940, 1945
		Jo-Jo White.....	1934-35
Most Walks, Division Series Game.....	2	Carlos Guillen.....	10/3/2006 at NYY
		Miguel Cabrera.....	10/3/2011 vs. NYY
		Austin Jackson.....	10/3/2011 vs. NYY
		Don Kelly.....	10/10/2013 at OAK
		Nicholas Castellanos.....	10/5/2014 vs. BAL
		Darrell Evans.....	10/10/1987 vs. MIN
		Lou Whitaker.....	10/11/1987 vs. MIN
		Curtis Granderson.....	10/13/2006 vs. OAK
		Miguel Cabrera.....	10/12/2011 vs. TEX (11 inn.)
Most Walks, World Series Game.....	3	Pinky Higgins.....	10/6/1940 vs. CIN
		Roy Cullenbine.....	10/10/1945 at CHC
		Don Wert.....	10/3/1968 at STL
		Dick McAuliffe.....	10/9/1968 at STL

## STRIKEOUTS

Most Strikeouts, Career.....	53	Austin Jackson.....	2011-13
Most Strikeouts, Division Series.....	28	Austin Jackson.....	2011-13
Most Strikeouts, LCS.....	19	Austin Jackson.....	2011-13
		Alex Avila.....	2011-13
Most Strikeouts, World Series.....	19	Hank Greenberg.....	1934-35, 1940, 1945
Most Strikeouts, Division Series Game.....	4	Austin Jackson.....	10/5/2013 at OAK
Most Strikeouts, LCS Game.....	4	Austin Jackson.....	10/13/2011 vs. TEX
Most Strikeouts, World Series Game.....	4	Schoolboy Rowe.....	10/4/1934 vs. STL



**INDIVIDUAL BASERUNNING**

**STOLEN BASES**

Most Stolen Bases, Career.....	7.....	Kirk Gibson.....	1984, 1987
Most Stolen Bases, Division Series.....	1.....	Curtis Granderson.....	2006
		Omar Infante.....	2006, 2012-2013
		Miguel Cabrera.....	2011-14
		Austin Jackson.....	2011-13
		Jhonny Peralta.....	2011-13
		Quintin Berry.....	2012
		Andy Dirks.....	2012-13
		Ezequiel Carrera.....	2014
		Don Kelly.....	2011-14
Most Stolen Bases, LCS.....	4.....	Kirk Gibson.....	1984, 1987
Most Stolen Bases, World Series.....	4.....	Ty Cobb.....	1907-09
		Davy Jones.....	1907-09
Most Stolen Bases, Division Series Game.....	1.....	Curtis Granderson.....	10/6/2006 vs. NYY
		Miguel Cabrera.....	10/2/2011 at NYY
		Austin Jackson.....	10/4/2011 vs. NYY
		Quintin Berry.....	10/6/2012 vs. OAK
		Andy Dirks.....	10/11/2012 at OAK
		Omar Infante.....	10/11/2012 at OAK
		Jhonny Peralta.....	10/11/2012 at OAK
		Ezequiel Carrera.....	10/3/2014 at BAL
		Don Kelly.....	10/5/2014 vs. BAL
Most Stolen Bases, LCS Game.....	2.....	Kirk Gibson.....	10/10/1987 vs. MIN
Most Stolen Bases, World Series Game.....	2.....	Davy Jones.....	10/8/1907 at CHC
		Ty Cobb.....	10/12/1908 vs. CHC

**CAUGHT STEALING**

Most Caught Stealing, Career.....	3.....	Ty Cobb.....	1907-09
		Davy Jones.....	1907-09
		Germany Schaefer.....	1907-08
Most Caught Stealing, Division Series.....	1.....	Six players.....	(last, Fielder; 10/10/2013 at OAK)
Most Caught Stealing, LCS.....	1.....	Dick McAuliffe.....	1972
		Jim Northrup.....	1972
		Austin Jackson.....	2011-13
Most Caught Stealing, World Series.....	3.....	Ty Cobb.....	1907-09
		Davy Jones.....	1907-09
		Germany Schaefer.....	1907-08
Most Caught Stealing, Division Series Game.....	1.....	Six times.....	(last, Fielder; 10/10/2013 at OAK)
Most Caught Stealing, LCS Game.....	1.....	Jim Northrup.....	10/8/1972 at OAK
		Dick McAuliffe.....	10/11/1972 vs. OAK
		Austin Jackson.....	10/12/2011 vs. TEX
Most Caught Stealing, World Series Game.....	2.....	Jo-Jo White.....	10/8/1934 vs. STL

**INDIVIDUAL PITCHING**

**GAMES WON**

Most Games Won, Career.....	7.....	Justin Verlander.....	2006, 2011-14
Most Games Won, Division Series.....	4.....	Justin Verlander.....	2006, 2011-14
Most Games Won, LCS.....	3.....	Justin Verlander.....	2006, 2011-13
Most Games Won, World Series.....	4.....	Tommy Bridges.....	1934-35, 1940, 1945

**GAMES LOST**

Most Games Lost, Career.....	5.....	Schoolboy Rowe.....	1934-35, 1940
		Justin Verlander.....	2006, 2011-14
Most Games Lost, Division Series.....	2.....	Anibal Sanchez.....	2012-14
Most Games Lost, LCS.....	2.....	Woody Fryman.....	1972
		Doyle Alexander.....	1987
		Max Scherzer.....	2011-13
		Justin Verlander.....	2006, 2011-13
Most Games Lost, World Series.....	5.....	Schoolboy Rowe.....	1934-35, 1940

**EARNED RUN AVERAGE**

Lowest ERA, Career (Min 40 IP).....	1.57.....	Mickey Lolich.....	1968, 1972
Lowest ERA, Division Series (Min 10 IP).....	2.15.....	Justin Verlander.....	2006, 2011-14
Lowest ERA, LCS (Min 10 IP).....	1.37.....	Doug Fister.....	2011-13
Lowest ERA, World Series (Min 10 IP).....	0.79.....	Johnny Gorsica.....	1940

**GAMES PITCHED**

Most Games Pitched, Career.....	20.....	Phil Coke.....	2011-14
Most Games Pitched, Division Series.....	8.....	Joaquin Benoit.....	2011-13
		Justin Verlander.....	2006, 2011-14
Most Games Pitched, LCS.....	12.....	Phil Coke.....	2011-13
Most Games Pitched, World Series.....	8.....	Schoolboy Rowe.....	1934-35, 1940

**GAMES STARTED**

Most Games Started, Career.....	16.....	Justin Verlander.....	2006, 2011-14
Most Games Started, Division Series.....	8.....	Justin Verlander.....	2006, 2011-14
Most Games Started, LCS.....	5.....	Justin Verlander.....	2006, 2011-13
		Max Scherzer.....	2011-13
		Wild Bill Donovan.....	1907-09
Most Games Started, World Series.....	6.....	George Mullin.....	1907-09
		Schoolboy Rowe.....	1934-35, 1940

**COMPLETE GAMES**

Most Complete Games, Career.....	6.....	George Mullin.....	1907-09
----------------------------------	--------	--------------------	---------



# TIGERS POSTSEASON RECORD BOOK

Most Complete Games, Division Series.....	1	Justin Verlander .....	2006, 2011-14
Most Complete Games, LCS.....	1	Joe Coleman .....	1972
		Jack Morris .....	1987
Most Complete Games, World Series.....	6	George Mullin.....	1907-09

## SHUTOUTS

Most Shutouts, Career.....	1	George Mullin.....	1907-09
		Bobo Newsom.....	1940
		Joe Coleman .....	1972
Most Shutouts, Division Series.....	1	Justin Verlander .....	2006, 2011-14
Most Shutouts, LCS.....	1	Justin Verlander .....	2006, 2011-14
Most Shutouts, World Series.....	1	Joe Coleman .....	1972
		George Mullin.....	1907-09
		Bobo Newsom.....	1940

## SAVES (Since 1969)

Most Saves, Career.....	4	Todd Jones .....	2006
		Jose Valverde .....	2011-12
Most Saves, Division Series.....	3	Jose Valverde .....	2011-12
Most Saves, LCS.....	3	Phil Coke.....	2011-13
Most Saves, World Series.....	2	Willie Hernandez.....	1984

## INNINGS PITCHED

Most Innings Pitched, Career.....	98.1	Justin Verlander .....	2006, 2011-14
Most Innings Pitched, Division Series.....	50.1	Justin Verlander .....	2006, 2011-14
Most Innings Pitched, LCS.....	33.0	Justin Verlander .....	2006, 2011-13
Most Innings Pitched, World Series.....	58.0	George Mullin.....	1907-09
Most Innings Pitched, Division Series Game.....	9.0	Justin Verlander .....	10/11/2012 at OAK
Most Innings Pitched, LCS Game.....	10.0	Mickey Lolich .....	10/7/1972 at OAK
Most Innings Pitched, World Series Game.....	12.0	Wild Bill Donovan.....	10/8/1907 at CHC
		Schoolboy Rowe.....	10/4/1934 vs. STL

## HITS ALLOWED

Most Hits Allowed, Career.....	77	Justin Verlander .....	2006, 2011-14
Most Hits Allowed, Division Series.....	32	Justin Verlander .....	2006, 2011-14
Most Hits Allowed, LCS.....	27	Justin Verlander .....	2006, 2011-13
Most Hits Allowed, World Series.....	52	Tommy Bridges .....	1934-35, 1940, 1945
Most Hits Allowed, Division Series Game.....	12	Nate Robertson.....	10/3/2006 at NYY
Most Hits Allowed, LCS Game.....	9	Mickey Lolich .....	10/7/1972 at OAK
		Anibal Sanchez.....	10/17/2013 vs. BOS
Most Hits Allowed, World Series Game.....	12	Tommy Bridges .....	10/7/1935 vs. CHC

## RUNS ALLOWED

Most Runs Allowed, Career.....	40	Justin Verlander .....	2006, 2011-14
Most Runs Allowed, Division Series.....	12	Doug Fister.....	2011-13
		Justin Verlander .....	2006, 2011-14
Most Runs Allowed, LCS.....	14	Max Scherzer.....	2011-13
Most Runs Allowed, World Series.....	23	Schoolboy Rowe.....	1934-35, 1940
Most Runs Allowed, Division Series Game.....	7	Nate Robertson.....	10/3/2006 at NYY
Most Runs Allowed, LCS Game.....	6	Doyle Alexander.....	10/7/1987 at MIN
		Jack Morris.....	10/8/1987 at MIN
		Walt Terrell.....	10/10/1987 vs. MIN
		Max Scherzer.....	10/15/2011 at TEX
Most Runs Allowed, World Series Game.....	8	Ed Summers.....	10/13/1909 at PIT

## EARNED RUNS ALLOWED

Most Earned Runs Allowed, Career.....	37	Justin Verlander .....	2006, 2011-14
Most Earned Runs Allowed, Division Series.....	12	Doug Fister.....	2011-13
		Justin Verlander .....	2006, 2011-14
Most Earned Runs Allowed, LCS.....	14	Max Scherzer.....	2011-13
Most Earned Runs Allowed, World Series.....	20	Schoolboy Rowe.....	1934-35, 1940
Most Earned Runs Allowed, Division Series Game.....	7	Nate Robertson.....	10/3/2006 at NYY
Most Earned Runs Allowed, LCS Game.....	6	Doyle Alexander.....	10/7/1987 at MIN
		Jack Morris.....	10/8/1987 at MIN
		Walt Terrell.....	10/10/1987 vs. MIN
		Max Scherzer.....	10/15/2011 at TEX
Most Earned Runs Allowed, World Series Game.....	7	Ed Summers.....	10/13/1909 at PIT
		Hal Newhouser.....	10/3/1945 vs. CHC

## DOUBLES ALLOWED

Most Doubles Allowed, Career.....	13	Max Scherzer.....	2011-14
Most Doubles Allowed, Division Series.....	5	Doug Fister.....	2011-13
Most Doubles Allowed, LCS.....	9	Max Scherzer.....	2011-13
Most Doubles Allowed, World Series.....	10	Tommy Bridges .....	1934-35, 1940, 1945
Most Doubles Allowed, Division Series Game.....	3	Schoolboy Rowe.....	1934-35, 1940
		Nate Robertson.....	10/3/2006 at NYY
		Kenny Rogers.....	10/6/2006 vs. NYY
		Doug Fister.....	9/30/2011 at NYY
		Anibal Sanchez.....	10/17/2013 vs. BOS
Most Doubles Allowed, LCS Game.....	3	Jack Morris.....	10/8/1987 at MIN
		Max Scherzer.....	10/10/2011 at TEX (11 inn.)
		Justin Verlander .....	10/13/2011 vs. TEX
Most Doubles Allowed, World Series Game.....	4	Jeremy Bonderman.....	10/26/2006 at STL

## TRIPLES ALLOWED

Most Triples Allowed, Career.....	5	Tommy Bridges .....	1934-35, 1940, 1945
Most Triples Allowed, Division Series.....	1	Jose Valverde .....	2011-12
		Justin Verlander .....	2006, 2011-14
		Max Scherzer.....	2011-14



Most Triples Allowed, LCS.....	1.....	Anibal Sanchez.....	2012-14
		Doug Fister.....	2011-13
		Jack Morris.....	1984, 1987
		Doyle Alexander.....	1987
		Justin Verlander.....	2006, 2011-13
		Max Scherzer.....	2011-13
		Joaquin Benoit.....	2011-13
Most Triples Allowed, World Series.....	5.....	Tommy Bridges.....	1934-35, 1940, 1945
Most Triples Allowed, Division Series Game.....	1.....	Jose Valverde.....	10/2/2011 at NYY
		Justin Verlander.....	10/3/2011 vs. NYY
		Max Scherzer.....	10/4/2013 at OAK
		Anibal Sanchez.....	10/7/2013 vs. OAK
		Doug Fister.....	10/8/2013 vs. OAK
Most Triples Allowed, LCS Game.....	1.....	Jack Morris.....	10/2/1984 at KC
		Doyle Alexander.....	10/7/1987 at MIN
		Justin Verlander.....	10/8/2011 at TEX
		Max Scherzer.....	10/18/2012 vs. NYY
		Joaquin Benoit.....	10/16/2013 at BOS
Most Triples Allowed, World Series Game.....	2.....	Tommy Bridges.....	10/5/1934 at STL
		Tommy Bridges.....	10/9/1934 vs. STL

**HOME RUNS ALLOWED**

Most Home Runs Allowed, Career.....	13.....	Justin Verlander.....	2006, 2011-14
Most Home Runs Allowed, Division Series.....	4.....	Anibal Sanchez.....	2012-14
Most Home Runs Allowed, LCS.....	6.....	Justin Verlander.....	2006, 2011-13
Most Home Runs Allowed, World Series.....	4.....	Justin Verlander.....	2006, 2012
Most Home Runs Allowed, Division Series Game.....	3.....	Anibal Sanchez.....	10/7/2013 vs. OAK
Most Home Runs Allowed, LCS Game.....	2.....	Doyle Alexander.....	10/7/1987 at MIN
		Walt Terrell.....	10/10/1987 vs. MIN
		Frank Tanana.....	10/11/1987 vs. MIN
		Justin Verlander.....	10/11/2006 at OAK
		Brad Penny.....	10/15/2011 at TEX
Most Home Runs Allowed, World Series Game.....	2.....	Jose Valverde.....	10/13/2012 at NYY (12 inn.)
		Justin Verlander.....	10/21/2006 vs. STL
		Justin Verlander.....	10/24/2012 at SF

**HIT BATSMEN**

Most Hit Batsmen, Career.....	4.....	Wild Bill Donovan.....	1907-09
		Max Scherzer.....	2011-14
Most Hit Batsmen, Division Series.....	2.....	Nate Robertson.....	2006
		Doug Fister.....	2011-13
		Rick Porcello.....	2011-14
		Max Scherzer.....	2011-14
Most Hit Batsmen, LCS.....	3.....	Frank Tanana.....	1987
Most Hit Batsmen, World Series.....	4.....	Wild Bill Donovan.....	1907-09
Most Hit Batsmen, Division Series Game.....	2.....	Nate Robertson.....	10/3/2006 at NYY
		Rick Porcello.....	10/4/2011 vs. NYY
		Doug Fister.....	10/7/2012 vs. OAK
Most Hit Batsmen, LCS Game.....	3.....	Frank Tanana.....	10/11/1987 vs. MIN
Most Hit Batsmen, World Series Game.....	2.....	Wild Bill Donovan.....	10/8/1907 at CHC
		George Mullin.....	10/8/1909 at PIT
		Ed Willett.....	10/11/1909 vs. PIT

**WALKS**

Most Walks, Career.....	30.....	Justin Verlander.....	2006, 2011-14
Most Walks, Division Series.....	17.....	Justin Verlander.....	2006, 2011-14
Most Walks, LCS.....	14.....	Max Scherzer.....	2011-13
Most Walks, World Series.....	17.....	Wild Bill Donovan.....	1907-09
Most Walks, Division Series Game.....	4.....	Justin Verlander.....	10/5/2006 at NYY
		Max Scherzer.....	10/2/2011 at NYY
		Justin Verlander.....	10/6/2012 vs. OAK
Most Walks, LCS Game.....	6.....	Anibal Sanchez.....	10/12/2013 at BOS
Most Walks, World Series Game.....	6.....	Wild Bill Donovan.....	10/16/1909 vs. PIT
		Earl Wilson.....	10/5/1968 vs. STL

**STRIKEOUTS**

Most Strikeouts, Career.....	112.....	Justin Verlander.....	2006, 2011-14
Most Strikeouts, Division Series.....	64.....	Justin Verlander.....	2006, 2011-14
Most Strikeouts, LCS.....	38.....	Max Scherzer.....	2011-13
Most Strikeouts, World Series.....	36.....	George Mullin.....	1907-09
Most Strikeouts, Division Series Game.....	11.....	Justin Verlander.....	10/3/2011 vs. NYY
		Justin Verlander.....	10/6/2012 vs. OAK
		Justin Verlander.....	10/11/2012 at OAK
		Max Scherzer.....	10/4/2013 at OAK
		Justin Verlander.....	10/5/2013 at OAK
Most Strikeouts, LCS Game.....	14.....	Joe Coleman.....	10/10/1972 vs. OAK
Most Strikeouts, World Series Game.....	12.....	Wild Bill Donovan.....	10/8/1907 at CHC

**CLUB BATTING**

**BATTING AVERAGE**

Highest Average, Postseason.....	261.....	2006
Highest Average, Division Series.....	309.....	2006
Highest Average, LCS.....	291.....	2012
Highest Average, World Series.....	253.....	1984

**AT-BATS**

Most At-Bats, Postseason.....	447.....	2012
Most At-Bats, Division Series.....	163.....	2012
Most At-Bats, LCS.....	209.....	2011



# TIGERS POSTSEASON RECORD BOOK

Most At-Bats, World Series .....	250	.....	1934
Most At-Bats, Game .....	50	.....	10/13/2012 at NYY (12 inn.)
Fewest At-Bats, Game .....	26	.....	10/5/1984 vs. KC 10/25/2012 at SF

## RUNS SCORED

Most Runs, Postseason .....	55	.....	2006
Most Runs, Division Series .....	22	.....	2006
Most Runs, LCS .....	25	.....	2011
Most Runs, World Series .....	34	.....	1968
Most Runs, Game .....	13	.....	10/9/1968 at STL
Most Runs by Both Clubs, Game .....	20	.....	10/15/2011 at TEX

## HITS

Most Hits, Postseason .....	114	.....	2006
Most Hits, Division Series .....	43	.....	2006
Most Hits, LCS .....	51	.....	2011
Most Hits, World Series .....	56	.....	1934, 1940, 1968
Most Hits, Game .....	16	.....	10/18/2012 vs. NYY
Fewest Hits, Game .....	1	.....	10/5/1945 vs. CHC
Most Hits by Both Clubs, Game .....	28	.....	10/8/1945 at CHC (12 inn.)

## EXTRA-BASE HITS

Most Extra-Base Hits, Postseason .....	46	.....	2006
Most Extra-Base Hits, Division Series .....	19	.....	2006
Most Extra-Base Hits, LCS .....	23	.....	2011
Most Extra-Base Hits, World Series .....	18	.....	1909
Most Extra-Base Hits, Game .....	7	.....	10/3/2006 at NYY

## SINGLES

Most Singles, Postseason .....	78	.....	2012
Most Singles, Division Series .....	31	.....	2012
Most Singles, LCS .....	39	.....	2013
Most Singles, World Series .....	42	.....	1945
Most Singles, Game .....	11	.....	10/6/1940 vs. CIN

## DOUBLES

Most Doubles, Postseason .....	27	.....	2006
Most Doubles, Division Series .....	12	.....	2006
Most Doubles, LCS .....	9	.....	2011, 2013
Most Doubles, World Series .....	16	.....	1909
Most Doubles, Game .....	4	.....	10/14/1909 vs. PIT 10/3/2006 at NYY

## TRIPLES

Most Triples, Postseason .....	3	.....	1940, 1968
Most Triples, Division Series .....	1	.....	2006
Most Triples, LCS .....	1	.....	1972, 1984, 2011, 2012
Most Triples, World Series .....	3	.....	1940, 1968
Most Triples, Game .....	2	.....	10/7/1968 vs. STL

## HOME RUNS

Most Home Runs, Postseason .....	19	.....	2011
Most Home Runs, Division Series .....	6	.....	2006, 2011
Most Home Runs, LCS .....	13	.....	2011
Most Home Runs, World Series .....	8	.....	1968
Most Home Runs, Game .....	4	.....	10/13/2011 vs. TEX 10/15/2011 at TEX 10/18/2012 vs. NYY

## WALKS

Most Walks, Postseason .....	39	.....	2011
Most Walks, Division Series .....	17	.....	2011
Most Walks, LCS .....	22	.....	2011
Most Walks, World Series .....	33	.....	1945
Most Walks, Game .....	11	.....	10/12/1984 vs. SD

## STRIKEOUTS

Most Strikeouts, Postseason .....	105	.....	2012
Most Strikeouts, Division Series .....	47	.....	2011
Most Strikeouts, LCS .....	50	.....	2011
Most Strikeouts, World Series .....	59	.....	1968
Most Strikeouts, Game .....	17	.....	10/2/1968 at STL

## SLUGGING PERCENTAGE

Highest Slugging Percentage, Postseason .....	449	.....	2006
Lowest Slugging Percentage, Postseason .....	234	.....	1908
Highest Slugging Percentage, Division Series .....	540	.....	2006
Highest Slugging Percentage, LCS .....	489	.....	2006
Highest Slugging Percentage, World Series .....	411	.....	1984

## ON-BASE PERCENTAGE

Highest On-Base Percentage, Postseason .....	335	.....	1935
Lowest On-Base Percentage, Postseason .....	253	.....	1907
Highest On-Base Percentage, Division Series .....	338	.....	2006
Highest On-Base Percentage, LCS .....	367	.....	2006
Highest On-Base Percentage, World Series .....	355	.....	1984



**CLUB BASE RUNNING**

**STOLEN BASES**

Most Stolen Bases, Postseason.....	11	1984
Fewest Stolen Bases, Postseason.....	0	1940, 1968, 1972
Most Stolen Bases, Division Series.....	4	2012
Most Stolen Bases, LCS.....	5	1987
Most Stolen Bases, World Series.....	7	1984
Most Stolen Bases, Game.....	3	10/12/1908 vs. CHC 10/6/1934 at STL 10/5/1984 vs. KC 10/11/2012 vs. OAK

**CAUGHT STEALING**

Most Caught Stealing, Postseason.....	6	1909
Fewest Caught Stealing, Postseason.....	0	1987, 2014
Most Caught Stealing, Division Series.....	3	2013
Most Caught Stealing, LCS.....	2	1972
Most Caught Stealing, World Series.....	6	1909
Most Caught Stealing, Game.....	3	10/9/1907 vs. CHC

**CLUB PITCHING**

**EARNED RUN AVERAGE**

Lowest ERA, Postseason.....	2.14	1972
Highest ERA, Postseason.....	6.70	1987
Lowest ERA, Division Series.....	2.06	2012
Lowest ERA, LCS.....	1.24	1984
Lowest ERA, World Series.....	2.15	1907

**COMPLETE GAMES**

Most Complete Games, Postseason.....	5	1935
Fewest Complete Games, Postseason.....	0	2006, 2011, 2013, 2014
Most Complete Games, Division Series.....	1	2012
Most Complete Games, LCS.....	1	1972, 1987
Most Complete Games, World Series.....	5	1935

**SHUTOUTS**

Most Shutouts, Postseason.....	2	2006, 2012, 2013
Fewest Shutouts, Postseason.....	0	nine times (last, 2014)
Most Shutouts, Division Series.....	1	2006, 2012, 2013
Most Shutouts, LCS.....	1	1972, 1984, 2006, 2012, 2013
Most Shutouts, World Series.....	1	1909, 1940

**SAVES (since 1969)**

Most Saves, Postseason.....	4	2006, 2011
Fewest Saves, Postseason.....	0	1972, 1987, 2014
Most Saves, Division Series.....	2	2011, 2013
Most Saves, LCS.....	2	2006, 2011, 2012
Most Saves, World Series.....	2	1984

**INNINGS PITCHED**

Most Innings Pitched, Postseason.....	117.2	2012
Fewest Innings Pitched, Postseason.....	25.0	2014
Most Innings Pitched, Division Series.....	44.0	2011, 2013
Most Innings Pitched, LCS.....	55.0	2011
Most Innings Pitched, World Series.....	65.2	1945

**HITS ALLOWED**

Most Hits Allowed, Postseason.....	108	2011
Fewest Hits Allowed, Postseason.....	26	2014
Most Hits Allowed, Division Series.....	45	2011
Most Hits Allowed, LCS.....	63	2011
Most Hits Allowed, World Series.....	73	1934
Most Hits Allowed, Game.....	17	10/9/1934 vs. STL 10/15/2011 at TEX 10/12/2013 at BOS
Fewest Hits Allowed, Game.....	1	10/12/2013 at BOS

**RUNS ALLOWED**

Most Runs Allowed, Postseason.....	67	2011
Fewest Runs Allowed, Postseason.....	13	1972
Most Runs Allowed, Division Series.....	28	2011
Most Runs Allowed, LCS.....	39	2011
Most Runs Allowed, World Series.....	34	1909, 1934
Most Runs Allowed, Game.....	15	10/15/2011 at TEX
Fewest Runs Allowed, Game.....	0	10 times (last, 10/12/2013 at BOS)

**EARNED RUNS ALLOWED**

Most Earned Runs Allowed, Postseason.....	65	2011
Fewest Earned Runs Allowed, Postseason.....	11	1907, 1972
Most Earned Runs Allowed, Division Series.....	28	2011
Most Earned Runs Allowed, LCS.....	37	2011
Most Earned Runs Allowed, World Series.....	28	1945
Most Earned Runs Allowed, Game.....	14	10/15/2011 at TEX
Fewest Earned Runs Allowed, Game.....	0	13 times (last, 10/12/2013 at BOS)

**HOME RUNS ALLOWED**

Most Home Runs Allowed, Postseason.....	11	2011
---	----	------



# TIGERS POSTSEASON RECORD BOOK

Fewest Home Runs Allowed, Postseason.....	0.....	1907
Most Home Runs Allowed, Division Series.....	5.....	2013
Most Home Runs Allowed, LCS.....	8.....	1987
Most Home Runs Allowed, World Series.....	7.....	1968
Most Home Runs Allowed, Game.....	3.....	10/11/2006 at OAK 10/24/2012 at SF 10/7/2013 vs. OAK

## HIT BATSMEN

Most Hit Batsmen, Postseason.....	6.....	1909, 2006, 2011
Fewest Hit Batsmen, Postseason.....	0.....	1908, 1940, 1945, 1984
Most Hit Batsmen, Division Series.....	4.....	2011
Most Hit Batsmen, LCS.....	5.....	1987
Most Hit Batsmen, World Series.....	6.....	1909
Most Hit Batsmen, Game.....	3.....	10/11/1987 vs. MIN

## WALKS

Most Walks, Postseason.....	45.....	2006
Fewest Walks, Postseason.....	7.....	2014
Most Walks, Division Series.....	21.....	2011
Most Walks, LCS.....	20.....	1987, 2011
Most Walks, World Series.....	23.....	2006
Most Walks, Game.....	10.....	10/16/1909 vs. PIT
Fewest Walks, Game.....	0.....	nine times (last, 10/16/2012 vs. NYY)

## STRIKEOUTS

Most Strikeouts, Postseason.....	130.....	2013
Fewest Strikeouts, Postseason.....	19.....	2014
Most Strikeouts, Division Series.....	57.....	2013
Most Strikeouts, LCS.....	73.....	2013
Most Strikeouts, World Series.....	48.....	1945
Most Strikeouts, Game.....	17.....	10/12/2013 at BOS
Fewest Strikeouts, Game.....	1.....	10/16/1909 vs. PIT 10/6/1934 at STL

## WILD PITCHES

Most Wild Pitches, Postseason.....	8.....	2013
Fewest Wild Pitches, Postseason.....	0.....	1907, 1935, 1968
Most Wild Pitches, Division Series.....	2.....	2011, 2012, 2013
Most Wild Pitches, LCS.....	6.....	2013
Most Wild Pitches, World Series.....	5.....	2006

## CLUB FIELDING

### FIELDING PERCENTAGE

Highest Fielding Percentage, Postseason.....	.989.....	2012
Lowest Fielding Percentage, Postseason.....	.938.....	1909
Highest Fielding Percentage, Division Series.....	1.000.....	2011
Highest Fielding Percentage, LCS.....	.993.....	2006
Highest Fielding Percentage, World Series.....	.993.....	2012

### PUTOUTS

Most Putouts, Postseason.....	353.....	2012
Most Putouts, Division Series.....	132.....	2011, 2013
Most Putouts, LCS.....	165.....	2011
Most Putouts, World Series.....	197.....	1945
Most Putouts, Game.....	36.....	10/8/1907 at CHC (12 inn.) 10/4/1934 vs. STL (12 inn.) 10/13/2012 at NYY (12 inn.)

### ASSISTS

Most Assists, Postseason.....	120.....	2006
Most Assists, Division Series.....	36.....	2011
Most Assists, LCS.....	63.....	2011
Most Assists, World Series.....	88.....	1909
Most Assists, Game.....	20.....	10/4/1935 at CHC (11 inn.)

### TOTAL CHANCES

Most Total Chances, Postseason.....	469.....	2006
Most Total Chances, Division Series.....	168.....	2011
Most Total Chances, LCS.....	233.....	2011
Most Total Chances, World Series.....	289.....	1909
Most Total Chances, Game.....	55.....	10/4/1935 at CHC (11 inn.)

### ERRORS

Most Errors, Postseason.....	18.....	1909
Fewest Errors, Postseason.....	2.....	2014
Most Errors, Division Series.....	2.....	2014
Most Errors, LCS.....	7.....	1972
Most Errors, World Series.....	18.....	1909
Most Errors, Game.....	5.....	10/11/1909 vs. PIT 10/3/1934 vs. STL

### PASSED BALLS

Most Passed Balls, Postseason.....	2.....	1945
Most Passed Balls, LCS.....	1.....	1987
Most Passed Balls, World Series.....	2.....	1945
Most Passed Balls, Game.....	2.....	10/3/1945 vs. CHC





## DOUBLE PLAYS

Most Double Plays, Postseason	14	2006
Most Double Plays, Division Series	3	2006, 2011
Most Double Plays, LCS	7	2006
Most Double Plays, World Series	6	1935
Most Double Plays, Game	4	10/10/2006 at OAK

## CLUB MISCELLANEOUS

### LENGTH OF GAMES

Longest Game, Innings	12	10/8/1907 at CHC 10/4/1934 vs. STL 10/8/1945 at CHC 10/13/2012 at NYY
Longest Nine-Inning Game, Time	3:56	10/12/2013 at BOS
Longest Extra-Inning Game, Time	4:54	10/13/2012 at NYY (12 inn.)
Shortest Game, Time	1:25	10/14/1908 vs. CHC

### GAMES WON

Most Games Won, Postseason	8	2006
Most Games Won at Home, Postseason	5	2006
Most Games Won on Road, Postseason	3	1945, 1968, 1984, 2006, 2012, 2013
Longest Winning Streak, Postseason	7	10/5-10/14/2006

### GAMES LOST

Most Games Lost, Postseason	6	2011, 2012, 2013
Most Games Lost at Home, Postseason	3	1908, 1934, 2013
Most Games Lost on Road, Postseason	4	2006, 2011, 2012
Longest Losing Streak, Postseason	5	10/17/2013-10/5/2014

### PITCHERS USED

Most Pitchers Used, Nine-Inning Game	6	10/9/1934 vs. STL 10/6/1968 vs. STL 10/21/2006 vs. STL 10/24/2006 at STL 10/15/2011 at TEX 10/10/2012 at OAK 10/13/2013 at BOS
Most Pitchers Used by Both Clubs, Game	13	10/13/2012 at NYY (12 inn.)

### ATTENDANCE

Largest Attendance, Home Postseason Game	55,500	10/5/1945 vs. CHC
Smallest Attendance, Home Postseason Game	6,210	10/14/1908 vs. CHC
Largest Attendance, Road Postseason Game	57,911	10/10/1984 at SD
Smallest Attendance, Road Postseason Game	13,114	10/10/1907 at CHC

## POSTSEASON ATTENDANCE IN DETROIT

Year	Opponent	Event	Attendance	Games
2014	Baltimore	ALDS	43,013	1
2013	Boston	ALCS	127,761	3
	OAKLAND	ALDS	87,911	2
2012	San Francisco	World Series	84,414	2
	NEW YORK	ALCS	84,967	2
	OAKLAND	ALDS	84,007	2
2011	Texas	ALCS	126,047	3
	NEW YORK	ALDS	87,108	2
2006	St. Louis	World Series	85,012	2
	OAKLAND	ALCS	84,636	2
	NEW YORK	ALDS	86,566	2
1987	Minnesota	ALCS	149,117	3
1984	SAN DIEGO	World Series	156,001	3
	KANSAS CITY	ALCS	52,168	1
1972	Oakland	ALCS	129,047	3
1968	ST. LOUIS	World Series	160,902	3
1945	CHICAGO	World Series	163,773	3
1940	Cincinnati	World Series	162,159	3
1935	CHICAGO	World Series	142,553	3
1934	St. Louis	World Series	171,409	4
1909	Pittsburgh	World Series	63,410	4
1908	Chicago	World Series	29,929	3
1907	Chicago	World Series	18,676	2

Series victories in ALL CAPS.



# TIGERS POSTSEASON HOME RUNS

## WORLD SERIES

DATE	OPPONENT	PLAYER	PITCHER	INN.	ON
October 13, 1909	at Pittsburgh	Davy Jones	Babe Adams	1st	0
October 13, 1909	at Pittsburgh	Sam Crawford	Babe Adams	8th	0
October 3, 1934	St. Louis	Hank Greenberg	Dizzy Dean	8th	0
October 7, 1934	at St. Louis	Charlie Gehringer	Dizzy Dean	1st	0
October 3, 1935	Chicago (NL)	Hank Greenberg	Charlie Root	6th	1
October 2, 1940	at Cincinnati	Bruce Campbell	Whitey Moore	5th	1
October 4, 1940	Cincinnati	Rudy York	Jim Turner	7th	1
October 4, 1940	Cincinnati	Pinky Higgins	Jim Turner	7th	1
October 6, 1940	Cincinnati	Hank Greenberg	Junior Thompson	3rd	2
October 4, 1945	Chicago (NL)	Hank Greenberg	Hank Wyse	5th	2
October 8, 1945	at Chicago (NL)	Hank Greenberg	Ray Prim	8th	0
October 3, 1968	at St. Louis	Willie Horton	Nelson Briles	2nd	0
October 3, 1968	at St. Louis	Mickey Lolich	Nelson Briles	3rd	0
October 3, 1968	at St. Louis	Norm Cash	Nelson Briles	6th	0
October 5, 1968	St. Louis	Al Kaline	Ray Washburn	3rd	1
October 5, 1968	St. Louis	Dick McAuliffe	Ray Washburn	5th	0
October 6, 1968	St. Louis	Jim Northrup	Bob Gibson	4th	0
October 9, 1968	at St. Louis	Jim Northrup	Larry Jaster	3rd	3
October 9, 1968	at St. Louis	Al Kaline	Steve Carlton	5th	0
October 9, 1984	at San Diego	Larry Herndon	Mark Thurmond	5th	1
October 12, 1984	San Diego	Marty Castillo	Tim Lollar	2nd	1
October 13, 1984	San Diego	Alan Trammell	Eric Show	1st	1
October 13, 1984	San Diego	Alan Trammell	Eric Show	3rd	1
October 14, 1984	San Diego	Kirk Gibson	Mark Thurmond	1st	1
October 14, 1984	San Diego	Lance Parrish	Rich Gossage	7th	0
October 14, 1984	San Diego	Kirk Gibson	Rich Gossage	8th	2
October 21, 2006	St. Louis	Craig Monroe	Anthony Reyes	9th	0
October 22, 2006	St. Louis	Craig Monroe	Jeff Weaver	1st	0
October 26, 2006	at St. Louis	Sean Casey	Jeff Suppan	2nd	0
October 27, 2006	at St. Louis	Sean Casey	Jeff Weaver	4th	1
October 24, 2012	at San Francisco	Jhonny Peralta	George Kontos	9th	1
October 28, 2012	San Francisco	Miguel Cabrera	Matt Cain	3rd	1
October 28, 2012	San Francisco	Delmon Young	Matt Cain	6th	0

## LEAGUE CHAMPIONSHIP SERIES

DATE	OPPONENT	PLAYER	PITCHER	INN.	ON
October 7, 1972	at Oakland	Norm Cash	Catfish Hunter	2nd	0
October 7, 1972	at Oakland	Al Kaline	Rollie Fingers	11th	0
October 10, 1972	Oakland	Bill Freehan	Bob Locker	8th	0
October 11, 1972	Oakland	Dick McAuliffe	Catfish Hunter	3rd	0
October 2, 1984	at Kansas City	Larry Herndon	Buddy Black	4th	0
October 2, 1984	at Kansas City	Alan Trammell	Buddy Black	5th	0
October 2, 1984	at Kansas City	Lance Parrish	Mike Jones	9th	0
October 3, 1984	at Kansas City	Kirk Gibson	Bret Saberhagen	3rd	0
October 7, 1987	at Minnesota	Mike Heath	Frank Viola	3rd	0
October 7, 1987	at Minnesota	Kirk Gibson	Frank Viola	6th	0
October 8, 1987	at Minnesota	Chet Lemon	Bert Blyleven	2nd	1
October 8, 1987	at Minnesota	Lou Whitaker	Bert Blyleven	8th	0
October 10, 1987	Minnesota	Pat Sheridan	Jeff Reardon	8th	1
October 12, 1987	Minnesota	Matt Nokes	Bert Blyleven	4th	1
October 12, 1987	Minnesota	Chet Lemon	Juan Berenguer	8th	0
October 10, 2006	at Oakland	Brandon Inge	Barry Zito	3rd	0
October 10, 2006	at Oakland	Ivan Rodriguez	Barry Zito	4th	0
October 11, 2006	at Oakland	Alexis Gomez	Esteban Loaiza	6th	1
October 11, 2006	at Oakland	Curtis Granderson	Huston Street	9th	0
October 13, 2006	Oakland	Craig Monroe	Rich Harden	5th	0
October 14, 2006	Oakland	Magglio Ordoñez	Dan Haren	6th	0
October 14, 2006	Oakland	Magglio Ordoñez	Huston Street	9th	2
October 10, 2011	at Texas	Ryan Raburn	Derek Holland	3rd	2
October 11, 2011	Texas	Victor Martinez	Colby Lewis	4th	0
October 11, 2011	Texas	Jhonny Peralta	Colby Lewis	6th	0
October 11, 2011	Texas	Miguel Cabrera	Koji Uehara	7th	0
October 12, 2011	Texas	Brandon Inge	Alexi Ogando	7th	0
October 13, 2011	Texas	Alex Avila	C.J. Wilson	3rd	0
October 13, 2011	Texas	Delmon Young	C.J. Wilson	4th	0
October 13, 2011	Texas	Delmon Young	C.J. Wilson	6th	1
October 13, 2011	Texas	Ryan Raburn	Koji Uehara	7th	0
October 15, 2011	at Texas	Miguel Cabrera	Derek Holland	1st	0
October 15, 2011	at Texas	Jhonny Peralta	Derek Holland	2nd	0
October 15, 2011	at Texas	Austin Jackson	Derek Holland	5th	1
October 15, 2011	at Texas	Miguel Cabrera	Mike Adams	8th	0

# TIGERS POSTSEASON HOME RUNS



## LEAGUE CHAMPIONSHIP SERIES, cont.

DATE	OPPONENT	PLAYER	PITCHER	INN.	ON
October 13, 2012	at New York (AL)	Delmon Young	Derek Lowe	8th	0
October 16, 2012	New York (AL)	Delmon Young	Phil Hughes	4th	0
October 18, 2012	New York (AL)	Miguel Cabrera	CC Sabathia	4th	1
October 18, 2012	New York (AL)	Jhonny Peralta	CC Sabathia	4th	1
October 18, 2012	New York (AL)	Austin Jackson	Derek Lowe	7th	0
October 18, 2012	New York (AL)	Jhonny Peralta	David Robertson	8th	0
October 13, 2013	at Boston	Miguel Cabrera	Clay Buchholz	6th	0
October 13, 2013	at Boston	Alex Avila	Clay Buchholz	6th	2

## DIVISION SERIES

DATE	OPPONENT	PLAYER	PITCHER	INN.	ON
October 3, 2006	at New York (AL)	Craig Monroe	Chien-Ming Wang	5th	0
October 3, 2006	at New York (AL)	Curtis Granderson	Mike Myers	7th	0
October 5, 2006	at New York (AL)	Carlos Guillen	Mike Mussina	6th	0
October 6, 2006	New York (AL)	Curtis Granderson	Brian Bruney	7th	0
October 7, 2006	New York (AL)	Magglio Ordoñez	Jaret Wright	2nd	0
October 7, 2006	New York (AL)	Craig Monroe	Jaret Wright	2nd	1
September 30, 2011	at New York (AL)	Delmon Young	CC Sabathia	1st	0
October 2, 2011	at New York (AL)	Miguel Cabrera	Freddy Garcia	1st	1
October 3, 2011	New York (AL)	Delmon Young	Rafael Soriano	7th	0
October 4, 2011	New York (AL)	Victor Martinez	A.J. Burnett	4th	0
October 6, 2011	at New York (AL)	Don Kelly	Ivan Nova	1st	0
October 6, 2011	at New York (AL)	Delmon Young	Ivan Nova	1st	0
October 6, 2012	Oakland	Alex Avila	Jarrod Parker	5th	0
October 10, 2012	at Oakland	Prince Fielder	A.J. Griffin	4th	0
October 8, 2013	Oakland	Jhonny Peralta	Dan Straily	5th	2
October 8, 2013	Oakland	Victor Martinez	Sean Doolittle	7th	0
October 10, 2013	at Oakland	Miguel Cabrera	Sonny Gray	4th	1
October 2, 2014	at Baltimore	Victor Martinez	Chris Tillman	2nd	0
October 2, 2014	at Baltimore	J.D. Martinez	Chris Tillman	2nd	0
October 2, 2014	at Baltimore	Miguel Cabrera	Darren O'Day	8th	0
October 3, 2014	at Baltimore	J.D. Martinez	Wei-Yin Chen	4th	2
October 3, 2014	at Baltimore	Nicholas Castellanos	Wei-Yin Chen	4th	0


## INTERLEAGUE ACTION

Since 1997, the Tigers have compiled a 228-213 record (.517) during Interleague action. Since Comerica Park opened in 2000, Detroit is 116-79 (.595) during Interleague action at the park. The following is a year-by-year Interleague breakdown:

Year	Home	Road	Record
1997	6-3	2-4	8-7
1998	2-6	5-3	7-9
1999	4-5	4-5	8-10
2000	6-3	4-5	10-8
2001	5-4	5-4	10-8
2002	3-6	3-6	6-12
2003	1-8	3-6	4-14
2004	7-2	2-7	9-9
2005	6-3	3-6	9-9
2006	8-1	7-2	15-3
2007	6-3	8-1	14-4
2008	8-1	5-4	13-5
2009	7-2	3-6	10-8
2010	8-1	3-6	11-7
2011	4-5	3-6	7-11
2012	6-3	5-4	11-7
2013	9-1	3-7	12-8
2014	8-2	4-6	12-8
2015	3-7	6-4	9-11
2016	7-3	6-4	13-7
2017	4-6	4-6	8-12
2018	5-5	1-9	6-14
2019	1-9	4-6	5-15
2020	4-4	7-3	11-7

# TIGERS IN HALL OF FAME





# TY COBB

HT: 6-1 WT: 175 BT: L TH: R BORN: 12/18/1886 IN NARROWS, GA

**CENTERFIELDER, 1905-26**

**Full Name:** Tyrus Raymond Cobb


**Elected to Hall of Fame:** 1936

**Nickname:** "The Georgia Peach"

**Died:** 7/17/1961 in Atlanta, GA

Perhaps the greatest player in baseball history, there is little doubt that Ty Cobb, called a "Genius in Spikes," was the greatest competitor the game has ever seen.

- Received seven more votes than Babe Ruth when elected as one of the five original members of the Hall of Fame... garnered 98.2 percent of the vote, the highest percentage ever until Tom Seaver was elected with 98.8 percent in 1992.
- Owns the highest lifetime batting average (.367) in Major League history.
- His Major League record 4,191 career hits stood for almost 60 years, and single-season Major League record of 96 stolen bases in 1915 stood for nearly 50 years.
- Held the Major League record for career runs scored (2,245) for 75 years until Rickey Henderson surpassed the total during the 2001 season.
- Also ranks second all-time in triples (297) and fourth in doubles (724) and stolen bases (892)...his triples total is second only to Tigers teammate Sam Crawford.
- Batted .400-or-better three times (.420, 1911; .410, 1912; .401, 1922), tied for most in Major League history...one of just two players (Rogers Hornsby) who played their entire career after 1900 to accomplish the feat.
- Was the Chalmers Award winner (American League Most Valuable Player) in 1911 after batting a career-high .420.
- Won the league batting title in 12 out of 14 seasons from 1907-20.
- Drove in more than 100 runs seven times, mostly during the dead-ball era, and led the league in RBI in four of the five years from 1907-11.
- Captured the 1909 Triple Crown, pacing both Major Leagues in batting average (.377), home runs (9) and RBI (107), while leading the Tigers to the final of his three World Series appearances.
- Led the Tigers to consecutive American League pennants in 1907, 1908 and 1909.
- Following a 22-year career with the Tigers, including six seasons (1921-26) as player-manager, played his final two seasons as a member of the Philadelphia Athletics.
- Did not wear a uniform number, as they were not used by the Tigers until the 1930s.



# MICKEY COCHRANE

HT: 5-10 WT: 180 BT: L TH: R BORN: 4/6/1903 IN BRIDGEWATER, MA

**CATCHER, 1934-37**

**Full Name:** Gordon Stanley Cochrane


**Elected to Hall of Fame:** 1947

**Nickname:** "Black Mike"

**Died:** 6/28/1962 in Lake Forest, IL

One of the finest backstops the game has ever produced, Mickey Cochrane took over a fifth-place Tigers club as player-manager in 1934, leading a turnaround that culminated with Detroit winning back-to-back American League pennants and its first World Series Championship in 1935.

- Named the 1934 American League Most Valuable Player, after leading the Tigers to their first AL pennant in 25 years.
- The following season, led the Tigers to their first-ever World Series title, scoring the winning run in the bottom of the ninth inning in Game Six to defeat the Chicago Cubs at Navin Field.
- Of that title-clinching game, Cochrane later said, "It was my greatest day in baseball."
- In May of 1937, after homering off the Yankees' Bump Hadley, Cochrane was beamed in the right temple by a Hadley fastball and remained unconscious for 10 days before finally regaining consciousness...although he continued as Tigers manager for part of the following season, he never played again.
- Known as one of the best batsmen ever to play catcher, posting a lifetime .320 batting average and hitting better than .300 in a season nine times during his career.
- Acquired by the Tigers from the Philadelphia Athletics following the 1933 season in exchange for Johnny Pasek and \$100,000...helped the 1929 A's, regarded as one of the greatest teams in baseball history, to the World Series title.
- Also named AL Most Valuable Player in 1928 with the Athletics...spent a total of nine seasons with the A's after coming up to the big leagues in 1925.
- Despite spending just four of his 13 Major League seasons in a Detroit uniform, Cochrane entered the Hall of Fame in 1947 as a Tiger.
- Wore uniform No. 3 while playing for Detroit.



# SAM CRAWFORD

HT: 6-0 WT: 190 BT: L TH: L BORN: 4/18/1880 IN WAHOO, NE

## RIGHTFIELDER, 1903-17

Full Name: Samuel Earl Crawford


Elected to Hall of Fame: 1957

Nickname: "Wahoo Sam"

Died: 6/15/1968 in Hollywood, CA

Although he spent most of his career in the shadows of the great Ty Cobb, his teammate in the Tigers outfield for 13 seasons, "Wahoo Sam" Crawford carved his niche in baseball history as its most prolific triples hitter ever.

- Led the league in three-baggers six times, once in the National League with Cincinnati and five times in the American League with Detroit...five times he hit more than 20 triples in a season, en route to his career record of 309.
- Is the all-time Major League leader in triples, legging out 309 during his career.
- A lifetime .309 hitter, Crawford was known as one of the hardest hitters of the dead-ball era.
- Led the American League in RBI three times, runs scored once and doubles once.
- Finished his career just 39 hits short of 3,000.
- Batted .314 and led the league with 104 RBI and a career-high 26 triples in 1914, finishing runner-up to Philadelphia's Eddie Collins for the Chalmers Award (American League Most Valuable Player).
- Helped the Tigers to consecutive American League pennants in 1907, 1908 and 1909.
- His nickname derived from his hometown of Wahoo, NE.
- Elected to the Hall of Fame by the Veterans Committee in 1957.



# CHARLIE GEHRINGER

HT: 5-11 WT: 180 BT: L TH: R BORN: 5/11/1903 IN FOWLERVILLE, MI

## SECOND BASEMAN, 1924-42

Full Name: Charles Leonard Gehringer


Elected to Hall of Fame: 1949

Nickname: "The Mechanical Man"

Died: 1/21/1993 in Bloomfield Hills, MI

Known for his quiet efficiency, Michigan native Charlie Gehringer was not only the best fielding second baseman of his time, but he also hit for power and average...Ty Cobb, who managed the Tigers during Gehringer's first three seasons, called him, aside from Eddie Collins, "the greatest second baseman (he) ever saw."

- Batted over .300 in 13-of-16 full seasons, had 200-or-more hits seven times and posted a lifetime batting average of .320.
- Named the American League Most Valuable Player in 1937 after hitting a career-high .371 to lead the league...finished runner-up to teammate Mickey Cochrane for the Most Valuable Player award in 1934.
- In 1929, led the American League in eight categories including hits, runs, doubles, triples, stolen bases, games, putouts and fielding percentage.
- Hit 15-or-more home runs in a season six times, and had 100-or-more RBI seven times.
- Drilled 60 doubles in 1936, a Tigers record for a lefthanded hitter.
- Batted .375 and handled 39 chances without an error in the 1935 World Series to help Detroit to the title.
- Member of the American League pennant-winning Tigers clubs in 1934 and 1940.
- Had his uniform No. 2 retired by the Tigers on June 12, 1983, the same day that Hank Greenberg's No. 5 was retired.
- Served as the Tigers general manager from 1951-53.



# HANK GREENBERG

HT: 6-3 WT: 210 BT: R TH: R BORN: 1/11/1911 IN NEW YORK, NY

## FIRST BASEMAN, 1930-46

**Full Name:** Henry Benjamin Greenberg

**Elected to Hall of Fame:** 1956

**Nickname:** "Hammerin' Hank"

**Died:** 9/4/1986 in Beverly Hills, CA

A fearsome run producer and home run hitter, "Hammerin' Hank" Greenberg made the most of a career interrupted by four years of military service during World War II, and another season lost to injury...captured two American League Most Valuable Player awards and a pair of World Series titles.

- Rapped a Tigers record 63 doubles, just four short of the Major League mark, in 1934 in his second full season in the Majors as the Tigers won their first pennant in 25 years.
- Unanimous selection as AL Most Valuable Player in 1935 after leading the league with 36 homers and 170 RBI as the Tigers won their first World Series title, defeating the Chicago Cubs.
- Suffered a broken wrist just 12 games into the 1936 season after beginning the campaign batting .348 with 16 RBI.
- Drove in a career-high 183 runs the next year, one short of Lou Gehrig's 1931 league record.
- In 1938, chased Babe Ruth's 11-year-old single-season home run record (60) before ending the year with a league-best 58 longballs.
- Won AL Most Valuable Player honors again in 1940, his last full season before entering the Army, as he batted a career best .340 and led the league with 50 doubles, 41 home runs and 150 RBI...carried Detroit to its sixth AL pennant.
- Returned from a four-year stint in the Army in July of 1945 and drilled a grand slam on the final day of the season to spur the Tigers back to the World Series...batted .304 with two home runs and seven RBI to lead Detroit past Chicago for its second World Series title.
- Drove in more than 100 runs a total of seven times in his career and hit better than .300 in each of his first seven full seasons, including high marks of .340 in 1940 and .337 in 1937.
- Posted a lifetime slugging percentage of .605, good for seventh-highest in Major League history.
- Completed his brilliant career with one final season in Pittsburgh after being sold by the Tigers to the Pirates on January 18, 1947.
- Had his uniform No. 5 retired by the Tigers on June 12, 1983, the same day that Charlie Gehringer's No. 2 was retired.



# HARRY HEILMANN

HT: 6-1 WT: 195 BT: R TH: R BORN: 8/3/1894 IN SAN FRANCISCO, CA

## RIGHTFIELDER, 1914-29

**Full Name:** Harry Edwin Heilmann


**Elected to Hall of Fame:** 1952

**Nickname:** "Slug"

**Died:** 7/9/1951 in Southfield, MI

Rated second only to Rogers Hornsby among righthanded hitters of his era, Harry Heilmann batted .390-or-better four times in his career, including .403 in 1923, to capture a quartet of batting titles.

- Bettered the .400 mark (.403) in 1923 to lead the league, collecting 211 hits and driving in 115 runs...in all, batted .340-or-better eight times.
- Led the American League with 237 hits in 1921 and hit .394 to win his first batting title...also won the league batting crown in 1923, 1925 and 1927.
- From 1921-29, drove in at least 100 runs in eight out of nine seasons...drilled at least 40 doubles in eight of his last 10 seasons as a player.
- In 1927, finished runner-up to the Yankees' Lou Gehrig in AL Most Valuable Player balloting, after hitting .398 and winning his final batting title.
- His 1921 total of 139 RBI would have led the league, but Babe Ruth drove in 171 runs that season...three times he ranked second in the AL in slugging percentage behind Ruth.
- Was sold to the Cincinnati Reds on October 14, 1929, where he played in 1930 and 1932...batted .333 in 1930 with 19 home runs, two off his career best, and 91 RBI.
- After his playing career, broadcasted Tigers games on the radio from 1934-51.
- Elected to the Hall of Fame posthumously by the Veterans Committee in 1952.



# HUGHIE JENNINGS

HT: 5-8 WT: 165 BT: R TH: R BORN: 4/2/1869 IN PITTSBURGH, PA

## SHORTSTOP/MANAGER, 1907-20

Full Name: Hugh Ambrose Jennings


Elected to Hall of Fame: 1945

Nickname: "Hustling Hughie"

Died: 2/1/1928 in Scranton, PA

Detroit's manager from 1907-1920, Jennings piloted teams which featured all-time greats Ty Cobb, Harry Heilmann and Sam Crawford, and he led the Tigers to three consecutive American League pennants from 1907-09.

- An outstanding shortstop in his playing days, had his best years with the National League's Baltimore Orioles between 1893 and 1899...drove in more than 100 runs three times, batted .398 in 1896 and led the league in fielding four times.
- With Detroit, served as player-manager from 1907-1918, although he only appeared in a handful of games and had just nine at-bats in those 12 years...became full-time manager for his final two seasons in a Tigers uniform.
- Although his Tigers won three straight league titles, they lost in the World Series each time, twice to the Cubs and once to the Pirates.
- Elected to the Hall of Fame posthumously by the Veterans Committee in 1945.



# AL KALINE

HT: 6-2 WT: 180 BT: R TH: R BORN: 12/19/1934 IN BALTIMORE, MD

## RIGHTFIELDER, 1953-74

Full Name: Albert William Kaline

Elected to Hall of Fame: 1980

Nickname: "Mr. Tiger"

Died: 4/6/2020 in Bloomfield Hills, MI

If any player defined the Tigers during the last half-century it was Al Kaline, and in 1980, he became just the 10th player ever elected to the Hall of Fame in his first year of eligibility...at the time of his retirement, Kaline and Ty Cobb were the only Tigers ever to play 20-or-more seasons in a Detroit uniform.

- Runner-up for the American League Most Valuable Player award in 1955 and 1963, finishing second to Yankees catchers Yogi Berra and Elston Howard, respectively...both seasons, despite the vote of the baseball writers, *The Sporting News* chose Kaline as its Player of the Year.
- Won the league's batting crown in 1955 by batting .340 in just his second full season in the Majors...accomplished the feat at age 20, making him the youngest batting champion in AL history.
- Came back from a broken arm earlier in the season to bat .379 against the Cardinals in the 1968 World Series...had two home runs among his 11 hits in the series and drove in eight runs, furthering his reputation as a tremendous clutch performer.
- Selected to 18 All-Star Games over his career, including 15-of-16 between 1955 and 1967 (selected to two games each season, 1959-61)...selected to the All-Star squad in 1964 and 1967 but did not play due to injury.
- Hit .300-or-better and drilled 20-or-more home runs nine times, each during his career.
- An outstanding defensive player renowned for his powerful arm, he captured 10 Gold Gloves, enjoyed a streak of 242 straight errorless games and played in 16 All-Star games without committing a miscue.
- Spent the 1974 season as a full-time designated hitter and rapped his 3,000th career hit off the Orioles' Dave McNally that season, making him the first American League since Eddie Collins in 1925 to reach that milestone.
- Ended his career with 3,007 hits, breaking Al Simmons' 30-year-old American League record for hits by a righthanded batter.
- Also posted 399 career home runs while maintaining a .297 lifetime batting average.
- Had his No. 6 retired by the Tigers on August 17, 1980, making him the first Tigers player ever to have his number retired.
- Has spent every year since 1976 in the Tigers organization, first as a television color analyst (1976-2001) and more recently as a Special Assistant to the Executive Vice President of Baseball Operations and General Manager.

## KALINE WINS BATTING TITLE AT AGE 20

In 1955, Hall-of-Famer Al Kaline had one of the best seasons of his career at the age of 20. That season, he became the youngest player ever to win the American League batting crown -- besting the immortal Ty Cobb by one day -- and took the title in the American League by 21 points with a career-best .340 batting average. In fact, his batting average led the entire Major Leagues, ending up two points better than Richie Ashburn of the Phillies, who won the National League crown. Kaline registered a career-high 200 hits, hit 27 home runs and drove in 102 runs that year. He wound up second in the American League Most Valuable Player balloting, finishing 17 points behind Yankees catcher Yogi Berra.






# GEORGE KELL

HT: 5-9 WT: 175 BT: R TH: R BORN: 8/23/1922 IN SWIFTON, AR

## THIRD BASEMAN, 1946-52

**Full Name:** George Clyde Kell **Elected to Hall of Fame:** 1983  
**Died:** 3/24/2009 in Swifton, AR

The American League's foremost third baseman in the 1940s and '50s, George Kell is one of just 17 third basemen enshrined in the National Baseball Hall of Fame.

- Won the 1949 American League batting crown with a .343 average, nosing out Boston's Ted Williams on the final day of the season.
- Selected to 10 All-Star Games, including eight straight between 1947 and 1954.
- Batted over .300 nine times and led the AL in hits in 1950 and 1951...also led the league in doubles both seasons.
- Was acquired by the Tigers on May 18, 1946, from the Philadelphia Athletics in exchange for outfielder Barney McCoskey.
- In seven seasons with the Tigers from 1946-52, he batted below .300 just once, in 1952, when he was traded to the Red Sox 39 games into the season.
- Known for sure hands and a strong, accurate arm, he led AL third basemen in fielding percentage seven times.
- Wore uniform No. 21 from 1946-50 and No. 7 in 1951-52 with the Tigers.
- Was included in an eight-player trade on June 3, 1952, in which he, Dizzy Trout, Hoot Evers and Johnny Lipon were sent from the Tigers to Boston in exchange for Johnny Pesky, Walt Dropo, Bill Wight, Fred Hatfield and Don Lenhardt.
- Also played for the White Sox and Orioles before retiring in 1957.
- Elected to the Hall of Fame by the Veterans Committee in 1983.
- Began broadcasting full-time after retiring as a player, and, except for 1964, called Tigers baseball every year from 1959-96...retired from broadcasting in January, 1997.



# HEINIE MANUSH

HT: 6-1 WT: 200 BT: L TH: L BORN: 7/20/1901 IN TUSCUMBIA, AL

## LEFTFIELDER, 1923-27

**Full Name:** Henry Emmett Manush **Elected to Hall of Fame:** 1964  
**Died:** 5/12/1971 in Sarasota, FL

A lifetime .330 hitter, outfielder Heinie Manush played for six teams over 17 seasons, but entered the Hall of Fame as a Detroit Tiger after playing his first five years with the club.

- Played his first three seasons in the big leagues for manager Ty Cobb and won his lone batting title in 1926 under Cobb's tutelage, batting .378...overtook Babe Ruth by going six-for-nine in a doubleheader on the last day of the season.
- In 1928, his first season with the St. Louis Browns, collected 241 hits, just 16 short of George Sisler's 1920 Major League record...again batted .378 but lost the batting title by a single point to Washington's Goose Goslin.
- Topped the 200-hit mark four times in his career...also posted 40-or-more doubles six times, leading the league in 1928 and 1929, and topped the American League with 17 triples in 1933.
- Finished as runner-up to Jimmie Foxx for the batting title in 1933 after hitting .336...was selected to his only All-Star game in 1934.
- In 7,654 career at-bats, fanned just 345 times (never more than 30 times in a season).
- Was traded from Detroit to the St. Louis Browns on Dec. 2, 1927, along with Lu Blue in exchange for Chick Galloway, Elam Vangilder and Harry Rice.
- Elected to the Hall of Fame by the Veterans Committee in 1964.



## JACK MORRIS

HT: 6-3   WT: 195   BT: R   TH: R   BORN: 5/16/1955 IN ST. PAUL, MN

RIGHTHANDED PITCHER, 1977-90

Full Name: John Scott Morris      Elected to Hall of Fame: 2017

One of seven players in Major League history to win a World Series with three different teams, Jack Morris was among the top pitchers in the Majors in the 1980s and into the early 1990s.

- Earned five All-Star selections during his career, was named the American League Babe Ruth Award winner in 1984 and 1991 and was selected the AL Pitcher of the Year by *The Sporting News* in 1981...finished in the top five in AL Cy Young Award voting four times.
- Spent 14 of his 18 Major League seasons in a Tigers uniform, pitching in 430 games, including 408 starts, and compiling a 198-150 record with a 3.73 ERA (3042.2IP/1262ER) and 1980 strikeouts...he ranks second in franchise history in games started, third in strikeouts, fourth in innings pitched, fifth in wins, eighth in complete games (154) and shutouts (24) and ninth in appearances.
- Helped the Tigers to the 1984 World Series championship, making three starts in the postseason and going 3-0, including two complete game victories in the Fall Classic.
- Following his 14 years in Detroit, he went to Minnesota, where he led the Twins to the 1991 World Series title...won MVP honors after tossing 10.0 shutout innings in Game 7 vs. Atlanta.
- Pitched for Toronto in 1992-93, winning World Series championships in both seasons.
- Elected to the Hall of Fame by the Modern Baseball Era Committee in December, 2017.
- On August 12, 2018, he became the seventh Tigers player to have his uniform number retired by the club (No. 47).

### TIGERS IN THE HALL OF FAME GAME

<p><b>July 10, 1944</b> New York Giants TIGERS Postponed Rain</p> <p><b>June 13, 1946</b> New York Giants TIGERS (Attendance: 9,681)</p> <p><b>July 23, 1956</b> TIGERS New York Giants (Attendance: 8,500)</p> <p><b>July 22, 1968</b> Pittsburgh Pirates TIGERS (Attendance: 9,866)</p>	<p><b>August 7, 1978</b> New York Mets TIGERS (Attendance: 9,980)</p> <p><b>August 13, 1984</b> TIGERS Atlanta Braves (Attendance: 9,791)</p> <p><b>July 31, 1995</b> TIGERS Chicago Cubs (Attendance: 9,791)</p> <p><b>May 23, 2005</b> Boston Red Sox TIGERS (Attendance: 9,773)</p>																																																						
<table style="margin: auto;"> <tr><td>9</td><td>13</td><td>0</td></tr> <tr><td>5</td><td>10</td><td>1</td></tr> <tr><td>10</td><td>15</td><td>2</td></tr> <tr><td>11</td><td>17</td><td>5</td></tr> <tr><td>1</td><td>7</td><td>1</td></tr> <tr><td>10</td><td>13</td><td>5</td></tr> </table>	9	13	0	5	10	1	10	15	2	11	17	5	1	7	1	10	13	5	<table style="margin: auto;"> <tr><td>4</td><td>7</td><td>0</td></tr> <tr><td>4</td><td>5</td><td>2</td></tr> <tr><td colspan="3">(6 inn.)</td></tr> <tr><td>7</td><td>10</td><td>3</td></tr> <tr><td>5</td><td>9</td><td>0</td></tr> <tr><td colspan="3">(Attendance: 9,791)</td></tr> <tr><td>6</td><td>8</td><td>0</td></tr> <tr><td>8</td><td>15</td><td>2</td></tr> <tr><td colspan="3">(Attendance: 9,791)</td></tr> <tr><td>4</td><td>9</td><td>1</td></tr> <tr><td>6</td><td>11</td><td>0</td></tr> <tr><td colspan="3">(Attendance: 9,773)</td></tr> </table>	4	7	0	4	5	2	(6 inn.)			7	10	3	5	9	0	(Attendance: 9,791)			6	8	0	8	15	2	(Attendance: 9,791)			4	9	1	6	11	0	(Attendance: 9,773)		
9	13	0																																																					
5	10	1																																																					
10	15	2																																																					
11	17	5																																																					
1	7	1																																																					
10	13	5																																																					
4	7	0																																																					
4	5	2																																																					
(6 inn.)																																																							
7	10	3																																																					
5	9	0																																																					
(Attendance: 9,791)																																																							
6	8	0																																																					
8	15	2																																																					
(Attendance: 9,791)																																																							
4	9	1																																																					
6	11	0																																																					
(Attendance: 9,773)																																																							


### SPARKY'S LEGACY HONORED AT COOPERSTOWN

On July 23, 2000, former Tigers manager Sparky Anderson took his place amongst baseball's best as he was inducted into the National Baseball Hall of Fame in Cooperstown, NY. Anderson was voted in during his first year of eligibility for the honor.

Anderson completed his managerial career after the 1995 season with a Tigers-record 1,331 victories. His total record of 2,194-1,834, including nine seasons and two World Championships as manager of the Cincinnati Reds, was good enough for a .545 career winning percentage.

Only the fourth manager in baseball history to manage 4,000 games, Anderson is the only manager to hold the career victory record for two different franchises. Additionally, he was the first manager to lead teams from both leagues to a World Series title and to record 100 victories in one season in both leagues.

The Tigers retired Anderson's number 11 as part of a ceremony on June 26, 2011.



# HAL NEWHOUSER

HT: 6-2 WT: 192 BT: L TH: L BORN: 5/20/1921 IN DETROIT, MI

**LEFTHANDED PITCHER, 1939-53**

Full Name: Harold Newhouser

Elected to Hall of Fame: 1992

Nickname: "Prince Hal"

Died: 11/10/1998 in Bloomfield Hills, MI

The only pitcher in Major League history to win back-to-back league Most Valuable Player awards, Hal Newhouser, Detroit born-and-raised, was one of the most dominant pitchers of the 1940s.

- Captured his first Most Valuable Player award in 1944 after leading the Majors with a 29-9 record and 187 strikeouts... his 29 victories tied George Mullin's 1909 club record.
- Named Most Valuable Player again the following season, becoming just the third American League pitcher to lead baseball in wins (25), ERA (1.81) and strikeouts (212) all in the same season...his 29 complete games, eight shutouts and 313.1 innings pitched also led the Majors.
- Spent 15 of his 17 big league seasons in a Tigers uniform and during that span was a seven-time All-Star... led the American League in victories four times, led the league in strikeouts and ERA twice each and hurled back-to-back 300-plus inning seasons in 1944 and 1945.
- From 1944-48, won 20-or-more games in four of the five years and rode his explosive fastball to a total of 118 wins, 107 complete games and 993 strikeouts...also allowed just 40 home runs and twice posted an ERA under 2.00 during that span.
- Retired in 1955 after two seasons as a reliever with Cleveland.
- On July 27, 1997, he became the fourth Tigers player to have his uniform number retired by the club (No. 16).
- Elected to the Hall of Fame by the Veterans Committee in 1992.



# ALAN TRAMMELL

HT: 6-0 WT: 165 BT: R TH: R BORN: 2/21/1958 IN GARDEN GROVE, CA

**SHORTSTOP, 1977-96**

Full Name: Alan Stuart Trammell

Elected to Hall of Fame: 2017

Nickname: "Tram"

One of the best shortstops of his generation, Alan Trammell spent all 20 seasons of his Major League career in a Tigers uniform, joining Ty Cobb and Al Kaline as the only players in franchise history to spend the entirety of their 20-plus year career in the Olde English 'D'.

- Hit .300-or-better in seven seasons and finished his career with 2,365 hits, 412 doubles and a .285 career batting average.
- Earned six All-Star Game selections, four Gold Glove Awards at shortstop and three Silver Slugger Awards.
- Led the Tigers to the 1984 World Series Championship, earning Most Valuable Player honors after hitting .450 with two home runs and six RBI over the five-game series.
- Enjoyed the best season of his professional career in 1987, when he finished second in the voting for American League Most Valuable Player after posting career bests with a .343 batting average, 205 hits, 28 home runs and 105 RBI, while leading the Tigers to the AL East Division title.
- Became the 35th manager in Tigers history in October, 2002 and was the team's manager from 2003-05.
- Elected to the Hall of Fame by the Modern Baseball Era Committee in December 2017.
- On August 26, 2018, he became the eighth Tigers player to have his uniform number retired by the club (No. 3).

## STEARNES' STAR SHINES AT HALL OF FAME

Norman "Turkey" Stearnes, a standout slugger for the Detroit Stars of the Negro League, earned his spot in baseball history as he was inducted into the National Baseball Hall of Fame in 2000. Stearnes, a gifted outfielder and powerful hitter, played for the Stars from 1923-30 and in 1937, and he also played with several other Negro League teams. Legendary Negro League player Satchel Paige was quoted as saying that "Turkey Stearnes was one of the greatest hitters we ever had...he was as good as anybody who ever played baseball."

Following his successful career in baseball, Stearnes and his wife, Nettie, stayed in Detroit. Stearnes could almost always be found at Tigers home games before he passed away on September 7, 1979 at the age of 78. Nettie Stearnes and the Stearnes' family, friends and former teammates were tireless in their efforts to have Turkey's accomplishments rightfully recognized with the sport's highest honor. In 2000, Turkey Stearnes' legacy was finally given its due recognition with his induction into the Baseball Hall of Fame.



## OTHER EX-TIGERS IN THE NATIONAL BASEBALL HALL OF FAME

Player	Pos.	Year Elected	Years at Detroit	Playing Career
Sparky Anderson	Manager	2000	1979-95 (Mgr.)	1953-63
Earl Averill	CF	1975	1939-40	1929-41
Ed Barrow	Executive	1953	1903-04 (Mgr.)	—
Dan Brouthers	1B	1945	1886-88*	1879-04
Jim Bunning	RHP	1996	1955-63	1955-71
Larry Doby	OF	1998	1959	1947-59
Billy Evans	Umpire	1973	1947-51 (GM)	—
Rick Ferrell	C	1984	1950-92 (GM/Scout)	1929-47
Joe Gordon	2B	2009	1956 (Coach), 1960 (Mgr.)	1938-50
Goose Goslin	LF	1968	1934-37	1921-38
Ned Hanlon	Manager	1996	1881-88*	1880-92
Bucky Harris	Manager	1975	1929-33, 1955-56	1919-31
Whitey Herzog	Manager	2010	1963	1956-63
Waite Hoyt	RHP	1969	1930-31	1918-38
Eddie Mathews	3B	1978	1967-68	1952-68
Ivan "Pudge" Rodriguez	C	2017	2004-08	1991-2011
Al Simmons	LF	1953	1936	1924-44
Sam Thompson	RF	1974	1885-88*, 1906	1885-06

\*Detroit in National League

## TIGERS RETIRED NUMBERS

6

COBB

5

KALINE

2

GREENBERG

16

GEHRINGER

NEWHOUSE

23

HORTON

11

ANDERSON

3

TRAMMELL

47

MORRIS

42

## HARWELL ENSHRINED IN COOPERSTOWN

Ernie Harwell retired as the Tigers play-by-play radio announcer following the 2002 season, his 55th season in Major League Baseball and his 42nd calling Tigers baseball.

He received the Ford C. Frick Award in 1981, presented by the Baseball Hall of Fame for broadcasting excellence. Harwell was the fifth recipient of the honor, becoming the first active broadcaster to be inducted into the Baseball Hall of Fame in Cooperstown.

Harwell was named the play-by-play broadcaster for the Brooklyn Dodgers in 1948, his first Major League appointment. After two seasons with the Dodgers, he moved on to play-by-play work for the Giants and Orioles before coming to Detroit in 1960. He was at the microphone for Bobby Thompson's historic playoff home run in 1951, marking the first coast-to-coast telecast of a major sporting event.

He served as the Tigers radio play-by-play voice from 1960-91, before broadcasting games for Tigers television from 1993-98. Harwell returned to the radio booth for the final season at Tiger Stadium in 1999.



## NATIONAL BASEBALL HALL OF FAME AND MUSEUM

25 Main Street, Cooperstown, New York 13326

Phone: (607) 547-7200

Public Relations: (607) 547-0215

E-mail address: [info@baseballhall.org](mailto:info@baseballhall.org)

Website: [baseballhall.org](http://baseballhall.org)

Summer Hours: Memorial Day Weekend - Labor Day Weekend: 9 a.m. to 9 p.m.

Regular Hours: 9 a.m. to 5 p.m.

Holiday Closings: Thanksgiving Day, Christmas Day, and New Year's Day.

**DIRECTORY:** Jane Forbes Clark (Chairman), Tim Mead (President), Jeff Jones (Senior Vice President of Finance and Administration), Sean Gahagan (Vice President, Retail Merchandising & Licensing), Erik Strohl (Vice President, Exhibitions and Collections), Ken Meifert (Vice President, Sponsorship & Development)

**PR CONTACTS:** Jon Shestakofsky (Vice President, Communications & Education) and Craig Muder (Comm. Director)

**HALL OF FAME INDUCTION 2021:** Sunday, July 25

**Class of 2020:** Derek Jeter, Marvin Miller, Ted Simmons and Larry Walker

### TIGERS IN THE HALL OF FAME

A total of 26 former Detroit Tigers players, managers and executives have earned enshrinement into the National Baseball Hall of Fame and Museum, including 2018 electees Jack Morris and Alan Trammell. Twelve of these 24 spent the majority of their careers in a Tigers uniform including: Sparky Anderson, Jim Bunning, Ty Cobb, Sam Crawford, Charlie Gehringer, Hank Greenberg, Harry Heilmann, Al Kaline, George Kell, Hal Newhouser, Morris and Trammell. For a complete list of Detroit Tigers in the Hall of Fame, visit [www.baseballhall.org](http://www.baseballhall.org).

### NOTABLE TIGERS ARTIFACTS IN COOPERSTOWN

- The cap worn by pitcher Tyler Alexander when he tied an American League record, and set a new record for a relief pitcher, by striking out nine straight batters vs. the Reds.
- Pullover worn by former Tigers manager Jim Leyland March 22, 2017, during the World Baseball Classic finals.
- Jersey worn by Cy Young and MVP Award winner Justin Verlander during his 20<sup>th</sup> win of the season on August 27, 2011.
- Ball from Justin Verlander's second career no-hit game on May 7, 2011.
- Spikes worn by Armando Galarraga and the first base bag from his June 2, 2010 near-perfect game against the Indians.
- Helmet worn by Miguel Cabrera during the 2009 World Baseball Classic with Team Venezuela.
- Jersey worn by Curtis Granderson on Sept. 9, 2007, when he stole his 20<sup>th</sup> base of the season, making him the third player in history to hit at least 20 doubles, triples and home runs while also stealing 20 bases.
- Glove used by Placido Polanco record-setting 2007 season, in which he played 141 games at second without an error.
- Ball from Justin Verlander's no-hitter against the Milwaukee Brewers on June 12, 2007, the sixth no-hitter in Tigers' history and first at Comerica Park.
- Bat used by Magglio Ordoñez to hit the game-winning, series-clinching, walk-off home run in Game Four of the 2006 ALCS.
- Second base from Alan Trammell and Lou Whitaker's final game together at Tiger Stadium in 1999.



**Cap worn by Tyler Alexander when he struck out nine straight batters on Aug. 2, 2020.**

### A LOOK AHEAD TO 2022

Ballots for the 2022 Hall of Fame/BBWAA election will be distributed following the 2021 season with results from the voting scheduled to be announced in January 2022. A partial list of first-year candidates for election includes Prince Fielder, David Ortiz, Álex Rodríguez and Mark Teixeira. Historical information on past BBWAA elections and the election process can be accessed at [www.baseballhall.org](http://www.baseballhall.org) or by contacting the Hall of Fame Communications department.

### CONNECT TO COOPERSTOWN

- For up-to-the-minute news from Cooperstown, visit at [www.baseballhall.org](http://www.baseballhall.org). Stay up-to-date on all the activity at the Hall of Fame's official site, on Twitter [@baseballhall](https://twitter.com/baseballhall) and through social networking on Facebook, Instagram and YouTube.
- If you would like to receive interesting stories and timely news items direct from the Hall of Fame and get the inside track on the latest happenings in Cooperstown, sign up for *Inside Pitch*. There's no cost to receive our weekly electronic newsletter in your e-mail box at home or work and it's easy to enroll: Just log on to [www.baseballhall.org/media/museum-facts](http://www.baseballhall.org/media/museum-facts).
- If you have an interest in receiving *Around The Horn*, the Hall's monthly media newsletter, please send an e-mail to [info@baseballhall.org](mailto:info@baseballhall.org). Be sure to include your name, name of organization and e-mail address. Or visit [www.baseballhall.org/media-info](http://www.baseballhall.org/media-info).

### RESEARCH ASSISTANCE

The Hall of Fame is pleased to provide assistance in baseball research and members of the media are encouraged to utilize this valuable baseball resource whenever necessary by calling the Public Relations department at (607) 547-0215, or the Library Reference desk at (607) 547-0330.

# AWARD WINNERS



# TIGERS AWARD WINNERS



## BASEBALL WRITERS ASSOCIATION OF AMERICA AWARDS

<b>Chalmers Award</b> (AL MVP from 1911-14)	1945 Hal Newhouser LHP	<b>AL Cy Young Award</b>	1978 Lou Whitaker 2B
1911 Ty Cobb OF	1968 Denny McLain RHP	1968 Denny McLain* RHP	2006 Justin Verlander RHP
<b>AL Most Valuable Player</b>	1984 Willie Hernandez LHP	1969 Denny McLain# RHP	2016 Michael Fulmer RHP
1934 Mickey Cochrane C	2011 Justin Verlander RHP	1984 Willie Hernandez LHP	<b>AL Manager of the Year</b>
1935 Hank Greenberg 1B	2012 Miguel Cabrera 3B	2011 Justin Verlander* RHP	1984 Sparky Anderson
1937 Charlie Gehringer 2B	2013 Miguel Cabrera 3B	2013 Max Scherzer RHP	1987 Sparky Anderson
1940 Hank Greenberg OF		<b>AL Rookie of the Year</b>	2006 Jim Leyland
1944 Hal Newhouser LHP		1953 Harvey Kuenn SS	*Unanimous Selection; #Tied
		1976 Mark Fidrych RHP	

## THE SPORTING NEWS AWARDS

<b>ML Player of the Year</b>	2011 Justin Verlander RHP	<b>Executive of the Year</b>	1991 Mickey Tettleton C
1945 Hal Newhouser LHP	2012 Justin Verlander RHP	1940 Walter O. Briggs, Sr.	Cecil Fielder 1B
1968 Denny McLain RHP	2013 Max Scherzer RHP	1968 James A. Campbell	1992 Mickey Tettleton C
2011 Justin Verlander RHP	<b>AL Fireman of the Year</b>	2011 David Dombrowski	1999 Travis Fryman SS
2012 Miguel Cabrera 3B	1973 John Hiller LHP	<b>Silver Slugger Award</b>	1998 Damion Easley 2B
2013 Miguel Cabrera 3B	<b>AL Rookie of the Year</b>	1980 Lance Parrish C	1999 Dean Palmer 3B
<b>AL Most Valuable Player</b>	2006 Justin Verlander RHP	1982 Lance Parrish C	2004 Ivan Rodriguez C
1935 Hank Greenberg 1B	2010 Austin Jackson OF	Lou Whitaker 2B	2007 Magglio Ordoñez OF
1937 Charlie Gehringer 2B	2016 Michael Fulmer RHP	1983 Lance Parrish C	Placido Polanco 2B
1940 Hank Greenberg OF	<b>Rookie Pitcher of the Year</b>	Lou Whitaker 2B	2010 Miguel Cabrera 1B
1945 Eddie Mayo 2B	1976 Mark Fidrych RHP	Lou Whitaker 2B	2011 Alex Avila C
<b>AL Player of the Year</b>	1977 Dave Rozema RHP	1984 Lance Parrish C	2012 Miguel Cabrera 3B
1955 Al Kaline OF	1987 Mike Henneman RHP	Lou Whitaker 2B	Prince Fielder 1B
1963 Al Kaline OF	<b>AL Manager of the Year</b>	1986 Lance Parrish C	2013 Miguel Cabrera 3B
1990 Cecil Fielder 1B	2006 Jim Leyland	1987 Matt Nokes C	Torii Hunter OF
<b>AL Pitcher of the Year</b>	<b>ML Manager of the Year</b>	Lou Whitaker 2B	2014 Victor Martinez DH
1968 Denny McLain RHP	1950 Red Rolfe	Alan Trammell SS	2015 Miguel Cabrera 1B
1969 Denny McLain RHP	1968 Mayo Smith	Alan Trammell SS	J.D. Martinez OF
1981 Jack Morris RHP		1990 Cecil Fielder 1B	2016 Miguel Cabrera 1B
1984 Willie Hernandez LHP		Alan Trammell SS	

## RELIEF MAN AWARDS

<b>Rolaids AL Relief Man</b>	<b>MLB Delivery Man</b>
2000 Todd Jones RHP	2011 Jose Valverde RHP

## AMERICAN LEAGUE AWARDS

<b>Outstanding Designated Hitter</b>	<b>Reliever of the Month</b>		
1975 Willie Horton	2019 Shane Greene March/April	Chet Lemon 9/26	2010 Miguel Cabrera 4/4
1978 Rusty Staub	<b>Rookie of the Month</b>	1990 Cecil Fielder 5/7	Armando Galarraga 5/31
2014 Victor Martinez	2006 Justin Verlander May	Cecil Fielder 8/13	Miguel Cabrera 7/5
<b>Player/Pitcher of the Month</b>	2009 Rick Porcello May	1991 Tony Phillips 5/26	Justin Verlander 5/2
1974 Al Kaline September	2010 Austin Jackson April	Walt Terrell 8/25	Victor Martinez 5/9
1976 Willie Horton April	Brennan Boesch May	1992 Rob Deer 9/21	Justin Verlander 6/13
Ron LeFlore May	Brennan Boesch June	1993 Travis Fryman 4/18	Austin Jackson 8/29
Mark Fidrych June	<b>Player of the Week</b>	Cecil Fielder 6/20	Justin Verlander 9/12
1983 Lou Whitaker June	1975 Willie Horton 8/3	Dan Gladden 8/15	Miguel Cabrera 4/4
1984 Jack Morris August	1976 Willie Horton 4/25	1995 Kirk Gibson 5/28	Miguel Cabrera 9/10
Alan Trammell April	Ron LeFlore 5/9	1996 Tony Clark 9/29	Justin Verlander 9/24
Willie Hernandez June	Ben Oglivie 6/6	1997 Tony Clark 4/20	Prince Fielder 4/8
1987 Doyle Alexander September	1978 Jason Thompson 6/25	Brian Hunter 7/6	Max Scherzer 6/17
Alan Trammell September	1979 Lance Parrish 5/29	1998 Damion Easley 5/24	Miguel Cabrera 8/5
1990 Cecil Fielder August	1980 Alan Trammell 5/12	Joe Randa 9/13	Austin Jackson 8/5
1993 Bill Gullickson August	Tom Brookens 8/18	2000 Bobby Higginson 6/12	J.D. Martinez 6/22
2000 Steve Sparks August	Steve Kemp 9/14	Tony Clark 6/19	Miguel Cabrera 9/7
2004 Ivan Rodriguez June	1981 Kirk Gibson 8/24	Bobby Higginson 9/25	2015 Miguel Cabrera 4/13
2007 Magglio Ordoñez August	Kirk Gibson 9/28	2001 Bobby Higginson 7/12	J.D. Martinez 7/6
2008 Miguel Cabrera July	1982 Larry Herndon 5/17	2002 Robert Fick 6/10	2016 Victor Martinez 5/1
2009 Justin Verlander May	1983 Milt Wilcox 4/11	Randall Simon 7/22	Miguel Cabrera 5/22
2011 Justin Verlander June	Lou Whitaker 6/6	2003 Dmitri Young 5/26	Cameron Maybin 5/22
Doug Fister September	1984 Jack Morris 4/2	2004 Jason Johnson 7/5	Justin Upton 9/25
2012 Miguel Cabrera August	Lance Parrish 6/18	Bobby Higginson 8/16	Miguel Cabrera 10/2
Justin Verlander September	1985 Darrell Evans 5/13	2005 Dmitri Young 4/4	2017 J.D. Martinez 5/21
2013 Miguel Cabrera May	Kirk Gibson 6/3	2006 Chris Shelton 4/2	J.D. Martinez 7/16
Miguel Cabrera August	Darrell Evans 9/16	Justin Verlander 5/22	2018 Nicholas Castellanos 8/19
2014 Victor Martinez August	1986 Kirk Gibson 4/7	2007 Magglio Ordoñez 4/23	2020 Jeimer Candelario 9/13
Miguel Cabrera September	Kirk Gibson 6/23	Gary Sheffield 6/4	
2016 Jordan Zimmermann April	Jack Morris 7/7	Justin Verlander 6/11	
Justin Verlander July	Kirk Gibson 7/14	Carlos Guillen 6/18	
Miguel Cabrera September	John Grubb 7/21	Curtis Granderson 7/9	
	Jack Morris 9/22	Miguel Cabrera 4/14	
	1988 Pat Sheridan 6/27	Magglio Ordoñez 5/19	
		Matt Joyce 7/7	
		Miguel Cabrera 7/21	

AWARD WINNERS



# TIGERS AWARD WINNERS

## DETROIT TIGERS AWARDS

### TIGER OF THE YEAR

(Selected by the Detroit chapter of the BBWAA)

1965 Don Wert 3B	1980 Alan Trammell SS	1995 Travis Fryman 3B	2009 Justin Verlander RHP
1966 Denny McLain RHP	1981 Kirk Gibson OF	1996 Travis Fryman 3B/SS	2010 Miguel Cabrera 1B
1967 Bill Freehan C	1982 Lance Parrish 2B	1997 Tony Clark 1B	2011 Justin Verlander RHP
1968 Denny McLain RHP	1983 Lou Whitaker 2B	1998 Bobby Higginson OF	2012 Miguel Cabrera 3B
1969 Denny McLain RHP	1984 Willie Hernandez RHP	1999 Damian Easley 2B	2013 Miguel Cabrera 3B
1970 Tom Timmerman RHP	1985 Darrell Evans 1B	2000 Bobby Higginson OF	2014 Victor Martinez DH
1971 Mickey Lolich LHP	1986 Jack Morris RHP	2001 Steve Sparks RHP	2015 J.D. Martinez OF
1972 Ed Brinkman SS	1987 Alan Trammell SS	2002 Randall Simon 1B/DH	2016 Justin Verlander RHP
1973 John Hiller LHP	1988 Alan Trammell SS	2003 Dmitri Young OF/DH	2017 Justin Upton OF
1974 Al Kaline DH	1989 Lou Whitaker 2B	2004 Ivan Rodriguez C	2018 Nicholas Castellanos OF
1975 Willie Horton DH	1990 Cecil Fielder 1B	2005 Placido Polanco 2B	2019 Matthew Boyd LHP
1976 Mark Fidrych RHP	1991 Cecil Fielder 1B	2006 Carlos Guillen SS	2020 Jeimer Candelario INF
1977 Ron LeFlore OF	1992 Cecil Fielder 1B	2007 Magglio Ordoñez OF	
1978 Ron LeFlore OF	1993 Tony Phillips OF	2008 Miguel Cabrera 1B	
1979 Steve Kemp OF	1994 Kirk Gibson DH/OF		

### TIGER ROOKIE OF THE YEAR

(Selected by the Detroit Sports Media Association)

1969 Mike Kilkenny LHP	1982 Glenn Wilson OF	1995 Bobby Higginson OF	2008 Armando Galarraga RHP
1970 Elliott Maddox 3B/OF	1983 Dave Gumpert RHP	1996 Tony Clark 1B	2009 Rick Porcello RHP
1971 (No Award)	1984 Barbaro Garbey 1B	1997 Deivi Cruz SS	2010 Austin Jackson OF
1972 Chuck Seelbach RHP	1985 Nelson Simmons OF	1998 Matt Anderson RHP	2011 Al Alburquerque RHP
1973 Dick Sharon OF	1986 Eric King RHP	1999 Gabe Kapler OF	2012 Quintin Berry OF
1974 Ron LeFlore OF	1987 Matt Nokes C	2000 Jose Macias 2B/3B	2013 José Iglesias SS
1975 Vern Ruhle RHP	1988 Paul Gibson LHP	2001 Victor Santos RHP	2014 Nicholas Castellanos 3B
1976 Mark Fidrych RHP	1989 Kevin Ritz RHP	2002 Carlos Peña 1B	2015 James McCann C
1977 Dave Rozema RHP	1990 Travis Fryman SS	2003 Craig Monroe OF	2016 Michael Fulmer RHP
1978 Lou Whitaker 2B	1991 Milt Cupler OF	2004 Nook Logan OF	2017 Harold Machado INF
1979 Lynn Jones OF	1992 Scott Livingstone 3B	2005 Curtis Granderson OF	2018 Niko Goodrum INF
1980 Rick Peters OF	1993 Chris Gomez SS	2006 Justin Verlander RHP	2019 Harold Castro INF/OF
1981 (No Award)	1994 Chris Gomez SS	2007 Ryan Raburn OF	2020 Willi Castro INF

### KING TIGER

(Congeniality Award by Tigers Fan Clubs 1961-80, Currently selected by the Mayo Smith Society)

1961 Steve Boros 3B	1972 Fred Scherman LHP	Ivan Rodriguez C	2015 J.D. Martinez OF
1962 Mike Roark C	1973 John Hiller RHP	2005 Placido Polanco 2B	2016 Ian Kinsler 2B
1963 Bill Freehan C	1974 Mickey Lolich LHP	2006 Kenny Rogers LHP	Justin Verlander RHP
1964 Hank Aguirre LHP	1975 Bill Freehan C	2007 Magglio Ordoñez OF	2017 Nicholas Castellanos OF
1965 Don Wert 3B	1976 Mickey Stanley OF	2008 Miguel Cabrera 1B	2018 Nicholas Castellanos OF
1966 Dick McAuliffe 2B	1977 Mickey Stanley OF	2009 Justin Verlander RHP	2019 Niko Goodrum INF
1967 Bill Freehan C	1978 Lance Parrish C	2010 Miguel Cabrera 1B	2019 Matthew Boyd LHP
1968 Bill Freehan C	1979 Steve Kemp OF	2011 Justin Verlander RHP	
1969 Norm Cash 1B	1980 Alan Trammell SS	2012 Miguel Cabrera 3B	
1970 Al Kaline OF	1981-2003 (No Award)	2013 Max Scherzer RHP	
1971 Fred Scherman LHP	2004 Carlos Guillen SS	2014 Victor Martinez DH	

### 10TH MAN AWARD

(Selected by the Detroit Baseball Society)

2011 Don Kelly INF/OF	2013 Don Kelly INF/OF	2017 John Hicks C/1B	2019 Brandon Dixon INF
2012 Quintin Berry OF	2016 Andrew Romine INF/OF	2018 Niko Goodrum INF	

## OTHER AWARDS

### RAWLINGS GOLD GLOVE AWARDS

1957 Al Kaline 2B	1966 Bill Freehan C	1976 Aurelio Rodriguez 3B	1988 Gary Pettis OF
1958 Frank Bolling OF	Al Kaline OF	1980 Alan Trammell SS	1989 Gary Pettis OF
Al Kaline OF	1967 Bill Freehan C	1981 Alan Trammell SS	2004 Ivan Rodriguez C
1959 Al Kaline OF	Al Kaline OF	1983 Lance Parrish C	2006 Ivan Rodriguez C
1961 Al Kaline OF	1968 Bill Freehan C	Alan Trammell SS	Kenny Rogers P
Frank Lary P	Mickey Stanley OF	Lou Whitaker 2B	2007 Placido Polanco 2B
1962 Al Kaline OF	1969 Bill Freehan C	1984 Lance Parrish C	Ivan Rodriguez C
1963 Al Kaline OF	Mickey Stanley OF	Lou Whitaker 2B	2009 Placido Polanco 2B
1964 Al Kaline OF	1970 Mickey Stanley OF	Alan Trammell SS	2015 Yoenis Céspedes 2B
1965 Bill Freehan C	1972 Ed Brinkman SS	1985 Lance Parrish C	2016 Ian Kinsler LF
Al Kaline OF	1973 Mickey Stanley OF	Lou Whitaker 2B	

#### Sport Magazine World Series MVP

1968 Mickey Lolich LHP

1984 Alan Trammell SS

#### Babe Ruth Award (World Series MVP)

1968 Mickey Lolich LHP

1984 Jack Morris RHP

#### AL Championship Series MVP

1984 Kirk Gibson OF

2006 Placido Polanco 2B

2012 Delmon Young OF

#### AL Comeback Player of the Year

1965 Norm Cash 1B

1971 Norm Cash 1B

1973 John Hiller LHP

1983 Alan Trammell SS

#### Hank Aaron Award

2012 Miguel Cabrera 3B

2013 Miguel Cabrera 3B

Roberto Clemente Award

1973 Al Kaline OF

#### Cronin Trophy

1974 Al Kaline DH

#### Gehrig Trophy

1970 Al Kaline OF

#### Hutch Award

1970 Al Kaline OF

1973 John Hiller LHP

## BASEBALL AMERICA AWARDS

ML Rookie of the Year  
2006 Justin Verlander RHP

ML Manager of the Year  
2006 Jim Leyland

ML Executive of the Year  
2006 David Dombrowski



# TIGERS AWARD WINNERS



## PLAYERS CHOICE AWARDS

AL Outstanding Pitcher		Player of the Year		AL Outstanding Rookie		Marvin Miller Man of Year	
2011	Justin Verlander RHP	2011	Justin Verlander RHP	2006	Justin Verlander RHP	2009	Curtis Granderson OF
2013	Max Scherzer RHP	2012	Miguel Cabrera 3B	2010	Austin Jackson OF	2010	Brandon Inge 3B
AL Outstanding Player		2013	Miguel Cabrera 3B	2016	Michael Fulmer RHP		
2012	Miguel Cabrera 3B						
2013	Miguel Cabrera 3B						

## TIGERS TOP 10 FINISHERS IN THE MOST VALUABLE PLAYER VOTING

1932	Charlie Gehringer	t-9th	1945	Hal Newhouser	1st	1964	Bill Freehan	t-7th	1992	Cecil Fielder	9th
1933	Charlie Gehringer	6th		Eddie Mayo	2nd	1965	Willie Horton	8th	2004	Ivan Rodriguez	10th
1934	Mickey Cochrane	1st		Paul Richards	10th		Don Wert	t-10th	2006	Carlos Guillen	10th
	Charlie Gehringer	2nd	1946	Hal Newhouser	2nd	1966	Al Kaline	7th	2007	Magglio Ordoñez	2nd
	Schoolboy Rowe	4th		Hank Greenberg	8th	1967	Bill Freehan	3rd		Curtis Granderson	10th
	Hank Greenberg	6th	1947	George Kell	5th		Al Kaline	5th	2009	Miguel Cabrera	4th
	Marv Owen	9th	1948	Hal Newhouser	9th	1968	Denny McLain	1st	2010	Miguel Cabrera	2nd
1935	Hank Greenberg	1st	1949	George Kell	8th		Bill Freehan	2nd	2011	Justin Verlander	1st
	Charlie Gehringer	6th		Vic Wertz	10th		Willie Horton	4th		Miguel Cabrera	5th
	Mickey Cochrane	7th	1950	George Kell	4th		Dick McAuliffe	7th	2012	Miguel Cabrera	1st
1936	Charlie Gehringer	4th		Vic Wertz	10th	1969	Denny McLain	6th		Justin Verlander	8th
	Tommy Bridges	9th	1954	Harvey Kuenn	8th	1971	Mickey Lolich	5th		Prince Fielder	9th
1937	Charlie Gehringer	1st	1955	Al Kaline	2nd	1972	Ed Brinkman	9th	2013	Miguel Cabrera	1st
	Hank Greenberg	3rd	1956	Al Kaline	3rd		Mickey Lolich	10th	2014	Victor Martinez	2nd
1938	Hank Greenberg	3rd		Harvey Kuenn	4th	1973	John Hiller	t-4th		Miguel Cabrera	9th
	Charlie Gehringer	10th	1957	Jim Bunning	9th	1978	Rusty Staub	5th	2016	Miguel Cabrera	t-9th
1940	Hank Greenberg	1st		Al Kaline	10th	1983	Lou Whitaker	8th			
	Bobo Newsom	4th	1959	Al Kaline	6th		Lance Parrish	9th			
	Schoolboy Rowe	7th		Harvey Kuenn	8th	1984	Willie Hernandez	1st			
	Rudy York	8th	1961	Norm Cash	4th		Kirk Gibson	6th			
1943	Rudy York	3rd		Frank Lary	7th		Alan Trammell	9th			
	Dick Wakefield	6th		Rocky Colavito	8th	1987	Alan Trammell	2nd			
1944	Hal Newhouser	1st		Al Kaline	9th	1988	Alan Trammell	7th			
	Dizzy Trout	2nd	1962	Al Kaline	6th	1990	Cecil Fielder	2nd			
	Dick Wakefield	5th	1963	Al Kaline	2nd	1991	Cecil Fielder	2nd			

## TIGERS TOP 10 FINISHERS IN THE CY YOUNG AWARD VOTING

1961	Frank Lary	3rd	1979	Aurelio Lopez	t-7th	1991	Bill Gullickson	8th	2013	Max Scherzer	1st
1968	Denny McLain	1st	1981	Jack Morris	3rd	2000	Todd Jones	5th		Anibal Sanchez	4th
1969	Denny McLain	t-1st	1982	Dan Petry	9th	2006	Kenny Rogers	t-5th	2014	Max Scherzer	5th
1971	Mickey Lolich	2nd	1983	Jack Morris	3rd		Justin Verlander	7th		David Price	6th
1972	Mickey Lolich	3rd	1984	Willie Hernandez	1st	2007	Justin Verlander	t-5th	2016	Justin Verlander	2nd
1973	John Hiller	4th		Dan Petry	5th	2009	Justin Verlander	3rd		Michael Fulmer	t-10th
1974	John Hiller	4th		Jack Morris	t-7th	2011	Justin Verlander	1st			
1976	Mark Fidrych	2nd	1986	Jack Morris	5th		Jose Valverde	5th			
1977	Dave Rozema	8th	1987	Jack Morris	9th	2012	Justin Verlander	2nd			

## TIGERS TOP 10 FINISHERS IN THE ROOKIE OF THE YEAR VOTING

1949	Johnny Groth	t-4th	1978	Lou Whitaker	1st	1994	Chris Gomez	t-4th	2010	Austin Jackson	2nd
1953	Harvey Kuenn	1st		Alan Trammell	t-4th	1996	Tony Clark	3rd		Brennan Boesch	t-5th
1954	Al Kaline	3rd	1980	Ricky Peters	6th	1997	Deivi Cruz	4th	2013	José Iglesias	2nd
1961	Jake Wood	6th	1987	Matt Nokes	3rd	2004	Nate Robertson	t-8th	2014	Nicholas Castellanos	t-8th
1976	Mark Fidrych	1st		Mike Henneman	t-6th	2006	Justin Verlander	1st	2016	Michael Fulmer	1st
1977	Dave Rozema	4th	1990	Travis Fryman	6th	2008	Armando Galarraga	5th	2020	Willi Castro	t-4th
			1991	Milt Cuyler	3rd	2009	Rick Porcello	3rd			

## ROBERTO CLEMENTE AWARD

Since 1971, Major League Baseball has annually presented an award that recognizes a player who best exemplifies the game of baseball through sportsmanship, community involvement and positive contributions to his team.

In 1973, following the tragic death of Roberto Clemente, the award was named to honor the man whose spirit and goodwill will always be remembered. The 12-time All-Star and Hall of Famer was killed in a plane crash in 1972 delivering food and medical supplies to earthquake victims of Nicaragua. The award recognizes those individuals who truly understand the value of helping others.

A panel of baseball dignitaries annually selects the winner from a list of 30 candidates, one from each Major League Baseball club. These local winners are announced in September during Roberto Clemente Day. The winner of the national Roberto Clemente Award is announced during a pre-game ceremony at the World Series. Detroit's Al Kaline won the award in 1973 and other past winners include Curtis Granderson, Tony Gwynn, Willie Mays, Freddie Freeman, Yadier Molina, Cal Ripken, Jr., and Ozzie Smith

# MEDIA INFORMATION





The following guidelines will be in place as long as Major League Baseball remains under COVID-19 pandemic protocols. If changes to any of these policies are made during the 2021 season, we will communicate those changes to media in advance.

## CREDENTIALS

Due to MLB COVID-19 protocols, there is a limit on the maximum number of credentials that can be issued for each game.

- Credentials will be issued only to legitimate news-gathering agencies.
- Season credentials will be issued only to those agencies that cover the Tigers on a regular basis...these credentials will be laminated with photos and must be worn in a visible manner at all times at Comerica Park.
- Those not qualifying for season credentials can be considered for daily access.
- All requests for credentials must be made online at [credentials.mlb.com](https://www.mlb.com/credentials).
- Daily credentials must be requested at least 24 hours in advance of the game to be covered.
- Credentials will be issued to online services that meet all of the following criteria:
  - (1) Is part of a national news gathering agency.
  - (2) Reaches a broad audience.
  - (3) Produces original content.
  - (4) Has an established record of developing original content.
  - (5) Employs full-time journalists.
- The Ernie Harwell Media Center is for use by working media ONLY...credentials are not transferable.
- Credentialed media are prohibited from requesting autographs or photos with uniformed personnel on the field or in the clubhouse with any violation resulting in immediate revocation of the credential.
- Daily credentials will be available at the designated press lobby located on the corner of John R. and Montcalm street three hours before the scheduled first pitch.
- No credentials will be mailed.

## MEDIA ENTRANCE

Media may enter Comerica Park through the media entrance, located at the corner of John R. and Montcalm street, across from the D Garage. The media entrance will open four hours prior to scheduled first pitch.

## PARKING

A limited number of digital parking codes for the D Garage will be set aside for use by media on a daily basis. Please email the Tigers Communications office for more information.

- The D Garage will close two hours after the last post-game Zoom interview concludes.

## ERNIE HARWELL MEDIA CENTER

The Ernie Harwell Media Center is located on the lower suite level behind home plate. Access to press areas is by ramp or stairs (to the third-base side of home plate) only. Unless medically necessary, media should not use the elevator to access press areas.

- No photography is permitted in the media center without prior approval from the Tigers Communications Department.
- Seating charts will be posted, and some seats will be permanently reserved for the regular season. Please contact a Tigers Communications representative for assistance with seating location.
- Due to COVID-19 restrictions, printed game information will not be available in the press box. However, all game-related documents can be accessed at [mlbpressbox.com](https://www.mlbpressbox.com). Box scores, play-by-play sheets and post-game notes will be available on pressbox and emailed to credentialed media following the game.
- Per MLB regulations, the press box closes 90 minutes after the last post-game Zoom interview concludes.

## CLUBHOUSES

Entrance to both clubhouses is on the Comerica Park service level, accessible by media elevator, ramp or stairs. The Tigers clubhouse is located behind third base, while the visitor's clubhouse is behind first base.

- Due to COVID-19 protocols, the clubhouses will not be open to the media for the 2021 season.

## INTERVIEWS

- All interviews with Tigers uniformed personnel for the 2021 season will take place via Zoom video conferencing.
- Manager A.J. Hinch will conduct his pre-game media session via Zoom at a time to be announced daily. The scheduled times will be emailed to the media each day.
- The Tigers Communications Department will make every effort to have at least one position player available on Zoom each day prior to batting practice. Additionally, on some occasions, the next day's starting pitcher will be available prior to batting practice. Any specific player requests should be made at least 24 hours in advance to the Tigers Communications Department.
- Following the game, manager A.J. Hinch will be available on Zoom approximately 10 minutes after the last out is recorded. In addition to Hinch, that game's starting pitcher as well as at least one position player will be made available to the media after the game.

## PRE-GAME FIELD ACCESS

Due to COVID-19 restrictions, all non Tier 1 or Tier 2 personnel are prohibited from accessing the playing field.

## TELEVISION COVERAGE

All local television stations are prohibited from shooting and distributing footage inside Comerica Park beginning 30 minutes prior to each contest and until all broadcast television rightsholders have signed off the air.

- Footage from Comerica Park property and the concourse area are permitted as long as the playing field does not appear in any way in the shot.
- Television cameras on and around field level are limited to natural light whenever players are on the field.
- All local television stations desiring to shoot inside Comerica Park must request to do so in advance through the Tigers Communications Department.

## FIELD ACCESS/PHOTO WELLS

Due to COVID-19 restrictions, media and photographers will not be able to access the Comerica Park playing field along during the 2021 season.

- Photographers will be able to shoot from the lower seating bowl, must avoid touching surfaces with their hands and must maintain a safe, physically distanced space between them.
- Photographers may move around portions of the seating bowl during games, but must ensure that they are physically distanced and not blocking the view of fans.
- No ball — in play or dead — should be handled by anyone other than a ballboy/ballgirl.

## MEDIA HOSPITALITY

A limited selection of snacks and drinks will be available complimentary in the media dining area, in the back of the press box.

- Additionally, media will be able to purchase food and/or drinks from the Comerica Park concession stands.
- Media are also permitted to bring in their own food and (non-alcoholic) drinks, provided they are sealed and individually packaged.

## MEDIA GUIDES

Tigers media guides, along with all Major League Baseball publications and media guides of the other 29 teams are available on [mlbpressbox.com](https://www.mlbpressbox.com) to accredited media.



Las siguientes pautas estarán vigentes mientras que Major League Baseball permanezca bajo los protocolos de pandemia COVID-19. Si se realizan cambios en cualquiera de estas políticas durante la temporada 2021, notificaremos esos cambios con anticipación esos cambios a los medios.

## CREDENCIALES

Debido a los protocolos de MLB sobre el COVID-19, hay un límite en el número de credenciales que se pueden emitir por juego.

- Las credenciales se emitirán únicamente a agencias legítimas de noticias.
- Las credenciales de temporada se emitirán sólo a aquellas agencias que cubren a los Tigres de manera regular. Estas credenciales serán laminadas y con foto y deberán usarse de manera visible en todo momento en Comerica Park.
- Aquellos que no califiquen para credenciales de temporada pueden ser considerados para credenciales acceso diario.
- Todas las solicitudes de credenciales deben realizarse en línea en [credentials.mlb.com](https://credentials.mlb.com).
- Las credenciales diarias deben solicitarse al menos 24 horas antes del juego que se va a cubrir.
- Se emitirán credenciales para los servicios en línea que cumplan con todos los siguientes criterios:
  - (1) Es parte de una agencia de noticias nacional.
  - (2) Llega a una amplia audiencia.
  - (3) Produce contenido original.
  - (4) Tiene un historial establecido de desarrollo de contenido original.
  - (5) Emplea periodistas a tiempo completo.

• El Ernie Harwell Media Center es para uso de los representantes de los medios de comunicación ÚNICAMENTE. Las credenciales no son transferibles.

• Los representantes de los medios con credenciales tienen prohibido solicitar autógrafos o fotos con personal uniformado en el campo o en el clubhouse. Cualquier violación puede resultar en la revocación inmediata de la credencial.

• Las credenciales diarias estarán disponibles tres horas antes del primer lanzamiento en el vestíbulo de prensa designado, el cual está ubicado en la esquina de las calles John R. y Montcalm.

• No se enviarán credenciales por correo postal.

## ENTRADA DE PRENSA

Los representantes de los medios de comunicación pueden ingresar a Comerica Park a través de la entrada de prensa, ubicada en la esquina de John R. y Montcalm street, frente al Garage D. La entrada de medios se abrirá cuatro horas antes del primer lanzamiento.

## ESTACIONAMIENTO

Se reservará una cantidad limitada de códigos digitales de estacionamiento para el Garage D para uso diario de los medios de comunicación. Por favor, envíe un correo electrónico a la oficina de Comunicaciones de los Tigres para obtener más información.

• El Garage D cerrará dos horas después de que concluya la última entrevista de Zoom posterior al juego.

## ERNIE HARWELL MEDIA CENTER

El Ernie Harwell Media Center está ubicado en el nivel inferior de suites, detrás del home plate. El acceso a las áreas de prensa es por rampa o escaleras (al lado de la tercera base) únicamente. A menos que sea médicamente necesario, los representantes de los medios de comunicación no deben usar el ascensor para acceder a las áreas de prensa.

- No se permiten fotografías en el palco de prensa sin la aprobación previa del Departamento de Comunicaciones de los Tigres.
- Se publicarán cartillas de asientos y algunos asientos se reservarán permanentemente para la temporada regular. Comuníquese con un representante de Comunicaciones de los Tigres para obtener ayuda con la ubicación de los asientos.
- El centro de medios incluye un área designada con particiones para medios de transmisión ubicada en el lado de la primera base del centro de medios.
- Debido a las restricciones de COVID-19, la información impresa del juego no estará disponible en el palco de prensa. Se puede acceder a todos los documentos relacionados con el juego en [mlbpressbox.com](https://mlbpressbox.com). Los box scores, hojas de anotación y notas posteriores al juego estarán disponibles en [pressbox.com](https://pressbox.com) y se enviarán por correo electrónico a los medios acreditados después del juego.
- De acuerdo con las regulaciones de la MLB, el palco de prensa se cierra 90 minutos después de que concluya la última entrevista de Zoom posterior al juego.

## CLUBHOUSES

La entrada a ambos clubhouses se encuentra en el nivel de servicio de Comerica Park, accesible mediante elevador de medios, rampa o escaleras. El clubhouse de los Tigres está ubicado detrás de la tercera base, mientras que el visitante está detrás de la primera base.

• Debido a los protocolos COVID-19, los clubhouses no estarán abiertos a los medios de comunicación durante la temporada 2021.

## ENTREVISTAS

• Todas las entrevistas con el personal uniformado de los Tigres en la temporada 2021 se harán a través de videoconferencias de Zoom. El mánager, A.J. Hinch, llevará a cabo su sesión de medios previa al juego a través de Zoom a una hora que se anunciará diariamente. Los horarios programados se enviarán por correo electrónico a los medios de comunicación a diario.

• El Departamento de Comunicaciones de los Tigres hará todo lo posible para tener al menos un jugador de posición disponible en Zoom cada día antes de la práctica de bateo. Además, en algunas ocasiones, el lanzador abridor del día siguiente estará disponible antes de la práctica de bateo. Cualquier solicitud específica de un jugador debe hacerse con al menos 24 horas de anticipación al Departamento de Comunicaciones de los Tigres.

• Después del juego, el mánager A.J. Hinch estará disponible en Zoom aproximadamente 10 minutos después de que se haga el último out del juego. Además de Hinch, el lanzador abridor de ese juego, así como al menos un jugador de posición, estarán disponibles para los medios de comunicación después del juego.

## ACCESO AL TERRENO ANTES DEL JUEGO

Debido a las restricciones por el COVID-19, aquellos que no estén en Tier 1 o Tier 2 tienen prohibido el acceso al terreno de juego.

## COBERTURA DE TELEVISIÓN

Todas las estaciones locales de televisión tienen prohibido grabar y distribuir imágenes dentro de Comerica Park a partir de 30 minutos antes de cada juego y hasta que todos los titulares de los derechos de transmisión de televisión hayan salido del aire.

• Se permiten imágenes de la propiedad de Comerica Park y el área del pasillo principal siempre que el campo de juego no aparezca de ninguna manera en la toma.

• Las cámaras de televisión en y alrededor del nivel del campo están limitadas a la luz natural si hay jugadores en el campo.

• Todas las estaciones de televisión locales que deseen grabar dentro de Comerica Park deben solicitarlo con anticipación a través del Departamento de Comunicaciones de los Tigres.

## ACCESO AL TERRENO/CAJONES DE FOTÓGRAFOS

Debido a las restricciones de COVID-19, los representantes de los medios de comunicación y los fotógrafos no podrán acceder al terreno de juego de Comerica Park durante la temporada 2021.

• Los fotógrafos tienen permitido ubicarse en la parte inferior de la tribuna, deben evitar tocar las superficies con sus manos y deben mantener una distancia física segura entre sí.

• Los fotógrafos pueden moverse en áreas de la zona baja de la tribuna durante los juegos, pero deben asegurarse de mantener distanciamiento físico y no obstaculizar la visión de los fanáticos.

• Ninguna pelota, en juego o muerta, debe ser manejada por nadie que no sea un recogepelotas.

## COMEDOR DE PRENSA

Se ofrecerá una selección limitada de refrigerios y bebidas de cortesía en el comedor de medios, detrás del palco de prensa.

• Además, los representantes de los medios de comunicación podrán comprar alimentos y / o bebidas en los puestos de concesión de Comerica Park.

• Los representantes de los medios de comunicación también pueden traer su propia comida y bebidas (no alcohólicas), siempre que estén selladas y empaquetadas individualmente.

## GUÍA DE MEDIOS

Las guías de medios de los Tigres, junto con todas las publicaciones de Major League Baseball y las guías de medios de los otros 29 equipos, están disponibles en [mlbpressbox.com](https://mlbpressbox.com) para los medios acreditados.

**COMMUNICATIONS & BROADCAST STAFF**

**RON COLANGELO**  
VICE PRESIDENT, COMMUNICATIONS  
313-471-2024  
ron.colangelo@tigers.com

**CARLOS GUILLÉN ALTUVE**  
BILINGUAL COORDINATOR, MEDIA RELATIONS  
313-471-2142  
carlos.guillen@tigers.com

**CHAD CRUNK**  
DIRECTOR, COMMUNICATIONS  
313-471-2092  
chad.crunk@tigers.com

**STAN FRACKER**  
DIRECTOR, BROADCASTING &  
IN-GAME ENTERTAINMENT  
313-471-2442  
stan.fracker@tigers.com

**BEN FIDELMAN**  
MANAGER, COMMUNICATIONS  
313-471-2227  
ben.fidelman@tigers.com



@DetroitTigersPR


\*Media members are encouraged to follow the Detroit Tigers Communications staff on Twitter for statistical information and the latest team announcements.

**BASEBALL WRITERS ASSOCIATION OF AMERICA (DETROIT CHAPTER)**

**DETROIT FREE PRESS:** Mitch Albom '86, Shawn Windsor '12, Jeff Seidel '13, Evan Peltzold '21  
**DETROIT NEWS:** Lynn Henning '79, Bob Wojnowski '07, John Niyo '11, Chris McCosky '15  
**ASSOCIATED PRESS:** Larry Lage '01, Noah Trister '11  
**BBWAA:** Tom Gage '77  
**MLB.COM:** Jon Paul Morosi '06, Jason Beck '16  
**THE ATHLETIC:** Cody Stavenhagen '20  
**FOXSPORTS1:** Rob Parker '90  
**KYODO NEWS:** Kiyoko Taniguchi '16  
**MLIVE MEDIA GROUP:** Evan Woodbery '17  
**SPORTS ILLUSTRATED:** Michael Rosenberg '05  
**97.1 THE TICKET:** Pat Caputo '86, Will Burchfield '19  
**AT-LARGE:** Anthony Fenech '13

**HONORARY LIST:** Jerry Green '60, Richard Shook '68, Lawrence Paladino '69, Jim Hawkins '70, Chuck Klonke '76, Harry Atkins '77, Dean Howe '83, Steve Kornacki '84, Gene Myers '93, Jeff Peek '94, George Pohly '94, Bob Duff '00, Jeff Kuehn '07

**OFFICERS:** Tom Gage, Chairman/Treasurer; Chuck Klonke, Secretary; Jason Beck, Director



## RON COLANGELO

Ron Colangelo enters his 30th year in professional sports and 13th season with the Tigers after joining the ballclub on June 16, 2008.

- Oversees strategic communications for the club's business and baseball operations departments.
- Works directly with ownership and corporate communications team, Group President of Sports and Entertainment, Executive Vice President of Baseball Operations and General Manager and management team on messaging and positioning for the organization.
- Responsible for day-to-day media and public relations and marketing communications driving brand value for the club's marketing, digital, community and sales initiatives, and building brand

equity beyond traditional media outlets.

- Developed framework and executed plan to bring first-ever global soccer match to Comerica Park and The District Detroit, AS Roma vs. Paris Saint-Germain as part of International Champions Cup.
- Is primary spokesperson on business and public affairs and crisis communications issues.
- Identifies storylines and creates original content that drive the club's narrative across broadcast and social platforms.
- Served as the Vice President of Public Relations for the NFL's New York Jets from 2002-07 where he was the club's spokesperson and responsible for communicating the team's image in the marketplace, collaborating with social media, marketing partnerships, ticket operations, broadcasting, and community and alumni relations.
- Spent six seasons with the Florida Marlins, serving as Vice President of Communications after his promotion from Director of Baseball Information and Publicity...directed media operations for the 1997 World Series Champions.
- Worked three seasons with the NHL's Florida Panthers...joined the club prior to their inaugural 1993 season as a media relations associate and developed programs and initiatives to introduce hockey to Southeast Florida.
- Began his career in Minor League baseball with the West Palm Beach Expos where he served as radio play-by-play announcer, while also overseeing media relations and sales from 1990-93.
- Earned a bachelor's degree in communications from William Paterson University...also attended Arizona State University.
- Has run eight marathons, including Boston, Chicago, Los Angeles, Miami, New York City and San Diego.
- He and wife, Sandra, have a daughter, Catalina, a son, Nicolas, and he has a son, Ryan. They have two rescue dogs, Gigi and Pablo.




## CHAD CRUNK

Chad Crunk enters his eighth season in the Tigers organization and his fourth as the team's Director, Communications after being named to the position in October, 2017. He joined the club in January, 2014 and served four years as the team's Manager of Media Relations. In his role, he supervises all day-to-day efforts of baseball-related media relations, including the coordination of interviews with Tigers baseball executives, the manager, players and coaches, the production of game notes, all player-related announcements and the media guide and season review publications. Additionally, he assists with the Tigers Magazine and Yearbook and updates the department's official Twitter account (@DetroitTigersPR).

Chad joined the Tigers after spending three years as an assistant communications director at the University of Arkansas, where he served as the primary media contact for the Razorbacks' baseball team and was the No. 3 media contact for the Arkansas football program. He handled media publicity for the 2012 Razorback baseball team, which advanced to the College World Series and finished the season with a No. 3 national ranking. Additionally, he worked in the athletic department at Wake Forest University and Vanderbilt University. The University of Kentucky alum graduated summa cum laude in December, 2006 with a BS in journalism.

A native of Hopkinsville, KY, Chad currently resides in Detroit.




## BEN FIDELMAN

Ben Fidelman enters his fifth season with the Tigers, and second as the club's Manager of Communications. His responsibilities include both baseball and business communications, playing a significant role in the club's player relations, baseball information and brand/reputation management processes at both the day-to-day and advanced planning levels. Additionally, he travels with the team during spring training, the regular season and for post season games.

Ben serves as one of the Tigers lead researchers and authors for baseball information (game notes, media guide, and historic milestones and club records), with the goal of identifying storylines on the field, in the clubhouse and in the front office to earn impactful coverage of the club on owned and earned media channels. Fidelman also plays a key role in the club's player relations, engaging with the organization's players at all levels to help grow their brands through public and private communications platforms. Since joining the club in 2017, he has been the main point of contact for the club's player development system, which has ascended in organizational farm system rankings from near last in the league to No. 2 entering the 2021 season (per MLB Pipeline).

He's also an integral part of the club's strategic and business communications, working in tandem with the Vice President of Communications across all verticals of the front office to conceptualize and execute public relations campaigns to protect and grow the brand of the Detroit Tigers.

Prior to joining the Tigers, he was an intern with Major League Baseball at the Office of the Commissioner and Major League Baseball Advanced Media. Fidelman, 26, graduated from the University of Michigan in 2017 with a B.A. in Sport Management, and is a native of St. Joseph, MI.



## CARLOS GUILLÉN ALTUVE

Carlos Guillén Altuve enters his third season as the club's Bilingual Media Relations Coordinator, after being named to the position in February 2019. He assists with the day-to-day efforts of the department, including production of game notes, statistical research and player relations. He also serves as the team's Interpreter, helping Latin players to address local, national and international media. He also serves as the liaison between Spanish-speaking uniformed personnel and the front office.

Carlos joined the Tigers after spending one season as Assistant in the Media Relations Department with the New York Mets. Previously he worked as a host on ESPN Deportes Miami and as correspondent for international news outlets such as CNN, RCN, and NTN24. Carlos spent ten seasons as Media Relations Coordinator with Leones del Caracas. He graduated from University Santa María in the summer of 2004, with a B.S. in Journalism. Born and raised in Caracas, Venezuela, he currently resides in Detroit. He and his wife, María Carolina, have a daughter, Alejandra.



## STAN FRACKER

Stan Fracker will begin his eighth full season with the Tigers as Director, Broadcasting and In-Game Entertainment after joining the organization during the 2013 postseason. He serves as the direct contact and liaison for the Tigers broadcast partners and national rights holders throughout the year, overseeing all aspects of Detroit Tigers radio and TV game broadcasts, including national and international broadcasts from Comerica Park. He is also responsible for in-game entertainment, including all video production for Comerica Park's industry-leading scoreboard, as well as ancillary LED and ribbon boards. Stan serves as the executive producer for team video content on YouTube and Tigers TV, a channel of programming available on tigers.com offering highlight videos, interviews and inside-access features, while also overseeing internal video production, including marketing and presentation videos.

In 2019, the Tigers video production team received the franchise's first ever Emmy Award for the production of "Call to the Hall", a documentary-style show profiling the Hall of Fame careers of Alan Trammell and Jack Morris. In recent years, Tigers in-game entertainment has received 4 IDEA Golden Matrix Award nominations, winning a GMA in 2018 for Best Open Video.

Prior to joining the Tigers, Stan was the Executive Producer for the Detroit Pistons, overseeing video production for broadcast, internet and advertising. In 16 seasons, he won 20 Emmy Awards for live sports producing, sports editing, commercial production and long-format show production. Additionally, he earned national recognition with two IDEA Golden Matrix Awards for video board production. He launched his professional career as the weekend news anchor at WBKB-TV in Alpena, MI. The Western Michigan University alum graduated in 1996 with a B.S. in broadcast/cable production.

He and his wife, Julie, reside in Oxford, MI, with their two boys, Ben and Charlie.



# TIGERS ON RADIO AND TELEVISION

## TIGERS RADIO

Years	Broadcasters	Local Station(s)
1927-1942*	Ty Tyson	WWJ-AM
1934-42*	Harry Heilmann	WXYZ-AM
1943-48	Harry Heilmann	WXYZ-AM
1949	Harry Heilmann and Van Patrick	WXYZ-AM
1950	Harry Heilmann	WXYZ-AM/WJBK-AM
1951	Ty Tyson and Paul Williams	WXYZ-AM/WJBK-AM
1952	Van Patrick	WKMH-AM/WJBK-AM
1953#	Van Patrick and Dizzy Trout	WKMH-AM/WJBK-AM
1954-55#	Van Patrick and Dizzy Trout	WKMH-AM
1956-58#	Van Patrick and Mel Ott	WKMH-AM
1959#	Van Patrick and George Kell	WKMH-AM
1960-63	George Kell and Ernie Harwell+	WKMH-AM/WJR-AM/WWJ-AM
1964	Ernie Harwell and Bob Scheffing+	WJR-AM
1965-66	Ernie Harwell and Gene Osborne	WJR-AM
1967-72	Ernie Harwell and Ray Lane	WJR-AM
1973-91	Ernie Harwell and Paul Carey	WJR-AM
1992	Rick Rizzos and Bob Rathbun	WJR-AM
1993	Ernie Harwell, Rick Rizzos and Bob Rathbun	WJR-AM
1994	Rick Rizzos and Bob Rathbun	WJR-AM
1995-98	Frank Beckmann and Lary Sorensen	WJR-AM
1998	Frank Beckmann and Jim Price	WJR-AM
1999	Ernie Harwell and Jim Price	WJR-AM
2000	Ernie Harwell, Jim Price and Dan Dickerson	WJR-AM
2001-02	Ernie Harwell, Jim Price and Dan Dickerson	WXYT-AM
2003-2006	Jim Price and Dan Dickerson	WXYT-AM
2007-	Jim Price and Dan Dickerson	WXYT-AM/FM^

## TIGERS OVER-THE-AIR TELEVISION

Years	Broadcasters	Local Station(s)
1947-52	Ty Tyson, Harry Heilmann and Paul Williams	WWDT-TV (renamed WWJ)
1953-55	Van Patrick and Dizzy Trout#	WJBK-TV
1956-58	Van Patrick and Mel Ott#	WJBK-TV
1959	Van Patrick and George Kell#	WJBK-TV
1960-63	George Kell and Ernie Harwell+	WJBK-TV
1964	Ernie Harwell and Bob Scheffing+	WJBK-TV
1965-66	George Kell and Ray Lane	WJBK-TV
1967-74	George Kell and Larry Osterman	WJBK-TV
1975	George Kell, Larry Osterman and Don Kremer	WWJ-TV
1976	George Kell, Larry Osterman, Don Kremer and Al Kaline	WWJ-TV
1977	George Kell, Larry Osterman, Al Kaline and Joe Pellegrino	WWJ-TV
1978	George Kell, Al Kaline, Joe Pellegrino and Mike Barry	WWJ-TV
1979	George Kell, Al Kaline and Mike Barry	WDIV-TV
1980-94	George Kell and Al Kaline	WDIV-TV
1995-96	George Kell, Al Kaline and Jim Price	WKBD-TV
1997	Ernie Harwell, Al Kaline and Jim Price	WKBD-TV
1998	Ernie Harwell and Al Kaline	WKBD-TV
1999-2001	Frank Beckmann and Al Kaline	WKBD-TV
2002	Frank Beckmann and Lance Parrish	WKBD-TV
2003	Frank Beckmann and Jack Morris	WKBD-TV
2004	Frank Beckmann and Dan Petry	WKBD-TV
2006	Mario Impemba and Rod Allen	WMYD-TV
2007	Mario Impemba and Rod Allen	WJBK-TV

## TIGERS CABLE TELEVISION

Years	Broadcasters	Cable Station
1981-83	Larry Adderly, Hank Aguirre and Norm Cash	ON-TV
1984	Larry Osterman and Bill Freehan	PASS
1985	Larry Osterman, Bill Freehan and Jim Northrup	PASS
1986-92	Larry Osterman and Jim Northrup	PASS
1993	Jim Northrup and Jim Price	PASS
1994	Ernie Harwell, Jim Northrup and Jim Price	PASS
1995-97	Ernie Harwell, Fred McLeod and Jim Price	PASS
1998-2001	Josh Lewin and Kirk Gibson	FOX Sports Detroit
2002	Mario Impemba and Kirk Gibson	FOX Sports Detroit
2003-14	Mario Impemba and Rod Allen	FOX Sports Detroit
2015	Mario Impemba, Rod Allen, Kirk Gibson and Jack Morris	FOX Sports Detroit
2016-2018	Mario Impemba, Rod Allen and Kirk Gibson	FOX Sports Detroit
2019-	Matt Shepard, Kirk Gibson and Jack Morris	FOX Sports Detroit

\*Home games only; no Sunday games (1930-32), no Saturday or Sunday games (1933)

#Simulcast on radio and television

+Split time between radio and television

%All games on WKMH; day games on WWJ, night games on WJR

^Simulcast on both WXYT-AM and WXYT-FM





## DAN DICKERSON

Veteran Michigan sports announcer Dan Dickerson returns for his 22nd season in the booth and his 19th season as the lead play-by-play voice of the Tigers. Dan made his Tigers debut in 2000, working alongside Hall of Fame broadcaster, Ernie Harwell.

- Dickerson does play-by-play for FOX Sports Detroit in the offseason, covering the MHSAA High School Football Championships and Big Ten Hockey.
- Dan also teaches a short course on play-by-play at Michigan State University each winter. Dan's wife, Lori Anne, is a Journalism Professor at MSU.
- Dan is co-host, along with Pat Caputo, of "Tiger Talk," a weekly offseason talk show on WXYT that focuses on Tigers news and baseball hot stove topics.
- Dickerson previously worked five years with former Tigers flagship radio station WJR, where he did a little bit of everything: play-by-play for University of Michigan football and basketball, sideline reporter for UM football, sports reporter, and co-host of "Sportswrap," with the talented Steve Courtney.

- Spent six-and-a-half years with Detroit's WWJ-AM from 1988-95, hosting a post-game call-in show following Detroit Lions broadcasts and serving as a sideline reporter for University of Michigan football...also anchored WWJ's news and sports on the weekends and served as a general assignment news reporter.
- Dan began his sports broadcasting career at WCUZ Radio in Grand Rapids, MI, working at the station from 1982-88 in both news and sports.
- Started in radio in 1980 with WMAX radio in Grand Rapids, covering general assignment news and anchoring afternoon newscasts.
- Named the 2016 Ernie Harwell Lifetime Achievement Award winner by Detroit Sports Media.
- Won the 2008 Ty Tyson Excellence in Sports Broadcasting Award, named after the Tigers pioneer broadcaster, Ty Tyson, and is awarded annually by Detroit Sports Media.
- Named Michigan Sportscaster of the Year in 2005, 2006 and 2014 by the National Sportscasters and Sportswriters Association.
- Earned his Bachelor of Arts degree from Ohio Wesleyan University in 1980.
- Resides in Clarkston, MI with wife, Lori Anne, and children, Rachel and Justin.
- Dickerson is available on Twitter @Dan\_Dickerson.



## JIM PRICE

A member of the Tigers 1968 World Series Championship Team, Jim Price begins his 29th season overall on Tigers broadcasts and his 23rd full season on the Tigers Radio Network.

- Originally joined Frank Beckmann on the Tigers radio broadcasts in June, 1998...had spent the first part of that season as a feature reporter on FOX Sports Net's pre-game and "Tigers Weekly" programs.
- Began his Tigers broadcasting career on PASS cable telecasts in 1993, serving as play-by-play announcer...broadcast Tigers games on cable for five seasons.
- Was also the third man in the booth during the Tigers over-the-air broadcasts on WKBD-TV from 1995-97...filled in for a handful of games as play-by-play announcer in 1997.
- Other broadcast credits include work as play-by-play man on Chicago White Sox cable telecasts, color commentary for ESPN college baseball and anchoring weekend sports on Detroit's WJTB-TV.
- Assisted in the Tigers front office efforts, focusing on baseball participation camps...joined the organization in 1992 as the Director of Community Relations.

- Played five Major League seasons, all with the Tigers...played 64 games, 42 of them at catcher, for the 1968 team that defeated St. Louis in the Fall Classic.
- Had his contract purchased by the Tigers in April of 1967 after seven Minor League seasons with the Pirates.
- Named Minor League Player of the Year in 1963 while with the Pittsburgh Pirates organization.
- A native of Harrisburg, PA, he was a three-sport star at Hershey (PA) High School...refused a number of college football scholarship offers to sign with the Pittsburgh Pirates in 1960.
- Inducted into the Kinston (NC) Baseball Hall of Fame in 1995, the Hershey High School Hall of Fame in 2006 and the Central Pennsylvania Hall of Fame in 2008.
- He and his wife, Lisa, founded a not-for-profit foundation called JACK'S PLACE For Autism in October of 2002 to benefit children with autism...the foundation, named after their son who was diagnosed with autism, works to provide services for individuals and families affected by the neurological disorder.
- Because of the tremendous community and corporate support, the foundation's five-year plan was reached in a little over a year...JACK'S PLACE For Autism partnered with Oakland University in Rochester, MI from 2004-08... JACK'S PLACE began to deliver programming and services to individuals and families living with Autism Spectrum Disorder, including soccer, basketball, swimming, baseball, arts and theater...programs also included family counseling, sibling groups, social skills groups, seminars and training sessions for parents, caregivers, physicians, teachers and counselors...To date over 11,000 children and adults throughout the State of Michigan have participated in JACK'S PLACE programs now delivered from Southfield, MI, and with many partners including The YMCA, Indian Trails Camp, Easter Seals and Center for Exceptional Families, ARC of Macomb to name just a few. JACK'S PLACE continues to develop a facility that will house "Quality of Life" programming and a long-term living environment, the first of its kind in the country...the Detroit Tigers in partnership with JACK'S PLACE host one of the longest running Autism Awareness Days in MLB. The Prices have also been honored to be the recipients of the Alvin Foon Humanitarian Award presented by the Michigan Jewish Sports Foundation and Spirit of St. Nicholas Award presented by the St. Nicholas Institute.



## MATT SHEPARD

A Michigan native who has served as a play-by-play announcer, host and reporter, covering professional and college teams for Bally Sports Detroit.

- Shepard is starting his third season as the Tigers play-by-play announcer. He served as the play-by-play announcer in 25 Tigers games in the 2018 season.
- He has called games for the Detroit Pistons, Detroit Red Wings, NFL Europe Arena Football League, CCHA Hockey, "Cold War" and "Big Chill" Outdoor games, MHSAA Football and Basketball Championships on Bally Sports Detroit.
- Hosted Detroit Lions Game Plan along with Detroit Tigers, Red Wings and Pistons pre and postgame shows on Bally Sports Detroit.
- Reporter during game coverage of the Detroit Tigers, Red Wings and Pistons on Bally Sports Detroit. Also provided reports for Wingspan, Tigers Weekly and Football Week in Michigan coverage.
- Shepard has called preseason play-by-play for Detroit Lions games on FOX, CBS TV and ABC since 2008.

- A multi-Emmy nominee for various individual topics and programs.
- Called the action for Big Ten baseball, football and hockey across the Big Ten for the Big Ten Network (2007-2017) and CBS College Sports Network (2009-2011).
- Recognized as the play-by-play voice for the University of Michigan basketball from 2003 - 2019 and Eastern Michigan University football games since 2000.
- In 2017, he served as a Morning Drive radio show host on Michigan Media Network, reaching eight different markets and 17 cities.
- From 2001-2017, Shepard hosted a Morning Drive Show on WDFN Radio.
- Handled play-by-play duties for Palace Sports & Entertainment for the WNBA Detroit Shock and IHL Detroit Vipers (1999-2002).
- Play-by-Play announcer and reporter for WWJ Radio for Detroit Pistons and University of Michigan basketball
- Named NSBA Michigan Sportscaster of the Year in back-to-back years (2015, 2016).
- Honored with the prestigious Ty Tyson Award for Excellence in Sports Broadcasting presented by Detroit Sports Media in 2018.
- Earned a bachelor's degree in Broadcasting with a minor in Journalism from Central Michigan University.
- Born in Farmington Hills, he graduated from North Farmington High School in 1983 where he played football and baseball.
- Shepard and his wife, Lisa, have four children – Chad, Sean, Scott and Rachel.
- Shepard is available on Twitter @ShepMatt.



## KIRK GIBSON

Former Tigers right fielder Kirk Gibson returns to television for his 11th season to serve as an analyst for Bally Sports Detroit's coverage of the Tigers. Previously, he served as a color analyst on FSN Detroit from 1998-2002.

- Was originally drafted in the first round (12th overall) of the 1978 draft by the Tigers...also selected in the seventh round of the NFL draft by the St. Louis Cardinals.
- Played 17 seasons in the Major Leagues with the Tigers (1979-87, 1993-95), Los Angeles Dodgers (1988-90), Kansas City Royals (1991) and Pittsburgh Pirates (1992)...batted .268 (1553x5798) with 260 doubles, 255 home runs and 870 RBI in 1,635 games during his Major League career.
- Was a member of the Tigers 1984 World Championship team and was named the ALCS MVP, hitting .417 with one home run and two RBI...also was a member of the Los Angeles Dodgers 1988 World Championship Team.

- Began his coaching career as a bench coach for the Tigers from 2003-2005 under manager Alan Trammell.
- Served as the Diamondbacks bench coach from 2007 until assuming the interim manager title on July 1, 2010.
- Gibson managed the Arizona Diamondbacks for five seasons (2010-14)...he was named the BBWAA National League Manager of the Year in 2011 after leading Arizona to a National League Western Division title.
- Inducted into the College Football Hall of Fame on December 5, 2017.
- Kirk and his wife, JoAnn, have four children, Colleen, Kirk, Kevin, and Cameron ...Cameron was drafted by the Tigers in the fifth round of the 2015 MLB First-Year Player Draft and signed.
- Over five seasons in the Tigers Minor Leagues, Cameron has hit .241 with 42 home runs and 217 RBI in 495 games...he played the 2019 season with Erie SeaWolves.
- Kirk started the Kirk Gibson Foundation in 1996 by awarding partial scholarships to men and women at Clarkston and Waterford Kettering High Schools in honor and memory of his parents. He has now repositioned the Kirk Gibson Foundation to promote cooperation, collaboration and teamwork in finding a cure for Parkinson's disease. More information can be found at [www.kirkgibsonfoundation.org](http://www.kirkgibsonfoundation.org) or on Twitter @23KGibby.



## JACK MORRIS

Former Tigers starting pitcher Jack Morris returns for his fourth year as an analyst for Bally Sports Detroit.

- Served as a broadcaster with the Minnesota Twins from 2014-20 and was the Twins radio analyst from 2005-11.
- Previously served as an analyst for MLB.com and MLB Network.
- Spent one year with the Toronto Blue Jays as a color analyst for their radio broadcasts in 2013.
- Played 18 seasons in the major leagues with four separate teams including the Tigers (1977-90), Minnesota Twins (1991), Toronto Blue Jays (1992-93) and the Cleveland Indians (1994).
- Was a member of the Tigers 1984 World Championship team and went on to win three more World Series Championships.
- Finished his career with a 254-186 record, 3.90 ERA with 1390 walks and 2478 strikeouts over 549 career games (527 starts).
- The five-time All Star (1981, 1984, 1985, 1987 and 1991) won 10-or-more games 14 times during his career and threw 10-or-more complete games in a season 11 times over his 18 years in the majors.
- Was named the MVP of the 1991 World Series after going 2-0 with a 1.17 ERA over three starts against the Atlanta Braves, including a 10-inning complete game victory to win Game Seven for the Twins.
- Originally drafted by the Tigers in the fifth round of the 1976 draft.
- Inducted into the Baseball Hall of Fame in 2018.
- Jack and his wife, Jennifer, have a son, Miles, and reside in Grant, MN. Morris also has two grown children, Austin and Erik.



## JOHN KEATING

Entering his 24th season as the entertaining and informative scene-setter for Bally Sports Detroit's coverage of Tigers baseball is the award-winning John Keating, host of the Tigers Live pre and postgame shows.

- Keating provided on-location reports and interviews throughout the network's post-game coverage during the Tigers playoff runs in 2006, 2011, 2012, 2013 and 2014, including being on the scene for the 2014 division-clinching game in Detroit.
- Also hosts Red Wings Live, as well as Red Wings and Tigers specials...an original member of the Bally Sports Detroit team, Keating was the first person to appear on the network when it launched on September 17, 1997 for a Red Wings broadcast.
- Has earned nine Michigan Emmy awards with Bally Sports Detroit, including five for work on Tigers programming - 2016 as Best Sports Anchor; 2011 as host of the Behind the Scenes telecast, 2003 as host/producer of Tigers Weekly, 2001 for his work on Tigers Weekly, 2000 for on-air host for Bally Sports Detroit's Tigers and Red Wings coverage.
- Has filled in on occasion as play-by-play announcer on Tigers telecasts...also has done play-by-play for coverage of MHSAA football and basketball championship games.
- Emerged on the Detroit television scene in 1996-97 as host of Game Night on PASS, the region's former all-sports network.
- Arrived in the Motor City from Denver, where he spent 11 years (1985-96), concluding as studio host of the Denver Nuggets and Colorado Avalanche radio networks.
- First employed in the Mile High City as a weekend sports anchor/reporter with KMGH-TV...ended his stint at KMGH as Sports Director from 1990-94.
- Honored with three local Emmy Awards for his work at KMGH -- twice as Host, Best Sports Special (1991 and 1992) and once for Best Sports Reporting (1988)...also received UPI's National Award for Best Sports Reporting (1988) and was voted "Best Sports Anchor" in Denver for 1993 by Westword Magazine.
- First full-time position in the industry was at WZZR-FM in Grand Rapids as news director...later worked at WZZM-TV as weekend anchor.
- Earned a bachelor's degree in Arts & Media from Grand Valley State University.
- A native of Madison Heights, Keating resides in Canton with wife, Linda...they have three children -- Patrick, Lauren and Katie.
- Keating is available on Twitter @JohnKeatingFSD.




## CRAIG MONROE

Former Tigers outfielder Craig Monroe returns for his 10th season as a studio analyst for the Detroit Tigers on Bally Sports Detroit. He also occasionally serves as an analyst on game broadcasts.

- Monroe played nine seasons in the majors with the Texas Rangers (2001), Detroit Tigers (2002-07), Chicago Cubs (2007), Minnesota Twins (2008) and Pittsburgh Pirates (2009). He was originally drafted in the eighth round of the 1995 MLB First-Year Player Draft by the Rangers.
- The Texarkana, TX, native joined the Detroit Tigers organization on February 1, 2002, when he was selected off waivers from the Rangers. He played his first full season in 2003, hitting 23 home runs.
- On July 19, 2006, Monroe hit a grand slam home run off Javier Vazquez of the Chicago White Sox that was decisive in the Tigers' 5-2 win. A career .252 hitter, he recorded career highs with 28 homers and 92 RBI with Detroit in 2006. He also hit five home runs in the 2006 postseason, which culminated in a World Series appearance. Monroe tied the Tigers' career postseason record of five set by Hall of Famer Hank Greenberg.

- Craig and his wife, Kasey, have three children, Morgan, Cannon and Collin.
- Monroe is available on Twitter @CMo\_27.



## DAN PETRY

Former Tigers pitcher Dan Petry returns for his third season as a studio analyst for Tigers coverage on Bally Sports Detroit.

- Petry helped the Tigers win the 1984 World Series, the 1987 American Eastern Division and the Braves win the 1991 National League Pennant.
- An American League All-Star in 1985, he played for the Detroit Tigers (1979-87 and 1990-91), California Angels (1988-89), Atlanta Braves (1991) and Boston Red Sox (1991).
- He was the last Tigers pitcher to win games for the Tigers in three decades (70's, 80's and 90's).
- In 13 years, he had a 125-104 record (.546), 370 appearances, 300 games started, 52 complete games, 11 shutouts, one save, 2,080 1/3 innings pitched, 1,984 hits allowed, 1,025 runs allowed, 912 earned runs allowed, 218 home runs allowed, 852 walks allowed, 1,063 strikeouts, 47 hit batsmen, 77 wild pitches, seven balks and a 3.95 ERA.
- He finished fifth in Cy Young voting in 1984.

- He also worked as a Tigers TV analyst when the games were split between networks and served as a substitute color analyst for the Detroit Tigers Radio Network in 2012 and 2019.
- Petry worked the pre and postgame shows with Dan Miller of FOX 2 every Opening Day from 2007-2018 with the exception of 2014 and has worked pre and postgame when the Tigers have been in the playoffs since 2006.
- Dan has served as an assistant baseball coach at Orchard Lake St. Mary's since 2011. His son Matt is the head coach and they are entering their 10th season at the school. They won the Division II State Championship in 2015 and 2019.
- Orchard Lake St. Mary's High School named a field after him "Dan Petry Field" in a ceremony on Oct. 21, 2018.
- Previously, he spent time coaching baseball at Farmington Hills Harrison and Brother Rice High Schools.
- Dan and his wife, Chris, have two sons, Matt and Jeff, who is currently a defenseman for the NHL's Montreal Canadiens, and three grandsons: Boyd, Barrett and Bowen.

---

# IN MEMORIAM

---



**JAMIE SAMUELSEN**

1971-2020

*97.1 The Ticket host and beloved  
Detroit sports personality*



**DAN MAROWSKI**

1955-2020

*Detroit Tigers' longtime  
official scorer*

# PLAYER DEVELOPMENT & SCOUTING





2021 FULL SEASON AFFILIATES



**TOLEDO MUD HENS**

*Triple A East*

406 Washington Street  
Toledo, OH 43604  
(419) 725-4367  
(419) 725-4368 (FAX)

Manager ..... Tom Prince  
Pitching Coach ..... Doug Bochtler  
Hitting Coach ..... Mike Hessman  
Developmental Coach ..... C.J. Wamsley  
Athletic Trainer ..... Jason Schwartzman  
Strength and Conditioning Coach ..... Dan Morrison  
Baseball Information Assistant ..... Correy Ericksen



**ERIE SEAWOLVES**

*Double A Northeast*

831 French St.  
Erie, PA 16501  
(814) 456-1300  
(814) 456-7520 (FAX)

Manager ..... Arnie Beyeler  
Pitching Coach ..... Mark Johnson  
Hitting Coach ..... Adam Melhuse  
Developmental Coach ..... Tony Smith  
Athletic Trainer ..... Chris Vick  
Strength and Conditioning Coach ..... Phil Hartt  
Baseball Information Assistant ..... Zach Monash



**WEST MICHIGAN WHITECAPS (A)**

*High A Central*

4500 West River Drive  
Comstock Park, MI 49321  
(616) 784-4131  
(616) 784-4911 (FAX)

Manager ..... Brayán Peña  
Pitching Coach ..... Willie Blair  
Hitting Coach ..... Bill Springman  
Developmental Coach ..... Kevin Guthrie  
Athletic Trainer ..... Cody Derby  
Strength and Conditioning Coach ..... Ryan Maedel  
Baseball Information Assistant ..... Miles Semetis



**LAKELAND FLYING TIGERS (A)**

*Low A East*

2301 Lakeland Hills Blvd.  
Lakeland, FL 33805  
(863) 686-8075  
(863) 688-9589 (FAX)

Manager ..... Andrew Graham  
Pitching Coach ..... Carlos Bohorquez  
Hitting Coach ..... John Murrian  
Developmental Coach ..... Ollie Kadey  
Athletic Trainer ..... Sean McFarland  
Strength and Conditioning Coach ..... Dax Fiore  
Baseball Information Assistant ..... Quinn Smith



2021 COMPLEX AND ROOKIE AFFILIATES



**COMPLEX LEAGUE TIGERS - WEST**

*Complex League - Rookie*  
2301 Lakeland Hills Blvd.  
Lakeland, FL 33805  
(863) 686-8075  
(863) 688-9589 (FAX)

Manager .....Ryan Minor  
Pitching Coach.....Mike Alvarez  
Hitting Coach ..... Tim Garland  
Athletic Trainer.....Erick Flores  
Strength and Conditioning Coach .....Andres Tarazona



**COMPLEX LEAGUE TIGERS - EAST (Rookie)**

*Complex League - Rookie*

Manager ..... Gary Cathcart  
Pitching Coach.....Santiago Garrido  
Hitting Coach ..... Rafael Gil  
Athletic Trainer..... Juan Peña  
Strength and Conditioning Coach ..... Andres Rodriguez



**DOMINICAN SUMMER LEAGUE TIGERS1**

*Dominican Summer League - Rookie*

Manager ..... Ramon Zapata  
Pitching Coach..... Willians Moreno  
Hitting Coach ..... Jose Ovalles  
Outfield Instructor..... Sandy Acevedo  
Infield & Baserunning Coach ..... Ivan Contreras  
Athletic Trainer..... Gabe Garcia  
Strength and Conditioning Coach ..... Franklin Galvez



**DOMINICAN SUMMER LEAGUE TIGERS2**

*Dominican Summer League - Rookie*

Manager ..... Marcos Yepaz  
Pitching Coach..... Luis Marte  
Hitting Coach ..... Luis Mateo  
Infield & Baserunning Coach ..... Carmelo Jaime  
Athletic Trainer..... Allan Chase  
Strength and Conditioning Coach ..... Luis Rodriguez  
Strength and Conditioning Coach .....Rafael Suero







# PLAYER DEVELOPMENT AWARDS

## JIM CAMPBELL AWARD (MOST IMPROVED)

Year	Player	Year	Player	Year	Player
1996	Eric Dinyar	2004	Kelly Hunt	2012	Eugenio Suarez
1997	Jayson Bass	2005	Brent Clevlen	2013	Guido Knudson
1998	Matt Miller	2006	Chris Maples	2014	Dixon Machado
1999	Max St. Pierre	2007	Deik Scram	2015	Montreal Robertson
2000	Dayle Campbell	2008	Casper Wells	2016	Grayson Greiner
2001	Omar Infante	2009	Brennan Boesch	2017	Zac Reininger
2002	Michael Rivera	2010	Charlie Furbush	2018	Josh Lester
2003	Alex Trezza	2011	Duane Below	2019	Garrett Hill

## SCOUT OF THE YEAR

Year	Scout	Position	Year	Scout	Position
1996	John Mirabelli	Regional Scouting Supervisor	2008	Mike Hankins	Midwest Regional Crosschecker
1997	Ramon Peña	Latin American Coordinator	2009	Marty Miller	Area Scout
1998	Jack Hays	Area Scout	2010	Bill Buck	Area Scout
1999	Dennis Lieberthal	Area Scout	2011	Jim Rough	Area Scout
2000	Lou Laslo	Area Scout	2012	Ray Crone	National Crosschecker
2001	Steve Nichols	Area Scout	2013	Rolando Casanova	Area Scout
2002	Jerome Cochran	Area Scout	2014	Scott Cerny	Area Scout
2003	Rob Guzick	National Crosschecker	2015	James Orr	East Regional Crosschecker
2004	Steve Taylor	Area Scout	2016	Harold Zonder	Area Scout
2005	Tim Grieve	Area Scout	2017	Bryson Barber	Area Scout
2006	Tim McWilliam	Area Scout	2018	Jim Bretz	Area Scout
2007	Tom Osowski	Area Scout	2019	Justin Henry	Central Regional Crosschecker

## DWIGHT LOWRY AWARD (PLAYER DEVELOPMENT PERSON OF THE YEAR)

Year	Name	Position	Year	Name	Position
1996	Dwight Lowry	Fayetteville Manager	2008	Glenn Adams	Erie Hitting Coach
1997	Mark Meleski	Lakeland Manager	2009	Joe DePastino	West Michigan Manager
1998	Bruce Fields	West Michigan Manager	2010	Gene Roof	Outfield/Baserunning Coordinator
1999	Glenn Ezell	Catching Coordinator	2011	Larry Herndon	Lakeland Hitting Coach
2000	Kevin Bradshaw	GCL Tigers Manager	2012	Dave Huppert	Lakeland Manager
2001	Doug Teter	Medical Coordinator	2013	Manny Crespo	Director, Latin American Player Development
2002	Jon Matlack	Pitching Coordinator	2014	Andrew Graham	West Michigan Manager
2003	Jeff Jones	Toledo Pitching Coach	2015	A.J. Sager	Pitching Coordinator
2004	Matt Walbeck	West Michigan Manager	2016	Steve Chase	Strength and Conditioning Coordinator
2005	Jon Matlack	Pitching Coordinator	2017	Corey Tremble	Minor League Medical and Rehab Coordinator
2006	Larry Parrish	Toledo Manager	2018	Tim Garland	Lakeland Hitting Coach
2007	Tom Brookens	West Michigan Manager	2019	Carlos Bohorquez	Connecticut Pitching Coach

## LOWRY REMEMBERED WITH TIGERS MAN OF THE YEAR AWARD

The Detroit Tigers family suffered a tragic loss during the 1997 season when Jamestown Jammers manager Dwight Lowry collapsed and died suddenly at his home in Jamestown, NY, on July 10.

Shortly after Lowry's death, the Tigers renamed their annual Player Development Man of the Year Award in his honor.

Lowry, who was 39 at the time of his death, had been tabbed the club's inaugural Player Development Man of the Year in 1996 after leading the Single A Fayetteville Generals to a second-half division title and a South Atlantic League postseason berth.

Lowry was in his fourth season as a manager in the Tigers Minor League system and he had also spent parts of four seasons as a player with Detroit, including the 1984 World Championship campaign. Lowry is survived by his wife, Pamela, and children Sesilie, Amanda and Zachary.



## KENNY GRAHAM

### Director, Player Development

Entering his second season with the Tigers, Graham serves as the Director of Player Development. His major focus is on hitting development and strategies, establishing an organization-wide hitting protocol with a focus on utilizing data and technology to aid growth and performance.

Prior to joining the Tigers, Graham spent the previous three seasons as the Minor League hitting coordinator for Milwaukee. Before that he spent seven seasons in various Minor League roles in Toronto's system, including as the co-hitting coordinator (2015) and hitting coach at Single A Lansing (2012-13, 2015), Single A Bluefield (2011) and Single A Auburn (2010). He also managed the organization's Gulf Coast League affiliate in 2014 and served as the hitting coach for the Independent League's Gary RailCats for two seasons (2008-09).

He attended Indiana University and was an outfielder on the baseball team before moving into coaching at the University of Indianapolis as the hitting coach, while receiving his Masters Degree in Curriculum and Instruction.



## DAN HUBBS

### Director, Pitching Development and Strategies

Serving as the club's first Director of Pitching Development and Strategies, Hubbs works to establish an organization-wide pitching protocol with an emphasis on leveraging data and technology to aid growth and performance.

He most recently served as the head baseball coach at the University of Southern California (2013-2019), where he coached 37 players who were drafted and went on to play professional baseball. Hubbs began his time at USC in 2012 when he came in as associate head coach after spending 12 seasons as pitching coach at the University of California, Berkeley (2000-2011).

Before his time with the Golden Bears, Hubbs served as the pitching coach for the Los Angeles (NL) Single A affiliate Yakima Bears (1998) and as a volunteer assistant coach at Pepperdine University (1999).

Prior to his transition to coaching, Hubbs was an All-American pitcher at USC (1993) and played seven years in the minors with the Los Angeles (NL) and Philadelphia organizations, advancing to the Triple A level.



## DR. GEORGIA GIBLIN

### Director, Performance Science

After originally joining the organization as a post-doctoral fellow through a partnership with the University of Michigan, Dr. Giblin enters her second season as the club's Director of Performance Science.

The focus of Dr. Giblin's work with the Tigers is building and implementing a sustainable system under which the club can assist players to perform at their maximum capacity, and stay healthy through the use of traditional baseball methods and advanced technology.

Prior to joining the Tigers, Dr. Giblin completed her doctorate in Biomechanics and Skill Acquisition at Victoria University in Melbourne, Australia, and worked four years as a Biomechanist at the Queensland Academy of Sport, providing biomechanical support to the softball, track and field, triathlon and archery Olympic programs.



## RAFAEL MARTINEZ

### Director, Latin American Player Development

Martinez returns as the club's Director of Latin American Player Development in 2021, his third year in the position after transitioning from a role on the Major League coaching staff with the Tigers in 2018.

Prior to his time in Detroit, Martinez was the manager for the Gulf Coast League Tigers for one season (2016) and the Dominican Summer League Tigers for five seasons (2011-15). He guided the DSL Tigers to the postseason in back-to-back years, including a championship run in 2013. Before becoming the club's manager, Martinez spent three seasons (2008-10) as the DSL Tigers hitting coach, which was his first professional coaching assignment.

Martinez was originally signed by Los Angeles (NL) as a non-drafted free agent in 1991, and played seven seasons in the Minor Leagues (1992-96), followed by stints in the New York (NL) (1997) and Boston (1998) systems.

He and his wife, Norkis, have a daughter, Hillary, and son, Rafael Jr.



## DAVE OWEN

### Minor League Field Coordinator

Owen returns as the club's Minor League Field Coordinator this season, his 11th overall in the organization. Prior to this post, he held the title of Director of Player Development.

He joined the Tigers after three seasons on the Major League coaching staff with Kansas City, including as bench coach in 2008 and third base coach in 2009-10. Prior to his time with the Royals, Owen was a coach with the Hokkaido Nippon Ham Fighters in 2007 and served as a coach with the Philadelphia Phillies for three seasons (2004-06).

Owen previously served as the Minor League infield coordinator for the Philadelphia Phillies for three seasons, from 2004-06.

Prior to his coaching career, he spent 12 seasons as a scout with the Chicago White Sox (1992-96), Tigers (1997-99) and Phillies (2000-03).

Owen played professionally for 11 seasons after being selected by the Chicago Cubs in the 10th round of the June 1979 MLB First-Year Player Draft, and saw action at the Major League level with the Cubs (1983-85) and Royals (1988).

Owen and his wife, Yasmin, reside in Cleburne, TX. They have two grown daughters, Haley and Courtney.



**JOE DEPASTINO****Catching Coordinator**

DePastino will serve as the Minor League catching coordinator in 2021, his 11th season in that role and his 14th season in the Tigers organization.

He joined the Tigers organization in 2008 as the manager at Single A West Michigan, guiding the Whitecaps to the Midwest League playoffs during each of his three seasons. DePastino's assignment as the manager at West Michigan was his first professional managing or coaching assignment.

He played 13 seasons professionally after being selected by the Boston Red Sox in the seventh round of the June 1992 draft. Primarily a catcher in his career, DePastino played at the Minor League level with the Red Sox (1992-99), Baltimore Orioles (2000), Houston Astros (2000), New York Mets (2002-03), Atlanta Braves (2004) and Toronto Blue Jays (2005).

DePastino reached the Majors with the Mets in 2003, appearing in two games with the club.

**JEFF BRANSON****Hitting Coordinator**

Branson enters his third season as the club's Minor League hitting coordinator. The 2021 campaign marks his 32nd in professional baseball.

Prior to joining the Tigers, he served as the hitting coach with Pittsburgh for five seasons (2014-18) and as the assistant hitting coach in 2013. Before working with the big league club, Branson was the hitting coach with Triple A Indianapolis (2009-12), manager at Single A Lynchburg (2007-08), manager at Single A Hickory (2005-06) and manager at Single A Williamsport (2004). His first coaching assignment came in 2003, when he was the hitting coach at Williamsport.

He was originally selected by Cincinnati in the second round of the 1988 First-Year Player Draft and played nine seasons in the Major Leagues. Over that span he hit .246/.300/.372 with 34 home runs and 156 RBI in 694 career games between Cincinnati (1992-97), Cleveland (1997-98) and Los Angeles (NL) (2000-01).

The native of Waynesboro, MS, played baseball at Livingston (AL) University, and was named to the Converse Division II All-American Team as a junior in 1988. Additionally was a member of the 1988 United States baseball team that won a Gold Medal at the Olympic Games in Seoul, Korea.

**JOEL MCKEITHAN****Hitting Coordinator**

McKeithan joins the Tigers for his first season as the Minor League hitting coordinator in 2021. Before his current position, he served as a Minor League hitting coach in Philadelphia's system at Short-Season Williamsport (2019-20), and was the director of hitting at X2 Baseball in Charlotte, NC (2020).

Prior to making the jump to a Major League organization, McKeithan planted his roots in the game with a variety of roles as a hitting instructor, focusing on a data-driven approach to coaching and player development. He spent significant time at Driveline (2016-18), initially as a player, but eventually was hired on as a coach to help create the powerhouse's hitting department. While serving as a coach at Driveline he was also continuing to train and play independent league baseball during the season, capitalizing on the rare opportunity to implement modern player-development strategies and technologies into his personal training.

Before his time at Driveline, McKeithan played two seasons of independent league baseball, including with the Lake Erie Crushers and Gateway Grizzlies, posting a combined .262/.349/.417 slashline, with 16 home runs and 69 RBI over 157 career games. As an amateur he played at Vanderbilt University (2011-13) and North Carolina State University (2014-15).

**JOSÉ VALENTÍN****Infield Coordinator**

Valentín returns as the Minor League infield coordinator for his fourth season in the Tigers organization.

Prior to joining the Tigers, he spent four seasons in the San Diego Padres organization, serving as the first base coach with the Padres for two seasons (2014-15) and manager of the Single A Fort Wayne TinCaps (2012-13), leading the team to the playoffs in each season. Following the 2012 season, Valentín was named the Low-A Manager of the Year by *Baseball America*.

Following his playing career, he served as an instructor at the Puerto Rico Baseball Academy and High School in Gurabo.

Originally signed as a non-drafted free agent on October 12, 1986 by the Padres, Valentín played five seasons in the Padres Minor League system before being traded to the Brewers...played parts of 16 seasons in the Major Leagues with the Milwaukee Brewers (1992-99), Chicago White Sox (2000-04), Los Angeles Dodgers (2005) and New York Mets (2006-07). During his career he hit .243/.321/.448, with 302 doubles, 41 triples, 249 home runs, 816 RBI and 136 stolen bases in 1,678 games.





## KIMERA BARTEE

### Outfield/Baserunning Coordinator

Bartee, who spent four seasons in the Tigers organization from 1996-99, returns to the club to serve as the club's roving outfield and baserunning instructor. He rejoins the Detroit organization after spending the 2020 season with the Philadelphia Phillies as their roving baserunning and bunting coordinator.

Prior to his time with the Phillies, he spent 12 years in the Pittsburgh Pirates organization, including the last three on the Major League staff as the first base coach and overseeing the team's outfielders and baserunning efforts. Bartee served nine years as Pittsburgh's Minor League outfield/baserunning coordinator, during which he doubled up in 2011 as the manager for Single A State College.

Before joining the Pirates, he spent three years as a coach with Baltimore's Single A affiliate, Delmarva. Originally selected by the Orioles in the 14th round of the 1993 MLB Draft, Bartee played six years in the Major Leagues for the Tigers (1996-99), Cincinnati Reds (2000) and Colorado Rockies (2001). He was named the fastest baserunner in the International League in 1997 and rated as the best defensive outfielder.

Before turning pro he played collegiately at Creighton University, where he helped the Bluejays to the 1991 College World Series and was named to the 1992 Missouri Valley Conference All-Tournament Team.



## A.J. SAGER

### Pitching Coordinator

Sager will serve as the pitching coordinator in 2021 for his eighth season in the role after six seasons as the pitching coach at Triple A Toledo. It will mark his 20th season in the organization.

He spent his first five seasons (2002-06) in the organization as the pitching coach with Single A West Michigan, before serving in that same capacity with Double A Erie in 2007.

He pitched professionally for 12 seasons (1988-99), logging time in the San Diego, Colorado, Detroit and Cincinnati organizations.

In 123 lifetime Major League appearances with San Diego (1994), Colorado (1995) and Detroit (1996-98), Sager posted a 12-15 record, a 5.36 ERA and five saves.

Sager served as a color analyst for the University of Toledo football radio network for eight seasons (2000-07).



## JORGE CORDOVA

### Assistant Pitching Coordinator

Cordova transitions to a new role of Assistant Pitching Coordinator, after serving as the pitching coach with Single A Lakeland. This year marks his 16th as a coach in the Tigers organization.

Prior to joining Lakeland's staff, he spent two seasons as the pitching coach at Single A West Michigan, following one season with the Flying Tigers in 2016. Additionally, he was the pitching coach for the Gulf Coast League Tigers in 2014. He spent the previous four seasons as the pitching coach with the organization's affiliate in the New York-Penn League, serving one season with Single A Oneonta (2009) and three seasons with Single A Connecticut (2010-12).

He served as the pitching coach with the Venezuelan Summer League Tigers during each of his first three seasons (2006-08) with the organization.

Cordova pitched for eight seasons at the Minor League level with the New York Yankees (1996), Florida Marlins (1998-2000), Cincinnati Reds (2000-02) and Tigers (2003-04). He compiled a 44-26 record and 3.30 ERA in 234 outings during his career.



## FRANCISCO CONTRERAS

### Latin American Hitting Coordinator

Contreras enters his second season as the organization's Latin American Hitting Coordinator. Prior to this position he served one season as hitting coach with GCL Tigers West, which was his first full-time coaching role since finishing his playing career.

He spent the 2016 season as a player-coach for Single A West Michigan, and played six seasons in the Tigers Minor League system, spending four years with the Dominican Summer League Tigers (2010-14) and two years with West Michigan (2014-15). He batted .231/.300/.318 over 377 career games in the Tigers system.

The Santo Domingo, DR native was originally signed by the Tigers as a non-drafted free agent on October 22, 2009.





## DR. SPENCER WOOD

### Performance and Mental Skills Coach

Dr. Wood returns for his fourth season in the Tigers organization, serving as the performance and mental skills coach.

He has spent the past 20 years working for a number of teams in professional leagues such as the NBA, MLB and with a variety of individual athletes from multiple sports, including professional golf.

Dr. Wood has also assisted with national team mental skills preparation for international competitions such as the World Cup, World Championships and Olympic Games.

He has two undergraduate degrees, a masters in exercise science, and a PhD in psychology with an emphasis in sport psychology. He is also NCSA-CSCS certified and NASM-CPT certified.



## BRIAN PETERSON

### Mental Skills Instructor

Peterson continues in his role with the Tigers after joining the organization in 2003 as the mental skills instructor. The 2021 season marks Peterson's 40th in professional baseball.

Prior to his appointment as the Tigers mental skills instructor, he spent nine seasons in the Marlins organization (1993-2001). During his tenure with the Marlins, Peterson served as the pitching coach for Single A Kane County (1993-97) and Double A Portland (1998) before being named the performance enhancement instructor (1999-2001).

His coaching career began with Kansas City's Double A affiliate in Memphis during the 1990-91 seasons as the club's pitching coach. In 1992, he was the pitching coach with Salt Lake, an independent team in the Rookie level Pioneer League.

Peterson has a master's degree in counseling psychology from the University of South Dakota.



## BRIAN TAGGETT

### Latin American Performance Coach

Continuing with the organization for his second season, Taggett serves as the Latin American performance coach in 2021. His responsibilities include assisting in the holistic development of Minor League players from Latin America.

Prior to this post, he served as the international player programs intern with the Tigers during the 2019 season.

Taggett played baseball at Emory University, and earned a double-major in Latin American/Caribbean studies and political science.



## COREY TREMBLE

### Minor League Medical and Rehabilitation Coordinator

Tremble returns for his 14th season with the Tigers organization in 2021, marking his ninth as the Minor League medical and rehabilitation coordinator. Following the 2018 season, the organization named him the Dwight Lowry Player Development Person of the Year.

He served as the athletic trainer for the Gulf Coast League Tigers during the 2008 season, Single A West Michigan during the 2009 and 2010 seasons and Single A Lakeland during the 2011 and 2012 seasons. Additionally, he served as an athletic trainer with Surprise in the Arizona Fall League in 2010.

He graduated from Florida Southern College in 2005 and attended the University of South Florida for his graduate studies in exercise science from 2006-08, where he also served as a Graduate Assistant Athletic Trainer.

Tremble is a certified and licensed athletic trainer, a muscle activation technique jumpstart specialist, and a certified strength and conditioning specialist.

He was the 2006 recipient of the Dr. Clarence Livingood Memorial Scholarship from the Professional Baseball Athletic Trainers Society and currently sits on the PBATS Website and EMR Committees. Tremble resides in Lakeland, FL with his wife, Joanna.



## FRANCISCO RIVAS

### Minor League Strength and Conditioning Coordinator

Rivas enters his first season as the Minor League strength and conditioning coordinator, and third overall in the organization.

Prior to this post, Rivas was slated to be the strength and conditioning coach with Short-Season Norwich, which wasn't possible due to the COVID-19 pandemic. Instead, he gained experience working with top prospects and Major League-caliber players at the club's alternate training site in Toledo during the 2020 season. His first position with the club was the strength and conditioning coach with the Gulf Coast League Tigers in 2019.

Before joining the Tigers, Rivas spent two years at XCEL Health and Wellness working in strength and conditioning, also serving as the head of baseball and softball development. He worked three years as a student strength and conditioning coach at Hannibal-LaGrange University (2015-17), and one as an intern with Diamond Fit Performance (2015).

Rivas has a master's degree in Kinesiology from A.T. Still University, with an emphasis in orthopedic and sport psychology. He is a certified strength and conditioning specialist, USAW Performance Coach Level 1 and Precision Nutrition Coach Level 1.





**TOM PRINCE**

**Toledo Manager**

Leading the staff at Triple A Toledo, Prince enters his second year with the Tigers after three seasons as the bench coach for the Pittsburgh Pirates. Following the Minor League season being cancelled due to COVID-19, Prince helped lead workouts at the club's alternate training site in Toledo. The 2021 campaign marks his 38th in professional baseball.

Prior to his role on the Major League staff, Prince was Pittsburgh's Minor League field coordinator (2016), and also managed at Double A Altoona (2015), Single A Bradenton (2014) and GCL Pirates (2007-12). He began the 2004 season with Short-Season Williamsport, where he would manage from 2005-06, before finishing the season leading Single A Lynchburg.

Following the 2008 season, Prince was named the Gulf Coast League's Manager of the Year after leading the Pirates to a league-best 37-18 record.

Originally selected by Pittsburgh in the fourth round of the secondary phase of the 1984 June draft, the Kankakee, IL native made his Major League debut with the Pirates in 1987 and played parts of 17 seasons in the majors between Pittsburgh (1987-93), Los Angeles Dodgers (1994-98), Philadelphia (1999-2000), Minnesota (2001-03), and Kansas City (2003). Over 519 career games, Prince posted a .208 (248x1190) batting average, with 24 home runs and 140 RBI.



**RECORD AS MANAGER**

Year	Club	League	W	L	Pct.	Position
2004	Lynchburg	Carolina	57	81	.413	Second/Fourth
2005	Williamsport	New York-Penn	44	32	.579	Second
2006	Williamsport	New York-Penn	28	47	.373	Sixth
2007	GCL Pirates	Gulf Coast	26	30	.464	Fourth
2008	GCL Pirates	Gulf Coast	37	19	.661	First
2009	GCL Pirates	Gulf Coast	29	31	.483	Second
2010	GCL Pirates	Gulf Coast	29	30	.492	Second
2011	GCL Pirates	Gulf Coast	34	26	.567	Second
2012	GCL Pirates	Gulf Coast	36	24	.600	First
2014	Bradenton	Florida State	78	61	.561	Fourth/First
2015	Altoona	Eastern	74	68	.521	Second
MINOR LEAGUE TOTALS			472	450	.512	(11 Seasons)

**MIKE HESSMAN**

**Toledo Hitting Coach**

Hessman returns to the Triple A Toledo coaching staff as the hitting coach in 2021, his third year in the role, including 2020's cancelled Minor League season, during which he was an instructor at the club's alternate training site in Toledo.

He previously served one season as hitting coach at Double A Erie and Single A Connecticut, the latter marking his first stint in a coaching capacity at any level.

Prior to coaching, Hessman set the Minor League career home run record at 433 with Toledo in 2015, the final season of his long playing career.

Hessman played parts of five seasons in the Major Leagues with three organizations, including the Atlanta Braves (2003-04), Tigers (2007-08), and New York Mets (2010). He hit 14 total home runs over 109 games in his Major League career.

Originally selected by the Braves in the 15th round of the 1996 MLB First-Year Player Draft, the baseball veteran spent a total of 19 seasons in the Minor Leagues at various levels. He spent the most time with Toledo during his Minor League career. Prior to being drafted, he attended Mater Dei High School in California.



**DOUG BOCHTLER**

**Toledo Pitching Coach**

Bochtler joins the Tigers organization in 2021 and will serve as the pitching coach at Triple A Toledo.

He most recently worked in the San Diego Padres organization for five seasons. Bochtler was scheduled to serve as the pitching coach for Single A Lake Elsinore in 2020 before the Minor League season was cancelled due to COVID-19.

Prior to 2020, Bochtler was the bullpen coach for the Padres from 2016-19. In 2018, the Padres bullpen had the most innings pitched (635.0), strikeouts (720), highest SO/9 IP (10.20) and highest SO/BB ratio (3.48) of any relief group in club history. Their 2.93 BB/9 IP and 1.19 WHIP both led the National League and ranked third in the Majors, while their 3.54 ERA was third in the NL and sixth in the Majors.

Over his first three seasons guiding the San Diego bullpen, they ranked tied for third in opponent grounded into double plays per nine innings pitched (0.87) and fourth in ground ball percentage (46.8).

Prior to joining the Padres, Bochtler spent five seasons with the Arizona Diamondbacks organization, serving as pitching coach for Single A Yakima in 2011-12, Single A Missoula in 2013, Single A South Bend in 2014 and Single A Kane County in 2015.

Originally selected by Montreal in the ninth round of the 1989 MLB Draft, Bochtler played six seasons in the Majors, including the 1998 season with Detroit, when he pitched in 51 games.



**C.J. WAMSLEY**

**Toledo Developmental Coach**

Entering his second season with the Tigers, Wamsley will serve as the developmental coach in Triple A Toledo.

Prior to joining the Tigers he was an assistant coach on the staff at Ohio University for five seasons (2015-19), following a three-year stint with Troy University where he worked with the club's catchers, outfielders and hitters. His division one coaching career began at Morehead State University, where he was an assistant coach.

Wamsley was a four-year letterwinner at Western Kentucky University, where he played on the baseball team. Over his 68-game college career he batted .299/.379/.421.





## ERIE SEAWOLVES (AA)

### ARNIE BEYELER

#### Erie Manager

Enters his second season with the organization, serving as manager for Double A Erie, though last year he spent time instructing at the club's alternate training site in Toledo due to the COVID-19 pandemic. The 2021 campaign marks his 30th as a manager, coach or scout, over which he's built a reputation for an innovative coaching style and implementation of technology by his ballclubs.

Prior to being named to his post with the SeaWolves, he was the Major League first base coach with the Baltimore Orioles for the 2019 season. Before his season with the Orioles, he was the manager of Triple A New Orleans in the Miami organization for three seasons (2016-18), posting a combined 193-223 record. From 2013-15 he was on the Major League staff with the Boston Red Sox.

He's managed or coached at every level from Single A to the Major Leagues, including stints in these systems: Baltimore, Miami, Boston, San Diego, Texas and New York (AL). Highlights include winning the Governor's Cup with Triple A Pawtucket in 2012, and earning playoff appearances with Double A Portland in 2007-08 and Single A Stockton in 2003-04.

Beyeler was a Minor League infielder for six seasons in the Tigers system from 1986-91, reaching Triple A Toledo in his first professional campaign. He now resides in Atlantic Beach, FL, and has two children.



#### RECORD AS MANAGER

Year	Club	League	W	L	Pct.	Position
2000	Lowell	New York-Penn	41	34	.547	Fourth
2001	Lowell	New York-Penn	33	43	.434	Sixth
2002	Augusta	South Atlantic	69	67	.507	Fourth
2003	Stockton	California	77	63	.550	First/Third
2004	Stockton	California	72	68	.514	Fourth/Second
2005	Bakersfield	California	68	72	.486	Fourth/Fourth
2007	Portland	Eastern	71	72	.497	Second
2008	Portland	Eastern	74	66	.529	Second
2009	Portland	Eastern	67	74	.475	Fourth
2010	Portland	Eastern	70	71	.496	Third
2011	Pawtucket	International	81	61	.570	First
2012	Pawtucket	International	79	65	.549	Second
2016	New Orleans	Pacific Coast	69	70	.496	Third
2017	New Orleans	Pacific Coast	55	83	.399	Fourth
2018	New Orleans	Pacific Coast	69	70	.496	Third
MINOR LEAGUE TOTALS			995	979	.504	(15 Seasons)

### ADAM MELHUSE

#### Erie Hitting Coach

Joining the organization for his second season, Melhuse will serve as the hitting coach for Double A Erie.

Prior to joining the Tigers he was a hitting coach in the Los Angeles (NL) organization, spending the 2019 season with Double A Tulsa and 2018 with Triple A Oklahoma City. He also was the manager of Single A Burlington in the Los Angeles (AL) system for two seasons (2016-17).

Before transitioning to coaching he spent four seasons as an advanced scout for Chicago (NL), which followed an eight-year Major League playing career. Over 311 career games, Melhuse hit .234/.290/.389 with 24 home runs and 98 RBI, spending time with Los Angeles (NL) (2000), Colorado (2000-01, 2008), Oakland (2003-07) and Texas (2007-08).



### MARK JOHNSON

#### Erie Pitching Coach

Johnson returns to the Double A Erie staff as pitching coach for his third season, after serving in the same capacity with Single A Lakeland for the 2017-18 seasons. It marks his 15th year in the Tigers organization.

Prior to being named the pitching coach for Lakeland, he served two seasons in the same capacity at Single A West Michigan (2015-16), and was previously the pitching coach at Single A Connecticut for two years (2013-14).

He spent five seasons as the pitching coach in his first stint with West Michigan (2008-12). He served as the pitching coach with Single A Oneonta during the 2007 season, marking his first professional coaching assignment.

A first-round selection by the Houston Astros in the June 1996 draft, Johnson pitched nine seasons with the Astros (1997), Florida Marlins (1998), New York Yankees (1999), Tigers (2000-03, 2005), Milwaukee Brewers (2002) and Los Angeles Dodgers (2004) organizations.



### TONY SMITH

#### Erie Developmental Coach

Entering his second year with the Tigers, Smith will serve as the developmental coach with Double A Erie for the 2021 season. Prior to joining the Tigers he was the pitching coach (2017-19) and bullpen coach (2016-17) with the Shaumburg Boomers of the Frontier League.

He served as the Director of Pitching, Arm Care and Overhand Throwing at Athletes HQ (2018-19) and The Dugout (2016-18), both of which are specialized baseball and softball training facilities in Illinois. At both of those training facilities he regularly coached players using Driveline, Florida & Texas Baseball Ranch and OnBaseU protocols, functional movement screens and Rapsodo devices.

Prior to transitioning to coaching, Smith pitched four seasons with various independent league teams, posting a 21-10 record and 4.73 ERA (266.2IP/140ER), while striking out 182 and walking 76.







## BRAYAN PEÑA

### West Michigan Manager

Peña leads the staff at Single A West Michigan in 2021, his third managerial post in as many years since transitioning to coaching. Last season, Peña managed Single A Connecticut to a 34-42 record.

He began his coaching career in 2018, leading the Gulf Coast League Tigers West to a league championship and a 37-16 record. Under his tutelage, the Tigers West squad batted at a .277 (292x1670) clip, belting 40 home runs and 257 RBI, and posted a 3.06 ERA (435.0IP/148ER) with 502 strikeouts.

His transition to coaching came after Spring Training of 2018, closing the door on an impressive 12-year Major League career as a catcher, playing for five big league teams, including Atlanta (2005-08), Kansas City (2009-12), Detroit (2013), Cincinnati (2014-15) and St. Louis (2016). He hit .259/.299/.351 in his career, knocking 23 home runs and driving in 164 runs.



#### RECORD AS A MANAGER

Year	Club	League	W	L	Pct.	Position
2018	GCL Tigers West	Gulf Coast	37	16	.698	First
2019	Connecticut	New York-Penn	34	42	.447	Second
MINOR LEAGUE TOTALS			71	58	.550	(Two Seasons)

## BILL SPRINGMAN

### West Michigan Hitting Coach

Springman returns for his fourth year in the Tigers organization, serving as the hitting coach at Single A West Michigan in 2021. If not for the COVID-19 pandemic, he would have held the same role with Single A Lakeland in 2020, following his time as hitting coach at Short-Season Connecticut in 2019.

In 2018, he served as the hitting coach for the Gulf Coast League Tigers West, after spending 2017 as the hitting coach for the Uni-Lions of the Chinese Professional Baseball League. Prior to coaching in the Chinese Professional Baseball League, he spent the 2015 season as an advisor to player development and senior hitting advisor for the Kansas City Royals.

He previously spent 14 seasons in the Minnesota Twins organization serving in various coaching capacities including as a Minor League hitting coordinator and mental skills coach (2006-14), Triple A Rochester hitting coach (2005) and Triple A Salt Lake hitting coach (1997-2000).

Springman also served as a scout for the Chicago Cubs (1995-96) and Milwaukee Brewers (2001-02).

Originally drafted by the California Angels in the seventh round of the 1978 draft, the former infielder played three seasons in the Angels Minor League system.



## WILLIE BLAIR

### West Michigan Pitching Coach

Blair, a former Tigers pitcher, enters his sixth season as a coach in the Tigers organization, serving as the pitching coach at Single A West Michigan in 2021. Prior to his time with the Tigers he spent three seasons as the Major League bullpen coach with the San Diego Padres.

He originally joined the Padres organization as the pitching coach for Single A Fort Wayne from 2011-12. Under his guidance, two TinCaps pitchers set single-season ERA records.

Prior to his time with the Padres, Blair served as pitching coach for the Joliet Jackhammers of the independent Northern League in 2010.

Blair was originally selected by the Toronto Blue Jays in the 11th round of the 1986 MLB Draft. He played parts of 12 Major League seasons, spending time with the Blue Jays (1990), Cleveland Indians (1991), Houston Astros (1992), Colorado Rockies (1993-94), Padres (1995-96), Tigers (1997, 2000-01), Arizona Diamondbacks (1998), and New York Mets (1998). He won a career-high 16 games for the Tigers in 1997. Blair served as the final Opening Day starter in Tiger Stadium history on April 12, 1999.



## KEVIN GUTHRIE

### West Michigan Developmental Coach

His first professional coaching position, Guthrie returns to the organization in 2021 as the developmental coach with Single A West Michigan.

Prior to joining the Tigers he was the founder and director of Diamond Diagnostics Training in Sarasota, FL, which he began in early 2019. The baseball development program provides personalized training for hitters and pitchers through the use of analytical tools, including video, Rapsodo and Diamond Kinetics to maximize and expedite skill development. Before starting Diamond Diagnostics, Guthrie was a Minor League operations assistant and player development intern with the Pittsburgh Pirates (2016-18).

Guthrie attended Brown University, where he studied Business Economics and was a team captain and two-way player for the Bears.

He attended Venice High School and was captain of the school's 2012 state championship squad. Guthrie's father, Mark, had a 15-year Major League career, posting a 51-54 record and 4.05 ERA (978.2IP/440ER) over 765 appearances.



**ANDREW GRAHAM****Lakeland Manager**

Graham will be the manager in Single A Lakeland in 2021, his fourth year leading the Flying Tigers. Additional recent posts include manager at Double A Erie in 2018 and three seasons as manager at Single A West Michigan, from 2014-16. This campaign marks his 12th with the Tigers organization.

In 2016, the Whitecaps advanced to the Midwest League Eastern Division Championship Series after posting a 71-65 record, finishing third in the Eastern Division.

He guided the Whitecaps to the Midwest League's championship in 2015. In his first season as manager at West Michigan, he led the Whitecaps to their first playoff berth since 2010. He previously served three seasons as manager at Single A Connecticut.

He served as a coach with the Gulf Coast League Tigers in both 2009 and 2010, in addition to serving as the organization's Minor League catching coordinator in 2010.

Selected by the Tigers in the 19th round of the 2003 MLB First-Year Player Draft, he spent six seasons (2003-08) in the club's Minor League system as a catcher.

Graham saw action with Australia during the World Baseball Classic in both 2006 and 2009. He batted .364 (4x11) with three RBI in three games for Australia in 2009. He served as a coach for Australia in the 2017 World Baseball Classic.

**RECORD AS MANAGER**

Year	Club	League	W	L	Pct.	Position
2011	Connecticut	New York-Penn	39	35	.527	t-First
2012	Connecticut	New York-Penn	35	40	.467	Third
2013	Connecticut	New York-Penn	33	42	.440	Third
2014	West Michigan	Midwest	82	58	.586	First/Second
2015	West Michigan	Midwest	75	64	.540	Sixth/Second
2016	West Michigan	Midwest	71	65	.522	Third
2017	Lakeland	Florida State	62	66	.484	Fifth/Third
2018	Erie	Eastern	63	77	.450	t-Fifth
2019	Lakeland	Florida State	65	70	.481	Fourth/Third
MINOR LEAGUE TOTALS			525	517	.504	(Nine Seasons)

**JOHN MURRIAN****Lakeland Hitting Coach**

Murrian will serve as the hitting coach at Single A Lakeland in 2021, after serving in the same role with Single A West Michigan last season. Prior to his time in West Michigan, Murrian made his coaching debut in the same role with GCL Tigers West in 2019. Prior to his transition to coaching, Murrian spent five seasons as a Major League bullpen catcher with the Tigers.

Before assuming the role of bullpen catcher he played five seasons at the Minor League level with the organization, hitting .243/.301/.381 with 20 home runs and 116 RBI. His primary position was catcher, where he maintained a 33 percent caught stealing rate over the course of his time behind the plate.

He attended Winthrop University, where he batted .327 (67x205) with 42 runs scored, 19 doubles, a triple, six home runs and 42 RBI in 59 games as a junior.

**CARLOS BOHORQUEZ****Lakeland Pitching Coach**

Bohorquez returns for his 12th season in the Tigers organization and his first as the pitching coach with Single A Lakeland. Following the 2019 season he was awarded the Dwight Lowry Award, given annually to the "Player Development Person of the Year".

Prior to his current post he served four seasons as the pitching coach with the organization's short-season affiliate, three seasons with the Gulf Coast League Tigers East and six seasons in with the Venezuelan Summer League Tigers.

Originally signed by the Cincinnati Reds as a non-drafted free agent on July 12, 1999, he spent three seasons in the organization as a third baseman before being converted to a pitcher. Bohorquez compiled a 14-19 record and 3.90 ERA in 194 games over six seasons as a pitcher in the Reds Minor League system (2002-07). He pitched in Mexico during the 2008 season.

**OLLIE KADEY****Lakeland Developmental Coach**

Returning to the Tigers for his first season coaching in affiliated baseball, Kadey will serve as the developmental coach with Single A Lakeland in 2021.

Prior to joining the Tigers he worked as the analytics manager at Texas Baseball Ranch (2015-19). In that role he worked with numerous current Major League players and prospects to aid their arm strength development, command and secondary pitches.

Kadey played collegiately at Missouri Western State University from 2010-13 and studied finance. Over the course of his career with the Griffons he established a school record for complete game shutouts.





**RYAN MINOR**

**Complex League Tigers West Manager**

In what will mark his first season leading a team in the Tigers organization, Minor returns to the Complex League Tigers West coaching staff in 2021. Prior to joining the Tigers, he spent 12 seasons coaching in the Baltimore Orioles player development system.

Minor has managed 10 seasons during his coaching career, including at Single A Delmarva (2010-12 and 14-17) and Single A Frederick (2013 and 18-19). He won a career high 73 games with Delmarva during the 2016 season.

Originally drafted by Baltimore in the 33rd round of the 1996 MLB Draft, Minor played in 142 Major League games over four seasons between the Orioles (1998-2000) and Montreal (2001). He batted .177/.228/.259 with five career home runs and 27 RBI.

Minor played baseball and basketball at the University of Oklahoma, where he was a two-time All-Big 8 Conference First Team selection in basketball (1995-96), was named the conference's Player of the Year as a junior and ranks seventh on the university's all-time scoring list. Minor was also drafted in the second round (No. 32 overall) by the Philadelphia 76ers in the 1996 NBA Draft.



PLAYER DEVELOPMENT & SCOUTING

**RECORD AS A MANAGER**

Year	Club	League	W	L	Pct.	Position
2010	Delmarva	South Atlantic	59	81	.421	Seventh
2011	Delmarva	South Atlantic	55	85	.393	Seventh
2012	Delmarva	South Atlantic	52	86	.377	Seventh
2013	Frederick	Carolina	61	78	.439	Fourth
2014	Delmarva	South Atlantic	66	73	.475	Fourth
2015	Delmarva	South Atlantic	71	67	.514	Fourth
2016	Delmarva	South Atlantic	73	66	.525	Fourth
2017	Delmarva	South Atlantic	59	78	.431	Seventh
2018	Frederick	Carolina	65	72	.474	Fourth
2019	Frederick	Carolina	53	84	.387	Fifth
MINOR LEAGUE TOTALS			614	770	.444	(10 Seasons)

**TIM GARLAND**

**Complex League Tigers West Hitting Coach**


Garland returns for his fifth season in the Tigers organization, and his second on the staff of Complex League Tigers West. Prior to this post, he served three seasons as the hitting coach at Single A Lakeland.

Before joining the Tigers, Garland was a developmental specialist for one season with Single A Quad Cities in the Houston Astros organization in 2015. In his position as developmental specialist, he focused on the development of the River Bandits outfielders, as well as baserunning for all the players on the club.

Prior to his position as the developmental specialist, he spent two seasons as the hitting coach at Double A Corpus Christi, also in the Astros organization.

Before joining the Astros, Garland served as hitting coach for Double A Midland of the Oakland Athletics organization for two seasons (2011-12). He made his coaching debut in 2006 with Class A Kane County, later serving as hitting coach at Single A Stockton from 2007-10.

He was originally drafted by the New York Yankees in the 1989 MLB Draft out of Pensacola Junior College, owning a career .281 batting average in 1,356 Minor League career games. In addition to the Yankees system, he spent time in the Giants, Orioles and Athletics organizations.



**MIKE ALVAREZ**

**Complex League Tigers West Pitching Coach**

Alvarez returns for his fourth season as the Complex League Tigers West pitching coach in 2021.

He previously spent 19 seasons in the Atlanta Braves organization, most recently as the pitching coach of Triple A Gwinnett after being named to the position in May of 2016.

Alvarez spent time as a pitching coach, roving pitching instructor and pitching supervisor in the Braves organization from 1998-2016. Additionally, he spent three seasons (2012-15) as the pitching supervisor for the Dominican Summer League Braves. Alvarez also held the pitching coach post with Double A Mississippi from 2011-12 and Triple A Richmond in 2005.

Following his playing career as a Minor League pitcher with the Baltimore Orioles (1980-81) and Kansas City Royals (1981-86), Alvarez spent 13 years as a Minor League pitching coach with the Royals from (1985-97), including five years with the club's Triple A team, the Omaha Royals.





# COMPLEX LEAGUE TIGERS EAST (R)

## GARY CATHCART

### Complex League Tigers East Manager

Cathcart will serve as the manager for Complex League Tigers East for the 2021 season, after being named the manager for Short-Season Norwich last year. He last coached in the Gulf Coast League in 2019, when he led the GCL Tigers West to a 30-20 record, but had their season cut short due to an impending hurricane. He also served as the manager of Connecticut in 2018, leading the team to a 29-44 record.



Prior to joining the Tigers he spent two seasons as the Miami Marlins field coordinator.

Before managing Connecticut in 2018, Cathcart last managed in the New York-Penn League in 2015 for the Auburn Doubledays, the short-season affiliate of the Washington Nationals, where he spent five seasons as manager, leading the Doubledays to two straight New York-Penn League Pickney division titles in 2011 and 2012.

Prior to joining the Nationals organization, he spent seven seasons coaching in the Toronto Blue Jays system.

Cathcart was selected by the New York Yankees in the 33rd round in the June 1984 draft and played four seasons in the Yankees Minor League system, advancing as far as Triple A.

### RECORD AS A MANAGER

Year	Club	League	W	L	Pct.	Position
2004	Pulaski	Appalachian	40	27	.597	Third
2007	Lansing	Midwest	78	61	.561	t-Third
2008	New Hampshire	Eastern	61	81	.430	Eleventh
2009	New Hampshire	Eastern	64	78	.451	Tenth
2010	Potomac	Carolina	70	69	.504	Fifth
2011	Auburn	New York-Penn	45	30	.600	Third
2012	Auburn	New York-Penn	46	30	.605	Third
2013	Auburn	New York-Penn	26	49	.347	Fourteenth
2014	Auburn	New York-Penn	34	41	.453	Ninth
2015	Auburn	New York-Penn	36	38	.486	Ninth
2018	Connecticut	New York-Penn	29	44	.397	Fourth
2019	GCL Tigers West	Gulf Coast	30	20	.600	Second
MINOR LEAGUE TOTALS			559	568	.496	(12 Seasons)

## SANTIAGO GARRIDO

### Complex League Tigers East Pitching Coach

Garrido will serve as the Complex League Tigers East pitching coach in 2021 for the second season (first with games being played), marking his fourth season as a coach in the Tigers system. Prior to this position he was a coach on the staff with Double A Erie for two seasons, after retiring from his playing career following the 2017 season.



He appeared in 13 games between Erie and Single A Lakeland in his final season, compiling a 1-1 record, including one save with a 5.76 ERA (25.0IP/16ER) and 26 strikeouts.

Garrido played 10 Minor League seasons with three organizations, including Kansas City (2007-13), Tampa Bay (2014) and Detroit (2016-17), and compiled a 18-32 record, 17 saves, a 4.54 ERA (513.0IP/259ER) and 397 strikeouts.

The Higey, DR native was originally signed by the Royals as a non-drafted free agent on January 26, 2007.

## RAFAEL GIL

### Complex League Tigers East Hitting Coach

Gil returns as the Complex League Tigers East hitting coach for his third season in the role, after serving in the same capacity with the Gulf Coast League Tigers West in 2018. This season will mark his 11th with the Tigers organization.



He was the manager of the Gulf Coast League Tigers East and West in 2016 and 2017, respectively, and previously served as manager of the Venezuelan Summer League Tigers for five seasons (2011-15).

He guided the VSL Tigers to a Venezuelan Summer League Championship in 2014. His stint as the manager of the Venezuelan Summer League Tigers marked his first professional managing or coaching assignment.

Originally signed by the Boston Red Sox as a non-drafted free agent on July 22, 2003, he spent five seasons with the organization as a catcher. He saw action with Single A Lowell in the New York-Penn League during his final season in 2008.

**RAMON ZAPATA****DSL Tigers1 Manager**

Zapata returns as the manager for the Dominican Summer League Tigers1 in 2021, marking his fourth season leading the club. He previously served two seasons as the hitting coach for the GCL Tigers East (2016-17) and three seasons as the hitting coach for the DSL Tigers (2013-15).

Prior to joining the Tigers organization, he served as the DSL Pirates infield coach in 2012, where he ended the season as the team's manager.

He spent 17 seasons in the Pittsburgh Pirates organization in multiple roles including GCL Pirates coach (1996-97), DSL Pirates manager (1997-2010) and Pirates Dominican Academy field coordinator (2010-11). In 2003 he led the DSL Pirates to the DSL Championship and was named the DSL Manager of the Year. Zapata also managed the DSL All-Star Game in 2006 and 2007.

Originally signed by the Pirates as a non-drafted free agent, Zapata played for five seasons at the Minor League level (1991-95).

He was born in the Dominican Republic and attended San Rafael School in Boca Chica, DR.

**RECORD AS A MANAGER**

Year	Club	League	W	L	Pct.	Position
1997	DSL Pirates	Dominican Summer	29	40	.420	Sixth
1998	DSL Pirates	Dominican Summer	20	41	.328	Sixth
1999	DSL Pirates	Dominican Summer	34	36	.486	-----
2000	DSL Pirates	Dominican Summer	39	31	.557	Fourth
2001	DSL Pirates	Dominican Summer	27	43	.386	Seventh
2002	DSL Pirates	Dominican Summer	36	36	.500	Fifth
2003	DSL Pirates	Dominican Summer	39	25	.609	First
2004	DSL Pirates	Dominican Summer	26	44	.371	Fourth
2005	DSL Pirates	Dominican Summer	38	34	.528	Third
2006	DSL Pirates	Dominican Summer	48	19	.716	First
2007	DSL Pirates	Dominican Summer	52	17	.754	First
2008	DSL Pirates	Dominican Summer	40	30	.571	Third
2009	DSL Pirates	Dominican Summer	29	38	.433	Eighth
2010	DSL Pirates	Dominican Summer	37	34	.521	Fourth
2011	DSL Pirates	Dominican Summer	41	30	.577	Third
2012	DSL Pirates	Dominican Summer	34	34	.500	Fourth
2018	DSL Tigers1	Dominican Summer	33	39	.458	Fifth
2019	DSL Tigers1	Dominican Summer	28	44	.389	Eighth
MINOR LEAGUE TOTALS			630	615	.506	(18 Seasons)

**JOSE OVALLES****DSL Tigers1 Hitting Coach**

Ovalles returns in 2021 for his sixth season as the DSL Tigers1 hitting coach. Under his tutelage the club batted .250 (581x2322) in 2019, ranking as the third-highest average in the Tigers organization.

Prior to coaching, he played in the Tigers organization for three seasons (2011-13) in the Venezuelan Summer League. Over three seasons, the catcher/first baseman batted .263/.376/.418 with 12 home runs and 67 RBI over 154 games.

The Caracas, VZ native originally signed with the Tigers as a non-drafted free agent in 2011.

**WILLIAMS MORENO****DSL Tigers1 Pitching Coach**

Moreno returns for his fourth year as a coach with the Tigers, and second as the pitching coach with the DSL Tigers1 after working as the assistant pitching coach for the DSL Tigers2 in 2018.

Prior to becoming a coach Moreno pitched four seasons in the Tigers organization, posting a 5-5 record and 6.59 ERA over 86.0 IP with a total of 67 strikeouts. He was a member of the Tigers 2014 and 2015 Venezuelan Summer League teams that both went on to win the Venezuelan Summer League Championship.

The Maracay, VZ native originally signed with the Tigers as a non-drafted free agent in 2012.

**IVAN CONTRERAS****DSL Tigers1 Infield & Baserunning Coach**

Entering his second season with the Tigers, Contreras will serve as the infield and baserunning coach with DSL Tigers in 2020.

His transition to coaching follows a seven-year playing career in the Los Angeles Angels and Toronto Blue Jays systems, rising as high as Double A. Over those seven seasons he hit .258/.318/.365 in 396 games, with 59 doubles, 34 triples, six home runs and 124 RBI. He played second base and left field.

Additionally, he played four seasons for Gigantes del Cibao in the Dominican Winter League from 2009-12.



**MARCO YEPEZ****DSL Tigers2 Manager**

Yepez returns as the manager of the DSL Tigers2 for his third season in the role, after working as the club's hitting coach in 2018. He previously was manager of DSL Tigers in 2017.

Prior to joining the organization he was the third base coach on the Leones del Caracas coaching staff of the Venezuelan Winter League in 2016.

Yepez spent eight total seasons in the Minor Leagues in the Florida Marlins (2002), Montreal Expos (2003-04) and Washington Nationals (2005-09) organizations. He batted .268/.347/.356 over 649 games during his Minor League career.

In addition to playing abroad in Venezuela, the former infielder also played in the professional baseball leagues in Colombia, Nicaragua and Italy, where he concluded his playing career in 2012 after three seasons.

The Caracas, VZ native was originally signed by Florida as a non-drafted free agent in 2009.

**RECORD AS A MANAGER**

Year	Club	League	W	L	Pct.	Position
2017	DSL Tigers	Dominican Summer	26	44	.371	Seventh
2019	DSL Tigers2	Dominican Summer	34	38	.472	Third
MINOR LEAGUE TOTALS			60	82	.423	(Two Seasons)

**LUIS MATED****DSL Tigers2 Hitting Coach**

Mateo will coach the Tigers for his first season (second with the organization), serving as the hitting coach with DSL Tigers2 this year.

With over 20 years of professional coaching experience, Mateo most recently served as the hitting coach with Houston's DSL affiliate from 2009-14, and again in 2018. Between his two stints with the Astros' DSL affiliate, he was the hitting coach with their GCL affiliate from 2016-17 and also with Short-Season Greenville in 2015, helping the Astros to the league title.

Prior to his time with the Astros organization, Mateo managed DSL Oakland from 2007-08, and began his coaching career in 1998 with DSL Arizona.

He signed as a player with Oakland and played two seasons (1988-89) in the Athletics Minor League system.

**LUIS MARTE****DSL Tigers2 Pitching Coach**

Marte returns as the DSL Tigers2 pitching coach for his fourth season, after serving as the assistant pitching coach for the DSL Tigers in 2017.

Prior to his move to coaching, he most recently pitched at Triple A Toledo in the Tigers organization in 2013. He spent parts of two seasons at the Major League level with the Tigers from 2011-12, pitching in 17 games over which he posted a 2-0 record and 2.77 ERA (26.0IP/8ER).

The San Cristobal, DR native spent eight total seasons in the Tigers organization. He was originally signed by the Tigers as a non-drafted free agent on November 16, 2005.

**CARMELO JAIME****DSL Tigers2 Infield & Baserunning Coach**

Jaime will serve as the infield coach for the DSL Tigers2 for the fourth season, after spending two seasons (2016-17) as the infield coach of the GCL Tigers East.

He previously spent five seasons in the same capacity with the Dominican Summer League Tigers. His stint as the infield coach with the DSL Tigers marked his first professional coaching assignment.

He played three seasons at the Minor League level with the Tigers after being selected by Detroit in the 24th round of the 2008 MLB Draft.

Born in the Dominican Republic, Jaime attended Miami Dade Community College in Florida.





## KELY RAMOS

### DSL Tigers Catching Instructor

Ramos enters the 2021 season as the catching instructor for the organization's two DSL teams. This marks his third season since beginning his coaching career.

His transition to coaching comes after playing eight seasons in the Minor Leagues between stints in the New York (NL), Boston and Baltimore player development systems. Over that span he batted .234/.287/.375 with 46 home runs and 221 RBI in 478 games. Ramos last played in 2003 with Single A Aberdeen.



## SANDY ACEVEDO

### DSL Tigers Outfield Instructor

Acevedo returns for his fifth season working with the Tigers DSL affiliates, serving as the outfield instructor in 2021.

He previously served as a coach with DSL Tigers2 in 2018 and was the outfield coach with the DSL Tigers in 2017. The 2021 season will mark his eighth season in a full-time capacity with the organization.

Originally signed by the Tigers as a non-drafted free agent in 2010, Acevedo spent four seasons in the Tigers Minor League system (2010-13).



## JOSE CABRERA

### DSL Tigers Assistant Pitching Coach

Cabrera returns as a coach with the DSL Tigers for his third season in the organization.

Prior to joining the Tigers, Cabrera spent the 2016 season as a coach for Houston in the Dominican Summer League.

Cabrera had a six-year Major League career, playing four seasons for Houston (1997-2000) and one season each for Atlanta (2001) and Milwaukee (2002). The righthanded pitcher compiled a 19-17 record and 4.95 ERA (271.0IP/149ER) with 192 strikeouts over 198 career games.

The native of La Delgada, DR had one postseason appearance in his Major League career, tossing 2.0 shutout innings in the National League Division Series with Houston in 1999.



## SOILO PERDOMO

### DSL Tigers Coach

Perdomo will serve as a coach with the DSL Tigers in 2021, his ninth season in a full-time capacity with the organization. He began working with the Tigers during instructional league in the Dominican Republic in October of 2009.

Prior to joining the Tigers organization, Perdomo spent two seasons as a coach with the DSL Nationals (2007-08) in Washington's organization.



## TIGERS ALL-TIME MONTHLY HOME RUN LEADERS

Rudy York holds the Tigers all-time, single-month home run record with 18 long-balls during August, 1937. York is one of 24 players in Tigers history to hit 10-or-more home runs during a single month, a feat that has been accomplished 43 times, most recently by Justin Upton, who connected for 11 home runs in August, 2017. The following is a list of the top 10 single-month home run totals in club history.

Rank	Player	Month/Year	Home Runs
1	Rudy York	August, 1937	18
2	Rudy York	August, 1943	17
3	Hank Greenberg	September, 1946	16
4	Hank Greenberg	July, 1938	15
	Hank Greenberg	September, 1940	15
6	Norm Cash	June, 1961	14
7	Hank Greenberg	June, 1935	12
	Hank Greenberg	September, 1938	12
	Al Kaline	August, 1957	12
	Willie Horton	May, 1968	12
	Miguel Cabrera	May, 2013	12
	Justin Upton	September, 2016	12

Courtesy David Vincent



# TIGERS MINOR LEAGUE TRAINING STAFF



**Corey Tremble**  
Minor League  
Medical and Rehab  
Coordinator



**Manny Peña**  
Minor League Asst.  
Medical Coordinator,  
International



**Francisco Rivas**  
Minor League Strength  
and Conditioning  
Coordinator

## MINOR LEAGUE ATHLETIC TRAINERS



**Jason Schwartzman**  
Triple A Toledo



**Chris Vick**  
Double A Erie




**Cody Derby**  
Single A West Michigan




**Sean McFarland**  
Single A Lakeland



**Erick Flores**  
Complex League West



**Juan Peña**  
Complex League East



**Gabe Garcia**  
DSL Tigers1



**Allan Chase**  
DSL Tigers2

## MINOR LEAGUE STRENGTH AND CONDITIONING COACHES



**Dan Morrison**  
Triple A Toledo



**Phil Hart**  
Double A Erie



**Ryan Maedel**  
Single A West Michigan



**Dax Fiore**  
Single A Lakeland



**Andres Tarazona**  
GCL Tigers West



**Andres Rodriguez**  
GCL Tigers East



**Franklin Galvez**  
DSL Tigers1



**Luis Rodriguez**  
DSL Tigers2



**Rafael Suero**  
DSL Tigers2





**MAJOR LEAGUE SCOUTING**



**Scott Bream**  
Vice President,  
Player Personnel



**Sam Menzin**  
Director, Baseball  
Operations &  
Professional  
Scouting



**Mike Russell**  
Special Assistant  
to the GM



**Ray Crone**  
Major League  
Scout



**Jim Elliott**  
Major League  
Scout



**Joe Ferrone**  
Major League  
Scout



**P.J. Jones**  
Major League  
Scout



**Paul Mirocke**  
Major League  
Scout



**Jim Olander**  
Major League  
Scout



**Jim Rough**  
Major League  
Scout



**John Stockstill**  
Major League  
Scout



**Bruce Tanner**  
Major League  
Scout



**Josh Wilson**  
Major League  
Scout

**AMATEUR SCOUTING - ADMINISTRATION**



**Scott Pleis**  
Director,  
Amateur Scouting



**Cheryl Evans**  
Director, Minor  
League & Scouting  
Administration



**Eric Nieto**  
Assistant Director,  
Amateur Scouting



**Sam Nasci**  
Coordinator,  
Amateur Scouting  
Video

**NATIONAL CROSSCHECKERS**



**Tim Hallgren**  
National  
Crosschecker



**Steve Hinton**  
National  
Crosschecker



**James Orr**  
National  
Crosschecker



# TIGERS SCOUTING DIRECTORY

## REGIONAL CROSSCHECKERS



**Taylor Black**  
East Regional  
Crosschecker



**Tim Grieve**  
Midwest Regional  
Crosschecker



**Justin Henry**  
Central Regional  
Crosschecker



**Dave Lottsfeldt**  
West Regional  
Crosschecker

## AREA SCOUTS



**Nick Avila**  
S. FL,  
PR, Virgin Islands



**Bryson Barber**  
FL - Panhandle,  
GA, SC



**Jim Bretz**  
New England, NJ,  
NY, E. PA, E. Can.



**Darold Brown**  
N. CA, N. NV



**RJ Burgess**  
North/Central  
Florida



**Austin Cousino**  
MI, WI, OH,  
N. IN/IL, W. PA



**Dave Dangler**  
AK, ID, MT, OR, WA,  
WY, W. Can.



**Ryan Johnson**  
KS, NE, ND, SD,  
IA, MN, MO



**Joey Lothrop**  
AZ, UT, NM, CO,  
El Paso - TX



**Tim McWilliam**  
S. CA, HI



**Steve Pack**  
S. CA, S. NV



**George Schaefer**  
S. TX



**Mike Smith**  
AL, MS, LA



**Steve Taylor**  
N. TX, OK, AR



**Matt Zmuda**  
VA, MD, WV, D.C.,  
DE, PA, NC



**Harold Zonder**  
KY, TN, S. IL, S. IN

## PART-TIME SCOUTS



**German Geigel**  
PR



**Deryl Horton**  
MI



**Mark Monahan**  
MI



**Clyde Weir**  
MI



**INTERNATIONAL SCOUTING**



**Tom Moore**  
Director,  
International  
Operations



**Miguel Garcia**  
Director,  
Latin American  
Scouting



**Kevin Hooker**  
Coordinator,  
Pacific Rim  
Scouting



**Alejandro Rodriguez**  
International  
Crosschecker



**Jeff Wetherby**  
International  
Crosschecker



**Rafael Gonzalez**  
Coordinator,  
International  
Operations

**LATIN AMERICAN SCOUTING**



**Aldo Perez**  
Scouting Supervisor,  
Dominican  
Republic



**Ramon Perez**  
Special Assignment  
Scout, Dominican  
Republic



**Oliver Arias**  
Special Assignment  
Scout, Dominican  
Republic



**Edward Burgos**  
Dominican  
Republic




**Rodolfo Penalo**  
Dominican  
Republic



**Miguel Rodriguez**  
Dominican  
Republic



**Carlos Santana**  
Dominican  
Republic



**Wilfredo Crespo**  
Administrator,  
Dominican Academy



**Jimmy Ortiz**  
Administrator,  
Dominican Academy



**Jesus Mendoza**  
Scouting Supervisor,  
Venezuela




**Oscar Garcia**  
Operations  
Administrator/Scout  
Venezuela



**Raul Leiva**  
Venezuela




**Delvis Pacheco**  
Venezuela



**Jose Zambrano**  
Venezuela



**Pedro Vivas**  
Video Assistant,  
Venezuela



**Pedro Castellano**  
Mexico




**Luis Molina**  
Panama

**PACIFIC RIM SCOUTING**



**Michael Hsieh**  
Taiwan



**Kan Ikeda**  
Japan



**Ho-Kyun Im**  
Korea



# TIGERS 2020 MLB FIRST-YEAR PLAYER DRAFT

R#	Name	Pos.	Ht.	Wt.	B/T	School
1	Spencer Torkelson	3B	6-1	220	R/R	Arizona State University
2	Dillon Dingler	C	6-2	215	R/R	Ohio State University
CBB	Daniel Cabrera	LF	6-1	195	L/L	Louisiana State University
3	Trei Cruz	SS	6-2	195	S/R	Rice University
4	Gage Workman	3B	6-4	200	S/R	Arizona State University
5	Colt Keith	3B	6-3	210	L/R	Biloxi High School (MS)

## TIGERS MINOR LEAGUE PLAYERS

### ACEVEDO, YONEIRY MANUEL

HEIGHT: 5-10  
WEIGHT: 150

BATS: S  
THROWS: R

RECOMMENDED/SIGNED BY: Aldo Perez/Carlos Santana (Tigers)

HOW OBTAINED: Signed by the Tigers as a non-drafted free agent on July 3, 2017

### SHORTSTOP

BORN: December 4, 2000 - Santo Domingo Norte, DR  
RESIDENCE: Santo Domingo Norte, DR

### ALFONZO, ELIEZER VICENTE

HEIGHT: 5-10  
WEIGHT: 155

BATS: S  
THROWS: R

RECOMMENDED/SIGNED BY: Alejandro Rodriguez/Raul Leiva (Tigers)

HOW OBTAINED: Signed by the Tigers as a non-drafted free agent on July 4, 2016

### CATCHER

BORN: September 23, 1999 - Barcelona, VZ  
RESIDENCE: Barcelona, VZ

### AMES, NICK

HEIGHT: 6-3  
WEIGHT: 240

BATS: L  
THROWS: R

RECOMMENDED/SIGNED BY: Steve Pack (Tigers)

SCHOOL: University of Nevada, Las Vegas

HOW OBTAINED: Selected by the Tigers in the 15th round of the 2018 MLB Draft

### FIRST BASEMAN

BORN: November 25, 1996 - Tucson, AZ  
RESIDENCE: Las Vegas, NV

### APPLETON, JOSE FERNANDO

HEIGHT: 6-3  
WEIGHT: 172

BATS: R  
THROWS: R

RECOMMENDED/SIGNED BY: Ramon Perez/Miguel Rodriguez (Tigers)

HOW OBTAINED: Signed by the Tigers as a non-drafted free agent on October 22, 2014

### RIGHTHANDED PITCHER

BORN: July 2, 1997 - San Pedro de Macoris, DR  
RESIDENCE: San Pedro de Macoris, DR

### ARRIERA, GIOVANNI (GIO) E.

HEIGHT: 6-2  
WEIGHT: 220

BATS: R  
THROWS: R

RECOMMENDED/SIGNED BY: Nick Avila (Tigers)

SCHOOL: Palm Beach State Junior College (FL)

HOW OBTAINED: Selected by the Tigers in the fourth round of the 2017 MLB Draft

### RIGHTHANDED PITCHER

BORN: June 7, 1998 - Hialeah, FL  
RESIDENCE: Hialeah, FL

### BAEZ, JOEL MANUEL

HEIGHT: 6-4  
WEIGHT: 185

BATS: R  
THROWS: R

RECOMMENDED/SIGNED BY: Aldo Pérez/Rodolfo Penalo (Tigers)

HOW OBTAINED: Signed by the Tigers as a non-drafted free agent on January 15, 2021

### RIGHTHANDED PITCHER

BORN: August 19, 2002 - San Cristóbal, DR  
RESIDENCE: San Cristóbal, DR

### BASS, BRADLEY (BRAD) ALEXANDER

HEIGHT: 6-6  
WEIGHT: 250

BATS: R  
THROWS: R

RECOMMENDED/SIGNED BY: Jeff Kunkel (Tigers)

SCHOOL: University of Notre Dame

HOW OBTAINED: Selected by the Tigers in the seventh round of the 2017 MLB Draft

### RIGHTHANDED PITCHER

BORN: February 15, 1996 - Chicago, IL  
RESIDENCE: New Lenox, IL

### BASTARDO, YEREMI

HEIGHT: 5-9  
WEIGHT: 160

BATS: L  
THROWS: L

RECOMMENDED/SIGNED BY: Jesus Mendoza (Tigers)

HOW OBTAINED: Signed by the Tigers as a non-drafted free agent on March 14, 2019

### LEFTHANDED PITCHER

BORN: January 13, 2002 - Monagas, VZ  
RESIDENCE: Monagas, VZ

### BASTIDAS, ABEL JESUS

HEIGHT: 6-2  
WEIGHT: 165

BATS: S  
THROWS: R

RECOMMENDED/SIGNED BY: Jesus Mendoza (Tigers)

HOW OBTAINED: Signed by the Tigers as a non-drafted free agent on January 15, 2021

### SHORTSTOP

BORN: November 24, 2003 - Carora, VZ  
RESIDENCE: Barquisimeto, VZ

### BAUTISTA, SEBASTIÁN

HEIGHT: 6-3  
WEIGHT: 190

BATS: R  
THROWS: R

RECOMMENDED/SIGNED BY: Aldo Perez/Carlos Santana (Tigers)

HOW OBTAINED: Signed by the Tigers as a non-drafted free agent on September 6, 2019

### OUTFIELDER

BORN: May 17, 2013 - San Cristóbal, DR  
RESIDENCE: San Cristóbal, DR

# TIGERS MINOR LEAGUE PLAYERS



## BAUZA, ADOLFO ALEJANDRO

HEIGHT: 6-2  
WEIGHT: 160

BATS: R  
THROWS: R

RECOMMENDED/SIGNED BY: Raul Leiva/Alejandro Rodriguez (Tigers)  
HOW OBTAINED: Signed by the Tigers as a non-drafted free agent on July 5, 2017

## RIGHTHANDED PITCHER

BORN: September 27, 2000 - Porlamar, VZ  
RESIDENCE: Porlamar, VZ

## BEATTIE, MATTHEW JAMES

HEIGHT: 6-3  
WEIGHT: 185

BATS: R  
THROWS: R

RECOMMENDED/SIGNED BY: Kevin Hooker/Glenn Williams (Tigers)  
HOW OBTAINED: Signed by the Tigers as a non-drafted free agent on February 12, 2017

## RIGHTHANDED PITCHER

BORN: January 5, 1999 - Glen Waverly, AUS  
RESIDENCE: Glen Waverly, AUS

## BELLORIN, LUIS ELDY

HEIGHT: 5-11  
WEIGHT: 170

BATS: R  
THROWS: R

RECOMMENDED/SIGNED BY: Jesus Mendoza (Tigers)  
HOW OBTAINED: Signed by the Tigers as a non-drafted free agent on August 15, 2019

## RIGHTHANDED PITCHER

BORN: July 26, 2000 - Sucre, VZ  
RESIDENCE: Sucre, VZ

## BENÍTEZ, LÁZARO LESTER

HEIGHT: 6-0  
WEIGHT: 190

BATS: R  
THROWS: R

RECOMMENDED/SIGNED BY: Oliver Arias (Tigers)  
HOW OBTAINED: Signed by the Tigers as a non-drafted free agent on July 4, 2018

## OUTFIELDER

BORN: October 15, 1999 - Pinar del Rio, CU  
RESIDENCE: Bonao, DR

## BERGNER, AUSTIN

HEIGHT: 6-5  
WEIGHT: 205

BATS: R  
THROWS: R

RECOMMENDED/SIGNED BY: Taylor Black (Tigers)  
SCHOOL: University of North Carolina  
HOW OBTAINED: Selected by the Tigers in the ninth round of the 2019 MLB Draft

## RIGHTHANDED PITCHER

BORN: May 1, 1997 - Boca Raton, FL  
RESIDENCE: Windermere, FL

## BIENLIEN, MICHAEL JAMES

HEIGHT: 6-3  
WEIGHT: 222

BATS: R  
THROWS: R

RECOMMENDED/SIGNED BY: Taylor Black (Tigers)  
SCHOOL: North Carolina State University  
HOW OBTAINED: Selected by the Tigers in the 24th round of the 2019 MLB Draft

## RIGHTHANDED PITCHER

BORN: March 19, 1998 - Honolulu, HI  
RESIDENCE: Springfield, VA

## BLACKWOOD, NOLAN WALLACE

HEIGHT: 6-5  
WEIGHT: 185

BATS: R  
THROWS: R

SCHOOL: University of Memphis  
HOW OBTAINED: Acquired by the Tigers along with Logan Shore from Oakland as players to be named later in exchange for Mike Fiers on August 18, 2018

## RIGHTHANDED PITCHER

BORN: March 16, 1995 - Memphis, TN  
RESIDENCE: Southaven, MS

## BOJARSKI, ULRICH

HEIGHT: 6-3  
WEIGHT: 190

BATS: R  
THROWS: R

RECOMMENDED/SIGNED BY: Kevin Hooker/Glenn Williams (Tigers)  
HOW OBTAINED: Signed by the Tigers as a non-drafted free agent on July 27, 2016

## RIGHT FIELDER

BORN: September 15, 1998 - East London, South Africa  
RESIDENCE: Perth, AUS

## BOLÍVAR, JESÚS HUMBERTO

HEIGHT: 6-0  
WEIGHT: 165

BATS: R  
THROWS: R

RECOMMENDED/SIGNED BY: Jesus Mendoza (Tigers)  
HOW OBTAINED: Signed by the Tigers as a non-drafted free agent on November 22, 2018

## OUTFIELDER

BORN: March 23, 2002 - Puerto Cabello, VZ  
RESIDENCE: Puerto Cabello, VZ

## BOYER, JORGE LUIS

HEIGHT: 6-4  
WEIGHT: 182

BATS: L  
THROWS: L

RECOMMENDED/SIGNED BY: Jesus Mendoza/Oscar Garcia (Tigers)  
HOW OBTAINED: Signed by the Tigers as a non-drafted free agent on July 3, 2019

## LEFTHANDED PITCHER

BORN: April 15, 2003 - Miranda, VZ  
RESIDENCE: Miranda, VZ

## BRAVO, YDAN ENRIQUE

HEIGHT: 6-1  
WEIGHT: 165

BATS: R  
THROWS: R

RECOMMENDED/SIGNED BY: Jesus Mendoza (Tigers)  
HOW OBTAINED: Signed by the Tigers as a non-drafted free agent on July 4, 2018

## SHORTSTOP

BORN: October 14, 2001 - Maracaibo, VZ  
RESIDENCE: Maracaibo, VZ

## BRETE, JAISON

HEIGHT: 6-1  
WEIGHT: 160

BATS: R  
THROWS: R

RECOMMENDED/SIGNED BY: Aldo Perez/Miguel Rodriguez (Tigers)  
HOW OBTAINED: Signed by the Tigers as a Minor League free agent on January 28, 2019

## RIGHTHANDED PITCHER

BORN: April 27, 2001 - San Pedro de Macoris, DR  
RESIDENCE: San Pedro de Macoris, DR



# TIGERS MINOR LEAGUE PLAYERS

## BRICENO, IGNACIO DE JESUS

**HEIGHT:** 5-11  
**WEIGHT:** 155  
**BATS:** L  
**THROWS:** L  
**RECOMMENDED/SIGNED BY:** Delvis Pacheco/Jesus Mendoza (Tigers)  
**HOW OBTAINED:** Signed by the Tigers as a non-drafted free agent on October 20, 2019

## LEFTHANDED PITCHER

**BORN:** June 4, 2001 - Zulia, VZ  
**RESIDENCE:** Zulia, VZ

## BRIESKE, BEAU

**HEIGHT:** 6-3  
**WEIGHT:** 200  
**BATS:** R  
**THROWS:** R  
**RECOMMENDED/SIGNED BY:** Joey Lothrop (Tigers)  
**HOW OBTAINED:** Selected by the Tigers in the 27th round of the 2019 MLB Draft

## RIGHANDED PITCHER

**BORN:** April 5, 1998 - Chandler, AZ  
**RESIDENCE:** Chandler, AZ

## BURKS, MICHAEL JEREMIAH

**HEIGHT:** 6-2  
**WEIGHT:** 200  
**BATS:** R  
**THROWS:** R  
**RECOMMENDED/SIGNED BY:** Scott Cerny (Tigers)  
**SCHOOL:** Fresno State University  
**HOW OBTAINED:** Selected by the Tigers in the eighth round of the 2018 MLB Draft

## SECOND BASEMAN

**BORN:** January 8, 1997 - Fairfield, CA  
**RESIDENCE:** Vacaville, CA

## CABRERA, DANIEL [DANNY] REED

**HEIGHT:** 6-1  
**WEIGHT:** 201  
**BATS:** L  
**THROWS:** L  
**RECOMMENDED/SIGNED BY:** Mike Smith (Tigers)  
**SCHOOL:** Louisiana State University  
**HOW OBTAINED:** Selected by the Tigers in the second round of the 2020 MLB Draft

## OUTFIELDER

**BORN:** September 5, 1998 - New Orleans, LA  
**RESIDENCE:** Baton Rouge, LA

## CALDERÓN, CÉSAR EMILIO

**HEIGHT:** 6-2  
**WEIGHT:** 170  
**BATS:** R  
**THROWS:** R  
**RECOMMENDED/SIGNED BY:** Aldo Perez/Carlos Santana (Tigers)  
**HOW OBTAINED:** Signed by the Tigers as a non-drafted free agent on April 25, 2019

## SHORTSTOP

**BORN:** November 1, 2001 - Santo Domingo, DR  
**RESIDENCE:** Santo Domingo, DR

## CALZADILLA, CRISTIAN YSLEIKER

**HEIGHT:** 5-10  
**WEIGHT:** 160  
**BATS:** R  
**THROWS:** R  
**RECOMMENDED/SIGNED BY:** Jesus Mendoza/Oscar Garcia (Tigers)  
**HOW OBTAINED:** Signed by the Tigers as a non-drafted free agent on July 4, 2018

## CATCHER

**BORN:** October 17, 2001 - Caracas, VZ  
**RESIDENCE:** Miranda, VZ

## CAMPOS, ROBERTO CARLOS

**HEIGHT:** 6-3  
**WEIGHT:** 200  
**BATS:** R  
**THROWS:** R  
**RECOMMENDED/SIGNED BY:** Oliver Arias/Aldo Perez (Tigers)  
**HOW OBTAINED:** Signed by the Tigers as a non-drafted free agent on July 2, 2019

## OUTFIELDER

**BORN:** June 14, 2003 - Havana, CU  
**RESIDENCE:** Juan Dolio, DR

## CAMPOS, ULICES

**HEIGHT:** 5-10  
**WEIGHT:** 185  
**BATS:** R  
**THROWS:** R  
**RECOMMENDED/SIGNED BY:** Aldo Perez/Carlos Santana (Tigers)  
**HOW OBTAINED:** Signed by the Tigers as a non-drafted free agent on February 18, 2020

## RIGHANDED PITCHER

**BORN:** December 14, 2001 - Tamayo, DR  
**RESIDENCE:** Tamayo, DR

## CARLTON, DREW MICHAEL

**HEIGHT:** 6-1  
**WEIGHT:** 207  
**BATS:** R  
**THROWS:** R  
**RECOMMENDED/SIGNED BY:** RJ Burgess (Tigers)  
**SCHOOL:** Florida State University  
**HOW OBTAINED:** Selected by the Tigers in the 32nd round of the 2017 MLB Draft

## RIGHANDED PITCHER

**BORN:** September 8, 1995 - Lakeland, FL  
**RESIDENCE:** Winter Haven, FL

## CARPENTER, KERRY WILLIAM

**HEIGHT:** 6-2  
**WEIGHT:** 220  
**BATS:** L  
**THROWS:** R  
**RECOMMENDED/SIGNED BY:** Matt Zmuda (Tigers)  
**SCHOOL:** Virginia Tech  
**HOW OBTAINED:** Selected by the Tigers in the 19th round of the 2019 MLB Draft

## OUTFIELDER

**BORN:** September 2, 1995 - Eustis, FL  
**RESIDENCE:** Eustis, FL

## CASTILLO, RAFAEL EDUARDO

**HEIGHT:** 5-10  
**WEIGHT:** 155  
**BATS:** R  
**THROWS:** R  
**RECOMMENDED/SIGNED BY:** Jesus Mendoza (Tigers)  
**HOW OBTAINED:** Signed by the Tigers as a non-drafted free agent on September 14, 2018

## INFIELDER

**BORN:** April 18, 2002 - Yaritagua, VZ  
**RESIDENCE:** Yaritagua, VZ

## CASTILLO, RAYNER RAFAEL

**HEIGHT:** 6-3  
**WEIGHT:** 180  
**BATS:** R  
**THROWS:** R  
**RECOMMENDED/SIGNED BY:** Aldo Perez (Tigers)  
**HOW OBTAINED:** Signed by the Tigers as a non-drafted free agent on January 15, 2021

## RIGHANDED PITCHER

**BORN:** June 30, 2004 - Montecristi, DR  
**RESIDENCE:** Montecristi, DR

**CHACON, ESNEY RAFAEL**

HEIGHT: 6-1  
WEIGHT: 160

BATS: R  
THROWS: R

RECOMMENDED/SIGNED BY: Alejandro Rodriguez/Raul Leiva (Tigers)  
HOW OBTAINED: Signed by the Tigers as a non-drafted free agent on July 4, 2016

**OUTFIELDER**

BORN: March 17, 2000 - Puerto La Cruz, VZ  
RESIDENCE: La Asuncion, VZ

**CHALAS, RONNY**

HEIGHT: 5-10  
WEIGHT: 162

BATS: R  
THROWS: R

RECOMMENDED/SIGNED BY: Aldo Perez/Carlos Santana (Tigers)  
HOW OBTAINED: Signed by the Tigers as a non-drafted free agent on November 11, 2019

**RIGHTHANDED PITCHER**

BORN: August 19, 2002 - Samana, DR  
RESIDENCE: Santo Domingo, DR

**CHENTOUF, YASIN [YAYA]**

HEIGHT: 5-9  
WEIGHT: 170

BATS: R  
THROWS: R

RECOMMENDED/SIGNED BY: Brad Fidler (Tigers)  
SCHOOL: University of Pittsburgh  
HOW OBTAINED: Selected by the Tigers in the 36th round of the 2018 MLB Draft

**RIGHTHANDED PITCHER**

BORN: June 18, 1997 - Orlando, FL  
RESIDENCE: Coceo, FL

**COBURN, JOSHUA [JOSH] LYNN**

HEIGHT: 6-5  
WEIGHT: 195

BATS: L  
THROWS: L

RECOMMENDED/SIGNED BY: Bryson Barber (Tigers)  
SCHOOL: Kennesaw State University  
HOW OBTAINED: Selected by the Tigers in the 25th round of the 2019 MLB Draft

**LEFTHANDED PITCHER**

BORN: June 3, 1998 - Alamo, TN  
RESIDENCE: Alamo, TN

**CORDERO, JUAN ERNESTO**

HEIGHT: 6-0  
WEIGHT: 165

BATS: R  
THROWS: R

RECOMMENDED/SIGNED BY: Jesus Mendoza (Tigers)  
HOW OBTAINED: Signed by the Tigers as a non-drafted free agent on December 18, 2018

**RIGHTHANDED PITCHER**

BORN: July 24, 2002 - Acarigua, VZ  
RESIDENCE: Araure, VZ

**CORTES, MAXIMO RANDEL**

HEIGHT: 6-1  
WEIGHT: 170

BATS: R  
THROWS: R

RECOMMENDED/SIGNED BY: Ramon Perez/Carlos Santana (Tigers)  
HOW OBTAINED: Signed by the Tigers as a non-drafted free agent on August 12, 2016

**RIGHTHANDED PITCHER**

BORN: November 18, 1999 - Sanchez, DR  
RESIDENCE: Santo Domingo, DR

**COSHOW, CALE T.**

HEIGHT: 6-5  
WEIGHT: 260

BATS: R  
THROWS: R

SCHOOL: Oklahoma Christian University  
HOW OBTAINED: Signed by the Tigers as a Minor League free agent on February 17, 2021

**RIGHTHANDED PITCHER**

BORN: July 16, 1992 - Edmond, OK  
RESIDENCE: Edmond, OK

**CRUZ, ANGEL ENRIQUE**

HEIGHT: 5-11  
WEIGHT: 165

BATS: R  
THROWS: R

RECOMMENDED/SIGNED BY: Aldo Perez/Carlos Santana (Tigers)  
HOW OBTAINED: Signed by the Tigers as a non-drafted free agent on July 2, 2018

**INFIELDER**

BORN: September 17, 2001 - Fantino, DR  
RESIDENCE: Fantino, DR

**CRUZ, JESUS ANTONIO**

HEIGHT: 6-4  
WEIGHT: 185

BATS: R  
THROWS: R

RECOMMENDED/SIGNED BY: Aldo Perez/Miguel Rodriguez (Tigers)  
HOW OBTAINED: Signed by the Tigers as a non-drafted free agent on August 8, 2018

**RIGHTHANDED PITCHER**

BORN: October 8, 2000 - Moca, DR  
RESIDENCE: Moca, DR

**CRUZ, TREI JOSE**

HEIGHT: 6-2  
WEIGHT: 204

BATS: S  
THROWS: R

SCHOOL: Rice University  
RECOMMENDED/SIGNED BY: Bryce Mosier (Tigers)  
HOW OBTAINED: Selected by the Tigers in the third round of the 2020 MLB Draft

**SHORTSTOP**

BORN: July 5, 1998 - Toronto, ON, CAN  
RESIDENCE: Houston, TX

**DA SILVA, ALEXSSON JESUS**

HEIGHT: 6-2  
WEIGHT: 180

BATS: R  
THROWS: R

RECOMMENDED/SIGNED BY: Alejandro Rodriguez (Tigers)  
HOW OBTAINED: Signed by the Tigers as a non-drafted free agent on August 15, 2019

**RIGHTHANDED PITCHER**

BORN: September 2, 2002 - Miranda, VZ  
RESIDENCE: Miranda, VZ

**DAVILA, NICHOLAS [NICK]**

HEIGHT: 6-3  
WEIGHT: 204

BATS: R  
THROWS: R

SCHOOL: University of South Florida  
RECOMMENDED/SIGNED BY: R.J. Burgess (Tigers)  
HOW OBTAINED: Signed by the Tigers as a non-drafted free agent on July 7, 2020

**RIGHTHANDED PITCHER**

BORN: November 21, 1998 - Hialeah, FL  
RESIDENCE: Hialeah, FL



## TIGERS MINOR LEAGUE PLAYERS

### DE JESUS, ANGEL

HEIGHT: 6-4  
WEIGHT: 185  
RECOMMENDED/SIGNED BY: Miguel Rodriguez/Ramon Perez (Tigers)  
HOW OBTAINED: Signed by the Tigers as a non-drafted free agent on May 10, 2016

BATS: R  
THROWS: R

### RIGHTHANDED PITCHER

BORN: February 13, 1997 - Samana, DR  
RESIDENCE: Samana, DR

### DE LA CRUZ, DANEURYS

HEIGHT: 5-11  
WEIGHT: 160  
RECOMMENDED/SIGNED BY: Aldo Perez/Miguel Rodriguez (Tigers)  
HOW OBTAINED: Signed by the Tigers as a non-drafted free agent on May 26, 2018

BATS: R  
THROWS: R

### CATCHER

BORN: April 27, 2001 - Monte Plata, DR  
RESIDENCE: Santo Domingo, DR

### DE LA CRUZ, ISRAEL

HEIGHT: 6-0  
WEIGHT: 162  
RECOMMENDED/SIGNED BY: Ramon Perez/Carlos Santana/Aldo Perez (Tigers)  
HOW OBTAINED: Signed by the Tigers as a non-drafted free agent on July 3, 2013

BATS: S  
THROWS: R

### RIGHTHANDED PITCHER

BORN: June 15, 1997 - Fantino, DR  
RESIDENCE: Los Alcarrizos, DR

### DE LA CRUZ, JOSE ENRIQUE

HEIGHT: 6-0  
WEIGHT: 190  
RECOMMENDED/SIGNED BY: Aldo Perez/Carlos Santana (Tigers)  
HOW OBTAINED: Signed by the Tigers as a non-drafted free agent on July 3, 2018

BATS: R  
THROWS: R

### OUTFIELDER

BORN: January 3, 2002 - Fantino, DR  
RESIDENCE: Fantino, DR

### DE LA CRUZ, SANDEL ELIAS

HEIGHT: 6-2  
WEIGHT: 185  
RECOMMENDED/SIGNED BY: Ramon Perez/Miguel Rodriguez (Tigers)  
HOW OBTAINED: Signed by the Tigers as a non-drafted free agent on October 17, 2016

BATS: R  
THROWS: R

### RIGHTHANDED PITCHER

BORN: August 6, 1996 - Consuelo, DR  
RESIDENCE: Consuelo, DR

### DE LA ROSA, ERIC LUIS

HEIGHT: 6-4  
WEIGHT: 175  
RECOMMENDED/SIGNED BY: Steve Pack (Tigers)  
SCHOOL: Grossmont Junior College (CA)  
HOW OBTAINED: Selected by the Tigers in the seventh round of the 2018 MLB Draft

BATS: R  
THROWS: R

### CENTER FIELDER

BORN: June 3, 1997 - San Diego, CA  
RESIDENCE: Lemon Grove, CA

### DE LEON, JENSY JOSE

HEIGHT: 6-0  
WEIGHT: 175  
RECOMMENDED/SIGNED BY: Aldo Perez/Carlos Santana (Tigers)  
HOW OBTAINED: Signed by the Tigers as a non-drafted free agent on January 15, 2021

BATS: R  
THROWS: R

### INFIELDER

BORN: May 14, 2004 - La Romana, DR  
RESIDENCE: La Romana, DR

### DE LEON, LUIS ENRIQUE

HEIGHT: 6-0  
WEIGHT: 170  
RECOMMENDED/SIGNED BY: Aldo Perez/Rodolfo Penalo (Tigers)  
HOW OBTAINED: Signed by the Tigers as a non-drafted free agent on November 23, 2018

BATS: R  
THROWS: R

### RIGHTHANDED PITCHER

BORN: May 22, 2000 - Barahona, DR  
RESIDENCE: Barahona, DR

### DE LOS SANTOS, RAUDY

HEIGHT: 5-11  
WEIGHT: 155  
RECOMMENDED/SIGNED BY: Aldo Perez/Rodolfo Penalo (Tigers)  
HOW OBTAINED: Signed by the Tigers as a non-drafted free agent on July 2, 2019

BATS: L  
THROWS: L

### SHORTSTOP

BORN: March 18, 2003 - San Cristobal, DR  
RESIDENCE: San Cristobal, DR

### DECASTER, ETHAN

HEIGHT: 6-4  
WEIGHT: 209  
RECOMMENDED/SIGNED BY: Taylor Black (Tigers)  
SCHOOL: Duke University  
HOW OBTAINED: Selected by the Tigers in the 18th round of the 2018 MLB Draft

BATS: R  
THROWS: R

### RIGHTHANDED PITCHER

BORN: October 27, 1994 - St. Paul, MN  
RESIDENCE: Shoreview, MN

### DEATHERAGE, ANDREW (BROCK) BROCKINGTON

HEIGHT: 6-1  
WEIGHT: 175  
RECOMMENDED/SIGNED BY: Taylor Black (Tigers)  
SCHOOL: North Carolina State University  
HOW OBTAINED: Selected by the Tigers in the 10th round of the 2018 MLB Draft

BATS: L  
THROWS: L

### OUTFIELDER

BORN: September 12, 1995 - Burlington, NC  
RESIDENCE: Gibsonville, NC

### DEL POZO, MIGUEL EDUARDO

HEIGHT: 6-1  
WEIGHT: 180  
HOW OBTAINED: Selected by the Tigers as a Minor League free agent on January 4, 2021

BATS: L  
THROWS: L

### LEFTHANDED PITCHER

BORN: October 14, 1992 - Santo Domingo, DR  
RESIDENCE: Santo Domingo, DR



# TIGERS MINOR LEAGUE PLAYERS



## DELLINGER, JACK GORDON

**HEIGHT:** 6-6  
**WEIGHT:** 225  
**RECOMMENDED/SIGNED BY:** Matthew Zmuda (Tigers)  
**SCHOOL:** Virginia Tech  
**HOW OBTAINED:** Selected by the Tigers in the 32nd round of the 2019 MLB Draft

**BATS:** R  
**THROWS:** R

## RIGHTHANDED PITCHER

**BORN:** February 12, 1998 - Bellevue, WA  
**RESIDENCE:** Seattle, WA

## DEY, GRIFFIN

**HEIGHT:** 6-2  
**WEIGHT:** 220  
**RECOMMENDED/SIGNED BY:** Jim Bretz (Tigers)  
**SCHOOL:** Yale University  
**HOW OBTAINED:** Selected by the Tigers in the 23rd round of the 2019 MLB Draft

**BATS:** R  
**THROWS:** R

## FIRST BASEMAN

**BORN:** July 19, 1996 - Pound Ridge, NY  
**RESIDENCE:** Pound Ridge, NY

## DI MONTE, DANIELE

**HEIGHT:** 6-2  
**WEIGHT:** 187  
**RECOMMENDED/SIGNED BY:** Jeff Wetherby (Tigers)  
**HOW OBTAINED:** Signed by the Tigers as a non-drafted free agent on December 18, 2018

**BATS:** R  
**THROWS:** R

## RIGHTHANDED PITCHER

**BORN:** February 16, 2002 - Monfalcone, Italy  
**RESIDENCE:** Ronchi dei Legionari, Italy

## DÍAZ, JOSÉ AMADO

**HEIGHT:** 6-5  
**WEIGHT:** 200  
**RECOMMENDED/SIGNED BY:** Aldo Perez/Carlos Santana (Tigers)  
**HOW OBTAINED:** Signed by the Tigers as a non-drafted free agent on November 29, 2017

**BATS:** R  
**THROWS:** R

## RIGHTHANDED PITCHER

**BORN:** May 12, 2000 - Nagua, DR  
**RESIDENCE:** Nagua, DR

## DÍAZ, YIMMY ANTHONY

**HEIGHT:** 5-10  
**WEIGHT:** 155  
**RECOMMENDED/SIGNED BY:** Jesus Mendoza/Raul Leiva (Tigers)  
**HOW OBTAINED:** Signed by the Tigers as a non-drafted free agent on January 16, 2021

**BATS:** S  
**THROWS:** R

## SHORTSTOP

**BORN:** February 19, 2004 - Puerto Ordaz, VZ  
**RESIDENCE:** Puerto Cabello, VZ

## DOMINGUEZ, ANTONIO JESUS

**HEIGHT:** 5-9  
**WEIGHT:** 150  
**RECOMMENDED/SIGNED BY:** Oscar Garcia/Jesus Mendoza (Tigers)  
**HOW OBTAINED:** Signed by the Tigers as a non-drafted free agent on July 5, 2017

**BATS:** R  
**THROWS:** R

## SHORTSTOP

**BORN:** April 25, 2001 - Cua, VZ  
**RESIDENCE:** Cua, VZ

## DUGAS, DAYTON JOSEPH

**HEIGHT:** 6-3  
**WEIGHT:** 230  
**RECOMMENDED/SIGNED BY:** Ryan Johnson (Tigers)  
**SCHOOL:** Wichita State University  
**HOW OBTAINED:** Selected by the Tigers in the 16th round of the 2018 MLB Draft

**BATS:** R  
**THROWS:** R

## OUTFIELDER

**BORN:** June 9, 1997 - Lake Charles, LA  
**RESIDENCE:** Lake Charles, LA

## DUNN JR., CORDELL CORNELIUS

**HEIGHT:** 6-0  
**WEIGHT:** 190  
**RECOMMENDED/SIGNED BY:** Steve Taylor (Tigers)  
**SCHOOL:** Grayson County College  
**HOW OBTAINED:** Selected by the Tigers in the 30th round of the 2019 MLB Draft

**BATS:** R  
**THROWS:** R

## CATCHER

**BORN:** June 25, 1999 - Memphis, TN  
**RESIDENCE:** Olive Branch, MS

## ESQUERRA, TREVIN JACOB

**HEIGHT:** 6-1  
**WEIGHT:** 205  
**SCHOOL:** Loyola Marymount University  
**RECOMMENDED/SIGNED BY:** Tim McWilliam (Tigers)  
**HOW OBTAINED:** Signed by the Tigers as a non-drafted free agent on July 1, 2020

**BATS:** S  
**THROWS:** R

## INFIELDER

**BORN:** May 20, 1998 - San Diego, CA  
**RESIDENCE:** San Diego, CA

## ESTEVEZ, GEURY ANTONIO

**HEIGHT:** 6-0  
**WEIGHT:** 180  
**RECOMMENDED/SIGNED BY:** Aldo Perez/Carlos Santana (Tigers)  
**HOW OBTAINED:** Signed by the Tigers as a non-drafted free agent on July 2, 2018

**BATS:** S  
**THROWS:** R

## SHORTSTOP

**BORN:** February 20, 2002 - Santo Domingo, DR  
**RESIDENCE:** Santo Domingo, DR

## FAJARDO, RODOLFO VALENTIN

**HEIGHT:** 6-3  
**WEIGHT:** 165  
**RECOMMENDED/SIGNED BY:** Alejandro Rodriguez/Raul Leiva (Tigers)  
**HOW OBTAINED:** Signed by the Tigers as a non-drafted free agent on February 9, 2017

**BATS:** L  
**THROWS:** L

## LEFTHANDED PITCHER

**BORN:** February 17, 2000 - Anzoategui, VZ  
**RESIDENCE:** Anzoátegui, VZ

## FANA, NOMAR ALEXANDER

**HEIGHT:** 5-11  
**WEIGHT:** 185  
**RECOMMENDED/SIGNED BY:** Aldo Perez/Carlos Santana/Miguel Rodriguez (Tigers)  
**HOW OBTAINED:** Signed by the Tigers as a non-drafted free agent on February 15, 2020

**BATS:** S  
**THROWS:** R

## OUTFIELDER

**BORN:** September 28, 2002 - Santo Domingo Este, DR  
**RESIDENCE:** Santo Domingo Este, DR



# TIGERS MINOR LEAGUE PLAYERS

## FENELON, WILMER

**HEIGHT:** 6-3  
**WEIGHT:** 170  
**RECOMMENDED/SIGNED BY:** Aldo Perez/Miguel Rodriguez (Tigers)  
**HOW OBTAINED:** Signed by the Tigers as a non-drafted free agent on September 30, 2017

**BATS:** R  
**THROWS:** R

## RIGHTHANDED PITCHER

**BORN:** October 18, 2000 - Santo Domingo, DR  
**RESIDENCE:** Santo Domingo, DR

## FENELON, WILMER ANTONIO

**HEIGHT:** 6-3  
**WEIGHT:** 194  
**RECOMMENDED/SIGNED BY:** Aldo Perez/Carlos Santana (Tigers)  
**HOW OBTAINED:** Signed by the Tigers as a non-drafted free agent on July 2, 2019

**BATS:** R  
**THROWS:** R

## RIGHTHANDED PITCHER

**BORN:** June 12, 2003 - Santo Domingo Centro, DR  
**RESIDENCE:** Santo Domingo Centro, DR

## FERNANDEZ, CHAVEZ

**HEIGHT:** 6-3  
**WEIGHT:** 205  
**RECOMMENDED/SIGNED BY:** R.J. Burgess (Tigers)  
**SCHOOL:** Polk State Junior College (FL)  
**HOW OBTAINED:** Selected by the Tigers in the 35th round of the 2018 MLB Draft

**BATS:** R  
**THROWS:** R

## RIGHTHANDED PITCHER

**BORN:** July 7, 1997 - Freeport, Bahamas  
**RESIDENCE:** Freeport, Bahamas

## FIGUEROA, ADONIS

**HEIGHT:** 6-2  
**WEIGHT:** 170  
**RECOMMENDED/SIGNED BY:** Aldo Perez/Carlos Santana (Tigers)  
**HOW OBTAINED:** Signed by the Tigers as a non-drafted free agent on July 4, 2017

**BATS:** L  
**THROWS:** L

## OUTFIELDER

**BORN:** May 5, 2001 - Santo Domingo, DR  
**RESIDENCE:** Santo Domingo, DR

## FLORES, WILMER DE JESUS

**HEIGHT:** 6-4  
**WEIGHT:** 244  
**RECOMMENDED/SIGNED BY:** Joey Lothrop (Tigers)  
**SCHOOL:** Arizona Western JC  
**HOW OBTAINED:** Signed by the Tigers as a non-drafted free agent on July 8, 2020

**BATS:** R  
**THROWS:** R

## RIGHTHANDED PITCHER

**BORN:** February 20, 2001 - Valencia, VZ  
**RESIDENCE:** Southwest Ranches, FL

## FOLEY, JASON JOSEPH

**HEIGHT:** 6-4  
**WEIGHT:** 215  
**RECOMMENDED/SIGNED BY:** Jim Bretz (Tigers)  
**SCHOOL:** Sacred Heart University  
**HOW OBTAINED:** Signed by the Tigers as a non-drafted free agent on August 2, 2016

**BATS:** R  
**THROWS:** R

## RIGHTHANDED PITCHER

**BORN:** November 1, 1995 - Manhasset, NY  
**RESIDENCE:** Bellmore, NY

## FRANCISCO, ROBERTO FRANCISCO

**HEIGHT:** 6-3  
**WEIGHT:** 190  
**RECOMMENDED/SIGNED BY:** Aldo Perez/Carlos Santana (Tigers)  
**HOW OBTAINED:** Signed by the Tigers as a non-drafted free agent on December 8, 2017

**BATS:** R  
**THROWS:** R

## RIGHTHANDED PITCHER

**BORN:** March 1, 1999 - Santo Domingo, DR  
**RESIDENCE:** Santo Domingo, DR

## GARCÍA, PEDRO ISMAEL

**HEIGHT:** 6-1  
**WEIGHT:** 170  
**RECOMMENDED/SIGNED BY:** Raul Leiva/Alejandro Rodriguez (Tigers)  
**HOW OBTAINED:** Signed by the Tigers as a non-drafted free agent on July 5, 2017

**BATS:** R  
**THROWS:** R

## CATCHER

**BORN:** May 22, 2001 - Carúpano, VZ  
**RESIDENCE:** Carúpano, VZ

## GARCIA, RUBEN

**HEIGHT:** 6-4  
**WEIGHT:** 220  
**SCHOOL:** Eastern Florida State College  
**HOW OBTAINED:** Selected by the Tigers from Baltimore in the Minor League phase of the 2019 Rule 5 Draft

**BATS:** R  
**THROWS:** R

## RIGHTHANDED PITCHER

**BORN:** August 2, 1996 - Port Saint Lucie, FL  
**RESIDENCE:** Port Saint Lucie, FL

## GARDEA, DARIO EMMANUEL

**HEIGHT:** 6-2  
**WEIGHT:** 210  
**RECOMMENDED/SIGNED BY:** Alejandro Rodriguez (Tigers)  
**HOW OBTAINED:** Signed by the Tigers as a non-drafted free agent on January 11, 2018

**BATS:** R  
**THROWS:** R

## RIGHTHANDED PITCHER

**BORN:** January 29, 1999 - Chihuahua, MEX  
**RESIDENCE:** Chihuahua, MEX

## GIBSON, CAMERON (CAM) MICHAEL

**HEIGHT:** 6-1  
**WEIGHT:** 198  
**RECOMMENDED/SIGNED BY:** Tom Osowski (Tigers)  
**SCHOOL:** Michigan State University  
**HOW OBTAINED:** Selected by the Tigers in the fifth round of the 2015 MLB Draft

**BATS:** L  
**THROWS:** R

## CENTER FIELDER

**BORN:** February 12, 1994 - Grosse Pointe, MI  
**RESIDENCE:** Novi, MI

## GONZALEZ, ALVARO EMILIO

**HEIGHT:** 6-0  
**WEIGHT:** 170  
**RECOMMENDED/SIGNED BY:** Jesus Mendoza/Alejandro Rodriguez (Tigers)  
**HOW OBTAINED:** Signed by the Tigers as a non-drafted free agent on July 5, 2017

**BATS:** S  
**THROWS:** R

## SHORTSTOP

**BORN:** September 16, 2000 - Carabobo, VZ  
**RESIDENCE:** Carabobo, VZ

# TIGERS MINOR LEAGUE PLAYERS



PLAYER DEVELOPMENT & SCOUTING

## GONZALEZ, ELIEZER

**HEIGHT:** 6-1  
**WEIGHT:** 160  
**BATS:** L  
**THROWS:** L  
**RECOMMENDED/SIGNED BY:** Aldo Perez/Edward Burgos (Tigers)  
**HOW OBTAINED:** Signed by the Tigers as a non-drafted free agent on December 13, 2019

## RIGHTHANDED PITCHER

**BORN:** December 21, 2000 - San Jose de Ocoa, DR  
**RESIDENCE:** San Jose de Ocoa, DR

## GONZALEZ, YARIEL RICARLO

**HEIGHT:** 5-11  
**WEIGHT:** 195  
**BATS:** S  
**THROWS:** R  
**SCHOOL:** University of Science and Arts of Oklahoma  
**HOW OBTAINED:** Signed by the Tigers as a Minor League free agent on January 14, 2021

## SECOND BASEMAN

**BORN:** June 1, 1994 - Mayagüez, PR  
**RESIDENCE:** San Sebastian, PR

## GREEN, MAX

**HEIGHT:** 6-1  
**WEIGHT:** 175  
**BATS:** L  
**THROWS:** L  
**RECOMMENDED/SIGNED BY:** Tim McWilliam (Tigers)  
**SCHOOL:** Pepperdine University  
**HOW OBTAINED:** Selected by the Tigers in the eighth round of the 2017 MLB Draft

## LEFTHANDED PITCHER

**BORN:** May 28, 1996 - Torrance, CA  
**RESIDENCE:** Rolling Hills Estate, CA

## GUZMAN, CARLOS ALBERTO

**HEIGHT:** 6-1  
**WEIGHT:** 170  
**BATS:** R  
**THROWS:** R  
**RECOMMENDED/SIGNED BY:** Alejandro Rodriguez/Delvis Pacheco (Tigers)  
**HOW OBTAINED:** Signed by the Tigers as a non-drafted free agent on March 4, 2015

## RIGHTHANDED PITCHER

**BORN:** May 16, 1998 - Maracay, VZ  
**RESIDENCE:** Aragua, VZ

## HAMPTON, REECE

**HEIGHT:** 5-10  
**WEIGHT:** 170  
**BATS:** S  
**THROWS:** R  
**RECOMMENDED/SIGNED BY:** Taylor Black (Tigers)  
**SCHOOL:** University of North Carolina at Charlotte  
**HOW OBTAINED:** Selected by the Tigers in the 12th round of the 2018 MLB Draft

## CENTER FIELDER

**BORN:** July 19, 1996 - St. Paul, MN  
**RESIDENCE:** Charlotte, NC

## HERNANDEZ, WILKEL FERNANDO

**HEIGHT:** 6-3  
**WEIGHT:** 160  
**BATS:** R  
**THROWS:** R  
**HOW OBTAINED:** Acquired by the Tigers along with Troy Montgomery from Los Angeles (AL) in exchange for Ian Kinsler on December 13, 2017

## RIGHTHANDED PITCHER

**BORN:** April 13, 1999 - La Carlota, VZ  
**RESIDENCE:** Miranda, VZ

## HERRERA, JUAN DANIEL

**HEIGHT:** 6-3  
**WEIGHT:** 170  
**BATS:** R  
**THROWS:** R  
**RECOMMENDED/SIGNED BY:** Jesus Mendoza/Delvis Pacheco (Tigers)  
**HOW OBTAINED:** Signed by the Tigers as a non-drafted free agent on November 8, 2018

## RIGHTHANDED PITCHER

**BORN:** September 24, 2001 - Higuerote, VZ  
**RESIDENCE:** Puerto Cabello, VZ

## HERRERA, MARTIN MIGUEL

**HEIGHT:** 6-0  
**WEIGHT:** 175  
**BATS:** L  
**THROWS:** R  
**RECOMMENDED/SIGNED BY:** Alejandro Rodriguez (Tigers)  
**HOW OBTAINED:** Signed by the Tigers as a non-drafted free agent on January 11, 2018

## RIGHTHANDED PITCHER

**BORN:** September 22, 2000 - Minatitlán, MEX  
**RESIDENCE:** Minatitlán, MEX

## HILL, GARRETT

**HEIGHT:** 6-0  
**WEIGHT:** 175  
**BATS:** R  
**THROWS:** R  
**RECOMMENDED/SIGNED BY:** Steve Pack (Tigers)  
**SCHOOL:** San Diego State University  
**HOW OBTAINED:** Selected by the Tigers in the 26th round of the 2018 MLB Draft

## RIGHTHANDED PITCHER

**BORN:** January 16, 1996 - Santa Rosa, CA  
**RESIDENCE:** Petaluma, CA

## HOLTON, JAKE WARNER

**HEIGHT:** 6-0  
**WEIGHT:** 210  
**BATS:** R  
**THROWS:** R  
**RECOMMENDED/SIGNED BY:** Ryan Johnson (Tigers)  
**SCHOOL:** Creighton University  
**HOW OBTAINED:** Selected by the Tigers in the 10th round of the 2019 MLB Draft

## FIRST BASEMAN

**BORN:** March 2, 1998 - San Jose, CA  
**RESIDENCE:** Los Gatos, CA

## HOUSTON, ZACHARY (ZAC) MATTHEW

**HEIGHT:** 6-5  
**WEIGHT:** 240  
**BATS:** R  
**THROWS:** R  
**RECOMMENDED/SIGNED BY:** Justin Henry (Tigers)  
**SCHOOL:** Mississippi State University  
**HOW OBTAINED:** Selected by the Tigers in the 11th round of the 2016 MLB Draft

## RIGHTHANDED PITCHER

**BORN:** November 30, 1994 - Slidell, LA  
**RESIDENCE:** Poplarville, MS

## HURTADO, RICARDO ANDRES

**HEIGHT:** 5-10  
**WEIGHT:** 180  
**BATS:** R  
**THROWS:** R  
**RECOMMENDED/SIGNED BY:** Delvis Pacheco/Jesus Mendoza (Tigers)  
**HOW OBTAINED:** Signed by the Tigers as a non-drafted free agent on July 4, 2019

## CATCHER

**BORN:** May 23, 2003 - Carabobo, VZ  
**RESIDENCE:** Carabobo, VZ



# TIGERS MINOR LEAGUE PLAYERS

## HUTCHISON, ANDREW (DREW) SCOTT

HEIGHT: 6-3

WEIGHT: 205

SCHOOL: Lakeland Senior HS (FL)

HOW OBTAINED: Signed by the Tigers as a Minor League free agent on February 27, 2021

BATS: L

THROWS: R

## RIGHTHANDED PITCHER

BORN: August 22, 1990 - Lakeland, FL

RESIDENCE: Tampa, FL

## IBARRA, EDGARDO GABRIEL

HEIGHT: 6-0

WEIGHT: 160

RECOMMENDED/SIGNED BY: Delvis Pacheco/Jesus Mendoza (Tigers)

HOW OBTAINED: Signed by the Tigers as a non-drafted free agent on July 4, 2019

BATS: L

THROWS: L

## LEFTHANDED PITCHER

BORN: June 2, 2003 - Carabobo, VZ

RESIDENCE: Carabobo, VZ

## IRIGROYEN, CARLOS EDUARDO

HEIGHT: 6-2

WEIGHT: 165

RECOMMENDED/SIGNED BY: Delvis Pacheco/Alejandro Rodriguez (Tigers)

HOW OBTAINED: Signed by the Tigers as a non-drafted free agent on July 5, 2017

BATS: R

THROWS: R

## INFIELDER

BORN: March 21, 2001 - Carabobo, VZ

RESIDENCE: Carabobo, VZ

## JAVIER, XAVIER

HEIGHT: 6-4

WEIGHT: 174

RECOMMENDED/SIGNED BY: Ramon Perez/Carlos Santana (Tigers)

HOW OBTAINED: Signed by the Tigers as a non-drafted free agent on October 31, 2014

BATS: R

THROWS: R

## RIGHTHANDED PITCHER

BORN: February 9, 1998 - Santo Domingo, DR

RESIDENCE: Santo Domingo, DR

## JIMÉNEZ, FRANCISCO ALBERTO

HEIGHT: 6-2

WEIGHT: 194

RECOMMENDED/SIGNED BY: Aldo Perez/Alejandro Rodriguez (Tigers)

HOW OBTAINED: Signed by the Tigers as a non-drafted free agent on December 8, 2017

BATS: R

THROWS: R

## RIGHTHANDED PITCHER

BORN: March 23, 1999 - La Romana, DR

RESIDENCE: La Romana, DR

## JIMÉNEZ, JEREMY JOSE

HEIGHT: 6-3

WEIGHT: 185

RECOMMENDED/SIGNED BY: Jesus Mendoza/Delvis Pacheco (Tigers)

HOW OBTAINED: Signed by the Tigers as a non-drafted free agent on December 12, 2017

BATS: R

THROWS: R

## CATCHER

BORN: March 3, 2001 - Turmero, VZ

RESIDENCE: Turmero, VZ

## JIMÉNEZ, MARCO ANTONIO

HEIGHT: 6-0

WEIGHT: 165

RECOMMENDED/SIGNED BY: Ramon Perez/Aldo Perez (Tigers)

HOW OBTAINED: Signed by the Tigers as a non-drafted free agent on September 30, 2016

BATS: R

THROWS: R

## RIGHTHANDED PITCHER

BORN: December 6, 1999 - San Francisco De Macoris, DR

RESIDENCE: San Francisco De Macoris, DR

## JOHNSON, COOPER

HEIGHT: 6-0

WEIGHT: 215

RECOMMENDED/SIGNED BY: Mike Smith (Tigers)

SCHOOL: University of Mississippi

HOW OBTAINED: Selected by the Tigers in the sixth round of the 2019 MLB Draft

BATS: R

THROWS: R

## CATCHER

BORN: April 25, 1998 - Los Angeles, CA

RESIDENCE: Mundelein, IL

## JOYCE, COREY AUSTIN

HEIGHT: 6-1

WEIGHT: 190

RECOMMENDED/SIGNED BY: Taylor Black (Tigers)

SCHOOL: North Carolina Central University

HOW OBTAINED: Selected by the Tigers in the 12th round of the 2019 MLB Draft

BATS: R

THROWS: R

## SHORTSTOP

BORN: August 19, 1998 - Lexington, NC

RESIDENCE: Lexington, NC

## KEITH, COLTEN (COLT) THOMAS

HEIGHT: 6-3

WEIGHT: 211

RECOMMENDED/SIGNED BY: Mike Smith (Tigers)

SCHOOL: Biloxi HS (MS)

HOW OBTAINED: Selected by the Tigers in the fifth round of the 2020 MLB Draft

BATS: L

THROWS: R

## THIRD BASEMAN

BORN: August 14, 2001 - Zanesville, OH

RESIDENCE: Biloxi, MS

## KENLEY, JACK SPRINGER

HEIGHT: 6-0

WEIGHT: 185

RECOMMENDED/SIGNED BY: Steve Taylor (Tigers)

SCHOOL: University of Arkansas

HOW OBTAINED: Selected by the Tigers in the eighth round of the 2019 MLB Draft

BATS: L

THROWS: R

## SHORTSTOP

BORN: October 8, 1997 - Germantown, TN

RESIDENCE: Germantown, TN

## KERR, JAMES (JIMMY) F.

HEIGHT: 6-2

WEIGHT: 205

RECOMMENDED/SIGNED BY: Jeff Kunkel (Tigers)

SCHOOL: University of Michigan

HOW OBTAINED: Selected by the Tigers in the 33rd round of the 2019 MLB Draft

BATS: L

THROWS: R

## THIRD BASEMAN

BORN: March 21, 1997 - Scottsdale, AZ

RESIDENCE: Dallas, TX

# TIGERS MINOR LEAGUE PLAYERS



## KESSLER, SAMUEL (SAM) LOUIS

**HEIGHT:** 6-1  
**WEIGHT:** 192  
**RECOMMENDED/SIGNED BY:** Matt Zmuda (Tigers)  
**SCHOOL:** West Virginia University  
**HOW OBTAINED:** Selected by the Tigers in the 34th round of the 2019 MLB Draft

## RIGHTHANDED PITCHER

**BORN:** December 16, 1997 - New York, NY  
**RESIDENCE:** Mount Sinai, NY

## KING, CARSON DANIEL

**HEIGHT:** 6-2  
**WEIGHT:** 205  
**SCHOOL:** College of Central Florida  
**RECOMMENDED/SIGNED BY:** R.J. Burgess (Tigers)  
**HOW OBTAINED:** Signed by the Tigers as a non-drafted free agent on June 30, 2020

## RIGHTHANDED PITCHER

**BORN:** December 5, 1999 - Lewistown, PA  
**RESIDENCE:** Reedsville, PA

## KING, JOSE MANUEL

**HEIGHT:** 6-0  
**WEIGHT:** 160  
**HOW OBTAINED:** Acquired by the Tigers along with Sergio Alcántara and Dawel Lugo from Arizona in exchange for J.D. Martinez on July 18, 2017.

## SHORTSTOP

**BORN:** January 16, 1999 - La Romana, DR  
**RESIDENCE:** La Romana, DR

## KIRBY, CHANCE WESLEY

**HEIGHT:** 5-11  
**WEIGHT:** 195  
**RECOMMENDED/SIGNED BY:** Matt Lea (Tigers)  
**SCHOOL:** University of Texas at San Antonio  
**HOW OBTAINED:** Selected by the Tigers in the 25th round of the 2018 MLB Draft

## RIGHTHANDED PITCHER

**BORN:** July 19, 1995 - Austin, TX  
**RESIDENCE:** San Antonio, TX

## KREIDLER, RYAN

**HEIGHT:** 6-4  
**WEIGHT:** 208  
**RECOMMENDED/SIGNED BY:** Tim McWilliam (Tigers)  
**SCHOOL:** UCLA  
**HOW OBTAINED:** Selected by the Tigers in the fourth round of the 2019 MLB Draft

## SHORTSTOP

**BORN:** November 12, 1997 - Davis, CA  
**RESIDENCE:** Davis, CA

## LUDWIG, ADAM JOSEPH (A.J.)

**HEIGHT:** 6-5  
**WEIGHT:** 216  
**RECOMMENDED/SIGNED BY:** Chris Wimmer (Tigers)  
**SCHOOL:** Wichita State University  
**HOW OBTAINED:** Selected by the Tigers in the 11th round of the 2014 MLB Draft

## RIGHTHANDED PITCHER

**BORN:** December 24, 1992 - Omaha, NE  
**RESIDENCE:** Omaha, NE

## LANDAETA, ABRAHAM JESUS

**HEIGHT:** 6-2  
**WEIGHT:** 175  
**RECOMMENDED/SIGNED BY:** Jesús Mendoza/Delvis Pacheco/Oscar García/Raúl Leiva (Tigers)  
**HOW OBTAINED:** Signed by the Tigers as a non-drafted free agent on July 2, 2019

## RIGHTHANDED PITCHER

**BORN:** November 29, 2000 - Ocumare del Tuy, VZ  
**RESIDENCE:** Ocumare del Tuy, VZ

## LANGWORTHY, AUSTIN BLAKE

**HEIGHT:** 5-10  
**WEIGHT:** 200  
**RECOMMENDED/SIGNED BY:** R.J. Burgess (Tigers)  
**SCHOOL:** University of Florida  
**HOW OBTAINED:** Signed by the Tigers as a non-drafted free agent on June 30, 2020

## OUTFIELDER

**BORN:** September 8, 1997 - Gainesville, FL  
**RESIDENCE:** Williston, FL

## LAURENCIO, LUIS

**HEIGHT:** 6-2  
**WEIGHT:** 235  
**RECOMMENDED/SIGNED BY:** Ramon Perez/Carlos Santana (Tigers)  
**HOW OBTAINED:** Signed by the Tigers as a non-drafted free agent on July 2, 2015

## FIRST BASEMAN

**BORN:** October 6, 1998 - Santo Domingo, DR  
**RESIDENCE:** Santo Domingo, DR

## LEITER JR., MARK

**HEIGHT:** 6-0  
**WEIGHT:** 195  
**SCHOOL:** New Jersey Institute of Technology  
**HOW OBTAINED:** Signed by the Tigers as a Minor League free agent on March 2, 2021

## RIGHTHANDED PITCHER

**BORN:** March 13, 1991 - Ft. Lauderdale, FL  
**RESIDENCE:** Manahawkin, NJ

## LEÓN, ANDRI MOISES

**HEIGHT:** 6-0  
**WEIGHT:** 150  
**RECOMMENDED/SIGNED BY:** Aldo Pérez/Miguel Rodríguez (Tigers)  
**HOW OBTAINED:** Signed by the Tigers as a non-drafted free agent on January 25, 2019

## OUTFIELDER

**BORN:** February 28, 2003 - Puerto La Cruz, VZ  
**RESIDENCE:** Puerto La Cruz, VZ

## LEONARDO, IVERSON ANTONIO

**HEIGHT:** 6-0  
**WEIGHT:** 173  
**RECOMMENDED/SIGNED BY:** Aldo Perez/Carlos Santana (Tigers)  
**HOW OBTAINED:** Signed by the Tigers as a non-drafted free agent on September 1, 2017

## OUTFIELDER

**BORN:** August 21, 2001 - La Romana, DR  
**RESIDENCE:** La Romana, DR



# TIGERS MINOR LEAGUE PLAYERS

## LESCHER, BILLY

**HEIGHT:** 6-4  
**WEIGHT:** 215  
**RECOMMENDED/SIGNED BY:** Brad Fidler (Tigers)  
**SCHOOL:** University of Pennsylvania  
**HOW OBTAINED:** Selected by the Tigers in the 17th round of the 2017 MLB Draft

**BATS:** R  
**THROWS:** R

## RIGHTHANDED PITCHER

**BORN:** September 17, 1995 - Alexandria, VA  
**RESIDENCE:** Jacksonville, FL

## LESTER, JOSHUA (JOSH) BENJAMIN

**HEIGHT:** 6-3  
**WEIGHT:** 225  
**RECOMMENDED/SIGNED BY:** Marty Miller (Tigers)  
**SCHOOL:** University of Missouri  
**HOW OBTAINED:** Selected by the Tigers in the 13th round of the 2015 MLB Draft

**BATS:** L  
**THROWS:** R

## THIRD BASEMAN

**BORN:** July 17, 1994 - Columbus, GA  
**RESIDENCE:** Columbus, GA

## LINIAK, KINGSTON NOLAN

**HEIGHT:** 6-2  
**WEIGHT:** 170  
**RECOMMENDED/SIGNED BY:** Steve Pack (Tigers)  
**SCHOOL:** Mission Hills High School (CA)  
**HOW OBTAINED:** Selected by the Tigers in the fourth round of the 2018 MLB Draft

**BATS:** R  
**THROWS:** R

## CENTER FIELDER

**BORN:** November 11, 1999 - La Jolla, CA  
**RESIDENCE:** San Marcos, CA

## LIPCIUS, ANDRE MARTINAS

**HEIGHT:** 6-1  
**WEIGHT:** 190  
**RECOMMENDED/SIGNED BY:** Harold Zonder (Tigers)  
**SCHOOL:** University of Tennessee  
**HOW OBTAINED:** Selected by the Tigers in the third round of the 2019 MLB Draft

**BATS:** R  
**THROWS:** R

## THIRD BASEMAN

**BORN:** May 22, 1998 - Annapolis, MD  
**RESIDENCE:** Williamsburg, VA

## LOPEZ, ABEL ALDO

**HEIGHT:** 6-1  
**WEIGHT:** 160  
**RECOMMENDED/SIGNED BY:** Aldo Pérez/Carlos Santana (Tigers)  
**HOW OBTAINED:** Signed by the Tigers as a non-drafted free agent on July 2, 2019

**BATS:** R  
**THROWS:** R

## OUTFIELDER

**BORN:** September 5, 2002 - Santo Domingo, DR  
**RESIDENCE:** Santo Domingo, DR

## LOPEZ, LUIS ENRIQUE

**HEIGHT:** 5-11  
**WEIGHT:** 170  
**RECOMMENDED/SIGNED BY:** Jesus Mendoza (Tigers)  
**HOW OBTAINED:** Signed by the Tigers as a non-drafted free agent on April 24, 2019

**BATS:** R  
**THROWS:** R

## RIGHTHANDED PITCHER

**BORN:** December 1, 2000 - Barquisimeto, VZ  
**RESIDENCE:** Barquisimeto, VZ

## MACHADO, JESUS ALEJANDRO

**HEIGHT:** 5-10  
**WEIGHT:** 152  
**RECOMMENDED/SIGNED BY:** Oscar García/Jesús Mendoza (Tigers)  
**HOW OBTAINED:** Signed by the Tigers as a non-drafted free agent on July 3, 2019

**BATS:** R  
**THROWS:** R

## INFIELDER

**BORN:** March 24, 2003 - Caracas, VZ  
**RESIDENCE:** Caracas, VZ

## MACLAREN, COLE ALEXANDER

**HEIGHT:** 5-10  
**WEIGHT:** 190  
**RECOMMENDED/SIGNED BY:** Matt Zmuda (Tigers)  
**SCHOOL:** University of Pittsburgh  
**HOW OBTAINED:** Signed by the Tigers as a non-drafted free agent on June 21, 2019

**BATS:** R  
**THROWS:** R

## CATCHER

**BORN:** June 10, 1997 - Charlottetown, CAN  
**RESIDENCE:** Pittsburgh, PA

## MAGNO, ANDREW GASPAS

**HEIGHT:** 5-11  
**WEIGHT:** 190  
**RECOMMENDED/SIGNED BY:** Jeff Kunkel (Tigers)  
**SCHOOL:** Ohio State University  
**HOW OBTAINED:** Selected by the Tigers in the 15th round of the 2019 MLB Draft

**BATS:** R  
**THROWS:** L

## LEFTHANDED PITCHER

**BORN:** April 30, 1998 - Dublin, OH  
**RESIDENCE:** Dublin, OH

## MARCANO, CARLOS DAVID

**HEIGHT:** 6-2  
**WEIGHT:** 150  
**RECOMMENDED/SIGNED BY:** Jesus Mendoza/Raul Leiva (Tigers)  
**HOW OBTAINED:** Signed by the Tigers as a non-drafted free agent on January 25, 2021

**BATS:** R  
**THROWS:** R

## RIGHTHANDED PITCHER

**BORN:** July 8, 2003 - Maturín, VZ  
**RESIDENCE:** Maturín, VZ

## MARÍN, JAIME JESUS

**HEIGHT:** 5-11  
**WEIGHT:** 198  
**RECOMMENDED/SIGNED BY:** Jesus Mendoza (Tigers)  
**HOW OBTAINED:** Signed by the Tigers as a non-drafted free agent on April 24, 2019

**BATS:** R  
**THROWS:** R

## RIGHTHANDED PITCHER

**BORN:** December 25, 2000 - Maracaibo, VZ  
**RESIDENCE:** Maracaibo, VZ

## MARKET, BRADLEY (BRAD) STEPHEN

**HEIGHT:** 5-10  
**WEIGHT:** 185  
**SCHOOL:** Virginia Tech  
**HOW OBTAINED:** Signed by the Tigers as a Minor League free agent on February 8, 2021

**BATS:** R  
**THROWS:** R

## RIGHTHANDED PITCHER

**BORN:** March 3, 1992 - Baltimore, MD  
**RESIDENCE:** Bel Air, MD

# TIGERS MINOR LEAGUE PLAYERS



## MARTINEZ, DANY RAFAEL

HEIGHT: 5-11  
WEIGHT: 170  
RECOMMENDED/SIGNED BY: Aldo Pérez/Carlos Santana (Tigers)  
HOW OBTAINED: Signed by the Tigers as a non-drafted free agent on July 2, 2019

BATS: R  
THROWS: R

## CATCHER

BORN: June 30, 2003 - Santo Domingo, DR  
RESIDENCE: Santo Domingo, DR

## MARTÍNEZ, HENRY

HEIGHT: 6-1  
WEIGHT: 175  
HOW OBTAINED: Signed by the Tigers as a Minor League free agent on December 29, 2020

BATS: R  
THROWS: R

## RIGHTHANDED PITCHER

BORN: April 27, 1994 - Cabral, DR  
RESIDENCE: Santo Domingo Este, DR

## MARTÍNEZ, JOSÉ JESUS

HEIGHT: 6-2  
WEIGHT: 170  
RECOMMENDED/SIGNED BY: Jesus Mendoza/Raul Leiva (Tigers)  
HOW OBTAINED: Signed by the Tigers as a non-drafted free agent on January 22, 2021

BATS: R  
THROWS: R

## RIGHTHANDED PITCHER

BORN: August 27, 2002 - Barcelona, VZ  
RESIDENCE: Puerto La Cruz, VZ

## MARTINEZ JR., PEDRO PABLO

HEIGHT: 6-2  
WEIGHT: 185  
RECOMMENDED/SIGNED BY: Aldo Perez/Carlos Santana (Tigers)  
HOW OBTAINED: Signed by the Tigers as a non-drafted free agent on September 26, 2017

BATS: R  
THROWS: R

## THIRD BASEMAN

BORN: August 30, 2000 - Santo Domingo, DR  
RESIDENCE: Santo Domingo, DR

## MAULONI, CHRISTOPHER (CHRIS) ANTHONY

HEIGHT: 6-2  
WEIGHT: 207  
SCHOOL: Jacksonville University  
RECOMMENDED/SIGNED BY: R.J. Burgess (Tigers)  
HOW OBTAINED: Signed by the Tigers as a non-drafted free agent on July 7, 2020

BATS: L  
THROWS: R

## RIGHTHANDED PITCHER

BORN: June 16, 1998 - Jacksonville, FL  
RESIDENCE: Orange Park, FL

## MCKAY, DAVID ARMSTRONG

HEIGHT: 6-3  
WEIGHT: 205  
SCHOOL: Florida Atlantic University  
HOW OBTAINED: Claimed off waivers by the Tigers from Seattle on August 6, 2019

BATS: R  
THROWS: R

## RIGHTHANDED PITCHER

BORN: March 31, 1995 - Melbourne, FL  
RESIDENCE: Satellite Beach, FL

## MCMILLAN, SAMUEL (SAM) P.

HEIGHT: 5-10  
WEIGHT: 165  
RECOMMENDED/SIGNED BY: Rj Burgess (Tigers)  
SCHOOL: Suwannee High School (FL)  
HOW OBTAINED: Selected by the Tigers in the fifth round of the 2017 MLB Draft

BATS: R  
THROWS: R

## CATCHER

BORN: December 1, 1998 - Gainesville, FL  
RESIDENCE: Live Oak, FL

## MEADOWS, PARKER KEITH

HEIGHT: 6-5  
WEIGHT: 185  
RECOMMENDED/SIGNED BY: Bryson Barber (Tigers)  
SCHOOL: Grayson High School (GA)  
HOW OBTAINED: Selected by the Tigers in the second round of the 2018 MLB Draft

BATS: L  
THROWS: R

## CENTER FIELDER

BORN: November 2, 1999 - Snellville, GA  
RESIDENCE: Winter Springs, FL

## MELLENDEZ, ANDERSON JOSE

HEIGHT: 6-1  
WEIGHT: 170  
RECOMMENDED/SIGNED BY: Jesús Mendoza (Tigers)  
HOW OBTAINED: Signed by the Tigers as a non-drafted free agent on December 12, 2019

BATS: R  
THROWS: R

## RIGHTHANDED PITCHER

BORN: October 12, 2002 - Barquisimeto, VZ  
RESIDENCE: Barquisimeto, VZ

## MENDOZA, CARLOS EDUARDO

HEIGHT: 5-9  
WEIGHT: 165  
RECOMMENDED/SIGNED BY: Miguel Garcia/Jesus Mendoza/Rafael Gonzalez (Tigers)  
HOW OBTAINED: Signed by the Tigers as a non-drafted free agent on March 6, 2019

BATS: L  
THROWS: R

## INFIELDER

BORN: December 14, 1999 - Miami, FL  
RESIDENCE: Ciudad Bolívar, VZ

## MOJICA, JIMMY WANDER

HEIGHT: 6-0  
WEIGHT: 175  
RECOMMENDED/SIGNED BY: Ramon Perez/Carlos Santana (Tigers)  
HOW OBTAINED: Signed by the Tigers as a non-drafted free agent on July 6, 2016

BATS: R  
THROWS: R

## OUTFIELDER

BORN: May 4, 2000 - Santo Domingo, DR  
RESIDENCE: Santo Domingo, DR

## MONTERO, KEIDER EDUARDO

HEIGHT: 6-1  
WEIGHT: 213  
RECOMMENDED/SIGNED BY: Alejandro Rodriguez/Delvis Pacheco (Tigers)  
HOW OBTAINED: Signed by the Tigers as a non-drafted free agent on August 25, 2016

BATS: R  
THROWS: R

## RIGHTHANDED PITCHER

BORN: July 6, 2000 - Santa Teresa del Tuy, VZ  
RESIDENCE: Santa Teresa del Tuy, VZ



# TIGERS MINOR LEAGUE PLAYERS

## MOORE, ANDREW GEORGE

**HEIGHT:** 6-0  
**WEIGHT:** 185  
**SCHOOL:** Oregon State University  
**HOW OBTAINED:** Signed by the Tigers as a Minor League free agent on January 20, 2021

**BATS:** R  
**THROWS:** R

## RIGHTHANDED PITCHER

**BORN:** June 2, 1994 - Springfield, OR  
**RESIDENCE:** The Colony, TX

## MORENO, WILLIANDER

**HEIGHT:** 6-0  
**WEIGHT:** 160  
**RECOMMENDED/SIGNED BY:** Jesus Mendoza/Delvis Pacheco (Tigers)  
**HOW OBTAINED:** Signed by the Tigers as a non-drafted free agent on January 12, 2018

**BATS:** R  
**THROWS:** R

## RIGHTHANDED PITCHER

**BORN:** March 13, 1999 - Distrito Girardot, VZ  
**RESIDENCE:** Maracay, VZ

## MORGAN, JOSEPH (JOEY) TYLER

**HEIGHT:** 6-0  
**WEIGHT:** 185  
**RECOMMENDED/SIGNED BY:** Dave Dangler (Tigers)  
**SCHOOL:** University of Washington  
**HOW OBTAINED:** Selected by the Tigers in the third round of the 2017 MLB Draft

**BATS:** R  
**THROWS:** R

## CATCHER

**BORN:** August 26, 1996 - Santa Cruz, CA  
**RESIDENCE:** Sumner, WA

## MYERS, DANE MICHAEL

**HEIGHT:** 6-2  
**WEIGHT:** 205  
**RECOMMENDED/SIGNED BY:** Matt Lea (Tigers)  
**SCHOOL:** Rice University  
**HOW OBTAINED:** Selected by the Tigers in the sixth round of the 2017 MLB Draft

**BATS:** R  
**THROWS:** R

## THIRD BASEMAN

**BORN:** March 8, 1996 - Columbus, TX  
**RESIDENCE:** Katy, TX

## NAVIGATO, ANDREW STEVEN

**HEIGHT:** 5-11  
**WEIGHT:** 188  
**RECOMMENDED/SIGNED BY:** Steve Taylor (Tigers)  
**SCHOOL:** Oklahoma State University  
**HOW OBTAINED:** Selected by the Tigers in the 20th round of the 2019 MLB Draft

**BATS:** R  
**THROWS:** R

## SHORTSTOP

**BORN:** May 28, 1998 - Riverside, CA  
**RESIDENCE:** Katy, TX

## NAVILHON, JOSEPH (JOE) CHARLES

**HEIGHT:** 6-0  
**WEIGHT:** 205  
**RECOMMENDED/SIGNED BY:** Tim McWilliam (Tigers)  
**SCHOOL:** University of Southern California  
**HOW OBTAINED:** Selected by the Tigers in the 21st round of the 2016 MLB Draft

**BATS:** R  
**THROWS:** R

## RIGHTHANDED PITCHER

**BORN:** July 13, 1993 - Santa Clara, CA  
**RESIDENCE:** Brentwood, CA

## NVAR, KEVIN ALEXANDER

**HEIGHT:** 5-10  
**WEIGHT:** 170  
**RECOMMENDED/SIGNED BY:** Aldo Perez/Carlos Santana (Tigers)  
**HOW OBTAINED:** Signed by the Tigers as a non-drafted free agent on July 3, 2017

**BATS:** R  
**THROWS:** R

## SHORTSTOP

**BORN:** September 28, 2000 - Bronx, NY  
**RESIDENCE:** Santo Domingo, DR

## NÚÑEZ, HENDRY YOHAN

**HEIGHT:** 6-4  
**WEIGHT:** 180  
**RECOMMENDED/SIGNED BY:** Aldo Perez/Carlos Santana (Tigers)  
**HOW OBTAINED:** Signed by the Tigers as a non-drafted free agent on July 17, 2017

**BATS:** R  
**THROWS:** R

## RIGHTHANDED PITCHER

**BORN:** July 22, 1999 - Santo Domingo, DR  
**RESIDENCE:** Santo Domingo, DR

## OCHOA, JOSE MIGUEL

**HEIGHT:** 5-9  
**WEIGHT:** 162  
**RECOMMENDED/SIGNED BY:** Jesús Mendoza (Tigers)  
**HOW OBTAINED:** Signed by the Tigers as a non-drafted free agent on July 25, 2019

**BATS:** R  
**THROWS:** R

## OUTFIELDER

**BORN:** July 25, 2003 - El Tigre, VZ  
**RESIDENCE:** San Diego, VZ

## O'LOUGHLIN, JACK TE HAKI

**HEIGHT:** 6-5  
**WEIGHT:** 210  
**RECOMMENDED/SIGNED BY:** Kevin Hooker/Glenn Williams (Tigers)  
**HOW OBTAINED:** Signed by the Tigers as a non-drafted free agent on July 16, 2016

**BATS:** L  
**THROWS:** L

## LEFTANDED PITCHER

**BORN:** March 14, 2000 - Adelaide, AUS  
**RESIDENCE:** Adelaide, AUS

## OLIVAS, MARTIN

**HEIGHT:** 6-1  
**WEIGHT:** 170  
**RECOMMENDED/SIGNED BY:** Alejandro Rodriguez (Tigers)  
**HOW OBTAINED:** Signed by the Tigers as a non-drafted free agent on July 25, 2017

**BATS:** R  
**THROWS:** R

## INFIELDER

**BORN:** July 25, 2001 - Baja California, MEX  
**RESIDENCE:** Baja California, MEX

## PACKARD, BRYANT THOMAS

**HEIGHT:** 6-3  
**WEIGHT:** 200  
**RECOMMENDED/SIGNED BY:** Taylor Black (Tigers)  
**SCHOOL:** East Carolina University  
**HOW OBTAINED:** Selected by the Tigers in the fifth round of the 2019 MLB Draft

**BATS:** L  
**THROWS:** R

## LEFTFIELDER

**BORN:** October 6, 1997 - Seattle, WA  
**RESIDENCE:** Greenville, NC



# TIGERS MINOR LEAGUE PLAYERS



## PAYANO, PEDRO JULIO

HEIGHT: 6-2  
WEIGHT: 170  
BATS: R  
THROWS: R

HOW OBTAINED: Signed by the Tigers as a Minor League free agent on February 8, 2021

## RIGHTHANDED PITCHER

BORN: September 27, 1994 - New York, NY  
RESIDENCE: San Francisco de Macoris, DR

## PELEGRÍN, CARLOS EMILIO

HEIGHT: 6-2  
WEIGHT: 180  
BATS: R  
THROWS: R

RECOMMENDED/SIGNED BY: Aldo Perez / Oliver Arias (Tigers)  
HOW OBTAINED: Signed by the Tigers as a non-drafted free agent on January 15, 2021

## OUTFIELDER

BORN: June 21, 2000 - Pinar del Río, CU  
RESIDENCE: Nizao, DR

## PENA, CARLOS MANUEL

HEIGHT: 5-11  
WEIGHT: 160  
BATS: L  
THROWS: L

RECOMMENDED/SIGNED BY: Aldo Perez (Tigers)  
HOW OBTAINED: Signed by the Tigers as a non-drafted free agent on March 6, 2019

## LEFTHANDED PITCHER

BORN: September 7, 1998 - Santiago, DR  
RESIDENCE: Hato Mayor, DR

## PERAZA, JOSE GREGORIO

HEIGHT: 5-11  
WEIGHT: 160  
BATS: R  
THROWS: R

RECOMMENDED/SIGNED BY: Jesus Mendoza/Delvis Pacheco (Tigers)  
HOW OBTAINED: Signed by the Tigers as a non-drafted free agent on July 4, 2018

## RIGHTHANDED PITCHER

BORN: October 29, 2001 - Maracay, VZ  
RESIDENCE: Turmero, VZ

## PEREA, RANDY STIVEN

HEIGHT: 5-11  
WEIGHT: 150  
BATS: R  
THROWS: R

RECOMMENDED/SIGNED BY: Alejandro Rodriguez/Luis Molina (Tigers)  
HOW OBTAINED: Signed by the Tigers as a non-drafted free agent on January 20, 2021

## OUTFIELDER

BORN: January 21, 2004 - Cali, COL  
RESIDENCE: Cali, COL

## PEREZ, CLEIVERTH LEONARDO

HEIGHT: 5-11  
WEIGHT: 167  
BATS: L  
THROWS: L

RECOMMENDED/SIGNED BY: Alejandro Rodriguez/Jesus Mendoza (Tigers)  
HOW OBTAINED: Signed by the Tigers as a non-drafted free agent on July 6, 2016

## LEFTHANDED PITCHER

BORN: February 5, 2000 - Barquisimeto, VZ  
RESIDENCE: Barquisimeto, VZ

## PEREZ, WENCEEL XAVIER

HEIGHT: 5-11  
WEIGHT: 170  
BATS: S  
THROWS: R

RECOMMENDED/SIGNED BY: Ramon Perez/Carlos Santana (Tigers)  
HOW OBTAINED: Signed by the Tigers as a non-drafted free agent on July 2, 2016

## SHORTSTOP

BORN: October 30, 1999 - Azua, DR  
RESIDENCE: Azua, DR

## PEREZ, YERJENI

HEIGHT: 6-1  
WEIGHT: 165  
BATS: R  
THROWS: R

RECOMMENDED/SIGNED BY: Ramon Perez/Aldo Perez (Tigers)  
HOW OBTAINED: Signed by the Tigers as a non-drafted free agent on July 4, 2016

## SHORTSTOP

BORN: February 6, 2000 - Santiago, DR  
RESIDENCE: Santiago, DR

## PÉREZ, YUNIOR ANTONIO

HEIGHT: 6-4  
WEIGHT: 190  
BATS: R  
THROWS: R

HOW OBTAINED: Selected by the Tigers from Chicago (NL) in the Minor League phase of the 2020 Rule 5 Draft

## RIGHTHANDED PITCHER

BORN: December 19, 1998 - Baní, DR  
RESIDENCE: Bani, DR

## PERRY, CONNOR MICHAEL

HEIGHT: 5-11  
WEIGHT: 185  
BATS: L  
THROWS: L

RECOMMENDED/SIGNED BY: Matt Zmuda (Tigers)  
SCHOOL: University of Pittsburgh  
HOW OBTAINED: Selected by the Tigers in the 28th round of the 2019 MLB Draft

## CENTER FIELDER

BORN: April 22, 1997 - North Huntington, PA  
RESIDENCE: Gibsonia, PA

## PETERSON, COLE

HEIGHT: 5-11  
WEIGHT: 160  
BATS: L  
THROWS: R

RECOMMENDED/SIGNED BY: Jim Bretz (Tigers)  
SCHOOL: St. Bonaventure University  
HOW OBTAINED: Selected by the Tigers in the 13th round of the 2017 MLB Draft

## SHORTSTOP

BORN: August 2, 1995 - Johnsonburg, PA  
RESIDENCE: Johnsonburg, PA

## PIMENTEL, YOLDI

HEIGHT: 5-11  
WEIGHT: 190  
BATS: R  
THROWS: R

RECOMMENDED/SIGNED BY: Aldo Perez/Carlos Santana (Tigers)  
HOW OBTAINED: Signed by the Tigers as a non-drafted free agent on January 28, 2019

## RIGHTHANDED PITCHER

BORN: September 15, 2000 - Montecristi, DR  
RESIDENCE: Montecristi, DR



# TIGERS MINOR LEAGUE PLAYERS

## PIÑA, JOSE MIGUEL

HEIGHT: 6-3  
WEIGHT: 170

BATS: R  
THROWS: R

RECOMMENDED/SIGNED BY: Alejandro Rodriguez/Delvis Pacheco (Tigers)

HOW OBTAINED: Signed by the Tigers as a non-drafted free agent on September 5, 2017

## RIGHTHANDED PITCHER

BORN: May 24, 2001 - Aragua, VZ  
RESIDENCE: Aragua, VZ

## PINALES, ERICK

HEIGHT: 6-2  
WEIGHT: 185

BATS: R  
THROWS: R

RECOMMENDED/SIGNED BY: Aldo Perez/Carlos Santana (Tigers)

HOW OBTAINED: Signed by the Tigers as a non-drafted free agent on January 19, 2018

## RIGHTHANDED PITCHER

BORN: January 27, 1999 - San Cristobal, DR  
RESIDENCE: San Cristobal, DR

## PINTO, RICARDO ANTONIO

HEIGHT: 6-0  
WEIGHT: 165

BATS: R  
THROWS: R

HOW OBTAINED: Signed by the Tigers as a Minor League free agent on February 26, 2021

## RIGHTHANDED PITCHER

BORN: January 20, 1994 - Guacara, VZ  
RESIDENCE: San Joaquin, VZ

## PINTO, WLADIMIR RAMON

HEIGHT: 5-11  
WEIGHT: 170

BATS: R  
THROWS: R

RECOMMENDED/SIGNED BY: Alejandro Rodriguez/Delvis Pacheco (Tigers)

HOW OBTAINED: Signed by the Tigers as a non-drafted free agent on November 24, 2014

## RIGHTHANDED PITCHER

BORN: February 12, 1998 - Maracay, VZ  
RESIDENCE: Lakeland, FL

## POLANCO, JUAN FRANCISCO

HEIGHT: 6-1  
WEIGHT: 205

BATS: R  
THROWS: R

RECOMMENDED/SIGNED BY: Aldo Perez/Carlos Santana (Tigers)

HOW OBTAINED: Signed by the Tigers as a non-drafted free agent on July 3, 2018

## RIGHTHANDED PITCHER

BORN: December 30, 2000 - San Francisco de Macoris, DR  
RESIDENCE: San Francisco de Macoris, DR

## POLICELLI, BRADEN (BRADY) MERRITT

HEIGHT: 5-10  
WEIGHT: 195

BATS: R  
THROWS: R

RECOMMENDED/SIGNED BY: Oneri Fleita (Tigers)

SCHOOL: Towson University

HOW OBTAINED: Selected by the Tigers in the 13th round of the 2016 MLB Draft

## CATCHER

BORN: June 24, 1995 - Georgetown, DC  
RESIDENCE: Walkersville, MD

## POTEET JR., DAVID (DJ) PATRICK

HEIGHT: 6-4  
WEIGHT: 210

BATS: S  
THROWS: R

RECOMMENDED/SIGNED BY: Matt Zmuda (Tigers)

SCHOOL: Wake Forest University

HOW OBTAINED: Signed by the Tigers as a non-drafted free agent on July 1, 2020

## OUTFIELDER

BORN: June 12, 1998 - Johns Creek, GA  
RESIDENCE: Johns Creek, GA

## PROCTOR, CHRISTOPHER COLE

HEIGHT: 6-1  
WEIGHT: 175

BATS: L  
THROWS: R

RECOMMENDED/SIGNED BY: Taylor Black (Tigers)

SCHOOL: Duke University

HOW OBTAINED: Selected by the Tigers in the 13th round of the 2018 MLB Draft

## CATCHER

BORN: March 8, 1997 - Gastonia, NC  
RESIDENCE: Lawndale, NC

## QUIGGLE, KONA MONROE

HEIGHT: 6-1  
WEIGHT: 200

BATS: L  
THROWS: L

RECOMMENDED/SIGNED BY: Joey Lothrop (Tigers)

SCHOOL: Grand Canyon University

HOW OBTAINED: Selected by the Tigers in the 16th round of the 2019 MLB Draft

## LEFT FIELDER

BORN: February 1, 1998 - Grand Rapids, MI  
RESIDENCE: Phoenix, AZ

## QUINONES, EMMANUEL

HEIGHT: 6-1  
WEIGHT: 185

BATS: R  
THROWS: R

RECOMMENDED/SIGNED BY: Alejandro Rodriguez (Tigers)

HOW OBTAINED: Signed by the Tigers as a non-drafted free agent on July 24, 2017

## RIGHTHANDED PITCHER

BORN: April 15, 1999 - Veracruz, MEX  
RESIDENCE: Veracruz, MEX

## QUINTANA, NICHOLAS (NICK) RYAN

HEIGHT: 5-10  
WEIGHT: 187

BATS: R  
THROWS: R

RECOMMENDED/SIGNED BY: Joey Lothrop (Tigers)

SCHOOL: University of Arizona

HOW OBTAINED: Selected by the Tigers in the second round of the 2019 MLB Draft

## THIRD BASEMAN

BORN: October 13, 1997 - Las Vegas, NV  
RESIDENCE: Las Vegas, NV

## RACIEL, ALFREDO

HEIGHT: 6-2  
WEIGHT: 165

BATS: R  
THROWS: R

RECOMMENDED/SIGNED BY: Aldo Perez/Miguel Rodriguez (Tigers)

HOW OBTAINED: Signed by the Tigers as a non-drafted free agent on December 18, 2018

## RIGHTHANDED PITCHER

BORN: June 2, 2000 - San Pedro de Macoris, DR  
RESIDENCE: San Pedro de Macoris, DR

# TIGERS MINOR LEAGUE PLAYERS



## REA, YOANDY JESUS

HEIGHT: 6-0  
 WEIGHT: 165  
**BATS:** R  
**THROWS:** R  
**RECOMMENDED/SIGNED BY:** Jesus Mendoza/Delvis Pacheco (Tigers)  
**HOW OBTAINED:** Signed by the Tigers as a non-drafted free agent on November 9, 2017

## CATCHER

**BORN:** June 12, 2000 - Carabobo, VZ  
**RESIDENCE:** Carabobo, VZ

## REINA, JOSE HUMBERTO

HEIGHT: 6-2  
 WEIGHT: 160  
**BATS:** R  
**THROWS:** R  
**RECOMMENDED/SIGNED BY:** Alejandro Rodriguez/Oscar Garcia (Tigers)  
**HOW OBTAINED:** Signed by the Tigers as a non-drafted free agent on July 5, 2017

## OUTFIELDER

**BORN:** February 28, 2001 - Caracas, VZ  
**RESIDENCE:** Miranda, VZ

## REYES, ADINSO

HEIGHT: 6-1  
 WEIGHT: 195  
**BATS:** R  
**THROWS:** R  
**RECOMMENDED/SIGNED BY:** Aldo Perez (Tigers)  
**HOW OBTAINED:** Signed by the Tigers as a non-drafted free agent on July 2, 2018

## INFIELDER

**BORN:** October 22, 2001 - Puerto Plata, DR  
**RESIDENCE:** Puerto Plata, DR

## REYES, ANGEL MIGUEL

HEIGHT: 6-2  
 WEIGHT: 200  
**BATS:** R  
**THROWS:** R  
**RECOMMENDED/SIGNED BY:** Mike Smith (Tigers)  
**SCHOOL:** University of Science and Arts of Oklahoma  
**HOW OBTAINED:** Selected by the Tigers in the 19th round of the 2018 MLB Draft

## RIGHTHANDED PITCHER

**BORN:** October 17, 1997 - Bayamon, PR  
**RESIDENCE:** Bayamon, PR

## REYES, DANIEL ALBERTO

HEIGHT: 6-1  
 WEIGHT: 200  
**BATS:** R  
**THROWS:** R  
**RECOMMENDED/SIGNED BY:** Nick Avila (Tigers)  
**SCHOOL:** University of Miami  
**HOW OBTAINED:** Selected by the Tigers in the 28th round of the 2018 MLB Draft

## OUTFIELDER

**BORN:** September 7, 1996 - Miami Springs, FL  
**RESIDENCE:** Miami Springs, FL

## REYES, GABRIEL

HEIGHT: 6-1  
 WEIGHT: 182  
**BATS:** L  
**THROWS:** L  
**RECOMMENDED/SIGNED BY:** Aldo Perez/Oliver Arias/Carlos Santana (Tigers)  
**HOW OBTAINED:** Signed by the Tigers as a non-drafted free agent on February 15, 2020

## LEFTHANDED PITCHER

**BORN:** July 1, 2003 - Azua, DR  
**RESIDENCE:** Azua, DR

## RICHAN, PAUL DOUGLAS

HEIGHT: 6-2  
 WEIGHT: 200  
**BATS:** R  
**THROWS:** R  
**SCHOOL:** University of San Diego  
**HOW OBTAINED:** Acquired by the Tigers along with Alex Lange from Chicago (NL) in exchange for Nicholas Castellanos on July 31, 2019

## RIGHTHANDED PITCHER

**BORN:** March 26, 1997 - Newhall, CA  
**RESIDENCE:** Valencia, CA

## RICHMOND, NICK

HEIGHT: 6-4  
 WEIGHT: 195  
**BATS:** R  
**THROWS:** R  
**RECOMMENDED/SIGNED BY:** Taylor Black  
**SCHOOL:** Pfeiffer University  
**HOW OBTAINED:** Signed by the Tigers as a non-drafted free agent on July 8, 2019

## RIGHTHANDED PITCHER

**BORN:** April 2, 1998 - Misenheimer, NC  
**RESIDENCE:** Gibsonville, NC

## RIERA, ELIÁN ENRIQUE

HEIGHT: 5-10  
 WEIGHT: 150  
**BATS:** L  
**THROWS:** L  
**RECOMMENDED/SIGNED BY:** Jesus Mendoza (Tigers)  
**HOW OBTAINED:** Signed by the Tigers as a non-drafted free agent on January 15, 2021

## OUTFIELDER

**BORN:** February 23, 2004 - Carora, VZ  
**RESIDENCE:** Carora, VZ

## RIVAS, JOSE GREGORIO

HEIGHT: 5-11  
 WEIGHT: 160  
**BATS:** R  
**THROWS:** R  
**RECOMMENDED/SIGNED BY:** Jesus Mendoza/Delvis Pacheco (Tigers)  
**HOW OBTAINED:** Signed by the Tigers as a non-drafted free agent on November 22, 2018

## RIGHTHANDED PITCHER

**BORN:** December 20, 2001 - Maracay, VZ  
**RESIDENCE:** Valencia, VZ

## RIVERA, REYNALDO

HEIGHT: 6-6  
 WEIGHT: 215  
**BATS:** L  
**THROWS:** R  
**RECOMMENDED/SIGNED BY:** Bryson Barber (Tigers)  
**SCHOOL:** Chipola Junior College (FL)  
**HOW OBTAINED:** Selected by the Tigers in the second round of the 2017 MLB Draft

## FIRST BASEMAN

**BORN:** June 14, 1997 - San Juan, PR  
**RESIDENCE:** West Palm Beach, FL

## RODRIGUEZ, ELVIN MIGUEL

HEIGHT: 6-3  
 WEIGHT: 151  
**BATS:** R  
**THROWS:** R  
**HOW OBTAINED:** Acquired by the Tigers along with Grayson Long from Los Angeles (AL) in exchange for Justin Upton on August 31, 2017

## RIGHTHANDED PITCHER

**BORN:** March 31, 1998 - San Cristobal, DR  
**RESIDENCE:** Bani, DR



## TIGERS MINOR LEAGUE PLAYERS

### RODRÍGUEZ, ERICK DANIEL

HEIGHT: 5-10  
WEIGHT: 185  
RECOMMENDED/SIGNED BY: Alejandro Rodríguez (Tigers)  
HOW OBTAINED: Signed by the Tigers as a non-drafted free agent on July 15, 2019

BATS: R  
THROWS: R

### RIGHTHANDED PITCHER

BORN: March 21, 2002 - Minatitlán, MX  
RESIDENCE: Minatitlán, MX

### RODRÍGUEZ, HÉCTOR MANUEL

HEIGHT: 5-11  
WEIGHT: 190  
RECOMMENDED/SIGNED BY: Aldo Perez/Carlos Santana (Tigers)  
HOW OBTAINED: Signed by the Tigers as a non-drafted free agent on February 15, 2020

BATS: R  
THROWS: R

### RIGHTHANDED PITCHER

BORN: June 6, 2003 - Moca, DR  
RESIDENCE: Moca, DR

### RODRÍGUEZ, JESUS ALBERTO

HEIGHT: 5-11  
WEIGHT: 145  
RECOMMENDED/SIGNED BY: Jesus Mendoza/Raul Leiva (Tigers)  
HOW OBTAINED: Signed by the Tigers as a non-drafted free agent on January 22, 2021

BATS: L  
THROWS: L

### LEFTHANDED PITCHER

BORN: October 15, 2003 - Barcelona, VZ  
RESIDENCE: Barcelona, VZ

### RODRÍGUEZ, JESUS GREGORIO

HEIGHT: 6-3  
WEIGHT: 170  
RECOMMENDED/SIGNED BY: Alejandro Rodríguez (Tigers)  
HOW OBTAINED: Signed by the Tigers as a non-drafted free agent on July 3, 2014

BATS: R  
THROWS: R

### RIGHTHANDED PITCHER

BORN: February 16, 1998 - Carupano, VZ  
RESIDENCE: Araya, VZ

### RODRÍGUEZ, JOSE MIGUEL

HEIGHT: 6-1  
WEIGHT: 170  
RECOMMENDED/SIGNED BY: Aldo Perez/Carlos Santana (Tigers)  
HOW OBTAINED: Signed by the Tigers as a non-drafted free agent on July 3, 2017

BATS: R  
THROWS: R

### OUTFIELDER

BORN: March 19, 2001 - Santo Domingo, DR  
RESIDENCE: Santo Domingo, DR

### RODRÍGUEZ, JUSTIN ALFONZO

HEIGHT: 5-10  
WEIGHT: 155  
RECOMMENDED/SIGNED BY: Jesus Mendoza/Delvis Pacheco (Tigers)  
HOW OBTAINED: Signed by the Tigers as a non-drafted free agent on January 16, 2021

BATS: R  
THROWS: R

### SHORTSTOP

BORN: March 11, 2004 - Villa de Cura, VZ  
RESIDENCE: Villa de Cura, VZ

### RODRÍGUEZ, MOISÉS

HEIGHT: 6-2  
WEIGHT: 170  
RECOMMENDED/SIGNED BY: Jesus Mendoza (Tigers)  
HOW OBTAINED: Signed by the Tigers as a non-drafted free agent on March 14, 2019

BATS: R  
THROWS: R

### RIGHTHANDED PITCHER

BORN: March 3, 2002 - Puerto Cabello, VZ  
RESIDENCE: Puerto Cabello, VZ

### ROJAS, SAMUEL ISAÍAS

HEIGHT: 5-10  
WEIGHT: 190  
RECOMMENDED/SIGNED BY: Delvis Pacheco/Jesús Mendoza (Tigers)  
HOW OBTAINED: Signed by the Tigers as a non-drafted free agent on July 4, 2019

BATS: R  
THROWS: R

### CATCHER

BORN: November 6, 2002 - Valencia, VZ  
RESIDENCE: Puerto Cabello, VZ

### RONDON, NEWREMBERG

HEIGHT: 5-11  
WEIGHT: 170  
RECOMMENDED/SIGNED BY: Jesús Mendoza (Tigers)  
HOW OBTAINED: Signed by the Tigers as a non-drafted free agent on August 15, 2019

BATS: R  
THROWS: R

### CATCHER

BORN: July 10, 2003 - San Felipe, VZ  
RESIDENCE: San Felipe, VZ

### ROSA, DYLAN

HEIGHT: 6-1  
WEIGHT: 210  
RECOMMENDED/SIGNED BY: Jeff Kunkel (Tigers)  
SCHOOL: Kent State University  
HOW OBTAINED: Selected by the Tigers in the 18th round of the 2017 MLB Draft

BATS: R  
THROWS: R

### LEFT FIELDER

BORN: June 27, 1996 - Chicago, IL  
RESIDENCE: Aurora, IL

### ROSOFF, JON

HEIGHT: 5-9  
WEIGHT: 175  
RECOMMENDED/SIGNED BY: Jim Bretz (Tigers)  
SCHOOL: Army  
HOW OBTAINED: Signed by the Tigers as a non-drafted free agent on June 20, 2018

BATS: L  
THROWS: R

### CATCHER

BORN: November 14, 1994 - Chapel Hill, NC  
RESIDENCE: Durham, NC

### ROSS JR., ROBERT (ROBBIE) C.

HEIGHT: 5-11  
WEIGHT: 215  
SCHOOL: Lexington Christian Academy (KY)  
HOW OBTAINED: Signed by the Tigers as a Minor League free agent on January 15, 2021

BATS: L  
THROWS: L

### LEFTHANDED PITCHER

BORN: June 24, 1989 - Lexington, KY  
RESIDENCE: Lexington, KY

# TIGERS MINOR LEAGUE PLAYERS



## SALAZAR, JOSEPH JHONAIKER

HEIGHT: 6-1  
WEIGHT: 175

BATS: R  
THROWS: R

RECOMMENDED/SIGNED BY: Alejandro Rodriguez/Oscar Garcia (Tigers)

HOW OBTAINED: Signed by the Tigers as a non-drafted free agent on July 6, 2016

## RIGHTHANDED PITCHER

BORN: September 24, 1999 - Caracas, VZ  
RESIDENCE: Caracas, VZ

## SALGADO, KENI YOHAN

HEIGHT: 6-2  
WEIGHT: 165

BATS: R  
THROWS: R

RECOMMENDED/SIGNED BY: Jesus Mendoza/Delvis Pacheco (Tigers)

HOW OBTAINED: Signed by the Tigers as a non-drafted free agent on January 16, 2021

## RIGHTHANDED PITCHER

BORN: November 18, 2003 - Naguanagua, VZ  
RESIDENCE: Naguanagua, VZ

## SANDOVAL, JHON EYDER

HEIGHT: 6-2  
WEIGHT: 172

BATS: R  
THROWS: R

RECOMMENDED/SIGNED BY: Alejandro Rodriguez/Jesus Mendoza (Tigers)

HOW OBTAINED: Signed by the Tigers as a non-drafted free agent on July 4, 2016

## LEFT FIELDER

BORN: November 14, 1999 - Chivacoa, VZ  
RESIDENCE: Chivacoa, VZ

## SANTANA, ANDY VLADIMIR

HEIGHT: 6-3  
WEIGHT: 190

BATS: R  
THROWS: R

RECOMMENDED/SIGNED BY: Carlos Santana/Ramon Perez (Tigers)

HOW OBTAINED: Signed by the Tigers as a non-drafted free agent on August 26, 2016

## RIGHTHANDED PITCHER

BORN: October 27, 1999 - San Jose de Ocoa, DR  
RESIDENCE: San Jose de Ocoa, DR

## SANTANA, CRISTIAN ANDRES

HEIGHT: 6-0  
WEIGHT: 170

BATS: R  
THROWS: R

RECOMMENDED/SIGNED BY: Aldo Perez/Carlos Santana (Tigers)

HOW OBTAINED: Signed by the Tigers as a non-drafted free agent on January 15, 2021

## SHORTSTOP

BORN: November 25, 2003 - Azua, DR  
RESIDENCE: Azua, DR

## SEQUEIRA, GABRIEL FRANCISCO

HEIGHT: 6-0  
WEIGHT: 205

BATS: L  
THROWS: L

RECOMMENDED/SIGNED BY: Ryan Johnson (Tigers)

SCHOOL: Texas Wesleyan

HOW OBTAINED: Signed by the Tigers as a non-drafted free agent on July 10, 2020

## LEFTHANDED PITCHER

BORN: August 18, 1997 - Dallas, TX  
RESIDENCE: Cypress, TX

## SEQUERA, MANUEL

HEIGHT: 6-1  
WEIGHT: 170

BATS: R  
THROWS: R

RECOMMENDED/SIGNED BY: Jesus Mendoza (Tigers)

HOW OBTAINED: Signed by the Tigers as a non-drafted free agent on July 3, 2019

## SHORTSTOP

BORN: September 28, 2002 - Lara, VZ  
RESIDENCE: Lara, VZ

## SHEPHERD, ZACHARY (ZAC) WILLIAM DENNIS

HEIGHT: 6-3  
WEIGHT: 185

BATS: R  
THROWS: R

RECOMMENDED/SIGNED BY: Glenn Williams/Kevin Hooker (Tigers)

HOW OBTAINED: Signed by the Tigers as a non-drafted free agent on July 4, 2012

## RIGHTHANDED PITCHER

BORN: September 14, 1995 - Sydney, AUS  
RESIDENCE: Sydney, AUS

## SHERLEY, LUKE

HEIGHT: 6-1  
WEIGHT: 190

BATS: R  
THROWS: R

RECOMMENDED/SIGNED BY: Matt Lea (Tigers)

SCHOOL: Texas State University

HOW OBTAINED: Selected by the Tigers in the 14th round of the 2018 MLB Draft

## SHORTSTOP

BORN: May 7, 1996 - Houston, TX  
RESIDENCE: Spring, TX

## SHORE, LOGAN MICHAEL

HEIGHT: 6-2  
WEIGHT: 215  
SCHOOL: University of Florida

BATS: R  
THROWS: R

HOW OBTAINED: Acquired by the Tigers along with Nolan Blackwood as players to be named later from Oakland in exchange for Mike Fiers on September 19, 2018.

## RIGHTHANDED PITCHER

BORN: December 28, 1994 - St. Paul, MN  
RESIDENCE: Scottsdale, AZ

## SILVA, RICARDO ANTONIO

HEIGHT: 6-1  
WEIGHT: 165

BATS: L  
THROWS: L

RECOMMENDED/SIGNED BY: Alejandro Rodriguez/Jesus Mendoza (Tigers)

HOW OBTAINED: Signed by the Tigers as a non-drafted free agent on July 6, 2016

## LEFTHANDED PITCHER

BORN: April 14, 2000 - Barquisimeto, VZ  
RESIDENCE: Barquisimeto, VZ

## SILVERIO, GRESUAN

HEIGHT: 6-0  
WEIGHT: 202

BATS: S  
THROWS: R

RECOMMENDED/SIGNED BY: Ramon Perez/Carlos Santana (Tigers)

HOW OBTAINED: Signed by the Tigers as a non-drafted free agent on July 2, 2015

## CATCHER

BORN: January 5, 1999 - Puerto Plata, DR  
RESIDENCE: Puerto Plata, DR



# TIGERS MINOR LEAGUE PLAYERS

## SIMCOX, AUSTIN JAY (A.J.)

HEIGHT: 6-3  
 WEIGHT: 188  
**BATS:** R  
**THROWS:** R  
**RECOMMENDED/SIGNED BY:** Harold Zonder (Tigers)  
**SCHOOL:** University of Tennessee  
**HOW OBTAINED:** Selected by the Tigers in the 14th round of the 2015 MLB Draft

## SHORTSTOP

**BORN:** June 22, 1994 - Knoxville, TN  
**RESIDENCE:** Knoxville, TN

## SIRIT, ROLANDO DAVID

HEIGHT: 6-3  
 WEIGHT: 165  
**BATS:** R  
**THROWS:** R  
**RECOMMENDED/SIGNED BY:** Jesus Mendoza/Oscar Garcia (Tigers)  
**HOW OBTAINED:** Signed by the Tigers as a non-drafted free agent on July 4, 2018

## RIGHTHANDED PITCHER

**BORN:** November 12, 2001 - Puerto Cabello, VZ  
**RESIDENCE:** Puerto Cabello, VZ

## SMITH, HUGH

HEIGHT: 6-8  
 WEIGHT: 220  
**BATS:** R  
**THROWS:** R  
**RECOMMENDED/SIGNED BY:** Dave Dangler (Tigers)  
**SCHOOL:** Whitworth University (WA)  
**HOW OBTAINED:** Selected by the Tigers in the sixth round of the 2018 MLB Draft

## RIGHTHANDED PITCHER

**BORN:** March 25, 1997 - Seattle, WA  
**RESIDENCE:** Sammamish, WA

## SOMMERFELD, LUKE KENT

HEIGHT: 6-6  
 WEIGHT: 235  
**BATS:** R  
**THROWS:** R  
**RECOMMENDED/SIGNED BY:** Jim McKew (Tigers)  
**SCHOOL:** Clemson University  
**HOW OBTAINED:** Signed by the Tigers as a non-drafted free agent on August 22, 2019

## RIGHTHANDED PITCHER

**BORN:** July 8, 1996 - St. Louis, MO  
**RESIDENCE:** St. Louis, MO

## ST. JOHN, KENTON LOCKE

HEIGHT: 6-2  
 WEIGHT: 186  
**BATS:** L  
**THROWS:** L  
**SCHOOL:** University of South Alabama  
**HOW OBTAINED:** Signed by the Tigers as a Minor League free agent on December 29, 2020

## LEFTHANDED PITCHER

**BORN:** January 31, 1993 - Birmingham, AL  
**RESIDENCE:** Brentwood, TN

## STUKA, THEODORE (TED) THOMAS

HEIGHT: 6-7  
 WEIGHT: 225  
**BATS:** R  
**THROWS:** R  
**RECOMMENDED/SIGNED BY:** Steve Pack (Tigers)  
**SCHOOL:** UC San Diego  
**HOW OBTAINED:** Selected by the Tigers in the 14th round of the 2019 MLB Draft

## RIGHTHANDED PITCHER

**BORN:** May 13, 1997 - Newport Beach, CA  
**RESIDENCE:** Newport Beach, CA

## TAPIA, SERGIO RAFAEL

HEIGHT: 5-10  
 WEIGHT: 160  
**BATS:** R  
**THROWS:** R  
**RECOMMENDED/SIGNED BY:** Aldo Perez/Oliver Arias (Tigers)  
**HOW OBTAINED:** Signed by the Tigers as a non-drafted free agent on March 6, 2019

## CATCHER

**BORN:** August 24, 2002 - San Cristóbal, DR  
**RESIDENCE:** San Cristóbal, DR

## TASSIN, BRYCE JOSEPH

HEIGHT: 6-2  
 WEIGHT: 212  
**BATS:** R  
**THROWS:** R  
**RECOMMENDED/SIGNED BY:** Mike Smith (Tigers)  
**SCHOOL:** Southeastern Louisiana University  
**HOW OBTAINED:** Selected by the Tigers in the 31st round of the 2019 MLB Draft

## RIGHTHANDED PITCHER

**BORN:** January 11, 1997 - Hammond, LA  
**RESIDENCE:** Roseland, LA

## TAYLOR, BENJAMIN (BEN) A.

HEIGHT: 6-3  
 WEIGHT: 225  
**BATS:** R  
**THROWS:** R  
**SCHOOL:** University of South Alabama  
**HOW OBTAINED:** Signed by the Tigers as a Minor League free agent on February 19, 2021

## RIGHTHANDED PITCHER

**BORN:** November 12, 1992 - Montgomery, AL  
**RESIDENCE:** Wetumpka, AL

## TERRERO, RICHARD RAYLLY

HEIGHT: 6-6  
 WEIGHT: 220  
**BATS:** L  
**THROWS:** L  
**RECOMMENDED/SIGNED BY:** Ramon Perez/Carlos Santana (Tigers)  
**HOW OBTAINED:** Signed by the Tigers as a non-drafted free agent on September 3, 2016

## LEFTHANDED PITCHER

**BORN:** September 9, 1997 - Santo Domingo, DR  
**RESIDENCE:** Santo Domingo, DR

## TOBEY, JARED

HEIGHT: 6-4  
 WEIGHT: 225  
**BATS:** R  
**THROWS:** L  
**RECOMMENDED/SIGNED BY:** Jeff Kunkel (Tigers)  
**SCHOOL:** Wayne State University  
**HOW OBTAINED:** Selected by the Tigers in the 30th round of the 2018 MLB Draft

## LEFTHANDED PITCHER

**BORN:** March 11, 1996 - St. Clair, MI  
**RESIDENCE:** St. Clair, MI

## TORTOSA, CRISTHIAN EDUARDO

HEIGHT: 6-4  
 WEIGHT: 170  
**BATS:** L  
**THROWS:** L  
**RECOMMENDED/SIGNED BY:** Alejandro Rodriguez/Delvis Pacheco (Tigers)  
**HOW OBTAINED:** Signed by the Tigers as a non-drafted free agent on July 6, 2015

## LEFTHANDED PITCHER

**BORN:** October 30, 1998 - La Victoria, VZ  
**RESIDENCE:** La Victoria, VZ

# TIGERS MINOR LEAGUE PLAYERS



## ULLOA, ALEXIS NEOMAR

**HEIGHT:** 5-10  
**WEIGHT:** 150  
**BATS:** R  
**THROWS:** R  
**RECOMMENDED/SIGNED BY:** Jesus Mendoza/Oscar Garcia (Tigers)  
**HOW OBTAINED:** Signed by the Tigers as a non-drafted free agent on July 4, 2018

## INFIELDER

**BORN:** December 18, 2001 - Caracas, VZ  
**RESIDENCE:** Petare, VZ

## VALENCIA, EDUARDO ANDRÉS

**HEIGHT:** 6-2  
**WEIGHT:** 180  
**BATS:** R  
**THROWS:** R  
**RECOMMENDED/SIGNED BY:** Aldo Perez/Carlos Santana (Tigers)  
**HOW OBTAINED:** Signed by the Tigers as a non-drafted free agent on April 24, 2018

## CATCHER

**BORN:** January 25, 2000 - Valencia, VZ  
**RESIDENCE:** Valencia, VZ

## VALENTE, JOHN

**HEIGHT:** 5-11  
**WEIGHT:** 190  
**BATS:** S  
**THROWS:** R  
**RECOMMENDED/SIGNED BY:** Jim Bretz (Tigers)  
**SCHOOL:** St. John's University  
**HOW OBTAINED:** Selected by the Tigers in the 21st round of the 2018 MLB Draft

## THIRD BASEMAN

**BORN:** June 23, 1995 - New Rochelle, NY  
**RESIDENCE:** New Rochelle, NY

## VALERO, MOISES LEANDRO

**HEIGHT:** 6-2  
**WEIGHT:** 185  
**BATS:** R  
**THROWS:** R  
**RECOMMENDED/SIGNED BY:** Delvis Pacheco/Jesus Mendoza (Tigers)  
**HOW OBTAINED:** Signed by the Tigers as a non-drafted free agent on August 15, 2019

## CATCHER

**BORN:** March 1, 2002 - Carabobo, VZ  
**RESIDENCE:** Carabobo, VZ

## VALLÉNILLA, LUIS DANIEL

**HEIGHT:** 5-10  
**WEIGHT:** 170  
**BATS:** R  
**THROWS:** R  
**RECOMMENDED/SIGNED BY:** Jesus Mendoza/Raul Leiva (Tigers)  
**HOW OBTAINED:** Signed by the Tigers as a non-drafted free agent on November 13, 2019

## RIGHTHANDED PITCHER

**BORN:** February 10, 2003 - Sucre, VZ  
**RESIDENCE:** Villa Frontado, VZ

## VÉLIZ, FRANK ALEJANDRO

**HEIGHT:** 5-11  
**WEIGHT:** 160  
**BATS:** R  
**THROWS:** R  
**RECOMMENDED/SIGNED BY:** Alejandro Rodriguez/Oscar Garcia (Tigers)  
**HOW OBTAINED:** Signed by the Tigers as a non-drafted free agent on July 6, 2016

## SHORTSTOP

**BORN:** September 10, 1989 - Caracas, VZ  
**RESIDENCE:** Petare, VZ

## VERDON, JORDAN

**HEIGHT:** 6-3  
**WEIGHT:** 190  
**BATS:** L  
**THROWS:** R  
**RECOMMENDED/SIGNED BY:** Steve Pack (Tigers)  
**SCHOOL:** Granite Hills High School (CA)  
**HOW OBTAINED:** Selected by the Tigers in the 23rd round of the 2018 MLB Draft

## FIRST BASEMAN

**BORN:** January 7, 1997 - San Diego, CA  
**RESIDENCE:** El Cajon, CA

## VILORIA, YOEL DAVID

**HEIGHT:** 5-10  
**WEIGHT:** 160  
**BATS:** S  
**THROWS:** R  
**RECOMMENDED/SIGNED BY:** Raul Leiva/Jesus Mendoza (Tigers)  
**HOW OBTAINED:** Signed by the Tigers as a non-drafted free agent on July 4, 2019

## INFIELDER

**BORN:** April 25, 2003 - Carabobo, VZ  
**RESIDENCE:** Carabobo, VZ

## WALKER, MATTHEW (MATT) DAWSON

**HEIGHT:** 6-3  
**WEIGHT:** 203  
**BATS:** L  
**THROWS:** L  
**RECOMMENDED/SIGNED BY:** Jeff Kunkel (Tigers)  
**SCHOOL:** Illinois State University  
**HOW OBTAINED:** Selected by the Tigers in the 12th round of the 2019 MLB Draft

## LEFTHANDED PITCHER

**BORN:** June 15, 1998 - Morris, IL  
**RESIDENCE:** Morris, IL

## WARD, DREW C.

**HEIGHT:** 6-2  
**WEIGHT:** 229  
**BATS:** L  
**THROWS:** R  
**SCHOOL:** Leedey HS (OK)  
**HOW OBTAINED:** Signed by the Tigers as a Minor League free agent on February 11, 2021

## THIRD BASEMAN

**BORN:** November 25, 1994 - Leedey, OK  
**RESIDENCE:** Edmond, OK

## WELHALF RR, ROBERT (ROBBIE) KENNETH

**HEIGHT:** 6-1  
**WEIGHT:** 190  
**BATS:** R  
**THROWS:** R  
**RECOMMENDED/SIGNED BY:** Taylor Black (Tigers)  
**SCHOOL:** Elon University  
**HOW OBTAINED:** Signed by the Tigers as a non-drafted free agent on June 18, 2018

## RIGHTHANDED PITCHER

**BORN:** May 19, 1995 - Doylestown, PA  
**RESIDENCE:** Pipersville, PA

## WHITE, BRENDAN JAMES

**HEIGHT:** 5-11  
**WEIGHT:** 185  
**BATS:** R  
**THROWS:** R  
**RECOMMENDED/SIGNED BY:** Jim Bretz (Tigers)  
**SCHOOL:** Siena College  
**HOW OBTAINED:** Selected by the Tigers in the 26th round of the 2019 MLB Draft

## RIGHTHANDED PITCHER

**BORN:** November 18, 1998 - White Plains, NY  
**RESIDENCE:** Mahopac, NY



# TIGERS MINOR LEAGUE PLAYERS

## WOLF, ADAM CHARLES

**HEIGHT:** 6-6  
**WEIGHT:** 225  
**RECOMMENDED/SIGNED BY:** Harold Zonder (Tigers)  
**SCHOOL:** University of Louisville  
**HOW OBTAINED:** Selected by the Tigers in the fifth round of the 2018 MLB Draft

**BATS:** L  
**THROWS:** L

## LEFTANDED PITCHER

**BORN:** December 26, 1996 - Norwalk, OH  
**RESIDENCE:** Milan, OH

## WORKMAN, GAGE

**HEIGHT:** 6-4  
**WEIGHT:** 201  
**RECOMMENDED/SIGNED BY:** Joey Lothrop (Tigers)  
**SCHOOL:** Arizona State University  
**HOW OBTAINED:** Selected by the Tigers in the fourth round of the 2020 MLB Draft

**BATS:** S  
**THROWS:** R

## INFIELDER

**BORN:** October 24, 1999 - Meza, AZ  
**RESIDENCE:** Queen Creek, AZ

## ZABOWSKI, COLE EDWIN

**HEIGHT:** 6-5  
**WEIGHT:** 240  
**RECOMMENDED/SIGNED BY:** Mike Smith (Tigers)  
**SCHOOL:** University of Mississippi  
**HOW OBTAINED:** Selected by the Tigers in the 22nd round of the 2019 MLB Draft

**BATS:** L  
**THROWS:** L

## FIRST BASEMAN

**BORN:** November 5, 1997 - Atlanta, GA  
**RESIDENCE:** Smyrna, GA

## ZAMBRANO, DARWYN

**HEIGHT:** 6-2  
**WEIGHT:** 175  
**RECOMMENDED/SIGNED BY:** Delvis Pacheco (Tigers)  
**HOW OBTAINED:** Signed by the Tigers as a non-drafted free agent on March 14, 2019

**BATS:** R  
**THROWS:** R

## RIGHTHANDED PITCHER

**BORN:** July 27, 2000 - Coro, VZ  
**RESIDENCE:** Coro, VZ

## STARS AMONG STARS

Led by Al Kaline's club-record 18 All-Star Game selections, 29 Tigers have been named to three-or-more All-Star squads during their Detroit careers (two games, 1959-62).

No.	Name	Years Selected	No.	Name	Years Selected	
18	Kaline	55-56-57-58-59 <sup>1</sup> -59 <sup>2</sup> -60 <sup>1</sup> -	5	Kell	47-48-49-50-51	
		60 <sup>2</sup> -61 <sup>1</sup> -61 <sup>2</sup> -62 <sup>2</sup> -63-64			83-84-85-86-87	
		65-66-67-71-74			38-41-42-43-44	
11	Freehan	64-65-66-67-68-69-70-	4	Colavito	61 <sup>1</sup> -61 <sup>2</sup> -62 <sup>1</sup> -62 <sup>2</sup>	
		71-72-73-75			92-93-94-96	
8	Kuenn	53-54-55-56-57-58-59 <sup>1</sup> -59 <sup>2</sup>		Horton	65-68-70-73	
7	Bunning	57-59 <sup>1</sup> -61 <sup>1</sup> -61 <sup>2</sup> -62 <sup>1</sup> -62 <sup>2</sup> -63		Morris	81-84-85-86	
		Cabrera	2010-11-12-13-14-15-16	Rodriguez	2004-05-06-07	
6	Bridges	34-35-36-37-38-40	3	Fielder	90-91-93	
		Gehringer			33-34-35-36-37-38	2004-07-08
		Newhouser			42-43-44-46-47-48	84-85-86
		Parrish			80-82-83-84-85-86	60 <sup>1</sup> -60 <sup>2</sup> -61 <sup>1</sup>
		Trammell			80-84-85-87-88-90	69-71-72
5	Cash	2007-09-10-11-12-13		Lolich	65-66-67	
		Greenberg	61 <sup>1</sup> -61 <sup>2</sup> -66-71-72	McAuliffe	66-68-69	
			37-38-39-40-45	McLain	49-51-52	
				Wertz		



# SPRING TRAINING





## PUBLIX FIELD AT JOKER MARCHANT STADIUM TIGERTOWN SPRING TRAINING IN LAKELAND, FLORIDA

### FACTS AND FIGURES

**Stadium Location:** 2301 Lakeland Hills Blvd., Lakeland, FL 33805

**Seating Capacity:** 9,654

**First Game:** March 12, 1966 vs. Minnesota Twins

**Playing Field Distances:** Left Field Line, 340 feet; Center Field, 420 feet; Right Field Line, 340 feet.

The Detroit Tigers return to Spring Training in 2021 for their 85th season in Lakeland, and their 56th at Publix Field at Joker Marchant Stadium.

The Tigers first trained in Lakeland in 1934 at Henley Field before moving a mile north to Joker Marchant Stadium in 1966. In July 2014, the Tigers agreed to extend their relationship with Lakeland for 20 additional years, ensuring their winter home remains in Lakeland for an unprecedented 100 years, through 2036.

Marchant Stadium was named in honor of the late Joker Marchant, Lakeland's former parks and recreation director. The all-concrete grandstand of the stadium was built by the City of Lakeland at a cost of \$500,000, and originally seated 4,900 spectators. Expansion projects beginning in the early 1970s brought the capacity to 7,100, and was recently upped again to more than 9,500. Previous renovations have included the addition of lights that allowed the first night game to be played in Lakeland in 1972, and a food/picnic court that was added in 1994 to enhance the fan experience.

Thanks to the support of the City of Lakeland, Polk County, the State of Florida and Publix, Joker Marchant Stadium underwent significant renovations prior to the 2017 season, improving training facilities for players, meeting space for the coaching staff and the gameday experience for fans.

The Tigers have trained exclusively in Lakeland since 1934, except for a three-year wartime sabbatical to Evansville, IN, from 1943-45. The association between the Detroit Tigers and City of Lakeland remains the longest-lasting relationship between a Major League team and a current Spring Training host city.

The Tigers all-time record at Publix Field at Joker Marchant Stadium is 440-357-32 and 4,401,827 fans have paid to see Tigers Grapefruit League games since the park opened.

### All-Time Tigers Spring Training Sites

1901	Detroit, MI	1913-15	Gulfport, MS	1930	Tampa, FL
1902	Ypsilanti, MI	1916-18	Waxahachie, TX	1931	Sacramento, CA
1903-04	Shreveport, LA	1919-20	Macon, GA	1932	Palo Alto, CA
1905-07	Augusta, GA	1921	San Antonio, TX	1933	San Antonio, TX
1908	Hot Springs, AR	1922-26	Augusta, GA	1934-42	Lakeland, FL
1909-10	San Antonio, TX	1927-28	San Antonio, TX	1943-45	Evansville, IN
1911-12	Monroe, LA	1929	Phoenix, AZ	1946-	Lakeland, FL

**PUBLIX**  **FIELD**  
JOKER MARCHANT STADIUM



**ALL-TIME ATTENDANCE FIGURES**

YEAR	HOME IN FL	ROAD IN FL	TOTAL	OTHER SITES	TOTAL
1966	27,808 (11)	28,180 (11)	55,988 (22)	66,359 (4)	122,347 (26)
1967	28,687 (14)	35,314 (13)	64,001 (27)	None	64,001 (27)
1968	30,258 (15)	37,843 (14)	68,101 (29)	None	68,101 (29)
1969	26,357 (11)	49,269 (14)	75,626 (25)	7,203 (1)	82,829 (26)
1970	28,677 (15)	32,847 (13)	61,524 (28)	None	61,524 (28)
1971	28,620 (14)	41,231 (13)	69,851 (27)	16,684 (2)	86,535 (29)
1972	38,597 (15)	32,035 (10)	70,632 (25)	None	70,632 (25)
1973	42,159 (15)	41,485 (12)	83,742 (27)	None	83,742 (27)
1974	37,408 (13)	37,127 (11)	74,535 (24)	11,183 (3)	85,718 (27)
1975	54,654 (18)	42,034 (14)	96,688 (32)	None	96,688 (32)
1976	31,805 (10)	15,488 (6)	47,293 (16)	None	47,293 (16)
1977	55,770 (16)	43,393 (12)	99,163 (28)	None	99,163 (28)
1978	66,771 (14)	48,438 (12)	115,209 (26)	14,131 (1)	129,340 (27)
1979	63,326 (14)	48,758 (12)	112,084 (26)	None	112,084 (26)
1980	47,912 (10)	45,334 (11)	93,246 (21)	19,044 (2)	112,290 (23)
1981	62,143 (17)	58,765 (17)	120,908 (34)	None	120,908 (34)
1982	69,053 (16)	44,111 (11)	113,164 (27)	None	113,164 (27)
1983	56,926 (14)	46,938 (11)	103,864 (25)	None	103,864 (25)
1984	70,867 (15)	57,471 (13)	128,338 (28)	None	128,338 (28)
1985	84,850 (15)	72,433 (14)	157,283 (29)	19,659 (1)	176,942 (30)
1986	86,764 (15)	68,031 (15)	154,865 (30)	None	154,865 (30)
1987	65,264 (13)	77,571 (16)	142,835 (29)	None	142,835 (29)
1988	90,858 (16)	71,377 (14)	162,235 (30)	None	162,235 (30)
1989	107,507 (17)	80,523 (15)	188,030 (32)	None	188,030 (32)
1990	26,606 (7)	28,569 (9)	55,175 (16)	None	55,175 (16)
1991	85,191 (15)	88,490 (16)	173,681 (31)	None	173,681 (32)
1992	88,700 (14)	86,431 (15)	175,131 (29)	7,218 (1)	182,349 (30)
1993	88,810 (15)	78,770 (14)	167,580 (29)	88,272 (2)	255,852 (31)
1994	87,835 (14)	83,690 (14)	171,525 (28)	26,662 (2)	198,187 (30)
1995	39,179 (19)	42,560 (20)	81,739 (39)	5,975 (1)	87,714 (40)
1996	74,164 (13)	68,933 (16)	143,097 (29)	-----*	143,097 (31)
1997	69,544 (14)	64,198 (15)	133,742 (29)	17,612 (2)	151,354 (31)
1998	77,242 (16)	80,230 (16)	157,472 (32)	8,166 (1)	165,638 (33)
1999	80,440 (15)	76,120 (15)	156,560 (30)	8,816 (1)	165,376 (31)
2000	88,559 (17)	69,106 (14)	157,665 (31)	None	157,665 (31)
2001	75,318 (16)	58,033 (12)	133,351 (28)	None	133,351 (28)
2002	76,789 (19)	64,931 (14)	141,720 (33)	None	141,720 (33)
2003	71,864 (15)	89,083 (16)	160,947 (31)	None	160,947 (31)
2004	85,045 (18)	95,549 (16)	180,594 (34)	None	180,594 (34)
2005	104,808 (17)	82,171 (14)	186,979 (31)	None	186,979 (31)
2006	92,713 (19)	89,168 (17)	181,881 (36)	None	181,881 (36)
2007	122,074 (18)	114,877 (17)	236,951 (35)	None	236,951 (35)
2008	126,124 (17)	89,424 (14)	215,548 (31)	61,906 (2)	277,454 (33)
2009	117,724 (19)	97,855 (15)	215,579 (34)	28,085 (2)	243,664 (36)
2010	115,170 (16)	95,562 (15)	210,732 (31)	36,235 (2)	246,967 (33)
2011	122,827 (18)	101,901 (17)	224,728 (35)	None	224,728 (35)
2012	138,363 (18)	115,437 (16)	253,800 (34)	12,000 (1)	265,800 (35)
2013	139,935 (18)	125,697 (17)	265,632 (35)	None	265,632 (35)
2014	116,226 (15)	102,455 (14)	218,681 (29)	None	218,681 (29)
2015	134,377 (17)	131,899 (18)	266,276 (35)	None	266,276 (35)
2016	116,061 (15)	108,583 (15)	224,644 (30)	None	224,644 (30)
2017	127,345 (17)	128,409 (20)	255,754 (37)	None	255,754 (37)
2018	111,561 (17)	103,211 (16)	214,682 (33)	None	214,682 (33)
2019	107,523 (16)	112,052 (17)	219,575 (33)	None	219,575 (33)
2020	61,720 (10)	51,057 (10)	123,449 (21)	10,672 (1)	134,121 (22)

Number of games played in parenthesis  
 \*1996 - No attendance figures kept for two games in Nashville, TN

**TIGERS SPRING TRAINING ATTENDANCE RECORDS**

SPRING SEASON ATTENDANCE RECORDS			TOP FIVE CROWDS - PUBLIX FIELD AT JOKER MARCHANT STADIUM			
Category	Date	Total	Rank	Total	Date	Opponent
Florida Season Total	2015	266,276	1	10,451	3/29/2013	Tampa Bay
Overall Total	2008	277,454	2	10,307	3/15/2011	Boston
Other Site Total	1993	88,272	3	10,219	3/27/2010	New York (AL)
Home	2013	139,935	4	10,115	3/24/2012	New York (AL)
Road	2015	131,899	5	10,084	3/23/2013	New York (AL)

**YEAR-BY-YEAR SPRING TRAINING EXHIBITION RECORDS**

(Games vs. 'B' teams, Minor League teams or colleges not included)

YEAR	HOME	ROAD	W-L	Pct.	Other Sites	Total	Pct.	vs. AL	vs. NL
1966	7-4	6-5	13-9	.591	0-3	13-12	.520	6-5	7-7
1967	8-6	6-7	14-13	.519	None	14-13	.519	9-8	5-5
1968	9-6	5-9	14-15	.483	None	14-15	.483	7-6	7-9
1969	7-4	2-12	9-16	.360	0-1	9-17	.346	3-6	6-11
1970	7-8	5-8	12-16	.429	None	12-16	.429	8-6	4-10
1971	8-6	5-8	13-14	.481	0-2	13-16	.448	6-6	7-10
1972	12-3	4-6	16-9	.640	None	16-9	.640	7-6	9-3
1973	11-3	3-9	14-12	.538	None	14-12	.538	4-6	10-6
1974	7-6	4-7	11-13	.458	1-2	12-15	.444	4-5	8-10
1975	7-11	6-8	13-19	.406	None	13-19	.406	5-8	8-10
1976	5-6	3-3	8-9	.471	None	8-9	.471	4-2	4-7
1977	7-9	8-4	15-13	.536	None	15-13	.536	9-5	6-8
1978	11-3	7-5	18-8	.692	0-1	18-9	.667	9-3	9-6
1979	7-6-1	8-4	15-10-1	.596	None	15-10-1	.596	7-5-1	8-5
1980	4-6	5-6	9-12	.429	1-1	10-13	.435	5-7	5-6

SPRING TRAINING



# TIGERS SPRING TRAINING INFORMATION

Year	Home	Road	W-L	Pct.	Other sites	Total	Pct.	vs. AL	vs. NL
1981	13-4	10-7	23-11	.676	None	23-11	.676	9-7	14-4
1982	8-8	3-8	11-16	.407	None	11-16	.407	7-8	4-8
1983	8-6	5-6	13-12	.520	None	13-12	.520	8-6	5-6
1984	7-8	4-9	11-17	.393	None	11-17	.393	5-8	6-9
1985	8-7	8-6	16-13	.552	0-1	16-14	.533	8-7	8-7
1986	10-5	8-6-1	18-11-1	.617	None	18-11-1	.617	12-7	6-4-1
1987	6-7	3-13	9-20	.310	None	9-20	.310	8-8	1-11
1988	8-8	3-11	11-19	.367	None	11-19	.367	6-14	5-5
1989	8-9	7-7-1	15-16-1	.484	None	15-16-1	.484	11-9	4-7-1
1990	3-2-2	3-6	6-8-2	.438	None	6-8-2	.438	3-4-2	3-4
1991	3-11-1	4-11	8-22-1	.274	None	8-22-1	.274	4-12	4-10-1
1992	7-7	8-7	15-14	.517	0-1	15-15	.500	5-7	10-8
1993	5-9-1	3-11	8-20-1	.293	0-2	8-22-1	.274	4-12	4-10-1
1994	8-5-1	4-9-1	12-14-2	.464	0-1-1	12-15-3	.450	7-11-2	5-4-1
1995	11-8	4-16	15-24	.385	0-1	15-25	.375	8-14	7-11
1996	9-5	8-5-1	17-10-1	.625	3-0	20-10-1	.661	8-6	12-4-1
1997	7-6-1	4-11	11-17-1	.397	1-1	12-18-1	.403	8-7-1	4-11
1998	11-5	6-8-2	17-13-2	.563	0-1	17-14-2	.545	14-4-1	3-10-1
1999	9-5	6-9	15-14	.517	0-1	15-15	.500	10-8	5-7
2000	11-4-1	4-10	15-14-1	.517	None	15-14-1	.517	10-5-1	5-9
2001	6-9	7-5	13-14	.481	None	13-14	.481	9-6	4-8
2002	10-7	6-8	16-15	.516	None	16-15	.516	8-9	8-6
2003	5-8-1	4-11-1	9-19-2	.303	None	9-19-2	.303	5-9-1	4-10-1
2004	7-9-1	7-8-1	14-17-2	.452	None	14-17-2	.452	3-8-2	11-9
2005	8-7-1	5-7-2	13-14-3	.481	None	13-14-3	.481	4-6-2	9-8-1
2006	10-6-1	8-9	18-15-1	.545	None	18-15-1	.545	8-8-0	10-7-1
2007	10-5-2	11-5-1	21-10-2	.677	None	21-10-2	.677	7-4-1	14-6-2
2008	8-5-3	7-9	15-14-3	.517	None	15-14-3	.517	3-6-2	12-8-1
2009	10-5-1	5-12	15-17-1	.469	None	15-17-1	.469	5-5	10-12-1
2010	11-4	7-8-2	18-12-2	.600	None	18-12-2	.600	8-5-1	10-7-1
2011	8-9	12-5	20-14	.588	None	20-14	.588	8-5	12-9
2012	10-4-3	10-4-2	20-8-5	.714	None	20-8-5	.714	5-3-1	15-5-4
2013	8-8-1	11-6-1	19-14-2	.575	None	19-14-2	.575	6-7-1	13-7-1
2014	8-7	7-5-2	15-12-2	.552	None	15-12-2	.552	5-4-1	10-8-1
2015	7-9-1	5-11-2	12-20-3	.375	None	12-20-3	.375	6-8	6-12-3
2016	11-4	7-7-1	18-11-1	.621	None	18-11-1	.621	6-6	12-5-1
2017	7-10	7-11-2	14-21-2	.405	None	14-21-2	.405	5-10	9-11-2
2018	6-7-4	7-8-1	13-15-5	.470	None	13-15-5	.470	7-7-2	6-8-3
2019	8-6-2	7-9-1	15-15-3	.500	None	15-15-3	.500	8-7-2	7-8-1
2020	4-5-2	4-4	8-9-2	.474	0-1	8-10-2	.450	3-8-1	5-2-1

## TIGERS IN THE MICHIGAN SPORTS HALL OF FAME

Anderson, Sparky	1992	Harwell, Ernie	1989	Morris, Jack	2001
Beckmann, Frank	2007	Heilmann, Harry	1956	Mullin, George	1962
Bridges, Tommy	1963	Hernandez, Willie	2012	Navin, Frank	1976
Briggs, Walter O., Sr.	1969	Hiller, John	1989	Newhouser, Hal	1962
Brown, Gates	2002	Horton, Willie	1987	Northrup, Jim	2000
Bunning, Jim	1981	Ilitch, Michael	2004	Parrish, Lance	2002
Campbell, James	1985	Jennings, Hughie	1958	Patrick, Van	1991
Carey, Paul	1992	Kaline, Al	1978	Rogell, Billy	1970
Cash, Norm	1984	Kell, George	1969	Rowe, Schoolboy	1961
Cobb, Ty	1955	Kuenn, Harvey	1993	Schembechler, Bo	1989
Cochrane, Mickey	1956	Lane, Ray	1997	Stanley, Mickey	1994
Crawford, Sam	1958	Leach, Rick	2010	Stearnes, Norman "Turkey"	2007
Devellano, Jim	2006	Leyland, Jim	2017	Tanana, Frank	2006
Egan, Wish	1960	Lolich, Mickey	1982	Trammell, Alan	2000
Fetzer, John E.	1984	Lund, Don	1987	Trucks, Virgil	1985
Freehan, Bill	1982	Manush, Heinie	1964	Tyson, Ty	1996
Gehringer, Charlie	1956	Maxwell, Charlie	1997	Wertz, Vic	1983
Gibson, Kirk	1999	McAuliffe, Dick	1986	Whitaker, Lou	2000
Goslin, Goose	1965	McCosky, Barney	1995	York, Rudy	1972
Greenberg, Hank	1958	McLain, Denny	1991		

# COMERICA PARK





## COMERICA PARK HOME OF THE DETROIT TIGERS

### FACTS AND FIGURES

**Location:** 2100 Woodward Avenue, Detroit, MI, 48201

**Seating Capacity:** 41,083

**First Game:** April 11, 2000 vs. Seattle Mariners

**Playing Field Distances:** Left Field Line, 345 feet; Left-Center Power Alley, 370 feet; Center Field, 420 feet; Right-Center Power Alley, 365 feet; Right Field Line, 330 feet.

**Playing Field Fences:** All outfield fences are eight feet, six inches, except for the left field fence, which measures at six feet, 10 inches high and a 100-foot section in right field which measures 11 feet, six inches high.

**Area:** The ballpark itself encompasses over 788,000 square feet. Including the outbuildings, the total square footage is over one million.

**Lighting:** Comerica Park contains 16 light towers, each standing five stories tall and containing a total of 840 light fixtures. When lit, the system emits approximately 1.2 million watts.

**Dugouts:** Connected to clubhouses by tunnels. Visitors on first base side, home on third base side.

Comerica Park is home to the Detroit Tigers, a charter member of the American League and one of the most storied franchises in Major League Baseball. The opening of the park on April 11, 2000 ushered in a new era of baseball in Detroit, featuring a multi-faceted fan experience in one of the premier venues in professional sports. Comerica Park was designed with fans in mind, and provides a one-of-a-kind experience for visitors of all ages.

### THE DISTRICT DETROIT

The District Detroit is a dynamic sports & entertainment destination, and a growing community gathering place, that connects downtown Detroit to nearby neighborhoods such as Midtown, Corktown and Brush Park. The corridor is anchored by the innovative Little Caesars Arena, home of the Detroit Red Wings and Detroit Pistons, and Comerica Park, home of the Detroit Tigers. The Detroit Lions' Ford Field borders Comerica Park, completing a short boundary with all four professional sports teams located within walking distance, and in the heart of the district. Columbia Street, located between the iconic Fox Theatre and the new Little Caesars Global Resource Center along Woodward Avenue, is one of Detroit's latest retail destinations, with nearly 40,000 square feet of retail and a variety of dining options. New office, residential and retail spaces will continue to add momentum to Detroit's amazing comeback for years to come.

### THE CONCOURSES

Comerica Park's concourses are among the most generous of any sporting venue. The minimum width of the main concourse is 40 feet, though it becomes wider in many areas. The upper concourse is approximately 34 feet wide. Concourses at old Tiger Stadium were between 17 and 27 feet on the lower level, 11 feet behind the last row of the lower deck and 11 feet in the upper level.

### THE WALK OF FAME

Fans are treated to a tour through the rich history of Detroit Tigers baseball as they walk through the main concourse at Comerica Park. The concourse is divided into a chronology of Tigers history, complete with artifacts and exhibits. Decade monuments covering two decades each are placed along the concourse, towering from floor to ceiling and featuring rich memories from each era.

### CONCESSIONS FACILITIES AND FOOD COURT

Typical ballparks have a point of sale (register) for every 200 fans; Comerica Park abbreviates the wait with one point of sale for every 125 fans. Prior to the 2016 season, permanent brick-faced concession stands were installed on the concourse to improve sightlines for fans. Among the many tantalizing food options are the Brushfire Grill behind third base and the Big Cat Court behind first base, each featuring a wide range of snacks, sandwiches, frozen treats and other great munchies.

### THE SCOREBOARD

One of the most stunning features at Comerica Park is the high definition LED video board in left field. The Daktronics board measures approximately 48 feet high and 127 feet wide, and utilizes the latest in LED technology to offer excellent clarity and contrast of video images. In addition to the main board, a five-foot high and 100-foot wide LED display is positioned beneath the main board to provide pitcher statistics and other information. The state-of-the-art technology continues on top of the board with a script Tigers logo that utilizes LED technology, allowing the lettering to change color and be animated for special events throughout the season.

### FAMILY ENTERTAINMENT

In the middle of the Big Cat Court, the Comerica Park Carousel is available for the young and young-at-heart, with patrons riding atop tigers instead of horses. Also, the Fly Ball Ferris Wheel, a baseball-themed ferris wheel, is located in the Brushfire Grill. The stunning Chevrolet Fountain above center field synchronizes music and light to spraying fountains of water. Due to COVID-19 restrictions, the carousel and ferris wheel will not be offered this season.

### SEATING LEVELS AND CAPACITIES

There are approximately 23,000 seats in the lower bowl of Comerica Park, and 2,000 in the two suite levels. There are roughly 12,000 in the main upper deck. From just past first base to the right-field foul line, there is a section with 4,000 seats that does not have a suite level. The upper deck in this level is approximately 15 feet lower, and closer to the field than the main upper deck.



### PREMIUM SEATING AREAS

Comerica Park features four premium seating areas. Located at the upper rows of the lower bowl, the Tiger Den resembles the fashionable boxes at old-time sporting venues with movable chairs. A private lounge is available for patrons. Another premium seating area is located in the lowest rows of the lower bowl, called On-Deck Circle seats. Additionally, there are two levels of suites, which includes several party suites that are available for individual game rental.

### EXTENDED PROTECTIVE NETTING

Installed prior to the 2018 season, Comerica Park features a new and enhanced protective netting system, which extends from sections 140 to 116. The enhanced netting covers a much greater area than previously and is some of the thinnest in baseball, reflecting the organization's commitment to providing a fan-friendly, safe and enjoyable experience at a Tigers game.

### COMERICA PARK STATUES

Comerica Park features larger-than-life sculptures of six Tigers legends, which overlook the field from the left field concourse. The sculptures feature Ty Cobb, Charlie Gehringer, Hank Greenberg, Willie Horton, Al Kaline and Hal Newhouser. They were designed by sculptor Omri Amrany, and were cast in stainless steel. Gate A features a sculpture of Hall of Fame broadcaster Ernie Harwell, greeting fans as they enter Comerica Park.

### MOTORCITY CASINO HOTEL TIGER CLUB

The MotorCity Casino Hotel Tiger Club features approximately 20,000 square feet of entertainment space. There is seating for 300 patrons with a view of right field, a bar for 200, the Cigar Bar and a banquet facility.

### JIM BEAM CHAMPIONS CLUB

The Jim Beam Champions Club combines the perks of luxury seating with an open and relaxed lounge atmosphere. The Jim Beam Champions Club opened in 2006 and is located on the suite level down the left field line.

### THE PEPSI PORCH

Prior to the 2014 season, the Pepsi Porch underwent an extensive renovation, including the addition of the Coppercraft Distillery 416 bar, featuring a unique social setting with a relaxed outdoor environment. Fans in this area can sit comfortably in high-end outdoor furniture, with a nearby fire feature, big flat screen TVs, and enjoy a ballgame.

### THE CHEVROLET PAVILION

The Chevrolet Pavilion features 1,800 square feet of entertainment space under the scoreboard in left field, near Gate C. It is available to rent for private parties, and offers a variety of food, beverage and bar options. The Chevrolet Pavilion provides a relaxing atmosphere with excellent views of the field, and multiple TVs to catch the action.

### MILLER LITE PITCHER'S PUB

The Miller Lite Pitcher's Pub is open to the public and located on the Pepsi Porch in right field. Boasting a fun and relaxed atmosphere, flat screen TVs, and decor celebrating Detroit Tigers pitchers past and present, this is a great destination for a bite to eat and a beverage.

### BLUE MOON BREWHOUSE

Located behind section 330, the Blue Moon Brew House delivers features such as lounge seating, private restrooms, and excellent food and beverage offerings. This upper deck lounge is air conditioned, heated and open to the public.





# COMERICA PARK

## MOTORCITY CASINO HOTEL

### OFF-RAMP BAR

The MotorCity Casino Hotel Off-Ramp Bar features an over 50-foot bar with various beer selections on tap and nine large screens, creating the ultimate viewing experience of the scoreboard feed during the game and inning breaks. Located next to the Big Cat Court, the bar is also accessible from all levels via ramp.

### THE VIZZY HARD SELTZER VIEW

Located above the Pitcher's Pub in right field, the Vizzy Hard Seltzer View offers a panoramic view of Comerica Park and will be open to the public this season.

### MILLER LITE MARKET & BLUE MOON BISTRO

New to Comerica Park this season, the Miller Lite Market & Blue Moon Bistro across from the Chevrolet Pavilion are the best spots to quickly grab food or beverage throughout the game.

### GATED ENTRANCES

There are four gated entrances to Comerica Park, each featuring attractions on a grand scale. Among the features are immense 80-foot high baseball bats framing the gates, tiger sculptures and Pewabic tile accents.

### MOBILE-ONLY ENTRY

Comerica Park employs mobile ticketing as the primary method of entry for all games at the ballpark. Tigers fans can enter the ballpark utilizing the easy-to-use Major League Baseball Ballpark App, which has emerged as the preeminent application for buying, selling or transferring baseball tickets across MLB. Further, in cooperation with our partners at StubHub, fans also have the option to use the StubHub App to enter the ballpark.

### FANTASTIC FIREWORKS

Not only is Comerica Park known for explosive action on the field, but also in the skies above. Beginning shortly after the park opened in 2000, fantastic fireworks displays have been held on select Fridays throughout the season, adding unrivaled value and fun to an already exciting atmosphere. Due to COVID-19 restrictions, there will be no fireworks after Friday night games this season.

### SPECIAL NEEDS ACCESS

Comerica Park complies with all guidelines of the ADA. In completing the facility, the Tigers worked extensively with organizations including The Paralyzed Veterans of America's Michigan Chapter and the Michigan Commission for the Blind to ensure accessibility for all fans and a great baseball experience for guests who enter Comerica Park. Comerica Park has also partnered with Kulture City to provide sensory-friendly amenities and accessories which are available to fans at the Guest Services Office at Section 130.


### THE TEAM

The design team of HOK Sport and the Detroit-based Smith, Hinchman and Grylls served as architects for Comerica Park, while Huber, Hunt & Nichols, Inc., Turner Construction Company and White Construction Company joined forces to form Hunt-Turner-White as construction management team. Private financing accounts for more than 60 percent of Comerica Park, with partners including the Tigers and a bank syndicate led by Sumitomo Bank, Limited, Societe General, First Chicago NBD, Provident Bank of Maryland, First of America Bank, Standard Federal Bank and Michigan National Bank. Public financing participants include the Michigan Strategic Fund (infrastructure), City of Detroit Downtown Development Authority and Wayne County.

### NON-PERMITTED ITEMS

Items prohibited from Comerica Park include, but are not limited to the following:

- Aerosol cans (hairspray, mace, pepper spray, etc.). Aerosol sunscreen is allowed
- Animals (except ADA compliant service animals or service animals in training)
- To create a safe and distanced entrance process for fans, no bags can be brought into Comerica Park (exceptions: medical or diaper bags)
- Baseball bats of any size. Souvenir bats purchased in the park must be checked at Guest Services office
- Beach balls or other inflatable items
- No outside food or beverage
- Bottles (glass or plastic; except factory sealed clear bottles of unflavored water). Empty refillable plastic water bottles are allowed.
- Brooms
- Fireworks, firearms or other weapons
- Fishing nets or poles
- Frisbees
- Hard sided cups, thermos or coolers
- Knives of any size, shape or variety (box cutters, scissors, etc.)
- Laser devices/pointers
- Marijuana or illegal narcotics, including accessories or paraphernalia associated with marijuana or illegal narcotics use.
- Markers and paint



- Masks, helmets, or any costume items that cover the face.
- Noisemaking devices: air horns, bullhorns, thunder sticks, cowbells, bells, horns, kazoos, whistles and other noisemakers
- Non-baseball related signs
- Objects that can be used as missiles or projectiles: sticks, bats, clubs, frisbees, beachballs
- Selfie sticks
- Skateboards, rollerblades, hoverboards, segways, scooters
- Squirt guns of any kind
- Sticks, including signs attached to sticks
- Stools, folding chairs or back supports
- Umbrellas-no large or golf size umbrellas. Only small collapsible umbrellas allowed.
- Unmanned aerial vehicle (i.e. drones)

A complete list of prohibited items is available at [tigers.com](http://tigers.com).

Items from the above list should be returned to your vehicle or discarded. All fans are subject to security screening procedures prior to entering the ballpark.





## MOMENTS IN COMERICA PARK HISTORY

Comerica Park is entering its 22nd season as the home of the Detroit Tigers. Over two decades, Comerica Park has seen many exciting moments that are part of the fabric of Detroit baseball history.

### MIDSUMMER CLASSIC RETURNS TO MOTOWN

The first marquee Major League Baseball event to take place at Comerica Park was the 2005 Major League Baseball All-Star Game. It marked the fourth All-Star game in Detroit, and the first since 1971. The American League defeated the National League, 7-5, behind home runs from Mark Teixeira and Miguel Tejada. In the home run derby, Bobby Abreu set a then-Major League record, belting 24 home runs in the first round, and 41 home runs over the course of the contest.



### PLAYOFF BASEBALL COMES TO COMERICA PARK

After clinching the American League Wild Card during the regular season and opening the 2006 playoffs at Yankee Stadium, the first postseason game in the history of Comerica Park was played on October 6, 2006. The Tigers defeated the Yankees, 6-0, and went on to win five of the six games held at Comerica Park during the 2006 playoffs.

### MAGGLIO ORDOÑEZ BELTS HISTORIC HOME RUN TO SEND TIGERS TO THE FALL CLASSIC

Tigers right fielder Magglio Ordoñez stepped to the plate in the bottom of the ninth inning with the score tied at three in Game Four of the 2006 American League Championship Series. He belted a Huston Street offering into the Detroit sky for a game-ending, three-run home run, propelling the Tigers to the club's first World Series berth since 1984.

### WORLD SERIES BASEBALL AT COMERICA PARK

The Tigers have appeared in the World Series twice since Comerica Park opened in 2000. The Tigers split two games with the St. Louis Cardinals in the 2006 World Series, and lost both games to the San Francisco Giants in the 2012 World Series at Comerica Park.

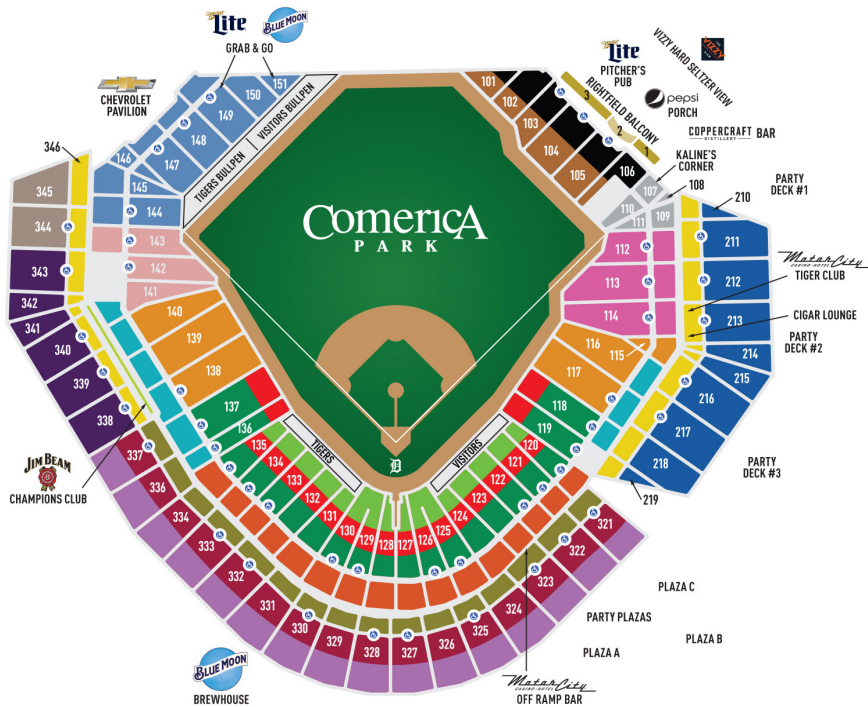


### VERLANDER FIRES SIXTH NO-HITTER IN FRANCHISE HISTORY

Justin Verlander fired the sixth no-hitter in franchise history on June 12, 2007, in a 4-0 victory over the Milwaukee Brewers. It marked the first no-hitter at Comerica Park, and the first no-hitter by a Tigers pitcher in Detroit since Virgil Trucks on May 15, 1952, at Briggs Stadium.



# TICKETING AND SECURITY INFORMATION



### ONLINE PURCHASING

To view and purchase Tigers tickets for the 2021 season, including single game, value packages or full/partial season plans, visit [tigers.com](http://tigers.com).

### COMERICA PARK BOX OFFICE

Located at Comerica Park on Witherell Street, the Box Office is open daily during the season, from 10:00 a.m. - 5:00 p.m. On game days, the Box Office opens at 10:00 a.m., and closes 30 minutes after the final pitch of the game. Closed on holidays.

### PHONE ORDERS

Tickets may be ordered over the phone by calling [tickets.com](http://tickets.com), at (866) 66-TIGER. Tickets.com is open Monday through Sunday, 9:00 a.m. - 9:00 p.m. Tickets purchased over the phone are subject to a supplemental convenience charge.

### MAIL ORDERS

Mail orders should be sent to: Detroit Tigers Box Office, 2100 Woodward Ave., Detroit, MI, 48201. There is a \$10.00 handling charge per order.

### ADDITIONAL INFORMATION

Call the Tigers at (313) 471-2000.

### COMERICA PARK GUEST CODE OF CONDUCT

The Detroit Tigers are committed to creating a safe and comfortable family entertainment experience at the ballpark. Therefore, we have established the Guest Code of Conduct. Prohibited actions and behaviors include (but are not limited to) the following:

- Masks must be worn by fans and employees except when actively eating or drinking in the designated seating area.
- Masks that fans wear must be on MLB's approved list, which generally include cloth or surgical varieties. Gaiters or masks with valves are not permitted.
- Disruptive behavior including obscene gestures, derogatory, foul, biased or abusive language directed at fans, players, umpires or anyone else
- Going onto the field, interfering with the progress of the game or a ball in play
- Intoxication, diminished capacity or otherwise appeared impairment by alcohol or drugs
- Wearing obscene or indecent clothing
- Sitting in seats other than what ticket permits, or refusal to show ticket when asked by Comerica Park representative
- Extreme acts of public affection
- Smoking

Violation of our standards of guest conduct may result in guest(s) being ejected without refund, and possible arrest.



**2021 MEMBERSHIPS  
ON SALE NOW!**

**THE 2021 KIDS CLUB MEMBERSHIP INCLUDES:**



Detroit Tigers  
Backpack



Detroit Tigers  
Light-Weighted Hoodie



Detroit Tigers  
2-Piece Mask Set



Detroit Tigers  
Compression Sleeve

**ALL FOR ONLY \$16<sup>\*\*</sup>**

**\*\*plus shipping and handling**

**JOIN THE BEST FAN CLUB IN BASEBALL  
BY VISITING [TIGERS.COM/KIDSClub](https://www.tigers.com/kidsclub)**



# 2021

## DETROIT TIGERS SCHEDULE

APRIL						
SUN	MON	TUE	WED	THU	FRI	SAT
				1 CLE 1:10	2	3 CLE 1:10
4 CLE 1:10	5 MIN 1:10	6 MIN 1:10	7 MIN 1:10	8	9 CLE 7:10	10 CLE 6:10
11 CLE 1:10	12 HOU 8:10	13 HOU 8:10	14 HOU 7:10	15 OAK 9:40	16 OAK 9:40	17 OAK 4:07
18 OAK 4:07	19	20 PIT 6:40	21 PIT 6:40	22 PIT 1:10	23 KC 7:10	24 KC 1:10
25 KC 1:10	26 KC 1:10	27 CWS 8:10	28 CWS 8:10	29 CWS 8:10	30 NYY 7:05	

MAY						
SUN	MON	TUE	WED	THU	FRI	SAT
						1 NYY 1:05
2 NYY 1:05	3	4 BOS 7:10	5 BOS 7:10	6 BOS 1:10	7 MIN 7:10	8 MIN 4:10
9 MIN 1:10	10	11 KC 7:10	12 KC 7:10	13 KC 1:10	14 CHC 7:10	15 CHC 4:10
16 CHC 1:10	17 SEA 10:10	18 SEA 10:10	19 SEA 10:10	20	21 KC 8:10	22 KC 4:10
23 KC 2:10	24 CLE 7:10	25 CLE 7:10	26 CLE 7:10	27 CLE 7:10	28 NYY 7:10	29 NYY 4:10
30 NYY 1:10	31 MIL 2:10					

JUNE						
SUN	MON	TUE	WED	THU	FRI	SAT
		1 MIL 7:40	2	3 CWS 8:10	4 CWS 8:10	5 CWS 2:10
6 CWS 2:10	7	8 SEA 7:10	9 SEA 7:10	10 SEA 1:10	11 CWS 7:10	12 CWS 4:10
13 CWS 1:10	14 KC 8:10	15 KC 8:10	16 KC 2:10	17 LAA 9:38	18 LAA 9:38	19 LAA 10:07
20 LAA 4:07	21	22 STL 7:10	23 STL 1:10	24 HOU 7:10	25 HOU 7:10	26 HOU 4:10
27 HOU 1:10	28 CLE 7:10	29 CLE 7:10	30 CLE 7:10			

JULY						
SUN	MON	TUE	WED	THU	FRI	SAT
				1	2 CWS 7:10	3 CWS 4:10
4 CWS 1:10	5 TEX 8:05	6 TEX 8:05	7 TEX 2:05	8 MIN 8:10	9 MIN 8:10	10 MIN 2:10
11 MIN 2:10	12	13	14	15	16 MIN 7:10	17 MIN 6:10
18 MIN 1:10	19 TEX 7:10	20 TEX 7:10	21 TEX 7:10	22 TEX 1:10	23 KC 8:10	24 KC 7:10
25 KC 2:10	26 MIN 8:10	27 MIN 8:10	28 MIN 1:10	29 BAL 7:10	30 BAL 7:10	31 BAL 6:10

AUGUST						
SUN	MON	TUE	WED	THU	FRI	SAT
1 BAL 1:10	2	3 BOS 7:10	4 BOS 7:10	5 BOS 1:10	6 CLE 7:10	7 CLE 7:10
8 CLE 1:10	9	10 BAL 7:05	11 BAL 7:05	12 BAL 4:05	13 CLE 7:10	14 CLE 6:10
15 CLE 1:10	16	17 LAA 7:10	18 LAA 7:10	19 LAA 1:10	20 TOR 7:07	21 TOR 3:07
22 TOR 1:07	23	24 STL 7:45	25 STL 1:15	26	27 TOR 7:10	28 TOR 6:10
29 TOR 1:10	30	31 OAK 7:10				

SEPTEMBER/OCTOBER						
SUN	MON	TUE	WED	THU	FRI	SAT
			1 OAK 7:10	2 OAK 7:10	3 CIN 7:10	4 CIN 7:10
5 CIN 1:10	6 PIT 1:35	7 PIT 6:35	8 PIT 6:35	9	10 TB 7:10	11 TB 6:10
12 TB 1:10	13	14 MIL 6:40	15 MIL 1:10	16 TB 7:10	17 TB 7:10	18 TB 4:10
19 TB 1:10	20 CWS 6:40	21 CWS 6:40	22 CWS 1:10	23	24 KC 7:10	25 KC 6:10
26 KC 1:10	27	28 MIN 7:40	29 MIN 7:40	30 MIN 7:40	1 CWS 8:10	2 CWS 7:10
3 CWS 3:10						

HOME

AWAY

ALL DATES SUBJECT TO CHANGE.