

HOUSTON ★ ASTROS™

MEDIA GUIDE



FOR

THE

2 0 2 1

HOUSTON ASTROS 2021 SCHEDULE

APRIL

SUN	MON	TUE	WED	THU	FRI	SAT
				1 9:07 As	2 8:40 As	3 3:07 As
4 3:07 As	5 8:38 A	6 8:07 A	7	8 7:10 As	9 7:10 As	10 6:10 As
11	12 7:10 D	13 7:10 D	14 6:10 D	15	16 9:10 S	17 8:10 S
18 3:10 S	19	20 7:40 CR	21 2:10 CR	22 7:10 A	23 7:10 A	24 3:10 A
25 1:10 A	26 7:10 S	27 7:10 S	28 7:10 S	29 1:10 S	30 6:10 TB	

MAY

SUN	MON	TUE	WED	THU	FRI	SAT
						1 TBD TB
2 12:10 TB	3	4 6:05 N	5 6:05 N	6 12:05 N	7 7:10 B	8 6:10 B
9 1:10 B	10 7:10 A	11 7:10 A	12 7:10 A	13 7:10 T	14 7:10 T	15 6:10 T
16 1:10 T	17	18 8:40 As	19 8:40 As	20 2:37 As	21 7:05 T	22 3:05 T
23 1:35 T	24	25 7:10 LA	26 6:40 LA	27	28 7:10 SD	29 3:10 SD
30 1:10 SD	31 3:10 A					

JUNE

SUN	MON	TUE	WED	THU	FRI	SAT
		1 7:10 A	2 7:10 A	3 1:10 A	4 6:07 B	5 2:07 B
6 12:07 B	7	8 6:10 A	9 6:10 A	10 6:10 A	11 7:10 C	12 6:15 C
13 1:10 C	14	15 7:10 T	16 7:10 T	17 7:10 S	18 7:10 S	19 6:15 S
20 1:10 S	21 6:05 C	22 6:05 C	23 6:05 C	24 6:10 D	25 6:10 D	26 3:10 D
27 12:10 D	28 7:10 C	29 7:10 C	30 7:10 C			

JULY

SUN	MON	TUE	WED	THU	FRI	SAT
				1 6:10 C	2 6:10 C	3 6:15 C
4 12:10 C	5	6 7:10 As	7 7:10 As	8 1:10 As	9 7:10 N	10 6:15 N
11 1:10 N	13 14 ALL-STAR GAME ATLANTA, GA			15	16 7:10 S	17 6:15 S
18 1:10 S	19 7:10 C	20 7:10 C	21 7:10 C	22	23 7:10 T	24 6:10 T
25 1:10 T	26 9:10 S	27 9:10 S	28 2:40 S	29	30 8:45 SF	31 TBD SF

AUGUST

SUN	MON	TUE	WED	THU	FRI	SAT
1 3:05 SF	2	3 9:10 LA	4 8:40 LA	5 7:10 C	6 7:10 C	7 6:10 C
8 1:10 C	9	10 7:10 CR	11 1:10 CR	12	13 8:38 A	14 8:07 A
15 3:07 A	16 7:10 FC	17 7:10 FC	18 7:10 FC	19 1:10 FC	20 7:10 S	21 6:10 S
22 1:10 S	23 7:10 FC	24 7:10 FC	25 1:10 FC	26	27 7:05 T	28 6:05 T
29 1:35 T	30 9:10 S	31 9:10 S				

SEPTEMBER / OCTOBER

SUN	MON	TUE	WED	THU	FRI	SAT
			1 3:10 S	2	3 9:10 SD	4 7:40 SD
5 3:10 SD	6 6:10 S	7 7:10 S	8 1:10 S	9	10 7:10 A	11 6:10 A
12 1:10 A	13 7:05 T	14 7:05 T	15 7:05 T	16 7:05 T	17 7:10 A	18 6:10 A
19 1:10 A	20 8:38 A	21 8:38 A	22 8:38 A	23 8:38 A	24 8:40 As	25 3:07 As
26 3:07 As	27	28 7:10 TB	29 7:10 TB	30 6:10 TB	1 7:10 As	2 6:10 As
3 2:10 As						

TENTATIVE SCHEDULE AS OF 11/24/20
SUBJECT TO CHANGE

HOME **FRIDAY NIGHT FIREWORKS** AWAY

FOR THE H FOR THE H FOR THE H FOR THE H





ON THE COVER:

The 2021 Houston Astros, coming off their fourth consecutive trip to the American League Championship Series, will look to make a return trip in 2021 behind a star-studded offensive group and an up-and-coming pitching staff. The 2021 Media Guide cover features four from the club's powerful lineup, predominantly featuring shortstop **Carlos Correa**.

Correa, who is making his fourth appearance on the team's media guide cover (also, 2016, 2017, 2019), starred for the Astros in the 2020 Postseason, hitting a blistering .362 (17x47) with six home runs and 17 RBI in 13 games. His cover image was taken after a three-run home run in Game 4 of the 2020 ALDS vs. the A's.

Correa's double play partner, second baseman **Jose Altuve**, returns to the Astros media guide cover for the seventh time in his career (also, 2013, 2015-19) after a one-year hiatus. Like Correa, Altuve returned to form in the 2020 Postseason, posting a .375 (18x48) average with a 1.229 OPS in his 13 contests.

Perennial MVP contender and the Astros third baseman **Alex Bregman** is making his second appearance on the cover (also, 2019), while outfielder **Kyle Tucker** is making his first. Tucker is coming off a breakout season in which he led the club in extra-base hits (27) and RBI (42).

TABLE OF CONTENTS

All-Star Games 414	Community 2	Orbit 8
1968 All-Star Game 414	Astros Foundation 4	Pinch-Hitting Records 353
1986 All-Star Game 415	Astros Youth Academy 6	Pitching Records
2004 All-Star Game 416	Community Leaders 5	20-Game Winners/No-Hit Games . . . 376
All-Star Selections 394	Doubleheaders All-Time 377	Individual Pitching 347
All-Time Roster 396	Fielding Records	Team Pitching 351
Attendance Records 381	Individual Records 354	Season and Career Top 10 360
Astros Attendance in Houston 383	Team Fielding 355	Year-by-Year Individual Leaders . . . 363
Astros Attendance on the Road 383	Front Office 9	Year-by-Year Team Statistics 365
Home Series Attendance 383	Staff Directory 10	Player Biographies 49
Monthly Attendance 381	Executive Bios 14	Postseason Game Logs 411
Team Series Attendance 382	History and Records 313	Rookie Records
Top 10 Postseason Home Crowds 384	Houston's Major League History 320	Batting/Pitching 353
Top 25 Reg. Season Home Crowds 384	Retired Numbers 314	Rules
Year-by-Year Attendance 381	Stadium History 329	Media Guidelines 424
Awards	Uniform History 330	MLB Retractable Roof Guidelines . . . 439
BBWAA Awards 391	Home Runs	Scouting and Player Development . . . 247
Gold Glove Award Winners 393	Double-Digit Rookie Homers 366	Affiliate Directory 248
MVP Winners 392	Grand Slams 369	Minor League Coordinators 250
Pitchers of the Month 394	Inside-the-Park Home Runs 373	Minor League Players 251
Player Development Awards 249	Walk-Off Home Runs 372	Scouting Staff 250
Players of the Month 394	Last Time It Happened 338	Season in Review, 2020 279
Batting Records	Last Trade With 407	Spring Training 417
Hitting Streaks 366	League Leaders 374	Sweeps Charts 378
Individual Batting 344	Managerial History 379	Win-Loss Records 355
Season and Career Top 10 358	Media Information 423	Year-by-Year Results 379
Single-Season Leaders by Position 389	Media Wall of Honor 334	
Team Batting 346	Minute Maid Park 433	
Year-by-Year Individual Leaders 362	Ballpark Information 434	
Year-by-Year Team Statistics 364	By the Numbers/Dimensions 438	
Best Win-Loss Records by Game 380	Construction Facts 438	
Birthdays 246	Home Run Distance Leaders 408	
Broadcasters	Leaders 407	
Current 428	Seating Diagram 440	
Historical 332	Obituaries, 2020 289	
Coaching Staff	Opening Day	
All-Time Roster 400	Game Results 385	
Current Staff 31	Lineups 386	
Communications Staff 431	Opponents 293	

ALL RIGHTS RESERVED, COPYRIGHT 2021, HOUSTON ASTROS BASEBALL

The Houston Astros official 2021 Media Guide was printed on March 30, 2021. It was prepared by the Astros Communications Department with information available by that date. Statistics were generated by the MLB Information System, MLB.com, MiLB.com, Baseball-Reference.com, the Elias Sports Bureau and STATS, Inc. For more information and updates on materials, please contact the Astros Communications department.

Editor: Steve Grande
Editorial Assistance: Anita Sehgal, Gene Dias, Chris Peixoto, Meshach Sullivan
Cover, Interior and Additional Graphics: Anita Sehgal, Jason Wooden, Alex Grigas, Kim Rogers, Clint Self, Larry Provitt

Photography: Alex Bierens de Haan, Tucker Cascadden, Getty Images, Major League Baseball
Printing: Absolute Color

ASTROS COMMUNITY AFFAIRS

OVERVIEW

The Astros Foundation and Community Relations team manage a wide variety of community and charitable programs that focus on supporting youth baseball and softball, honoring members of our nation's military and veterans, aiding in the fight against childhood cancer, and helping address pervasive issues in our society such as homelessness and domestic violence. These efforts are an investment in the Houston community and speak to a culture of giving back that touches every facet of the Astros organization.

In 2020, the Astros Foundation continued to emphasize its commitment to volunteerism in the Houston community. Despite dealing with the challenges presented by the COVID-19 pandemic, the Astros Foundation Volunteer Corps, logged over 10,000 hours of work in the Houston community to help those in need. The Volunteer Corps, which was launched in 2014 and consists primarily of Astros fans and volunteers from outside the organization, gives the Astros a constant presence in the Houston community.

A cornerstone of the Astros Foundation is the Astros Youth Academy, which offers local youth an opportunity to learn about and experience the game of baseball and softball. In 2019, the Astros Youth Academy softball team won its second-consecutive MLB Reviving Baseball in Inner Cities World Series Championship.

Each year, the Astros Foundation continues to grow the Community Leaders program, which provides young baseball and softball players with the environment and resources they need to develop mentally and physically.

Through fundraising and volunteer efforts, the Astros Foundation supports many local non-profits, dedicating thousands of volunteer hours each year.

In 2017, the Astros Foundation was awarded the Allan H. Selig Award for Philanthropic Excellence, Major League Baseball's highest recognition of the charitable efforts of its clubs, for the Astros Community Leaders program.

To learn more about the Astros Foundation and community programs, please visit www.astros.com/community or www.astros.com/foundation.





ASTROS COMMUNITY AFFAIRS

ASTROS ITEMS

The Astros' commitment to our community includes assisting qualified local 501(c)(3) nonprofits with their fundraising efforts through in-kind donations, including promotional or autographed items, tickets or ballpark related in-kind experiences. All requests must be made online. Information is available at Astros.com/community.



ASTROS PLAYER, ALUMNI AND FRONT OFFICE APPEARANCES

Astros players, alumni, owners and executives make a select number of appearances throughout the year. Businesses and groups who wish to request an appearance by an Astros player, alumnus or front office member should complete and submit an appearance application at least four to six weeks prior to the proposed event. The application should include detailed information on the event including specific date, time, exact location of the appearance, how many people will be in attendance and the purpose of the event. The Astros online appearance request forms are available at www.astros.com/community.



PLAYERS

PLAYER DEVELOPMENT

2020 REVIEW

OPPONENTS

HISTORY AND RECORDS

SPRING TRAINING

MEDIA INFORMATION

MINUTE MAID PARK

THE ASTROS FOUNDATION

The Astros Foundation is the official 501(c)(3) team charity of the Houston Astros. We seek to harness the passion of our fans to support youth sports and education programs, the recognition/honor of our nation's military, childhood cancer and domestic violence awareness and efforts to reduce homelessness. Our cornerstone initiatives include the Community Leaders Program, the Astros MLB Youth Academy and the Astros RBI Program (Reviving Baseball in Inner Cities).



The Astros Foundation hosts several marquee events throughout the year, including the Diamond Dreams Gala, Share2Care 50/50 Raffle, Safe At Home Luncheon & Style show, Badges & Bases H-Town Rundown, The MVP Coffee Series and the Astros Foundation /AT&T SportsNet Charity Broadcast.





IN THE COMMUNITY

ASTROS COMMUNITY LEADERS

MLB Commissioner Rob Manfred and Astros Owner and Chairman Jim Crane with the Allan H. Selig Award for Philanthropic Excellence, which was awarded to the Astros Community Leaders program in 2017.



Developed by Astros Owner and Chairman Jim Crane, the Community Leaders program seeks to provide the next generation of young athletes with the environment and resources they need to develop physically and mentally. Baseball and softball teach young players the importance of teamwork, perseverance and commitment, principles that will serve them not only on the field, but throughout their lives.

The Community Leaders program has grown significantly since its inception in 2013. Through the help of its generous corporate partners, the program now impacts thousands of children and their youth baseball and softball leagues throughout the city, providing additional resources, instructional player and coaching clinics, infrastructure enhancements, uniforms and equipment. The Community Leaders program has expanded its footprint and scope to include established community centers and youth programs throughout Greater Houston, and provides tens of thousands of uniforms and equipment to children at no cost.

For its efforts, the Community Leaders program received the 2017 Allan H. Selig Award for Philanthropic Excellence, Major League Baseball's highest honor for the charitable efforts of its clubs.



PLAYERS

PLAYER DEVELOPMENT

2020 REVIEW

OPPONENTS

HISTORY AND RECORDS

SPRING TRAINING

MEDIA INFORMATION

MINUTE MAID PARK

ASTROS YOUTH ACADEMY 2801 VICTORY DRIVE, HOUSTON, TX 77088

A cornerstone of the Astros youth baseball and softball initiative is the Houston Astros Youth Academy, which provides free baseball and softball instruction, life-skills training and academic support to young athletes in the Greater Houston Area. The Academy's experienced staff members serve over 10,000 participants, year-round.

The Academy is also home to the Houston Astros RBI program, JrRBI program, summer camps and year-round clinics. Astros RBI, in it's sixth year as an Astros Foundation-run program, has already established a legacy of success, particularly the Astros RBI Softball Team, which has won consecutive national titles (2018-19). Additionally, the Astros RBI Senior Boys (2014-17) and Junior Boys (2015-18) each have four appearances in the RBI World Series.

Since 2014, over 150 RBI members have received baseball or softball opportunities to continue playing at the collegiate level. Since 2015, six RBI members have been drafted by Major League Baseball teams.





ASTROS FOUNDATION IN 2020

The COVID-19 pandemic presented the city of Houston with challenges that have not been seen in over a century. With thousands of people struggling, the Astros Foundation and its Volunteer Corps. stepped up to help when the community needed it most.

In 2020 alone, the Astros Foundation Volunteer Corps. logged over 10,000 hours of work in the community at various events.


From August through December, the Astros Foundation helped provide the Houston Food Bank with over 1 million pounds of food. Additionally, the Astros Foundation supported the Houston Food Bank and its efforts with a \$100,000 donation to Alex Bregman's FEEDHOU campaign in April.

In April, the Astros Foundation made a \$400,000 donation to support the hospitals within the Texas Medical Center to provide medical supplies and PPE (Personal Protective Equipment) to frontline healthcare workers. Additionally, the Astros Foundation and its volunteers partnered with the City of Houston, Project C.U.R.E. and Cheniere Energy to hold a PPE collection drive at Minute Maid Park to give back to the hospital system in Houston. All of the PPE collected supported first responders and municipal employees in Houston working in essential functions.

Later in the year, the Astros Foundation and Cheniere teamed up to host another supply drive, this time benefitting the communities in Louisiana impacted by Hurricane Laura. Over 60 pallets of supplies were donated, which filled two semi trucks and an additional box truck.

The Astros Foundation utilized the Bob Watson Education Center located at the Astros Youth Academy to provide free, socially-distanced support sessions for at-home technology to help adults and parents assist their children with the "new normal" of student learning. These sessions helped support participants from eight school districts in Houston.

PLAYERS
PLAYER DEVELOPMENT
2020 REVIEW
OPPONENTS
HISTORY AND RECORDS
SPRING TRAINING
MEDIA INFORMATION
MINUTE MAID PARK





ORBIT



Height: Can you really put a measurement on FUN?

Weight: A lot less in outer space

Species: Homerunus Spectacularus

Birthplace: Foul Territory of the Grand Slam Galaxy

Age: How long is a light-year?

NOTES

- He's a World Series Champion!
- Starred in an ESPN "This Is SportsCenter" commercial
- Named the "Best Mascot in Houston" by the Houston Press three years running
- Three-time nominee of MLB.com's "Greatness in Baseball Yearly Awards" (GIBBYs)
- Two-time winner of the GameOps.com "Best Mascot" Award
- Selected as the only mascot to represent Major League Baseball's All-Star team in the 2014 Japan All-Star Series
- Winner of the inaugural "Mascot Madness" contest by Yahoo! Sports
- Voted "Sexiest Alien Alive" by Extraterrestrial Magazine

Since rejoining the team in 2012 as the official mascot of the Houston Astros, Orbit has quickly become one of the most popular mascots in baseball and all of sports! During pregame, you can often find him giving a fun Astros "welcome" to some of baseball's top athletes such as Mike Trout, Aaron Judge, and Albert Pujols. During the game itself, be on the lookout for some of Orbit's signature shenanigans which can happen on the field or even right next to you in the stands.

Whether it's on the dugout, in the stands or on the field, Orbit's hilarious hijinks have garnered attention from some of the world's top media outlets, including ESPN, MLB Network, FOX Sports, CBS Sports, SB Nation, Yahoo! Sports, The Huffington Post, USA Today, E! Online, MTV, and GQ Magazine to name a few! Many of these performances can be found online, where their respective videos have collectively garnered nearly two billion views.

Orbit's contributions don't stop on the field. In the community, Orbit makes nearly 300 appearances a year! These include everything from public appearances such as community festivals and parades, to private events such as corporate events and birthday parties. Orbit also has been known to participate in a number of promotional stunts throughout the year, including taking on the BP MS 150 bike ride from Houston to Austin, rappelling down the side of the Four Seasons hotel, and tag-teaming events such as the Houston Marathon and the Cypress Triathlon with other Houston-area mascots. Additionally, Orbit offers a series of educational assembly shows, both in-person and virtually via Zoom video, geared toward elementary schools that cover topics such as literacy, anti-bullying, saying no to drugs, STEM and preparing for the STARR test.

In 2019, Orbit joined the team on their trip to Monterrey, Mexico, as they played the Los Angeles Angels as a part of MLB's International Series. This was Orbit's fourth international trip, including a trip to Japan (2014) and Mexico (2016) and Taiwan (2018).

In 2017, Orbit released his very first children's book, Orbit's First Day of School! The book covers topics such as making new friends, how to handle bullies, embracing differences, celebrating strengths and practicing respect. They are available for purchase exclusively at the Astros Team Store at Minute Maid Park.

ORBIT APPEARANCES

Book Orbit for your next event! He does birthdays, corporate events, Bar-Mitzvahs, sorority inductions, surprise haircuts and potty-training celebrations just to name a few!

For more information, please call 713-259-8303 or visit www.astros.com/orbit.

You can also find Orbit on Facebook, Twitter, and Instagram @OrbitAstros!

Orbit is the most-requested mascot on Cameo.

To request your own Cameo from Orbit, visit www.cameo.com/orbitastros

ASTROS FRONT OFFICE



EXECUTIVE OFFICE

Owner and Chairman.....	Jim Crane
Senior Vice President, Business Operations	Marcel Braithwaite
Senior Vice President, Revenue.....	Matt Brand
Senior Vice President, Community Affairs and Executive Director, Astros Foundation.....	Twila Carter
Senior Vice President, General Counsel & President of Astros Golf Foundation	Giles Kibbe
Senior Vice President, Marketing and Communications.....	Anita Sehgal
Senior Vice President, Chief Financial Officer.....	Michael Slaughter
Vice President, Tax.....	Vito Ciminello
Vice President, Communications.....	Gene Dias
Vice President, Stadium Operations.....	Bobby Forrest
Vice President, Information Technology.....	Chris Hanz
Vice President, Foundation Development.....	Marian Harper
Vice President, Merchandising and Retail Operations.....	Tom Jennings
Vice President, Ticket Sales and Services.....	Creighton Kahoalii
Vice President, Finance.....	Doug Seckel
Vice President, Human Resources.....	Jennifer Springs
Vice President, Event Sales and Operations.....	Stephanie Stegall
Vice President, Corporate Partnerships.....	Jeff Stewart
Vice President, Strategy and Analytics.....	Jay Verrill
Vice President, Marketing.....	Jason Wooden
Paralegal.....	Jessi Merlo
Executive Assistants	Eileen Colgin, Mary Kate Hail
Administrative Assistant.....	Brittany Redeaux

BASEBALL OPERATIONS

General Manager.....	James Click
Assistant General Manager.....	Pete Putila
Special Assistant to the General Manager.....	Craig Biggio, Enos Cabell
Senior Director, Player Evaluation	Ehsan Bokhari
Senior Director, Baseball Strategy.....	Bill Firkus
Director, Latin American Operations.....	Caridad Cabrera
Director, Player Evaluation.....	Charles Cook
Director, Minor League Operations.....	Derrick Fong
Director, Research and Development.....	Sarah Gelles
Director, Amateur Scouting.....	Kris Gross
Director, Team Operations.....	Derek Vigoa
Senior Manager, Player Valuation & Economics.....	Brendan Fournie
Manager, Pro Scouting.....	Matt Hogan
Manager, Minor League Logistics & Housing.....	Juan Huitron
Manager, Advance Scouting.....	Tommy Kawamura
Manager, International Operations.....	Alexandra Noboa
Manager, Major League Video and Technologies.....	Antonio Padilla
Manager, International Scouting.....	Brian Rodgers
Manager, Major League Strategy.....	Will Sharp
Manager, Baseball Technology.....	Sam Visser
International Cross-Checker.....	Roman Ocumarez
Coordinator, Dominican Academy Operations.....	Jessica Ben
Coordinator, Baseball Strategy.....	Anthony Cacchione
Coordinator, Player Evaluation.....	Ryan Courville
Coordinator, Baseball Operations & Bilingual Media.....	Andrew Dunn-Bauman
Coordinator, Advance Scouting.....	Christopher Rosenbaum
Coordinator, Minor League Operations.....	Rafael Soto
Assistant, Baseball Operations.....	Kyle McLaughlin
Assistant, Latin American Operations.....	Elizabeth Nunez
Player Evaluator.....	Aaron DelGiudice, Cam Pendino
Baseball Operations Fellow.....	Rose Graves



FRONT OFFICE

PLAYERS

PLAYER DEVELOPMENT

2020 REVIEW

OPPONENTS

HISTORY AND RECORDS

SPRING TRAINING

MEDIA INFORMATION

MINUTE MAID PARK

BASEBALL OPERATIONS, RESEARCH AND DEVELOPMENT

Program Manager, Research and Development	Catherine Cage
Senior Analyst, Research and Development	Ryan Ferguson
Senior Architect, Research and Development	Andy Dysart
Senior Developer, Research and Development	Danny Friedheim
Manager, Research and Development	Adam Brodie
Full-Stack Developer, Research and Development	Chandler Evans
Machine Learning Engineer, Research and Development	Kristen Mori
Front-End Developer, Research and Development	Jaken Herman
Senior Research Scientist, Research and Development	Bill Johnson
Full-Stack Developer, Research and Development	Nathan Verlin
Quantitative Developer, Research and Development	Charlie Young

BROADCASTING

Manager, Broadcasting	GINNY GRANDE
TV Announcers	Geoff Blum, Todd Kalas
Radio Announcers	Robert Ford, Steve Sparks
Spanish Radio Announcers	Francisco Romero, Alex Treviño
Radio Producer/Engineer	Matt Boltz

BUSINESS OPERATIONS

Senior Director, Risk Management	Monica Rusch
Coordinator, Risk Management	Susan Godfrey

BUSINESS STRATEGY & ANALYTICS

Strategy & Analytics Fellow	Sabrina Odierno
-----------------------------------	-----------------

CLUBHOUSE

Clubhouse and Equipment Manager	Carl Schneider
Visiting Clubhouse Manager	Steve Perry
Clubhouse Attendants	David Burd, Stacy Gallagher
Manager, Florida & Minor League Clubhouse Operations	Trevor Morris
Assistant, Florida & Minor League Clubhouse Operations	Brandon Blade

COMMUNICATIONS

Senior Manager, Communications	Steve Grande
Coordinator, Communications	Meshach Sullivan

COMMUNITY AFFAIRS, ASTROS FOUNDATION, ASTROS YOUTH ACADEMY

Director, Youth Academy	Daryl Wade
Manager, Youth Academy	Duane Stelly
Manager, Community Relations and Astros Foundation	Rachel Bubier
Program Manager, Community Relations and Astros Foundation	Hugo Mojica
Coordinator, Youth Academy	Megan Hays
Community Outreach Executives	Jeff Bagwell, Jose Cruz

CORPORATE PARTNERSHIPS

Director, Corporate Partnerships	Melissa Hahn
Director of Sales, Corporate Partnerships	Jimmy Comerota, Keshia Henderson
Account Manager, Corporate Partnerships	Ashley Hays, Lauren Hill, Kyle Lampis, Haleigh Sanders
Account Executive, Corporate Partnerships	Craig Bristow

ENGINEERING, SECURITY AND STADIUM OPERATIONS

Senior Director, Stadium Operations	Thomas Bell
Director, Security and Parking	Ben Williams
Director, Team Security	Armando Jurado
Manager, Engineering	Michael Seighman
Manager, Event Security	Roy Pippin Jr.
Manager, Parking	Gary Rowberry
Supervisor, Engineering	Brian Hayward
Stadium Operations Supervisor	William Connaught
Engineering Supervisor	Johnny Burton
Technicians	Kevin Chap, Julian Delgado, Seth Foreman, Alfredo Gonzalez, Juan Gonzalez, Angel Hernandez, Eric King, Orlando Mendenhall, Marset Mitchner, Cesar Ramirez Sr.
Manager, Warehouse	Ada East
Coordinator, Office Services	Shelton Starling

FINANCE

Senior Director, Finance.....	Abby Brantley
Director, Finance.....	Luke Franken
Senior Analyst, Accounting.....	Michael Harrington, Brad Russell
Senior Manager, Payroll.....	Michelle Ober
Manager, Payroll.....	Jessica Brooks

GOLF FOUNDATION

Tournament Director, Astros Golf Foundation/Houston Open.....	Colby Callaway
Sales Manager, Astros Golf Foundation/Houston Open.....	Brian White
Manager, Volunteers and Events, Astros Golf Foundation/Houston Open.....	Monica Whitt
Tournament Coordinator, Astros Golf Foundation/Houston Open.....	Eric Redeker

GROUNDS CREW

Head Groundskeeper.....	Izzy Hinojosa
Assistant Groundskeeper.....	James Vaughn
Groundskeeper.....	Willie Berry
Groundskeeper III.....	Jake Cooley, Mike Lidecker, Sixto Zapata

GUEST SERVICES AND TOURS

Senior Director, Guest Services.....	Michael Kenny
Senior Manager, Guest Services.....	Kristen Lundgren
Coordinator, Tours.....	Chris Rawls, Paige Bownds
Receptionist.....	Helen Washington

HUMAN RESOURCES

Senior Director, Benefits & Compensation.....	Edna Chan Troncoso
Coordinators, Human Resources.....	Heather Kuehn, Tabitha Terrell, Ashley Bannister

INFORMATION TECHNOLOGY

Director, Applications and Data.....	Chris Josefy
Director, Audio/Visual.....	Lowell Matheny
Director, Project Management.....	Karambir Kalsi
Operations Manager.....	Dusty Thibodeaux
Service Desk Manager.....	Cindy Saenz
System Coordinator.....	Damyon Jackson
IT Client Support.....	Chris Fuentes
IT Specialist.....	Merlin Griggs, Justin Montez, Jonathan Viernes
Technician, Audio/Visual.....	Nicholas Starr

MARKETING

Senior Director, Fan Experience.....	Chris Garcia
Director, Content.....	Alex Herko
Senior Manager, Marketing Entertainment.....	Kyle Hamsher, Richard Tapia
Senior Manager, Promotions and Events.....	Daniel Klimpel
Senior Manager, Creative Services and Associate Creative Director.....	Alex Grigas
Manager, Photo & Video Content.....	Cato Cataldo
Manager, Marketing Projects.....	Larry Provitt
Manager, Production.....	Garret Young
Graphic Designer.....	Kim Rogers, Clint Self
Coordinator, Digital Marketing.....	Catie Willis
Coordinator, Grassroots Marketing.....	Meehee Kim
Coordinator, Marketing Entertainment.....	Oscar Liendo
Coordinator, Production.....	Logan Lozano
Coordinator, Promotions and Events.....	Hannah Kirsch, Liz Sherman
Producer, Content.....	Matt Rewis
Team Photographer.....	Evans Triplett



FRONT OFFICE
 PLAYERS
 PLAYER DEVELOPMENT
 2020 REVIEW
 OPPONENTS
 HISTORY AND RECORDS
 SPRING TRAINING
 MEDIA INFORMATION
 MINUTE MAID PARK

MEDICAL STAFF

Head Athletic Trainer and Head Physical Therapist	Jeremiah Randall
Major League Assistant Trainer	Lee Meyer
Major League Strength and Conditioning Coach	Brendan Verner
Major League Assistant Strength and Conditioning Coach	Taylor Rhoades
Major League Dietician	Alli Gallop
Head of Sports Science	Jose Fernandez
Mental Skills Coordinator	Jesse Michel, Ph.D., CMPC

RETAIL AND MERCHANDISING OPERATIONS

Senior Buyer	Josiah Gallow
Buyer	Brandon Pemble
Manager, Retail Operations	Brandon Puls
Manager, Retail Store	Micah Arceneaux

SPECIAL EVENT SALES AND OPERATIONS

Account Executive, Special Events	Caleb Ambrose
Coordinators, Special Event Operations	Katherine Diehm, Bridgette Fries

TICKET SALES AND SERVICES

TICKET OPERATIONS:

Director, Ticket Operations	Mark Cole
Director, Box Office Operations	Bill Cannon
Manager, Ticket Operations	Trevor Purvis
Manager, Box Office Operations	Marcus Barefield II
Representative, Ticket Operations - Technology	Jerry Delgado
Sales Consultant, Inside Sales	Curtis Grice

PREMIUM SERVICES:

Manager, Premium Sales	Greg Van Sickler
Senior Account Manager, Season Ticket Services... Jeff Troncoso, Kara Looker, Lawrence Pious, Michael Hurley	
Account Manager, Season Ticket Services	Bailey Loden, Marcie Mendoza, Erik Robertson, Sarah Salibo

GROUP SALES:

Director, Group Sales	Mariza Lerma
Senior Account Executive, Group Sales	Brent Broussard
Account Executive, Group Sales	Mamadou Ba, Dean Bisceglia, Olivia Podaras, Ryan Veinotte

SEASON TICKET SALES:

Director, Season Ticket Sales	Adam Martelli
Account Executive, Season Ticket Sales	Blake Mullen

PREMIUM SALES:

Senior Director, Ticket Sales	P.J. Keene
Senior Account Executive, Premium Sales	Cody Vanghel
Account Executive, Premium Sales	Brandon Caporale, Christian Duda, Juan Guerrero, Ethan Miller



JIM CRANE

OWNER & CHAIRMAN



On Nov. 17, 2011, Major League Baseball unanimously approved the purchase of the Houston Astros by a group headed by Houston businessman Jim Crane, marking the beginning of an era of Astros baseball.

As Owner and Chairman, Jim Crane hit the ground running upon taking control of the Astros in 2011 by immediately putting his plan to rebuild the franchise into action. As a highly successful businessman in Houston and former standout college pitcher, Jim's credentials made him the perfect choice to build a winning team both on and off the field in Houston.

From the start, Jim was clear about his goals: to make the Astros a ballclub that can have sustained success at the Major League level by building a top-notch farm system and to provide Astros fans with an outstanding experience at Minute Maid Park.

In just six years, Jim Crane took the Astros from worst to first in spectacular fashion. Houston's farm system, which was ranked as one of the worst in baseball in 2011, recovered in a three-year span to be ranked as the best in baseball in 2014. Since then, that same farm system has produced multiple Major Leaguers and everyday players and has given the Astros the ability to pull off multiple trades, all signed off on by Crane, including the acquisitions of Justin Verlander in 2017, Gerrit Cole in 2018 and Zack Greinke in 2019.

Buoyed by promotions and acquisitions, the Major League club went from a 111-loss season in 2013 to ultimately winning its first World Series Championship in 2017. The club has continued to produce at the highest level, as the Astros posted 100-plus wins in three consecutive seasons (2017-19). In 2019, the Astros set a franchise record with 107 regular season wins and won the American League pennant, their second in a three-year span.

In order to make the experience at Minute Maid Park one of the best in baseball, the Astros have made several large-scale renovations to the ballpark under Jim's leadership. The multi-million-dollar investment in center field, the addition of the Astros Hall of Fame Alley and the renovations and enhancements to the ballpark's suites were the most recent innovative updates that showcase Jim's commitment to making Minute Maid Park a great destination for fans of all ages.

Jim recognized the need for a new Astros Spring Training facility and successfully moved the team to West Palm Beach in 2017, where players and fans now enjoy a first-class, state-of-the-art facility, FITTEAM Ballpark of the Palm Beaches. Through a partnership, Jim also purchased an office building five miles from the Spring Training facility and had it re-developed into a Hilton Garden Inn branded hotel which serves the public as well as Astros players, staff and families.

He also successfully brokered the purchase of the Double A Corpus Christi Hooks in 2015 and was closely involved with the acquisition of a Class A Advanced affiliate in the Carolina League in 2017. In 2019, that team had a new stadium built in Fayetteville, N.C., and a new nickname, Fayetteville Woodpeckers. Ballpark Digest recognized the Woodpeckers' brand with the 209 Logo/Branding of the Year Award in 2019. Additionally, Jim continued to add to the Astros minor league system this offseason, acquiring the Sugar Land Skeeters franchise to serve as the Astros Triple A affiliate. The deal is scheduled to be finalized prior to the start of the Triple A season.

Under Jim's leadership, the Astros have supported several of MLB's diversity initiatives, including MLB's eighth annual Civil Rights Game and ancillary activities as well as MLB's Diversity Summit, a sports employment and business opportunity career and trade fair. Houston has twice hosted the Urban Invitational, a nationally-televised collegiate baseball tournament designed to give HBCUs and their baseball programs national exposure, as well as the Breakthrough Series, a collegiate and professional scouting showcase featuring a diverse group of top high school players in the country.

Passion for the Game

Jim hails from St. Louis, Mo. where he became a loyal, spirited fan of the St. Louis Cardinals. As a teenager, he caddied for members of the Cardinals team at local golf clubs and parked cars for patrons at Cardinals games. Jim was impressed by the Cardinals' caring, family atmosphere and the team's close ties with the local community. He has carried these values forward throughout his life in business, philanthropic and personal relationships.

As a young man, Jim put his innate passion for baseball into action at Central Missouri State University (now the University of Central Missouri), where he was a standout pitcher for the Mules from 1973-76 under the late, revered coach, Robert Tompkins. Jim still holds the Mules' single-game strikeout record with 18, and in 1997, was inducted into the Central Missouri State University Athletic Hall of Fame.





FRONT OFFICE

PLAYERS

PLAYER DEVELOPMENT

2020 REVIEW

OPPONENTS

HISTORY AND RECORDS

SPRING TRAINING

MEDIA INFORMATION

MINUTE MAID PARK

Jim was the primary underwriter of a \$1.2 million renovation in 1998 of the old Mules Field on the University of Central Missouri campus. On Jan. 21, 1998, the facility was renamed the James R. Crane Stadium/Robert N. Tompkins Field in honor of Jim and his beloved coach. Jim continues to contribute to the college annually to provide athletic scholarships for Mules baseball. On Jan. 29, 2017, Jim was enshrined in the Missouri Sports Hall of Fame for his outstanding pitching career at the University of Central Missouri, his generous donations to UCM baseball and his successful efforts in rebuilding the Houston Astros franchise.

Jim earned a Bachelor of Science degree in industrial safety from Central Missouri State University in 1976. This led to a loss-control job evaluating commercial risks for an insurance company and then a move to Houston in 1982, where he entered the freight forwarding business.



Whitney and Jim Crane

Success in the Business World

In March of 1984, at the age of 30 and with \$10,000 borrowed from his sister, Jim founded Eagle USA Airfreight (EGL, Inc.). In his first office located in Houston with a sole employee, Jim handled the loading and trucking himself. The company made money in its first month, and Jim ultimately built it into an organization of more than 10,000 employees with 400-plus facilities in 139 countries. EGL was named one of Houston's "Best Places to Work," and reached No. 599 on the Fortune 1000 list during Jim's tenure. Jim has been the recipient of a long list of awards and honors for his entrepreneurial activities and business successes. The company was acquired in an LBO transaction in August 2007.

In August of 2008, Crane formed Crane Worldwide Logistics (CWL), a premier global provider of customized transportation and logistics services. CWL continues to grow rapidly with experienced members of Crane's management team and sales force at the helm.

Jim's love of baseball is unabated, and he has added the game of golf to his athletic endeavors. He acquired the Floridian, a private golf resort in Palm City, Fla., in 2010. In 2017, Jim ventured into the restaurant business and opened Osso & Kristalla and Potente named after his children. In 2018, he also took ownership of the Houston Open, the PGA TOUR tournament that was in danger of leaving the city. The tournament is operated under the Astros Golf Foundation and will transition to the Memorial Park Golf Course in 2020.

Jim also acquired Davaco, a leader in high-volume remodels and technology deployments for global brands. He then started a software company, Modiant, as well as Crane Safety, a commercial safety supply company.

Stepping Up and Giving Back

As Astros Owner and Chairman, Jim has embraced the opportunity to give back to the City of Houston and beyond. Since he took ownership of the club, the Astros Foundation has donated and invested over \$50 million into the Houston community and beyond.

In April of 2020, during the early stages of the pandemic, Jim stepped up to connect the Astros Foundation with Crane Worldwide Logistics, which resulted in millions of medical supplies being delivered to Houston hospitals within the Texas Medical Center. The goal of the partnership was to provide funding, logistics and transportation support for much-needed medical supplies and Personal Protective Equipment (PPE) being used by healthcare professionals to treat COVID-19 patients.

Jim also connected the Astros Foundation and Crane Worldwide with Astros players Carlos Correa and Martin Maldonado plus other MLB players from Puerto Rico to assist with delivering medical supplies to the island. In that endeavor, the Astros Foundation and Crane Worldwide covered 100% of the freight and transportation costs and also coordinated the logistics to get those much-needed medical supplies to Puerto Rico.

Additionally, the Astros Foundation has partnered with the City of Houston to use Minute Maid Park as both a COVID-19 testing site and as a vaccination site.

In the immediate aftermath of Hurricane Harvey, Jim and the Astros ownership group were among the first to pledge \$4 million to relief efforts. Jim also facilitated the shipment of more than 240,000 pounds of disaster relief supplies to Puerto Rico, where he was instrumental in transporting families of Astros and other MLB players, as well as hospitalized patients in critical condition, to safety.

In 2018, when the City of Houston was in danger of losing the Houston Open golf tournament, Jim helped establish the Astros Golf Foundation to ensure that the historic, PGA Tour tournament would remain in Houston. As a result, since 2019, the Houston Open has been presented by the Astros Golf Foundation and has had a tremendous impact on the Houston community. The Astros Golf Foundation spearheaded a \$34 million renovation to Memorial Park Golf Course, which now plays host to the Houston Open. One of the key goals of the Astros Golf Foundation is to provide much-needed




Jim Crane at the 2020 Houston Open

ed resources and funds to the citizens and community of Houston through park improvements, charitable fundraising and investing in youth programs.

Jim is committed to providing local children the opportunities he feels baseball afforded him in his youth. One of his first initiatives after purchasing the Astros was the creation of the Astros Community Leaders program, which won MLB's prestigious Allan H. Selig Award for Philanthropic Excellence in 2017. As part of the program, a multi-million-dollar partnership was formed with the City of Houston's Parks and Recreation Department and included participation from several corporate partners, whose financial donations supported the field refurbishments, year-round maintenance, league programming and uniforms. Now, tens of thousands of young athletes receive free uniforms, equipment, tickets to Astros games and professional instruction through the Community Leaders program. The parents, coaches and league participants also benefit from different types of clinics through the Community Leaders program, attending clinics on coaching, groundskeeping, nutrition, education, and much more.

"Baseball was very important to my development," Jim said. "Playing baseball made me a lot more confident and comfortable in my ability to achieve things. I'd like to be able to help more kids get the opportunities that I had through baseball."

Jim has been the recipient of a long list of awards and honors for his entrepreneurial activities and business successes. In 2019, Jim was recognized as the MD Anderson "Living Legend" and was also presented with the Ben Taub Humanitarian Award at their Jubilee of Caring event. He also won the 2019 Houston Sports Award Executive of the Year award. In May of 2018, he received the Public Service Award from the American Leadership Forum and was also inducted into the St. Louis Sports Hall of Fame where he received the August A. Busch, Jr. Award. On November 1, 2018, Jim was inducted into the Texas Business Hall of Fame and in December 2018 received the Jack Buck Award from the Missouri Athletic Club in St. Louis, Missouri.



HOUSTON ASTROS OWNERSHIP HISTORY

Roy Hofheinz, R.E. "Bob" Smith (1962-65) and partners ... 1962-1976
 GE Credit, Ford Motor Credit 1976-1979
 John McMullen 1979-1992

Drayton McLane Jr. 1992-2011
 Jim Crane 2011-present



FRONT OFFICE



JAMES CLICK

GENERAL MANAGER



James Click was named the 13th General Manager in Astros franchise history on Feb. 3, 2020. In his role, he oversees all aspects of the baseball operations department.

The 2020 season was a memorable one for the first-year General Manager Click. Despite many challenges, the Astros success on the field continued under him as the club advanced to within one win of a return to the World Series. The 2020 Astros became just the third AL team ever to appear in four consecutive League Championship Series.

In addition to joining the organization late in the offseason, Click navigated through several other challenges in his first season in Houston, including dealing with a rash of injuries to key players as well as the unprecedented responsibility of running baseball operations during a pandemic.

Shuffling the roster became a daily occurrence for Click and his staff as the club was forced to place 20 different players on the Injured List to due injuries or COVID-related issues. As a result, the Astros used a club-record and MLB-high 15 rookie pitchers during the season, 10 of whom made their Major League debuts in 2020. Despite the roster obstacles, the Astros persevered, qualifying for the postseason and earning series victories in the Wild Card round vs. Minnesota and the ALDS vs. Oakland before falling to the Rays, Click's former club, in a dramatic, seven-game ALCS.

Prior to being named Astros General Manager, Click, 43, was with the Tampa Bay Rays, where he most recently served as the club's Vice President of Baseball Operations for three seasons (2017-19). Overall, Click's career with Tampa Bay spanned 14 years, originally joining the club as a Coordinator of Baseball Operations in 2006. He would later serve as the Rays Director of Baseball Research and Development and then as Director of Baseball Operations.

In his role as the Rays VP of Baseball Operations, Click was involved in guiding and overseeing all aspects of the baseball operations department. His areas of focus were research and development, strategic planning, and innovation, with particular attention on the Rays' efforts to create and maintain department-wide initiatives on player evaluation, player assessment, roster configuration, trade and contract negotiation, league relations, and staff management.

In his 14 years with the Rays, Click worked alongside several current decision-makers across the baseball landscape, including Dodgers President of Baseball Operations Andrew Freidman, Red Sox Chief Baseball Officer Chaim Bloom and current Rays Senior Vice President of Baseball Operations and General Manager Erik Neander.

A Durham, N.C. native and graduate of Yale University (B.A., History), Click wrote for Baseball Prospectus for several years before joining the Rays. He and his wife, Ace, reside in Houston and have two sons, Sam and Nate.



PLAYERS

PLAYER AND DEVELOPMENT

2020 REVIEW

OPPONENTS

HISTORY AND RECORDS

SPRING TRAINING

MEDIA INFORMATION

MINUTE MAID PARK

HOUSTON ASTROS GENERAL MANAGERS

Gabe Paul	Oct. 25, 1960 – April 27, 1961
Paul Richards	Sept. 7, 1961 – Dec. 12, 1965
Spec Richardson	July 27, 1967 – July 10, 1975
Tal Smith	Aug. 7, 1975 – Oct. 26, 1980
Al Rosen	Oct. 26, 1980 – Sept. 13, 1985
Dick Wagner	Sept. 13, 1985 – Oct. 23, 1987
Bill Wood	Dec. 7, 1987 – Oct. 5, 1993

Bob Watson	Oct. 5, 1993 – Oct. 23, 1995
Gerry Hunsicker	Nov. 10, 1995 – Nov. 1, 2004
Tim Purpura	Nov. 1, 2004 – Aug. 27, 2007
Ed Wade	Sept. 20, 2007 – Nov. 27, 2011
Jeff Luhnow	Dec. 7, 2011-Jan. 13, 2020
James Click	Feb. 3, 2020-current



PETE PUTILA

ASSISTANT GENERAL MANAGER



Pete Putila (pronounced puh-TELL-uh) enters his 11th season with the Astros and his second as assistant general manager. In his role, Pete is involved with all aspects of baseball operations with a focus on player development, sports medicine and performance.

Pete joined the Astros organization in 2011 as a baseball operations intern. His responsibilities included assisting with administration across baseball operations, amateur scouting, pro scouting and player development. He was hired full-time to the position of baseball operations assistant in September of 2011 where his duties were expanded to include Major League advance scouting support.

In 2013, he was promoted to baseball operations coordinator where he began working in conjunction with decision sciences to integrate data, research and technology into player development processes across the Major and minor league levels. He also traveled with the Major League team in 2014 and 2015, conducting replay review.

In 2015, he was promoted to assistant director of minor league operations where he assisted in all aspects of Major and minor league player development and minor league operations. A year later in 2016 he was promoted to director of player development where he oversaw Major and minor league player development while assisting with the integration of scouting technology.

Pete is a graduate of West Virginia University where he received his bachelor's degree in sport management and served as the baseball team's student manager. A native of Carmichaels, PA, Pete and his fiancé Amethyst currently reside in Houston.



CRAIG BIGGIO

SPECIAL ASSISTANT TO THE GM



Hall of Famer and longtime Astros icon Craig Biggio is in his 14th season as a special assistant to the General Manager. In this role, Craig works in several areas, including with the baseball operations staff in its Major and minor league player development programs with special emphasis on instruction, the amateur draft and scouting, and Major and minor league talent evaluation. Additionally, Craig participates in the club's community development program.

On Jan. 6, 2015, Craig Biggio became the first player in Astros history to be voted into the National Baseball Hall of Fame after receiving 82.7 percent of the total votes from the Baseball Writers' Association of America. He was officially inducted into the HOF during the annual ceremony in Cooperstown on July 26, 2015. Craig was also inducted to the Astros Hall of Fame on August 3, 2019, as a part of the inaugural class.

The franchise career leader in hits, games played, runs scored, and at-bats, Craig retired at the end of the 2007 season following a stellar, 20-year career, all with the Astros. His No. 7 was retired by the ballclub on Aug. 17, 2008.

He finished his career with 3,060 hits, 668 doubles, 291 homers, 1,175 RBI, and a .281 career average in 2,850 games. He remains the franchise leader in several categories, including hits, doubles, games played and runs (1844).

A first-round selection by Houston in the June 1987 draft, Craig became the first Astro to reach the 3,000-hit plateau with a seventh-inning single against Colorado's Aaron Cook on June 28, 2007 at Minute Maid Park. His 3,060 hits rank 25th all-time, and his 668 career doubles are the 2nd-most of any right-handed hitter in Major League history (sixth all-time overall).

Craig's 20 seasons with Houston are a franchise record, and he also made a club-best 19 consecutive Opening Day starts. He is also the only player in Major League history to reach all of the following milestones: 600 doubles (668), 250 home runs (291), 2,700 hits (3,060), and 400 stolen bases (414). Craig and Cal Ripken Jr. are the only middle infielders (only 13 players all-time) to collect 3,000 hits and 1,000 extra-base hits.

Craig was named to a franchise-record seven National League All-Star teams, received five Silver Slugger Awards, four Rawlings Gold Glove Awards and was a member of six Astros playoff teams. Craig holds National League records for leadoff home runs with 53 (ranks second all-time) and for hits in interleague play with 201. He also led all players during the 2005 postseason with 18 hits.

Additionally, Craig was the 2007 recipient of the Roberto Clemente Award, a prestigious honor bestowed upon one Major League player each season by Major League Baseball and the Clemente family recognizing community service. Craig has been actively involved with the Sunshine Kids throughout his career, a support organization for children with cancer and their families.

Craig and wife Patty reside in Houston and have two sons, Conor and Cavan, and one daughter, Quinn. In 2010, Craig coached his sons' St. Thomas High School baseball team to the Texas Class 5A state championship. Both Conor (graduate '15) and Cavan (drafted '16) played baseball for the University of Notre Dame. Cavan was drafted by the Blue Jays and made his Major League debut for Toronto in 2019. On Sept. 17, 2019 in Baltimore, Cavan hit for the cycle, making he and his father just the second father-son duo to each hit for the cycle in an MLB game; Quinn is a member of the Notre Dame softball team.



FRONT OFFICE



ENOS CABELL

SPECIAL ASSISTANT TO THE GM



Enos Cabell is in his 17th season as a special assistant to the General Manager after being named to the post on Nov. 17, 2004. He had been serving as a consultant since joining the Astros front office on July 29, 2004. Enos assists General Manager Jeff Luhnow and the Astros scouting department in evaluating the Astros Major and minor league players, along with other projects and assignments within the scouting area.

During his 15-year Major League playing career, Enos played for the Astros from 1975-80 and 1984-85 and is in the top 10 in franchise history in several categories. In 1978, he was named the team's MVP after setting club records in at-bats (660) and games (162) and tallying a then-record 195 hits, which ranked third in the National League. He currently ranks tied for eighth on the club's all-time list in stolen bases (191) and tied for sixth in career batting average (.281).

Enos stole more than 30 bases for four straight seasons (1976-1979) while with Houston. In 1,688 career big league games from 1972-86, he hit .277 (1647x5952) with 60 home runs and 596 RBI. He started 149 games at third base for the 1980 National League West Champion Astros and played on two other division-winning clubs, the 1974 Baltimore Orioles and the 1985 Los Angeles Dodgers.


From 1991-94, Enos was an analyst on Home Sports Entertainment telecasts of Astros home games and from 1991-96, he hosted the weekly call-in show, *Astros Report*, on KCOH Radio. He was a member of the Texas Southern University's Board of Regents from 1995-2001 and served as interim athletic director for the school in 2000.

Enos is a graduate of L.A. Harbor Junior College in San Pedro, Calif., where he was an all-conference selection in baseball. He is a cousin of former Major Leaguers Dick Davis and Ken Landreaux. He and his wife, Ruby, make their home in Missouri City, Texas. Enos has three sons, Marcus, Stephen and Cordell.

PLAYERS

PLAYER AND DEVELOPMENT

2020 REVIEW



EHSAN BOKHARI

SENIOR DIRECTOR, PLAYER EVALUATION



Ehsan Bokhari (first name pronounced Es-sen; last name Bo-kar-ree) joined the Houston Astros as Director of Research and Development in November 2018. A year later, Ehsan was promoted to his current role as Senior Director, Player Evaluation.

In his current role, Ehsan contributes to amateur, professional and international player evaluation. He previously oversaw all projects coming out of R&D, ensuring their quality and making certain that all baseball operations' consumer needs were met. Prior to joining the Astros, Ehsan previously spent four seasons (2015—2018) with the Los Angeles Dodgers' R&D team as a Senior Analyst—he was one of the original members of the Dodgers' R&D staff.

Prior to joining the Dodgers, Ehsan was a Visiting Assistant Professor in the Department of Statistics at the University of Illinois for the 2014-2015 academic year. Also at the University of Illinois, in 2014 Ehsan completed a PhD in quantitative psychology and in 2011, an MS in statistics.

Ehsan earned his undergraduate degree in psychology and mathematics at the University of Arizona, graduating in 2009.

OPPONENTS

HISTORY AND RECORDS

SPRING TRAINING



BILL FIRKUS

SENIOR DIRECTOR, BASEBALL STRATEGY



Bill Firkus joined the Astros in July 2013 and was named Senior Director of Baseball Strategy in 2019. Prior to his current role, Bill served as the Astros' Director of Sports Medicine and Performance for four years. Bill now oversees the team that advises Baseball Operations leadership on Major League roster management and in-game strategy. Prior to joining the Astros, Bill's work in the healthcare field included nearly three years in healthcare investment banking with Piper Jaffray and nearly four years in marketing and strategy with Medtronic, the largest medical device manufacturer in the world.

Bill received his bachelor's degree in finance from the University of Wisconsin, Madison and his MBA from the University of California, Berkeley. He resides in Houston.

MEDIA INFORMATION

MINUTE MAID PARK



CARIDAD CABRERA

DIRECTOR, LATIN AMERICAN OPERATIONS



Caridad Cabrera joined the Astros in January 2010 as the DR Academy administrator. She is now in her 12th season with the organization and third as Director, Latin American Operations. Caridad oversees all aspects of the Astros Latin American development and operations in addition to overseeing the administrative aspects of the Astros Academy in the DR. In addition to administrator, Caridad also served in the positions of Supervisor, Latin American Operations and Manager, Latin American operations.

Prior to joining the Astros, Caridad served as Analyst in the pledge's unit of the Dominican Ministry of Agriculture. Before that, she served as administrative assistant in EMC Abogados, handling all aspects related to human resources and payroll.

Caridad graduated, cum laude, from O&M with an engineering degree in computer systems and holds a master's degree in business administration (senior management) from INTEC.



CHARLES COOK

DIRECTOR, PLAYER EVALUATION



Charles Cook enters his fifth year with the Astros, and his second as Director of Player Evaluation. Charles previously held the roles of Baseball Operations Coordinator and Manager of Amateur Scouting Analysis for the Astros. In his current role, Charles plays a critical role in the amateur draft and drives the evaluation process for amateur players across both the domestic and international markets.

Charles is a 2015 graduate of Yale University, where he was a member of the baseball and football teams. As a student, he held a summer internship with the Astros business strategy & analytics department.




DERRICK FONG

DIRECTOR, MINOR LEAGUE OPERATIONS



Derrick Fong joined the Astros in 2019 as the Director of Minor League Operations. Prior to joining the Astros in 2019, Derrick interned for the Minnesota Twins in 2005 and 2006, and then spent more than 10 years with the Chicago Cubs, starting as a Community Affairs intern in 2008. From 2009 – 2013, he served as the Accounts Receivable/Accounts Payable Administrative Assistant for the Cubs before transitioning to baseball operations as Minor League Administration Coordinator and Manager. In that role, he oversaw all transactions, budgeting and daily administrative operations.

Derrick, a native of Wilmette, Illinois, is a 2007 graduate of the University of Minnesota with a degree in Business, Marketing Education and Communications Studies.



SARAH GELLES

DIRECTOR, RESEARCH AND DEVELOPMENT



Sarah Gelles, who joined the Houston Astros in November 2018, was promoted last year to her current role as Director of Research and Development. In this role, Sarah leads an R&D team that is central to the Astros' data-driven approach.

Prior to joining the Astros, Sarah served for three years as the Director of Analytics & Major League Contracts for the Baltimore Orioles. In that role, she oversaw the club's analytics department, led development of internal baseball operations systems, handled Major League roster management and rules compliance, and assisted the General Manager with player acquisitions, negotiations and other aspects of baseball operations.

Sarah began her career with the Orioles as a Baseball Operations intern in 2011 and served as Coordinator of Baseball Analytics from 2012-14. During that time, she built out the club's internal database infrastructure and oversaw an expansion of the use of data and analytics across baseball operations. She was promoted to Director of Baseball Analytics in 2014. Before arriving at the Orioles, Sarah worked for the Philadelphia Phillies, Pittsburgh Pirates, and Major League Baseball's Labor Relations Department.

A 2010 summa cum laude graduate of Amherst College, Sarah currently resides in Houston with her husband, Jonathan.



KRIS GROSS

DIRECTOR, AMATEUR SCOUTING



Kris Gross enters his ninth season with the Astros organization since joining the club as the team's West Coast Supervisor in 2012. Since he joined the Astros scouting staff, the club has produced more players (38) via the draft than any other Major League organization.

Promoted to the club's Director of Amateur Scouting role in 2020, Gross oversees the Astros Domestic Scouting operation. He works heavily on the Major League Baseball First-Year Player Draft, but also spends time assisting in the International and Professional Scouting landscapes.

Prior to his current role, Gross has also served as the club's West Coast Supervisor (2013-15), National Supervisor (2016-17) and Domestic Scouting Supervisor (2018-19). In those roles, Gross assisted in the scouting of several high draft picks (RHP J.B. Bukauskas (1st round), RHP Corbin Martin (2nd), 3B J.D. Davis (3rd)) and several later-round picks to eventually make the Astros Major League roster (C Garrett Stubbs (8th), RHP Brandon Bielak (11th), IF Taylor Jones (19th)).

Gross played three seasons in the Cubs minor league system (2003-05), making 70 relief appearances in the rookie level and Class A levels. Following his playing career, he joined the Cardinals front office in 2008 and eventually served as the club's Upper Midwest Area Supervisor for three seasons (2010-12).

Gross holds a B.A. in Business from The University of New Mexico where he was a four-year varsity letter winner for the Lobos baseball team. A native of Lee's Summit, MO, Gross currently resides in with his wife Blair in Houston.



DEREK VIGOA

DIRECTOR, TEAM OPERATIONS



The 2021 season will be Derek Vigoa's sixth with the Astros organization. As the Director of Team Operations, Derek is responsible for Major League team operations, including travel and team services.

Derrick joined the Astros in 2016 as the club's translator, assisting Spanish-speaking players with media interviews. He was promoted to his current position in 2017.

Previously, Derek spent four years at Wasserman, working on sponsorship and business operations consulting with top brands and properties in the sports and entertainment space.

Derek holds a B.A. in Communication from The University of Pennsylvania. He was a four-year varsity letter winner for the Quakers baseball team as a shortstop and was named Big 5 Rookie of the Year in 2009.



MARCEL BRAITHWAITE

SENIOR VICE PRESIDENT, BUSINESS OPERATIONS



Marcel Braithwaite joined the Astros in 2012 and enters his ninth full season with the ballclub. As the Senior Vice President of Business Operations, Marcel runs the operational side of the organization. He oversees various departments and projects, including Stadium Operations and Engineering, Safety and Security, Guest Services, Facilities, and Food and Beverage provided by Aramark. As an operator that likes to roll up his sleeves, Marcel is involved in the daily meetings and coordination of each department and manages the club's Aramark contract and partnership in a similar, hands-on fashion. Since joining the Astros, Marcel has played a pivotal role in the many renovations and improvements to Minute Maid Park.

Marcel began his career in the logistics industry with Aeronet Worldwide in 1993 and then joined Eagle Global Logistics in 1995. Over the course of his career, Marcel worked his way up to senior leadership positions, finally serving in the role of Vice President of the Program Management Office, Americas for CEVA Logistics. In that position, he managed the shared services group responsible for third party vendor services to the company, as well as large scale strategic and transformational projects throughout the Americas driving shareholder value. Marcel was featured this year in American Builders Magazine, which highlighted his professional career.

Born in Rotterdam, The Netherlands, Marcel is fluent in Dutch and has lived in a number of locations throughout North America and Europe, including Canada, Seattle, southern California and now Texas.



MATT BRAND

SENIOR VICE PRESIDENT, REVENUE



Matt Brand joined the Houston Astros organization in 2011 and now enters his 10th full season with the ballclub. In his role as Senior Vice President Revenue, Matt oversees Ticket Sales, Corporate Partnerships and Special Events.

Prior to coming on board with the Astros, Matt spent 25 years in the supply chain industry, holding various executive sales leadership positions specializing in the retail, automotive, and energy sectors. While with Eagle Global Logistics, he served as Vice President of Sales for Asia-Pacific, living in both Hong Kong and Singapore.

Matt has served on the board of the Make-A-Wish Foundation for the Texas and Gulf Coast Region, the Baylor Sports Management Advisory Board, the General Motors (GM) Supplier's Council and was a member of the Petroleum Equipment Suppliers Association (PESA).

Matt was raised in Selah, Wash., and played baseball at Lewis & Clark State College. He and his wife, Casey, have two sons, Josh and Jake, and make their home in Houston.



FRONT OFFICE



TWILA CARTER

SENIOR VICE PRESIDENT, COMMUNITY AFFAIRS & EXECUTIVE DIRECTOR, ASTROS FOUNDATION



Twila Carter enters her eighth season as Senior Vice President of Community Affairs and Executive Director of the Astros Foundation. She made the transition to baseball in 2011 after Jim Crane's purchase of the Astros franchise, but has worked with The Crane Group in various capacities since 1998. The Astros Foundation has received numerous awards and recognition during her tenure. In 2017, the foundation received the Allan H. Selig Award for Philanthropic Excellence, Major League Baseball's highest honor and recognition of the charitable efforts of its clubs. The award recognized the Community Leaders program, a cornerstone initiative that supports youth baseball and softball throughout Greater Houston. In 2020, Twila spearheaded several club initiatives that provided relief and support for those affected by the pandemic.

Prior to her current role, Twila served as the project manager for many of the recent Minute Maid Park renovations, including the Diamond Club, Union Station, Astros team stores, Astros Clubhouse and the Community Leaders Program. Twila has overseen the development of numerous projects for Crane Capital Group, including the building of the Crane Worldwide headquarters, which opened in April of 2012.

Twila has held numerous elected and appointed positions with several service and community organizations. She currently serves on the boards of Family Time Crisis and Counseling Center, AVDA-Aid to Victims of Domestic Abuse and the Texas Council on Family Violence. She was named one of the 2017 Top 30 Influential Women of Houston, the 2016 Inspire Women's Business Woman of the Year, 2014 Kingwood Women of Achievement for Community Service and received the 2013 State Community Service Award from the Texas Daughters of the American Revolution.



GILES KIBBE

SENIOR VICE PRESIDENT, GENERAL COUNSEL & PRESIDENT, ASTROS GOLF FOUNDATION



Giles Kibbe serves as Senior Vice President and General Counsel for the Houston Astros, LLC. Giles has been General Counsel for all of Jim Crane's companies since February of 2010. His responsibilities for the Crane companies range from mergers and acquisitions, litigation, employment matters, contracts, real estate acquisitions and real estate developments to human resources.

In 2018, after Jim Crane took over control of the Houston Open, Giles was named President of the newly-formed Astros Golf Foundation and oversees all operations for the Houston Open. That included the \$33 million dollar renovation of Memorial Park Golf Course to make it PGA Tour ready. In November of 2020, the Houston Open made a triumphant return to Memorial Park to positive reviews.

Giles is a graduate of Louisiana State University Law School (1993) and Lamar University (1990).

PLAYERS

PLAYER DEVELOPMENT

2020 REVIEW

OPPONENTS

HISTORY AND RECORDS

SPRING TRAINING

MEDIA INFORMATION

MINUTE MAID PARK



ANITA SEHGAL

SENIOR VICE PRESIDENT, MARKETING & COMMUNICATIONS



Anita Sehgal enters her seventh year with the ballclub as Senior Vice President, Marketing & Communications. In her role, Anita provides strategic leadership for the ballclub's retail, advertising, marketing, communications, broadcasting and alumni relations, including support for a broad variety of sponsorship, ticket, special event, community, and the Astros Golf Foundation and Houston Open initiatives.

Prior to joining the Houston organization, Anita spent over 20 years in various strategic marketing functions with several organizations, including FGL Sports, Best Buy and most recently Academy Sports + Outdoors. She spent more than five years at Academy Sports + Outdoors as Senior Vice President, Marketing and Advertising. Prior to holding that post, Anita spent four and a half years with Best Buy Canada as Director, Customer Experience. She also spent four years with Canada's largest sporting goods retailer, The Forzani Group, Ltd. as their Director of Marketing.

Hailing from Canada's Regina, Saskatchewan, Anita, who earned her United States citizenship in September of 2019, received a bachelor's of business administration degree, with a focus in marketing and human resources, from the University of Regina. She plays an active role in several Houston-based organizations, including her position as an Executive Committee Board Member of the Boys and Girls Club of Greater Houston, a Board member of TDECU, and a board member of WISE Houston. She is also an active Brand 50 member of World 50. In 2016, Anita was honored as one of Houston's Top 15 Business Women by the National Diversity Council. In 2018, Anita was honored again by the National Diversity Council as the National Business Woman of the Year. She also received honors in 2018 as one of Texas Executive Women's Women on the Move.



MICHAEL SLAUGHTER

SENIOR VICE PRESIDENT, CHIEF FINANCIAL OFFICER



Michael Slaughter joined the Astros in October 2015 and enters his sixth season with the ballclub as Senior Vice President and Chief Financial Officer. Mike comes to the Astros with extensive executive experience in finance, accounting and mergers and acquisitions involving both public and private companies.

Most recently, Mike served as the Chief Financial Officer of Crane Capital Group. In that position, he assisted Jim Crane in the successful acquisition, operation and disposition of businesses in a wide range of industries, including Crane Worldwide Logistics, Crane Freight Services and the Houston Astros. In particular, Mike played an integral role in the purchase of the Houston Astros and subsequently the Double A Corpus Christi Hooks. From June 2008 to September 2015, Mike also served as the Chief Financial Officer of Champion Energy Marketing LLC, a leading retail electricity provider.

Prior to 2008, Michael was the Principal Financial Officer at EGL, Inc., a Nasdaq-listed global transportation and logistics company. Previously, Michael had also been EGL's Chief Accounting Officer and VP Finance and Investor Relations.

Michael began his career at Price Waterhouse, where he rose to the position of senior auditor while serving public and private clients across a broad spectrum of businesses. Michael earned a bachelor's degree in business administration with a major in accounting from the University of Texas-Austin in 1988. He and his wife Susan reside in Houston, TX, and have a son, Nick and daughter, Emma.



VITO CIMINELLO

VICE PRESIDENT, TAX




Vito Ciminello enters his fifth full season as the club's Vice President, Tax. In his role, he is responsible for all tax compliance and planning functions for the Houston Astros.

Prior to joining the ballclub, Vito held various tax management positions with companies such as KBR and Waste Management and public accounting positions with KPMG.

Vito received his undergraduate degree from Brown University and his Masters in Management from Northwestern University. He resides in League City, Texas.



FRONT OFFICE



GENE DIAS

VICE PRESIDENT, COMMUNICATIONS



Gene Dias joined the Astros in February of 2009 and now enters his 13th season with the ballclub. Prior to joining the Houston organization, he spent close to 20 years with the Philadelphia Phillies in both Media and Community Relations.

Following the 2017 season, Gene was named the recipient of the 2017 Robert O. Fishel Award for Public Relations Excellence. The Fishel Award goes to the “active, non-uniformed representative of Major League Baseball whose ethics, character, dedication, service, professionalism and humanitarianism best represent the standards propounded by Robert O. Fishel.”

Gene plays a major role in baseball and business communications for the Astros and supports initiatives throughout the organization. He has guided his staff through five of the last six postseasons, including Houston’s first World Series Championship in franchise history in 2017 and it’s AL Pennant-winning run in 2019. Since 2017, the Astros have played more postseason games (57) and have the most postseason wins (33) of any club in baseball.

In 2017, the Astros also received the Allan H. Selig Award for Philanthropic Excellence in recognition of the Houston Astros Community Leaders program. Additionally, Gene and his staff oversaw the Hall of Fame inductions of Craig Biggio (2015) and Jeff Bagwell (2017), who were the first two Astros ever to reach Cooperstown. The Astros’ Communications team assembled far-reaching media campaigns for each player.

From 1989 to 2008, Gene worked for the Phillies, first as an intern in the ticket sales office before joining the Media Relations staff full-time. After serving as Media Relations Manager, he was promoted to Director of Community Relations in 2000, where he was instrumental in creating a number of community-based programs and events, many of which are still in place today. Gene also helped to grow the club’s footprint in the community through increased media coverage and by increasing the dollars raised for the club’s charity. He was also successful in increasing the player’s community involvement and was a member of the Phillies Charities, Inc. Board of Directors. In 2003, the Phillies received the prestigious Philadelphia Sports Congress Community Service Award for the first time. Prior to joining the Phillies, Gene worked as a sports editor for Associated Newspapers in Stoughton, Mass.

Throughout his career in baseball, Gene has worked with Major League Baseball, assisting with the media relations duties at several World Series, League Championship Series and All-Star Games. Gene is also currently a board member of the Houston Chapter of the NAACP and volunteers his time to assist with the charitable efforts of the Astros Foundation.

Gene received his Bachelor of Arts degree in journalism from the University of Massachusetts where he was a member of the varsity baseball team. He and his wife Kandee live in Kingwood, Texas, with their two children, son Maxwell (20) and daughter Sydney (15). Maxwell is a sophomore on the University of New Orleans baseball team.



BOBBY FORREST

VICE PRESIDENT, STADIUM OPERATIONS



Bobby Forrest has served as the club’s Vice President of Stadium Operations since January of 2007. He originally joined the Astros franchise on Jan. 2, 1995, as a member of the engineering department. Bobby was subsequently promoted to Engineering Supervisor in 1997, Engineering Manager in 1999, and Senior Director of Engineering and Maintenance in 2003. He is responsible for all building operations, which includes the Engineering, Groundskeeping, Guest Services and Security and Parking departments. Bobby also played a key role in the club’s move from the Astrodome to its current home, Minute Maid Park, prior to the 2000 season.

Bobby is a member of the International Association of Assembly Managers, and the Stadium Managers Association.

PLAYERS

PLAYER DEVELOPMENT

2020 REVIEW

OPPONENTS

HISTORY AND RECORDS

SPRING TRAINING

MEDIA INFORMATION

MINUTE MAID PARK



CHRIS HANZ

VICE PRESIDENT, INFORMATION TECHNOLOGY



Chris Hanz joined the Astros in March 2016 and enters his sixth season as Vice President, Information Technology. Chris came to the Astros with over 25 years of information technology leadership experience across a variety of industries, including consulting, energy trading, oil and gas, chemicals, and logistics and transportation. Chris provides strategic leadership for the club's information technology investments and oversees the day-to-day operation of technology for the Astros and Minute Maid Park, plus the club's minor league affiliates and other operating locations.

Prior to joining the Astros, Chris worked in a variety of information technology leadership roles with several companies, including Accenture, Duke Energy, CEVA Logistics and, most recently, Halliburton. Chris joined Halliburton in 2014 and served as Senior Manager of IT Mergers and Acquisitions where he was instrumental in executing two major divestitures from the company's business portfolio. Prior to holding that post, Chris was a partner in the CIO Advisory practice for Tatum, LLC and led a number of business process improvement, technology strategy and M&A projects.

A lifelong Texas resident, Chris was raised in New Braunfels and went on to graduate from the University of Texas at Austin with a bachelor's of business administration degree in finance and honors business. Chris and his wife, Gayle live in Kingwood, TX, and have two daughters, Hannah and Sarabeth.



MARIAN HARPER

VICE PRESIDENT, FOUNDATION DEVELOPMENT



The 2021 season marks Marian Harper's 31st with the Astros. As Vice President of Foundation Development, Player Engagement and Family Relations, she helps manage programs and fundraising for the Astros Foundation, the official team charity of the Astros. She was instrumental in the development of the Astros MLB Youth Academy, a cornerstone program of the Astros Foundation.

Marian assists with the team's community relations efforts, which includes organizing the Astros players and wives programs as well as utilizing her extensive knowledge of local non-profit organizations and her dedication to the Houston community. Marian also works to further develop the Astros Alumni Association.

Marian serves on the board of directors for the Downtown Management District Board, the Ensemble Theatre and the Texas Southern University Foundation. She is also a member of the Astros Hall of Fame Selection Committee. She is a graduate of Leadership Houston and was honored with the prestigious Jimmy Wynn Toy Cannon Award for exceptional community service at the Texas Baseball Hall of Fame induction ceremony in 2007.

A native of Pittsburg, Texas, Marian started with the Astros in 1992 and rose through the ranks, starting as a promotions coordinator for the Marketing and Sponsorship departments, then as Director of Community Relations, working with players, alumni, fans, businesses and non-profit leaders. Over the past two decades, Marian has been a key executive for all of the team charities, fundraising efforts and outreach initiatives.



FRONT OFFICE



TOM JENNINGS

VICE PRESIDENT, MERCHANDISING & RETAIL OPERATIONS



Tom Jennings, the Astros Vice President of Merchandising and Retail Operations, is entering his ninth season with the organization.

In his role, Tom manages all aspects of the Astros Team Stores at Minute Maid Park. Over the course of his tenure with the club, Tom has led the Astros retail growth from the lowest-ranked in Major League Baseball to one of the top teams, which included winning the 2014 MLBPA Team Retailer Award. Tom's team is also responsible for the merchandising of the three Astros owned Minor League affiliates: Triple A Sugar Land Skeeters, Double A Corpus Christi Hooks and High A Fayetteville Woodpeckers. The work on the Woodpeckers brand and subsequent retail assortment led to the team being awarded the 2019 Best New Logo/Branding Award by Baseball Digest.

His team also oversees merchandising for the Astros Spring Training site in West Palm Beach, FL, where they are in charge of purchasing product for both the Astros and Washington Nationals, the latter of whom shares the same ballpark.

Tom began his retail career in the buying office of Montgomery Ward in Chicago. He has spent time with May Department Stores, Home Shopping Network and Kohl's on their e-commerce side. He started his sports career by running the retail department for the Milwaukee Brewers with their concessionaire, Sportservice, where he helped the team achieve the MLB Retailer of the Year award in 2008.

Born in Hinsdale, Ill., Tom has lived in Pittsburgh (twice), Cleveland, Detroit, St. Louis, Tampa, Milwaukee, Chicago (twice) and Gary, Ind. where he went to high school and subsequently graduated from Indiana University in Bloomington, Ind.

Tom has two children, son Jack and daughter Quinn.

PLAYERS

PLAYER DEVELOPMENT

2020 REVIEW



CREIGHTON KAHOALII

VICE PRESIDENT, TICKET SALES AND SERVICES



Creighton Kahoalii joined the Astros in July 2012 as the Director of Season Ticket Sales, before moving to the Corporate Partnership Strategy and Activation team in 2013 for seven seasons. With a background in ticket sales and services, Creighton was promoted to Vice President of Ticket Sales and Service following the 2019 season. In this role, Creighton oversees all premium and ticket sales, services and operations efforts. Prior to joining the Astros, Creighton spent the first seven years of his sports career with The Sacramento River Cats and New Orleans Hornets.

Baseball has always been a part of Creighton's life. He played collegiate baseball at the University of Hawaii and the University of California-Berkeley and was a late draft pick for the Arizona Diamondbacks in the 2000 Amateur Draft. A native of Fremont, CA, Creighton, his wife Shasta and two children currently reside in Spring, TX

OPPONENTS

HISTORY AND RECORDS



DOUG SECKEL

VICE PRESIDENT, FINANCE



The 2021 season will be Douglas Seckel's 10th with the Astros as the Vice President of Finance. Doug's responsibilities include treasury and debt management, investments and general accounting for both the Houston Astros and the Astros Foundation.


Before coming on board with the Astros, Doug was treasurer for the Crane Capital Group, assisting with financial management for the various Crane companies. Prior to joining the Crane Capital Group in 2010, Doug was Deputy Director of Finance for the City of Houston, responsible for accounting, auditing, cost analysis and federal grants. From 1989 to 2007, Doug was controller, treasurer and CFO of Eagle Global Logistics. In that span, company revenues grew from 9.0 million to \$3.2 billion. He also played an instrumental role in taking the company public in 1995. Prior to 1989, Doug held various accounting and auditing positions for several state and local governments.

Doug is a graduate of the University of Missouri with a major in accounting.

SPRING TRAINING

MEDIA INFORMATION

MINUTE MAID PARK



STEPHANIE STEGALL

VICE PRESIDENT, EVENT SALES & OPERATIONS



Stephanie Stegall joined the Astros in September 2013 and enters her eighth season with the ballclub and her sixth as Vice President of Event Sales and Operations. In her role, Stephanie books and manages non-baseball events at Minute Maid Park. She has landed several large-scale concerts, including Ed Sheeran, the Eagles, Taylor Swift and Beyoncé, and has booked high-profile sporting events, including the Canelo Alvarez vs. James Kirkland boxing match (broadcast live on HBO) and the popular WWE Royal Rumble. Stephanie also directs the operations of all events at the ballpark.

Prior to joining the Astros, Stephanie served as the Manager of Entertainment and Concert Production for the Houston Livestock Show and Rodeo. In that capacity, she annually booked 20 consecutive nights of live entertainment in NRG stadium and was responsible for all artist logistics as well as the conversion of space from a rodeo to concert venue.

Stephanie is currently a board member of the GHCVB where she also serves as an executive committee member, a founding board member of the Houston chapter of WISE and was a member of the 2017 Super Bowl Central Committee focusing on Fan Experience.

She received her bachelors from Texas A&M University and resides in Houston with her son Jackson and daughter Stella.



JEFF STEWART

VICE PRESIDENT, CORPORATE PARTNERSHIPS



Jeff Stewart is in his ninth season with the Astros and in his second as the club's Vice President of Corporate Partnerships. Jeff assumed his current role in November of 2019 and now oversees the club's Corporate Partnerships Sales.

Jeff originally joined the Astros in March of 2013 as the club's Director of Sales and was in that role for four seasons (2013-16) before being promoted to Senior Director, which included managing the Astros Special Events sales staff.

Prior to joining the Astros, Jeff spent four and a half years as the Director of Corporate Alliances for Six Flags Fiesta Texas. He also had stops at various minor league affiliates throughout his career, including the San Antonio Missions (2006-08), the El Paso Diablos (2005-06), the Shreveport Sports Professional Baseball Club (2002-04) and the Burlington Indians (2001-02).

Jeff currently serves as board member for the Juvenile Diabetes Research Foundation (JDRF), having done so for five years.

A native of Moraga, CA, Stewart earned a BA in Sociology from Chico State University. He has one daughter, Lillian (11), and currently resides in West Houston.



FRONT OFFICE



JAY VERRILL

VICE PRESIDENT, BUSINESS STRATEGY & ANALYTICS



Jay joined the Astros in July of 2012 in the analytics department before being promoted to Vice President in August of 2020. In his current role as Vice President, Business Strategy & Analytics, Jay provides data analysis and strategic planning support across business units. His notable projects as a member of the Astros include the financial modeling of the Minute Maid Park \$18M center field renovation project, the re-launching of the Houston Open tournament at Memorial Park, and creating a scoring model for ticket sales leads.

Prior to joining the Astros, Jay started his career in strategy consulting at Putnam Associates, Inc., which is located in Burlington, MA.

A native of Maine, Jay studied as an undergraduate at Tufts University, earning a BA in Economics, and then later earned his MBA at the MIT Sloan School of Management. He was co-captain of MIT Sloan Chiefs Hockey Team.

Jay has served as a Big Brother with the Big Brothers, Big Sisters organization since 2007. He lives in Houston with his wife and one-year-old daughter.



JASON WOODEN

VICE PRESIDENT, MARKETING



Jason Wooden joined the Astros in December 2015 and enters his sixth season with the ballclub as Vice President of Marketing. In his role, Jason oversees the marketing and advertising aspects of the organization through the development of core strategic campaign initiatives and media planning as well as creative services and overall content strategy.

Jason started his professional career at Academy Sports + Outdoors and spent 12 years in various roles within the company before joining the Astros. In his most recent role at Academy as Media Director, Jason oversaw the strategic planning and execution of print, TV/radio media buying and commercial production. He also served as Regional Promotions Director and was responsible for developing key sponsorships and partnerships both at the grassroots and professional levels.

Jason is a graduate of Texas Christian University where he earned a BFA in graphic design. He currently resides in West Houston with his wife and two children. Jason is a longtime Houston resident and Astros fan.

PLAYERS

PLAYER DEVELOPMENT

2020 REVIEW

OPPONENTS

HISTORY AND RECORDS

SPRING TRAINING

MEDIA INFORMATION

MINUTE MAID PARK



JEFF BAGWELL


COMMUNITY OUTREACH EXECUTIVE



Jeff Bagwell, who was inducted into the National Baseball Hall of Fame in 2017 and the Astros Hall of Fame in 2019, was one of the greatest sluggers of all-time. In his current role as a community outreach executive, Jeff is an active member of the Houston Community, making public appearances and acting as an ambassador for the organization.

Over his 15 years with the Astros, Bagwell hit .297 with 488 doubles, 32 triples, 449 home runs, 1,529 RBI with a .948 OPS (.408 OBP/.540 SLG) in 2,150 games. The four-time All-Star and three-time Silver Slugger Award winner was the first player in Astros history to be named the MVP of his league (1994), as well as the first player to receive a Rookie of the Year Award (1991). The franchise leader in homers, walks and RBI, Bagwell was also known for his elite defense at first base, winning a Rawlings Gold Glove Award in 1994. He is the only first baseman in MLB history to record a 30-homer, 30-stolen base season, which he accomplished twice (1997, 1999). Under Bagwell's leadership, the Astros won four division titles and made the playoffs six times, reaching the National League Championship Series in 2004 and the World Series in 2005.

Bagwell serves as a guest TV commentator for select Astros games and will join the AT&T SportsNet broadcast crew periodically throughout the 2021 season.



JOSE CRUZ

COMMUNITY OUTREACH EXECUTIVE



The 2021 season is the 38th with the Houston Astros organization for Jose Cruz, who is one of the most popular figures in franchise history.

Jose has served in several roles with the Astros during his long, distinguished tenure. In his current role as community outreach executive, Jose makes public appearances on behalf of the club and serves as an ambassador for the organization.

Prior to his current role, he spent five seasons as a special assistant to the general manager (2010-14). Prior to that, he was a Major League coach for 13 seasons (1997-2009).

On the field, Jose spent 13 of his outstanding 18-year Major League playing career as an outfielder with the Astros (1975-87). In that span, he developed into an All-Star and one of the most popular players ever to wear the Astros uniform. Nicknamed "Cheo", Jose held franchise records in games, at-bats, hits, total bases and triples at the time of his retirement. His 80 career triples remain the franchise record. In addition to his Astros career, Jose also played for the St. Louis Cardinals (1970-74) and the New York Yankees (1988).


Jose holds the distinction of being involved with the first nine of the Astros postseason appearances, three as a player (1980, '81 and '86) and six as a coach (1997-99, '01, '04-05). He was the Astros Team MVP four times and hit .300 six times in his career while stealing 317 bases.

Jose's uniform No. 25 was retired by the Astros on Oct. 3, 1992, along with former teammate Mike Scott's No. 33. They were the third and fourth numbers retired by the team. In 1999, Jose was selected by a panel of experts as one of the three outfielders on the franchise's All-Astrodome team. In 2003, he was inducted into the Texas Baseball Hall of Fame. On August 3, 2019, Jose was inducted into the Astros Hall of Fame as a part of the inaugural class.

Jose and his wife, Zoraida, make their home in Houston and have four children: Jose Javier, Jose Cheito, Shakira and Jose Enrique. His son, Jose Jr., was the first-round selection (third player overall) of the Seattle Mariners in the 1995 June free agent draft. Jose Jr. graduated from Bellaire (TX) High School and attended Rice University. He led Bellaire to the number one national ranking by USA Today and was a finalist for the Golden Spikes Award while at Rice. Jose Enrique also excelled on the baseball diamond, helping to lead Rice University to a national championship in 2003 before being drafted by the New York Yankees in the 13th round of the 2003 June Draft.

ASTROS COACHING STAFF





DUSTY BAKER

Full Name: Johnnie B. Baker Jr.

Opening Day Age: 70

Bats/Throws: Right/Right

Born: 6/15/49 in Riverside, CA

Resides: Granite Bay, CA

12

MANAGER

MAJOR LEAGUE COACHING CAREER

First Base Coach, San Francisco Giants (1988); Hitting Coach, San Francisco Giants (1989-92); Manager, San Francisco Giants (1993-2002); Manager, Chicago Cubs (2003-06); Manager, Cincinnati Reds (2008-13); Manager, Washington Nationals (2016-17); Manager, Houston Astros (2020-present)

Dusty Baker was named the Astros 19th field manager in franchise history on Jan. 29, 2020.

Baker's first season in Houston was a memorable one, as his 2020 Astros had an outstanding postseason run, falling just one win shy of a return to the World Series. The Astros were 8-5 in the postseason with series wins in the Wild Card round at Minnesota and the ALDS vs. Oakland. Making the club's performance even more impressive was that the club had to overcome a great deal of injuries to key players. The Astros were forced to use a club-record and MLB-high 15 rookie pitchers, including 10 that made their MLB debuts, in 2020.

When the Astros qualified for the playoffs, Baker once again made history, becoming the first manager in MLB history to take five different teams to the postseason. Baker also managed the Giants (1997, 2000, 2002), Cubs (2003), Reds (2010, 2012-13) and Nationals (2016-17) into the playoffs.

In his illustrious career, the future Hall of Famer Baker has amassed 1,892 managerial victories in the regular season, which ranks 15th all time, immediately trailing Hall of Famer Bill McKechnie (1,896) by just four wins. He is also in striking distance of Gene Mauch (1,902) and Casey Stengel (1,905) on the all-time list. In the postseason, Baker is now 31-37 all time, and has guided three teams to the LCS.

A three-time NL Manager of the Year (1993, 1997, 2000), Houston is Baker's fifth managerial stop. His previous four were with San Francisco (1993-2002), Chicago (2003-2006), Cincinnati (2008-2013) and Washington (2016-17).

An All-Star, Gold Glove, Silver Slugger, and World Series winner during his 19-year playing career, Baker has produced 10 Postseason teams during his 23-year managerial career, including seven division championships (San Francisco, 1997 & 2000; Chicago, 2003; Cincinnati, 2010 & 2012; Washington, 2016 & 2017), and three wild card appearances (San Francisco, 2002; Cincinnati, 2013; Houston, 2020).

Baker has World Series experience as a player, coach and manager, having played in the Fall Classic in 1977, 1978 and 1981 with the Dodgers. He later returned to the World Series as a coach for the 1989 Giants and later as their manager in 2002, clinching the National League pennant over the St. Louis Cardinals in five games, before falling in seven games to the Anaheim Angels. Baker also managed the Giants to a 103-win season in 1993, falling one game shy of the postseason in what was MLB's final full season without a Wild Card.

Baker finished his Giants managerial career with 840 victories in San Francisco, which ranks third in club

BAKER AS A MANAGER

YEAR	CLUB	LEAGUE	WON	LOST	PCT.
1993	San Francisco Giants	National League	103	59	.636
1994	San Francisco Giants	National League	55	60	.478
1995	San Francisco Giants	National League	67	77	.465
1996	San Francisco Giants	National League	68	94	.420
1997	San Francisco Giants	National League	90	72	.556
1998	San Francisco Giants	National League	89	74	.546
1999	San Francisco Giants	National League	86	76	.531
2000	San Francisco Giants	National League	97	65	.599
2001	San Francisco Giants	National League	90	72	.556
2002	San Francisco Giants	National League	95	66	.590
2003	Chicago Cubs	National League	88	74	.543
2004	Chicago Cubs	National League	89	73	.549
2005	Chicago Cubs	National League	79	83	.488
2006	Chicago Cubs	National League	66	96	.407
2008	Cincinnati Reds	National League	74	88	.457
2009	Cincinnati Reds	National League	78	84	.481
2010	Cincinnati Reds	National League	91	71	.562
2011	Cincinnati Reds	National League	79	83	.488
2012	Cincinnati Reds	National League	97	65	.599
2013	Cincinnati Reds	National League	90	72	.556
2016	Washington Nationals	National League	95	67	.586
2017	Washington Nationals	National League	97	65	.599
2020	Houston Astros	American League	29	31	.483
MAJOR LEAGUE TOTALS			1892	1667	.531



COACHING STAFF

history. Following his stint with the Giants, Baker served as Cubs manager for four seasons (2003-06), where he enjoyed early success as well. Despite inheriting a club that had finished with a 67-95 record the previous season, Baker guided the Cubs to the NL Central Division title in 2003 with an 88-74 mark. That club would ultimately fall just one win shy of reaching the World Series, falling to the Marlins in the NLCS in seven games. His 2003-04 Cubs teams were the first to post back-to-back winning records in Chicago since 1971-72.

A successful six-year stint in Cincinnati would follow, as he guided the Reds to three playoff appearances, including two NL Central Division titles. In his last stint as a manager with the Nationals (2016-17), Baker won back-to-back NL East titles.


Baker is also one of only two in MLB history to produce at least 1,800 hits as a player and win at least 1,800 games as a manager, joining Joe Torre on that list. A six-time All-Star (twice as a player: 1981 & 1982; three times as a member of the coaching staff: 1994, 1997 & 2001; once as manager: 2003), Baker has had success at every managerial stop in his career. His teams have finished first or second 15 times in his 23 years, and Baker is just the 12th manager in MLB history to win 90-plus games on 10-or-more occasions (Elias).

As a player, Baker tallied 242 home runs and 1,031 RBI in his 19-year career (2,039 games) that included stops with the Atlanta Braves (1968-1975), Los Angeles Dodgers (1976-1983), San Francisco Giants (1984) and Oakland Athletics (1985-1986). Baker finished in the top 10 in MVP voting twice (1980 & 1981), and won two Silver Slugger Awards, a Gold Glove, and earned two All-Star selections.

Early in his career, as an everyday player with the Braves in the 1970s, Baker found himself hitting fifth, behind Hank Aaron, during the historic 1973 and 1974 seasons as Aaron closed in on the all-time HR record.

Baker played in four postseasons (1977, 1978, 1981 & 1983), which included three World Series (1977, 1978, 1981). He earned the NLCS MVP award with the Dodgers in 1977, hitting .357 with a .438 on-base percentage and an .837 slugging percentage, two home runs and eight RBI in four games against Philadelphia, and a World Series ring, playing left field for the 1981 Dodgers.

Born Johnnie B. Baker Jr. on June 15, 1949 in Riverside, CA, "Dusty" Baker currently resides in California with his wife, Melissa, and has two children, Natosha and Darren. A 1967 graduate of Del Campo High School in Carmichael, Calif., Baker attended American River College in Sacramento, Calif.



PLAYERS

PLAYER DEVELOPMENT

2020 REVIEW

OPPONENTS

HISTORY AND RECORDS

SPRING TRAINING

MEDIA INFORMATION

MINUTE MAID PARK



BAKER AS A PLAYER

Year	Team	AVG	G	AB	R	H	2B	3B	HR	RBI	BB	SO	SB	CS	OBP	SLG	SF	SH	HB
1967	Austin (AA)	.231	9	39	6	9	1	0	0	1	2	7	0	0	.268	.256	0	0	0
1968	Greenwood (A)	.342	52	199	45	68	11	3	6	39	23	39	6	3	.404	.518	3	0	0
	West Palm Beach (A)	.190	6	21	2	4	0	0	0	2	1	4	0	2	.208	.190	2	0	0
	ATLANTA	.400	6	5	0	2	0	0	0	0	0	1	0	0	.400	.400	0	0	0
1969	Shreveport (AA)	.257	73	265	40	68	5	1	9	31	36	41	2	4	.346	.385	3	2	2
	Richmond (AAA)	.247	23	89	7	22	4	0	0	8	11	22	3	1	.343	.292	0	0	2
	ATLANTA	.000	3	7	0	0	0	0	0	0	0	3	0	0	.000	.000	0	0	0
1970	Richmond (AAA)	.325	118	461	97	150	29	3	11	51	53	45	10	8	.400	.473	3	3	6
	ATLANTA	.292	13	24	3	7	0	0	0	4	2	4	0	0	.333	.292	1	0	0
	Richmond (AAA)	.311	80	341	62	106	23	2	11	41	25	37	10	5	.360	.487	1	4	2
1972	ATLANTA	.226	29	62	2	14	2	0	0	4	1	14	0	1	.238	.258	0	1	0
	ATLANTA	.321	127	446	62	143	27	2	17	76	45	68	4	7	.383	.504	6	2	4
	ATLANTA	.288	159	604	101	174	29	4	21	99	67	72	24	3	.359	.454	9	1	5
1973	ATLANTA	.256	149	574	80	147	35	0	20	69	71	87	18	7	.335	.422	7	3	1
1974	ATLANTA	.285	142	494	63	129	18	2	19	72	67	57	12	7	.346	.421	5	1	0
1975	ATLANTA	.261	142	494	63	129	18	2	19	72	67	57	12	7	.346	.421	5	1	0
1976	LOS ANGELES (NL)	.242	112	384	36	93	13	0	4	39	31	54	2	4	.298	.307	4	1	1
1977	LOS ANGELES (NL)	.291	153	533	86	155	26	1	30	86	58	89	2	6	.364	.512	5	2	6
1978	LOS ANGELES (NL)	.262	149	522	62	137	24	1	11	66	47	66	12	3	.325	.375	3	4	3
1979	LOS ANGELES (NL)	.274	151	554	86	152	29	1	23	88	56	70	11	4	.340	.455	3	2	1
1980	LOS ANGELES (NL)	.294	153	579	80	170	26	4	29	97	43	66	12	10	.339	.503	12	1	3
1981	LOS ANGELES (NL)	.320	103	400	48	128	17	3	9	49	29	43	10	7	.363	.445	5	3	1
1982	LOS ANGELES (NL)	.300	147	570	80	171	19	1	23	88	56	62	17	10	.361	.458	9	2	3
1983	LOS ANGELES (NL)	.260	149	531	71	138	25	1	15	73	72	59	7	1	.346	.395	7	4	2
1984	SAN FRANCISCO	.292	100	243	31	71	7	2	3	32	40	27	4	1	.387	.374	4	0	0
1985	OAKLAND	.268	111	343	48	92	15	1	14	52	50	47	2	1	.359	.440	3	0	0
1986	OAKLAND	.240	83	242	25	58	8	0	4	19	27	37	0	1	.314	.322	2	0	0
MINOR LEAGUE TOTALS		.302	361	1415	259	427	73	9	37	173	151	195	31	23	.371	.444	12	9	12
MAJOR LEAGUE TOTALS		.278	2039	7117	964	1881	320	23	242	1013	762	926	137	73	.347	.432	85	27	30

DIVISION SERIES RECORD

Year	Club, Opp	AVG	G	AB	R	H	2B	3B	HR	RBI	BB	SO	SB	CS	OBP	SLG	SF	SH	HB
1981	LAD/HOU	.167	5	18	2	3	1	0	0	1	2	0	0	0	.250	.222	0	0	0

LEAGUE CHAMPIONSHIP SERIES RECORD


Year	Club, Opp	AVG	G	AB	R	H	2B	3B	HR	RBI	BB	SO	SB	CS	OBP	SLG	SF	SH	HB
1977	LAD/PHI	.357	4	14	4	5	1	0	2	8	2	3	0	0	.438	.857	0	0	0
1978	LAD/PHI	.467	4	15	1	7	2	0	0	1	3	0	0	0	.556	.600	0	0	0
1981	LAD/MON	.316	5	19	3	6	1	0	0	3	1	0	0	0	.381	.368	0	0	1
1983	LAD/PHI	.357	4	14	4	5	1	0	1	1	2	0	0	0	.438	.643	0	0	0
LCS TOTALS		.371	17	62	12	23	5	0	3	13	8	3	0	0	.451	.597	0	0	1

WORLD SERIES RECORD

Year	Club, Opp	AVG	G	AB	R	H	2B	3B	HR	RBI	BB	SO	SB	CS	OBP	SLG	SF	SH	HB
1977	LAD/NNY	.292	6	24	4	7	0	0	1	5	0	2	0	0	.320	.417	0	0	1
1978	LAD/NNY	.238	6	21	2	5	0	0	1	1	1	3	0	0	.273	.381	0	0	0
1981	LAD/NNY	.167	6	24	3	4	0	0	0	1	1	6	0	0	.192	.167	1	0	0
WS TOTALS		.232	18	69	9	16	0	0	2	7	2	11	0	0	.260	.319	1	0	1



COACHING STAFF



JOE ESPADA

19
BENCH COACH

Full Name: Josue Espada
Opening Day Age: 45
Bats/Throws: Right/Right
Born: 8/30/75 in Santurce, PR
Resides: Jupiter, FL

MAJOR LEAGUE COACHING CAREER

Third Base Coach, Miami Marlins (2010-13); Third Base Coach, New York Yankees (2015-17); Bench Coach, Houston Astros (2018-present)

Joe Espada was named the Astros bench coach on Nov. 6, 2017.

The 2021 season is his fourth with the Astros and his 11th overall on a Major League coaching staff. In addition to his bench coach responsibilities, Joe also serves as infield coach and has mentored some of the game's brightest stars, including Jose Altuve, Alex Bregman and Carlos Correa. Additionally, under Espada's tutelage, the Astros have utilized more defensive shifts than any other Major League club. In 2020, the Astros .991 team fielding pct. was tops in the Majors.

Prior to joining the Astros, Espada spent four seasons (2014-17) in the New York Yankees organization, first, as a professional scout in 2014, and then as third base coach from 2015-17. During his Yankees coaching tenure, the Yankees earned two playoff berths (2015 & 2017), advancing to the ALCS in 2017.

A native of Santurce, Puerto Rico, Espada attended the University of Mobile (Ala.), where he still owns the school's top two single-season batting averages (.468 in 1995 and .446 in 1996) and top overall career batting average of .442. Drafted in the second round in the 1996 MLB Amateur Draft by the Oakland Athletics, Espada enjoyed a 10-year playing career, playing in the Oakland (1996-2000), Florida (2001), Colorado (2001), Kansas City (2002), St. Louis (2003), Texas (2003), and Tampa Bay (2004) organizations.

After retiring as a player, Espada his coaching career, which began with the Marlins in 2006. There, he coached from 2006-13, serving as a hitting coach for Class A Greensboro (2006) and Class A Jupiter (2007), the Marlins infield coordinator (2008-09), and the Marlins Major League third base coach from 2010-2013.

Espada is married to Dr. Pamela Espada and the couple has two daughters, Eliana Marie and Viviana Elena. During his off-seasons, Joe has given back to Puerto Rico both on and off the field. He managed in the Puerto Rican Winter League for Carolina (2014-15) and Manati (2012-13) and coached third base for Team Puerto Rico in the 2013 and 2017 World Baseball Classics. Active in the community both in Puerto Rico and in Houston, Espada has given countless clinics to youth baseball groups, including at the Astros Youth Academy. Espada has also been involved in various Houston charities, and enjoys spending time with his family.

ESPADA AS A PLAYER

Year	Team	AVG	G	AB	R	H	2B	3B	HR	RBI	BB	SO	SB	CS	OBP	SLG	SF	SH	HB
1996	Southern Oregon (A)	.222	15	54	7	12	1	0	1	5	5	10	0	0	.300	.296	0	1	1
	West Michigan (A)	.270	23	74	9	20	2	0	0	4	13	11	3	1	.393	.297	0	0	2
1997	Visalia (A)	.274	118	445	90	122	7	3	3	39	72	69	46	17	.384	.324	3	7	9
1998	Huntsville (AA)	.255	51	161	29	41	7	1	1	22	27	15	7	4	.373	.329	1	5	4
1999	Midland (AA)	.338	113	435	85	147	15	2	6	51	62	51	22	16	.420	.423	3	2	2
	Vancouver (AAA)	.308	6	26	2	8	1	0	0	0	3	4	1	2	.379	.346	0	0	0
2000	Midland (AA)	.265	23	98	17	26	7	0	0	7	12	12	2	2	.357	.337	0	0	2
	Sacramento (AAA)	.234	40	145	21	34	7	0	0	10	27	23	7	2	.358	.283	0	3	1
2001	Calgary (AAA)	.300	79	290	61	87	20	2	3	30	39	49	13	7	.387	.414	3	3	4
	Col. Springs (AAA)	.259	7	27	8	7	2	0	1	2	5	6	3	2	.375	.444	0	0	0
2002	Omaha (AAA)	.224	74	223	18	50	12	0	0	23	19	26	14	4	.289	.278	4	6	3
2003	Memphis (AAA)	.269	8	26	3	7	0	2	1	1	0	5	0	0	.269	.538	0	0	0
	Palm Beach (A)	.236	47	178	17	42	7	0	0	9	20	13	10	4	.317	.275	0	1	1
	Frisco (AA)	.220	13	41	4	9	0	0	0	1	3	7	0	0	.273	.220	0	0	0
2004	Pensacola (IND)*	.336	71	271	53	91	4	2	4	47	22	25	18	5	.382	.410	3	8	0
	Montgomery (AA)	.265	27	98	8	26	1	1	0	5	7	14	2	3	.333	.296	0	1	3
2005	Pensacola (IND)*	.333	64	246	52	82	15	0	4	31	26	25	24	4	.400	.443	4	4	4
MINOR LEAGUE TOTALS		.275	644	2321	379	638	89	11	16	209	314	315	130	64	.367	.343	14	29	32

*Minor League totals do not include Independent League statistics

PLAYERS

PLAYER DEVELOPMENT

2020 REVIEW

OPPONENTS

HISTORY AND RECORDS

SPRING TRAINING

MEDIA INFORMATION

MINUTE MAID PARK



BRENT STROM

56

PITCHING COACH

Full Name: Brent Terry Strom
Opening Day Age: 71
Bats/Throws: Right/Left
Born: 10/14/48 in San Diego, CA
Resides: Tucson, AZ

MAJOR LEAGUE COACHING CAREER

Pitching Coach, Houston Astros (1996); Pitching Coach, Kansas City Royals (2000-01); Pitching Coach, Houston Astros (2014-present)

Brent Strom is unquestionably regarded as one of the best pitching coaches in Major League Baseball. He's praised as an expert in pitching mechanics with an ability to relate to pitchers of all ages and improve their performance through rigorous preparation and advanced game plans. Because of Strom, a countless number of pitchers have excelled after arriving in Houston.

The 2020 season may have been Strom's most challenging yet, due to the rash of injuries that hit the Astros staff. In 2020, the Astros were forced to use an MLB-high 15 rookie pitchers, including 10 that made their MLB debuts. Despite their inexperience, the Astros staff helped the club earn a postseason berth. In the playoffs, Strom's young staff shined, going 8-5 with a 3.47 ERA as the club fell just one win shy of a return to the World Series.

Strom guided the Astros pitching staffs to 1,671 strikeouts in 2019 and 1,687 strikeouts in 2018, which are the two highest single-season strikeout totals in MLB history. In 2018, the staff was the best in the Majors, as they led the league in ERA (3.11), strikeouts, opponent average (.217), WHIP (1.10), starter's ERA (3.16) and bullpen ERA (3.03). Additionally, the 2018 Astros allowed just 534 runs, the fewest by an AL team in a 162-game season since the DH debuted in 1973. For his efforts, Strom was named *Baseball America's* 2018 MLB Coach of the Year.

Prior to rejoining the Astros in 2014, Strom spent six seasons (2008-13) with the Cardinals organization, serving as their minor league pitching coordinator (2012-13) and as a minor league pitching instructor (2008-11).

Strom first joined Houston as a minor league pitching instructor from 1989-95 before being elevated to Major League pitching coach in 1996. Prior to joining Houston, he was a minor league coach with the Dodgers (1981-86). He was also a pitching coordinator with San Diego (1997) and Montreal/Washington (1998-99, 2002-06).

His coaching career followed a pitching career that spanned 12 years (1970-81), including five MLB seasons with New York-NL (1972), Cleveland (1973) and San Diego (1975-77). He also pitched two minor league seasons in the Astros system (1979-80). Strom was the second pitcher to have Tommy John surgery (performed in 1978).

Prior to playing professionally, Strom attended USC, where he helped lead the Trojans baseball team to two NCAA championships. In 1970, he was a First Team All-American in his final season at USC. His professional career began after he was drafted third overall in the secondary phase of the 1970 draft by the New York Mets.

Strom is a member of the International Sports Group (ISG), a non-profit organization founded to grow the game of baseball across the globe, and has been participating in ISG clinics overseas for over 19 years.

Brent and his wife, Carrie, reside in Tucson, Ariz. Carrie was crowned Mrs. America in 1979, representing New Jersey. The couple has three dogs, one English bulldog (Macie Mae) and two French bulldogs (Angus and Virgil).

STROM AS A PLAYER

Year	Team	W	L	ERA	G	GS	CG	SHO	SV	IP	H	R	ER	HR	HB	BB	SO	WP	BK	AVG	
1970	Visalia (A)	4	5	3.75	10	10	3	1	0	72.0	65	32	30	6	1	22	79	4	2	-	
1971	Memphis (AA)	7	3	3.06	15	15	6	1	0	106.0	100	43	36	5	0	35	87	3	0	-	
	Tidewater (AAA)	6	2	2.55	11	11	4	2	0	74.0	65	24	21	3	0	22	60	3	0	-	
1972	Tidewater (AAA)	6	7	3.30	21	21	5	2	0	142.0	135	61	52	10	1	47	101	6	0	-	
	NEW YORK (NL)	0	3	6.82	11	5	0	0	0	30.1	34	25	23	7	0	15	20	1	1	.296	
1973	CLEVELAND	2	10	4.61	27	18	2	0	0	123.0	134	73	63	18	3	47	91	13	0	.278	
1974	Oklahoma City (AAA)	3	4	5.22	9	9	2	0	0	50.0	48	33	29	8	1	22	39	4	0	-	
	Hawaii (AAA)	3	7	6.88	13	13	1	0	0	68.0	75	54	52	18	1	32	60	5	0	-	
1975	Hawaii (AAA)	8	3	1.50	12	12	8	1	0	90.0	70	22	15	7	1	22	85	7	0	-	
	SAN DIEGO	8	8	2.54	18	16	6	2	0	120.1	103	42	34	6	2	33	56	5	2	.233	
1976	SAN DIEGO	12	16	3.29	36	33	8	1	0	210.2	188	100	77	15	2	73	103	13	2	.239	
1977	SAN DIEGO	0	2	12.42	8	3	0	0	0	16.2	23	25	23	5	0	12	8	0	1	.329	
	Hawaii (AAA)	1	1	3.97	6	6	1	0	0	34.0	29	18	15	15	0	23	20	1	0	-	
1978																					
1979	Daytona Beach (A)	4	4	4.17	10	8	2	0	0	54.0	71	32	25	4	1	18	32	7	1	-	
	Columbus (AA)	3	3	3.64	7	7	4	1	0	47.0	39	22	19	7	0	19	24	3	0	-	
	Charleston (AAA)	3	0	3.00	6	5	1	0	0	36.0	36	12	12	4	0	9	7	2	1	-	
1980	Tucson (AAA)	11	6	4.37	24	22	4	2	0	136.0	157	76	66	8	2	59	57	2	0	-	
1981	Albuquerque (AAA)	2	0	8.53	7	2	0	0	0	19.0	32	20	18	4	0	6	3	0	0	-	
	MINOR LEAGUE TOTALS	61	45	3.78	151	141	41	10	0	928.0	922	449	390	89	8	336	654	47	4	-	
	MAJOR LEAGUE TOTALS	22	39	3.95	100	75	16	3	0	501.0	482	265	220	51	7	180	278	32	6	.254	



COACHING STAFF

PLAYERS

PLAYER DEVELOPMENT

2020 REVIEW

OPPONENTS

HISTORY AND RECORDS

SPRING TRAINING

MEDIA INFORMATION

MINUTE MAID PARK



JOSH MILLER

Full Name: Joshua Benjamin Miller
Opening Day Age: 42
Bats/Throws: Right/Right
Born: 2/7/79 in Melbourne Beach, FL
Resides: West Palm Beach, FL

36

PITCHING COACH

MAJOR LEAGUE COACHING CAREER

Pitching Coach, Houston Astros (2021); Bullpen Coach, Houston Astros (2019-20)

Josh Miller, who served as the Astros bullpen coach the last two seasons (2019-20), has been promoted to Major League Pitching Coach in 2021 to work alongside Brent Strom.

This year marks his 15th season with the Astros and his third at the Major League level. Prior to joining the Major League staff, Josh spent the 2018 season as the organization's pitching coordinator. He also served as the Astros complex pitching coordinator for two seasons from 2016-17, overseeing the Astros pitching programs at their complex in West Palm Beach, Fla.

Josh began his coaching career in 2013 as a pitching coach at Rookie Level Greenville, which followed a two-year stint as a pro scout for the Astros. He spent three total seasons as Greenville's pitching coach, helping to lead the club to an Appalachian League Championship title in 2015.

A veteran of seven minor league seasons in the Phillies (2001-2003) and Astros (2005-08) organizations, Josh was originally drafted by Philadelphia in the 32nd round of the June 2001 draft out of North Carolina State University. During his 10 combined seasons in the minors and Independent leagues (2004-05, 2009-10), he posted a 67-55 record and a 4.01 ERA.

Josh makes his offseason home in Debarry, FL with his wife, Danielle, and their children, Alexander and Abigail.

MILLER AS A PLAYER

Year	Team	W	L	ERA	G	GS	CG	SHO	SV	IP	H	R	ER	HR	HB	BB	SO	WP	BK	AVG
2001	Batavia (A)	2	1	2.59	17	0	0	0	0	31.1	36	11	9	2	3	4	21	0	0	.283
2002	Clearwater (A)	3	2	2.42	49	0	0	0	17	70.2	78	26	19	3	4	11	39	5	0	.278
2003	Reading (AA)	0	3	5.36	43	2	0	0	1	84.0	98	52	50	9	7	19	40	3	0	.294
	Clearwater (A)	0	0	0.00	1	0	0	0	0	1.0	0	0	0	0	0	0	0	0	0	.000
2004	New Jersey (IND)	8	3	3.76	21	17	0	0	0	110.0	119	53	46	10	11	28	76	4	1	-
2005	Bridgeport (IND)	7	6	3.88	20	20	2	0	0	137.0	149	63	59	11	9	35	78	0	0	-
	Corpus Christi (AA)	0	1	7.04	3	0	0	0	0	7.2	9	6	6	1	0	1	5	0	0	.281
2006	Corpus Christi (AA)	11	10	4.14	33	22	1	0	0	152.0	163	83	70	14	10	41	103	5	0	.278
2007	Corpus Christi (AA)	4	4	3.48	25	10	0	0	3	98.1	99	46	38	12	4	18	61	0	0	.261
	Round Rock (AAA)	2	2	3.89	10	4	1	0	0	39.1	46	18	17	4	0	7	19	0	0	.303
2008	Round Rock (AAA)	8	9	5.41	28	21	2	1	1	148.0	186	94	89	30	2	19	74	0	1	.309
2009	Somerset (IND)	10	5	3.65	15	14	2	0	0	101.0	113	49	41	9	2	19	55	0	1	-
2010	Somerset (IND)	12	9	3.65	29	29	3	0	0	187.1	200	89	76	18	8	27	101	1	0	-
MINOR LEAGUE TOTALS		30	32	4.24	209	59	4	1	22	632.1	715	336	298	75	30	120	362	13	1	.287

*Minor League totals do not include Independent League statistics



ALEX CINTRÓN

Full Name: Alexander Cintrón
Opening Day Age: 42
Bats/Throws: Switch/Right
Born: 12/17/78 in Humacao, PR
Resides: Houston, TX

37

HITTING COACH

MAJOR LEAGUE COACHING CAREER

Major League Coach, Houston Astros (2017); First Base Coach, Houston Astros (2018); Hitting Coach, Houston Astros (2019-present)

Alex Cintrón was named an Astros hitting coach on Nov. 21, 2018.

This is his third season in the hitting coach role, but his fifth overall on the Astros Major League staff. He spent the 2018 season as the club's first base coach and assisted in infield positioning.

In 2017, Cintrón worked as the Astros Spanish translator, advance scout and assistant coach. In that role, he assisted the Astros Spanish-speaking players with all matters, while working with the club's advance information department and assisting the Major League coaching staff. Cintrón spent a portion of the 2017 season on the bench as an active coach, first for a three-game stint in July and later in September once rosters expanded.

Cintrón spent two offseasons (2018-19, 2019-20) managing the Gigantes de Carolina in the Puerto Rican Winter League. He led his club to a 17-15 record in 2019-20 and a second-place finish in the four-team league. Additionally, Alex earned the League's Manager of the Year Award in 2018-19.

Cintrón had a professional playing career that lasted 16 years, from 1997-2012, which included parts of nine Major League seasons. He was originally a 36th-round pick by Arizona in 1997 and would make his debut with the Diamondbacks in 2001. He played parts of five seasons with the D-backs (2001-05), before finishing his career in Chicago-AL (2006-07), Baltimore (2008) and Washington (2009). He's a career .275 Major League hitter, including a great 2003 season with Arizona, in which he hit .317 (142x448) with 51 RBI in 117 games.

Born in Humacao, Puerto Rico, Cintrón is a resident of Houston and has run the Cintrón Baseball Youth Organization in the city since retiring from playing in 2012. He has one daughter, Alexandra.

CINTRÓN AS A PLAYER

Year	Team	AVG	G	AB	R	H	2B	3B	HR	RBI	BB	SO	SB	CS	OBP	SLG	SF	SH	HB
1997	AZL D-backs (R)	.197	43	152	23	30	6	1	0	20	21	32	1	4	.301	.250	1	3	2
	Lethbridge (R)	.333	1	3	0	1	0	0	0	0	0	1	0	0	.333	.333	0	1	0
1998	Lethbridge (R)	.264	67	258	41	68	11	4	3	34	20	32	8	4	.319	.372	2	3	2
1999	High Desert (A)	.307	128	499	78	153	25	4	3	64	19	65	15	8	.333	.391	4	17	3
2000	El Paso (AA)	.301	125	522	83	157	30	6	4	59	29	56	9	9	.336	.404	7	13	2
2001	Tucson (AAA)	.292	107	425	53	124	24	3	3	35	15	48	9	6	.315	.384	6	20	2
	ARIZONA	.286	8	7	0	2	0	1	0	0	0	0	0	0	.286	.571	0	0	0
2002	Tucson (AAA)	.322	85	351	53	113	22	3	4	26	11	33	9	5	.345	.436	1	10	2
	ARIZONA	.213	38	75	11	16	6	0	0	4	12	13	0	0	.322	.293	0	3	0
2003	Tucson (AAA)	.393	26	107	21	42	11	2	2	21	8	6	1	0	.435	.589	0	0	0
	ARIZONA	.317	117	448	70	142	26	6	13	51	29	33	2	3	.359	.489	3	5	2
2004	ARIZONA	.262	154	564	56	148	31	7	4	49	31	59	3	3	.301	.363	4	12	2
2005	ARIZONA	.273	122	330	36	90	19	2	8	48	12	33	1	2	.298	.415	3	2	1
2006	CHICAGO (AL)	.285	91	288	35	82	10	3	5	41	10	35	10	3	.310	.392	3	1	2
2007	CHICAGO (AL)	.243	68	185	23	45	7	1	2	19	9	35	2	1	.281	.324	1	0	1
2008	Norfolk (AAA)	.288	16	66	9	19	1	0	2	10	2	11	0	0	.329	.394	0	1	2
	BALTIMORE	.286	61	133	12	38	5	1	1	10	7	15	0	2	.321	.361	0	4	0
2009	Bowie (AA)	.333	3	9	0	3	0	0	0	0	1	2	0	0	.400	.333	0	0	0
	Frederick (A)	.600	2	5	2	3	0	0	1	2	0	1	0	0	.600	1.200	0	0	0
2009	Syracuse (AAA)	.500	5	18	2	9	1	0	0	3	0	1	0	0	.474	.556	1	0	0
	WASHINGTON	.077	21	26	1	2	0	0	0	0	2	7	0	0	.143	.077	0	0	0
2010	AZL Mariners (R)	.333	3	6	1	2	1	0	0	0	2	1	1	0	.500	.500	0	0	0
	Tacoma (AAA)	.248	30	113	8	28	4	1	2	9	2	18	2	0	.261	.354	0	3	0
2010	Buffalo (AAA)	.228	20	57	5	13	1	0	1	3	4	12	0	1	.279	.298	0	0	0
2011	Laguna (MEX)	.364	5	22	3	8	1	0	0	1	1	0	0	0	.375	.409	1	1	0
2011	Tucson (AAA)	.350	17	60	9	21	4	1	1	6	5	9	0	0	.394	.500	1	0	0
2012	Mexico City (MEX)	.240	7	25	7	6	2	0	0	3	6	2	0	0	.375	.320	1	0	0
MINOR LEAGUE TOTALS		.296	678	2651	388	786	141	25	26	292	139	328	55	37	.332	.398	23	71	15
MAJOR LEAGUE TOTALS		.275	680	2056	244	565	104	21	33	222	112	230	18	14	.313	.394	14	27	8



COACHING STAFF



TROY SNITKER

46

HITTING COACH

Full Name: Troy Michael Snitker
Opening Day Age: 32
Bats/Throws: Right/Right
Born: 12/5/88 in Atlanta, GA
Resides: Marietta, GA

MAJOR LEAGUE COACHING CAREER

Hitting Coach, Houston Astros (2019-present)

Troy Snitker was named an Astros hitting coach on Nov. 21, 2018.

This will be Snitker's third season on the Major League coaching staff, but his sixth with the Astros organization overall. Prior to joining the Astros big club, he spent his 2018 season as the hitting coach at Double A Corpus Christi, where he was named the Texas League's Inaugural Mike Coolbaugh Memorial Coach of the Year, which is given to a Texas League figure who has shown an outstanding baseball work ethic, knowledge of the game, and skill in mentoring young players on the field.

Snitker originally joined the Astros in 2016 as the organization's rehab hitting coordinator and a coach for the GCL Astros. In 2017, he was the hitting coach at Class A Advanced Buies Creek and the next season, he was promoted to Corpus Christi.

Prior to joining the Astros, Snitker was a graduate assistant on the baseball coaching staff at his alma mater, the University of North Georgia.

The former catcher played two seasons in the Atlanta Braves minor league system (2011-12) before getting traded to Pittsburgh in 2013. He then played one season in the Independent Atlantic League (2013).

Snitker was drafted by the Braves in the 19th round of the 2011 draft after a highly successful two-year run at North Georgia. During his final season at the school in 2011, Snitker was named Peach Belt All-Conference after hitting .340 with a team-best six home runs and 44 RBI, while starting behind the dish in all 54 of the Saints' games.

Snitker has a bachelor's degree in exercise science and a master's degree in physical education. He is also a Certified Strength and Conditioning Specialist (CSCS).

Troy is the son of Atlanta Braves manager Brian Snitker, and is a graduate of Brookwood High School in Snellville, Ga.

PLAYERS

PLAYER DEVELOPMENT

2020 REVIEW

OPPONENTS

HISTORY AND RECORDS

SPRING TRAINING

MEDIA INFORMATION

MINUTE MAID PARK

SNITKER AS A PLAYER

Year	Team	AVG	G	AB	R	H	2B	3B	HR	RBI	BB	SO	SB	CS	OBP	SLG	SF	SH	HB
2011	GCL Braves (R)	.200	36	110	9	22	7	0	3	14	8	25	0	1	.282	.345	1	0	5
	Rome (A)	.222	3	9	0	2	1	0	0	0	3	0	0	0	.222	.333	0	0	0
2012	Danville (R)	.274	25	73	15	20	7	0	1	7	10	24	0	0	.369	.411	0	2	1
	Lynchburg (A)	.000	1	3	0	0	0	0	0	0	1	0	0	0	.000	.000	0	0	0
2013	S. Maryland (IND)	.353	5	17	4	6	1	0	1	2	3	5	0	0	.450	.588	0	0	0
MINOR LEAGUE TOTALS		.226	65	195	24	44	15	0	4	21	18	53	0	1	.309	.364	1	2	6

*Minor League totals do not include Independent League statistics



OMAR LÓPEZ

Full Name: Omar E. López
Opening Day Age: 44
Bats/Throws: Right/Right
Born: 1/3/77 in Valencia, VZ
Resides: Orlando, FL

22

FIRST BASE COACH

MAJOR LEAGUE COACHING CAREER

First Base Coach, Houston Astros (2020-present)

Omar López was named the Astros first base coach on Dec. 23, 2019.

The 2021 season is López' second on the Astros Major League staff, but his 23rd season in the Astros organization. He joined the Astros Major League staff after a successful two-year stint as manager of the Double-A Corpus Christi Hooks (2018-19). In 2018, López was named the Texas League Manager of the Year after guiding the Hooks to an 82-56 record and a spot in the postseason.

Overall, he spent 12 seasons managing in the Astros farm system. Prior to managing the Hooks, Omar had stints at Buies Creek (2017), Quad Cities (2013-14, 2016), Lancaster (2015), Greeneville (2011-12), the Gulf Coast League (2009-10) and the Venezuelan Summer League (2008). In 2013, López led Quad Cities to a Midwest League Championship title after an 81-57 finish in the regular season. That team featured 16 future Major Leaguers, including two current Astros in shortstop Carlos Correa and right-handed pitcher Lance McCullers Jr.

Additionally, López was named the Manager of the Year in the Venezuelan Professional Baseball League for the 2014-15 season after guiding the Caribes de Anzoátegui to a league-best 39-24 regular season record and an LVBP Championship title in what was his first year as the club's manager. As a 38-year-old, López was the youngest manager in the league and became the third manager in the history of the Caribes club to win the prestigious award.

In 2010, López earned the Astros Player Development Man of the Year award, as he was credited with guiding the organization's Spanish-speaking prospects through their first year of professional baseball in the United States. Prior to starting his managerial career in 2008, López served as a hitting and infield instructor in the Astros Venezuelan program and was a full-time scout from 1999-2007. While in Venezuela, López was one of the scouts who recommended that the Astros sign Jose Altuve, who was a little-known, 16-year-old free agent at the time.

A native of Valencia, Venezuela, López played three seasons of minor league baseball with the Chicago White Sox (1996-97) and Arizona Diamondbacks (1998). He played his first professional season with Rookie Level Bristol in 1996, leading the club in walks over 55 games. In 1997 at Bristol, the third baseman hit .276 with 23 RBI while setting career highs in almost every category. He finished his career in 1998 with Arizona's Class A affiliate at South Bend.

López and his wife Helen reside in Orlando, Fla. They have two children, Omar Eduardo and Emily Gabriela.

LÓPEZ AS A PLAYER

Year	Team	AVG	G	AB	R	H	2B	3B	HR	RBI	BB	SO	SB	CS	OBP	SLG	SF	SH	HB
1996	Bristol (R)	.216	55	171	19	37	8	1	1	14	27	30	6	4	.328	.292	1	4	2
1997	Bristol (R)	.276	49	170	29	47	4	0	3	23	24	22	7	3	.369	.353	2	2	2
1998	South Bend (A)	.143	11	35	4	5	2	0	0	2	5	8	0	0	.244	.200	1	0	0
MINOR LEAGUE TOTALS		.237	115	376	52	89	14	1	4	39	56	60	13	7	.339	.311	4	6	4



COACHING STAFF



GARY PETTIS

8
THIRD BASE COACH

Full Name: Gary George Pettis
Opening Day Age: 62
Bats/Throws: Switch/Right
Born: 4/3/58 in Oakland, CA
Resides: San Clemente, CA

MAJOR LEAGUE COACHING CAREER

First Base Coach, Chicago White Sox (2001-02); First Base Coach, New York Mets (2003-04); First Base Coach, Texas Rangers (2007-12); Third Base Coach, Texas Rangers (2013-14); Third Base Coach, Houston Astros (2015-present)

Gary Pettis was named the Astros third base coach on Oct. 17, 2014. In addition to his third base coach responsibilities, Pettis is the club's outfield and baserunning instructor. Under Pettis' guidance, Astros outfielders have combined to post the highest fielding percentage in the Majors from 2017-20 with a .991 mark.

Prior to joining the Astros, Pettis spent eight seasons (2007-14) on the Major League coaching staff of the Texas Rangers. He spent his last two seasons (2013-14) with the Rangers as their third base coach after spending six seasons (2007-12) as the club's first base coach. Over those eight years, Pettis also served as the club's outfield and baserunning instructor.

Pettis also served on the Major League staffs of the New York Mets (2003-04) and Chicago White Sox (2001-02) as first base and outfield coach. Pettis began his coaching career as a roving minor league instructor for the Angels (1995) and White Sox (1997-2000), and later had a two-year stint as Milwaukee's Triple A hitting instructor (2005-06).

The former outfielder was a five-time Gold Glove winner during his 14-year Major League career with the California Angels (1982-87), Detroit Tigers (1988-89, 1992), Texas Rangers (1990-91) and San Diego Padres (1992). He amassed 354 career steals and stole at least 40 bases five times during his career, which included a pair of 50-steal seasons. His Gold Gloves came in 1985, 1986, 1988, 1989 and 1990, which made him the fifth player in Major League history to win a Gold Glove with three different teams.

Pettis makes his offseason home in San Clemente, Calif., with his wife Peggy. The couple has two daughters, Paige and Shaye, and two sons, Kyler and Dante. Dante, who currently plays in the NFL for the New York Giants, was a second-round pick of the San Francisco 49ers in 2018 after starring as a consensus All-American wide receiver at the University of Washington. He owns the NCAA record for career punt return touchdowns with nine, including four in 2017. Kyler is a model and actor, who appeared on the television soap opera Days of Our Lives for four years (2015-18) and over 124 episodes.

PETTIS AS A PLAYER

Year	Team	AVG	G	AB	R	H	2B	3B	HR	RBI	BB	SO	SB	CS	OBP	SLG	SF	SH	HB
1979	Idaho Falls (R)	.318	50	198	39	63	10	10	3	26	17	53	15	5	.384	.515	0	1	4
1980	Salinas (A)	.239	118	393	71	94	15	3	2	31	79	128	43	13	.379	.308	2	1	11
1981	Holyoke (AA)	.266	120	421	77	112	8	9	3	36	86	93	55	12	.394	.349	2	4	4
1982	Spokane (AAA)	.288	133	528	108	152	22	14	1	59	78	107	53	18	.380	.388	1	4	1
	CALIFORNIA	.200	10	5	5	1	0	0	1	0	2	0	0	0	.200	.800	0	0	0
1983	Edmonton (AAA)	.285	132	529	138	151	27	8	11	52	81	121	52	6	.382	.429	5	4	5
	CALIFORNIA	.294	22	85	19	25	2	3	3	6	7	15	8	3	.348	.494	0	1	0
1984	CALIFORNIA	.227	140	397	63	90	11	6	2	29	60	115	48	17	.332	.300	1	5	3
1985	CALIFORNIA	.257	125	443	67	114	10	8	1	32	62	125	56	9	.347	.323	2	9	0
1986	CALIFORNIA	.258	154	539	93	139	23	4	5	58	69	132	50	13	.339	.343	5	15	0
1987	CALIFORNIA	.208	133	394	49	82	13	2	1	17	52	124	24	5	.302	.259	0	1	1
	Edmonton (AAA)	.125	8	16	6	2	1	0	0	1	3	5	3	1	.263	.188	0	0	0
1988	DETROIT	.210	129	458	65	96	14	4	3	36	47	85	44	10	.285	.277	0	6	1
1989	Toledo (AAA)	.333	6	21	6	7	1	0	1	3	7	2	4	3	.500	.524	0	0	0
	DETROIT	.257	119	444	77	114	8	6	1	18	84	106	43	15	.375	.309	0	8	0
1990	TEXAS	.239	136	423	66	101	16	8	3	31	57	118	38	15	.333	.336	3	11	4
1991	TEXAS	.216	137	282	37	61	7	5	0	19	54	91	29	13	.341	.277	1	6	0
1992	SAN DIEGO	.200	30	30	0	6	1	0	0	0	2	11	1	0	.250	.233	0	0	0
	Toledo (AAA)	.171	10	35	5	6	0	0	0	3	8	10	5	2	.326	.171	0	0	0
	DETROIT	.202	48	129	27	26	4	3	1	12	27	34	13	4	.338	.302	1	3	0
1993	Tacoma (AAA)	.237	26	76	16	18	4	0	0	6	22	24	5	2	.408	.289	0	2	0
	MINOR LEAGUE TOTALS	.273	603	2217	466	605	88	44	21	217	381	543	235	62	.384	.381	10	16	25
	MAJOR LEAGUE TOTALS	.236	1183	3629	568	855	109	49	21	259	521	958	354	104	.332	.310	13	65	9

LEAGUE CHAMPIONSHIP SERIES RECORD

Year	Club, Opp	AVG	G	AB	R	H	2B	3B	HR	RBI	BB	SO	SB	CS	OBP	SLG	SF	SH	HB
1986	CAL/BOS	.346	7	26	4	9	1	0	1	4	3	5	0	2	.414	.500	0	2	0

PLAYERS

PLAYER DEVELOPMENT

2020 REVIEW


OPPONENTS

HISTORY AND RECORDS

SPRING TRAINING

MEDIA INFORMATION

MINUTE MAID PARK



DAN FIROVA

Full Name: Daniel Firova
Opening Day Age: 64
Bats/Throws: Right/Right
Born: 8/16/56 in Refugio, TX
Resides: Laredo, TX

54

**QUALITY CONTROL
COACH**

MAJOR LEAGUE COACHING CAREER

Quality Control Coach, Houston Astros (2021); Bullpen Coach, Washington Nationals (2016-17).

Dan Firova was named Astros Quality Control Coach on Jan. 28, 2021.

Prior to being named to the Astros staff, Firova's previous Major League coaching stint was for two seasons (2016-17) as the Washington Nationals bullpen coach, under Dusty Baker, who was the club's manager at that time. The Nationals won the NL East in both 2016-17. In 2016, the Nats pen posted an MLB-best 3.35 ERA.

Prior to his stint with the Nationals, Firova enjoyed a long run of success as a manager for 19 seasons in the Mexican League, where he won three championships as skipper of the Mexico City Tigres (1997, 2000-01). His last managerial stop in the Mexican League was for two seasons with the Piratas de Campeche (2014-15). For his career, Firova won more games as a manager in league history than any other non-native of Mexico. He is fourth all-time in victories among all managers in the Mexican League.

A native Texan, Firova was born in Refugio and played several seasons of professional baseball as a catcher after being drafted by the Seattle Mariners in the second round of the 1980 January Draft (secondary phase). He would reach the Major Leagues for two brief stints with the Mariners in 1981-82, and for a one-game stint with the Indians in 1988.

Dan's hobbies include darts and basketball. He and his wife, Esther, reside in Laredo, TX. They have four children, Chanel, DJ, Joandre and Ishmael.

FIROVA AS A PLAYER

Year	Team	AVG	G	AB	R	H	2B	3B	HR	RBI	BB	SO	SB	CS	OBP	SLG	SF	SH	HB
1980	Spokane (AAA)	.071	11	28	1	2	1	0	0	0	4	9	1	0	.188	.107	2	0	0
	Jacksonville (AA)	.556	3	9	0	5	2	0	0	1	1	3	0	0	.600	.556	0	0	0
	San Jose (A)	.143	4	14	2	2	0	0	0	2	1	5	0	0	.200	.143	0	0	0
	Bellingham (A)	.202	63	218	33	44	6	3	1	31	34	35	5	7	.311	.271	4	1	1
1981	SEATTLE	.000	13	2	0	0	0	0	0	0	0	1	0	0	.000	.000	0	0	0
1982	SEATTLE	.000	3	5	0	0	0	0	0	0	0	0	0	0	.000	.000	0	0	0
	Nueva Laredo (MX)	.256	72	238	18	55	5	0	1	15	17	41	1	3	.309	.293	5	1	0
	Bakersfield (A)	.231	11	39	3	9	2	0	0	5	2	7	0	0	.268	.282	1	0	0
1983	Nueva Laredo (MX)	.256	72	218	17	55	3	1	2	14	6	33	0	1	.259	.289	4	3	1
1984	Saltito (MX)	.315	91	330	54	104	20	6	4	50	27	44	0	3	.372	.448	9	0	3
1985	Chattanooga (AA)	.240	110	346	28	83	14	2	3	22	12	32	0	2	.277	.318	8	1	6
1986	Calgary (AAA)	.249	67	209	19	52	9	0	3	22	5	25	0	1	.263	.335	6	3	0
1987	Calgary (AAA)	.158	8	19	2	3	0	0	0	1	3	0	0	0	.200	.158	0	0	0
	Chattanooga (AA)	.200	52	165	19	33	7	0	1	21	4	19	0	1	.228	.261	2	3	2
	Salinas (A)	.333	23	75	5	25	3	0	1	10	7	12	1	4	.390	.413	0	1	0
1988	CLEVELAND	.000	1	0	0	0	0	0	0	0	0	0	0	0	.000	.000	0	0	0
	Col. Springs (AAA)	.309	17	55	7	17	2	0	0	4	5	9	0	0	.361	.345	2	1	0
	Williamsport (A)	.228	42	127	8	29	3	0	0	11	10	21	2	1	.283	.252	1	1	0
	Saltito (MX)	.269	8	26	5	7	0	0	0	5	2	3	0	0	.333	.269	0	1	1
1989	Charlotte (AA)	.269	34	78	6	21	6	0	0	8	6	11	1	3	.315	.346	1	4	1
	Winston-Salem (A)	.240	26	75	3	18	2	0	0	6	2	14	1	0	.260	.267	1	0	0
1990	Reno (A)	.262	57	183	17	48	7	2	0	21	14	34	3	2	.318	.322	2	0	1
1991	Reno (A)	.345	10	29	2	0	0	0	0	4	2	1	0	0	.375	.414	0	1	0
MINOR LEAGUE TOTALS		.240	538	1669	159	401	66	7	9	168	110	240	14	21	.290	.304	32	12	11
MAJOR LEAGUE TOTALS		.000	17	7	0	0	0	0	0	0	0	1	0	0	.000	.000	0	0	0



BILL MURPHY

Full Name: William Murphy Jr.

Opening Day Age: 31

Bats/Throws: Right/Right

Born: 11/13/89 in Summit, NJ

Resides: Palos Verdes, CA

MAJOR LEAGUE COACHING CAREER

Assistant Pitching Coach, Houston Astros (2021).

41

**ASST. PITCHING
COACH**

Bill Murphy was named Astros assistant pitching coach on January, 28, 2021.

This will be the first Major League coaching assignment for Murphy, who has been in the Astros organization since 2016. Prior to his current position, Murphy spent the last five seasons as a pitching coach and coordinator in the Astros minor league system.

In that span, he worked with several pitchers now on the Major League roster, including Framber Valdez, Cristian Javier and Brandon Bielak. Most recently, Murphy was the organization's pitching coordinator for the 2019-20 seasons. As a result of the pandemic, Murphy spent the 2020 season working with pitchers at the Astros alternate training sites and then worked with the Instructional Camp in Florida in October.

Murphy began his coaching career with the Astros organization as pitching coach for Rookie Level Greeneville in 2016. He then served as pitching coach for Class A Short Season Tri-City (2017) and Double A Corpus Christi (2018), respectively. He was named pitching coordinator in 2019.

Prior to joining the Astros, Murphy served stints as the pitching coach at Brown University, and co-manager and pitching coach for the Northwoods Collegiate League Battle Creek Bombers.

In 2013, Murphy was a volunteer assistant coach at Georgetown University, and also coached in the Cal Ripken Collegiate League with the Rockville Express. Murphy was a full-time coach at Roselle Catholic High School from 2010-11 and 2012-13, which included stints as the varsity pitching coach. He has also coached at the American Legion level (2011-12), and in 2012 was an assistant coach for the Middlesex Rays of the Atlantic Baseball Confederation Collegiate League.

Murphy graduated from Rutgers University in 2010 with a bachelor's degree in psychology and a minor in history. While at Rutgers, he was a pitcher on the baseball team for three years. Murphy received his MBA in management from Wagner College in Staten Island, N.Y., where he played first base during his final year of eligibility. Murphy graduated from Roselle Catholic High School in 2007.



MICHAEL COLLINS

29

**MAJOR LEAGUE
COACH**

Full Name: Michael John Donald Collins

Opening Day Age: 36

Bats/Throws: Right/Right

Born: 7/18/84 in Canberra, AUS

Resides: Phoenix, AZ

MAJOR LEAGUE COACHING CAREER

Major League Coach, Houston Astros (2020-present)

Michael Collins is in his fourth season with the Astros, and his second as a Major League coach. He spent his first two seasons the Astros catching coach and bullpen catcher.

Collins joined the Astros in 2018 after a seven-year stint (2011-17) in the San Diego Padres organization, including a six-year run (2012-17) as a minor league manager. He last served as the manager in the Arizona Rookie League, holding that post for three seasons overall (2013, 2016-17). He also managed in the Dominican Summer League (2012), at Class A Fort Wayne (2014) and at Class A Lake Elsinore (2015). While with Fort Wayne, Michael led his club to a division championship and earned the Padres 2014 Jack Krol Award for his contributions to player development.

Additionally, Collins managed his hometown Canberra Cavalry team of the Australian Baseball League for six offseasons from 2012-18. In his six years on the job, he led Canberra to one Australian Baseball League Championship (2012-13) and two second place finishes (2013-14, 2017-18).

Collins is a former player, having played 10 years in minor league baseball with the Los Angeles-AL (2001-08) and San Diego (2009-10) organizations. He topped out at the Triple A level in 2009 and 2010, but had his best minor league season in 2005 at Class A Advanced Cedar Rapids. That season, Collins appeared in 100 games, hitting .320 (116x363) with 32 doubles, seven home runs and 64 RBI with an .894 OPS.

Following his minor league career, Collins played two seasons (2010-11, 2011-12) for Canberra before taking the reins as the club's manager in for the 2012-13 campaign.

A native of Canberra, Australia, Collins originally signed as a 16-year-old minor league free agent with the Angels in 2001.

COLLINS AS A PLAYER

Year	Team	AVG	G	AB	R	H	2B	3B	HR	RBI	BB	SO	SB	CS	OBP	SLG	SF	SH	HB
2001	AZL Angels (R)	.179	20	39	2	7	0	0	0	1	3	11	1	0	.256	.179	0	0	1
2002	AZL Angels (R)	.275	43	153	23	42	10	1	0	22	14	31	7	3	.353	.353	1	0	5
2003	Provo (R)	.333	37	132	20	44	8	2	1	15	3	19	0	0	.353	.447	2	0	2
	AZL Angels (R)	.368	11	38	9	14	5	1	0	6	2	5	0	0	.409	.553	2	0	2
2004	Cedar Rapids (A)	.207	33	111	10	23	6	0	1	12	13	21	0	3	.313	.288	0	1	4
2005	Cedar Rapids (A)	.320	100	363	64	116	32	3	7	64	34	44	16	8	.412	.482	3	1	25
2006	Rancho Cuc. (A)	.291	125	477	61	139	29	1	7	82	29	74	9	9	.371	.400	3	1	33
2007	Arkansas (AA)	.242	119	429	43	104	18	3	5	45	12	70	5	4	.286	.333	2	5	15
2008	Arkansas (AA)	.264	67	250	45	66	18	2	5	37	15	37	8	5	.351	.412	5	2	21
2009	Portland (AAA)	.091	5	11	1	1	0	0	0	0	4	1	0	0	.333	.091	0	0	0
	San Antonio (AA)	.240	53	150	13	36	9	0	3	20	24	32	0	0	.375	.360	1	0	9
2010	Portland (AAA)	.250	3	8	0	2	1	0	0	0	0	1	0	0	.250	.375	0	0	0
	San Antonio (AA)	.260	41	146	24	38	7	3	3	26	14	29	1	0	.337	.411	0	0	3
	Lake Elsinore (A)	.311	28	106	14	33	11	2	6	19	9	17	2	1	.359	.623	2	0	0
	AZL Padres (R)	.000	3	9	0	0	0	0	0	1	1	3	0	0	.091	.000	1	0	0
MINOR LEAGUE TOTALS		.275	688	2422	329	665	154	18	38	350	177	395	49	33	.351	.400	22	10	120



JEREMIAH RANDALL

HEAD ATHLETIC TRAINER



Jeremiah Randall was named the Astros Major League Head Athletic Trainer on Nov. 9, 2015. The 2021 season will be his sixth atop the Astros athletic training staff.

Jeremiah and his staff proved invaluable in 2020 as they oversaw much of the Astros COVID-19 safety protocols as the club navigated through a challenging season. Jeremiah oversaw the testing of players and staff, which became a daily occurrence during the Astros extended playoff run. Not a single Astros player tested positive while with the Major League club during the regular season or postseason.

Jeremiah and his staff are recognized as one of the best in baseball, as the group was named the Major League Baseball Athletic Training Staff of the Year in 2017, an award that's given out by PBATS (Professional Baseball Athletic Trainers Society) and voted on by training staffs from throughout the league.

Prior to joining the Astros, he spent the previous three seasons with the Pittsburgh Pirates serving as the club's Major League Rehab Coordinator and Physical Therapist/Assistant Athletic Trainer.

Prior to joining the Pirates, Jeremiah worked two seasons with the Los Angeles Dodgers, serving as their Minor League Rehab Coordinator in 2010 and as their Major League Physical Therapist for the 2011 season. In addition to his time in Major League Baseball, Randall spent time as an intern in the NFL with the Seattle Seahawks and New England Patriots. He has also presented at several national sports medicine conferences and has contributed as an author to various sports medicine and rehabilitation textbooks.

Currently, he is the principal investigator for the testing of several functional upper extremity assessment tools for use in the overhead throwing athlete. In addition to his clinical research, he has co-authored several case studies that are under peer review for publication in the American Journal of Sports Medicine.

Jeremiah received his Doctor of Physical Therapy Degree in 2009 from the University of Miami (FL). While at the University of Miami, he conducted research involving active military members and aided in the development of the Comprehensive High-level Activity Mobility Predictor (CHAMP).

He received his undergraduate degree in biology from Tabor College in Hillsboro, Kan., and went on to the University of Kansas to obtain his athletic training degree. During his time at Tabor College, he was a three-year letterman in basketball and track and received all-conference honors in both sports.

Jeremiah was born in Mound City, Kan. He resides in The Woodlands, Texas, with his wife, Kelly, daughter Aliann and son Declan.



LEE MEYER

ASSISTANT ATHLETIC TRAINER



Lee Meyer is in his third season on the Astros Major League staff as an assistant athletic trainer. He is a Certified Strength and Conditioning Specialist, a Licensed Athletic Trainer and a Certified Athletic Trainer.

Lee and the rest of the Astros training staff played a significant role in ensuring that the team followed MLB's COVID-19 safety protocols throughout the 2020 season and postseason.

Prior to joining the Major League staff, Lee spent his last two seasons as the athletic trainer at Triple A Fresno (2017-18), where he was named the 2018 Pacific Coast League Athletic Trainer of the Year, as named by the Professional Baseball Athletic Trainers Society.

Lee joined the Astros organization in 2017 from the New York Yankees, where he spent seven seasons working as an athletic trainer in the club's minor league system.

Lee began his career in professional baseball at Class A Short Season Staten Island in 2010. He then went on to Class A Charleston (2011) before moving up to Class A Advanced Tampa for two seasons (2012-13) and Double A Trenton for three seasons (2014-16).

Lee also spent three offseasons as the head athletic trainer for the Cardenales de Lara in the Venezuelan Winter League.

Prior to landing a full-time position with the Yankees, Lee served internships with the Rockies and Pirates, as well as the Indianapolis Colts of the NFL and Walt Disney World.

Lee graduated from the University of Wisconsin-Stevens Point in 2008, receiving his bachelor's degree in athletic training with a minor in Spanish. He then earned his master's degree in sport management at Minnesota State University, Mankato in 2009. In 2016, he received a Distinguished Alumni award from his alma mater, UW-Stevens Point.

A Beaver, Wis., native, Lee has completed multiple IRONMAN races over the years, raising over \$10,000 in charitable donations. He speaks Spanish and now resides in Missouri City with his wife, Claudia, son Larry, and their dog, Lambeau.



JEFF LEWIS

ASSISTANT ATHLETIC TRAINER



Jeff Lewis was named Assistant Athletic Trainer for the Astros Major League club in March of 2021.

This is his second season with the Astros organization. Jeff joined the Astros in January of 2020 as the club's Minor League Rehabilitation Coordinator. As part of his duties, he oversaw all minor league long-term rehabilitations. In 2020, due to the COVID-19 pandemic, he monitored minor league rehabilitations remotely, conducting frequent check-ins throughout the year. Jeff also collaborated with the strength and conditioning staff and with the sports science staff to enhance the rehabilitation process.

Jeff also played a significant role in the Astros health and safety protocol efforts in 2020. He served as the Infection Control Prevention Coordinator for the minor league player development camp held in West Palm Beach, FL in September-October. As part of his duties, Jeff coordinated the COVID-19 PCR testing schedule for the camp. He also ensured that the players and staff were educated on and compliant with health and safety protocols on a daily basis.

Prior to joining the Astros, Jeff worked for the Cleveland Browns organization as a physical therapy intern for the 2019 NFL season. As part of his duties, he collaborated with the Browns physical therapist to develop and implement rehab plans for injured players.

Jeff earned both his bachelors degree in athletic training and his doctorate in physical therapy from Sacred Heart University in Fairfield, CT.



BRENDAN VERNER

MAJOR LEAGUE STRENGTH AND CONDITIONING COACH



Brendan Verner is in his fourth season as the Astros Major League strength and conditioning coach.

This is his ninth season overall with the organization, as he spent the previous five years as the Astros strength and conditioning coordinator (2013-17) prior to joining the Major League staff in 2018. In that role, he worked out of the Astros Spring Training complex, while making trips to the Astros minor league affiliates.

Prior to his time with the Astros, Brendan served as the assistant strength and conditioning coordinator at the minor league level for San Diego from 2011-12.

Brendan spent two seasons as Cleveland's assistant strength and conditioning coach at the Major League level from 2007-08, where he assisted in coordinating the strength and conditioning evaluations of all minor league and Major League players. He also spent four years working as a strength and conditioning coach in the Cleveland and Pittsburgh minor league systems.

Brendan graduated from Cleveland State University in 2007 with a Master of Arts in exercise science, and received his Bachelor of Arts degree in P.E. and exercise science in 2004 from John Carroll University. He is a certified strength and conditioning specialist (CSCS), a registered strength and conditioning coach (RSCC) and a member of the National Strength and Conditioning Association (NSCA).



TAYLOR RHOADES

ASSISTANT STRENGTH COACH



Taylor Rhoades is in his second season with the Astros Major League staff as Assistant Strength & Conditioning Coach.

Prior to joining the big club, he spent his last six years in the Astros minor league system, most recently serving as the club's Assistant minor league Strength and Conditioning Coordinator for two seasons (2018-19), working out of the Astros Spring Training complex in West Palm Beach, Fla.

Taylor originally joined the Astros in 2014 as the Strength and Conditioning Coach for the Class A Short Season Tri-City ValleyCats. He then moved up to Class A Advanced Lancaster in 2015, where he was named the Astros Strength and Conditioning Coach of the Year. Taylor then served as the Strength and Conditioning Coach for Double A Corpus Christi in 2016 and Triple A Fresno in 2017.

Taylor, who played on the baseball team at Bowling Green State University, spent six months working as a graduate assistant in the university's strength and conditioning department, where he worked mainly with the Olympic sport athletes. Taylor also spent two summers working for the Class A Kane County Cougars of the Midwest League.



COACHING STAFF



ALLY GALLOP

MAJOR LEAGUE DIETITIAN



Ally Gallop joined the Astros as the club's Major League Dietitian in March of 2020.

Ally serves as the nutritional resource for the Astros players, coaches, support staff and medical staff. As part of her duties, she coordinates and executes nutrition programming, which includes medical nutrition therapy and performance nutrition. Tracking the player's progress combines individual blood work, body composition, supplement, and hydration plans.

Ally is in charge of organizing home and travel nutrition and catering, which is challenging for all clubs with Major League Baseball health and safety guidelines that are in place. She also develops all educational handouts, social media content and webinars that are available to the players and staff.

Prior to joining the Astros, Ally served in multiple roles for the University of Utah from 2017-20. Most recently, she served as the Assistant Director of Sports Nutrition for her final two years there (March 2018-March 2020). In that position, she coordinated home and travel nutrition for the university's baseball, women's basketball, cross country, track and field, tennis, swimming and diving teams. As part of her duties, Ally also managed a staff and conducted student-athlete nutrition screenings and ongoing assessments.

Before her stint at the University of Utah, Ally served as Manager, Nutrition Communications for the New England Dairy & Food Council in Boston, MA, from June 2016 until October of 2017. Ally's past experience also includes a stint as a Research & Teaching Assistant at Tufts University in Boston and as a Clinical Dietitian at St. Paul's Hospital in Vancouver, BC.

Ally earned her bachelor's degree (Food, Nutrition, Health) from the University of British Columbia, and her masters degree (Nutrition Communication) from Tufts University. She is a Registered Dietitian in both the USA and Canada and is a Certified Specialist in Sports Dietetics (CSSD).

PLAYERS

PLAYER DEVELOPMENT

2020 REVIEW



KATSUMI OKA

MASSAGE THERAPIST



Katsumi Oka has been the Astros massage therapist since the 2008 season.

Prior to joining the Astros, he had spent his previous 15 years as the director of the Ichigaya Branch of the Miyagawa Bonesetter's Office in Hyogo, Japan. Before taking over as the director, he spent 10 years with the office as a certified professional massage therapist.

Oka is a graduate of the Meiji School of Oriental Medicine in Osaka, Japan, and is a native of Hyogo, Japan.

OPPONENTS

HISTORY AND RECORDS



JAVIER BRACAMONTE

BULLPEN CATCHER



Javier Bracamonte has spent the last 20 seasons as the Astros bullpen catcher, joining the club in that role in 2001.

In his role, Javier, who wears jersey number 85, travels to Spring Training and on every road trip assisting the coaching staff by catching bullpens, throwing batting practice and hitting infield practice.

During his time with Houston, Javier has taken part in five MLB All-Star Games, including the last two (2018-19) as the batting practice pitcher in the Home Run Derby for Alex Bregman. He also took part in the 2004 All-Star Game in Houston, catching bullpens and working pregame activities. He would pitch batting practice in the next two All-Star Games, throwing to Andruw Jones and Jason Bay in 2005 in Detroit and to Miguel Cabrera in Pittsburgh in 2006.

A former shortstop and second baseman, Bracamonte played at the New York Yankees Venezuelan Academy from 1988-90, which made him just the third Venezuelan to sign a professional contract after serving as a bat boy in the Venezuelan Winter League. He would join the Astros organization in 2001 after five years of giving private baseball lessons.

Born in Caracas, Venezuela, he now resides in Houston, Texas, with his wife, Katie, and his daughters, Jaelyn and Jade. His son Gustavo, currently works in the Miami Marlins ticket office.

SPRING TRAINING

MEDIA INFORMATION

MINUTE MAID PARK



CARL SCHNEIDER

CLUBHOUSE MANAGER



Carl Schneider, who has been with the Astros organization since 1989, became the Astros clubhouse manager in 2011. While with the Astros, Carl has worked 11 Astros playoff runs, four All-Star Games (1998, 2003-04, 2018) and three World Series (2005, 2017, 2019).

In 2020, Carl was named the winner of the Fred Hartman Long and Meritorious Service to Baseball Award, named by the Houston Chapter of the Baseball Writers Association of America.

Additionally, in 2017, Carl was named the winner the Pete Sheehy Clubhouse Award (Clubhouse Manager of the Year), which is given out annually to a home and visiting clubhouse manager, and voted on by the MLB Clubhouse Manager's Association.

Carl, who is one of the longest-tenured employees in the organization, originally joined the Astros in 1989 as a bat boy and also handled clubhouse duties during the baseball season. He joined the home clubhouse staff full time in 1995 and would work in that role until assuming the clubhouse manager duties in 2011.

A Texas native, Carl currently resides in Houston with his wife, Emilie, and their sons Zachry and Max and daughters Amie and Madysen. Carl's oldest son, Zach, is currently a left-handed pitcher at Truman State University in Missouri.



STEVE PERRY

VISITING CLUBHOUSE MANAGER



Steve Perry has worked for the Astros organization since 1979 and has served as the visiting clubhouse manager since 1989.

Over the years, Steve has developed a fine reputation in Major League Baseball for his work. He is a three-time winner (2000, 2008-09) of the Pete Sheehy Clubhouse Award (Clubhouse Manager of the Year), which is given out annually to a home and visiting clubhouse manager. The award is voted on by his peers within the MLB Clubhouse Manager's Association.

He also earned the Fred Hartman Long and Meritorious Service to Baseball Award in 2013, named by the Houston Chapter of the Baseball Writers Association of America.

Steve joined the Astros as a bat boy at the start of the 1979 season, but by the All-Star Break was promoted to an assistant in the visiting clubhouse. He was named visiting clubhouse manager in 1989, and has filled that role since. During his Astros tenure, Steve has worked five All-Star games and 11 postseason runs.

Steve is fluent in Spanish, having spent several years of his childhood in South America after his father was relocated for work. He and his wife, Jessica, reside in Houston and have two daughters, Nicole and Amanda.

Additional Clubhouse Staff



David 'Tweety' Burd
Home Clubhouse
Assistant




Stacy Gallagher
Home Clubhouse
Assistant



Jake Kucherka
Home Clubhouse
Attendant



Corey Gallagher
Vis. Clubhouse
Assistant



Alex Mookas
Vis. Clubhouse
Assistant



D.J. Pirson
Vis. Clubhouse
Assistant

HOUSTON ASTROS



Justin Verlander



BRYAN ABREU

Born: 4/22/97 in Santo Domingo, DR

Opening Day Age: 23

Contract Status: Signed through 2021

Acquired: Signed as a non-drafted free agent on Nov. 11, 2013.

Resides: Santo Domingo, DR

ML Service: 0.064

66

RHP

B/T	HEIGHT	WEIGHT
R/R	6'1"	237

CAREER HIGHLIGHTS

- Right-handed pitcher has appeared in 11 games in the Majors with Houston over the last two seasons (2019-20), posting a 1.50 ERA (2ER/12IP), 10 walks and 16 strikeouts.
- Advanced all the way from Class A Advanced Fayetteville to the Majors in 2019, making seven regular season appearances for the Astros...was also on the club's ALCS roster, making one appearance in the series against the Yankees...also had a banner 2019 year at Double A Corpus Christi, as he was named a Texas League Midseason All-Star, the first All-Star honors of his professional career.
- Was added to the Astros 40-man roster following the 2018 season after a breakout year in which he went 6-1 with a 1.49 ERA (9ER/54.1IP), 23 walks, 33 hits allowed and 90 strikeouts in 14 games (7 starts) between Class A Quad Cities (10g) and Class A Short Season Tri-City (4g).

2020 SEASON:

- Made four appearances over one stint with the Astros, posting a 2.70 ERA (2ER/12IP) with seven walks and three strikeouts.
- **OPENING DAY:** Made his first Opening Day roster.
- Was placed on the Injured List on Sept. 29 for an undisclosed injury.

2019 SEASON:

- Had an impressive seven-game showing in his first MLB season.
- Averaged 13.50 strikeouts per nine innings (13SO/8.2IP) and held opponents to a .138 (4x29) batting average.
- Was scoreless in six of seven MLB appearances.
- Held the opposition to 1x8 (.125) with runners in scoring position.
- Made his MLB debut on July 31 at CLE, throwing 1.0 scoreless inning.

MINOR LEAGUES:

- In **2018**, combined to go 6-1 with a 1.49 ERA (9ER/54.1IP), 23 walks, 33 hits allowed and 90 strikeouts in 14 games (7 starts) at Class A Quad Cities (10g) and Class A Short Season Tri-City (4g).
- Posted a scoreless innings streak of 16.2 innings over five games from July 3-21, 2018.

NOTES

- Signed by Houston as a 16-year-old non-drafted free agent out of Santo Domingo Centro, DR on Nov. 11, 2013...signed by Astros scouts Oz Ocampo, Marc Russo and Rafael Belen.
- Enjoys playing basketball, a sport he frequently played while growing up in the Dominican Republic...during 2019 Spring Training, Abreu was selected by Justin Verlander to be his partner during the team's annual basketball shooting contest... Abreu grew up idolizing Verlander, his favorite pitcher, as a teenager in the Dominican Republic.
- Learned to speak English through the Astros ESL program...has great confidence in his English skills and looks for opportunities to improve and utilize his English abilities...during his time in the minor leagues, helped out his Spanish-speaking teammates as an interpreter during interviews on occasion.
- Was added to the Astros 40-man roster on Nov. 20, 2018...is currently signed to a one-year contract for the 2021 season.

- **POSTSEASON:** Made the Astros ALCS roster, appearing in one game vs. NYY (Game 1)...at 22 years, 173 days old, became the second-youngest pitcher to appear in a postseason game for the Astros, older than only Lance McCullers Jr. (22 yr., 10 days old) who did so in ALDS Game 4 vs. KC in 2015.
- Was a Double A Texas League Midseason All-Star.
- Received Texas League Pitcher of the Week honors on May 19.

- Struck out a career-high 11 batters on July 28, 2018 at Cedar Rapids.
- Spent his first four pro seasons (**2014-17**) pitching at the rookie levels of the Astros system...tallied 152 strikeouts in 141.2 innings pitched during those four years, but also allowed 97 walks.



BRYAN ENRIQUE ABREU

Year	Team	W	L	ERA	G	GS	CG	SHO	SV	IP	H	R	ER	HR	HB	BB	SO	WP	BK	AVG
2014	DSL Astros Orange (R)	0	2	6.55	16	0	0	2	22.0	19	20	16	0	5	20	23	9	0	0	.238
2015	DSL Astros Orange (R)	2	2	3.83	14	10	0	0	51.2	34	29	22	2	8	36	48	3	0	0	.195
2016	Greeneville (R)	0	1	11.81	3	1	0	0	5.1	6	8	7	0	2	5	6	3	0	0	.286
	GCL Astros (R)	2	4	3.78	10	3	0	0	33.1	33	20	14	0	0	15	35	3	1	0	.250
2017	Greeneville (R)	1	3	7.98	8	6	0	0	29.1	29	27	26	4	0	21	40	8	0	0	.259
2018	Tri-City (A)	2	0	1.13	4	2	0	0	16.0	11	3	2	2	0	6	22	3	0	0	.196
	Quad Cities (A)	4	1	1.64	10	5	0	0	38.1	22	8	7	2	2	17	68	4	1	0	.165
2019	Fayetteville (A)	1	0	3.68	3	3	0	0	14.2	9	6	6	2	2	6	25	2	1	0	.176
	Corpus Christi (AA)	6	2	5.05	20	13	0	0	76.2	60	45	43	6	7	48	101	14	1	0	.217
	HOUSTON	0	0	1.04	7	0	0	0	0	8.2	4	1	1	0	0	3	13	0	0	.138
2020	HOUSTON	0	0	2.70	4	0	0	0	0	3.1	1	2	1	0	2	7	3	0	0	.091
MINOR LEAGUE TOTALS		18	15	4.48	88	43	0	0	7	287.1	223	166	143	18	26	174	368	49	4	.215
MAJOR LEAGUE TOTALS		0	0	1.50	11	0	0	0	0	12.0	5	3	2	0	2	10	16	0	0	.125

CHAMPIONSHIP SERIES RECORD

Year	Team/Opponent	W	L	ERA	G	GS	CG	SHO	SV	IP	H	R	ER	HR	HB	BB	SO	WP	BK	AVG	
2019	HOU/NYY	0	0	27.00	1	0	0	0	0	0.2	2	2	2	2	1	0	2	0	0	0	.500

ABREU CAREER TRANSACTIONS

- Signed by Houston as a non-drafted free agent on Nov. 11, 2013.
- On Injured List, Sept. 29-Nov. 2, 2020.

ABREU CAREER HIGHS

Longest Winning Streak:none
Longest Losing Streak:none
Strikeouts: 4 -- Sept. 21, 2019 vs. Los Angeles (AL)
Walks: 3 -- Aug. 4, 2020 at Arizona
Innings (starter):none
Innings (relief):2.0 (2x) -- last, Sept. 21 vs. Los Angeles (AL)
Low-Hit Game (CG):none

COACHING STAFF

ABREU

PLAYER DEVELOPMENT

2020 REVIEW

OPPONENTS

HISTORY AND RECORDS

SPRING TRAINING

MEDIA INFORMATION

MINUTE MAID PARK



JOSE ALTUVE

Born: 5/6/90 in Maracay, VZ

Opening Day Age: 30

Contract Status: Signed through 2024

Acquired: Signed as a non-drafted free agent on Sept. 27, 2006.

Resides: Pearland, TX

ML Service: 9.072



B/T	HEIGHT	WEIGHT
R/R	5'6"	166

CAREER HIGHLIGHTS

- The six-time All-Star (2012, 2014-18), four-time Silver Slugger (2014-17), three-time AL Batting Champion (2014, 2016, 2017), 2015 Gold Glover, 2017 AL MVP and 2019 ALCS MVP has played in 10 Major League seasons (2011-19), posting a .311 (1610x5177) batting average with 308 doubles, 766 runs, 133 homers, 256 steals and an .819 OPS (.361 OBP/.458 SLG) in 1,291 career Major League games.
- Became the third player in MLB history to reach 1,500 hits, 275 doubles and 250 steals through his first nine Major League seasons, joining Honus Wagner and Ben Chapman...only 25 players in MLB history recorded more hits through their first nine Major League seasons than Altuve (1,568), a list that includes 20 Hall of Famers.
- Is the Astros franchise leader in career batting average, and ranks among the top-10 players in club history in multiple categories, including stolen bases (4th), doubles (6th), on-base percentage (7th), hits (6th), slugging percentage (7th), runs (7th) and RBI (9th).
- Is the only player in Astros franchise history to win a batting title, as he led the American League in batting average in 2014, 2016 and 2017...became the first second baseman to win multiple batting titles since Hall of Fame second baseman Rod Carew won five batting titles between 1969-75.
- Has reached 200 hits in four separate seasons (2014-17)...joined Craig Biggio (210 in 1998) as the only players in franchise history to reach 200 hits in a single season...became the eighth player in MLB history to record four 200-hit seasons prior to turning 28, joining Hall of Famers Willie Keeler, Lloyd Waner, Ty Cobb, Ducky Medwick, Chuck Klein and Paul Waner, and four-time All-Star Vada Pinson.
- Has recorded 1,610 career hits, the most in the Majors since the 2011 season (the year of his MLB debut).
- Ranks tied for sixth all-time in MLB history in career postseason homers with Reggie Jackson and Mickey Mantle (18).
- Owns the franchise record for career postseason hits (78) and runs scored (49) and ranks among the top-five players in franchise history in postseason games (63, T-1st), home runs (2nd, 18) and RBI (2nd, 70).
- Made his MLB debut on July 20, 2011 vs. WSH.
- Bypassed Triple A on his ascent to the Majors...was named the Astros Minor League Player of the Year in 2011...played in the 2011 SiriusXM All-Star Futures Game...was a South Atlantic League Midseason and Postseason All-Star in 2010 and an Appalachian League Postseason All-Star in 2009...was Greeneville's Team MVP in 2009.

NOTES

- Signed by Houston as a 16-year-old non-drafted free agent out of Maracay, Venezuela...signed by Astros scouts Pablo Torrealba and Wolfgang Ramos on Sept. 27, 2006.
- Has six All-Star Game appearances under his belt (2012, 2014-18), including starts in 2015, 2016, 2017 and 2018...led the Majors in All-Star fan votes in 2018, becoming the first player in franchise history to do so...is the second player in franchise history to start four All-Star Games, joining Craig Biggio (1995-98).
- In 2017 he became the second Houston Astros player ever to earn league MVP honors, joining 1994 NL MVP Jeff Bagwell.
- Was showered with awards during the 2017 offseason, which included the 2017 American League MVP award...also was named the Sports Illustrated Sportsperson of the Year (along with J.J. Watt), the AP Male Athlete of the Year and the Baseball America Player of the Year.
- **IN THE COMMUNITY:** Has been an ardent supporter of the Sunshine Kids, a foundation that benefits children with cancer...was named the Astros nominee for the Roberto Clemente Award in 2013 and again in 2017.
- Earned the Astros MLBPA Heart and Hustle Award in 2012 and 2014.
- Signed a four-year contract extension on July 13, 2013, that covered the 2013-17 seasons...the deal also included club options for the 2018 and 2019 seasons...had his 2018 option picked up on Nov. 6, 2017...later signed the largest contract in franchise history on March 19, 2018, a seven-year deal that will keep him in Houston through 2024.



2020 SEASON:

- Hit .219 (42x192) with a career-low .629 OPS during the regular season, but shined in the postseason.
- Served one stint on the Injured List from Sept. 4-15 (right knee sprain).
- **OPENING DAY:** Made his ninth-career Opening Day roster with Houston...started at second base on Opening Day for the ninth time in his career, the second-most Opening Day starts at the position in club history behind only Craig Biggio (14g).
- Recorded his 300th career double on July 27 vs. SEA.
- Notched his 5,000th career at-bat in the Majors on July 28 vs. LAD.
- Batted seventh in the Astros lineup on Aug. 15 vs. SEA, his first time batting lower than third in the order since the 2014 season.
- **POSTSEASON:** Batted .375 (8x48) with five homers, 11 RBI and a 1.229 OPS in 13 playoff games.
- Increased his career home run total in the postseason to 18, tying Mickey Mantle and Reggie Jackson for the sixth-most postseason homers in MLB history.
- Hit five homers in a six-game span from Game 3 of the ALDS vs. OAK through Game 4 of the ALCS vs. TB.
- Closed out the 2020 postseason on a nine-game hitting streak (.471, 16x34).
- **WILD CARD SERIES AT MIN:** Drove in the go-ahead run on a bases-loaded walk in Game 1, becoming the fourth player in postseason history to record a bases-loaded walk in the 9th inning or later, and the first since Willy Tavares did so in Game 2 of the 2007 NLCS.

2019 SEASON:

- Named a Second Team All-MLB selection.
- Posted a .902 OPS, becoming the fourth player in franchise history with at least three seasons with an OPS above .900, joining Moises Alou (3), Lance Berkman (9) and Jeff Bagwell (9).
- Set a career high with 31 homers, the most by a second baseman in a single season in club history (previously Jeff Kent, 27 in 2004).
- Led MLB second basemen in HR, OPS, batting average and slugging percentage.
- Posted a career-high .550 slugging percentage, which ranked 10th in the AL.
- Following the All-Star Break, led the American League in hits (93) and total bases (178), and ranked tied for third in home runs (21)...his 178 total bases marked the second-most by an Astros player following the All-Star Break of a single season, behind Richard Hidalgo's 185 in 2000.
- Dealt with his second-career stint on the Injured List...was placed on the 10-day IL with a strained left hamstring on May 12...was slowed by right leg weakness, which delayed his activation...was activated from the IL on June 19...served two rehab stints at Triple A Round Rock during his time on the IL (5 games).
- Over his first 39 games of the season prior to hitting the IL, batted .243 (35x144) with nine home runs, 21 RBI and an .801 OPS (.329 OBP/.472 SLG)...after getting activated from the IL, went on to hit .320 (114x356) with 21 doubles, three triples, 22 homers, 53 RBI and a .944 OPS (.363 OBP/.581 SLG) over his final 85 games of the season...raised his season batting average from .243 to .298 over this run.
- **OPENING DAY:** Made his eighth-career Opening Day start on March 28 at TB...homered off Blake Snell for his first-career Opening Day home run...joined Jeff Kent (April 1, 2003 vs. COL) as the only Astros second baseman to homer on Opening Day.
- Drew a bases-loaded walkoff walk on April 7 vs. OAK for his sixth-career walkoff plate appearance (first since Aug. 16, 2015 vs. DET)...was the 10th walkoff walk in Astros history.
- Homered in five consecutive games from April 8-14, tying the second-longest home run streak in franchise history with Carlos Beltrán (2004) and Cliff Johnson (1975), behind only Morgan Ensberg's six-game streak set in 2006...recorded his fourth-career regular season multi-homer game on April 9 vs. NYY (James Paxton).
- Tied the franchise record for homers during a three-game series (4 HR) during Houston's series against the Yankees at Minute Maid Park from April 8-10...tied the record reached by Lance Berkman in a series against the Pirates in July of 2010.
- Hit his 100th career home run on April 23 vs. MIN, becoming the second player in MLB history listed at 5-foot-6 or shorter to record 100 home runs (also Hack Wilson, 244).
- On May 1, surpassed Bob Watson (1,448) for sixth place on the Astros all-time hits list.
- Tied his single-game career high for hits on July 13 at TEX in a 4x6 performance...was his 30th-career four-hit game, the second-most in club history behind Craig Biggio (34 games).
- Tied a club record by recording at least three hits and three runs in consecutive games from July 13-14.
- Played in his 591st career game at Minute Maid Park on Aug. 2 vs. SEA, giving him the second-most games played in the venue's history, surpassing Craig Biggio (590g), and trailing Lance Berkman (779g).
- Hit a three-run homer on July 30 at STL for his 1,500th career hit in what was his 1,190th career game...became the fastest player in franchise history to reach 1,500 career hits, besting Jeff Bagwell's record of 1,364 games.
- Led the Majors in runs scored in August with 32...set a franchise record for runs scored in a single month of August, surpassing Jeff Bagwell's club record of 31 set in 2000.

- **POSTSEASON:** Batted .329 (25x76) with six doubles, five homers, nine RBI, two stolen bases, 14 runs scored and a .971 OPS (.366 OBP/.605 SLG) in 18 postseason games.
- Tied an American League record for hits in a single postseason (25) with Darin Erstad (2002)...fell one hit shy of the MLB record of 26 set by Pablo Sandoval in 2014.
- Posted a 25-game on-base streak in the postseason that dated back to Game 7 of the 2017 World Series... was longest postseason on-base streak in club history, and tied the third-longest in MLB history with Pablo Sandoval and Boog Powell, behind only Chase Utley (27g) and Miguel Cabrera (31g).
- **ALDS VS. TB:** Hit a go-ahead two-run homer in Game 1 of the ALDS vs. TB, his fifth-career homer in Game 1 of the Division Series, the most in Game 1 of the Division Series in MLB history.
- Became the first player in MLB history to homer in Game 1 of the Division Series in three straight years.
- **ALCS VS. NYY:** Was named the 2019 ALCS MVP after batting .348 (8x23) with one double, two homers, three RBI, four walks, six runs scored and a 1.097 OPS (.444 OBP/.652 SLG) in six games.
- Hit a two-run walkoff homer off Aroldis Chapman in the bottom of the 9th inning in Game 6 of the ALCS vs. NYY to send the Astros to the World Series.
- Was the fifth series-clinching walkoff homer in League Championship Series history, joining Travis Ishikawa's walkoff HR for SF in Game 5 of the 2014 NLCS vs. STL, Magglio Ordonez' walkoff HR for DET in Game 4 of the 2006 ALCS vs. OAK, Aaron Boone's walkoff HR for NYY in Game 7 of the 2003 ALCS and Chris Chambliss' walkoff HR for NYY in Game 5 of the 1976 ALCS vs. KC.

2018 SEASON:

- Put together his sixth-career All-Star season, ranking third in the AL in batting average (.316) and sixth in OBP (.386).
- Served his first-career stint on the Disabled List from July 26-Aug. 21 (right knee soreness)...prior to his DL placement, was leading the Majors in hits.
- Led the Majors in road batting average with his .349 (94x269) mark...marked the third-consecutive season that he led the Majors in road batting.
- Led the Majors in batting average in the 7th inning-or-later with a .380 average (57x150), a franchise record for a single season (previously Lance Berkman, .371 in 2004).
- Led the Major Leagues in All-Star fan votes, becoming the first player in franchise history to do so...was his fourth-consecutive fan-elected start at second base.
- Became the second player in franchise history to start four All-Star Games, joining Craig Biggio (1995-98).
- **OPENING DAY:** Made his seventh-career Opening Day roster, and seventh Opening Day start at second base on March 29 at TEX.
- Played in his 1,000th career game on April 10 at MIN.
- Recorded 1,272 career hits within his first 1,000 career games, the second-most by a foreign-born player in MLB history behind only Ichiro Suzuki and his 1,414 hits.
- Played in his 500th career game at Minute Maid Park on April 27 vs. OAK.
- Posted 41 hits prior to May, the second-most in club history prior to May of a single season behind Derek Bell and his 45 hits in 1998.
- On May 6 at ARI, became the seventh player in club history to hit a triple on his birthday.
- Logged his 1,000th career game at second base on May 22 vs. SF...became the third player in Astros history to play 1,000 games at the position, joining Craig Biggio (1,990) and Bill Doran (1,138).
- Recorded a hit in 10 consecutive at-bats spanning three games (May 25-27), topping his previous franchise record of hits in eight straight at-bats that he set in 2017...became the first Major League to get a hit in 10 straight at-bats since Dustin Pedroia (11 straight AB's) in 2016 (Elias Sports Bureau).
- Combined for back-to-back-to-back homers with George Springer and Alex Bregman on June 20 vs. TB (Springer-Bregman-Altuve)...was the sixth time in club history that the Astros hit three consecutive homers in an inning, and the first since May 2, 2008 vs. MIL (Miguel Tejada-Lance Berkman-Carlos Lee).
- Recorded 129 hits prior to the All-Star Break, the second-most in franchise history for a single season and one shy of his club record of 130 set in 2014.
- Hit safely in 22 consecutive starts at home from June 2-July 14, the longest streak by an Astro in Minute Maid Park history...was the second-longest home streak in franchise history, behind Rusty Staub's 25-game streak at the Astrodome in 1967.
- **ALL-STAR GAME:** Went 1x3 as the starting second baseman in the 2018 All-Star Game at Nationals Park...his single was his first-career hit in an All-Star Game.
- Became the ninth second baseman in AL history to start four All-Star Games, joining Roberto Alomar (9), Rod Carew (8), Nellie Fox (8), Charlie Gehringer (6), Joe Gordon (5), Bobby Doerr (5), Robinson Cano (5) and Willie Randolph (4).
- **POSTSEASON:** Batted .265 (9x34) with two doubles, one homer and four RBI in eight postseason games...reached base in all eight games.
- **ALDS VS. CLE:** Homered off Corey Kluber in Game 1 of the ALDS vs. CLE, going back-to-back with George Springer...was the fourth set of back-to-back home runs by the Astros in postseason history (first since Altuve and Carlos Correa in Game 2 of the 2017 World Series at LAD)
- Underwent successful surgery on his right knee on Oct. 19.



2017 SEASON:

- Was named the 2017 AL MVP in what was his fifth All-Star season, joining Jeff Bagwell (1994) as the only players in Astros history to win an MVP Award
- Won the 2017 Hank Aaron Award, his fourth consecutive Silver Slugger award, his second consecutive *Sporting News* Player of the Year nod, the *Sports Illustrated* Sportsman of the Year award, the *Esurance* Best Major Leaguer award, and the MLB Player of the Year and the AL Most Outstanding Player at the Player Choice Awards...also received the Lou Gehrig Memorial Award.
- Received an AL Player of the Month award (July) and an AL Player of the Week award (July 3-9).
- Won his third-career and second consecutive batting title as he led the AL with a career-high .346 batting average...led the Majors in batting average by 15 points, topping Charlie Blackmon (.331).
- Joined Ty Cobb (11), Rod Carew (7), Ted Williams (6), Wade Boggs (5), Nap Lajoie (5), Miguel Cabrera (4), Harry Heilmann (4), George Brett (3), Tony Oliva (3), Carl Yastrzemski (3) and Joe Mauer (3) as the only AL players to win three-or-more batting titles.
- Led the AL in hits (204), becoming the first player in MLB history to be the outright leader in hits in his league in hits in four consecutive seasons.
- Was his fourth-career (and fourth consecutive) 200-hit season...became the 11th player in MLB history to record 200 hits in four consecutive years, joining Ichiro Suzuki (10 from 2001-10), Michael Young (5 from 2003-07), Kirby Puckett (1986-89), Wade Boggs (7 from 1983-89), Charlie Gehring (5 from 1933-37), Chuck Klein (5 from 1929-33), Bill Terry (1929-32), Al Simmons (5 from 1929-33), Paul Waner (1927-30) and Jack Tobin (1920-23).
- Became the fourth right-handed hitter in MLB history to reach 200 hits in four straight seasons, joining Simmons, Puckett and Young.
- Led the AL in multi-hit games (59) and the Majors in games with at least three hits (23).
- Led the Majors in WAR (8.4, Baseball-Reference).
- Led the AL in infield hits (35), ranked tied for second in runs (112), third in OBP (.410), third in steals (32), third in OPS (.957), fifth in total bases (323), sixth in SLG (.547), tied for ninth in doubles (39).
- Posted his sixth consecutive 30-steal season, the only MLB player to do so in that six-season span... joined Cesar Cedeño (1972-77) as the only Astros with six consecutive 30-steal seasons.
- Posted a batting average above .290 and an OPS above .850 in every month.
- Posted a .441 (26x59) batting average in close and late situations, which led all Major League hitters.
- Hit .381 (112x294) on the road, which led the Majors and was the highest mark by a Major Leaguer since Ichiro Suzuki hit .405 on the road in 2004.
- Hit .421 (32x76) in Interleague play, which was the best mark in the Majors.
- Led MLB hitters in batting average against right-handed pitchers with a .344 (155x451) mark.
- **OPENING DAY:** Made his sixth consecutive Opening Day roster.
- Stole the 200th base of his career on April 9 vs. KC.
- Reached base safely in 11 consecutive plate appearances from April 11-14, going 8x11 (.727) with four walks and three doubles over a three-game span...became the first Astros player to reach in 11 straight plate appearances since Bill Spiers set a franchise record by reaching in 13 straight plate appearances in 1997.
- Went 4x5 with two doubles, two triples and an RBI on May 17 at MIA, becoming the first player in club history to hit two doubles and two triples in a single game, and the 12th player in MLB history to do so (first since Carl Crawford in 2005).
- **ALL-STAR GAME:** Received his fifth career All-Star nod, and third-career fan-elected start at second base after finishing second among all AL players in votes with 3,880,372, behind only Aaron Judge (4,488,702).
- Became the second player in club history to start three straight All-Star Games, joining Craig Biggio (1995-98 at 2B).
- Named the AL Player of the Month for July after leading the Majors in batting (.485), hits (48), OBP (.523), OPS (1.251) and total bases (72)...was the highest batting average by an Astros player in any month in club history.
- Was named the AL Player of the Week for the week of July 3-9...was his third career weekly award...during the week, he hit .625 (15x24) with two doubles, two homers, 10 RBI, two steals and a 1.625 OPS in five games, leading the AL in batting, OBP and OPS.
- Recorded three hits in five consecutive games from July 4-9, setting a club record for consecutive three-hit games...became the ninth player in Major League history to record at least three hits in five straight games, and the first since George Brett, who tied the Major League record with a six-game run in 1976.
- Recorded consecutive four-hit games from July 23-24, tying a franchise record for most consecutive four-hit games.
- **POSTSEASON:** Batted .310 (22x71) with two doubles, seven HR, 14 RBI, two steals and a 1.021 OPS (.388 OBP/.634 SLG) in 18 postseason games.
- Set a franchise record for hits in a single postseason with 22, surpassing Carlos Beltrán's record of 20 set in 2004...marked the second-most hits by a second baseman in a single postseason in MLB history, behind only Marty Barrett (1986).
- Set an MLB record for RBI as a second baseman in a single postseason with 14.
- His seven HR tied for the most by a second baseman in a single postseason with Daniel Murphy (2015).
- Tied the fourth-most homers in a single postseason in MLB history, regardless of position.
- Hit six of his homers at Minute Maid Park, tying a MLB record for the most home runs at home in a single postseason (also Jayson Werth in 2009).

COACHING STAFF

ALTITUDE

PLAYER DEVELOPMENT

2020 REVIEW

OPPONENTS

HISTORY AND RECORDS

SPRING TRAINING

MEDIA INFORMATION

MINUTE MAID PARK

- Tied a Major record for most three-hit games in a single postseason with four, joining Albert Pujols (2004), Edgar Martinez (1995) and Jay Buhner (1995).
- **ALDS VS. BOS:** Hit three home runs in Game 1, hitting two off LHP Chris Sale...became the first player in club history with a three-homer game in the postseason, and the ninth player in MLB history to do so (first since Pablo Sandoval in 2012 World Series Game 1).
- Hit back-to-back homers off Sale with Alex Bregman in the 1st inning of Game 1, making the Astros the fifth team in AL history to hit back-to-back HR in the 1st inning of a postseason game (first since Detroit in 2011).
- Became the first player in club history to record multiple hits in each of his first three games of a single postseason.
- **WORLD SERIES VS. LAD:** Hit a go-ahead solo homer to lead off the 10th inning of Game 2 of the World Series, homering off his former teammate RHP Josh Fields...was the 18th extra-innings homer in World Series history, and the first since David Freese's walkoff homer for the Cardinals in Game 6 of the 2011 World Series vs. TEX.
- Became the 13th player in MLB history to post a game with three hits, four RBI and three runs scored in the World Series when he did so in Game 5...hit a game-tying, three run homer off Kenta Maeda in that game.

2016 SEASON:

- Was tabbed as an All-Star for the fourth time in his career...received the *Sporting News* Player of the Year, MLBPA Player's Choice Player of the Year, MLBPA Player's Choice AL Most Outstanding Player and his third-consecutive Silver Slugger Award.
- Won the AL batting title and led the AL in hits for the second time in his career with a .338 average and 216 hits...became the first second baseman to win multiple batting titles since Rod Carew, who won five as a second baseman between 1969-75.
- Became the first second baseman in Major League history to reach 100 runs, 200 hits, 40 doubles, 20 HR, 95 RBI and 30 stolen bases in one season, and the sixth player regardless of position in history with this distinction (source: Elias).
- Ranked in the top-five in the AL in several categories: batting average (1st, .338), hits (1st, 216), four-hit games (1st, 8), three-hit games (T-1st, 23), steals (T-2nd, 30), WAR (3rd, 7.7), doubles (T-3rd, 42), total bases (4th, 340), OBP (4th, .396) and OPS (5th, .928)
- Was the Astros MVP as voted by the Houston Chapter of the BBWAA and was the Astros nominee for the 2016 Hank Aaron Award.
- Batted .376 on the road, which was tops in the Majors.
- Named AL Player of the Month in June after hitting .420 (42x100) with six doubles, 4 HR, 15 RBI, six steals and a 1.112 OPS (.492 OBP/.620 SLG) in 26 games... led all AL players in batting average, establishing a franchise record for the month of June (min. 75PA).
- Started his second consecutive All-Star Game.
- Reached 200 hits for the third straight season, becoming the first player to do so since Ichiro Suzuki (2001-10).
- He and shortstop Carlos Correa each had 96 RBI, becoming the first AL middle infield combo to reach 95 or more RBI in the same season since 1950, when Red Sox SS Bobby Doerr (120) and 2B Vern Stephens (144) turned the trick.
- His eight games with four-or-more hits were the most in franchise history for a single season...the last Major Leaguer with at least eight games with four-or-more hits was Ichiro Suzuki in 2004.
- Became the first Astros player with 20 homers and 20 stolen bases in the same season since Carlos Beltran in 2004 (23 HR, 28 SB).
- Became the second player in club history to record 40 doubles in three straight seasons: also Craig Biggio (2003-05).
- Became one of three second basemen in MLB history to have a year with 40 doubles, 100 runs, 24 HR and 27 steals: also Alfonso Soriano (2002, 2005) and Roberto Alomar (1999).
- Reached 1,000 hits for his career in his 786th career game...became the quickest player in franchise history to reach 1,000 career hits, surpassing Cesar Cedeno (889 games).
- **OPENING DAY:** Made his fifth consecutive Opening Day roster and start.
- Named the AL Co-Player of the Week on April 8, along with Baltimore's Mark Trumbo...was his second-career Player of the Week award...hit .407 (11x27) with eight runs, three doubles, three HR, seven RBI, two steals and a 1.336 OPS (.484 OBP/.852 SLG) in seven games...led the AL in OPS in that span.
- Became the first player in MLB history to reach 11 doubles and nine steals in April in a single season.
- Became the first Astros player to record at least three leadoff home runs in April of a single season.
- Became the second player in MLB history with six leadoff HR before June of a single season, joining Brady Anderson (7 in 1996 for BAL).
- On June 9, made his first-career appearance at a position on the field other than second base, as he moved to shortstop when Correa left the game with a left ankle sprain...received two chances at shortstop and recorded two assists.
- Posted a career-high six RBI in what was his second career multi-HR game on July 24 vs. LAA...per Elias, the only other second baseman in club history to record two HR and six RBI in a single game was Craig Biggio on Aug. 23, 1998 vs. CHC...became the first Astros player with six RBI in a game since Chris Johnson on May 2, 2012 vs. NYM.
- Reached 200 career doubles on Aug. 5 at CLE in what was his 804th career game...reached the 200-double mark in the fewest amount of games in club history (previously Lance Berkman, 811 games).



2015 SEASON:

- Was named to his third career All-Star team (his first start) won his second consecutive Silver Slugger, earned his first career Gold Glove Award and was given the inaugural Majestic Always Game Award, a Players Choice Award voted on by the MLBPA.
- Led the AL in hits (200) and steals (38) for the second straight season, joining Snuffy Stirnweiss (1944-45) as the only players in Major League history to lead the AL in hits and steals in back-to-back seasons.
- Became the first player in club history to reach 200 hits in consecutive seasons.
- Was the only Major Leaguer to reach 40 doubles, 15 HR and 35 stolen bases, and the first to do so since Jacoby Ellsbury in 2011...became the second player in club history to do this, joining Craig Biggio in 1998.
- Became the seventh player in club history to earn a fan-elected start to the All-Star Game (10th time overall), and the first to do so since Lance Berkman in 2008...joined 2015 Hall of Fame inductee Craig Biggio (1995-98) and Jeff Kent (2004) as the only Houston second basemen to earn a fan elected start.
- Led the AL in three-hit games (21), and ranked third in batting average.
- Led all Major League second basemen in fielding percentage (.993, 5E/669TC), closing out his season with 51 consecutive errorless games.
- Became the first player in club history to record four consecutive 30-double, 30-steal campaigns.
- Became the fourth player in MLB history with 800 hits, 150 doubles and 150 steals through his first five seasons...joined Ray Durham (1995-99), Ben Chapman (1930-34) and Del Pratt (1912-16).
- Joined Michael Bourn (2008-11), Jose Cruz (1977-80), Cesar Cedeno (1972-77) and Enos Cabell (1976-79) as the only players in club history with 30-or-more steals in four consecutive seasons.
- Hit .372 vs. lefties, becoming the first player since 1974 to lead MLB in batting against lefties in consecutive seasons.
- **OPENING DAY:** Made his fourth consecutive Opening Day roster and start.
- Tied a club record by recording 39 hits through the team's first 25 games (also Billy Hatcher in 1987).
- Recorded multiple hits in nine straight games from April 22-May 1, which tied a franchise record set by Jesus Alou (1969) and Billy Hatcher (1987).
- Was named the AL Co-Player of the Week along with Josh Reddick for the week ending May 3...hit .467 (14x30) with seven runs, five doubles, one homer, eight RBI, two steals and a 1.233 OPS in the week.
- Hit his first career walk-off homer on July 23 vs. BOS, tallying a career-high tying four hits in the contest... per Elias, became the third Astros player in club history to start a game in the leadoff spot and then hit a walk-off home run, joining Craig Biggio (1998 and 2001) and Jimmy Wynn (1973).
- Hit in 18 consecutive games at Minute Maid Park from June 4-July 29, marking the longest hitting streak recorded at the venue by an Astro all-time... was the longest home-hitting streak by an Astro since Derek Bell (21 straight games in 1998).
- Recorded 26 consecutive singles from July 29-Aug. 18...marked the longest streak by an Astro since Roy Oswalt recorded 31 consecutive singles without an extra-base hit from 2007-10.
- Reached base safely in every game in August while leading the Majors with 45 hits...tied the club record for most hits in a single August (Jesus Alou, 1970).
- **POSTSEASON:** Made his first career postseason appearance, starting at second base and batting leadoff in all six of Houston's playoff games.
- Tied a club record for most hits within a player's first two postseason games (4), joining Kevin Bass.

2014 SEASON:

- Was named the Astros MVP by the Houston Chapter of the BBWAA.
- Was the Astros nominee for Major League Baseball's Hank Aaron Award...also named the Astros recipient of the Heart and Hustle Award, presented by the MLB Players Alumni Association.
- Was named one of three finalists as the AL's Most Outstanding Player in the Players Choice Awards.
- Set a club record with 225 hits while leading the Majors in hits and batting average...surpassed Craig Biggio (210 hits in 1998) for the Astros single season hits record, while joining Biggio as the only players in club history to reach 200 hits in a single season.
- Posted single-season franchise records with 69 multi-hit games, 24 three-hit games and 168 singles (all tops in MLB in 2014).
- Won a Louisville Silver Slugger Award as the American League's top offensive second baseman... joined Biggio as the the only second basemen in Astros history to win the award.
- Became just the second player in Major League history to compile 225 hits, 47 doubles and 56 steals in a single season, joining OF Ty Cobb, who did so in 1911 (248 hits, 47 doubles, 83 steals).
- Became the first player in franchise history to win a batting title.
- His 225 hits were the most by a second baseman in a single season since Charlie Gehringer posted 227 hits in 1936 for Detroit...marked the most hits by a right-handed hitter since Paul Molitor also had 225 hits in 1996.
- Received his second-career All-Star nomination after getting voted to the American League All-Star team via the player vote.
- Set the single-season record for hits by a Venezuelan-born player, passing Magglio Ordonez, who set the previous record with 216 hits in 2007.
- Led the AL in batting average, hits and steals, becoming the first player to lead his league in those categories since Ichiro Suzuki in 2001.

- Became the first Astros player to lead his league in stolen bases (56) since Michael Bourn in 2010 (52).
- Led the Majors with a .414 (63x152) average vs. left-handed pitchers.
- His strikeout rate of 7.5% (53SO/707PA) ranked as the second-lowest in MLB behind Victor Martinez (6.6%).
- Tallied 130 hits prior to the All-Star Break, which marked a new Astros record, besting Bob Watson and his 123 hits prior to the 1973 All-Star Break... Altuve set the club record in 88 first half games, while Watson did so in 102 games.
- Per Elias, set a franchise record by going errorless in 88 straight games from Aug. 17, 2013-May 27, 2014... the previous record was held by Rafael Landestoy (78g in 1980).
- Became the first Major League player in 97 years to have four straight multi-steal games (June 26-29, 2014)...became just the third player in baseball's modern era (since 1900) to do this: also Ray Chapman (1917) and Bill Dahlen (1904).
- Tied a club record with 28 consecutive successful stolen base attempts from May 17-July 19, 2014... tied the record set by Carlos Beltran in 2004.
- On June 18 at WSH, recorded his 500th career hit with a 9th-inning single...marked his 426th career game, making him the fastest player to reach 500 career hits with the Astros franchise...OF Cesar Cedeno set the previous record in 1973 (427g).
- Set a club record by recording a steal in seven straight games from June 24-30, 2014.
- Went 3x5 with two stolen bases on June 30 vs. DET, making him the first player in the modern era with a four-game streak with multiple hits and stolen bases.
- Became the first player in the All-Star era (since 1933) to record 130 hits and 40 steals before the All-Star Break.
- **ALL-STAR GAME:** Entered the All-Star Game in the 5th inning at second base and ultimately drove in Alexei Ramirez on a sacrifice fly to deep left field in his only plate appearance...became the fifth Astros player to record an RBI in an All-Star Game...also Lance Berkman (2002, 2006, 2008), Craig Biggio (1995-96), Cesar Cedeno (1973, 1976) and Lee May (1972).
- Tied a career high with four hits and hit his first career grand slam on Aug. 18 at BOS.
- Entering the final game of the season (Sept. 28 at NYM), held a .003 point advantage over the Victor Martinez for the AL batting title...went 2x4 on the day to secure the title with a .341 (225x660) average, directly ahead of Martinez' .335 (188x561) mark.
- Following the season, traveled to Japan as part of the 2014 Japan All-Star Series...was a member of the MLB All-Star Team that faced off against "Samurai Japan" (Japan's National Team) for five games.

2013 SEASON:

- Led the Astros in hits and steals, and ranked tied for first in runs (64) and games played (152).
- Ranked sixth in the American League with 35 stolen bases and fourth in multi-steal games (5).
- Named the Astros nominee for the 2013 Roberto Clemente Award.
- Led all Major League second basemen in stolen bases and double plays turned (114)...among American League second basemen, finished third in hits and fifth in both batting average and fielding percentage (.987).
- Became the fifth player in Astros history to record 30+ doubles and 30+ stolen bases in back-to-back years, joining Craig Biggio (1997-98, 1994-95), Enos Cabell (1977-79), Cesar Cedeno (1972-73) and Jose Cruz (1977-79).
- **OPENING DAY:** Made his second consecutive Opening Day start.
- Led the Majors in hits and led the AL in batting average (.357) during September.
- On July 13, signed a four-year contract extension for the 2014-17 seasons...the deal also included club option years for the 2018-19 seasons.

2012 SEASON:

- The first-time All-Star was named the Astros recipient of the MLB Players Alumni Association's annual Heart and Hustle Award...also named the Astros MVP by the Houston Chapter of the BBWAA.
- Led the club in games played, extra-base hits, runs, hits, doubles, triples and stolen bases in what was his first full season in the Majors.
- Voted to the NL All-Star team at 22 years old, becoming the second-youngest All-Star in Astros history behind Cesar Cedeno (21 years old as a NL All-Star in 1972)...was the second-youngest NL All-Star in 2012 behind Bryce Harper.
- Ranked seventh in the NL with 33 steals.
- His 51 multi-hit games ranked tied for ninth in the NL.
- Among NL second basemen, ranked first in stolen bases, second in hits and third in batting average...
- **OPENING DAY:** Made his first-career Opening Day start.
- Stole home and homered on June 10 at CWS, becoming the first Astros player to accomplish this in the same game since Jeff Bagwell on June 22, 1993 at LAD.
- Became the only player in Astros history to begin his career by posting 40+ doubles and 40+ stolen bases within his first 200 Major League games.
- Played for Navegantes del Magallanes in the Venezuelan Winter League during the 2012 offseason...hit .336 (48x143) with 10 doubles, 16 walks, eight steals and an .847 OPS (.406 OBP/.441 SLG) in 35 games with the club.



2011 SEASON:

- Had 200 hits combined between the Majors (61) and minors (139) in 578 combined at-bats.
- His 51 starts at second base ranked fifth all-time in Astros history by a rookie and were the most since Bill Doran in 1983 (151 starts).
- Named the Astros 2011 Minor League Player of the Year after leading the minors with a .389 (139x357) average between Double A Corpus Christi (.361 in 35g) and Class A Advanced Lancaster (.408 in 52g).
- Started at 2B for the World Team and went 2x3 with a double in the 2011 SiriusXM All-Star Futures Game.
- Selected to the Major League roster from Double A on July 19...made his MLB debut on July 20 in a start at second base...singled in his fifth career at-bat.
- His first career home run was a leadoff, inside-the-park homer on Aug. 20 vs. SF (Bumgarner), making him the first player to record his first career homer in that fashion since Hall of Famer Rich "Whitey" Ashburn did so on May 29, 1948.
- Also became the first Astro to hit an inside-the-park homer for his first Major League homer since LHP Butch Henry (May 8, 1992 at PIT), and the last Astro to lead off a game with an inside-the-parker since Bill Doran (April 22, 1987, vs. ATL) (Elias).
- Tied the franchise record by hitting safely in each of his first seven Major League games (.423, 11x26), which was set by Russ Johnson in 1997 (.321, 9x28).
- Only two other players in Astros history collected 11-or-more hits in their first seven games in the Majors: Ken Caminiti in 1987 (11x27) and Orlando Miller in 1994 (11x23) (Elias).
- Following the season, played for Magallanes in the Venezuelan Winter League and led the league in hits (82) while ranking third in batting average (.339).

MINOR LEAGUE CAREER:

- Named a South Atlantic League Midseason and Postseason All-Star in **2010**.
- Earned SAL Player of the Week honors for the week of June 7-13, 2010.
- Named Lexington's Offensive Player of the Month for July of 2010.
- In **2009**, was named Greenville's Team MVP.
- Was a 2009 Appalachian League Postseason All-Star.
- Earned Greenville's Player of the Month award for July of 2009.
- In **2008**, his first year in America, hit .284 in 40 games for Rookie Level Greenville.
- In **2007**, led the VSL Astros in batting average (.343) and OBP (.429).

PERSONAL:

- Jose and his wife Nina reside in Pearland, TX, with their two daughters.

JOSE CARLOS ALTUVE

Year	Team	AVG	G	AB	R	H	2B	3B	HR	RBI	BB	SO	SB	CS	OBP	SLG	SF	SH	HB	E
2007	VSL Astros (R)	.343	64	204	40	70	12	4	0	36	28	16	15	5	.429	.441	3	3	5	10
2008	Greeneville (R)	.284	40	141	26	40	9	3	2	21	8	26	8	2	.320	.433	1	2	0	11
2009	Greeneville (R)	.324	45	179	45	58	20	2	3	18	26	16	21	4	.408	.508	1	2	0	8
	Tri-City (A)	.250	21	76	13	19	5	0	0	7	8	10	7	2	.337	.316	0	1	2	2
2010	Lexington (A)	.308	94	393	75	121	15	3	11	45	33	49	39	14	.364	.445	1	5	2	11
	Lancaster (A)	.276	31	116	18	32	5	2	4	22	9	17	3	4	.333	.457	0	1	1	2
2011	Lancaster (A)	.408	52	213	38	87	13	7	5	34	19	26	19	9	.451	.606	3	3	0	5
	Corpus Christi (AA)	.361	35	144	21	52	9	3	5	25	7	14	5	5	.388	.569	1	1	0	3
	HOUSTON	.276	57	221	26	61	10	1	2	12	5	29	7	3	.297	.357	1	5	2	2
2012	HOUSTON	.290	147	576	80	167	34	4	7	37	40	74	33	11	.340	.399	4	4	6	11
2013	HOUSTON	.283	152	626	64	177	31	2	5	52	32	85	35	13	.316	.363	8	4	2	9
2014	HOUSTON	.341	158	660	85	225	47	3	7	59	36	53	56	9	.377	.453	5	1	5	10
2015	HOUSTON	.313	154	638	86	200	40	4	15	66	33	67	38	13	.353	.459	6	3	9	5
2016	HOUSTON	.338	161	640	108	216	42	5	24	96	60	70	30	10	.396	.531	7	3	7	7
2017	HOUSTON	.346	153	590	112	204	39	4	24	81	58	84	32	6	.410	.547	4	1	9	10
2018	HOUSTON	.316	137	534	84	169	29	2	13	61	55	79	17	4	.386	.451	1	3	6	7
	Fresno (AAA)#	.333	1	3	0	1	0	0	0	0	0	1	0	0	.500	.333	0	0	1	0
2019	HOUSTON	.298	124	500	89	149	27	3	31	74	41	82	6	5	.353	.550	3	1	3	12
	Round Rock (AAA)#	.190	5	21	3	4	0	1	0	0	2	7	0	0	.261	.286	0	0	0	0
2020	HOUSTON	.219	48	192	32	42	9	0	5	18	17	39	2	3	.286	.344	0	0	1	4
	MINOR LEAGUE TOTALS	.325	388	1490	279	484	88	25	30	208	140	182	117	45	.385	.478	10	18	11	52
	MAJOR LEAGUE TOTALS	.311	1291	5177	766	1610	308	28	133	556	377	662	256	77	.361	.458	39	25	50	77

- Rehab assignment

WILD CARD RECORD

Year	Team	AVG	G	AB	R	H	2B	3B	HR	RBI	BB	SO	SB	CS	OBP	SLG	SF	SH	HB	E	
2015	HOU/NYY	.250	1	4	0	1	0	0	0	1	0	1	0	1	0	.250	.250	0	0	0	1
2020	HOU/MIN	.000	2	7	0	0	0	0	0	1	2	0	0	0	.222	.000	0	0	0	0	
WC TOTALS		.091	3	11	0	1	0	0	0	2	2	1	1	0	.231	.091	0	0	0	1	

DIVISION SERIES RECORD

Year	Team	AVG	G	AB	R	H	2B	3B	HR	RBI	BB	SO	SB	CS	OBP	SLG	SF	SH	HB	E	
2015	HOU/KC	.136	5	22	2	3	0	0	0	1	1	2	0	0	1	.174	.136	0	0	0	0
2017	HOU/BOS	.533	4	15	5	8	0	0	3	4	4	2	0	0	.632	1.133	0	0	0	0	
2018	HOU/CLE	.286	3	14	4	4	1	0	1	2	0	2	0	0	.286	.571	0	0	0	0	
2019	HOU/TB	.350	5	20	4	7	2	0	3	5	1	3	0	0	.381	.900	0	0	0	0	
2020	HOU/OAK	.400	4	15	5	6	0	0	2	5	3	3	0	1	.526	.800	0	0	1	0	
DS TOTALS		.326	21	86	20	28	3	0	9	17	9	12	0	2	.396	.674	0	0	1	0	

CHAMPIONSHIP SERIES RECORD

Year	Team	AVG	G	AB	R	H	2B	3B	HR	RBI	BB	SO	SB	CS	OBP	SLG	SF	SH	HB	E
2017	HOU/NYY	.320	7	25	5	8	0	0	2	4	4	5	1	0	.414	.560	0	0	0	1
2018	HOU/BOS	.250	5	20	4	5	1	0	0	2	3	4	0	0	.348	.300	0	0	0	0
2019	HOU/NYY	.348	6	23	6	8	1	0	2	3	4	1	1	0	.444	.652	0	0	0	0
2020	HOU/TB	.462	7	26	6	12	2	0	3	5	6	5	0	1	.563	.885	0	0	0	3
LCS TOTALS		.351	25	94	21	33	4	0	7	14	17	15	2	1	.450	.617	0	0	0	4

WORLD SERIES RECORD

Year	Team	AVG	G	AB	R	H	2B	3B	HR	RBI	BB	SO	SB	CS	OBP	SLG	SF	SH	HB	E
2017	HOU/LAD	.194	7	31	4	6	2	0	2	6	1	7	1	0	.219	.452	0	0	0	0
2019	HOU/WSH	.303	7	33	4	10	3	0	0	1	0	3	1	1	.294	.394	1	0	0	1
WS TOTALS		.250	14	64	8	16	5	0	2	7	1	10	2	1	.258	.422	1	0	0	1

ALTUVE CAREER TRANSACTIONS

- Signed by Houston as a non-drafted free agent on Sept. 27, 2006.
- Signed a four-year contract extension that included two club options (2018-19) on July 13, 2013.
- Signed a seven-year contract on March 19, 2018.
- On Disabled List, July 29-Aug. 21, 2018 (right knee discomfort).
- On Disabled List, May 11-June 19, 2019 (left hamstring strain).
- On Disabled List, Sept. 4-15, 2020 (right knee sprain).



ALTUVE GAME HIGHS

Hits: 4 (30x) -- last, July 13, 2019 at Texas
Home Runs: 2 (4x) -- last, April 10, 2019 vs. New York (AL)
RBI: 6 -- July 24, 2016 vs. Los Angeles (AL)
Stolen Bases: 3 (3x) -- last, May 8, 2016 vs. Seattle
Longest Hitting Streak: 19 -- last, July 2-July 28, 2017
Career Grand Slams (3): Aug. 17, 2014 at BOS (Joe Kelly)
 April 12, 2019 at SEA (Shawn Armstrong)
 July 14, 2019 at TEX (Kyle Bird)

LEADOFF HR

PINCH-HIT HR

WALK-OFF HR

No.	Date	Opp.	Pitcher	No.	Date	Opp.	Pitcher	No.	Date	Opp.	Pitcher
1	8/20/11	SF	Bumgarner	none				1	7/23/15	BOS	Breslow
2	5/22/12	CHC	T. Wood								
3	5/22/14	@SEA	Elias								
4	7/27/14	MIA	Turner								
5	4/10/16	@MIL	Nelson								
6	4/17/16	DET	Sanchez								
7	4/27/16	@SEA	Iwakuma								
8	5/1/16	@OAK	Hill								
9	5/4/16	MIN	Hughes								
10	5/5/16	SEA	Miley								
11	9/11/18	@DET	Zimmermann								
12	6/23/19	@NYY	Happ								
13	8/7/19	COL	Lambert								
14	9/20/19	LAA	Barria								

ALTUVE CAREER FIELDING

YEAR	POSITION	PCT.	G	PO	A	E	TC	DP
2020	Second Base	.979	48	64	126	4	194	36
TOTALS	Second Base	.985	1252	1883	3171	76	5130	715
	Shortstop	.667	2	0	2	1	3	0

COACHING STAFF

ALTUVE

PLAYER DEVELOPMENT

2020 REVIEW

OPPONENTS

HISTORY AND RECORDS

SPRING TRAINING

MEDIA INFORMATION

MINUTE MAID PARK



YORDAN ALVAREZ

Born: 6/27/97 in Las Tunas, Cuba

Opening Day Age: 23

Contract Status: Signed through 2021

Acquired: From Los Angeles (NL) in exchange for RHP Josh Fields on Aug. 1, 2016.

Resides: Houston, TX

ML Service: 1.113

44		
OF		
B/T	HEIGHT	WEIGHT
L/R	6'5"	227

CAREER HIGHLIGHTS

- Towering left-handed hitter enters his third Major League season with Houston...is projected to begin the 2021 season fully healthy after undergoing arthroscopic surgery on both of his knees on Aug. 26, 2020.
- In 89 career games in the Majors, spanning the 2019-20 seasons, has hit .312 (100x321) with 26 doubles, 28 homers, 82 RBI and a 1.064 OPS (.410 OBP/.654 SLG).
- Was named the 2019 American League Jackie Robinson Rookie of the Year...became the third player in Astros history to win the award, joining first baseman Jeff Bagwell, who won the National League award in 1991, and shortstop Carlos Correa, who won the American League award in 2015.
- Became the fifth Cuban native to win the Rookie of the Year, joining Tony Oliva (1964), José Canseco (1986), José Fernández (2013) and Jose Abreu (2014).
- His 27 home runs during his 2019 rookie season established a new franchise rookie record.
- Established a new Major League record for OPS by a rookie in a single season, with his 1.067 mark in 2019 (min. 350 PA)...bested the previous record of 1.058 that was set by Shoeless Joe Jackson in 1911.
- Set a Major League record for RBI in a player's first 45 career games with 51, surpassing Ted Williams' record of 47 set in 1939...also set a record for RBI within a player's first 30 games (35 RBI), surpassing Albert Pujols (34 in 2001).
- Hit three homers with seven RBI on Aug. 10 at BAL, becoming the youngest player in MLB history (2 years, 44 days old) with three homers and seven RBI in a game, surpassing Pat Seerey (July 13, 1945 at 22 years, 118 days old).
- Went 3x3 with a two-run homer in Game 5 of the 2019 World Series, becoming the youngest Cuban-born player to homer in the World Series, surpassing Jose Canseco...also became the fourth-youngest AL player to homer in a World Series game, behind Mickey Mantle, Jimmie Foxx and Tony Kubek.
- Hit .311 (288x927) with 56 doubles, four triples, 56 homers, 218 RBI and a .956 OPS (.395 OBP/.561 SLG) in 250 minor league games in four years prior to his MLB debut.
- Played in the SiriusXM All-Star Futures Game in 2017 and 2018.
- Was a Midwest League Midseason All-Star in 2017.
- Played for Las Tunas in Cuba's Serie Nacional from 2013-15.

NOTES

- After defecting from Cuba, Alvarez established residency in Haiti before signing with the Dodgers as an international free agent on June 15, 2016... signed by Dodgers scouts Ismael Cruz and Mike Toscar.
- Spent less than two months in the Dodgers organization and did not play in a professional game with them before being acquired by Houston in exchange for hard-throwing reliever Josh Fields... Fields posted a 2.61 ERA in three seasons with Los Angeles while Alvarez blossomed into one of the top prospects in baseball before debuting in 2019.
- The Astros scouts credited with the identification of Alvarez as an amateur include Charlie Gonzalez and Oz Ocampo.
- Shares the same clubhouse with fellow Cubans 1B Yuli Gurriel and IF Aledmys Diaz...grew up idolizing Gurriel, who was a star in the Cuban league during Alvarez's childhood...the two first met in Haiti while both were establishing residency prior to a move to the United States.
- Along with Gurriel, Diaz, Rogelio Armenteros and Cionel Pérez, Alvarez was one of five Cubans to play for the 2019 Astros...that club became the first team to play five Cubans in the same season since the 1969 Reds used IF Mike de la Hoz, RHP Camilo Pascual, IF Tony Perez, RHP Pedro Ramos and IF Chico Ruiz.
- On Sept. 9, 2019, became the first Astro to hit a homer into the third deck at Minute Maid Park, a towering blast off A's RHP Paul Blackburn...that shot landed in section 337, row I, seat 18, which was commemorated with an orange seat in 2019.
- Enters his third Major League Spring Training...was a non-roster invitee in 2019...is currently signed to a one-year contract for the 2021 season.



2020 SEASON:

- Played in just two Major League games, going 2x8 with a homer and four RBI.
- Had his season delayed due to a positive COVID-19 test...began the year on the Injured List.
- Activated on Aug. 14 vs. SEA and homered in his first PA, a three-run shot into the Crawford Boxes...went back-to-back with Yuli Gurriel.
- Was placed on the Injured List on Aug. 18 with right knee discomfort.
- Underwent arthroscopic surgery on both of his knees on Aug. 26...a slight tear of the patellar tendon was repaired in his right knee, while his left knee received a routine cleanup...missed the remainder of the season.

2019 SEASON:

- 21-year-old was named the 2019 American League Jackie Robinson Rookie of the Year, the Sporting News AL Rookie of the Year and was the MLBPA Players Choice Award recipient for the AL Most Outstanding Rookie...also named to the Second-Team All-MLB squad.
- Established a Major League record for OPS by a rookie in a single season with his 1.067 mark (min. 350PA)...surpassed Shoeless Joe Jackson's record of 1.058 set in 1911.
- Set a franchise rookie record for home runs in a single season (27), topping Carlos Correa's record of 22 set during his 2015 rookie season.
- Also set club rookie records for OPS (1.067), OBP (.412) and SLG (.655) (min. 350PA).
- Posted the third-best batting average by an Astros rookie (min. 350PA), and the second-most RBI by a rookie in club history.
- Ranked among the top-10 AL hitters in multiple categories from the date of his MLB debut (June 9) through the end of the regular season: RBI (2nd, 78), OBP (3rd, .412), SLG (3rd, .655), OPS (4th, 1.067), extra-base hits (5th, 53), homers (T-6th, 27), doubles (T-7th, 26), batting average (9th, .313).
- Led all AL rookies in extra-base hits (53), OPS (1.067), OBP (.412) and SLG (.655) (min. 350PA).
- Was named the AL Rookie of the Month in June, July and August...became the first player in franchise history to win three consecutive Rookie of the Month awards, and the first MLB player to do so since Aaron Judge from April-June of 2017.
- Set a Major League record for RBI in a player's first 45 career games with 51, surpassing Ted Williams' record of 47 set in 1939...also set a record for RBI within a player's first 30 games (35 RBI), surpassing Albert Pujols (34 in 2001).
- Set Astros records for most homers within a player's first 12 games (7 HR), 11 games (6), 10 games (5), five games (4), four games (3) and two games (2).
- His 1.067 OPS was the sixth-best by a player 22 years old or younger in MLB's modern era (since 1900).
- Batted .344 (32x93) with 13 doubles, six homers, 50 RBI and a 1.105 OPS (.427 OBP/.677 SLG) with runners in scoring position...ranked fourth in the AL in OPS and fifth in batting average with runners in scoring position.
- Led all left-handed hitters in OPS vs. left-handed pitchers (1.038)...the only left-handed hitting rookie in MLB history to post a higher mark was David Justice in 1990 (1.099).
- Selected to the Major League roster on June 9...made his MLB debut vs. BAL that day, starting at DH.
- Homered in his first Major League game off RHP Dylan Bundy, becoming the seventh player in franchise history to homer in his MLB debut (last, Derek Fisher on June 14, 2017 vs. TEX)...hit a 1-0 changeup to center field in what was his second plate appearance.
- At 21 years, 347 days old, became the youngest player in club history to make a start at DH.
- Homered in his second-career game on June 11 vs. MIL, becoming the first player in Astros history to homer in each of his first two MLB games...became the 23rd player in MLB history to do this, most recently accomplished by Francisco Arcia for the Angels in July 2018.
- Became the first player in Astros history to score a run in each of his first five Major League games.
- His four homers tied the second-most home runs in MLB history over a player's first five games with Yasiel Puig (2013) and Mike Jacobs (2005), behind only Trevor Story's six homers in 2016.
- His eight runs scored over his first five MLB games tied the second-most in MLB history with Jay Bruce (2008), behind only Jim Gilliam's nine runs in his first five games in 1953.
- Became the first player in MLB history to post six homers and 14 RBI over his first 11 Major League games (since RBI first became an official stat in 1920)...was also the first to reach seven homers and 16 RBI over his first 12 games.
- Tied a Major League record for homers over a player's first 12 games (7) with Trey Mancini (2016-17), Trevor Story (2016) and Dino Restelli (1941).
- Named the AL Rookie of the Month for June after leading AL rookies in RBI (21), OPS (1.139), OBP (.406) and SLG (.733) in 16 games in June.
- Notched his first-career multi-HR game on July 12 at TEX...became the youngest Astro with a multi-HR game since Carlos Correa on April 6, 2016 at NYY.
- Set a MLB record for RBI over a player's first 30 games (35 RBI), topping Albert Pujols' record of 34 in 2001.
- Hit a 474-foot homer on July 20 vs. TEX, the longest homer by an Astro in the Statcast era (since 2015).
- Named the AL Rookie of the Month for July, his second-consecutive Rookie of the Month award...during the month, hit .333 with seven doubles, five homers, 15 RBI and a 1.045 OPS, leading all AL rookies in batting average, OBP, OPS, SLG and extra-base hits.

2021 HOUSTON ASTROS

- Became the first player in MLB history to record an extra-base hit in 24 of his first 42 games.
- Set a Major League record for RBI in a player's first 45 career games with 51, surpassing Ted Williams' record of 47 set in 1939.
- Hit three homers with seven RBI on Aug. 10 at BAL, marking the 14th three-homer game in club history (13th in the regular season) and the first since Carlos Lee's three-homer game on April 13, 2007 at PHI.
- Became the youngest player in MLB history (2 years, 44 days old) with three homers and seven RBI in a game, surpassing Pat Seerey (July 13, 1945 at 22 years, 118 days old).
- Became the seventh-youngest player in MLB history with a three-homer game.
- Brew a career high four walks on Aug. 20 vs. DET...at 22 years, 54 days old became the youngest player to walk four times in a game since Barry Bonds (22 years, 37 days) on Aug. 30, 1986 at HOU (STATS Inc.).
- Posted his fourth-career multi-homer game on Aug. 27 vs. TB...joined Cody Bellinger (6g) as the only players in MLB history to record at least four multi-homer games over their first 60 games in the Majors.
- Was named the AL Rookie of the Month for August, his third-straight monthly award...batted .309 (30x97) in 27 games in August while leading AL rookies in HR (9), RBI (26), SLG (.670), OBP (.425) and OPS (1.095).
- Became the first rookie to win three consecutive Rookie of the Month Awards since Aaron Judge in 2017 (April, May, June).
- His nine homers marked the second-most by an Astros rookie in a single month behind George Springer's 10 homers in May 2014.
- On Sept. 8 vs. SEA, became the first player in Astros history with at least three doubles and six RBI in a single game...became the youngest player in MLB history with three doubles and six RBI in a single game (22 years, 73 days)...broke the record held by Jimmy O'Connell of the New York Giants on (22 years, 110 days on June 1, 1923).
- Hit two solo homers over the first 2.0 innings on Sept. 9 vs. OAK, setting a new single-season club record for home runs by a rookie (24), surpassing Carlos Correa's 2015 record of 22.
- **POSTSEASON:** Batted .241 (14x58) with one homer and three RBI in 18 postseason games.
- **ALDS VS. TB:** Smacked three doubles over the first four games of the ALDS against the Rays, marking the most doubles by an Astros player within his first four career postseason games all-time in franchise history.
- Became the third-youngest player in Astros history to start a postseason game (22 years 99 days) behind only Carlos Correa (21 in 2015) and Richard Hidalgo (22 years, 94 days in 1997).
- Became the third-youngest player in MLB history to start a postseason game at DH, behind only Claudell Washington (21 in 1975) for Oakland and Jamie Quirk (21 in 1976) for Kansas City.
- **WORLD SERIES VS. WSH:** Went 3x3 with a two-run homer in Game 5 of the World Series, becoming the youngest Cuban-born player to homer in the World Series, surpassing Jose Canseco.
- Became the fourth-youngest AL player to homer in a World Series game behind Mickey Mantle, Jimmie Foxx and Tony Kubek.
- Became the youngest player in Astros history record a hit in a World Series game.
- Became the 40th rookie in MLB history to homer in the World Series.
- Began the season at Triple A Round Rock and hit .343 (73x213) with 50 runs scored, 16 doubles, 23 home runs, 71 RBI and a 1.184 OPS (.443 OBP/.742 SLG) in 56 games.
- Was leading the minors in homers (23), RBI (71), extra-base hits (39) and total bases (158) prior to making his Major League debut.
- Received Triple A Pacific Coast League Player of the Month honors and Astros Minor League Player of the Month recognition for April...led the PCL in homers and slugging percentage in April.

MINOR LEAGUES:

- Was a MiLB.com Organization All-Star and was selected to the SiriusXM All-Star Futures Game for the second-straight season in **2018**.
- Went 1x3 with a walk in the 2018 Futures Game.
- Was a **2017** Class A Midwest League All-Star.
- Was selected to the 2017 SiriusXM All-Star Futures Game in 2017.
- Debuted in pro baseball in **2016** for the Dominican Summer League Astros, batting .341 with a .974 OPS in 16 games.

PERSONAL:

- Yordan and his wife Monica reside in Houston, TX, with their daughter, Mia.



YORDAN RUBEN ALVAREZ

Year	Team	AVG	G	AB	R	H	2B	3B	HR	RBI	BB	SO	SB	CS	OBP	SLG	SF	SH	HB	E
2016	DSL Astros Orange (R)	.341	16	44	7	15	2	1	1	4	12	7	2	1	.474	.500	1	0	0	0
2017	Quad Cities (A)	.360	32	111	26	40	6	0	9	33	23	36	2	0	.468	.658	3	0	2	1
	Buies Creek (A)	.277	58	224	19	62	11	3	3	36	19	41	6	1	.329	.393	7	0	2	0
2018	Corpus Christi (AA)	.325	43	169	39	55	13	0	12	46	19	45	5	2	.389	.615	2	0	0	2
	Fresno (AAA)	.259	45	166	24	43	8	0	8	28	23	47	1	0	.349	.452	0	0	0	0
2019	Round Rock (AAA)	.343	56	213	50	73	16	0	23	71	38	50	2	1	.443	.742	1	0	1	2
	HOUSTON	.313	87	313	58	98	26	0	27	78	52	94	0	0	.412	.655	2	0	2	1
2020	HOUSTON	.250	2	8	2	2	0	0	1	4	0	1	0	0	.333	.625	0	0	1	0
MINOR LEAGUE TOTALS		.311	250	927	165	288	56	4	56	218	134	226	18	5	.395	.561	14	0	5	5
MAJOR LEAGUE TOTALS		.312	89	321	60	100	26	0	28	82	52	95	0	0	.410	.654	2	0	3	1

DIVISION SERIES RECORD

Year	Team	AVG	G	AB	R	H	2B	3B	HR	RBI	BB	SO	SB	CS	OBP	SLG	SF	SH	HB	E
2019	HOU/TB	.316	5	19	2	6	3	0	0	1	1	7	0	0	.350	.474	0	0	0	0

CHAMPIONSHIP SERIES RECORD

Year	Team	AVG	G	AB	R	H	2B	3B	HR	RBI	BB	SO	SB	CS	OBP	SLG	SF	SH	HB	E
2019	HOU/NYY	.045	6	22	1	1	0	0	0	0	2	12	0	0	.125	.045	0	0	0	0

WORLD SERIES RECORD

Year	Team	AVG	G	AB	R	H	2B	3B	HR	RBI	BB	SO	SB	CS	OBP	SLG	SF	SH	HB	E
2019	HOU/WSH	.412	7	17	2	7	0	0	1	2	4	2	0	0	.524	.588	0	0	0	0

ALVAREZ CAREER TRANSACTIONS

- Signed by the Dodgers as a non-drafted free agent on June 15, 2016.
- Acquired by the Astros from the Dodgers in exchange for RHP Josh Fields on Aug. 1, 2016.
- On Injured List, July 12-Aug. 14 (undisclosed injury).
- On Injured List, Aug. 16-Nov. 2 (right knee discomfort).

ALVAREZ GAME HIGHS

Hits:4 (2x) -- last, Sept. 22, 2019 vs. Los Angeles (AL)
Home Runs:3 -- Aug. 10, 2019 at Baltimore
RBI:7 -- Aug. 10, 2019 at Baltimore
Stolen Bases:none
Longest Hitting Streak:9 (2x) -- last, Aug. 1-11, 2019
Career Grand Slams:Aug. 10, 2019 at Baltimore (Tayler Scott)

LEADOFF HR

No.	Date	Opp.	Pitcher
none			

PINCH-HIT HR

No.	Date	Opp.	Pitcher
1	9/14/19	at KC	Speier

WALK-OFF HR

No.	Date	Opp.	Pitcher
none			

ALVAREZ CAREER FIELDING

YEAR	POSITION	PCT.	G	PO	A	E	TC	DP
2019	Outfield	.909	10	9	1	1	11	0
TOTALS	Outfield	.909	10	9	1	1	11	0

COACHING STAFF

ALVAREZ

PLAYER DEVELOPMENT

2020 REVIEW

OPPONENTS

HISTORY AND RECORDS

SPRING TRAINING

MEDIA INFORMATION

MINUTE MAID PARK



PEDRO BÁEZ

Born: 3/11/88 in Bani, DR

Opening Day Age: 33

Contract Status: Signed through 2022

Acquired: Signed a two-year contract as a free agent on Jan. 15, 2021.

Resides: Bani, DR

ML Service: 6.059

52		
RHP		
B/T	HEIGHT	WEIGHT
R/R	6'0"	232

CAREER HIGHLIGHTS

- Steady right-handed pitcher has gone 21-15 with three saves, a 3.03 ERA (120ER/356IP), 120 walks and 369 strikeouts in 355 career relief appearances in the Major Leagues across seven seasons, all spent with the Dodgers (2014-20).
- Has posted an ERA of 3.35-or-better in all seven seasons of his career...is one of three Major League relief pitchers who have posted an ERA of 3.35-or-better in every season since 2014...also Aroldis Chapman and Zack Britton.
- Has neutralized left-handed hitters throughout his career, as lefties have batted just .181 with a .584 OPS against him over his six seasons...owns the sixth-best opponent average vs. left-handed hitters among all MLB relievers since his debut season in 2014...only Craig Kimbrel (.171), David Robertson (.174), Brad Hand (.175), Dellin Betances (.175) and Wade Davis (.181) have posted better marks.
- Made his MLB debut on May 5, 2014 at WSH.
- Recorded his first MLB win on May 10, 2015 at COL.
- Pitched in 31 postseason games for the Dodgers spanning six different postseason runs, including the club's World Series Championship run in 2020... has gone 1-0 with a 3.99 ERA (13ER/29.1IP) and 33 strikeouts in those 31 games...only Kenley Jansen (49g) and Clayton Kershaw (37g) have appeared in more postseason games for the Dodgers in franchise history.
- Posted a 3.18 ERA (6ER/17IP) in 18 games for the Dodgers, recording two saves and 13 strikeouts with a .159 opponent batting average.

NOTES

- Signed by the Dodgers as an 18-year-old non-drafted free agent out of Bani, DR on Jan. 22, 2007...signed by Dodgers scout Elvio Jimenez.
- Is the second-youngest of six children...growing up in the Dominican Republic, his mother, Idalia, worked in a factory that processed agricultural products for the popular Dominican brand "La Famosa"...his father, Pedro Sr., worked as a baker.
- Was originally signed by the Dodgers as a position player...spent his first six seasons in the minor leagues as an infielder before converting to pitching in 2013...was known for his strong arm, and was tabbed by **Baseball America** as having the best infield arm in the Dodgers system...was an All-Star Futures Game selection as an infielder twice (2009-10)...made his MLB debut as a pitcher in 2014, one year after converting to the mound.
- Was originally added to the Dodgers 40-man roster on Nov. 20, 2013...signed a two-year contract as a free agent with Houston on Jan. 15, 2021, that runs through the 2022 season.

2020 SEASON:

- Gave up just three hits (all singles) to left-handed hitters all year...lefties batted .097 (3x31) with a .273 OPS (.176 OBP/.097 SLG) against him.
- Ranked fourth among all MLB pitchers (min. 30 batters faced) in opponent OPS against left-handed hitters...only Jesse Hahn (.176), Adam Kolarek (.203) and Drew Smyly (.265) posted better marks.
- POSTSEASON:** Made eight apps. for the Champion Dodgers, posting a 3.52 ERA (3ER/7.2IP) and 10 strikeouts with a .192 opponent batting average.
- Appeared in one game in the NLDS, four games in the NLCS and three games in the World Series.
- Was scoreless in six-of-eight postseason games.
- Held right-handed hitters 2x17 (.118) over his eight postseason appearances.

2019 SEASON:

- Won a career-high seven games with a 3.10 ERA and a 0.95 WHIP...led Dodgers relievers in innings (69.2).
- Among NL relievers, ranked tied for sixth in wins, eighth in WHIP, and tied for third in holds (25).
- Ranked sixth among all Major League relievers in opponent batting average (.174).
- Ranked fifth in the Majors in opponent average against right-handed hitters (.172).
- Earned his first-career save on Sept. 1 at ARI.
- POSTSEASON:** Made two appearances in the postseason (Games 2 and 4 of the NLDS against Washington).



2018 SEASON:

- Went 4-3 with a 2.88 ERA (18ER/56.1IP) in 55 relief appearances, striking out 62 batters with 23 walks...missed 36 games from June 15-July 25 (biceps tendonitis).
- Held lefties to a .164 average (11x67), which ranked sixth among NL relievers (min. 200 batters faced).
- Finished the season strong as he allowed just one run over his last 19 outings (19.1IP) after Aug. 13, posting a 0.47 ERA and holding hitters to a .108 average (7x65) in that span.
- POSTSEASON:** Was a key piece out of the bullpen during the postseason, going 1-0 with a 1.59 ERA (2ER/11.1IP) in 10 appearances...struck out 14 batters against five walks, while holding batters to a .108 average...was scoreless over six outings combined between the NLDS and NLCS...pitched in the World Series for the first time in his career.

2017 SEASON:

- Went 3-6 with a 2.95 ERA (21 ER/64.0 IP) in 66 relief appearances in his fourth Major League season
- Allowed two-of-20 inherited runners to score (10.0%), tied for the seventh-lowest percentage among NL relievers (min. 50IP).
- Held batters with RISP to a .099 average (7x66), the third lowest among MLB relievers (min. 50 BFP).
- Posted a career-long scoreless streak of 18.2 innings that carried over from the 2016 season...the streak ran from Sept. 6, 2016-April 25, 2017.
- Missed the first 10 games of the season with a right wrist contusion suffered in Spring Training.
- Did not pitch in the 2017 postseason.

2016 SEASON:

- Set career-highs in games (73) and innings (74.0).
- Went 3-2 with a 3.04 ERA and ranked tied for ninth in the NL with 23 holds
- Limited opponents to a .195 batting average, which ranked 12th in the National League.
- Was effective against both right-handed (.214, 37x173) and left-handed hitters (.160, 15x94).
- Ranked 12th in the NL with a 1.00 WHIP
- Reeled off 15 consecutive scoreless appearances (17.1 IP) from July 1-Aug. 7...had two dominating months: July (14.2 scoreless innings with a .064 opponent average (3x47) and September/October (11.2 scoreless innings with 15 strikeouts).
- Was optioned to Double A Tulsa on Aug. 30 until Sept. 6, but did not pitch for the Drillers.
- POSTSEASON:** Put up a 2.57 ERA (2ER/7IP) in seven postseason games.
- NLDS vs. WSH:** Was scoreless and hitless in all four games he appeared in (Games 1-4, 3.2IP).

2015 SEASON:

- Went 4-2 with a 3.35 ERA in 52 relief appearances in after making his first-career **Opening Day** roster.
- Gave up just three earned runs in 27 games at Dodger Stadium, posting a 0.94 ERA (3ER/28.2IP) and 34 strikeouts in 27 games.
- Picked up his first big league victory on May 10 at COL with 1.1 scoreless innings.
- POSTSEASON:** Made two postseason appearances, both of which came during the NLDS against the Mets, allowing three runs in 0.1 innings.

2014 SEASON:

- Made his MLB debut with the Dodgers, posting a 2.63 ERA and a 0.88 WHIP in 20 relief appearances across four stints in the Majors.
- Was recalled to the Majors on May 5 and made his debut that night at WSH (2ER/1IP).
- POSTSEASON:** Made the Dodgers NLDS roster and pitched in two games against the Cardinals, allowing two runs in 2.1 innings pitched.
- In 40 games in the minors split between Double A Chattanooga and Triple A Albuquerque, went 2-1 with 12 saves and a 3.86 ERA.

MINOR LEAGUE CAREER:

- Converted to pitching in **2013** and posted a 3-3 record with two saves, 55 strikeouts and a 3.88 ERA in 48 relief appearances between Class A Advanced Rancho Cucamonga and Double A Chattanooga.
- Following the 2013 season, pitched for Glendale in the Arizona Fall League.
- Was a **2012** South Atlantic League Midseason All-Star, starting the All-Star game at third base for the North Division.
- Was rated by *BA* as having the best infield arm and best infield defense in the Dodgers organization.
- Hit .210 with two homers in 32 games with Double A Chattanooga in **2011**
- Was selected to the XM All-Star Futures Game in both **2010** and **2009**.
- Played in 120 games with Rookie Level Ogden and Class A Great Lakes in **2008**, batting .229 with 13 homers and 66 RBI.
- Ranked second in the GCL in RBI (39) in **2007**.

PEDRO ALBERYS BÁEZ

Year	Team	W	L	ERA	G	GS	CG	SHO	SV	IP	H	R	ER	HR	HB	BB	SO	WP	BK	AVG
2013	Rancho Cucamonga (A)	2	2	3.63	32	0	0	0	2	34.2	41	17	14	3	4	15	32	1	0	.295
	Chattanooga (AA)	1	1	4.24	16	0	0	0	0	23.1	26	13	11	3	0	8	23	2	1	.283
2014	Chattanooga (AA)	2	1	2.79	17	0	0	0	6	19.1	15	7	6	0	1	9	18	2	0	.208
	LOS ANGELES (NL)	0	0	2.63	20	0	0	0	0	24.0	16	7	7	3	0	5	18	0	0	.188
	Albuquerque (AAA)	0	0	4.76	23	0	0	0	6	22.2	27	12	12	4	2	4	20	2	1	.303
2015	LOS ANGELES (NL)	4	2	3.35	52	0	0	0	0	51.0	47	22	19	4	1	11	60	1	1	.247
	Oklahoma City (AAA)#	0	0	0.00	3	1	0	0	0	3.0	2	0	0	0	0	0	2	0	0	.200
2016	LOS ANGELES (NL)	3	2	3.04	73	0	0	0	0	74.0	52	27	25	11	2	22	83	3	2	.195
2017	Oklahoma City (AAA)#	0	0	6.00	3	0	0	0	0	3.0	1	2	2	0	0	1	3	0	0	.100
	LOS ANGELES (NL)	3	6	2.95	66	0	0	0	0	64.0	56	24	21	9	2	29	64	1	1	.225
2018	LOS ANGELES (NL)	4	3	2.88	55	0	0	0	0	56.1	46	19	18	4	1	23	62	0	1	.220
	Oklahoma City (AAA)#	0	0	0.00	2	0	0	0	0	2.0	1	0	0	0	0	0	3	0	0	.143
	Tulsa (AA)#	0	0	6.75	1	0	0	0	0	1.1	1	1	1	1	0	0	1	0	0	.200
2019	LOS ANGELES (NL)	7	2	3.10	71	0	0	0	1	69.2	43	30	24	6	4	23	69	0	0	.174
2020	LOS ANGELES (NL)	0	0	3.18	18	0	0	0	2	17.0	10	8	6	2	0	7	13	0	0	.159
MINOR LEAGUE TOTALS		5	4	3.79	97	1	0	0	14	109.1	114	52	46	11	7	37	102	7	2	.269
MAJOR LEAGUE TOTALS		21	15	3.03	355	0	0	0	3	356.0	270	137	120	39	10	120	369	5	5	.206

#Rehab assignment

DIVISION SERIES RECORD

Year	Team/Opp.	W	L	ERA	G	GS	CG	SHO	SV	IP	H	R	ER	HR	HB	BB	SO	WP	BK	AVG
2014	LAD/STL	0	0	7.71	2	0	0	0	0	2.1	1	2	2	1	1	1	2	0	0	.125
2015	LAD/NYM	0	0	81.00	2	0	0	0	0	0.1	2	3	3	0	0	2	1	0	0	.667
2016	LAD/WSH	0	0	0.00	4	0	0	0	0	3.2	0	0	0	0	1	2	1	0	0	.000
2018	LAD/ATL	0	0	0.00	2	0	0	0	0	2.1	0	0	0	0	0	1	3	0	0	.000
2019	LAD/WSH	0	0	13.50	2	0	0	0	0	0.2	4	1	1	1	0	1	1	0	0	.667
2020	LAD/SD	0	0	0.00	1	0	0	0	0	1.0	0	0	0	0	0	0	2	0	0	.000
TOTALS		0	0	5.23	13	0	0	0	0	10.1	7	6	6	2	2	7	10	0	0	.194

CHAMPIONSHIP SERIES RECORD

Year	Team/Opp.	W	L	ERA	G	GS	CG	SHO	SV	IP	H	R	ER	HR	HB	BB	SO	WP	BK	AVG
2016	LAD/CHC	0	0	5.40	3	0	0	0	0	3.1	6	6	2	1	0	2	4	0	0	.375
2018	LAD/MIL	1	0	0.00	4	0	0	0	0	4.1	2	0	0	0	0	1	7	0	0	.133
2020	LAD/ATL	0	0	2.70	4	0	0	0	0	3.1	2	1	1	0	0	2	5	0	0	.182
TOTALS		1	0	2.45	11	0	0	0	0	11.0	10	7	3	1	0	5	16	0	0	.238

WORLD SERIES RECORD

Year	Team/Opp.	W	L	ERA	G	GS	CG	SHO	SV	IP	H	R	ER	HR	HB	BB	SO	WP	BK	AVG
2018	LAD/BOS	0	0	3.86	4	0	0	0	0	4.2	2	2	2	1	0	3	4	0	0	.133
2020	LAD/TR	0	0	5.40	3	0	0	0	0	3.1	3	2	2	2	0	1	3	0	0	.250
TOTALS		0	0	4.50	7	0	0	0	0	8.0	5	4	4	3	0	4	7	0	0	.185

BÁEZ CAREER TRANSACTIONS

- Signed by Los Angeles (NL) as a non-drafted free agent on Jan. 22, 2007.
- On Disabled List, May 14-June 26, 2015 (right pectoral strain).
- On Disabled List, March 30-April 14, 2017 (right wrist contusion).
- On Disabled List, June 15-July 25, 2018 (right biceps tendinitis).
- On Injured List, July 7-13, 2020 (undisclosed).
- On Injured List, Aug. 20-Sept. 12, 2020 (strained right groin).

BÁEZ GAME HIGHS

Longest Winning Streak:	5 (2x) -- last, June 27-2019-current
Longest Losing Streak:	6 -- Aug. 2, 2017-April 24, 2018
Strikeouts:	5 -- June 2, 2017 at MIL
Walks:	3 (2x) -- last, April 20, 2018 vs. WSH
Innings (starter):	none
Innings (relief):	2.2 (2x) -- last, May 2, 2018 at ARI
Low-Hit Game (CG):	none



NON-ROSTER INVITEE

COLIN BARBER

Born: 12/4/00 in Paradise, CA
Opening Day Age: 20
Contract Status: Signed through 2021
Acquired: Selected in the fourth round of the June 2019 draft.
Resides: Chico, CA
ML Service: 0.000

90

OF

B/T	HEIGHT	WEIGHT
L/L	6'0"	189

COACHING STAFF

BARBER

CAREER HIGHLIGHTS

- Toolsy outfielder enters his third year in the Astros organization...has played in 28 games, all of which came during the 2019 season with the Rookie Level GCL Astros, batting .263 with a .387 OBP.

MINOR LEAGUE CAREER:

- Did not appear in a game in **2020** due to the pandemic-shortened season.
- After getting selected in the fourth round of the 2019 MLB Draft, hit .263 (26x99) with five doubles, one triple, two homers and a .387 OBP in 28 games with the Rookie Level GCL Astros in **2019**.

NOTES

- Graduated from Pleasant Valley High School in California in 2019...hit .493 with 10 homers and 42 RBI in 27 games during his senior season, en route to conference MVP honors...was a 2019 Rawlings Perfect Game California Preseason All-Region First Team selection.
- Selected by the Astros in the fourth round of the 2019 MLB Draft...signed by Astros scout Tim Costic.
- Was committed to playing at the University of Oregon prior to signing with Houston.
- Received his first-career invitation to Major League Spring Training camp in 2021...is signed to a one-year contract through the 2021 season.

PLAYER DEVELOPMENT

2020 REVIEW

OPPONENTS

HISTORY AND RECORDS

SPRING TRAINING

MEDIA INFORMATION

MINUTE MAID PARK

COLIN ARTHUR BARBER

Year	Team	AVG	G	AB	R	H	2B	3B	HR	RBI	BB	SO	SB	CS	OBP	SLG	SF	SH	HB	E
2019	GCL Astros (R)	.263	28	99	19	26	5	1	2	6	19	29	2	1	.387	.394	0	0	1	3
MINOR LEAGUE TOTALS.		.263	28	99	19	26	5	1	2	6	19	29	2	1	.387	.394	0	0	1	3

BARBER CAREER TRANSACTIONS

- Selected by Houston in the fourth round of the June 2019 draft.



BRANDON BIELAK

Born: 4/2/96 in Edison, NJ
Opening Day Age: 24
Contract Status: Signed through 2021
Acquired: Selected in the 11th round of the June 2017 draft.
Resides: Sayreville, NJ
ML Service: 1.000

64		
RHP		
B/T	HEIGHT	WEIGHT
R/R	6'4	212

CAREER HIGHLIGHTS

- Made his MLB debut in 2020, posting a 3-3 record with a 6.75 ERA (24ER/32IP) in 12 games (6 starts).
- Made his MLB debut on July 27, 2020 vs. SEA (1ER/3.1IP) as a reliever.
- Became the fifth pitcher in Astros history to get the win in both of his first two career appearances, joining Framber Valdez (2018), Bill Dawley (1983), Mark Lemongello (1976) and J.R. Richard (1971).
- Was dominant in three seasons in the minor leagues with Houston, posting a 20-13 record with a 2.94 ERA (89ER/272.1IP) and 292 strikeouts in 58 games (41 starts) from 2017-19.
- Was a 2018 Carolina League Midseason All-Star.

2020 SEASON:

- Made his MLB debut, pitching out of the bullpen and starting rotation...went 3-3 with a 6.75 ERA (24ER/32IP) in 12 games (6 starts).
- Was selected to the Major League roster on July 27, the fourth day of the regular season.
- Made his MLB debut on July 27 vs. SEA and earned the win after tossing 3.1 innings of one-run relief...struck out four with no walks and four hits allowed.
- Became the 17th pitcher in Astros history to record the win in his MLB debut, and the first since Corbin Martin did so on May 12, 2019 vs. TEX.
- Earned the win in his second-career outing, a relief appearance on July 31 at LAA (0ER/2IP)
- Became the fifth pitcher in Astros history to get the win in each of his first two MLB appearances, joining Framber Valdez (2018), Bill Dawley (1983), Mark Lemongello (1976) and J.R. Richard (1971).
- Made his first-career start on Aug. 6 at ARI and threw 5.0 scoreless innings in Houston's 5-4 loss.
- Became the first Astros pitcher to toss 5.0+ scoreless innings in his first Major League start since Vince Velasquez on June 10, 2015 at CWS.

MINOR LEAGUE CAREER:

- Made it to Triple A in 2019...combined to strike out 119 batters in 121.2 innings pitched between Triple A (15g) and Double A (8g).
- Was a Class A Advanced Carolina League Midseason All-Star in 2018 while with Buies Creek.

NOTES

- Graduated from St. Joseph High School in Metuchen, N.J. in 2014...led his team to a county championship as a senior, striking out 87 batters with an 0.82 ERA and an 8-1 record...also hit .420 as a senior to earn Middlesex County Player of the Year honors.
- Attended the University of Notre Dame, earning ACC All-Freshman honors in 2015 after leading the Fighting Irish in starts (14) and innings pitched (88.2) as a true freshman...in 47 career games with Notre Dame from 2015-17, went 11-11 with a 3.85 ERA.
- During all three of his seasons at Notre Dame, was teammates with right-handed pitcher Peter Solomon, who was selected by the Astros in the fourth round of the 2017 MLB Draft and added to the Astros 40-man roster this past November...the two were also teammates with Blue Jays infielder Cavan Biggio at Notre Dame from 2015-16.
- Pitched in the Cape Cod League in 2016, posting a 1.54 ERA and 29 strikeouts in 23.1 innings pitched.
- Selected by the Astros in the 11th round of the 2017 MLB Draft...signed by Astros scout Nick Venuto.
- Is signed to a one-year contract for the 2021 season.

- Improved to 3-0 after holding the Rockies to one run on one hit over 6.0 innings on Aug. 17 vs. COL.
- Became the first Astros pitcher to begin his career with a three-game winning streak since Josh James went 7-0 to start his career from 2018-19.
- Over his first five career outings, went 3-0 with a 1.69 ERA (4ER/21.1IP), 11 walks, 15 strikeouts and 13 hits allowed (.178 opponent batting average).
- Spent the entire 2020 postseason traveling with the Astros on the taxi squad.

- Gave up just three earned runs in 33.2 innings pitched (0.80 ERA) in his first professional season in 2017.



BRANDON MICHAEL BIELAK

Year	Team	W	L	ERA	G	GS	CG	SHO	SV	IP	H	R	ER	HR	HB	BB	SO	WP	BK	AVG
2017	GCL Astros (R)	1	0	0.00	2	0	0	0	0	4.1	3	0	0	0	0	1	5	0	0	.188
	Tri-City (A)	1	1	0.92	8	4	0	0	1	29.1	18	4	3	0	0	4	37	3	0	.171
2018	Buies Creek (A)	5	3	2.10	14	7	0	0	2	55.2	44	15	13	2	3	17	74	7	0	.217
	Corpus Christi (AA)	2	5	2.35	11	10	0	0	0	61.1	52	18	16	4	1	22	57	5	1	.235
2019	Corpus Christi (AA)	3	0	3.75	8	6	0	0	0	36.0	29	15	15	3	1	14	33	3	0	.220
	Round Rock (AAA)	8	4	4.41	15	14	0	0	0	85.2	69	42	42	10	1	36	86	5	1	.220
2020	HOUSTON	3	3	6.75	12	6	0	0	0	32.0	39	26	24	9	2	17	26	0	0	.305
MINOR LEAGUE TOTALS		20	13	2.94	58	41	0	0	3	272.1	215	94	89	19	6	94	292	23	2	.217
MAJOR LEAGUE TOTALS		3	3	6.75	12	6	0	0	0	32.0	39	26	24	9	2	17	26	0	0	.305

BIELAK CAREER TRANSACTIONS

- Selected by the Astros in the 11th round of the June 2017 draft.

BIELAK CAREER HIGHS

Longest Winning Streak:	3 -- July 27-Aug. 17, 2020
Longest Losing Streak:	3 -- Aug. 22, 2020-current
Strikeouts:	5 -- Sept. 5, 2020 at Los Angeles (AL)
Walks:	4 -- Aug. 17, 2020 vs. Colorado
Innings (starter):	6.0 -- Aug. 17, 2020 vs. Colorado
Innings (relief):	3.1 -- July 27, 2020 vs. Seattle
Low-Hit Game (CG):	none

COACHING STAFF

BIELAK

PLAYER DEVELOPMENT

2020 REVIEW

OPPONENTS

HISTORY AND RECORDS

SPRING TRAINING

MEDIA INFORMATION

MINUTE MAID PARK



NON-ROSTER INVITEE

RONEL BLANCO

Born: 8/31/93 in Santiago, DR
Opening Day Age: 27
Contract Status: Signed through 2021
Acquired: Signed as a non-drafted free agent on April 27, 2016.
Resides: Santiago, DR
ML Service: 0.000

96

RHP

B/T	HEIGHT	WEIGHT
R/R	6'4"	243

CAREER HIGHLIGHTS

- Right-handed pitcher has been in the Astros organization since 2016, posting a career 25-9 record with a 3.50 ERA (95ER/244.1IP) and 266 strikeouts in 101 games (21 starts) in the minor leagues.

MINOR LEAGUE CAREER:

- Trained at the Astros Alternate Training Site in **2020** during the pandemic-shortened season.
- Appeared at three levels in the Astros system in **2019**, going 5-2 with a 4.96 ERA (27ER/49IP) and 57 strikeouts in 32 games between Triple A Round Rock (19g), Double A Corpus Christi (9g) and Class A Short Season Tri-City (4g).
- Posted a 5-1 record and a 1.73 ERA in 19 games at Class A Advanced Buies Creek in **2018**, before going 2-0 with a 7.08 ERA in his first stint at Double A.

NOTES

- Signed with the Astros as a non-drafted free agent out of the Dominican Republic on April 27, 2016...signed by Astros scouts Oz Ocampo, Roman Ocumarez, and Francis Mojica.
- Received his first-career invitation to Major League Spring Training camp in 2021...is signed to a one-year contract through the 2021 season.
- Spent the majority of **2017** at Class A Quad Cities, where he went 6-4 with a 3.30 ERA (31ER/84.2IP).
- Made his professional debut in the Dominican Summer League in **2016**, going 7-1 with a 2.13 ERA (12ER/50.2IP).

RONEL DE JESUS BLANCO

Year	Team	W	L	ERA	G	GS	CG	SHO	SV	IP	H	R	ER	HR	HB	BB	SO	WP	BK	AVG
2016	DSL Astros Blue (R)	7	1	2.40	12	7	0	0	0	45.0	32	14	12	1	1	15	52	3	0	.194
	DSL Astros Orange (R)	0	0	0.00	2	1	0	0	0	5.2	3	0	0	0	1	3	7	1	0	.167
2017	Buies Creek (A)	0	1	5.40	1	0	0	0	0	3.1	2	2	2	1	0	1	3	0	0	.182
	Quad Cities (A)	6	4	3.30	22	11	0	0	0	84.2	80	44	31	6	4	46	76	2	0	.244
2018	Buies Creek (A)	5	1	1.73	19	0	0	0	4	36.1	18	10	7	1	0	18	41	3	0	.146
	Corpus Christi (AA)	2	0	7.08	13	0	0	0	1	20.1	23	17	16	3	1	11	30	3	0	.277
2019	Corpus Christi (AA)	3	0	4.15	9	0	0	0	2	17.1	17	8	8	0	0	8	26	0	0	.254
	Round Rock (AAA)	2	1	5.74	19	0	0	0	4	26.2	29	20	17	7	3	16	27	0	0	.282
	Tri-City (A)	0	1	3.60	4	2	0	0	0	5.0	4	2	2	0	0	1	4	0	0	.235
MINOR LEAGUE TOTALS		25	9	3.50	101	21	0	0	11	244.1	208	117	95	19	10	119	266	12	0	.227

BLANCO CAREER TRANSACTIONS

- Signed by Houston as a non-drafted free agent on April 27, 2016.



MICHAEL BRANTLEY

Born: 5/15/87 in Bellevue, WA

Opening Day Age: 33

Contract Status: Signed through 2022

Acquired: Re-signed as a free agent on Jan. 25, 2021.

Resides: Port St. Lucie, FL

ML Service: 10.131

23

OF

B/T	HEIGHT	WEIGHT
L/R	6'2"	209

COACHING STAFF

BRANTLEY

CAREER HIGHLIGHTS

- The four-time All-Star (2014, 2017-19) and 2014 Silver Slugger Award winner has hit .297 (1425x4800) with 655 runs scored, 303 doubles, 21 triples, 114 home runs, 640 RBI, 123 stolen bases and a .794 OPS (.354 OBP/.440 SLG) in 1,245 career games in the Major Leagues spanning 10 seasons with Cleveland (2009-18) and two in Houston (2019-20).
- Has had a seven-year run as one of the top hitters in the Major Leagues...during that span, which covers the 2014-20 seasons, ranks second in the Major Leagues in batting average (.311) behind only Jose Altuve (.321)...has posted an .852 OPS (.371 OBP/.481 SLG) in 731 games during this run.
- Has been one of the game's elite contact hitters throughout his Major League career...has posted a career strikeout rate of 10.8%, the fifth-best mark among active Major League players behind Andrelton Simmons (9.0%), Dustin Pedroia (9.7%), Yadier Molina (10.3%) and Albert Pujols (10.5%).
- Has finished among the top-five AL hitters in batting average in four different seasons: 2019 (4th, .311), 2018 (5th, .309), 2015 (4th, .307), 2014 (3rd, .327).
- Has batted .300-or-better in each of the last three seasons...is one-of-two AL players to bat .300+ in each of the last three seasons...also J.D. Martinez.
- In his first season with the Astros in 2019, made his first career All-Star Game start...went 1x1 with an RBI-double in the 2019 All-Star Game...drove in Alex Bregman for the first run of the game...was his first game at Progressive Field in Cleveland since signing with Houston...became the first Astros player ever to hit a double in the All-Star Game.
- Led the Majors with 45 doubles in 2015, his second-consecutive season with 45 doubles...became the third Indians player in the expansion era to lead his league in doubles...joined Tris Speaker (1920-23), Lou Boudreau (1940-41) and George Burns (1926-27) as the only players in Cleveland franchise history to post 45+ doubles in consecutive seasons.
- Finished in third place in the 2014 AL MVP Award voting, finishing behind Mike Trout and Victor Martinez...became the first player in Cleveland franchise history, and the ninth Major League player all-time, to collect at least 200 hits, 45 doubles, 20 homers and 20 stolen bases in a single season.
- Posted a 247-game errorless streak from 2012-14, the longest streak in Indians franchise history by an outfielder.
- Has played in 38 career postseason games, batting .286 (42x147) with two doubles, four homers and 16 RBI...currently owns an active 11-game postseason hitting streak that ranks as the third-longest in club history behind streaks from George Springer (14 games from 2017-18) and Jose Altuve (13 games from 2018-19).

NOTES

- Graduated from Fort Pierce Central High School (FL) in 2005, where he played baseball and golf...was selected out of high school by the Brewers in the seventh round of the 2005 MLB Draft...signed by Brewers scout Larry Pardo.
- After four seasons in the Brewers minor league system, was acquired by Cleveland as the player to be named later in the trade that sent CC Sabathia to Milwaukee in 2008...the blockbuster deal happened on July 7, 2008, but he was not named as the PTBNL until Oct. 3, 2008.
- Is the son of former Major League outfielder Mickey Brantley, who played for the Seattle Mariners from 1986-89 and was on the Toronto Blue Jays coaching staff from 2005-07.
- While his father was playing for the Mariners, Michael was born in Washington, but he grew up on the opposite end of the country in Florida, where he went to high school and still lives today...like a true Floridian, Michael is still an avid fisherman.
- Nicknamed Dr. Smooth during his time in Cleveland for his sweet swing and steady performance...upon joining the Astros in 2019, earned the moniker Uncle Mike, dubbed by fellow outfielder George Springer.
- Enters his third year with Houston and the first of a new two-year contract signed with the club on Jan. 25, 2021...is eligible for free agency following the 2022 season.

PLAYER DEVELOPMENT

2020 REVIEW

OPPONENTS

HISTORY AND RECORDS

SPRING TRAINING

MEDIA INFORMATION

MINUTE MAID PARK

2020 SEASON:

- Batted .300 (51x170) with 15 doubles, five home runs, 22 RBI and an .840 OPS (.364OBP /.476SLG) in 46 games with Houston, his second season with the club.
- Ranked ninth in the AL in batting average.
- Finished eighth in the AL in batting with runners in scoring position (.359, 14x39).
- **OPENING DAY:** Made his ninth-career Opening Day roster and seventh start...smacked a three-run home run on Opening Day, marking his second-consecutive Opening Day game with Houston where he homered.
- Tied the Astros record by recording an RBI in each of the first four games of the season...was a mark last reached by Richard Hidalgo in 2004. •
- Became the first Astros player to record four multi-hit games over the first six games of a season since Willy Taveras in 2005.
- Reached 10 years of Major League service time on Aug. 6.
- Went 2x4 with a walk, a homer and a season-high four RBI on Sept. 1 vs. TEX...hit an RBI-single in the 10th inning, and a go-ahead, three-run HR off the right-field foul pole in the 7th inning with Houston trailing 3-1.
- Hit a go-ahead two-run HR in the 1st inning on Sept. 2 that proved to be the difference in the game...was his second straight game with a go-ahead HR.
- **POSTSEASON:** Batted .346 (18x52) with two doubles, three home runs, 11 RBI and a .981 OPS (.424 OBP / .558 SLG) in 13 postseason games.
- Reached base safely in all 13 of his postseason games, while hitting safely in 12 of those contests.
- Finished the postseason with an 11-game hitting streak, the third-longest streak in franchise history behind a 14-game streak by George Springer and a 13-game streak by Jose Altuve.
- **ALDS VS. OAK:** Went 3x5 with two home runs, three RBI and three runs scored in the series-clinching Game 4...was his first-career multi-homer game in the postseason.

2019 SEASON:

- Put together his fourth-career and third-consecutive All-Star season in what was his first year with the Astros.
- Ranked fourth in the AL in batting average with a club-best .311 mark...marked his best single-season batting average since 2014 (.327).
- Among AL players, ranked third in strikeout rate (10.4%), fourth in multi-hit games (56), tied for fifth in doubles (40) and eighth in hits (179).
- Posted his third-career 40-double season, and first since 2015 (45 doubles).
- Started the 2019 All-Star Game in left field, his first-career All-Star Game start.
- Set a single-season career-high in home runs (22).
- Posted the second-best OPS of his career (.875), behind only his 2014 season (.890).
- Played in 148 games, his most since his 156-game season in 2014.
- Ranked second in the American League in batting average vs. right-handed pitchers (.323, 133x412)... posted a .928 OPS (.380 OBP/.549 SLG) against righties.
- Was one of the best two-strike hitters in baseball... hit .264 (64x242) in two-strike counts, the sixth-best mark in the Majors...ranked second in the AL in batting average in 0-2 counts (.319, 15x47).
- Ranked seventh in the AL in batting average with runners in scoring position (.343, 46x134).
- Went the entire season without making a stint on the Injured List...marked the first time since 2015 that he avoided the IL for a full season.
- **OPENING DAY:** Made his eighth-career Opening Day roster and first since 2017...started on Opening Day at TB in left field and went 2x4 with a solo homer...was his first-career Opening Day home run.
- Posted 16 multi-hit games through the Astros first 34 games of the season (thru May 5)...the only player in club history to record more multi-hit games through the first 34 games of a season was Jeff Bagwell in 1993 (17g).
- Reached double-digit home runs faster than any season in his career.
- Went 4x4 with 2 doubles and a solo homer on July 5 vs. LAA...tied his single-game career-high for hits (13 times, last, May 3, 2018 vs. TOR)...tied his single-game career-high for extra-base hits, reached three other times (last, May 3, 2018 vs. TOR).
- Went 4x6 with three runs scored on July 6 vs. LAA... marked the first time in his career that he posted four hits in consecutive games.
- Went 8x10 with two doubles, one homer, one RBI and six runs during the Astros three-game series against the Angels leading into the All-Star Break (July 5-7)...tied a club record for most consecutive four-hit games (last, Jose Altuve, May 26-27, 2018)... became the third player in club history with at least three runs and four hits in back-to-back games, joining Jeff Bagwell (July 14-15, 1995) and Cesar Cedeno (Sept. 12-13, 1977).
- **ALL-STAR GAME:** Went 1x1 with an RBI-double in the 2019 All-Star Game...drove in Alex Bregman for the first run of the game...was his first game at Progressive Field in Cleveland since signing with Houston...became the first Astros player ever to hit a double in the All-Star Game.
- Set a Minute Maid Park record for consecutive three-hit games, when he did so in four straight games from July 5-21...fell one game shy of the AL record streak for consecutive three-hit games at home.
- Hit his 100th career home run in the Major Leagues on July 17 at LAA.



- Recorded multiple extra-base hits in three consecutive games from Aug. 14-16, the longest streak of his career..
- Had multiple hits in five consecutive games from Aug. 14-18, tying the longest streak of his career (also April 11-20, 2018).
- Posted the AL's longest hitting streak of the season, a 19-game run from Aug. 3-27...tied the second-longest streak of his career, last reached from May 9-30, 2018.
- Hit a walkoff two-run home run in the 13th inning on Sept. 5 vs. SEA...was his third-career walkoff homer, and first since Aug. 3, 2014 vs. TEX...was his eighth-career walkoff plate appearance.
- POSTSEASON:** Started 18 games for the Astros in the postseason.
- Recorded 20 hits in the postseason, which was tied for second among all players with Anthony Rendon...his seven multi-hit games ranked second among all players.
- ALDS VS. TB:** Homered in the bottom of the 8th in Game 5 for his first career postseason home run.
- ALCS VS. NYY:** Started a tremendous double play on a diving catch in the 7th inning in Game 6 on an Aaron Hicks flare...doubled off Aaron Judge at first base to end the inning.
- WORLD SERIES VS. WSH:** Hit safely in 10 of 11 games from Game 5 of the ALDS vs. TB to Game 4 of the World Series at WSH, including three straight multi-hit games from Games 2-4 of the World Series... joined Jose Altuve (2019) and George Springer (2017) as the only Astros players ever to record three straight multi-hit games within a World Series.

2018 SEASON:

- Was an AL All-Star for the second consecutive season in a year where he finished fifth in the AL and eighth in the Major Leagues in batting average (.309).
- Became the first Cleveland outfielder to be selected to consecutive All-Star games since Grady Sizemore (2006-07).
- Ranked second in the Majors in strikeout rate (9.5%) behind only Andrelton Simmons (7.3%).
- Ranked seventh in the AL in hits (176) and ninth in multi-hit games (51).
- Against right-handed pitchers, batted .321 (fourth-best mark in the AL) with 31 doubles, 14 home runs and an .889 OPS (.380 OBP/.509 SLG).
- Made 134 starts in left field and seven at designated hitter.
- Led Cleveland with six outfield assists.
- Began the season on the DL as he was rehabbing his surgically repaired right ankle...was activated from the DL and made his season debut on April 6...spent the entire rest of the season on the Indians active roster.
- Connected for his first-career grand slam on May 1 vs. TEX off Keone Kela in what was his 3,930th career plate appearance...hit his second-career grand slam just nine games later on May 11 vs. KC off Jason Hammel.
- Posted a club season-high 19-game hitting streak from May 19-30, tied for the second-longest streak in the Majors during the season.
- Recorded his 500th career RBI on July 5 at KC... played his 1,000th career game on July 28 at DET.
- ALDS VS. HOU:** Played in all three games of the, going 2x10 with a walk and an RBI.

2017 SEASON:

- Was named to the All-Star team for the second time in his career.
- Had a strong first-half before a persistent right ankle injury forced him to the Disabled List twice and kept him out for the vast majority of the second-half of the year.
- Hit .304 (76x250) in the first half with 31 runs, 17 doubles, five homers and 37 RBI in 66 games.
- Stole 11 bases in 12 attempts (91.7%), the seventh-highest stolen base rate in a single season in Indians history (min. 10 attempts).
- OPENING DAY:** Made his seventh Opening Day roster.
- Originally hurt his ankle on May 7 at KC, serving a DL stint from June 16-25 with a sprained right ankle... was placed on the DL again on Aug. 9...received a second opinion on Sept. 19 in Vail, Colo. (Dr. Thomas Clanton), where he received a cortisone injection and was diagnosed with a deltoid ligament sprain along with right ankle synovitis.
- Was activated from the DL with two days left in the regular season (Sept. 30), collecting a 10-pitch, pinch-hit single that night vs. Minnesota...also collected at bats (0x2) at DH on Oct. 1 vs. MIN.
- Did not strikeout in 21 consecutive plate appearances to end his season.

2016 SEASON:

- Was limited to just 11 games...did not appear in a game after May 10.
- Appeared in two Spring Training games while rehabbing his right shoulder surgery...was placed on the DL to start the season and activated on April 25.
- Placed back on the DL on May 14 with right shoulder inflammation...underwent a diagnostic ultrasound and hydrodissection of the tendon on July 22.
- Was shut down for the season on Aug. 3 after feeling more soreness and underwent surgery on Aug. 15 to address chronic biceps tendinitis in his shoulder... the biceps tenodesis procedure re-attached the tendon from his shoulder to his humerus...the 45-minute procedure was performed by Dr. Keith Meister and Dr. Mark Schickendantz.
- Was removed from the DL on Nov. 7.

2015 SEASON:

- Became the third Indians batter since 1961 to pace the American League in doubles, netting a career-best tying 45.
- His Major League-leading 45 doubles were the most by an Indians batter since Grady Sizemore led the AL with 53 in 2006.
- Finished fourth in the AL batting race with a .310 batting average.
- Posted the American League's lowest strikeout rate (8.6%).
- Drew a career-high 60 walks against just 51 strikeouts.
- Joined Tris Speaker, Joe Sewell, Nap Lajoie, Odell Hale, Lou Boudreau and Earl Averill as the only Indians players to collect 45+ doubles and 60+ walks while striking out fewer than 55 times in a year.
- **OPENING DAY:** Made his sixth Opening Day roster.
- Hit .335 (75x221) with 10 homers and 38 RBI in 58 second-half games...finished sixth among AL hitters in second-half batting average, on-base percentage (.400) and OPS (.963), and was fourth in doubles.
- Was limited to just two games over the final 12 games of the season after straining his right shoulder diving for a ball on Sept. 22 at MIN...had surgery on the shoulder on Nov. 15.

2014 SEASON:

- Enjoyed a breakout season as he earned his first American League All-Star selection and Silver Slugger Award while finishing third in the AL MVP voting.
- Was a finalist for a Rawlings Gold Glove Award.
- Led the club in runs scored, hits, doubles, RBI, steals and batting average and set career-highs in each of those categories...also set a career-best in home runs (20).
- Became the first Indians player to amass at least 200 hits, 45 doubles, 20 homers and 20 stolen bases in the 114-year history of the franchise, and the ninth player all-time in the history of baseball to accomplish the feat.
- Became the ninth player (16th total time) in club history to hit 20 homers with 20 steals in a single-season, and the first since Shin-Soo Choo in 2010.
- Became the first Indians hitter since Kenny Lofton in 1996 to amass 200 hits in a season, collecting his 200th hit on Sept. 27 vs. TB (had 29 hits over his last 17 games).
- His .327 batting average was the highest by an Indians player since Roberto Alomar (.336) in 2001.
- Was the third-hardest batter in the AL to strikeout, fanning in just one out of every 12.1 plate appearances.
- Made an error on April 2, snapping his franchise-record 247-game errorless streak.
- Equaled a single-game club record with five runs scored on June 9 at TEX, the first Indians player since Joe Carter in Sept. 1986 to turn the trick.
- Won AL Player of the Week honors for the week of June 9-15.

2013 SEASON:

- Went the entire season without making an error, breaking Rocky Colavito's club-record 212-game errorless streak that stretched over two tenures with the club from 1959-66.
- Finished tied for fourth in the AL with 11 outfield assists, the most by an Indians left fielder since Albert Belle (11) in 1996.
- Led the team with a .284 batting average and was third on the team with 73 RBI (career-high).
- Ranked third in the AL in batting w/RISP (.375).
- On June 19 vs. KC, had his first career multi-HR game.
- Set new single-game career-highs in total bases (10), extra base hits (3) and RBI (5) on July 7 vs. DET.
- Collected four straight three-hit games from Sept. 22-26, the first Indians batter to do so since Kenny Lofton in June of 1995...also became the first Indians hitter since 1959 (Minnie Minoso) to have four straight games with at least three hits and one RBI.

2012 SEASON:

- Batted .288 with 37 doubles and 60 RBI in 149 games.
- Was the toughest batter to strikeout in the AL (9.2% strikeout rate)...struck out just 56 times in 609 plate appearances.
- Made all of his appearances in the Majors in center field after a Spring Training injury to Grady Sizemore...started 140 games in center field.
- Posted a career-high 22-game hitting streak from from May 20-June 15, the longest by an Indians hitter in 2012...was the second-longest streak in the Majors in 2012 and the longest by an Indians hitter since May of 2007 (Casey Blake, 26 games).
- Started one of the final 9 games of the year due to a strained right groin...underwent surgery to repair a sports hernia on Oct. 11.

2011 SEASON:

- Played in 114 games in the Majors before right wrist and hand problems ended his season on Aug. 22.
- **OPENING DAY:** Made his second Opening Day roster.
- Placed on the 60-day DL on Aug. 23 and underwent right hand surgery at the Cleveland Clinic (Dr. Thomas Graham) on Aug. 31 to remove a fractured hamate bone in his right hand.



2010 SEASON:

- Was the club's Opening Day left fielder and made three stints in the Majors with Cleveland, playing in 72 games.
- Finished seventh among AL rookies in runs (38), eighth in hits (73), tied for third in triples (3) and tied for second in steals (10).
- **OPENING DAY:** Made his first-career Opening Day roster
- Hit his first Major League home run on July 8 at TB off Wade Davis to lead off the game.
- Posted a career-best 19 game hitting streak from Aug. 30-Sept. 19...tied for the fourth-longest streak in the AL during the season...was the longest hitting streak by an Indians rookie since Larry Doby (21 games) in 1948 and the longest overall since Casey Blake in 2007 (26 games).

2009 SEASON:

- Debuted in the Majors with Cleveland and played in 28 games as a September call-up.
- Hit .267 (122x457) with 80 runs, 21 doubles, two triples, six homers and 37 RBI in 116 games for the Triple A Columbus Clippers, stealing 46 bases in 51 attempts (90.2%).
- Finished tied for first in the International League in stolen bases (46) and third in the league in runs (80).
- Selected to the Major League roster on Sept. 1 and made his MLB debut that night in Detroit, collecting his first hit off Edwin Jackson in the 5th inning.
- Hit safely in each of his first eight games with the Indians, becoming the second Indians player in a 50-year span to hit safely in his first eight games (also Josh Bard, 2002, first 9 games).
- Went 4x5 with an RBI on Sept. 12 vs. KC, becoming the first Indian since Andy Allanson in April 1986 to have a four-hit game within his first 10 games played...according to Elias, only one Indians player had a four-hit game at a younger age than Brantley (22 years, 120 days old): Carlos Baerga on Sept. 20, 1990 vs. NYY at the age of 21 years, 320 days old.

MINOR LEAGUE CAREER:

- Was tied for sixth in the Southern League in runs (80) and steals (28) and seventh in batting average (.319) in **2008** despite an ankle injury that limited him to four games in July.
- In 2008, ranked second in the entire minor leagues in strikeout per plate appearance (17.7 (27SO/479PA)).
- Was named to the 2008 Southern League Midseason and Postseason All-Star Teams and was tabbed by *Baseball America* as the Best Baserunner with the Best Strike Zone Judgment in the Southern League.
- After the 2008 season, was named by *Baseball America* as the ninth-best prospect in the Indians organization according to Baseball America.
- Combined to steal 35 bases and drove in a career-high 53 runs in 115 games in **2007** between Class A West Virginia and Double A Huntsville.
- Ranked fourth in the Class A South Atlantic League in OBP (.402) in **2006**.
- Began the **2005** season with the Rookie Level AZL Brewers before an Aug. 28 promotion to Rookie Level Helena.

PERSONAL:

- Michael and his wife, Melissa, reside in Port St. Lucie, Fla., with their children Giovanni, Maxwell, Michael III and Mariah.

COACHING STAFF

BRANTLEY

PLAYER DEVELOPMENT

2020 REVIEW

OPPONENTS

HISTORY AND RECORDS

SPRING TRAINING

MEDIA INFORMATION

MINUTE MAID PARK

MICHAEL CHARLES BRANTLEY JR.

Year	Team	AVG	G	AB	R	H	2B	3B	HR	RBI	BB	SO	SB	CS	OBP	SLG	SF	SH	HB	E
2005	AZL Brewers (R)	.347	44	173	34	60	3	1	0	19	22	13	14	5	.426	.376	0	4	2	3
	Helena (R)	.324	10	34	8	11	2	0	0	3	6	4	2	0	.425	.382	0	0	0	1
2006	West Virginia (A)	.300	108	360	47	108	10	2	0	42	61	51	24	7	.402	.339	5	5	4	2
2007	West Virginia (A)	.335	56	218	41	73	15	1	2	32	31	22	18	6	.413	.440	4	1	1	2
	Huntsville (AA)	.251	59	187	28	47	6	1	0	21	29	25	17	3	.353	.294	1	5	1	1
2008	Huntsville (AA)	.319	106	420	80	134	17	2	4	40	50	27	28	8	.395	.398	2	3	4	2
2009	Columbus (AAA)	.267	116	457	80	122	21	2	6	37	59	48	46	5	.350	.361	3	8	1	2
	CLEVELAND	.313	28	112	10	35	4	0	0	11	8	19	4	4	.358	.348	0	1	0	1
2010	CLEVELAND	.246	72	297	38	73	9	3	3	22	38	10	2	2	.296	.327	2	4	0	2
	Columbus (AAA)	.319	67	273	54	87	13	2	4	29	34	28	13	5	.395	.425	2	5	2	0
2011	CLEVELAND	.266	114	451	63	120	24	4	7	46	34	76	13	5	.318	.384	5	3	3	3
2012	CLEVELAND	.288	149	552	63	159	37	4	6	60	53	56	12	9	.348	.402	4	0	0	1
2013	CLEVELAND	.284	151	556	66	158	26	3	10	73	40	67	17	4	.332	.396	8	3	4	0
2014	CLEVELAND	.327	156	611	94	200	45	2	20	97	52	56	23	1	.385	.506	5	0	8	1
2015	CLEVELAND	.310	137	529	68	164	45	0	15	84	60	51	15	1	.379	.480	5	0	2	2
2016	Columbus (AAA)#	.111	3	9	2	1	1	0	0	1	1	1	0	0	.182	.222	1	0	0	0
	Akron (AA)#	.211	6	19	1	4	1	0	0	1	2	1	0	0	.286	.263	0	0	0	0
	CLEVELAND	.231	11	39	5	9	2	0	0	7	3	6	1	0	.279	.282	1	0	0	0
	Mahoning Valley (A)#	.500	1	2	0	1	0	0	0	0	1	0	0	0	.667	.500	0	0	0	0
	Lake County (A)#	.667	1	3	0	2	1	0	0	0	0	0	0	0	.667	1.000	0	0	0	0
2017	CLEVELAND	.299	90	338	47	101	20	1	9	52	31	50	11	1	.357	.444	4	0	2	1
2018	CLEVELAND	.309	143	570	89	176	36	2	17	76	48	60	12	3	.364	.468	6	1	5	1
2019	HOUSTON	.311	148	575	88	179	40	2	22	90	51	66	3	2	.372	.503	4	0	7	3
2020	HOUSTON	.300	46	170	24	51	15	0	5	22	17	28	2	0	.364	.476	0	0	0	0
MINOR LEAGUE TOTALS		.302	577	2155	375	650	90	11	16	225	296	220	162	39	.387	.376	18	31	15	13
MAJOR LEAGUE TOTALS		.297	1245	4800	655	1425	303	21	114	640	419	573	123	32	.354	.440	44	12	31	15

#Rehab Assignment

WILD CARD RECORD

Year	Team/Opp.	AVG	G	AB	R	H	2B	3B	HR	RBI	BB	SO	SB	CS	OBP	SLG	SF	SH	HB	E
2013	CLE/TB	.250	1	4	0	1	0	0	0	0	0	0	0	0	.250	.250	0	0	0	0
2020	HOU/MIN	.286	2	7	2	2	1	0	0	2	2	2	0	0	.444	.429	0	0	0	0
WC TOTALS		.273	3	11	2	3	1	0	0	2	2	2	0	0	.385	.364	0	0	0	0

DIVISION SERIES RECORD

Year	Team/Opp.	AVG	G	AB	R	H	2B	3B	HR	RBI	BB	SO	SB	CS	OBP	SLG	SF	SH	HB	E
2017	CLE/NYY	.091	3	11	0	1	0	0	0	0	1	4	0	0	.167	.091	0	0	0	0
2018	CLE/HOU	.200	3	10	0	2	0	0	0	1	1	1	0	0	.250	.200	1	0	0	0
2019	HOU/TB	.211	5	19	3	4	0	0	1	1	1	5	0	0	.250	.368	0	0	0	0
2020	HOU/OAK	.368	4	19	6	7	1	0	2	5	0	2	0	0	.368	.737	0	0	0	0
DS TOTALS		.237	15	59	9	14	1	0	3	7	3	12	0	0	.270	.407	1	0	0	0

LEAGUE CHAMPIONSHIP SERIES RECORD

Year	Team/Opp.	AVG	G	AB	R	H	2B	3B	HR	RBI	BB	SO	SB	CS	OBP	SLG	SF	SH	HB	E
2019	HOU/NYY	.304	6	23	1	7	0	0	0	1	4	4	0	0	.407	.304	0	0	0	0
2020	HOU/TB	.346	7	26	2	9	0	0	1	4	4	5	1	0	.452	.462	0	0	1	0
LCS TOTALS		.327	13	49	3	16	0	0	1	5	8	9	1	0	.431	.388	0	0	1	0

WORLD SERIES RECORD

Year	Team/Opp.	AVG	G	AB	R	H	2B	3B	HR	RBI	BB	SO	SB	CS	OBP	SLG	SF	SH	HB	E
2019	HOU/WSH	.321	7	28	3	9	0	0	0	2	4	3	1	0	.406	.321	0	0	0	0

BRANTLEY CAREER TRANSACTIONS

- Selected by Milwaukee in the seventh round of the June 2005 draft.
- Acquired by Cleveland from Milwaukee as a PTBNL along with IF Matt LaPorta, LHP Zach Jackson and RHP Rob Bryson in exchange for LHP CC Sabathia on July 7, 2008; named on Oct. 3, 2008.
- On Disabled List, Aug. 26-Nov. 2, 2011 (right wrist inflammation).
- On Disabled List, April 3-25, 2016 (right shoulder surgery).
- On Disabled List, May 14-Nov. 7, 2016 (right shoulder inflammation).
- On Disabled List, June 19-26, 2017 (right ankle sprain).
- On Disabled List, Aug. 9-Sept. 30, 2017 (sprained right ankle).
- On Disabled List, March 29-April 6, 2018 (right ankle surgery).
- Signed by Houston to a two-year contract as a free agent on Dec. 19, 2018.
- On Injured List, Aug. 15-22, 2020 (right quad discomfort).
- Signed by Houston to a two-year contract as a free agent on Jan. 25, 2021.



ALEX BREGMAN

Born: 3/30/94 in Albuquerque, NM

Opening Day Age: 27

Contract Status: Signed through 2024

Acquired: Selected in the first round (second overall) of the June 2015 draft.

Resides: Houston, TX

ML Service: 4.070

2

IF

B/T	HEIGHT	WEIGHT
R/R	6'0"	192

CAREER HIGHLIGHTS

- The two-time All-Star (2018-19), 2018 All-Star Game MVP and 2019 Silver Slugger Award winner and has hit .283 (582x2058) with 152 doubles, 12 triples, 105 homers, 342 RBI, 34 steals and a .902 OPS (.381 OBP/.521 SLG) in 559 games over five Major League seasons.
- Over the last three seasons (2017-19), ranks sixth in the Majors in WAR with a 20.4 mark (Fangraphs), trailing only Mike Trout (27.8), Mookie Betts (25.4), Anthony Rendon (22.6), Jose Ramirez (21.3) and Christian Yelich (20.7).
- Became the fourth-fastest player in nearly a century to reach 100 doubles, 50 home runs and 200 RBI in his career, as he did so after 342 career games (Sept. 7, 2018)...the only players to reach those totals in less games were Hall of Famers Ted Williams (341g), Chuck Klein (317g) and Hank Greenberg (315g).
- Has a flair for the dramatic, as evidenced by his 11 postseason homers, 10 of which were hit off former All-Stars: LHP Chris Sale (2x), LHP Clayton Kershaw, RHP Kenley Jansen, RHP Corey Kluber, RHP Trevor Bauer, LHP Blake Snell, RHP Stephen Strasburg (2x) and RHP Fernando Rodney...his only postseason homer that came against a non-All-Star pitcher was his 2020 ALDS Game 1 homer off Chris Bassitt of the A's.
- Became the third player in MLB history to hit 10 postseason homers prior to turning 26 years old, joining his teammate Carlos Correa and future Hall of Famer Albert Pujols.
- Joined Amos Otis (1980) as the only players in MLB history to record an RBI in each of their first five career games in the World Series, doing so in the 2017 WS.
- His five World Series homers are the most by a third baseman all-time in MLB history.
- Posted the third-longest postseason on-base streak in MLB history, as he reached in 25 straight postseason games from Game 7 of the 2017 World Series through Game 5 of the 2019 World Series.
- Finished second in the 2019 AL MVP race after becoming the fifth player in MLB history to reach the following totals in a single season: 41 homers, 119 walks, and 37 doubles with 83 strikeouts-or-fewer...joined Barry Bonds (1993), Ted Williams (1949), Lou Gehrig (1936) and Babe Ruth (1924, 1921) as the only players ever to reach those totals in a single season.

NOTES

- Graduated from Albuquerque Academy HS in New Mexico in 2012...as a junior in 2011, was named first-team All-State and set a New Mexico record with 19 homers...taken by Boston in the 29th round of the 2012 MLB Draft but opted to attend LSU.
- In three seasons at LSU, hit .337 with 56 doubles, 10 triples, 21 homers, 148 RBI, 153 runs and 66 steals...during his junior year in 2015, was a First-Team All-American, Gold Glove Award winner and a Golden Spikes Award finalist.
- Played in the 2015 Houston College Classic at Minute Maid Park for LSU and was named to the All-Tournament Team.
- Was selected by the Astros with the second overall pick in the 2015 MLB Draft...that draft pick was awarded to the Astros for compensation for not signing the first overall pick in the 2014 draft (LHP Brady Aiken)...signed by Astros scout Justin Cryer.
- Chose his jersey number 2 to remind himself that he was drafted second overall, not first, and second to another collegiate shortstop out of the SEC in SS Dansby Swanson (ARI)...secondly, he grew up admiring SS Derek Jeter, who wore number 2 for the Yankees for 20 seasons...this type of motivation is nothing new to Bregman, he chose number 30 in his freshman year at LSU to remind himself that all 30 teams passed on him at one point in the 2012 draft.
- **IN THE COMMUNITY.** Was named the Astros Roberto Clemente Award nominee in both 2019 and 2020 for his commitment to a number of charitable causes.
- During the COVID-19 pandemic, Bregman raised \$2 million for the Houston Food Bank via his #FEEDHOU campaign...began the initiative with an initial goal of \$1 million, which was quickly raised.
- Upon reaching the Majors, Bregman created AB for AUDS, an organization focused on raising money for children with autism and down syndrome, in honor of his godson Brady Columbus.
- Signed one of the largest contracts in Astros franchise history on March 22, 2019, a five-year deal that will keep Bregman in an Astros uniform through 2024.



- Became the first player in Astros history to receive the All-Star Game Ted Williams MVP Award when he hit a go-ahead homer in the 10th inning of the 2018 All-Star Game to lead the AL to an 8-6 win...also participated in the 2018 Home Run Derby, the first of his Major League career.
- Also in 2018, joined Lou Gehrig (1927) as the only players in MLB history to record a season with at least 50 doubles, 30 home runs, 90 walks and 10 stolen bases.
- Was named the 2016 *USA TODAY* Minor League Player of the Year, becoming the first player in Astros history to receive the award (created in 1988)...was also named the 2016 Astros Minor League Player of the Year, 2016 ESPN.com Prospect of the Year, 2016 MLB Pipeline Hitter of the Year and a 2016 *Baseball America* Minor League All-Star...was a 2016 Texas League Midseason All-Star and started at third in the 2016 SiriusXM All-Star Futures Game, falling a home run shy of the cycle in a 3x5 performance.
- Entered the 2016 season ranked as the Astros top prospect, the No. 9 shortstop prospect in baseball and the No. 21 prospect in the game, per MLB.com...was also named the Astros No. 3 prospect and the organization's best defensive infielder by *Baseball America* prior to 2016...was tabbed by ESPN.com as the No. 1 overall prospect in the game in their 2016 midseason top-50 prospects report.

2020 SEASON:

- Posted an .801 OPS (.350 OBP/.451) during 42 regular season games in the pandemic-shortened season, his lowest OPS since his 2016 rookie campaign (.791).
- Dealt with one stint on the Injured List due to right hamstring discomfort (Aug. 20-Sept. 8)...was heating up prior to his IL stint, as he was on a nine-game hitting streak (.393 batting average, 1.157 OPS) prior to his IL placement.
- **OPENING DAY:** Made his fourth-career, and fourth-consecutive, Opening Day start at third base.
- Tied the longest season-opening on-base streak in club history (25 games), a mark previously reached by Jordan Schafer (2012) and Denis Menke (1969).
- Recorded the 100th home run of his career on July 27 vs. SEA in what was his 521st career game, becoming the 18th player in Astros history to reach the century mark in homers.
- Reached 100 homers faster than all but three players in Astros history: Lance Berkman (452g), George Springer (483g) and Glenn Davis (514g) (source: Elias).
- **POSTSEASON:** Hit .220 (11x50) with one homer and two RBI in 13 postseason games.
- **ALDS VS. OAK:** Drove in the Astros first run of the ALDS for the third time in a four-season span, as he put Houston on the board in Game 1 with a solo homer off Chris Bassitt.

2019 SEASON:

- Finished second in the AL MVP race in what was his second consecutive All-Star season...named the Astros Team MVP by the Houston Chapter of the BBWAA, a Second-Team All-MLB selection, and won his first career Silver Slugger Award.
- Joined Barry Bonds (1993), Ted Williams (1949), Lou Gehrig (1936) and Babe Ruth (1924, 1921) as the only players in MLB history to reach the following totals in a single season: 41 homers, 119 walks, and 37 doubles with 83 strikeouts-or-fewer.
- Became the sixth third baseman in MLB's modern era (since 1900) to post a 1.000 OPS season at 25 years or younger, joining Adrian Beltre (2004), Troy Glaus (2000), Jim Thome (1996), Dick Allen (1966) and Eddie Matthews (1953-55).
- Led the American League in WAR (8.4, Baseball-Reference), the second-highest total by a position player in Astros history, trailing only Craig Biggio's 9.4 WAR in his 1997 season.
- Led the AL in walks (119) and ranked second in on-base percentage (.423), third in OPS (1.015), third in slugging percentage (.592), tied for third in homers (41), fourth in runs (122), fifth in RBI (112) and sixth in strikeout rate (12%)
- Recorded the seventh 40-homer season in Astros history, joining Jeff Bagwell (47 in 2000; 43 in 1997; 42 in 1999), Lance Berkman (45 in 2006; 42 in 2002) and Richard Hidalgo (44 in 2000)...became the youngest 40-homer hitter in team history.
- Posted the sixth-highest walk total (119) in a single season in Astros history, and the ninth-most runs (122) in a season in club history.
- Posted the lowest swing rate on pitches outside the strike zone in the Majors (18.8%)...posted the second-lowest overall swing rate in the Majors, regardless of pitch location (35.1%).
- Played 99 games at third base (91 starts) and made a career-high 65 appearances at shortstop with a career-high 59 starts at the position...ranked third among AL third basemen in defensive runs saved (7)...ranked third among AL shortstops in fielding percentage (.986, min. 50 games).
- **OPENING DAY:** Made his third-career Opening Day roster and start at third base.
- Celebrated his 25th birthday on March 30 at TB with a solo HR in the 1st inning...marked the 12th time in Astros history for a player to HR on his birthday.
- Tied the franchise record for most consecutive games with a walk (11 games, April 20-30), tying Joe Morgan (1970) and Jimmy Wynn (1969)...drew 13 walks during his streak.
- Led the AL with 12 homers in May, setting a franchise record for homers in a single month of May...surpassed Jimmy Wynn's previous record of 11.
- Posted three multi-homer games in May and also had a stretch where he homered in three consecutive games.

- Tallied four RBI in consecutive games from May 4-5, tying the club record for most consecutive games with at least four RBI.
- **ALL-STAR GAME:** Was voted a starter for the All-Star Game for the first time in his career...went 1x2 with a run scored in the 2019 All-Star Game at Progressive Field in a start at third base...scored the first run of the game.
- Ranked second in the Majors in OPS following the All-Star Break (1.134), a new club record for OPS following the All-Star Break.
- Led the Majors in OBP following the All-Star Break (.463).
- Was named the AL Player of the Month for August, his second-career Player of the Month award...led AL hitters in batting average (.404), RBI (31) and OBP (.487), while ranking tied for first in doubles (14) and third in OPS (1.235).
- Set a club record for doubles in a single month of August (14).
- Led the AL in OPS (1.239), OBP (.486) and SLG (.753) in September.
- **POSTSEASON:** Recorded a .234 batting average (15x64) with four home runs and 12 RBI in 18 postseason games, posting an .832 OPS (.364 OBP/.469 SLG).
- Tallied his 19th-career postseason game with at least one RBI in Game 6 of the World Series, the most by a player younger than 26 in MLB history, surpassing Albert Pujols (17g).
- **WORLD SERIES VS. WSH:** Homered three times in the World Series, giving him five World Series homers in his career, the most all-time by a third baseman in MLB history.
- Posted eight RBI in the Fall Classic, tying Troy Glaus (2002) for the most RBI in a single WS by a third baseman in MLB history.
- Boosted his career World Series RBI total to 13, tying the third-most by a third baseman in World Series history, with Larry Gardner, Scott Brosius and Ron Cey, trailing only Brooks Robinson (14) and Home Run Baker (18).
- Had an epic Game 4 at WSH, going 3x5 with a grand slam and five total RBI...was the 20th grand slam in WS history, and the second in Astros postseason history (Berkman, Game 4 2005 NLDS).
- Set a single-game World Series record for RBI by a third baseman, and marked the 25th five-RBI game in World Series history (first by an AL player since Hideki Matsui had 6 RBI in Game 6 of the 2009 WS).
- Became the 11th player in MLB history to record at least three hits, a homer and five RBI in a WS game, and the first since Albert Pujols (Game 3 2011 WS).

2018 SEASON:

- Was named the Astros Most Valuable Player by the Houston Chapter of the BBWAA and was named an All-Star for the first time in his career.
- Was the MVP of the 2018 All-Star Game, received an AL Player of the Month Award (June) and an AL Player of the Week award (June 25-July 1)...was also the Astros finalist for the 2018 Hank Aaron Award.
- Became the first player in MLB history to record 30 homers and 50 doubles in a season while playing the majority of his games at third base.
- Became the fourth player in MLB history with a 50-double, 30-homer season prior to turning 25 years old, joining Albert Pujols (2003-04), Alex Rodriguez (1996) and Lou Gehrig (1927).
- Joined Lou Gehrig (1927) as the only players in Major League history to record a season with at least 50 doubles, 30 homers, 90 walks and 10 stolen bases.
- Led the Majors with 51 doubles, tying the third-most in club history for a single season with Craig Biggio (1998), behind Biggio's 1999 season (56) and Lance Berkman's 2001 season (55).
- Recorded 83 extra-base hits, the second-most in the AL and the sixth-most in franchise history for a single season.
- Ranked third in the AL in WAR (8.3) behind Mike Trout (10.6) and Mookie Betts (9.5), per STATS Inc.
- Ranked among the top-10 AL players in walks (3rd), on-base percentage (4th), runs (5th), OPS (5th), RBI (T-5th), slugging percentage (6th), games (157, T-6th) and hits (T-8th).
- Became the youngest player in Astros history with a 30-homer season.
- Joined Lance Berkman (2001) as the only players in Astros history with a 50-double, 30-HR season.
- Led the American League with three walkoff hits and was responsible for four of the Astros walkoff wins (three hits and reached on an E3).
- Ended the season on a 56-game road on-base streak, setting a new club record (previously 51 games set by Jeff Bagwell from 1998-99)...marked the longest streak by a Major League player since Derek Jeter posted a 59-game streak from 2006-07.
- Reached base safely in 145 games, tying the third-most games reaching base in a single year in club history, last reached by Lance Berkman in 2004...only player to reach base in more games in a single year was Jeff Bagwell (151 games in 1999 and 1996).
- **OPENING DAY:** Made his second-career Opening Day roster and made his second-consecutive Opening Day start at third base.
- Posted his first-career regular season walkoff hit on April 7 vs. SD (infield popup single).
- On May 22 vs. SF, joined Sean Berry (Aug. 14, 1996 at MON) as the only third basemen in franchise history to record multiple doubles, multiple RBI and a stolen base in a single game.
- Combined for back-to-back-to-back home runs with George Springer and Jose Altuve on June 20 vs. TB...was the sixth time in club history that the Astros hit three consecutive homers in an inning, and the first time since May 2, 2008 vs. MIL (Miguel Tejada-Lance Berkman-Carlos Lee).



- Went 4x5 with three doubles and a two-run homer on June 26 vs. TOR...became the fourth player in Astros history to have a game with four extra-base hits, joining Jose Altuve (May 17, 2017 at MIA), Jeff Bagwell (June 14, 1996 at SF) and Kevin Bass (June 27, 1987 at SF)...joined Larry Gardner (1922) as the only third basemen in AL history with three doubles and a home run in a single game.
- Recorded seven consecutive extra-base hits over a two-game span from June 26-27, tying the most extra-base hits over a two-game span in MLB history...became the first player in club history to record five doubles over a two-game span...at 24 years old, became the youngest player in MLB history to do so, surpassing Hall of Famer Red Schoendienst (25 in 1948, per STATS Inc.).
- Won his first-career AL Player of the Month award in June...along with Evan Gattis, set a new franchise record for RBI in a single month of June with 30... per ESPN Stats & Info, became the third player in franchise history to post 10+ homers and 30+ RBI in a single month, joining Jeff Bagwell (May 1996, Aug. 2000) and Richard Hidalgo (Sept. 2000).
- Named the AL Player of the Week (June 25-July 1) on the same day he was named AL Player of the Month.
- His 52 extra-base hits prior to the All-Star Break ranked tied for third in franchise history.
- **ALL-STAR GAME:** Was named to his first-career All-Star Team via the player vote...named the 2018 All-Star Game MVP after hitting a go-ahead homer in the 10th inning in what ended up being an 8-6 win for the AL...became the first player in club history to be named the MVP of an All-Star Game.
- Hit back-to-back homers with George Springer in the All-Star Game, becoming the first pair of teammates to hit back-to-back homers in an All-Star Game since Steve Garvey and Jimmy Wynn of the Dodgers did so in the 1975 All-Star Game (ESPN Stats & Info).
- Became the fifth player in Astros history to participate in a Home Run Derby, joining Lance Berkman (2002, 2004, 2006, 2008), Jeff Bagwell (1994, 1996-97, 1999), Moises Alou (1998) and Glenn Davis (1989).
- Reached 100 career doubles on Sept. 7 at BOS in his 342nd career game in the Majors...reached 100 doubles, 50 homers and 200 RBI in the fourth-fewest amount of games by any player in nearly a century (since 1920)...the only players to do it faster: Ted Williams (341g), Chuck Klein (317g) and Hank Greenberg (315g).
- **POSTSEASON:** In eight games, batted .292 (7x24) with two doubles, two HR, five RBI, 11 walks, three hit-by-pitches and a 1.178 OPS (.553 OBP/.625 SLG).
- His 11 walks tied the second-most by a player over his club's first eight games of a single postseason in MLB history with Manny Ramirez (2007-08), David Ortiz (2007), Barry Bonds (2002) and Babe Ruth (1926)...Jimmy Wynn owns the record (12 in 1974).
- Reached base 20 times over the first six games of the postseason, tying a MLB record for times reaching base in any six-game span in the postseason (also Lou Gehrig, 1928-32; David Ortiz, 2007).
- **ALDS VS. CLE:** Hit a solo HR off Corey Kluber to put Houston up 1-0 in Game 1 of the ALDS, marking the second-straight year that he scored and drove in the club's first run of the postseason (homered in Game 1 of the 2017 ALDS vs. BOS).
- Homered off Trevor Bauer in Game 2 of the ALDS, becoming the third player in club history to HR in each of the first two games of a single postseason... also Colby Rasmus (2015) and Ken Caminiti (1999).
- **ALCS VS. BOS:** Walked three times in Game 1, tying the franchise record for walks in a postseason game, last accomplished by George Springer in Game 5 of the 2017 World Series
- Recorded seven assists in Game 1, the most by a third baseman in a game in ALCS history.
- Drew three walks in Game 2, joining Jimmy Sheppard (1910) as the only players in MLB history to record at least three walks in consecutive postseason games.
- His 10 walks through ALCS Game 2 tied Jimmy Wynn (1974) for the most ever by a player through his team's first five games of a single postseason.
- Per ESPN Stats & Info, his seven walks through ALCS Game 3 tied Frank Thomas (1993) as the most ever by a player through the first three games of a single LCS.

2017 SEASON:

- Led the Astros with 155 games played.
- Ranked third among AL third basemen in OPS (.827), trailing only Josh Donaldson (.990) and Mike Moustakas (.858).
- Became the third player in AL history to reach 39 doubles, five triples, 19 homers, 17 steals and 55 walks in a season at age 23 or younger, joining Mike Trout (2013) and Grady Sizemore (2006).
- Led AL third basemen in fielding percentage (.970), making 10 errors in 337 total chances...was the fourth-best fielding percentage by a 3B in club history.
- Ranked ninth in the AL in both batting average and OPS vs. lefties (.331, .974 OPS).
- **OPENING DAY:** Made his first-career Opening Day roster and Opening Day start...at 23 years, four days old, became the youngest third baseman in club history to start on Opening Day (April 3 vs. SEA).
- Hit his first career grand slam in Game 2 of Houston's doubleheader at NYY on May 14...became the youngest visiting player to hit a grand slam at Yankee Stadium since Adam Jones in 2008.
- Tied a club record by recording an extra-base hit in 10 consecutive games from July 30-Aug. 9 (also Richard Hidalgo in 2000)...became the fourth player since 1913 to have a 10-game extra-base hit streak at 23 years old or younger, joining Justin Upton (2011), Ken Griffey Jr. (1993) and Willie Mays (1954).

COACHING STAFF

BREGMAN

PLAYER DEVELOPMENT

2020 REVIEW

OPPONENTS

HISTORY AND RECORDS

SPRING TRAINING

MEDIA INFORMATION

MINUTE MAID PARK

2021 HOUSTON ASTROS

- Homered in each of his first two career games at Fenway Park from Sept. 28-29 at BOS...became the first Major League player to HR in each of his first two games at Fenway since Paul Goldschmidt in 2013.
- **POSTSEASON:** Hit .208 (15x72) with three doubles, four homers and 10 RBI in 18 starts at third base in the playoffs.
- **ALDS VS. BOS:** Homered off LHP Chris Sale in Game 1 of the ALDS in what was his first career postseason plate appearance...became the fourth Astros player to homer in his first career postseason plate appearance, joining Raúl Chávez (Game 2 of the 2007 NLDS), Jason Lane (Game 1 of the 2004 NLDS) and Glenn Davis (Game 1 of the 1986 NLCS).
- Per ESPN Stats & Info, became the second-youngest player in Astros history to hit a postseason homer (Carlos Correa, 21, 2015).
- Became the youngest third baseman in club history to start a postseason game.
- Hit a game-tying, solo homer off Chris Sale in the 8th inning of Game 4.
- Became the fourth-youngest AL player to homer in a series clinching game in postseason history...the only players to do it at a younger age: Mickey Mantle (1952 World Series), Charlie Keller (1939 World Series) and Joe DiMaggio (1937 World Series).
- **WORLD SERIES VS. LAD:** Became the second player in MLB history to record an RBI in each of his first five career games in the World Series, joining Amos Otis (1980).
- Became the eighth player to hit multiple HR in a single World Series at age 23 or younger, joining Hank Aaron (1957), Charlie Keller (1939), Goose Goslin (1924), Lenny Dykstra (1986), Reggie Smith (1967), Mickey Mantle (1952-53), Jimmie Foxx (1929).
- Homered off LHP Clayton Kershaw in Game 1 of the World Series, becoming the youngest player to homer for an AL team in the World Series since Manny Ramirez in 1995.
- Hit a walkoff RBI-single off Kenley Jansen in Game 5 of the World Series...was the 57th walkoff win in WS history, the first for the Astros, and the first since Eric Hosmer's sac-fly in Game 1 of the 2015 World Series.

2016 SEASON:

- Made his Major League debut with the Astros and was named the Astros Minor League Player of the Year, ESPN.com Prospect of the Year, USA TODAY Minor League Player of the Year, MLB Pipeline Hitter of the Year and a *Baseball America* Minor League All-Star.
- Began his career in the Majors just 1x32 (.031) over his first eight games...after that stretch, batted .308 (52x169) with eight homers, 32 RBI, and a .917 OPS (.355 OBP/.562 SLG) over his last 41 games of 2016.
- Made 48 starts with Houston: 40 at third base, four at shortstop, three as designated hitter and one at second base...appeared in one game in left field on July 30 at Detroit.
- Among AL rookies with at least 200 at-bats, ranked fifth in OPS (.791), fourth in slugging (.478), ninth in RBI (34) and tied for 11th in homers (8).
- Was selected to the Major League roster on July 25 and made his Major League debut that night vs. the Yankees at Minute Maid Park.
- Recorded his first Major League hit on July 31 at DET.
- On Aug. 5 vs. TEX, went 3x5, becoming the youngest third baseman in club history (22 years, 129 days old) to record a three-hit game.

MINOR LEAGUE CAREER:

- Spent parts of just two seasons in the minor leagues...began his pro career in **2015** after signing with the Astros on June 25.
- In **2016**, played in just 80 minor league games at Double A Corpus Christi (62g) and Triple A Fresno (18g) prior to his promotion to the Majors in July.
- Was a 2016 Texas League Midseason All-Star...led all Double A players in OPS (.975) prior to his promotion to Triple A on June 30.
- Participated in the 2016 SiriusXM All-Star Futures Game, falling a home run shy of the cycle, going 3x5 with a double and a triple in a start at third base.

PERSONAL:

- Resides in Houston, Texas, with his fiancée Reagan Howard.



ALEXANDER DAVID BREGMAN

Year	Team	AVG	G	AB	R	H	2B	3B	HR	RBI	BB	SO	SB	CS	OBP	SLG	SF	SH	HB	E
2015	Quad Cities (A)	.259	29	112	18	29	5	0	1	13	17	13	5	2	.368	.330	1	0	3	8
	Lancaster (A)	.319	37	160	19	51	8	4	3	21	12	17	8	4	.364	.475	3	2	1	8
2016	Corpus Christi (AA)	.297	62	236	54	70	16	2	14	46	42	26	5	3	.415	.559	0	1	6	11
	Fresno (AAA)	.333	18	78	17	26	6	0	6	15	5	12	2	1	.373	.641	0	0	0	2
	HOUSTON	.264	49	217	31	53	13	3	8	34	15	52	2	0	313	.478	1	0	0	10
2017	HOUSTON	.284	155	556	88	158	39	5	19	71	55	97	17	5	352	.475	7	1	7	14
2018	HOUSTON	.286	157	594	105	170	51	1	31	103	96	85	10	4	394	.532	3	0	12	16
2019	HOUSTON	.296	156	554	122	164	37	2	41	112	119	83	5	1	423	.592	8	0	9	11
2020	HOUSTON	.242	42	153	19	37	12	1	6	22	24	26	0	0	350	.451	1	0	2	2
MINOR LEAGUE TOTALS		.300	146	586	108	176	35	6	24	95	76	68	20	10	388	.503	4	3	10	29
MAJOR LEAGUE TOTALS		.283	559	2058	365	582	152	12	105	342	309	343	34	10	.381	.521	20	1	30	53

WILD CARD SERIES RECORD

Year	Team/Opp.	AVG	G	AB	R	H	2B	3B	HR	RBI	BB	SO	SB	CS	OBP	SLG	SF	SH	HB	E
2020	HOU/MIN	.143	2	7	0	1	0	0	0	0	2	0	0	0	.333	.143	0	0	0	0

DIVISION SERIES RECORD

Year	Team/Opp.	AVG	G	AB	R	H	2B	3B	HR	RBI	BB	SO	SB	CS	OBP	SLG	SF	SH	HB	E
2017	HOU/BOS	.208	4	18	3	4	1	0	2	2	0	3	0	0	.222	.611	0	0	0	0
2018	HOU/CLE	.556	3	9	5	5	1	0	2	4	4	1	0	0	.714	1.333	0	0	1	0
2019	HOU/TB	.353	5	17	6	6	2	0	1	3	3	6	1	0	.450	.647	0	0	0	1
2020	HOU/OAK	.400	4	15	5	6	1	0	1	2	2	1	0	0	.500	.667	0	0	1	1
DS TOTALS		.356	16	59	19	21	5	0	6	11	9	11	1	0	.457	.746	0	0	2	2

CHAMPIONSHIP SERIES RECORD

Year	Team/Opp.	AVG	G	AB	R	H	2B	3B	HR	RBI	BB	SO	SB	CS	OBP	SLG	SF	SH	HB	E
2017	HOU/NYY	.167	7	27	2	4	1	0	0	3	3	3	0	0	.259	.208	0	0	0	1
2018	HOU/BOS	.133	5	15	3	2	1	0	0	1	7	3	0	0	.458	.200	0	0	2	1
2019	HOU/NYY	.167	6	18	4	3	1	0	0	1	7	2	0	0	.423	.222	0	0	1	1
2020	HOU/TB	.143	7	28	0	4	0	0	0	0	1	5	0	0	.200	.143	0	0	1	0
LCS TOTALS		.153	25	85	9	13	3	0	0	5	18	13	0	1	.327	.188	0	0	4	3

WORLD SERIES RECORD

Year	Team/Opp.	AVG	G	AB	R	H	2B	3B	HR	RBI	BB	SO	SB	CS	OBP	SLG	SF	SH	HB	E
2017	HOU/LAD	.233	7	30	6	7	1	0	2	5	2	4	1	0	.273	.467	1	0	0	1
2019	HOU/WSH	.207	7	29	3	6	0	0	3	8	2	5	0	0	.258	.517	0	0	0	1
WS TOTALS		.220	14	59	9	13	1	0	5	13	4	9	1	0	.266	.492	1	0	0	2

BREGMAN CAREER TRANSACTIONS

- Selected by Houston in the first round (second overall) of the June 2015 draft.
- On Injured List, Aug. 20-Sept. 8, 2020 (right hamstring discomfort).

BREGMAN GAME HIGHS

Hits: 4 (5x) -- last, Sept. 2, 2019 at Milwaukee
 Home Runs: 2 (4x) -- last, May 28, 2019 vs. Chicago (NL)
 RBI: 5 (2x) -- last, May 12, 2019 vs. Texas
 Stolen Bases: 2 -- last, Aug. 3, 2017 vs. Tampa Bay
 Longest Hitting Streak: 14 -- July 29-Aug. 12, 2017
 Career Grand Slams (3): May 14, 2017 (2) at New York-AL (Masahiro Tanaka)
 April 16, 2019 at Oakland (Liam Hendriks)
 May 5, 2019 at Los Angeles-AL (Cam Bedrosian)

LEADOFF HR

PINCH-HIT HR

WALK-OFF HR

No.	Date	Opp.	Pitcher	No.	Date	Opp.	Pitcher	No.	Date	Opp.	Pitcher
none				none				1	6/27/18	TOR	Tepera

BREGMAN CAREER FIELDING

YEAR	POSITION	PCT.	G	PO	A	E	TC	DP
2020	Third Base	.979	42	23	72	2	97	2
TOTALS	Second Base	1.000	9	3	12	0	15	3
	Third Base	.964	449	287	802	41	1130	78
	Shortstop	.973	129	122	269	11	402	49
	Outfield	.000	2	0	0	1	1	0

COACHING STAFF

BREGMAN

PLAYER DEVELOPMENT

2020 REVIEW


OPPONENTS

HISTORY AND RECORDS

SPRING TRAINING

MEDIA INFORMATION

MINUTE MAID PARK



NON-ROSTER INVITEE

HUNTER BROWN

Born: 8/29/98 in Detroit, MI
Opening Day Age: 22
Contract Status: Signed through 2021
Acquired: Selected in the fifth round of the June 2019 draft.
Resides: Detroit, MI
ML Service: 0.000

94

RHP

R/T	HEIGHT	WEIGHT
R/R	6'2	220

CAREER HIGHLIGHTS

- Hard-throwing right-hander enters his third year with the Astros...has gone 2-2 with a 4.56 ERA (12ER/23.2IP) and 33 strikeouts in 12 career minor league games, all of which came during the 2019 season.

MINOR LEAGUE CAREER:

- Did not appear in a game in **2020** due to the pandemic-shortened season.
- Spent the entire **2019** season at Class A Short Season Tri-City after getting selected in the fifth round of the 2019 MLB Draft...went 2-2 with a 4.56 ERA (12ER/23.2IP), 18 walks and 33 strikeouts in 12 games (6 starts).

NOTES

- Graduated from Lakeview High School in 2016...hit .438 while posting a 1.54 ERA as a senior...was his team's offensive MVP as a junior...also lettered in wrestling as a freshman.
- Attended Division II Wayne State University...had a breakout junior year in which he went 9-0 with a 2.21 ERA, three shutouts, and 114 strikeouts in 85.1 innings pitched...was a D2CCA All-American First Team selection, the ABCA/Rawlings Midwest Region Pitcher of the Year, the NCBWA Midwest Region Pitcher of the Year, the GLIAC Pitcher of the Year, and an ABCA/Rawlings Second Team All-American.
- Was selected by the Astros in the fifth round of the 2019 MLB Draft...signed by Astros scout Scott Oberhelman.
- Received his first-career invitation to Major League Spring Training camp in 2021...is signed to a one-year contract through the 2021 season.

HUNTER NOAH BROWN

Year	Team	W	L	ERA	G	GS	CG	SHO	SV	IP	H	R	ER	HR	HB	BB	SO	WP	BK	AVG
2019	Tri-City (A)	2	2	4.56	12	6	0	0	0	23.2	13	12	12	0	0	18	33	5	0	.157
MINOR LEAGUE TOTALS		2	2	4.56	12	6	0	0	0	23.2	13	12	12	0	0	18	33	5	0	.157

BROWN CAREER TRANSACTIONS

- Selected by Houston in the fifth round of the June 2019 draft.



JASON CASTRO

Born: 6/13/87 in Castro Valley, CA
Opening Day Age: 33
Contract Status: Signed through 2022
Acquired: Signed a two-year contract as a free agent on Jan. 22, 2021.
Resides: Houston, TX
ML Service: 10.104

18		
C		
B/T	HEIGHT	WEIGHT
L/R	6'3"	215

COACHING STAFF

CASTRO

CAREER HIGHLIGHTS

- Veteran backstop and 2013 AL All-Star has batted .230 (634x2754) with 157 doubles, nine triples, 88 homers, 301 RBI and a .702 OPS (.312 OBP/.390 SLG) in 852 Major League games across 10 seasons with the Astros (2010, 2012-16), Twins (2017-19), Angels (2020) and Padres (2020).
- Ranks 10th among active MLB catchers in games caught (803g).
- Has played in 572 games behind the dish as a member of the Astros, which ranks fourth in franchise history in games caught behind Brad Ausmus (1,243g), Alan Ashby (900g) and Jonny Edwards (608g).
- Has been one of the top pitch framers in baseball since the 2015 season...his year-by-year rankings in adding extra strikes are as follows (per Statcast): 2015 (6th), 2016 (5th), 2017 (31st), 2018 (34th), 2019 (23rd), 2020 (28th).
- Was a finalist for a Rawlings Gold Glove Award in 2015 after committing just one error all season.
- Caught the first no-hitter in Minute Maid Park history on Aug. 21, 2015 vs. LAD...guided Mike Fiers through 9.0 no-hit innings.
- Was an American League All-Star and was named the Astros Team MVP by the Houston Chapter of the BBWAA in 2013...set single-season Astros records by a catcher in doubles (35), homers (18), runs scored (63), extra-base hits (54), SLG (.485), multi-hit games (33) and OPS (.835)...became the second catcher in club history to be named an All-Star (also Craig Biggio in 1990).
- In 2013, was a two-time AL Player of the Week, becoming the third player in franchise history to earn multiple Player of the Week awards in the same season, joining Lance Berkman in 2008 and Jeff Bagwell in 1994.
- Made his Major League debut on June 22, 2010, vs. SF.
- Was ranked by Baseball America as the No. 1 prospect and the 'Best Defensive Catcher' in the Houston system following the 2008 and 2009 seasons...tabbed by the publication as the No. 53 prospect in baseball after the 2008 season, and the No. 41 prospect in baseball after the 2009 season.
- Started at catcher in all six of Houston's playoff games during the club's postseason run in 2015.

NOTES

- After graduating from Castro Valley High School in California in 2005, was selected by Boston in the 43rd round of the 2005 draft...did not sign and opted to attend Stanford.
- In 2008, his junior year at Stanford, hit a team-leading .376 with 14 home runs and 73 RBI en route to being named to the All Pac-10 team...helped Stanford to the College World Series in 2008 and was named his team's MVP.
- Was selected by Houston with the 10th overall pick in the first round of the 2008 MLB draft...signed by Astros scout Joe Graham.
- Received the Astros 2012 Darryl Kile "Good Guy" Award as voted on by the Houston Chapter of the BBWAA.
- Graduated from Stanford in the fall of 2013, after taking classes in consecutive offseasons...received a degree in sociology with a concentration in business organizations.
- Was named the Astros nominee for the 2014 Roberto Clemente Award, which recognizes a Major League player who best represents the game of baseball through positive contributions on and off the field, including sportsmanship and community involvement.
- Was the Astros player rep for the MLB Players Association from 2012-16.
- **IN THE COMMUNITY:** Jason and his wife Maris began the charity program Castro's Kids in 2013, which donated more than 60,000 books to the Houston Independent School District (HISD) over a four-year span from 2013-16.
- Jason and Maris have also been active in supporting Friends for Life, a no kill animal shelter based in Houston, and the Astros Foundation's cornerstone programs - the Community Leaders program, the Astros Urban Youth Academy and the Astros RBI program.
- Signed a two-year contract with Houston as a free agent on Jan. 22, 2021...the deal will keep him in Houston through the 2022 season.

PLAYER DEVELOPMENT

2020 REVIEW

OPPONENTS

HISTORY AND RECORDS

SPRING TRAINING

MEDIA INFORMATION

MINUTE MAID PARK

2020 SEASON:

- Began the season with the Angels before getting traded to the Padres prior to the trade deadline.
- Played in 27 games, batting .188 (15x80) with nine doubles, two homers and nine RBI.
- Threw out three-of-11 (27.3%) runners attempting to steal in his 27 games.
- Saw upward trends in a number of his advanced hitting metrics...posted his highest average exit velocity of the Statcast era (since 2015) with a 92.7 mph mark...his hard-hit ball rate (55.3%), launch angle (19.7), and sweet spot rate (42.6%) were all career-best marks (since 2015).
- Posted a career-high 13% walk rate, as he drew 12 walks in 92 plate appearances.
- **OPENING DAY:** Started on Opening Day (July 24 at OAK) for the ninth-consecutive season...joined Yadier Molina as the only MLB catchers to start on Opening Day in every season from 2012-20...was his ninth appearance on an Opening Day roster.
- Hit a game-tying 9th-inning homer on Opening Day, becoming the 32nd player in Angels history to homer in his debut with the club.
- Was traded to the Padres in exchange for RHP Gerardo Reyes prior to the trade deadline on Aug. 31.
- Started nine games for the Padres, with the club going 7-2 in those contests.
- **POSTSEASON:** Started Game 3 of the NLDS vs. LAD.

2019 SEASON:

- Connected for 13 homers and hit .232 over 79 games in his final season with the Twins.
- Posted a .999 fielding percentage.
- **OPENING DAY:** Started on Opening Day for the Twins for the third-consecutive season.
- Tied a career-high with four RBI on May 2 vs. HOU.
- Posted his fifth-career multi-homer game on July 2 at OAK.
- Recorded his 600th career hit on July 19 vs. OAK.
- Played in his 800th career game on Aug. 2 v.s. KC
- Hit the Twins' 225th ho0mer of the season on Aug. 9 vs. CLE, which tied the clubs single-season home run record reached in 1963.
- Hit a solo homer on Sept. 29 at KC, the 44th by a Twins catcher in 2019, setting a new MLB record for homers by catchers on one team.

2018 SEASON:

- Was limited to just 19 games as he suffered a torn right meniscus that ended his season in May.
- Hit .143 with one home run and three RBI over his 19 games.
- **OPENING DAY:** Started on Opening Day for the Twins for the second-consecutive season.
- Had surgery performed on his right knee on May 15 in Vail, Colo.

2017 SEASON:

- Joined the Twins prior to the season on a three-year free agent contract.
- Hit .242 with 22 doubles, 10 homers, 47 RBI and a .333 OBP in 110 games with Minnesota.
- Caught 108 games (104 starts), the fourth-most in the AL...also ranked fourth in innings caught (908.1).
- **OPENING DAY:** Started on Opening Day for the Twins on April 3 vs. KC.
- Posted a career-long 11-game hitting streak from May 22-June 9.
- Tied single-game career-highs with four hits and four RBI on June 13 vs. SEA...his fourth hit was the 26th of the game for the Twins, which surpassed the single-game club record of 25 set in 2002 (club finished with 28 hits).
- Hit his 10th home run on the final day of season Oct. 1, reaching double digits in homers for the fifth consecutive season.
- **POSTSEASON:** Started the AL Wild Card Game at NYY (0x3).

2016 SEASON:

- Hit .210 with 16 doubles, 11 homers and 32 RBI in 113 games with Houston.
- Led all AL catchers in triples (3) and ranked second in walks (43), fifth in on-base percentage (.309) and tied for fifth in doubles (16).
- Stole two bases, tying a career-high, previously accomplished in 2013
- **OPENING DAY:** Made fifth consecutive Opening Day roster, and his fifth consecutive Opening Day start on April 5 at NYY.
- Became the second catcher since 2000 to record two triples within his club's first nine games of a season (J.P. Arencibia in 2011 with Toronto).
- Made his first career appearance at first base on July 26 vs. NYY, his first career appearance at any position other than catcher.
- Reached 100 career catcher caught stealings in his final game on Sept. 30 at LAA...became one of just four catchers in Astros franchise history to reach the mark, joining Alan Ashby (251), Brad Ausmus (209) and Craig Biggio (104).



2015 SEASON:

- Was named one of three finalists for the 2015 AL Gold Glove Award.
- Made 102 starts behind the dish with Houston going 60-42 (.588) in his starts.
- Threw out 24-of-66 runners attempting to steal (32.3%)...marked the best caught stealing percentage by a Houston catcher since Brad Ausmus threw out 40% of runners attempting to steal (30-for-75) in 2001.
- Ranked fifth among AL catchers in caught stealing percentage, and second in fielding percentage (.999, 1E/840TC).
- Per Baseball Prospectus, was the AL's second-best pitch framer, behind only Tyler Flowers of the White Sox...added 12.6 runs with his framing, behind Flowers' mark of 17.5.
- Became the first catcher in club history to post three career double-digit home run seasons...joined Salvador Perez and Yan Gomes as the only AL catchers to post double-digit homers in every season from 2012-15.
- Hit two dramatic, walk-off homers (Aug. 23 vs. LAD; July 30 vs. LAA), giving him three for his career...his three career walk-off homers are the most in club history by a catcher.
- **OPENING DAY:** Made his fourth consecutive Opening Day start for Houston.
- Caught a career-high three runners attempting to steal on June 10 at CWS (J.B. Shuck, Avisail Garcia twice)...this tied a franchise record, last achieved by Brad Ausmus on April 19, 2003 at MIL.
- Hit his second career walk-off homer on July 30 vs. LAA, a three-run shot off RHP Fernando Salas...per Elias, became the fourth player in club history to hit a walk-off homer with the score tied at 0-0, joining Glenn Davis (July 22, 1986), Jimmy Wynn (June 16, 1972) and Denis Menke (Sept. 5, 1969).
- Hit a grand slam on Aug. 3 at TEX...was his 50th career home run, and the third grand slam of his career.
- Joined Brad Ausmus as the only catchers in club history with three career grand slams.
- Caught the first no-hitter of his career on Aug. 21 vs. LAD (Fiers)...became the ninth catcher in club history to catch a no-hitter.
- **POSTSEASON:** Started at catcher in all six of Houston's postseason games (1x16, .063)...was his first career trip to the postseason.
- **WC GAME AT NYY:** Became the first Houston backstop to catch a shutout in the postseason since Brad Ausmus in Game 5 of the 2004 NLCS vs. STL.
- **ALDS VS. KC:** Recorded his first career postseason hit and RBI in Game 3, giving Houston the lead with a two-run single in the 5th inning.

2014 SEASON:

- Played in a career-high 126 games, making a career-high 121 starts (110 at catcher, 11 at DH).
- Named the Astros nominee for the 2014 Roberto Clemente Award.
- Among AL catchers, ranked tied for sixth in homers (14) and tied for fifth in doubles (21).
- Became the first catcher in club history with double-digit homers in back-to-back seasons.
- Threw out a career-high 21 attempting base stealers.
- Per StatCorner.com, saved nine runs above an average MLB catcher with his pitch framing...ranked 11th in pitch framing among all MLB catchers per Baseball Prospectus.
- **OPENING DAY:** Made his third consecutive Opening Day roster and start.
- Hit first career walk-off homer on June 27 vs. DET.
- Hit the only grand slam by an Astro at Minute Maid Park with his homer on Aug. 28 vs. TEX.

2013 SEASON:

- Was an American League All-Star, a two-time AL Player of the Week and was named the Astros Team MVP by the Houston Chapter of the BBWAA.
- Had one of the greatest offensive seasons by a catcher in Astros history, setting single-season club records by a catcher in doubles (35), homers (18), runs scored (63), extra-base hits (54), SLG (.485), multi-hit games (33) and OPS (.835).
- Joined Craig Biggio as the only catchers in club history to be named an All-Star.
- Became the first Astro since Lance Berkman in 2008 to win two Player of the Week awards in the same year.
- Ranked tied for seventh in the AL in doubles through Sept. 7, before missing the rest of the season with a right knee injury.
- Finished tied for first in the AL with seven multi-double games.
- Led AL catchers in slugging (min. 450 PAs) and finished second in OPS, third in runs and OBP, tied for third in doubles, fourth in homers and tied for sixth in hits.
- Finished second among AL catchers in WAR (4.5, Baseball Reference) behind C Joe Mauer (5.4).
- became the first Astro to receive AL Player of the Week honors (May 20-26).
- Had a career-long, 12-game hitting streak from July 31-Aug. 14...marked the longest hitting streak by an Astros catcher since C Tony Eusebio (24g in 2000).
- Named AL Player of the Week on Aug. 26.
- From July 31 through the end of the season, led the Majors with a 1.053 OPS over that span (min. 100 PA).

2012 SEASON:

- Received the Astros 2012 Darryl Kile "Good Guy" Award as voted on by the Houston Chapter of the BBWAA.
- After beginning the season with a .209 (18x86) average through his first 26 games, rebounded to post a .281 (48x171) batting average with a .362 on-base percentage, six home runs and 21 RBI in his last 61 games (starting May 21).
- Led the club's catching corps with a 4.34 catcher's ERA (312ER/646.2IP) in his 79 games (73 starts).
- Against right-handed pitching, hit .286 (58x203) with 13 doubles, six homers and an .831 OPS (.373 OBP/.458 SLG).
- **OPENING DAY:** Made his first career Opening Day start on April 6 vs. COL, going 0x2 with two walks.
- Had his first career multi-homer game on Sept. 28 at MIL, the first multi-homer game by an Astros catcher since C J.R. Towles hit two homers on Sept. 29, 2009, at PHI.

2011 SEASON:

- Missed the entire season while recovering from a right knee injury.
- Sustained the injury while trying to avoid a tag at first base on March 2 at DET (Lakeland), in the club's third game of Spring Training.
- Underwent surgery on March 4 at Houston Methodist Hospital, which repaired a large tear of the medial meniscus and reconstructed his anterior cruciate ligament (ACL).
- Spent his season rehabbing before returning to baseball activities in September.
- Participated in the Astros Instructional League in October before joining the Arizona Fall League... played in 12 games for the league-champion Salt River Rafters, hitting .289 (11x38) with one double, four RBI and a .404 on-base percentage.
- Caught two-to-three times a week in the AFL... finished his year hitting safely in five of his last six games (.400, 8x20).

2010 SEASON:

- Made his MLB debut and hit .205 (40x195) with eight doubles, one triple, two homers and eight RBI in 67 games with Houston.
- Started 57 games at catcher for Houston and committed only two errors.
- Threw out 17-of-48 attempted base stealers (35.4%).
- His 67 games at catcher were the most by an Astros rookie since C Mitch Meluskey caught 103 in 2000.
- Collected his first Major League hit in his first Major League plate appearance on June 22 with his third-inning single off RHP Tim Lincecum.
- Became the first Astro to record his first MLB hit in his first MLB plate appearance since Tommy Manzella did so on Sept. 11, 2009, vs. PIT as a pinch-hitter.
- Threw out two base stealers in his MLB debut.
- Had his contract purchased from Triple A on June 22...hit .265 (36x211) with four homers, 26 RBI and a .365 OBP in 57 games at Triple A.
- Reached base safely via hit or walk in 32 consecutive games at Triple A from May 6-June 13.
- Was a non-roster invitee at Astros Major League Spring Training camp...was the youngest player invited to Astros camp.

MINOR LEAGUE CAREER:

- Combined to hit .300 (134x446) with 10 home runs and 73 RBI in 109 games between Class A Advanced Lancaster and Double A Corpus Christi in **2009**.
- Earned the JetHawks Defensive Player of the Month honors for April and May of 2009.
- Hit a three-run home run in the 5th inning of the 2009 XM All-Star Futures Game...also threw out a runner attempting to steal in the top half of that inning.
- Was one of two catchers selected to represent the United States in the 2009 IBAF World Cup, where the US captured the gold medal after going 14-1 in pool play.
- Played for the Peoria Saguaros of the Arizona Fall League in 2009...played his final game of the season on Nov. 5, as the starting catcher of the West squad in the Rising Stars Game of the AFL.
- In his first professional season with Class A Short Season Tri-City in **2008**, was ranked by *Baseball America* as the top prospect in the New York-Penn League.
- Earned Tri-City's Defensive Player of the Month for August of 2008.
- Played in the Hawaiian Winter League in 2008, earning Postseason All-Star honors after hitting .333 (36x78) with two homers and 13 RBI in 23 games.

PERSONAL:

- Jason and his wife, Maris, reside in Houston, Texas, with their son, Brady, and daughter, Rowan.



JASON MICHAEL CASTRO

Year	Team	AVG	G	AB	R	H	2B	3B	HR	RBI	BB	SO	SB	CS	OBP	SLG	SF	SH	HB	E
2008	Tri-City (A)	.275	39	138	10	38	9	0	2	12	22	32	0	2	.383	.384	0	0	2	4
2009	Lancaster (A)	.309	56	207	27	64	20	1	7	44	30	41	1	1	.399	.517	3	0	3	5
	Corpus Christi (AA)	.293	63	239	38	70	11	1	3	29	25	35	2	1	.362	.385	2	0	2	9
2010	Round Rock (AAA)	.265	57	211	31	56	7	0	4	26	32	34	1	1	.365	.355	0	0	1	2
	HOUSTON	.205	67	195	26	40	8	1	2	8	22	41	0	0	.286	.287	0	0	0	2
2011																				
2012	HOUSTON	.257	87	257	29	66	15	2	6	29	31	61	0	0	.334	.401	4	2	1	6
	Corpus Christi (AA)#	.800	3	5	1	4	2	0	0	0	2	0	0	0	.857	1.200	0	0	0	0
	Oklahoma City (AAA)#	.462	4	13	1	6	1	0	1	2	2	1	0	0	.533	.769	0	0	0	0
2013	HOUSTON	.276	120	435	63	120	35	1	18	56	50	130	2	1	.350	.485	4	0	2	5
2014	HOUSTON	.222	126	465	43	103	21	2	14	56	34	151	1	0	.286	.366	3	1	9	4
2015	HOUSTON	.211	104	337	38	71	19	0	11	31	33	115	0	0	.283	.365	3	0	2	1
2016	HOUSTON	.210	113	329	41	69	16	3	11	32	45	123	2	1	.307	.377	0	1	1	4
2017	MINNESOTA	.242	110	356	49	86	22	0	10	47	45	108	0	0	.333	.388	1	1	4	3
2018	MINNESOTA	.143	19	63	4	9	3	0	1	3	9	26	0	0	.257	.238	1	0	1	0
2019	MINNESOTA	.232	79	237	39	55	9	0	13	30	33	88	0	0	.332	.435	1	1	3	1
2020	LOS ANGELES-AL	.192	18	52	5	10	4	0	2	6	10	23	0	0	.323	.385	0	0	0	0
	SAN DIEGO	.179	9	28	3	5	0	0	0	3	2	10	0	0	.233	.357	0	0	0	1
	MINOR LEAGUE TOTALS	.293	222	813	108	238	50	2	17	113	113	143	4	5	.382	.422	5	0	8	20
	MAJOR LEAGUE TOTALS	.230	852	2754	340	634	157	9	88	301	314	876	5	2	.312	.390	17	6	23	27

#Rehab Assignment

WILD CARD GAME RECORD

Year	Team/Opp.	AVG	G	AB	R	H	2B	3B	HR	RBI	BB	SO	SB	CS	OBP	SLG	SF	SH	HB	E
2015	HOU/NYY	.000	1	2	0	0	0	0	0	0	1	1	0	0	.333	.000	0	0	0	0
2017	MIN/NYY	.000	1	3	0	0	0	0	0	0	0	3	0	0	.000	.000	0	0	0	0
	WC TOTALS	.000	2	5	0	0	0	0	0	0	1	4	0	0	.167	.000	0	0	0	0

DIVISION SERIES RECORD

Year	Team/Opp.	AVG	G	AB	R	H	2B	3B	HR	RBI	BB	SO	SB	CS	OBP	SLG	SF	SH	HB	E
2015	HOU/KC	.071	5	14	1	1	0	0	2	1	7	0	0	0	.133	.071	0	0	0	0
2020	SD/LAD	.000	1	1	0	0	0	0	0	0	0	0	0	0	.000	.000	0	0	0	0
	DS TOTALS	.067	6	15	1	1	0	0	2	1	7	0	0	0	.125	.067	0	0	0	0

CASTRO CAREER TRANSACTIONS

- Selected by Houston in the first round (10th overall) of the June 2008 draft.
- On Disabled List, March 22-Oct. 31, 2011 (right knee surgery).
- On Disabled List, July 15-Aug. 13, 2012 (right knee effusion).
- On Disabled List, Sept. 17-Oct. 1, 2013 (cyst on right knee).
- On Disabled List, Aug. 29-Sept. 17, 2015 (right quad strain).
- Signed a three-year contract as a free agent with Minnesota on Nov. 3, 2016
- On Disabled List, Aug. 24-Sept. 3, 2017 (concussion).
- On Injured List, May 5-Oct. 29, 2018 (right knee meniscus tear).
- Signed a one-year contract as a free agent with Los Angeles (AL) on Jan. 7, 2020.
- Was acquired by San Diego from Los Angeles (AL) in exchange for RHP Gerardo Reyes on Aug. 31, 2020.
- Signed a two-year contract as a free agent with Houston on Jan. 22, 2021.

CASTRO GAME HIGHS

Hits: 4 (2x) -- last, June 13, 2017 vs. Seattle
Home Runs:2 (5x) -- last, July 2, 2019 at Oakland
RBI: 4 (8x) -- last, May 2, 2019 vs. Houston
Stolen Bases: 1 (5x) -- last, June 8, 2016 at Texas
Longest Hitting Streak: 12 - July 31-Aug. 14, 2013
Career Grand Slams (3): Aug. 3, 2015 at Texas (Colby Lewis)
 Aug. 28, 2014 vs. Texas (Roman Mendez)
 July 31, 2013 at Baltimore (Miguel Gonzalez)

LEADOFF HR

PINCH-HIT HR

WALK-OFF HR

No.	Date	Opp.	Pitcher	No.	Date	Opp.	Pitcher	No.	Date	Opp.	Pitcher
none				none				1	6/27/18	TOR	Tepera

COACHING STAFF

CASTRO

PLAYER DEVELOPMENT

2020 REVIEW

OPPONENTS

HISTORY AND RECORDS

SPRING TRAINING

MEDIA INFORMATION

MINUTE MAID PARK

LEADOFF HR

No.	Date	Opp.	Pitcher
none			

PINCH-HIT HR

No.	Date	Opp.	Pitcher
1	4/22/17	DET	Rodriguez

WALK-OFF HR

No.	Date	Opp.	Pitcher
1	6/27/14	DET	Hardy
2	7/30/15	LAA	Salas
3	8/23/15	LAD	Hatcher

CASTRO CAREER FIELDING

YEAR	POSITION	PCT.	G	PO	A	E	TC	DP
2020	Catcher	.996	26	216	14	1	231	0
TOTALS	Catcher	.996	803	5760	382	27	6169	47
	First Base	1.000	3	7	1	0	8	0



NON-ROSTER INVITEE

BRETT CONINE

Born: 10/16/96 in Orange, CA
Opening Day Age: 24
Contract Status: Signed through 2021
Acquired: Selected in the 11th round of the June 2018 draft.
Resides: Orange, CA
ML Service: 0.000

73
RHP
 R/R 6'3 216

COACHING STAFF

CONINE

CAREER HIGHLIGHTS

- 24-year-old right-hander enters his third year with the Astros...has gone 9-5 with a 2.16 ERA (35ER/146IP), 171 strikeouts and 40 walks in 36 career minor league games from 2018-19.

MINOR LEAGUE CAREER:

- Worked out at the Astros Alternate Training Site in 2020 during the pandemic-shortened season.
- Was named the Texas League Pitcher of the Week for the week of Aug. 25, 2019.
- Pitched at three levels in the Astros system in 2019, combining to go 8-4 with a 2.20 ERA (28ER/114.1IP), 29 walks and 134 strikeouts in 25 games (15 starts) between Double A Corpus Christi (4g), Class A Advanced Fayetteville (15g) and Class A Quad Cities (6g).
- Debuted as a professional at Class A Short Season Tri-City in 2018, going 1-1 with a 1.99 ERA (7ER/31.2IP) in 11 games.

NOTES

- Graduated from El Modena High School in Orange, Calif. in 2015...earned Crestview League Co-MVP honors and El Modena Co-male Athlete of the Year honors during his time at El Modena.
- Attended Cal State Fullerton University, where he was the club's closer during his sophomore and junior seasons...went 15-for-15 in save chances with a 1.39 ERA in his sophomore season in 2017...ranked sixth in the nation in saves, the fourth-most in Cal State Fullerton history...recorded 10 saves during his junior 2018 season...was on the 2018 NCBWA Stopper of the Year Midseason Watch List and was a 2017 and 2018 All Big-West First Team selection.
- Was selected by the Astros in the 11th round of the 2018 MLB Draft...signed by Astros scout Ryan Leake.
- Received his first-career invitation to Major League Spring Training camp on Feb. 12, 2021...is signed to a one-year contract through the 2021 season.

PLAYER DEVELOPMENT

2020 REVIEW

OPPONENTS

HISTORY AND RECORDS

SPRING TRAINING

MEDIA INFORMATION

MINUTE MAID PARK

BRETT MICHAEL CONINE

Year	Team	W	L	ERA	G	GS	CG	SHO	SV	IP	H	R	ER	HR	HB	BB	SO	WP	BK	AVG
2018	Tri-City (A)	1	1	1.99	11	3	0	0	0	31.2	23	9	7	0	5	11	37	6	1	.198
2019	Quad Cities (A)	3	2	1.91	6	5	0	0	0	33.0	19	8	7	3	0	6	40	1	0	.162
	Fayetteville (A)	4	2	2.42	15	8	0	0	0	63.1	52	19	17	3	5	17	80	4	0	.222
	Corpus Christi (AA)	1	0	2.00	4	2	0	0	0	18.0	20	5	4	1	2	6	14	0	0	.282
MINOR LEAGUE TOTALS		9	5	2.16	36	18	0	0	0	146.0	114	41	35	7	12	40	171	11	1	.212

CONINE CAREER TRANSACTIONS

- Selected by Houston in the 11th round of the June 2018 draft.



CARLOS CORREA

Born: 9/22/94 in Ponce, PR

Opening Day Age: 26

Contract Status: Signed through 2021

Acquired: Selected in the first round (first overall) of the June 2012 draft.

Resides: Houston, TX

ML Service: 5.119

1		
IF		
B/T	HEIGHT	WEIGHT
R/R	6'4"	220

CAREER HIGHLIGHTS

- The 2017 All-Star and 2015 AL Rookie of the Year has hit .276 (626x2269) with 128 doubles, seven triples, 107 home runs, 397 RBI, 33 steals and an .833 OPS (.353 OBP/.480 SLG) in 604 games across six Major League seasons.
- Is the Astros franchise leader in career home runs by a shortstop...also owns the single-season franchise record for home runs by a shortstop with 24, a mark he set during his 2017 All-Star season.
- Became the first shortstop in MLB history to reach at least 15 homer in each of his first five MLB seasons.
- Has hit .270 with 12 doubles, 17 home runs and 50 RBI in 63 career postseason games (2015, 2017-20).
- Ranks seventh all-time in MLB history in career postseason RBI, with his club-record of 50.
- Ranks second in MLB history in postseason home runs by a shortstop (17), trailing only Derek Jeter (20).
- Has recorded three walkoff hits in his postseason career, tying David Ortiz for the most walkoff hits in MLB postseason history...two of those walkoff hits have been homers, which ties him with Ortiz and Bernie Williams for the all-time MLB record for career postseason walkoff homers.
- Became the youngest player in MLB history to reach 10 career postseason homers (25 years, 24 days), surpassing Albert Pujols' MLB record.
- Has played 60 postseason games alongside second baseman Jose Altuve, the most postseason games by any second baseman/shortstop duo in MLB history.
- His 604 career games are the second-most by a shortstop listed at 6'4" or taller in MLB history...Cal Ripken Jr. (6'4") holds the top spot at 3,001 games.
- Became the youngest Astros player (24 years, 327 days) to reach 100 career regular season homers, and the fourth-fastest in terms of games (539g), behind only Lance Berkman (452g), George Springer (483g) and Glenn Davis (514g).
- Set a club record for fielding percentage by a shortstop in a single season with his .995 mark in 2020, which also ranked as the fourth-best mark all-time for a single year in MLB history.
- Posted a 90-game errorless streak from April 22, 2019-Aug. 31, 2020, a new club record streak by a shortstop...topped the previous record of 70 games, which he also set from Sept. 21, 2017-June 6, 2018.

NOTES

- Played amateur baseball at the Puerto Rico Baseball Academy in Gurabo, P.R., and was named a Rawlings First Team All-American in 2012, his final year at the academy.
- Drafted by Houston with the first overall selection in the 2012 MLB Draft...signed by Astros scouts Larry Pardo and Joey Sola.
- Became the highest-drafted player selected out of Puerto Rico all-time, a label that was previously held by catcher Ramon Castro, who was picked 17th overall by Houston in 1994.
- Is a combat sports and mixed martial arts enthusiast...Carlos and Lance McCullers Jr. are the co-hosts of their own combat sports podcast titled *The Walkout*, which is carried by SiriusXM and has an average rating of 4.5 out of 5.0 on iTunes.
- Is also an avid fan of movies, particularly the Marvel superhero films...visited the offices of Marvel in 2017...he and his wife, Daniella, own two dogs, Groot and Rocket, named after two characters from the Guardians of the Galaxy film series.
- **IN THE COMMUNITY:** Is the driving force behind The Correa Family Foundation, which aims to provide transformative experiences and support to children affected by poverty or illness.
- During the COVID-19 pandemic, The Correa Family Foundation enacted a number of initiatives, including a \$500,000 donation to the City of Houston in the form of surgical and medical supplies, the creation of a program that delivered 2,500 meals per day to homeless, elderly and public employees in Houston, and a delivery of supplies to Puerto Rico facilitated by the Astros Foundation and Crane Worldwide.
- Was in Puerto Rico prior to the 2020 season when the island was struck by a 6.4 magnitude earthquake...Correa described the disaster as the scariest moment of his life...to help with rebuilding efforts following the devastation, his foundation started a Puerto Rico Earthquake Recovery Fund, with proceeds befitting local schools.
- Is currently signed to a one-year contract for the 2021 season...is eligible for free agency following the 2021 season.



- In 2015, became the second player in franchise history to win the Jackie Robinson Rookie of the Year Award, joining Jeff Bagwell (1991, NL)...he also became the sixth Puerto Rican to win the award, joining Orlando Cepeda (1958), Benito Santiago (1987), Sandy Alomar (1990), Carlos Beltrán (1999), and Geovany Soto (2008).
- Was a 2014 California League Midseason All-Star, and 2013 Midwest League Midseason and Postseason All-Star.
- Entered 2015 ranked as the No. 3 prospect in all of baseball by MLB.com, Baseball Prospectus and ESPN.com.

2020 SEASON:

- Recorded the best defensive season of his career, finishing as one of three finalists for a Rawlings Gold Glove Award.
- Led all MLB shortstops in fielding percentage (.995)...led AL shortstops in defensive runs saved (8) while ranking second in double plays (35)...made one error in 212 total chances.
- Set a franchise record for fielding percentage by a shortstop in a single season...marked the fourth-best fielding percentage by a shortstop in a single year all-time in MLB history...only Mike Bordick (.998 in 2002), Cal Ripken Jr. (.996 in 1990) and Omar Vizquel (.995 in 2000) posted better marks.
- Spent the entire season on the active roster.
- **OPENING DAY:** Made his fifth appearance on the Astros Opening Day roster...hit an RBI double on Opening Day vs. SEA, his fourth-career Opening Day start.
- Appeared in his 600th career game on Sept. 22 at SEA.
- **POSTSEASON:** Hit .362 (17x47) with one double, six homers, 17 RBI and a 1.221 OPS (.455 OBP/.766 SLG) in 13 postseason games.
- Tied a Major League record for RBI (17) and homers (6) by a shortstop in a single postseason with Rich Aurilia (2002)...those records were later broken by Corey Seager (20 RBI, 8 HR) following his 2020 World Series performance.
- Played his 57th postseason game alongside Jose Altuve, Alex Bregman, Yuli Gurriel and George Springer...per Elias, that marks the most postseason games played together by a group of five teammates in MLB history.
- **ALDS VS. OAK:** Hit .500 (7x14) with three homers and 11 RBI during the four-game series at Dodger Stadium.
- Tied the second-most RBI in a single Division Series in MLB history (11) with Nomar Garciaparra (1998 ALDS), behind only John Valentin's 12 RBI in the 1999 ALDS.
- Hit two homers in Game 1, becoming the first shortstop in MLB history with multiple two-homer games in postseason play.
- **ALCS VS. TB:** Hit a walkoff homer in Game 5 to force a Game 6...joined David Ortiz as the only players in MLB history with three career walkoff hits in the postseason.

2019 SEASON:

- Played in a career-low 75 games due to two stints on the Injured List: May 29-July 26 (fractured rib) and Aug. 21-Sept. 17 (back discomfort).
- Became the third shortstop in MLB history to post four 20-homer seasons prior to turning 25 years old, joining Alex Rodriguez (5 seasons) and Cal Ripken Jr. (4 seasons)...also became the third shortstop in MLB history to hit 100+ homers before turning 25 years old, joining Rodriguez and Ripken.
- Became the fourth shortstop in MLB history to reach 100 HR within his first 539 career games, joining Alex Rodriguez, Trevor Story and Nomar Garciaparra.
- Posted a career-high .568 slugging percentage.
- **OPENING DAY:** Made his fourth-career appearance on the Astros Opening Day roster, but missed the first three games of the season (neck stiffness).
- Won MLB's Play of the Week for his diving stop on a line drive up the middle on April 3 at TEX.
- Recorded his 500th career hit on April 3 at TEX.
- Posted a career-long 16-game hitting streak from April 19-May 7 in which he batted .333 (22x66).
- Played in his 500th career game on May 4 at LAA, becoming the fifth shortstop in club history to appear in 500 games, joining Roger Metzger (1,007g), Craig Reynolds (926g), Adam Everett (632g), Rafael Ramirez (534g), Dickie Thon (505g).
- On May 25 vs. BOS, recorded a walkoff RBI single off Matt Barnes in the 9th inning...was his eighth-career walkoff.
- Hit his first-career grand slam while tying his single-game career-high with five RBI on July 27 at STL.
- Hit a 474-foot home run on Aug. 10 at BAL, tying the longest home run hit by an Astros player in the Statcast era (since 2015) with Yordan Alvarez' homer on July 19...was the longest home run hit at Camden Yards during the Statcast era, surpassing Manny Machado's 465-foot home run in 2017.
- Went 2x4 with two home runs on Sept. 20 vs. LAA, his ninth-career multi-homer game...joined Alex Rodriguez (13g) as the only shortstops in MLB history with nine multi-homer games prior to turning 25 years old.
- **POSTSEASON:** Batted .191 (13x68) with four doubles, three homers and nine RBI in 18 postseason games.
- **ALCS VS. NYY:** Went 2x5 with a walkoff solo home run in the 11th inning off J.A. Happ in the Game 2...marked his second-career postseason walkoff hit, becoming the third player in MLB history to record multiple walkoff hits in the League Championship Series, joining David Ortiz and Bernie Williams.
- Joined Ortiz as the only players in MLB history with multiple walkoff hits against the Yankees in the postseason.

2021 HOUSTON ASTROS

- Became the fourth Astros player to record a walkoff HR in the postseason, (last, Chris Burke in Game 4 of the 2005 NLDS vs. ATL).
- Homered in Game 4, becoming the youngest player in MLB history to reach 10 career postseason homers, surpassing Albert Pujols.
- **WORLD SERIES VS. WSH:** Drew three walks in Game 4, tying a single-game WS record for walks by a shortstop, joining Mark Belanger (Game 6, 1971 WS) and Gil McDougald (Game 3, 1957 WS).
- Tied an Astros club record for walks in a postseason game with his three-walk Game 4 performance.
- Homered in Game 5 of the World Series at WSH, giving him three career homers in the World Series, tying Derek Jeter for the most homers by a shortstop in the World Series all-time.
- Was his third-career multi-RBI game in the World Series, tying Hall of Famers Pee Wee Reese and Honus Wagner for the most career multi-RBI games by a shortstop in World Series history.

2018 SEASON:

- Played in 110 games in a season hampered by a 36-game stint on the Disabled List with lower back soreness (June 26-Aug. 10).
- Became the first shortstop in MLB history to reach 20 doubles and 15 home runs in each of his first four Major League seasons.
- Led the Majors with 11 sac flies, tied for the fifth-most in a single season in club history.
- Took a big leap forward on the defensive side of his game, posting career-best marks in fielding percentage (.984), defensive WAR (1.5) and zone rating (.836).
- Ranked fourth among MLB shortstops in fielding (.984)...was the third-best fielding percentage by a shortstop in a single season in club history, behind only Adam Everett's 2006 season (.990) and Roger Metzger's 1976 season (.986).
- **OPENING DAY:** Made his third-career appearance on the Astros Opening Day roster and started at shortstop on Opening Day for the third consecutive season...went 1x3 with an RBI on Opening Day on March 29 at TEX.
- Hit his first-career inside the park home run on April 3 vs. BAL...was the 40th inside the park homer in franchise history, and the fourth hit by an Astro at Minute Maid Park (last, Jonathan Singleton on Aug. 2, 2014 vs. TOR).
- Hit his 72nd career homer on May 12 vs. TEX in what was his 400th Major League game...only three shortstops in MLB history recorded more homers within their first 400 games: Ernie Banks (87), Nomar Garciaparra (86) and Alex Rodriguez (82).
- Recorded a 70-game errorless streak from Sept. 21, 2017-June 6, 2018, a franchise record streak by a shortstop...surpassed the previous club record of 59 games set by Roger Metzger in 1976.
- **POSTSEASON:** Posted a .371 on-base percentage in eight starts at shortstop in the postseason.
- **ALDS VS. CLE:** Hit a three-run homer off Brad Hand in Game 3, tying Albert Pujols and Mickey Mantle for the most postseason home runs by a player prior to turning 25 years old in MLB history.
- Moved into second-place on MLB's all-time postseason homers list by a shortstop (8), trailing only Derek Jeter (20).

2017 SEASON:

- Was named an All-Star for the first time in his career.
- Missed 42 games with a torn ligament in his left thumb that required surgery...originally aggravated the thumb when sliding into home plate on on July 4 at ATL.
- Set a franchise record for home runs by a shortstop with 24, besting the previous club record of 22 he set during his 2015 rookie season.
- Became the first shortstop in MLB history to reach the 20-homer mark in each of his first three seasons.
- Set career highs in batting average (.315), on-base percentage (.391), slugging percentage (.550) and OPS (.941), leading all AL shortstops in each category.
- Posted the highest OPS by a Major League shortstop since Hanley Ramirez (.954) in 2009.
- Became the first AL shortstop since Alex Rodriguez in 2007 (30HR) to hit 20 HR before the All-Star Break.
- **OPENING DAY:** Made his second-career Opening Day roster and start.
- Homered on Opening Day on April 3 vs. SEA... became the first Astros player to homer on Opening Day in consecutive seasons since Richard Hidalgo did so from 1999-2000.
- Became the fourth Major Leaguer to homer on Opening Day for the second consecutive season, joining Bryce Harper (3 straight), Freddy Galvis and Scooter Gennett.
- Was named the AL Player of the Month for May...hit .386 (39x101) with eight doubles, seven homers, 26 RBI and a 1.130 OPS (.368 OBP/.673 SLG) in 26 games in May...led the AL in batting average and RBI, while ranking third in OBP, fifth in hits and OPS and tied for sixth in slugging...was his first-career Player of the Month award.
- Hit back-to-back homers with Carlos Beltrán on May 9 vs. ATL...per Elias, it marked the first time in Astros history that a player aged 22-or-younger and another player over the age of 40-or-older both homered in the same game...the last pair of any teammates to do this was on Sept. 15, 2015, when Greg Bird and Alex Rodriguez did so for the Yankees.
- **ALL-STAR GAME:** Became the first Astros shortstop to start the All-Star Game...became the sixth-youngest shortstop all-time to start the All-Star Game, and youngest since Alex Rodriguez in 1997.
- Per Elias, became the second player in club history to record 300 hits and 50 homers within his first 300 Major League games, joining Lance Berkman.



COACHING STAFF

COREEA

PLAYER DEVELOPMENT

2020 REVIEW

OPPONENTS

HISTORY AND RECORDS

SPRING TRAINING

MEDIA INFORMATION

MINUTE MAID PARK

- Named the AL Player of the Week for the week of Sept. 25-Oct. 1...was his third career weekly award... hit .520 (13x25) with four doubles, three homers, 10 RBI, eight runs scored and a 1.611 OPS (.571 OBP/1.040 SLG) in six games...led the AL in batting average, hits, runs and RBI during the week, while ranking second in OPS, tied for second in doubles and tied for third in home runs.
- From Sept. 26-28, became the first player in Astros history to record three straight games with at least three hits and three RBI, per the Elias Sports Bureau... also also became the fifth Major League shortstop since 1913 to record at least three hits and three RBI in three consecutive games, joining Hanley Ramirez (2010), Cal Ripken Jr. (1995), Al Dark (1956) and Glenn Wright (1928).
- **POSTSEASON:** Hit .288 (21x73) with five doubles, five homers, 14 RBI and an .886 OPS in 18 postseason starts at shortstop.
- Tied the franchise record for RBI in a single postseason with Jose Altuve (2017), Carlos Beltrán (2004) and Lance Berkman (2005).
- Became the first player in MLB history to hit seven career postseason HR prior to turning 24 years old.
- Tied Rich Aurilia (2002) for the Major League record for extra-base hits (10) in a single postseason by a shortstop.
- **ALCS VS. NYY:** Homered and hit a walkoff RBI-double off Aroldis Chapman in the 9th inning of Game 2 of the ALCS vs. NYY.
- Became the fourth-youngest player ever to hit a homer in an ALCS game, behind Derek Jeter (1996), Francisco Lindor (2016) and Evan Longoria (2008).
- **WORLD SERIES VS. LAD:** Combined to hit back-to-back homers with Jose Altuve in the 10th inning of Game 2, marking the first set of back-to-back homers in extra innings in World Series history.
- Went 3x5 with a homer and three RBI in Game 5... at 23 years, 33 days, became the youngest player to have three hits and a homer in a World Series game since Andrew Jones did so in Game 1 of the 1996 World Series for the Braves.
- Became the sixth shortstop in MLB history to have three hits and a homer in a World Series game, joining Alan Trammell (1984), Robin Yount (1982), Bert Campaneris (1973), Phil Linz (1964) and Tommy Thevenow (1926).

2016 SEASON:

- Recorded his second-consecutive 20-homer season and became the franchise leader in career home runs by a shortstop.
- Batted clean-up in 91 games...marked the most by an AL shortstop since Nomar Garciaparra batted fourth in 114 games in 2000...marked the most by an Astros shortstop in franchise history.
- Tallied four walkoff hits, which led the Majors...tied a franchise record for most walkoffs in a season, accomplished by Phil Garner in 1984, Nellie Fox in 1964 and Bob Aspromonte in 1963.
- Recorded 75 walks, which were the most walks by a Major League shortstop in a single season since Marco Scutaro walked 90 times in 2009.
- Led AL shortstops in walks (75), doubles (36), RBI (93) and OPS (.804).
- He and second baseman Jose Altuve each had 96 RBI, becoming the first AL middle infield combo to reach 95-or-more RBI in the same season since 1950, when Red Sox SS Bobby Doerr (120) and 2B Vern Stephens (144) turned the trick.
- 93 of his 96 RBI came as a shortstop, which set a single-season club record (previously Miguel Tejada, 86 in 2009).
- **OPENING DAY:** Made his first appearance on an Opening Day roster...made his first Opening Day start on April 5 at NYY.
- At 21 years, 195 days, became the youngest Astros player to make an Opening Day start since Cesar Cedeno (21.050) in 1972...also became the youngest shortstop in club history to make an Opening Day start...previously Sonny Jackson (21.277) in 1966.
- Went 1x4 with a solo homer, two RBI and two steals on Opening Day...became the youngest Astros player to homer on Opening Day.
- Was his 23rd career homer in his 100th career game, the most by a shortstop through his first 100 games in MLB history, surpassing Nomar Garciaparra (16).
- Set a career high with four hits on April 6 at NYY, hitting his second and third homers of the season... became the youngest visiting player with a multi-homer game at Yankee Stadium since Manny Ramirez in 1993 (ESPN Stats and Info).
- Became the first Astros player to hit three home runs within the team's first two games in a season.
- Recorded his 100th career RBI in his 156th game on June 5 vs. OAK, reaching that mark faster than any other player in franchise history.
- Named the AL Player of the Week on June 27, becoming the youngest player in club history to win a weekly award (21, previously SS Andujar Cedeno, 22 years, Sept. 2-8, 1991)...marked his first career weekly award...during the week, led the AL in doubles (4) and extra-base hits (7), while tying for the AL lead in homers (3) and RBI (9)...hit .333 (8x24) with a 1.282 OPS (.407 OBP/.875 SLG).
- Homered in both games of a doubleheader on Aug. 11 at MIN, going 4x8 with a double, four runs scored, one walk and four total RBI.
- Was named AL Player of the Week for the week of Aug. 8-14...marked his second weekly award of the season...during the week, he hit safely in all seven of his games at a .429 (12x28) clip with six runs, three doubles, three HR, 12 RBI and a 1.324 OPS (.467 OBP/.857 SLG).

2015 SEASON:

- Named the 2015 Jackie Robinson AL Rookie of the Year after getting called up to the Majors in June.
- Was the youngest position player in the Major Leagues, yet hit third for the Astros.
- Also earned the MLBPA Players Choice Award for the AL Most Outstanding Rookie and was named the *Sporting News* AL Rookie of the Year.
- 21-year-old set a club rookie record for HR in a season (22, previously 21, Lance Berkman in 2000).
- Hit the most homers by a shortstop in a single season in club history (22)...topped the previous record of 20 set by Dickie Thon in 1983.
- Despite playing in just 99 games, led all MLB shortstops in HR, OPS (.857) and slugging (.512), while ranking fourth in on-base percentage (.345).
- Led all AL rookies in HR, SLG and OPS, while ranking second in RBI and OBP, and third in batting average (min. 400PA).
- Among Astros rookies all-time, ranked fourth in OPS and fifth in RBI, which were both the highest totals by an Astros rookie since Hunter Pence in 2007 (.899 OPS/69RBI).
- Stole 14 bases, going 14-for-18 (77.8%) in attempts... his 14 steals ranked seventh all-time in club history by a rookie, and marked the most by a Houston rookie since Willy Taveras swiped 34 bags in 2005.
- According to the Elias Sports Bureau, his 18 home runs were the second-most by a shortstop prior to his 21st birthday in MLB history, behind only Alex Rodriguez (26).
- From the date of his Major League debut (June 8) through the end of the season, led the Astros in homers, RBI, extra-base hits (45), go-ahead RBI (20), game-winning RBI (8) and slugging percentage, while ranking second in hits (108) and tied for second in steals (14).
- Began his season at Double A Corpus Christi...was promoted to Triple A Fresno on May 11, and was selected to the Major League roster on June 8.
- Made his Major League debut on June 8 at CWS, going 1x4 with an RBI-single off Chris Sale.
- At 20 years, 259 days, became the youngest player in club history to make a start at shortstop, edging out Alex Taveras (20 years, 341 days in 1976).
- Became the youngest Astros position player to make his MLB debut since Derrel Thomas on Sept. 14, 1971 (20 years, 243 days).
- Became the third player in club history to reach base safely in each of his first 10 MLB games, joining Kiké Hernandez (2014) and Jimmy Wynn (1963).
- Per Elias, became the third player in club history with three consecutive multi-hit games within the first 10 days of his Major League debut: also Ken Caminiti (1987) and Orlando Miller (1994).
- On June 18 at COL, stole three bases, becoming the third-youngest player in the modern era to swipe three bags in a game (20 years, 269 days) (Elias), trailing Rickey Henderson (Aug. 23, 1979, 20.241) and Ty Cobb (Sept. 2, 1907, 20.258).
- Was named the AL Rookie of the Month for June, becoming the sixth player in club history to win a Rookie of the Month award.
- Talled his 50th hit on July 28 vs. LAA following a 3x4 performance...per Elias, became the fourth player since 1950 to accumulate 50 hits within his first 42 games in the Majors before turning 21, joining Rennie Stennett (1971) and Hall of Famers Roberto Clemente (1955) and Orlando Cepeda (1958).
- Recorded his 15th homer on Aug. 19 vs. TB in what was his 62nd game...per Elias, there have been only two players in Major League history to hit at least 15 homers before turning 21 in fewer games than Correa did: Willie Mays (55th game, in 1951) and Frank Robinson (58th game, in 1956).
- Went 3x4 with a triple, HR, single, walk, stolen base, four RBI and four runs scored on Oct. 2 at ARI...the only player younger than Correa (21 years, 10 days) to record a homer, triple, and walk in a single game since 1914 was Ted Williams (twice in 1939).
- Became the youngest player in club history to record four RBI and four runs in the same game, and the youngest Major Leaguer to do so since Miguel Cabrera on July 1, 2003.
- **POSTSEASON:** Started at shortstop in all six of Houston's postseason games.
- **WILD CARD GAME AT NYY:** Made his first career postseason appearance in the Wild Card Game at NYY...at 21 years, 14 days, became the youngest player in club history to appear in a playoff game..
- Became the third-youngest player to start a playoff game at shortstop in MLB history, behind Miguel Cabrera (2003 NLCS) and Travis Jackson (1924 World Series).
- **ALDS VS. KC:** Recorded his first career postseason hit in Game 1, becoming the youngest player in club history to record a hit in the playoffs.
- Went 4x4 with two homers, a double and four total RBI in Game 4...joined Carlos Beltrán (Game 5, 2004 NLDS at ATL) as the only Astros players with a multi-homer at the postseason.
- Became the second-youngest player in MLB history (21 years, 20 days) to hit multiple HR in a postseason game, behind only Andrew Jones (19 years, 180 days, Game 1 of the 1996 World Series at NYY).
- Per ESPN Stats & Info, his 11 total bases in Game 4 of the ALDS marked the most by a shortstop in a single postseason game in MLB history...Derek Jeter held the previous record with 10 total bases in Game 1 of the 2006 ALDS vs. DET.
- Per the Elias Sports Bureau, became the youngest player to record at least four hits and four RBI in a postseason game...the only other player to do this before his 25th birthday was Goose Goslin (23), who did so in Game 4 of the 1924 World Series for the Senators.
- Per Elias, became the third player age 21 or younger to hit in the third spot in the order in a playoff game all-time, joining Joe DiMaggio (1936 World Series) and Mickey Mantle (1952 World Series).



MINOR LEAGUE CAREER:

- In **2014**, was named the No. 1 prospect, 'Best Defensive Infielder', 'Best Infield Arm' and 'Best Hitter for Average' in Houston's system by *Baseball America*, as well as the No. 7 prospect overall in baseball.
- Was a 2014 California League Midseason All-Star, but suffered a season-ending ankle injury in June (fractured right fibula)...prior to his injury, was leading all California League shortstops with a .969 fielding percentage.
- Was named a 2014 MiLB.com Organization All-Star.
- Named Lancaster's Player of the Month for May of 2014
- Received his first career invite to Major League Spring Training on Jan. 14, 2014...played in 16 Major League Spring Training games, hitting .200 (6x30) with two doubles, two homers and three RBI.
- Helped lead Class A Quad Cities to a Midwest League Championship title in **2013**...led all Midwest League shortstops in fielding percentage while spending the season as the second-youngest player in the league.
- Led the Midwest League in OPS (.872) while finishing second in on-base percentage (.405) and third in batting average (.320) during his 2013 season.
- Was named a 2013 Midwest League Midseason and Postseason All-Star.
- Named to the 2013 SiriusXM All-Star Future's Game at the Mets Citi Field.
- Earned Quad Cities Player of the Month in May and June (.370, 37x100, 6 2B, 2HR, 15 RBI) of 2013.
- Played alongside the Astros No. 1 selection from the 2013 draft RHP Mark Appel in 2013, marking the first time in minor league history that two consecutive No. 1 draft picks occupied the same minor league roster.
- Entered the 2013 season ranked by Baseball America as the No. 1 prospect, 'Best Power Hitter', 'Best Defensive Infielder' and 'Best Infield Arm' in the Astros system...tabbed by MLB.com as the No. 30 prospect overall and No. 5 shortstop prospect in baseball...ranked by ESPN.com as the No. 24 prospect in baseball.
- Was in minor league camp in 2013 Spring Training, but joined the Astros Major League club for four games and hit .455 (5x11) with three RBI
- Named the GCL Astros **2012** Defensive Player of the Month in July.
- Following the 2012 season, was named by *Baseball America* as the No. 2 prospect in the GCL behind Byron Buxton.

PERSONAL:

- Carlos and his wife, Daniella, reside in Houston, Texas.
- Daniella is a former Miss Texas, having won the honor in 2016...the Astros invited Daniella out to the ballpark to throw a first pitch in August of 2016, where the couple first met.
- One year later, just after the Astros clinched the 2017 World Series title, Carlos proposed to Daniella in a postgame TV interview with FOX reporter Ken Rosenthal.

CARLOS JAVIER CORREA

Year	Team	AVG	G	AB	R	H	2B	3B	HR	RBI	BB	SO	SB	CS	OBP	SLG	SF	SH	HB	E
2012	GCL Astros (R)	.232	39	155	23	36	11	1	2	9	7	36	5	1	.270	.355	0	0	1	11
	Greenville (R)	.371	11	35	5	13	3	1	1	3	5	8	1	0	.450	.600	0	1	0	1
2013	Quad Cities (A)	.320	117	450	73	144	33	3	9	86	58	83	10	10	.405	.467	2	1	8	15
2014	Lancaster (A)	.325	62	249	50	81	16	6	6	57	36	45	20	4	.416	.510	3	0	5	10
2015	Corpus Christi (AA)	.385	29	117	25	45	15	2	7	32	15	25	15	0	.459	.726	0	0	1	1
	Fresno (AAA)	.276	24	98	19	27	6	1	3	12	12	14	3	1	.345	.449	3	0	0	5
	HOUSTON	.279	99	387	52	108	22	1	22	68	40	78	14	4	.345	.512	4	0	1	13
2016	HOUSTON	.274	153	577	76	158	36	3	20	96	75	139	13	3	.361	.551	3	0	5	14
2017	HOUSTON	.315	109	422	82	133	25	1	24	84	53	92	2	1	.391	.550	4	0	2	9
	Fresno (AAA)#	.286	4	14	1	4	0	0	0	4	1	4	0	0	.313	.286	1	0	0	0
	Corpus Christi (AA)#	.300	2	10	2	3	1	0	0	1	0	1	0	0	.300	.400	0	0	0	1
2018	HOUSTON	.239	110	402	60	96	20	1	15	65	53	111	3	0	.323	.405	11	0	2	6
	Corpus Christi (AA)#	.188	5	16	1	3	1	0	1	2	2	5	0	0	.278	.438	0	0	0	0
2019	HOUSTON	.279	75	280	42	78	16	1	21	59	35	75	1	0	.358	.568	4	0	2	2
	Round Rock (AAA)#	.333	6	21	2	7	3	0	0	2	3	5	0	0	.417	.476	0	0	0	0
2020	HOUSTON	.264	58	201	22	53	9	0	5	25	16	49	0	0	.326	.383	1	0	3	1
MINOR LEAGUE TOTALS		.312	299	1165	201	363	89	14	29	208	139	226	54	16	.389	.487	9	2	15	44
MAJOR LEAGUE TOTALS		.276	604	2269	334	626	128	7	107	397	272	544	33	8	.353	.480	27	0	15	45

#Rehab assignment

WILD CARD RECORD

Year	Team/Opponent	AVG	G	AB	R	H	2B	3B	HR	RBI	BB	SO	SB	CS	OBP	SLG	SF	SH	HB	E
2015	HOU/NYY	.000	1	4	0	0	0	0	0	0	0	1	0	0	.000	.000	0	0	0	0
2020	HOU/MIN	.500	2	6	2	3	0	0	1	1	2	1	0	0	.625	1.000	0	0	0	0
WC TOTALS		.300	3	10	2	3	0	0	1	1	2	2	0	0	.417	.600	0	0	0	0

DIVISION SERIES RECORD

Year	Team/Opponent	AVG	G	AB	R	H	2B	3B	HR	RBI	BB	SO	SB	CS	OBP	SLG	SF	SH	HB	E
2015	HOU/KC	.350	5	20	2	7	1	0	2	4	0	5	0	0	.381	.700	0	0	1	1
2017	HOU/BOS	.235	4	17	3	4	1	0	2	6	2	4	0	0	.316	.647	0	0	0	1
2018	HOU/CLE	.100	3	10	1	1	0	0	1	3	3	2	0	0	.308	.400	0	0	0	0
2019	HOU/TB	.158	5	19	0	3	1	0	0	1	0	9	0	0	.158	.211	0	0	0	0
2020	HOU/OAK	.500	4	14	3	7	0	0	3	11	4	3	0	0	.500	.611	0	0	0	0
DS TOTALS		.275	21	80	9	22	3	0	8	25	9	23	0	0	.356	.613	0	0	1	2

CHAMPIONSHIP SERIES RECORD

Year	Team/Opponent	AVG	G	AB	R	H	2B	3B	HR	RBI	BB	SO	SB	CS	OBP	SLG	SF	SH	HB	E
2017	HOU/NYY	.333	7	27	4	9	3	0	1	3	1	5	0	0	.357	.556	0	0	0	0
2018	HOU/BOS	.316	5	19	2	6	1	0	0	3	3	7	0	0	.409	.368	0	0	0	1
2019	HOU/NYY	.182	6	22	2	4	1	0	2	5	3	9	1	0	.280	.500	0	0	0	0
2020	HOU/TB	.259	7	27	2	7	1	0	2	5	2	7	0	0	.310	.519	0	0	0	1
LCS TOTALS		.274	25	95	10	26	6	0	5	16	9	28	1	0	.337	.495	0	0	0	2

WORLD SERIES RECORD

Year	Team/Opponent	AVG	G	AB	R	H	2B	3B	HR	RBI	BB	SO	SB	CS	OBP	SLG	SF	SH	HB	E
2017	HOU/LAD	.276	7	29	3	8	1	0	2	5	1	4	0	0	.300	.517	0	0	0	0
2019	HOU/WSH	.222	7	27	3	6	2	0	1	3	3	9	0	0	.300	.407	0	0	0	0
WS TOTALS		.250	14	56	6	14	3	0	3	8	4	13	0	0	.300	.464	0	0	0	0

CORREA CAREER TRANSACTIONS

- Selected by Houston in the first round (first overall) of the June 2012 draft.
- On Disabled List, July 18-Sept. 3 2017 (torn ligament in left thumb).
- On Disabled List, June 29-Aug. 10, 2018 (lower back soreness).
- On Disabled List, May 27-July 26, 2019 (fractured rib).
- On Disabled List, Aug. 20-Sept. 17, 2019 (back discomfort).

CORREA GAME HIGHS

Hits: 4 (7x) -- last, March 31, 2018 at Texas
Home Runs: 2 (9x) -- last, Sept. 20, 2019 vs. Los Angeles (AL)
RBI: 5 (2x) -- last, July 27, 2019 at St. Louis
Stolen Bases: 3 -- June 18, 2015 at Colorado
Longest Hitting Streak: 16 -- April 19-May 6, 2019
Career Grand Slams: July 27, 2019 at St. Louis (Micheal Wacha)

LEADOFF HR

PINCH-HIT HR

WALK-OFF HR

No.	Date	Opp.	Pitcher
none			

No.	Date	Opp.	Pitcher
1	5/29/16	@LAA	Morin

No.	Date	Opp.	Pitcher
none			



NON-ROSTER INVITEE

ZACH DANIELS

Born: 1/23/99 in Stockbridge, GA
Opening Day Age: 22
Contract Status: Signed through 2021
Acquired: Selected in the fourth round of the June 2020 draft.
Resides: Knoxville, TN
ML Service: 0.000

94
OF
R/T HEIGHT WEIGHT
R/R 6'1 214

COACHING STAFF

DANIELS

CAREER HIGHLIGHTS

- 22-year-old is entering his first full professional season after getting selected in the fourth round of the 2020 MLB Draft.

MINOR LEAGUE CAREER:

- Did not appear in a game in **2020** during the pandemic-shortened season.

NOTES

- Graduated from Eagles Landing Christian Academy in Georgia in 2017...was a Rawlings-Perfect Game Honorable Mention All-American as a senior... American...was an All-Henry County selection as a junior and a senior...helped lead ELCA to the Elite Eight in the Class-A Private state tournament in 2016.
- Attended the University of Tennessee...was having a breakout junior season in 2020 prior to the cancellation of the NCAA season...hit .357 with four homers, 18 RBI and a 1.228 OPS in 17 games.
- Was named the 2020 Round Rock Classic MVP after hitting .333 with one homer and three RBI in the tournament.
- Played for Orleans in the Cape Cod Baseball League in 2019.
- Selected by the Astros in the fourth round of the 2020 MLB Draft...signed by Astros scout Landon Townsley.
- Was invited to his first Major League Spring Training Camp in 2021...is signed to a one-year contract through the 2021 season.

PLAYER DEVELOPMENT

2020 REVIEW

OPPONENTS

HISTORY AND RECORDS

SPRING TRAINING

MEDIA INFORMATION

MINUTE MAID PARK

ZACHARY AARON DANIELS

Year	Team	AVG	G	AB	R	H	2B	3B	HR	RBI	BB	SO	SB	CS	OBP	SLG	SF	SH	HB	E
2020	DID NOT APPEAR IN AN OFFICIAL GAME																			
MINOR LEAGUE TOTALS		-	-	-	-	-	-	-	-	-	-	-	-	-	-	-	-	-	-	-

DANIELS CAREER TRANSACTIONS

- Selected by Houston in the fourth round of the June 2020 draft.



NON-ROSTER INVITEE

RONNIE DAWSON

Born: 5/19/95 in Grove City, OH

Opening Day Age: 25

Contract Status: Signed through 2021

Acquired: Selected in the second round of the June 2016 draft.

Resides: Pembroke Pines, FL

ML Service: 0.000

95

OF

B/T	HEIGHT	WEIGHT
L/R	6'2"	224

CAREER HIGHLIGHTS

- Left-handed hitting outfielder has hit .245 (394x1606) with 84 doubles, 10 triples, 54 homers and 79 stolen bases with a .340 on-base percentage in 431 career games in the minor leagues with Houston (2016-19).
- Has played all three outfield positions throughout his minor league career, making 196 starts in center field, 120 in left field and 68 in right field...most of his center field action has come over the last two minor league seasons (2018-19), including 84 starts in center field in 2019.
- Was one of three minor league players to record 30+ steals and 15+ homers during the 2018 season, as he combined to hit 16 home runs with 35 stolen bases in 119 minor league games in 2018...was named a 2018 Class A Advanced Carolina League Midseason All-Star.
- Named a 2017 MiLB.com Organizational All-Star after splitting that season between Class A Quad Class A Quad Cities and Class A Advanced Buies Creek.

MINOR LEAGUE CAREER:

- Worked out at the Astros Alternate Training Site in **2020** during the pandemic-shortened season.
- Led Double A Corpus Christi in homers (17) and runs (71) in **2019**, while ranking second in the Texas League in hit by pitches (16)...hit three leadoff homers.
- During the 2019 Pacific Coast League Playoffs while with Triple A Round Rock, belted three homers with five RBI, including a 9th-inning, game-tying solo homer in game one of the Championship Series.
- Was a 2018 Carolina League Midseason All-Star while with Buies Creek...was one of three minor league players to reach 30+ steals and 15+ home runs on the year.
- Received Double A Texas League Player of the Week honors for the week of Aug. 6-12.
- Following the 2018 regular season, played for Scottsdale in the Arizona Fall League and hit .291 (23x79) with five doubles, three triples, one homer and 10 RBI in 25 games...posted an OPS of .885 (.417 OBP/.468 SLG).

NOTES

- Was a two-time First Team All-Conference selection at Licking Heights High School in Pataskala, Ohio... hit .578 with 14 homers as a senior, earning all-district, All-Ohio and Rawlings All-American honors...also played three seasons of football and two seasons of basketball.
- While in high school, worked as a batboy for the Columbus Clippers, the Triple A affiliate of the Cleveland Indians...many future Major Leaguers played on those teams that Dawson worked for, including RHP Corey Kluber (2013) and SS Francisco Lindor (2014).
- Attended Ohio State University, batting .316 with 50 doubles, seven triples, 24 homers and 47 stolen bases across three seasons...became the first Buckeye in school history to record 40 career doubles, 20 homers and 40 steals...led the Buckeyes with a .337 batting average as a freshman to earn Louisville Slugger Freshman All-American honors by Collegiate Baseball.
- Broke the Big Ten tournament records for hits (15) and doubles (6) in 2016, earning Big Ten Tournament Most Outstanding Player honors.
- Was selected by the Astros in the second round of the 2016 MLB Draft...signed by Astros scout Nick Venuto.
- The 2021 season is his third as a non-roster invitee at Major League Spring Training...is signed to a minor league contract for the 2021 season.
- Combined to hit .278 (136x490) with 26 doubles, five triples, 14 home runs and an .800 OPS between Quad Cities and Buies Creek in **2017**.
- Made his professional debut at Class A Short Season Tri-City in **2016**...named the Tri-City August Player of the Month.



RONNIE SILAS DAWSON

Year	Team	AVG	G	AB	R	H	2B	3B	HR	RBI	BB	SO	SB	CS	OBP	SLG	SF	SH	HB	E
2016	Tri-City (A)	.225	70	244	41	55	13	1	7	36	41	66	12	6	.351	.373	0	0	6	4
2017	Quad Cities (A)	.272	116	438	81	119	23	4	14	62	55	101	17	8	.362	.438	3	0	9	3
	Buies Creek (A)	.327	13	52	7	17	3	1	0	5	4	9	1	3	.368	.423	1	0	0	0
2018	Buies Creek (A)	.247	90	332	51	82	18	1	10	49	39	96	29	11	.331	.398	1	1	3	1
	Corpus Christi (AA)	.289	29	114	18	33	6	1	6	14	6	34	6	3	.341	.518	0	0	3	1
2019	Corpus Christi (AA)	.212	103	392	71	83	20	2	17	50	47	141	13	10	.320	.403	1	3	16	4
	Round Rock (AAA)	.147	10	34	1	5	1	0	0	3	3	11	1	0	.231	.176	0	1	1	0
MINOR LEAGUE TOTALS		.245	431	1606	270	394	84	10	54	219	195	458	79	41	.340	.411	6	5	38	13

DAWSON CAREER TRANSACTIONS

- Selected by the Astros in the second round of the June 2016 draft.

COACHING STAFF

DAWSON

PLAYER
DEVELOPMENT

2020 REVIEW

OPPONENTS

HISTORY
AND RECORDS

SPRING TRAINING

MEDIA
INFORMATIONMINUTE MAID
PARK



NON-ROSTER INVITEE

ALEX DE GOTI

Born: 8/19/94 in Miami, FL
Opening Day Age: 26
Contract Status: Signed through 2021
Acquired: Selected in the 15th round of the June 2016 draft.
Resides: Miami, FL
ML Service: 0.000

86

IF

B/T	HEIGHT	WEIGHT
R/R	6'0"	196

CAREER HIGHLIGHTS

- Infielder has hit .262 (398x1520) with 86 doubles, 10 triples, 37 homers, 185 RBI and a .338 on-base percentage in four seasons in the Astros minor league system.
- Was named to the 2018 Double A Texas League Midseason All-Star Team.

MINOR LEAGUE CAREER:

- Worked out at the Astros Alternate Training Site in **2020** during the pandemic-shortened season.
- Had one of the best seasons in his career in **2019** at Triple A Round Rock, batting .277 (133x481) with career-highs in RBI (70), home runs (15), and hits (133)...was named a 2019 Organizational All-Star for Houston by MiLB.com.
- Batted .283 (128x452) with 29 doubles, 12 homers, 62 RBI in 125 games between Triple A Fresno (27g) and Double A Corpus Christi (98g) in **2018**, en route to a Texas League Midseason All-Star appearance.
- Played at three levels in the Astros system (Triple A Fresno, Class A Advanced Buies Creek, Class A Quad Cities) in **2017**, combining to hit .236 (87x368) with 18 doubles and eight home runs.
- Made his professional debut at Class A Short Season Tri-City in **2016**, batting .228 (50x219) with 10 doubles.

NOTES

- Graduated from Belen Jesuit High School in Miami, Fla., where he was a three-time all-county selection...led his club to a district championship as a senior.
- Attended Long Beach State University from 2013-15...transferred to Barry University for his senior 2016 season and hit .404 with 14 homers, 22 stolen bases and a .492 OBP...was an NCBWA, ABCA and Rawlings All-South Region First Team selection during his 2016 season.
- Was selected by the Astros in the 15th round of the 2016 MLB Draft...signed by Astros scout John Martin.
- Was invited to his third Major League Spring Training in 2021...did play in Major League Spring Training games in 2018 as a minor league call-up, but was not an NRI...is signed to a minor league contract for the 2021 season.

ALEXANDER DE GOTI

Year	Team	AVG	G	AB	R	H	2B	3B	HR	RBI	BB	SO	SB	CS	OBP	SLG	SF	SH	HB	E
2016	Tri-City (A)	.228	63	219	36	50	10	3	2	21	25	54	9	6	.320	.329	3	6	6	13
2017	Quad Cities (A)	.261	34	119	22	31	4	1	3	8	24	29	4	3	.393	.387	0	0	2	1
	Buies Creek (A)	.227	70	238	29	54	13	0	5	24	28	65	3	2	.317	.345	1	1	4	4
	Fresno (AAA)	.182	5	11	0	2	1	0	0	0	1	6	0	0	.250	.273	0	0	0	0
2018	Corpus Christi (AA)	.282	98	358	43	101	21	3	11	50	18	65	5	6	.329	.450	2	1	8	9
	Fresno (AAA)	.287	27	94	14	27	8	0	1	12	10	15	3	1	.355	.404	2	1	1	1
2019	Round Rock (AAA)	.277	125	481	83	133	29	3	15	70	52	105	4	4	.347	.443	9	1	5	10
MINOR LEAGUE TOTALS		.262	422	1520	27	398	86	10	37	185	158	339	28	22	.338	.405	17	10	26	38

DE GOTI CAREER TRANSACTIONS

- Selected by the Astros in the 15th round of the June 2016 draft.



COACHING STAFF

DE LA CRUZ

PLAYER DEVELOPMENT

2020 REVIEW

OPPONENTS

HISTORY AND RECORDS

SPRING TRAINING

MEDIA INFORMATION

MINUTE MAID PARK



NON-ROSTER INVITEE

BRYAN DE LA CRUZ

Born: 12/16/96 in Santo Domingo, DR
Opening Day Age: 24
Contract Status: Signed through 2021
Acquired: Signed as a non-drafted free agent on Sept. 24, 2013.
Resides: Santo Domingo, DR
ML Service: 0.000

96
OF
 R/R 6'2 212

CAREER HIGHLIGHTS

- Young outfielder enters his eighth year in the Astros organization...has batted .268 (412x1538) with 71 doubles, 18 triples, 16 homers, 178 RBI, 35 steals and a .343 on-base percentage in 431 career games in the minor leagues.
- Was named to the 2018 Midwest League Midseason All-Star Team.

MINOR LEAGUE CAREER:

- Did not appear in a regular season game in **2020** during the pandemic-shortened season.
- Played for Toros del Este in the Dominican Winter League during the 2020-21 offseason and had a strong eight-game showing, batting .438 (7x16) with two RBI.
- Played in 105 games in **2019**, split between Double A Corpus Christi (64g) and Class A Advanced Fayetteville (41g)...batted .280 with 28 doubles and a .340 OBP across the two levels...was his first extended stint at the Double A level.
- Hit .294 (5x17) in 10 games for Toros del Este of the Dominican Winter League following the 2019 season.
- Was named to the **2018** Midwest League Midseason All-Star Team while with Class A Quad Cities...split the season between Quad Cities and Class A Advanced Buies Creek, batting .289.

NOTES

- Signed with the Astros as a non-drafted 16-year-old free agent on Sept. 24, 2013 out of the Dominican Republic...signed by Astros scouts Oz Ocampo, Marc Russo, and Rafael Belen.
- Was invited to his first Major League Spring Training camp in 2021...is signed to a one-year minor league contract for the 2021 season.


- Appeared in three levels of the Astros system in **2017**: Double A Corpus Christi (10g), Class A Quad Cities (10g), Class A Short Season Tri-City (40g).
- Spent the **2016** season at Class A Short Season Tri-City (16g) and Rookie Level Greeneville (28g).
- Played in 44 games with the Rookie Level Gulf Coast League Astros in **2015**, his first season playing in the United States.
- Made his professional debut with the Dominican Summer League Astros in **2014**, batting .262 (48x183) with a .387 on-base percentage.

BRYAN DE LA CRUZ

Year	Team	AVG	G	AB	R	H	2B	3B	HR	RBI	BB	SO	SB	CS	OBP	SLG	SF	SH	HB	E
2014	DSL Astros Orange (R)	.221	39	122	21	27	3	0	0	14	25	36	6	3	.370	.246	2	1	5	4
	DSL Astros Blue (R)	.344	20	61	12	21	2	1	1	8	9	15	0	0	.423	.459	1	1	0	1
2015	GCL Astros (R)	.242	44	149	16	36	2	1	0	12	14	41	2	6	.313	.268	1	3	2	0
	Greeneville (R)	.250	28	92	21	23	3	4	3	13	14	23	0	0	.349	.467	0	1	0	3
2017	Tri-City (A)	.214	16	42	8	9	1	0	0	5	5	10	0	0	.292	.238	1	0	0	0
	Quad Cities (A)	.270	10	37	6	10	2	0	0	2	3	7	1	1	.325	.324	0	0	0	0
	Tri-City (A)	.250	40	156	16	39	6	2	1	14	9	23	4	1	.290	.333	3	0	1	4
2018	Corpus Christi (AA)	.179	10	28	4	5	2	0	1	5	2	7	0	0	.250	.357	1	0	1	1
	Quad Cities (A)	.283	65	237	34	67	11	3	2	32	24	56	3	5	.348	.380	2	0	1	4
	Buies Creek (A)	.297	54	182	26	54	11	1	0	30	27	41	7	2	.390	.368	2	0	2	3
2019	Fayetteville (A)	.276	41	163	29	45	14	2	4	19	16	33	5	1	.339	.460	3	0	1	4
	Corpus Christi (AA)	.283	64	269	45	76	14	4	4	24	24	60	7	5	.340	.409	5	0	2	0
MINOR LEAGUE TOTALS		.268	431	1538	238	412	71	18	16	178	172	352	35	24	.343	.369	21	6	15	24

DE LA CRUZ CAREER TRANSACTIONS

- Signed by the Astros as a non-drafted free agent on Sept. 24, 2013.



ALEDMYS DÍAZ

Born: 8/1/90 in Santa Clara, Cuba

Opening Day Age: 30

Contract Status: Signed through 2021

Acquired: From Toronto in exchange for RHP Trent Thornton on Nov. 17, 2018.

Resides: West Palm Beach, FL

ML Service: 4.100

16

IF

B/T	HEIGHT	WEIGHT
R/R	6'1"	202

CAREER HIGHLIGHTS

- The 2016 NL All-Star has hit .273 (377x1380) with 88 doubles, four triples, 54 home runs, 186 RBI, 13 stolen bases and a .787 OPS (.327 OBP/.460 SLG) in 406 career games in the Majors over four seasons with St. Louis (2016-17), Toronto (2018) and Houston (2019-20).
- Has played all over the diamond in his career, appearing in 274 games at shortstop, 64 games at third base, 37 games at second base, 28 games at first base and eight games in left field.
- Was named to the 2016 National League All-Star Team during his rookie season, a year in which he batted .300 (111x422) with 28 doubles, 17 homers, 65 RBI and an .879 OPS (.369 OBP/.510 SLG) in 111 games for the Cardinals...became the first Cardinals rookie to make the All-Star Team since Albert Pujols in 2001.
- Finished fifth in the 2016 NL Rookie of the Year voting.
- Became the first rookie in Major League Baseball's modern era (since 1900) to post a batting average of .500-or-better over his first 50 at-bats...batted .500 (26x52) over his first 52 at-bats in the Majors.

2020 SEASON:

- Missed half of the regular season due to a right groin strain, ultimately posting a .737 OPS (.254 OBP/.483 SLG) in 17 games.
- Played 10 games at second base, three games at third base, two games at first base and one game in left field.
- **OPENING DAY:** Made his fourth-career Opening Day roster...went 1x2 with a run scored in a start at DH on Opening Day on July 24 vs. SEA.
- Suffered a right groin strain on Opening Day...was placed on the Injured List from July 25-Aug. 29.
- **POSTSEASON:** Hit well during the postseason, batting .353 (6x17) with three runs, one home run, two RBI and one walk in eight games.

2019 SEASON:

- Was limited to a career-low 57 games due to two sints on the IL in his first season with Houston.
- Posted an .823 OPS (.356 OBP/.467 SLG), his highest since his 2016 rookie season.

NOTES

- Played five seasons for Los Naranjas de Villa Clara in Cuba's Serie Nacional (2008-12)...started his pro career when he was 17 years old...was teammates with Leonys Martín and Dayan Viciedo...also played for Cuba internationally...played in the 2010 World University Championship Games in Tokyo.
- Defected from Cuba in 2012 while playing with the Cuban National Team in a tournament in the Netherlands...was not immediately eligible to sign, so he spent his 2013 season playing in the Mexican League...signed a four-year contract as a free agent with St. Louis on March 11, 2014.
- Despite growing up in Cuba, Díaz is fluent in English...he learned the language in the 18 months after his defection thanks in large part to watching the Ellen DeGeneres Show on a daily basis...in 2016, Ellen producers heard the story and invited Díaz to join the show in the offseason...despite playing in front of 40,000 fans each game, Díaz graciously declined Ellen's invite due to nerves.
- Became one of five Cubans to play for the Astros in 2019, joining DH Yordan Alvarez, 1B Yuli Gurriel, RHP Rogelio Armenteros and LHP Cionel Pérez...that club became the first team to play five Cubans in the same season since the 1969 Reds used IF Mike de la Hoz, RHP Camilo Pascual, IF Tony Perez, RHP Pedro Ramos and IF Chico Ruiz.
- Is currently signed to a one-year contract for the 2021 season, but is under club control through the 2022 season.
- Started four postseason games: ALDS Game 3 vs. OAK and Games 1, 3, and 5 of the ALCS against the Rays.
- **ALDS VS. OAK:** Recorded his first-career postseason hit in Game 3 vs. OAK, a two-run homer off Jesus Luzardo...was also his first-career RBI in the postseason.
- Made 55 starts with the Astros, all over the diamond...started 18 games at first base, 16 at second base, 15 at third base, three in left field, two at shortstop and one at designated hitter.



- **OPENING DAY:** Made his third-career Opening Day roster...started at shortstop on Opening Day on March 28 at TB.
- Hit his second-career grand slam on May 11 vs. TEX.
- Served two IL stints: May 27-July 22 (left hamstring strain) and Aug. 18-27 (illness).
- Tied his career-high for RBI on April 7 vs. OAK, going 2x4 with four RBI...hit a three-run homer in the 1st inning, his first hit as an Astro.
- Started 12 games at second base in May following Jose Altuve's placement on the IL...hit .395 (15x38) with three doubles, three homers, 11 RBI and a

- 1.027 OPS (.389 OBP/.638 SLG) in those games.
- On Aug. 10 at BAL, tied the franchise record for hits by a player who did not start a game (3), last accomplished by Tony Kemp on Aug. 7, 2016 vs. TEX.
- Made two strong defensive plays at first base to preserve Justin Verlander's no-hitter on Sept. 1 at TOR...was originally slated to start at third base but moved to first base when Yuli Gurriel was scratched from the lineup...prior to 2019, had never appeared at first base in a Major League game.
- **POSTSEASON:** Took 10 plate appearances in the postseason, all as a pinch-hitter.

2018 SEASON:

- Set career-highs in games (130) and home runs (18) in his first season with the Blue Jays.
- Following the All-Star Break, batted .290 (56x193) with 15 doubles, 10 homers and 32 RBI.
- **OPENING DAY:** Made his second-career Opening Day roster.
- Drove in his 100th career RBI on a walkoff hit on June 7 vs. BAL, a 10th-inning single...was his second-career walkoff hit.

- Hit his 17th homer of the season on Sept. 5 vs. TB, driving in Kendrys Morales and Lourdes Gurriel Jr... marked the sixth time in MLB history that a player homered to score three Cuban-born players.
- Tied a career-high with three doubles on Sept. 8 vs. CLE, matching his season-high with four hits.
- Set a new career-high in home runs with his 18th shot of the season on Sept. 17 at BAL.
- Was traded to the Astros on Nov. 16 in exchange for RHP Trent Thornton.

2017 SEASON:

- Played in 79 games with St. Louis over two stints in the Majors during his sophomore season in the big leagues.
- Led the Cardinals with 19 infield hits.
- Went 5x8 (.625) with a double and a homer as a pinch-hitter.

- **OPENING DAY:** Made his first Opening Day roster.
- Notched his first-career multi-homer game on April 8 vs. CIN, going 3x5 with two homers.
- Posted a career-long eight-game hitting streak from May 20-29.
- Traded to Toronto for OF J.B. Woodman on Dec. 1.

2016 SEASON:

- Was an All-Star in his rookie season, hitting .300 (111x422) with 28 doubles, 17 HR, 65 RBI and an .879 OPS (.369 OBP/.510 SLG) in 111 games.
- Became the first Cardinals rookie All-Star since Albert Pujols in 2001.
- Finished fifth in the NL Rookie of the Year voting.
- Finished among the top-five NL rookies in runs (2nd, 71), RBI (3rd), doubles (T-3rd), extra-base hits (T-3rd, 48), hits (5th) and walks (5th, 41).
- Became the first rookie in Major League Baseball's modern era (since 1900) to post a batting average of .500-or-better over his first 50 at-bats...batted .500 (26x52) over his first 52 at-bats in the Majors.
- Batted a Major League-leading .423 (30x71) in his first month in the Majors...was the fourth-highest batting average by a rookie in April in MLB history, and the highest since Showboat Fisher posted a .462 average for St. Louis in 1930.
- Joined Albert Pujols (2001) as the only Cardinals rookies to record at least 30 hits in April of a season.

- Did not make the Opening Day roster but was recalled on April 4 following an injury to Tommy Pham.
- Joined the team for the second game of the season...made his MLB debut on April 5 vs. PIT and singled in his first at-bat off Jonathon Niese.
- Recorded a hit in seven-consecutive plate appearances from April 22-24 at SD, which included a 5x5 performance on April 23 at SD...became the first Cardinals rookie with a five-hit game since Wally Moon on May 12, 1954 (5x6).
- On July 1 vs. MIL, recorded 11 assists, the most by a Cardinals rookie in a single game since Stu Martin tallied 11 at second base on June 6, 1936 vs. NYG... marked the most by any rookie, regardless of club, since Delino DeShields notched 11 at second base on Aug. 12, 1998 vs. NYM.
- **ALL-STAR GAME:** Faced Will Harris and struck out in his lone at-bat in the All-Star Game.
- Hit his first-career grand slam on Sept. 27 vs. CIN.

MINORS AND INTERNATIONAL CAREER:

- Was an MiLB.com Organization All-Star in **2015**, reaching Triple A for the first time in his career.
- Following the 2015 season, hit .315 with eight doubles, four HR, 14 RBI in the Arizona Fall League.
- Was a non-roster invitee at Cardinals Major League Spring Training in **2014** before advancing to Double A during the season.
- Played one game for Culiacan in the Mexican Winter League in **2013**.
- From **2008-2012**, played for Villa Clara in Cuba's Serie Nacional...his best season came during his final year in Cuba in 2012, when he hit .315 with 12 homers, 49 RBI and a .904 OPS.

PERSONAL:

- Aledmys and his wife, Dayara, have one son, Nathan, who was born in August of 2016...the family resides in West Palm Beach, Fla., in the offseason.

ALEDMYS DÍAZ

Year	Team	AVG	G	AB	R	H	2B	3B	HR	RBI	BB	SO	SB	CS	OBP	SLG	SF	SH	HB	E
2014	Springfield (AA)	.291	34	117	15	34	8	1	3	18	2	24	6	2	.311	.453	1	3	2	4
	Palm Beach (A)	.227	13	44	5	10	2	0	2	6	7	10	1	0	.352	.409	1	0	2	0
2015	Springfield (AA)	.264	102	375	47	99	25	2	10	46	29	62	6	5	.324	.421	0	1	4	15
	Memphis (AAA)	.380	14	50	12	19	3	0	3	6	6	5	0	1	.448	.620	1	0	1	2
2016	ST. LOUIS	.300	111	404	71	121	28	3	17	65	41	60	4	4	.369	.510	6	2	7	16
	Palm Beach (A)#	.167	2	6	0	1	0	0	0	0	2	0	0	0	.375	.167	0	0	0	0
2017	ST. LOUIS	.259	79	286	31	74	17	0	7	20	13	42	4	1	.290	.392	1	1	0	6
	Memphis (AAA)	.253	46	170	19	43	9	1	4	26	10	30	3	3	.305	.388	3	0	4	4
2018	TORONTO	.263	130	422	55	111	26	0	18	55	23	62	3	4	.303	.453	4	0	3	9
	New Hampshire (AA)#	.400	3	10	3	4	3	0	0	0	0	0	0	0	.400	.700	0	0	0	0
2019	HOUSTON	.271	69	210	36	57	12	1	9	40	26	28	2	0	.356	.467	6	0	5	3
	Round Rock (AAA)#	.125	4	16	2	2	0	0	0	0	1	3	0	0	.176	.125	0	0	0	1
	Corpus Christi (AA)#	.000	2	5	0	0	0	0	0	0	2	4	0	0	.375	.000	0	0	1	0
2020	HOUSTON	.241	17	58	8	14	5	0	3	6	1	12	0	0	.254	.483	0	0	0	0
MINOR LEAGUE TOTALS		.267	220	793	103	212	50	4	22	102	59	138	16	11	.327	.424	6	4	14	26
MAJOR LEAGUE TOTALS		.273	406	1380	201	377	88	4	54	186	104	204	13	9	.327	.460	17	3	15	34

#Rehab Assignment

DIVISION SERIES RECORD

Year	Team/Opponent	AVG	G	AB	R	H	2B	3B	HR	RBI	BB	SO	SB	CS	OBP	SLG	SF	SH	HB	E
2019	HOU/TB	.000	2	3	0	0	0	0	0	0	0	2	0	0	.000	.000	0	0	0	0
2020	HOU/OAK	.200	2	5	1	1	0	0	1	2	0	2	0	0	.200	.800	0	0	0	0
DS TOTALS		.125	4	8	1	1	0	0	1	2	0	4	0	0	.125	.500	0	0	0	0

CHAMPIONSHIP SERIES RECORD

Year	Team/Opponent	AVG	G	AB	R	H	2B	3B	HR	RBI	BB	SO	SB	CS	OBP	SLG	SF	SH	HB	E
2019	HOU/NYY	.000	5	4	0	0	0	0	0	0	1	0	0	0	.200	.000	0	0	0	0
2020	HOU/TB	.417	6	12	2	5	0	0	0	0	1	3	0	0	.462	.417	0	0	0	0
DS TOTALS		.313	11	16	2	5	0	0	0	0	2	3	0	0	.389	.313	0	0	0	0

WORLD SERIES RECORD

Year	Team/Opponent	AVG	G	AB	R	H	2B	3B	HR	RBI	BB	SO	SB	CS	OBP	SLG	SF	SH	HB	E
2019	HOU/WSH	.000	1	2	0	0	0	0	0	0	0	0	0	0	.000	.000	0	0	0	0

DÍAZ CAREER TRANSACTIONS

- Signed by St. Louis to a four-year contract on March 9, 2014.
- On Disabled List, Aug. 2-Sept. 11, 2016 (fractured right thumb).
- Acquired by Toronto from St. Louis in exchange for OF J.B. Woodman on Dec. 1, 2017.
- On Disabled List, May 8-June 1, 2018 (sprained left ankle).
- Acquired by Houston from Toronto in exchange for RHP Trent Thornton on Nov. 16, 2018.
- On Injured List, May 27-July 21, 2019 (left hamstring strain)
- On Injured List, Aug. 17-27, 2019 (illness).
- On Injured List, July 25-Aug. 29, 2020 (right groin strain).



SHAWN DUBIN

75

RHP

B/T	HEIGHT	WEIGHT
R/R	6'1"	176

Born: 9/6/95 in Allegany, NY
Opening Day Age: 25
Contract Status: Signed through 2021
Acquired: Selected in the 13th round of the June 2018 draft.
Resides: Allegany, NY
ML Service: 0.000

CAREER HIGHLIGHTS

- Right-handed pitcher has gone 9-6 with a 3.79 ERA (59ER/140IP), 57 walks and 182 strikeouts in 39 games (24 starts) in the Astros minor league system (2018-19).
- Has won two Pitcher of the Week awards in his career: April 21, 2019 (Midwest League) and Sept. 2, 2019 (Carolina League).

MINOR LEAGUE CAREER:

- Did not appear in a regular season game in **2020** during the pandemic-shortened season...traveled with the Astros during the 2020 postseason as part of the club's taxi squad.
- Posted a combined 7-5 record with a 3.58 ERA (44ER/110.2IP) and 151 strikeouts between Class A Advanced Fayetteville (22g) and Class A Quad Cities (3g) in **2019**.
- Led the Carolina League with 132 strikeouts in 2019...reached this total despite throwing just 98.2 innings pitched at the level.
- Was named Midwest League Pitcher of the Week on April 21, 2019, and Carolina League Pitcher of the Week on Sept. 2, 2019.
- Began his pro career at Class A Short Season Tri-City in **2018**, striking out 31 batters in 29.1 innings pitched.

NOTES

- Graduated from Allegany-Limestone High School in Allegany, N.Y. in 2013...played soccer and shortstop, pitching less than 10.0 innings as a senior.
- Moved on to Jamestown Community College and was the backup shortstop for the fall season...after one semester, returned home and took a break from baseball.
- Returned to baseball in 2015 at Erie Community College, where he earned Second Team All-League honors while helping his team to a conference title and a NJCAA Regional runner-up finish...went 6-2 with a 3.95 ERA and 61 strikeouts in 54.2 innings.
- Transferred to the Division I level, pitching two years at the University of Buffalo (2016-17).
- As the University of Buffalo cut its baseball program, transferred to Georgetown College in 2018, setting a school record with 128 strikeouts while going 9-1 with a 2.09 ERA...was named a NAIA First Team All-American, becoming the third player in Georgetown College history to earn the honors...also received 2018 Mid-South Conference Pitcher of the Year honors, as he led the conference in ERA and strikeouts.
- Selected by Houston in the 13th round of the 2018 MLB Draft...signed by Astros scout Travis Coleman.
- Received his first invitation to Astros Major League Spring Training camp in 2021...is signed to a one-year contract through the 2021 season.

SHAWN ANTHONY DUBIN

Year	Team	W	L	ERA	G	GS	CG	SHO	SV	IP	H	R	ER	HR	HB	BB	SO	WP	BK	AVG
2018	Tri-City (A)	2	1	4.60	14	5	0	0	0	29.1	23	15	15	4	2	11	31	0	0	.215
2019	Quad Cities (A)	1	0	0.75	3	1	0	0	2	12.0	7	2	1	0	1	4	19	0	0	.167
	Fayetteville (A)	6	5	3.92	22	18	0	0	1	98.2	71	46	43	3	8	42	132	4	0	.196
MINOR LEAGUE TOTALS		9	6	3.79	39	24	0	0	3	140.0	101	63	59	7	11	57	182	4	0	.198

DUBIN CAREER TRANSACTIONS

- Selected by the Astros in the 13th round of the June 2018 draft.



KENT EMANUEL

Born: 6/4/92 in Woodstock, GA
Opening Day Age: 28
Contract Status: Signed through 2021
Acquired: Selected in the third round of the June 2013 draft.
Resides: Atlanta, GA
ML Service: 0.100

72
LHP
 R/L: L/L HEIGHT: 6'4 WEIGHT: 221

COACHING STAFF

EMANUEL

CAREER HIGHLIGHTS

- Southpaw has gone 35-25 with a 4.77 ERA (282ER/532IP), 136 walks and 422 strikeouts in 136 games (76 starts) across seven minor league seasons with the Astros (2013-19).

MINOR LEAGUE CAREER:

- Missed the **2020** season due to an 80-game suspension for a violation of MLB's Joint Drug Prevention and Treatment Program.
- Pitched in the Dominican Winter League following the 2020 season, posting a 1-0 record with a 1.46 ERA (2ER/12.1IP), one walk and 16 strikeouts in seven relief appearances for Licey.
- Spent the entire **2019** season at Triple A Round Rock where he posted an 8-2 record with a 3.90 ERA (44ER/101.2IP) and 81 strikeouts.
- Was named Pacific Coast League Pitcher of the Week for the week of Sept. 2, 2019 after tossing 8.0 innings of one-hit baseball.
- Pitched the entire year at Triple A Fresno in **2018** and set a career-best mark in strikeouts per 9.0 innings, posting a 9.25 mark (86SO/83.2IP).
- Split his **2017** season between Triple A Fresno (9g) and Double A Corpus Christi (16g), going 6-7 with a 5.72 ERA (74ER/116.1IP) and 91 strikeouts in 25 games (19 starts).
- Pitched the entire **2016** season at Double A Corpus Christi following his Tommy John surgery (6-4, 5.23 ERA in 17 games).

NOTES

- Graduated from Woodstock HS in Georgia in 2010... was all-county, all-region and all-state as a senior...also played basketball.
- Was selected by Pittsburgh in the 19th round of the 2010 MLB Draft but did not sign, opting to attend the University of North Carolina.
- Went 28-8 with a 2.34 ERA (87ER/334.1IP) in 54 career games (47 starts) in three years at UNC...as a junior, became the third Tar Heel in school history to win ACC Pitcher of the Year honors, joining Alex White (2008) and Andrew Miller (2006)...was a Dick Hower Trophy and Golden Spikes Award finalist...28 wins set a school record over a pitcher's first three seasons.
- Pitched in the 2013 Astros Foundation College Classic at Minute Maid Park and was named to the All-Tournament Team.
- Selected by the Astros in the third round of the 2013 MLB Draft...signed by Astros scout Tim Bittner.
- Was added to the 40-man roster on Nov. 4, 2019...is signed to a one-year contract through 2021.

- Made four appearances before undergoing Tommy John surgery in **2015**.
- Went 9-7 with a 4.21 ERA (58ER/124IP) in 27 games Lancaster (21g) and Quad Cities (6g). in **2014**.
- Made his pro debut in **2013** for the GCL Astros.

PLAYER DEVELOPMENT

2020 REVIEW

OPPONENTS

HISTORY AND RECORDS

SPRING TRAINING

MEDIA INFORMATION

MINUTE MAID PARK

KENT JEFFREY EMANUEL

Year	Team	W	L	ERA	G	GS	CG	SHO	SV	IP	H	R	ER	HR	HB	BB	SO	WP	BK	AVG
2013	GCL Astros (R)	0	0	0.00	4	4	0	0	0	9.0	6	0	0	0	0	2	8	0	0	.188
2014	Quad Cities (A)	0	2	2.45	6	4	0	0	0	22.0	20	12	6	3	0	4	17	0	0	.241
	Lancaster (A)	9	5	4.59	21	14	0	0	2	102.0	111	55	52	12	4	19	76	2	0	.278
2015	Corpus Christi (AA)	1	1	3.68	4	2	0	0	0	14.2	21	8	6	1	0	5	5	1	0	.350
2016	Corpus Christi (AA)	6	4	5.23	17	16	0	0	1	82.2	97	51	48	8	1	20	58	1	0	.292
2017	Corpus Christi (AA)	5	5	4.60	16	11	0	0	0	74.1	95	42	38	7	5	17	63	2	0	.318
	Fresno (AAA)	1	2	7.71	9	8	0	0	1	42.0	71	39	36	7	0	20	28	1	0	.382
2018	Fresno (AAA)	5	4	5.59	31	10	0	0	1	83.2	107	57	52	10	2	26	86	2	0	.308
2019	Round Rock (AAA)	8	2	3.90	28	7	0	0	1	101.2	98	47	44	9	2	23	81	1	0	.254
MINOR LEAGUE TOTALS		35	25	4.77	136	76	0	0	6	532.0	626	311	282	57	14	136	422	10	0	.295

EMANUEL CAREER TRANSACTIONS

- Selected by Houston in the 3rd round of the June 2013 draft.
- On Restricted List, Aug. 20.



NON-ROSTER INVITEE

RILEY FERRELL

Born: 10/18/93 in College Station, TX

Opening Day Age: 27

Contract Status: Signed through 2021

Acquired: Selected in the third round of the June 2015 draft.

Resides: College Station, TX

ML Service: 0.088

79

RHP

B/T	HEIGHT	WEIGHT
R/R	6'2"	226

CAREER HIGHLIGHTS

- Right-handed reliever is entering his seventh year as a professional...has posted 21 saves and a 3.55 ERA (62ER/157IP) in 120 games in his five-year minor league career (2015-19)...has recorded 185 strikeouts in 157 innings.
- Was a Rule 5 Draft selection by the Marlins, as he was selected with the fourth-overall pick in the 2018 Rule 5 Draft...spent Major League Spring Training with the Marlins in 2019, and spent 88 days on the Injured List before getting returned to Houston on June 23, 2019.

MINOR LEAGUE CAREER:

- Appeared in 19 minor league games between Miami and Houston in **2019**, posting a 3.65 ERA (10ER/24.2IP) with 27 strikeouts and one save in as many opportunities.
- Was returned to Houston from Miami on June 23, 2019 after battling right biceps tendinitis and serving a stint on the MLB Injured List with Miami.
- Opened the **2018** season at Double-A Corpus Christi, posting a 2-2 record, 1.90 ERA (5ER/23.2IP) and converting all seven of his save opportunities in 21 appearances...received a promotion to Triple A on June 28.
- Earned Texas League Pitcher of the Week honors for June 11-17, 2018.
- Was selected by Miami with the fourth overall pick in the 2018 Rule 5 Draft.
- Made 38 appearances combined between Double A Corpus Christi (36g) and Class A Buies Creek (2g) in **2017**.

NOTES

- Attended A&M Consolidated High School in College Station (TX) and was a three-time first-team all-district performer both on the mound and at the plate...selected to the All-State first-team by the Texas High School Baseball Coaches Association and the Texas Sports Writer's Association as a senior...named the District 12-5A MVP in 2012.
- Went on to attend TCU and pitched for three years (2013-15) for the Horned Frogs...struck out 45 batters over just 28.2 innings, while giving up only 10 hits for a .109 opponents average his junior year...helped lead TCU to it's second straight College World Series appearance that season.
- Selected by Houston in the third round of the June 2015 draft...signed by Astros scout Jim Stevenson.
- Is signed to a minor league contract for the 2021 season.
- Made eight appearances at Class A Advanced Lancaster in **2016**, posting four saves and a 1.80 ERA (2ER/10IP)...was placed on the DL on May 12 and missed the remainder of the season.
- Made his professional debut for Class A Quad Cities in **2015**, making 12 appearances with a 1.08 ERA (2ER/16.2IP)...those 12 appearances added on to a long collegiate season at TCU in which he made 30 appearances en route to the College World Series.

RILEY COLE FERRELL

Year	Team	W	L	ERA	G	GS	CG	SHO	SV	IP	H	R	ER	HR	HB	BB	SO	WP	BK	AVG
2015	Quad Cities (A)	0	0	1.08	12	0	0	0	1	16.2	10	3	2	0	0	13	17	5	0	.175
2016	Lancaster (A)	0	1	1.80	8	0	0	0	4	10.0	9	3	2	1	0	2	14	1	0	.237
2017	Buies Creek (A)	0	0	0.00	2	0	0	0	2	2.0	0	0	0	0	0	0	5	0	0	.000
	Corpus Christi (AA)	2	2	3.81	36	0	0	0	4	52.0	51	24	22	2	4	14	55	4	0	.263
2018	Corpus Christi (AA)	2	2	1.90	21	0	0	0	7	23.2	14	8	5	1	2	18	33	1	1	.171
	Fresno (AAA)	2	1	6.75	22	0	0	0	2	28.0	34	21	21	4	0	16	34	4	0	.296
2019	Jacksonville (AA)#	0	0	0.00	2	0	0	0	0	2.2	0	0	0	0	0	2	3	0	0	.000
	Jupiter (A)#	0	0	0.00	1	0	0	0	0	1.0	0	0	0	0	0	0	1	0	0	.000
	New Orleans (AAA)#	0	0	1.35	4	0	0	0	0	6.2	3	1	1	0	1	4	4	1	0	.130
	Corpus Christi (AA)	1	1	1.42	5	0	0	0	0	6.1	3	1	1	0	1	4	8	1	0	.136
	Round Rock (AAA)	0	0	9.00	7	0	0	0	1	8.0	10	8	8	1	0	6	11	1	0	.303
MINOR LEAGUE TOTALS		7	7	3.55	120	0	0	0	21	157.0	134	69	62	9	8	79	185	18	1	.231

#Major League Rehab Assignment



FERRELL CAREER TRANSACTIONS

- Selected by Houston in the third round of the June 2015 draft.
- Selected by Miami in first round (fourth overall pick) of the 2018 Rule 5 Draft.
- On Injured List, March 25-June 23, 2019 (right biceps tendinitis).
- Returned to Houston from Miami on June 23, 2019.

COACHING STAFF

FERRELL

PLAYER
DEVELOPMENT

2020 REVIEW

OPPONENTS

HISTORY
AND RECORDS

SPRING TRAINING

MEDIA
INFORMATIONMINUTE MAID
PARK



LUIS GARCIA

Born: 12/13/96 in Bolivar, Venezuela

Opening Day Age: 24

Contract Status: Signed through 2021

Acquired: Signed as a non-drafted free agent on July 2, 2017.

Resides: Bolivar, VZ

ML Service: 0.083

77		
RHP		
B/T	HEIGHT	WEIGHT
R/R	6'1"	244

CAREER HIGHLIGHTS

- Right-handed pitcher debuted with Houston in 2020, going 0-1 with a 2.92 ERA (4ER/12.1IP) in five games (one start).
- Made his MLB debut with the Astros on Sept. 4, 2020 after never appearing in a game at the Double A or Triple A levels.
- Made his postseason debut as the starting pitcher for the Astros in Game 5 of the ALCS vs. TB, throwing 2.0 scoreless innings...became the youngest pitcher in Astros history to start a potential elimination game in the postseason (23 years, 307 days old).
- Was ranked by The Athletic as the No. 3 prospect in the Astros system prior to the 2020 season.
- Was named the Midwest League Pitcher of the Week for the week of June 2, 2019.

NOTES

- Was signed as a 20-year-old non-drafted free agent out of Venezuela on July 2, 2017...was signed by Astros scouts Oz Ocampo, Tom Shafer, Roman Ocumarez and David Brito.
- Is currently signed to a one-year contract for the 2021 season...will attend Astros Major League Spring Training camp for the first time this year.

2020 SEASON:

- Made his Major League debut with the Astros, going 0-1 with a 2.92 ERA (4ER/12.1IP) and nine strikeouts in five games (one start).
- Bypassed Double A and Triple A en route to the Majors, as he had never appeared in a game at those levels prior to making his big league debut.
- Spent Spring Training at minor league camp, but was added to the Astros player pool prior to the beginning of Summer Camp.
- Was selected to the Major League roster on Aug. 29.
- Made his MLB debut on Sept. 4 at LAA in relief of starter Lance McCullers Jr., who did not collect an out in the 1st inning...tossed 4.1 innings, allowing just one hit and one run on a solo homer...struck out two with three walks...entered the game with the bases loaded and no outs in the 1st inning...stranded two-of-three inherited runners.
- Per Elias, became the second pitcher in Astros history to go 4.1+ innings while allowing one-or-fewer hits in his MLB debut, joining Joe Musgrove (Aug. 2, 2016 vs. TOR).
- Made his first-career start on Sept. 9 at OAK and tossed 5.0 scoreless innings, allowing just one hit with two walks and four strikeouts.
- Became the Astros fourth homegrown pitcher from Venezuela to make a start for the club, joining J.C. Gutierrez (2007), Fernando Nieve (2006) and Carlos Hernandez (2001).
- **POSTSEASON:** Was on the Astros rosters for both the ALDS and ALCS.
- **ALCS VS. TB:** Made one appearance in the postseason, as he started Game 5 of the ALCS vs. TB...tossed 2.0 hitless and scoreless innings, walking two batters with one strikeout.
- Prior to Garcia, the last American League pitcher to make his first-career postseason appearance as a starter in an LCS game was Cleveland's Ryan Merritt in Game 5 of the 2016 ALCS at TOR (0ER/4.1IP).
- At 23 years, 307 days old, became the youngest pitcher to make his postseason debut with a start in the LCS since Tony Saunders (23 years, 164 days) of the Marlins in Game 3 of the 1997 NLCS vs. ATL (2ER/5.1IP).
- Became the youngest pitcher in Astros history to start a potential elimination game in the postseason...previous youngest was Lance McCullers Jr. (24 years, 30 days) in Game 7 of the 2017 World Series at LAD (0ER/2.1IP).

MINOR LEAGUE CAREER:

- Led all minor league pitchers in strikeouts per 9.0 innings (13.91) and strikeout rate (38.1%) in **2019** (min. 100IP)...tallied 168 strikeouts in 108.2 innings.
- Named the Midwest League Pitcher of the Week for the week of June 2, 2019.
- Jumped out of Rookie ball in **2018**, pitching 19 games at Class A Quad Cities (7-2, 2.48 ERA) and five games at Class A Short Season Tri-City (0-0, 0.00 ERA).
- Struck out 18 in 11.0 innings in the DSL in **2017**.



LUIS HEIBARDO GARCIA

Year	Team	W	L	ERA	G	GS	CG	SHO	SV	IP	H	R	ER	HR	HB	BB	SO	WP	BK	AVG
2017	DSL Astros (R)	1	1	1.64	6	1	0	0	0	11.0	13	5	2	1	0	4	18	3	0	.310
2018	Quad Cities (A)	7	2	2.48	19	10	0	0	0	69.0	58	23	19	4	2	33	70	4	0	.230
	Tri-City (A)	0	0	0.00	5	3	0	0	0	16.1	7	3	0	0	0	8	28	1	1	.121
2019	Quad Cities (A)	4	0	2.93	9	6	0	0	1	43.0	23	17	14	4	1	16	60	3	1	.153
	Fayetteville (A)	6	4	3.02	15	12	0	0	0	65.2	43	27	22	5	4	34	108	16	2	.185
2020	HOUSTON	0	1	2.92	5	1	0	0	0	12.1	7	4	4	1	1	5	9	1	0	.167
MINOR LEAGUE TOTALS		18	7	2.50	54	32	0	0	1	205.0	144	75	57	14	7	95	284	27	4	.196
MAJOR LEAGUE TOTALS		0	1	2.92	5	1	0	0	0	12.1	7	4	4	1	1	5	9	1	0	.167

CHAMPIONSHIP SERIES RECORD

Year	Team/Opponent	W	L	ERA	G	GS	CG	SHO	SV	IP	H	R	ER	HR	HB	BB	SO	WP	BK	AVG
2020	HOU/TB	0	0	0.00	1	1	0	0	0	2.0	0	0	0	0	1	2	1	0	0	.000

GARCIA CAREER TRANSACTIONS

- Signed by the Astros as a non-drafted free agent on July 2, 2017.

GARCIA CAREER HIGHS

Longest Winning Streak:none
Longest Losing Streak: 1 -- Sept. 18, 2020-current
Strikeouts: 4 -- Sept. 9, 2020 at Oakland
Walks: 3 -- Sept. 4, 2020 at Los Angeles (AL)
Innings (starter): 5.0 -- Sept. 18, 2020 at Arizona
Innings (relief): 4.1 -- Sept. 4, 2020 at Los Angeles (AL)
Low-Hit Game (CG):none

COACHING STAFF

L. GARCIA

PLAYER DEVELOPMENT

2020 REVIEW

OPPONENTS

HISTORY AND RECORDS

SPRING TRAINING

MEDIA INFORMATION

MINUTE MAID PARK



ROBEL GARCÍA

Born: 3/28/93 in Las Matas de Farfan, DR

Opening Day Age: 28

Contract Status: Signed through 2021

Acquired: Claimed off waivers from Los Angeles (AL) on Feb. 27, 2021.

Resides: Las Matas de Farfan, DR

ML Service: 0.061

9		
IF		
B/T	HEIGHT	WEIGHT
S/R	6'0"	195

CAREER HIGHLIGHTS

- Switch-hitting infielder has appeared in 31 career Major League games, all with the Cubs in 2019, batting .208 (15x72) with two doubles, two triples, five homers, 11 RBI and a .500 slugging percentage.
- Was a 2019 MiLB.com Organization All-Star...also named an MiLB.com Fans' Choice for Breakout Prospect while with Triple A Iowa.

2020 SEASON:

- Did not appear in a game during the pandemic-shortened season.
- Attended Spring Training and Summer Camp with the Cubs...was claimed off waivers by the Reds on July 26 and assigned to the club's Alternate Training Site in Mason, Ohio.
- Served as the 29th player for the Reds doubleheader on Aug. 19 at KC but did not enter either game.
- Was claimed off waivers by the Mets on Oct. 26.
- Was claimed off waivers by the Angels on Feb. 3, 2021.

2019:

- Made his Major League debut with the Cubs, batting .208 (15x72) with two doubles, two triples, five homers, 11 RBI and a .500 slugging percentage in 31 games.
- Made his MLB debut as a pinch-hitter on July 1 at PIT.
- In his first Major League start on July 4 at PIT, went 3x5 with a triple and a solo homer...marked his first career hit, RBI, homer, and run scored.
- Hit a 454-foot homer into McCovey Cove on July 22...was the second-farthest "Splash Hit" of 2019, per Statcast.

MINOR LEAGUE & INTERNATIONAL CAREER:

- Played in 25 games with Bologna in Italy in **2018**, helping the club to an Italian Baseball Championship...batted .281 with a .490 slugging percentage and a .343 on-base percentage.
- Hit .274 with 16 RBI, a .521 slugging percentage and a .369 OBP in 24 games with Bologna in **2017**.
- Played for Independent Imola in Italy in **2016**.
- Did not play in **2014** and **2015**.
- Split the **2013** season between Class A Short Season Mahoning Valley (51g) and Class A Lake County (16g).
- Also split the **2012** season between Mahoning Valley and Lake County.
- Hit .284 with a .915 OPS with the Rookie Level AZL Indians in **2011**.
- Made his pro debut in **2010** with the AZL Indians.

NOTES

- Signed with Cleveland as a non-drafted free agent out of the Dominican Republic on Feb. 2, 2010... signed by Cleveland scouts Ramon Pena, Felix Nivar, and Marcelimo Vallejo.
- Possesses dual citizenship between the Dominican Republic and Italy.
- Went overseas after he was released by Cleveland during 2014 Spring Training...played in 2016 with independent Imola (Italy) before spending following two seasons with Fortitudo Bologna, (also known as UnipolSai Bologna for sponsorship reasons)... helped Bologna to the 2018 Italian Baseball Championship.
- Cubs scout Gabe Zappin saw him while playing in Arizona for Team Italy in an Oct. 2018 Instructional League game...signed with the Cubs four weeks later.
- Signed a minor league contract with the Cubs prior to the 2019 season...has since been claimed off waivers by Cincinnati, New York (NL), Los Angeles (AL), and Houston.
- Is signed to a one-year contract through the 2021 season.

- Opened the season at Double A Tennessee before being promoted to Triple A Iowa on May 9...hit 21 homers at Iowa despite playing in just 76 games.
- Named a MiLB.com Organization All-Star.
- Named the MiLB.com Fans Choice for Breakout Prospect.
- Hit .295 in 22 games at Double A Tennessee.
- Batted .281 in 76 games with Triple A Iowa.



PERSONAL:

- Robel and his wife, Daniela, have two children.

ROBEL ESTIVAL GARCÍA RODRIGUEZ

Year	Team	AVG	G	AB	R	H	2B	3B	HR	RBI	BB	SO	SB	CS	OBP	SLG	SF	SH	HB	E
2010	AZL Indians (R)	.164	43	140	18	23	6	4	1	20	32	41	6	3	.328	.286	0	1	2	18
2011	AZL Indians (R)	.284	45	169	31	48	10	8	6	24	23	50	7	2	.371	.544	3	0	2	12
2012	Lake County (A)	.210	63	233	24	49	12	1	3	23	27	68	2	2	.298	.309	0	2	2	15
	Mahoning Valley (A).227	.56	56	181	24	41	12	0	0	16	23	44	3	1	.312	.293	1	4	0	13
2013	Lake County (A)	.174	16	46	5	8	3	1	0	3	9	11	0	0	.321	.283	0	0	1	4
	Mahoning Valley (A).216	.51	51	176	17	38	5	4	5	23	20	58	7	5	.299	.375	3	2	2	14
2014																				
2015																				
2016	Imola (Italy)																			
2017	Bologna (Italy)	.274	24	73	21	20	5	2	3	16	11	11	5	1	.369	.521	-	-	-	-
2018	Bologna (Italy)	.281	25	96	21	27	7	2	3	17	9	21	3	3	.343	.490	-	-	-	-
2019	Tennessee (AA)	.295	22	78	12	23	5	0	6	26	12	22	1	1	.391	.590	1	0	1	7
	Iowa (AAA)	.281	76	260	51	73	12	2	21	52	30	98	3	3	.361	.585	2	0	4	8
	CHICAGO (NL)	.208	31	72	8	15	2	2	5	11	7	35	0	0	.275	.500	1	0	0	4
2020																				
	MINOR LEAGUE TOTALS	.236	372	1283	182	303	65	20	42	187	176	392	29	17	.332	.416	10	9	14	91
	MAJOR LEAGUE TOTALS	.208	31	72	8	15	2	2	5	11	7	35	0	0	.275	.500	1	0	0	4

GARCÍA CAREER TRANSACTIONS

- Signed by Cleveland as a non-drafted free agent on Feb. 2, 2010.
- Signed by Chicago (NL) as a minor league free agent on Oct. 31, 2010.
- Claimed off waivers by Cincinnati from Chicago (NL) on July 26, 2020.
- Claimed off waivers by New York (NL) from Cincinnati on Oct. 26, 2020.
- Claimed off waivers by Los Angeles (AL) from New York (NL) on Feb. 3, 2021.
- Claimed off waivers by Houston from Los Angeles (AL) on Feb. 27, 2021.

GARCÍA GAME HIGHS

Hits: 3 -- July 4, 2019 at Pittsburgh
 Home Runs: 1 (5x) -- last, Sept. 27, 2019 at St. Louis
 RBI: 3 -- last, Sept. 27, 2019 at St. Louis
 Stolen Bases: none
 Longest Hitting Streak: 2 -- Sept. 27, 2019-current
 Career Grand Slams (2): none

GARCÍA CAREER FIELDING

YEAR	POSITION	PCT.	G	PO	A	E	TC	DP
2019	Second Base	.927	18	21	30	4	55	11
	Outfield	1.000	6	2	0	0	2	0
TOTALS	Second Base	.927	18	21	30	4	55	11
	Outfield	1.000	6	2	0	0	2	0

COACHING STAFF
 R. GARCIA
 PLAYER DEVELOPMENT
 2020 REVIEW
 OPPONENTS
 HISTORY AND RECORDS
 SPRING TRAINING
 MEDIA INFORMATION
 MINUTE MAID PARK



RALPH GARZA JR.

80

RHP

B/T	HEIGHT	WEIGHT
R/R	6'2"	206

Born: 4/6/94 in Edinburg, TX
Opening Day Age: 27
Contract Status: Signed through 2021
Acquired: Selected in the 26th round of the June 2015 draft.
Resides: New Braunfels, TX
ML Service: 0.000

CAREER HIGHLIGHTS

- Right-hander is entering his sixth professional campaign...has recorded a 3.79 ERA (135ER/321IP) with a 25-12 record along with 222 strikeouts and a .220 opponent batting average in his six-year minor league career (2015-20).

MINOR LEAGUE CAREER:

- Did not appear in any game action in **2020** due to the cancellation of the minor league season.
- Appeared in 42 games in **2019** with Triple A Round Rock, leading the Astros minor league system in appearances.
- Posted a 7-2 record in **2018** with a 3.51 ERA (26ER/66.2IP) and 74 strikeouts in 35 relief appearances, spanning Triple A and Double A.
- Notched three saves in five opportunities along with a 3-3 record in **2017**.
- Pitched in 40 games at the Class A level in **2016**, recording a 3.35 ERA (28ER/75.1IP) with 64 strikeouts and 26 walks in his first full professional season.

NOTES

- Attended New Braunfels High School in New Braunfels, TX...was District MVP and was named to the All-State Team in his senior season (2012)...was Freshman of the Year and Cormal County Player of the Year in his freshman year (2009).
- Went on to attend Oklahoma and pitched for three years (2013-15) for the Sooners...went 2-4 with a 4.08 ERA in 30 appearances out of the bullpen in his junior year...struck out 49 batters and only walked 12 batters in 46.1 innings pitched in 2015.
- Selected by Houston in the 26th round of the June 2015 draft...signed by Astros scout Jim Stevenson.
- Is signed to a one-year contract for the 2021 season.
- Appeared in 14 games, including three starts, with Tri-City in **2015**...recorded a 3.89 ERA (16ER/37IP) with 47 strikeouts and allowed just one home run.

RALPH ALBERT GARZA JR.

Year	Team	W	L	ERA	G	GS	CG	SHO	SV	IP	H	R	ER	HR	HB	BB	SO	WP	BK	AVG
2015	Tri-City (A)	1	1	3.39	14	3	0	0	0	37.0	37	16	16	1	2	10	47	5	0	.264
2016	Quad Cities (A)	5	4	2.33	32	0	0	0	6	58.0	56	15	15	3	5	16	46	4	0	.256
	Lancaster (A)	1	1	6.75	8	0	0	0	0	17.1	21	15	13	2	2	10	18	1	0	.296
2017	Fresno (AAA)	0	0	9.00	1	0	0	0	0	2.0	1	2	2	0	0	2	2	0	0	.143
	Buies Creek (A)	2	2	3.44	20	0	0	0	3	36.2	36	15	14	2	2	16	43	6	1	.257
	Corpus Christi (AA)	1	1	4.97	15	0	0	0	0	25.1	23	14	14	4	1	18	23	2	0	.253
2018	Corpus Christi (AA)	6	0	3.31	17	0	0	0	0	32.2	27	15	12	0	6	9	34	0	0	.227
	Fresno (AAA)	1	2	3.71	18	0	0	0	0	34.0	29	16	14	3	2	23	40	1	0	.227
2019	Round Rock (AAA)	8	1	4.04	42	0	0	0	5	78.0	57	37	35	9	3	28	80	2	0	.202
MINOR LEAGUE TOTALS		25	12	3.79	167	3	0	0	14	321.0	287	145	135	24	23	132	333	21	1	.240

GARZA CAREER TRANSACTIONS

- Selected by Houston in the 26th round of the June 2015 draft.



COACHING STAFF

GREINKE

PLAYER DEVELOPMENT

2020 REVIEW

OPPONENTS

HISTORY AND RECORDS

SPRING TRAINING

MEDIA INFORMATION

MINUTE MAID PARK



ZACK GREINKE

Born: 10/21/83 in Orlando, FL

Opening Day Age: 37

Contract Status: Signed through 2021

Acquired: From Arizona in exchange for IF Seth Beer, RHP J.B. Bukauskas, RHP Corbin Martin and IF Josh Rojas on July 31, 2019.

Resides: Orlando, FL

ML Service: 16.057

21		
RHP		
B/T	HEIGHT	WEIGHT
R/R	6'2"	200

CAREER HIGHLIGHTS

- The 2009 AL Cy Young Award winner and six-time All-Star (2009, 2014-15, 2017-19) has won six NL Gold Glove Awards (2014-19) and two Silver Slugger Awards (2013, 2019).
- Has gone 208-126 with a 3.37 ERA (1100ER/2939IP) and 2,689 strikeouts in 500 games (459 starts) in the Majors Leagues across 17 seasons with the Royals (2004-10), Brewers (2011-12), Angels (2012), Dodgers (2013-15), Diamondbacks (2016-19) and Astros (2019-20).
- Is one of three pitchers in MLB history with at least six All-Star appearances and six Gold Glove Awards, joining Greg Maddux and Bob Gibson.
- Is one of three pitchers to win a Cy Young, Gold Glove and Silver Slugger...also Fernando Valenzuela and Orel Hershiser.
- Ranks seventh all-time in Gold Glove Awards won by a pitcher with six.
- Is one of 12 pitchers all-time to record at least 1,000 strikeouts in both leagues...also Nolan Ryan, Randy Johnson, Gaylord Perry, Fergie Jenkins, Pedro Martinez, Jim Bunning, Cy Young, David Cone, AJ Burnett, Dennis Martinez and Max Scherzer.
- Has won two ERA titles: 2009 (2.16) and 2015 (1.66).
- Has been named NL Pitcher of the Month three times in his career: Aug. 2014 (5-0, 1.23 ERA), April 2009 (5-0, 0.50 ERA), July 2018 (4-0, 1.60 ERA).
- Became the 115th pitcher in MLB history to reach 200 career victories on Aug. 18, 2019 at OAK... is one of two active pitchers with 200 career wins, along with teammate Justin Verlander (226).
- Ranks 25th all-time in MLB history in career strikeouts (2,689).
- Recorded his 2,000th strikeout on Aug. 24, 2016 vs. ATL (Freddie Freeman)...notched his 1,000th strikeout on June 11, 2011 at CHC (Alfonso Soriano).
- In 2015, tied a National League record with six consecutive scoreless starts from June 18-19, joining Orel Hershiser and Don Drysdale...his 45.2 scoreless inning streak from June 18-26 was the fourth-longest streak in the expansion era (since 1961).
- Made starts in three consecutive team games in 2012 with the Brewers (July 7 and 8 vs. HOU and July 13 vs. PIT), becoming the first pitcher to do so since the White Sox' Red Faber on Sept. 3 and 4, 1917 (doubleheader).
- Was named the 2009 AL Cy Young Award winner after posting a 16-8 record with a 2.16 ERA, 51 walks and a career-high 242 strikeouts in 33 starts for Kansas City.

NOTES

- Graduated from Apopka High School in Florida in 2002...was named the Gatorade National Baseball Player of the Year after going 9-2 with a 0.55 ERA in 12 games during his senior season.
- Selected by the Royals in the first round (sixth overall) of the 2002 MLB Draft...signed by Royals scout Cliff Pastornicky.
- **IN-THE COMMUNITY:** Was a strong supporter of the Arizona Diamondbacks Foundation during his time with the club, donating funds and time to support the Boys and Girls Clubs, Phoenix Children's Hospital, Sojourner Center and American Red Cross...Zack and his wife Emily were honorary chairs of 2017 Driving our Domestic Violence Gala in Scottsdale.
- Was a tennis prodigy at age eight before quitting the sport and taking up baseball.
- Is an avid fantasy football player, and was the champion of the D-backs clubhouse league in 2018.
- Was given a samurai sword by Mizuno for his 2009 Cy Young season...kept the sword, but gave his Cy Young award to his parents.
- Loves to hit, and has nine career home runs and nine career stolen bases...his nine homers are the third-most among active MLB pitchers behind Madison Bumgarner (19) and Adam Wainwright (10)...hit his first-career home run on June 10, 2005 at ARI off Russ Ortiz.
- Enjoys playing golf...in October of 2019, Golf.com rated Zack the fourth-best golfer among active Major League players...Zack reportedly maintains a 1.1 handicap and can hit a golf ball over 300 yards.
- His brother, Luke, was a 12th-round selection by the Yankees in 2008 and pitched at Class A Staten Island in 2009.
- Was acquired by the Astros as part of a five-player deal prior to the 2019 trade deadline...is under contract with the Astros through the 2021 season.

- Went 8-1 with a 0.84 ERA over his first 10 starts of the 2009 season, becoming the third pitcher since 1920 to post a sub-1.00 ERA through 10 starts, joining Hall of Famers Hoyt Wilhelm (1959) and Juan Marichal (1966).
- Tied a Major League record by going six straight starts without allowing an earned run, a streak that stretched from his final two starts in 2008 and his first four starts in 2009, spanning 43.0 total innings...joined Jim Bagby (1917), Don Drysdale (1968) and Orel Hershiser (1988) as the only pitchers in history to go six straight starts without allowing an earned run...set a new Royals record for most consecutive innings without allowing an earned run.

2020 SEASON:

- Led the Astros with 12 starts during his first full-season with the club and his 17th season in the Majors.
- Ranked second among American League pitchers in Fangraphs WAR (2.1), trailing only Shane Bieber (3.2).
- Among AL pitchers, ranked second in walks per 9.0 innings (1.21), third in strikeout to walk ratio (7.44), tied for fourth in HR/9.0 innings (0.81), 10th in WHIP (1.13) and tied for 10th in innings pitched (67IP).
- Posted a career-low 3.3% walk rate, as he walked just nine batters in 67.0 innings pitched and 273 batters faced...walked two batters-or-fewer in all 12 of his starts.
- Became the second pitcher in MLB history to post a walk rate below 4% and a strikeout rate above 20% at age 36-or-older, as he posted a 3.3% walk rate and a 24.5% strikeout rate...the only other pitcher to do it was Curt Schilling during his age 37 and 39 seasons in 2004 and 2006.
- Went the entire season without making an error...was one of four qualifying AL pitchers to not make an error...ranked tied for second among AL pitchers in total chances (16), second in putouts (9) and tied for 10th in assists (7).
- Posted a 16.1-inning scoreless streak from Aug. 12-23, the longest streak by an Astro in 2020.
- Did not allow a homer over his first six starts of the season...marked the longest season-opening streak by an Astros pitcher since Dallas Keuchel in 2015.
- Moved into 25th place in MLB history in career strikeouts on Sept. 8 at OAK with six strikeouts...moved past David Cone (2,668) to get inside the top-25 (2,689).
- Recorded nine strikeouts and no walks on Sept. 18 vs. ARI...marked the 21st time in his career that he posted nine-plus strikeouts with no walks...became the 11th pitcher in MLB history to tally 21 career double-digit strikeouts, no-walk games.
- **POSTSEASON:** Started three postseason games for Houston across the Wild Card Series, ALDS and ALCS...went 1-0 with a 4.30 ERA (7ER/14.2IP), five walks and 12 strikeouts over his three starts.
- **WILD CARD SERIES AT MIN:** Started Game 1 and tossed 4.0 innings of one-run ball.
- **ALCS VS. TB:** Earned the win in Game 4 after tossing 6.0 innings of two-run ball...snapped a streak of 10 consecutive postseason starts where he did not record a victory...ended the streak just one start shy of tying the MLB record for consecutive postseason starts without a win.
- His Game 4 start was the 19th postseason start of his career, tying Curt Schilling and Catfish Hunter for 13th all-time in career postseason starts.

2019 SEASON:

- Won 18 games (his most since 2015) while posting an ERA below 3.00 for the fifth time in his career (first since 2015).
- Among MLB pitchers, ranked third in walks per 9.0 innings (1.29), tied for fourth in wins, fifth in WHIP (0.98), sixth in strikeout to walk ratio (6.23), sixth in innings pitched (208.2) and ninth in ERA.
- Was named to his sixth All-Star team, joining Greg Maddux (18 AS/8 GG) and Bob Gibson (9 AS/ 9 GG) as the only three pitchers in MLB history with at least five Gold Glove Awards and six All-Star selections.
- Was an All-MLB Second Team selection.
- Won 10 games before the All-Star Break for the fourth consecutive season (2016-current), becoming the fourth player in the Wild Card era (since 1995) to accomplish the feat, joining Roy Halladay from (7 from 2005-11), Max Scherzer (6 from 2013-18) and Greg Maddux (5 from 1997-2001) (per STATS Inc.).
- Was acquired by the Astros from the D-backs prior to the trade deadline on July 31.
- Went 8-1 with a 3.02 ERA (21ER/62.2IP) and seven quality starts in 10 total starts with Houston.
- Climbed the MLB all-time strikeout leaderboard, finishing the season at 26th all-time (2,622) career strikeouts...entered the season ranked 44th...surpassed seven Hall of Famers: Tom Glavine, Warren Spahn, Bob Feller, Tim Lincecum, Christy Mathewson, Don Drysdale and Jack Morris.
- Tallied his 2,500th career strikeout on May 21 at SD.
- Homered off Clayton Kershaw on June 24 vs. LAD...was the seventh time in MLB history that a Cy Young Award winner homered off a fellow Cy Young Award winner...joined Don Drysdale of the Dodgers as the only pitchers with multiple home runs off fellow Cy Young Award winners (source: Elias Sports Bureau).
- Earned his 200th career win on Aug. 18 at OAK...threw 7.0 innings, allowing one earned run, while striking out six batters...became the 115th pitcher in MLB history to reach 200 career wins.
- Threw 6.2 innings and allowed two earned runs on Aug. 23 vs. LAA, improving to 4-0 in his first four starts with Houston...became the third Astros pitcher to win each of his first four regular season starts with the club, joining Roger Clemens (7-0 in 2004) and Justin Verlander (6-0 from 2017-18).



- Improved to 16-5 with a victory on Sept. 14 at KC, throwing 6.0 innings and allowing one earned run, while striking out seven batters...with the win, secured at least one victory over all 30 MLB franchises in his career.
- Recorded his best start of the year in his final outing of the regular season, taking a no-hitter into the 9th inning on Sept. 25 at SEA...lost the no-hit bid with one out in the bottom of the 9th on a single to Austin Nola...threw a season-high 8.1 innings, allowing no runs while striking out nine batters, his highest total as an Astro.
- Retired each of the first 16 batters he faced before walking Dee Gordon during the bottom of the 6th inning on Sept. 25 at SEA...became the first Houston pitcher to have a no-hitter broken up in the 9th inning since Mike Scott on June 12, 1988 vs. ATL.

- POSTSEASON:** Made five starts in the postseason across the ALDS, ALCS and World Series, going 0-2 with a 4.68 ERA (13ER/25IP) and 25 strikeouts.
- ALCS VS. NYY:** Tossed a quality start in Game 1 (3ER/6IP), but took the loss...was his first quality start in the postseason since Game 5 of the 2015 NLDS vs. NYM...was his third-career Game 1 start.
- Worked out of a 1st-inning, bases-loaded jam to throw 4.1 innings of one-run ball in Houston's 8-3, Game 4 win at Yankee Stadium.
- WORLD SERIES VS. WSH:** Made six assists in his two World Series starts, the most assists by a pitcher in a single World Series since Greg Maddux made seven assists in the 1996 World Series.
- Five of his assists came during Game 7, most by a pitcher in a single World Series game since Greg Maddux had five assists in Game 2 of the 1996 WS.

2018 SEASON:

- Went 15-11 with a 3.21 ERA in 33 starts in his third season with the D-backs.
- Was named to his fifth All-Star Team.
- Named to the D-backs' 20th Anniversary Team.
- Fell 1 strikeout shy of what would have been his seventh career 200-strikeout season.
- Was one of six NL pitchers with 10+ wins before the All-Star Break.
- Rated by Baseball America as possessing the NL's Best Control.
- Ranked among NL leaders in walks per 9.0 innings (2nd, 1.86), innings (4th, 207.2), strikeout-to-walk ratio (5th, 4.63), quality starts (5th, 21), WHIP (6th, 1.08), wins (T-6th, 15), strikeouts (7th, 199) and ERA (10th, 3.20).
- Named NL Pitcher of the Month for July after going 4-0 with a 1.60 ERA (6ER in 33.2 IP), .208 opponent average, 35 strikeouts and five walks in five starts.

2017 SEASON:

- Went 17-7 with a 3.20 ERA and 215 strikeouts in his second season with the D-backs.
- Named to his fourth All-Star team.
- Finished fourth in the NL Cy Young Award voting.
- Ranked among NL leaders in wins (T-2nd), strikeout-to-walk ratio (4th, 4.78), WHIP (4th, 1.07), walks per 9.0 innings (4th, 2.00), innings (4th), strikeouts (5th), ERA (6th) and strikeouts per 9.0 (8th, 9.56).
- Ranked third in the NL and seventh in the Majors in WAR (5.3), trailing Chris Sale (8.1), Corey Kluber (7.5), Max Scherzer (5.9), Carlos Carrasco (5.7), Stephen Strasburg (5.6) and Luis Severino (5.5).
- POSTSEASON:** Made two starts in the postseason, taking a no-decision in the Wild Card Game vs. Colorado (4 ER/3.2IP), and suffering the loss NLDS Game 3 vs. LAD (3 ER/5.0 IP).

2016 SEASON:

- Named the D-backs Pitcher of the Year by the Arizona Chapter of the BBWAA.
- Won his third consecutive Rawlings Gold Glove Award
- Finished the year tied for second among pitchers with seven defensive runs saved (also: Dallas Keuchel and Masahiro Tanaka), one behind Bartolo Colon.
- Rated by Baseball America as having the Best Changeup in the NL and the second-best control.
- Ranked third among MLB starting pitchers with a 35.9 chase rate, trailing only Noah Syndergaard (36.5) and Masahiro Tanaka (36.5).
- Was the fifth pitcher in Arizona history to amass 10+ wins before the All-Star Break.
- Earned the win in eight straight decisions from May 17-Aug. 9.
- On June 23 at COL, became the first pitcher to score two runs and steal a base in the same game since Greg Maddux on May 3, 2004 at STL.
- Recorded his 2,000th strikeout on Aug. 24 vs. ATL (Freddie Freeman), becoming the 78th pitcher in MLB history to reach the mark...became the sixth-fastest active pitcher (385 games) to reach 2,000 strikeouts (source: STATS LLC)

2015 SEASON:

- Won his second-career ERA title (1.66), leading the Majors in ERA, winning percentage (.864, 19-3), WHIP (0.84) and quality starts (30).
- Ranked among the Major League leaders in opponent average (2nd, .187), wins (T-3rd, 19) and innings (5th, 222.2).
- Won his second straight Gold Glove Award.
- Finished as the runner-up to the Cubs' Jake Arrieta in the NL Cy Young Award balloting, collecting 10 of a possible 30 first-place votes.
- Was selected to his second straight All-Star Game.
- Set a career-high with 19 wins.
- Posted the lowest ERA by a Major League pitcher (1.66) since 1995 (Atlanta's Greg Maddux, 1.63).

- Tied a NL record by posting six consecutive scoreless starts from June 18-July 19, a record reached by Orel Hershiser and Don Drysdale.
- Had a scoreless innings streak of 45.2 innings, the fourth-best streak in the expansion era (since 1961).
- Tallied 200 strikeouts for second-straight season.
- Pitched at least 6.0 innings in each of his 32 starts.
- Made 12 scoreless starts, highest total by a NL pitcher since 1985 (John Tudor and Dwight Gooden with 13).
- Made 21 starts of one-or-fewer earned runs, the most by a NL pitcher since Bob Gibson had 24 in 1968.
- Was unbeaten during an 11-start stretch from June 18-August 16, going 8-0 with a 1.16 ERA (10 ER/77.2 IP).
- Set career-highs in at-bats (67), homers (2) and total bases (23) as a hitter
- **NLDS VS. NYM:** Made two starts in the NLDS vs. Mets, going 1-1 with a 3.29 ERA (5ER/13.2IP).
- Earned the win in the Game 2 (2ER/7.0IP).

2014 SEASON:

- Won 17 games in his second season with the Dodgers.
- Earned his second-career All-Star selection.
- Ranked among the NL leaders in wins (T-5th), strikeouts (T-5th, 207) and win percentage (7th, .680).
- Won his first-career NL Rawlings Gold Glove Award.
- Went 12-0 with a 1.74 ERA vs. the NL West...became the third pitcher since 1969 to post 10+ wins without a loss and an ERA of 1.75-or-better against divisional foes, joining Bret Saberhagen (12-0, 1.72 vs. AL West in 1989) and Chris Carpenter (11-0, 1.58 vs. NL Central in 2009).
- Averaged 9.21 strikeouts per 9.0 innings, the fifth-best mark in the NL.
- Recorded his fourth-career 200-strikeout season.
- Allowed two earned runs-or-fewer in 22 consecutive starts from July 30, 2013-May 22, 2014, the longest such streak in the Majors since at least 1914.
- **ALL-STAR GAME:** Tossed 1.0 scoreless frame in the All-Star Game as a reliever.
- **NLDS VS. STL:** Started Game 2, allowing just 2 hits and 7 strikeouts in 7.0 scoreless innings.

2013 SEASON:

- Went 15-4 record with a 2.63 ERA, the fourth-lowest mark in the NL.
- Led the NL with a .789 winning percentage and also ranked among the league leaders in wins (15, T-6th), opponent batting average (.234, T-13th) and WHIP (1.11, 10th).
- His 2.63 ERA was the second-best mark of his career, behind only his 2.16 ERA from his 2009 Cy Young year.
- Completed his third-consecutive errorless season.
- Won the NL Silver Slugger Award for pitchers after he led all pitchers with a .328 batting average, 19 hits, six walks (T-1st) and a .400 on-base percentage.
- His batting average was the highest by a Dodger pitcher since Orel Hershiser's .356 mark in 1993.
- Los Angeles went 22-6 in his 28 starts.
- Suffered a left fractured clavicle on April 11 at SD when Carlos Quentin charged the mound after he was hit by a pitch in the 6th inning...underwent surgery on April 13 to fix the injury...had a metal plate inserted to stabilize the fracture...was out for a month before making his next start on May 15.
- Recorded his only shutout of the year on July 13 vs. COL, allowing just two hits and striking out nine in the Dodgers 1-0 victory.
- Ended the season by going 7-1 with a 1.58 ERA (14ER/79.2IP) over his last 12 starts following July 30... during that span, ranked second in MLB in ERA.
- Posted a single-season, career-high seven-game winning streak from Aug. 5-Sept. 17, going 7-0 with a 1.61 ERA (11ER/61.2IP) in nine starts.
- Selected as the NL's Pitcher of the Month for August, as he was 5-0 in five starts, tying for the Major League lead in wins while posting a 1.23 ERA (5ER/36.2IP), which was good for the fourth-lowest mark among qualifying Major League pitchers.
- **POSTSEASON:** Went 1-1 with a 2.57 ERA in three postseason starts...limited opponents to a .189 batting average (14x74) with 17 strikeouts and just two walks in 21.0 innings.
- **NLCS VS. STL:** Had the best start of his postseason career in Game 1, allowing two runs on four hits with a postseason career-high 10 strikeouts in 8.0 innings in a no-decision (eventual 3-2 loss in 13 innings).

2012 SEASON:

- Went a combined 15-5 with a 3.48 ERA in 34 starts between the Brewers and Angels.
- Acquired by the Angels on July 27 in exchange for IF Jean Segura, RHP Johnny Hellweg and RHP Ariel Peña.
- Made a career-high 34 starts.
- Became the fourth pitcher in MLB history to win each of his first 15 home decisions with a new team.
- Went 7-3 with a 3.91 ERA (49 ER/112.2 IP) in 19 road starts, his first winning season on the road since 2009.
- Went 15-0 with a 2.93 ERA (48ER/147.2IP) at Miller Park in his two seasons with the Brewers...was the longest home winning streak in franchise history.
- Made starts in three consecutive team games (July 7-8 at HOU and July 13 vs. PIT), becoming the first pitcher to do this since Red Faber did so from Sept. 3-4, 1917.
- Lost his Angels debut on July 29 vs. TB, snapping a 19-game home win streak (2ER/7IP)...was his first home loss since July 26, 2010 vs. MIN, a span of 29 starts.
- Struck out 13 in just 5.0 innings on Sept. 25 vs. SEA, becoming the first pitcher since 1920 to record 13 strikeouts in a start of 5.0 innings or less...the 13 strikeouts were a season high...marked his 17th career double-digit strikeout game...tied an Angels club record (fifth time) with four strikeouts in the 4th.



2011 SEASON:

- Went 16-6 with a 3.83 ERA in 28 starts during his first season with Milwaukee, his first full campaign in the National League.
- Produced 19 quality starts with the Brewers, going 21-7 in his starts.
- Tied his career high for wins (2009) and ranked tied for sixth in the NL in that category.
- Ranked seventh overall in the National League in strikeouts (201)...joined Yovani Gallardo (207) as the first pair of Brewers teammates to record at least 200 strikeouts in the same season.
- Made five starts with double-digit strikeouts, all 10-strikeout games.
- Went 11-0 with a 3.13 ERA in 15 home starts (33ER/95IP)...became just the 14th pitcher in modern Major League history (since 1900) to win at least 10 games at home without a loss in a single season.
- Set a Milwaukee club-record home winning streak...the previous mark of 8-0 was shared by Cal Eldred (1991-92) and John Axford (2010-11).
- Posted a 5.66 ERA over his first 12 starts (43ER/68.1IP)... posted a 2.61 ERA over his final 16 starts (30ER/103.1IP).
- Began the year on the 15-day disabled list with a fractured left rib, an injury he suffered in Spring Training during a game of pickup basketball...made rehab starts with Class A Brevard County (1g) and Triple A Nashville (2g) before his activation on May 4.
- Made his Brewers debut in the second game of a doubleheader on May 4 at ATL (4ER/4IP).
- Earned his first win as a Brewer in a 4-3 victory on May 9 vs. SD (2ER/6.0IP).
- Belted his second career home run on May 25 vs. WSH with a solo shot off Jason Marquis...also struck out 10 batters over 7.0 innings in the 6-4 win.
- Named Brewers Pitcher of the Month for July (1-1, 2.27 ERA) and August (5-1, 3.02 ERA).
- **POSTSEASON:** Made three starts during the postseason, going 1-1 with a 6.48 ERA (12ER/16.2IP).
- **NLCS VS. STL:** Started Game 1 and earned his first career postseason victory in the 9-6 win (6ER/6IP).

2010 SEASON:

- Went 10-14 with a 4.17 ERA in 33 starts with Kansas City.
- Ranked seventh in the American League in innings pitched with 220.0...reached the 200-inning plateau for the third consecutive season..
- Pitched at least 8.0 innings in 10 starts, including three complete games.
- **OPENING DAY:** Made the first Opening Day start of this career on April 5 vs. DET (1ER/6.0IP)...did not factor into the decision in the Royals 8-4 loss.
- Was traded to Milwaukee, along with SS Yuniesky Betancourt and cash, in exchange for SS Alcides Escobar, OF Lorenzo Cain, RHP Jeremy Jeffress and RHP Jake Odorizzi on Dec. 19.

2009 SEASON:

- Won the AL Cy Young Award after going 16-8 with a 2.16 ERA in 33 starts while setting career bests in every major pitching category.
- Became the third Royals pitcher to win the Cy Young Award, joining Bret Saberhagen (1985 and 1989) and David Cone (1994).
- Was an All-Star for the first time in his career.
- Was named American League Pitcher of the Week for the weeks of April 13-19 and Aug. 24-30.
- Led the Majors with a 2.16 ERA and held opponents to a .230 batting average, which ranked second in the AL behind Felix Hernandez (.227).
- Ranked tied for second in MLB in quality starts (26) and complete games (6)...ranked second in shutouts (3) and strikeouts (242)...in the AL, was fifth in innings pitched (229.1) and tied for seventh in wins (16).
- Was named American League Pitcher of the Month for April, going 5-0 with a 0.50 ERA in five starts (2ER/36IP).
- Did not allow an earned run in any of his first four starts, winning each contest (0ER/29IP).
- Posted a franchise-record 43.0 consecutive innings without allowing an earned run, which dated back to his final two starts of 2008 and included his first four starts of 2009...the streak was broken in the first inning of his start on April 29 vs. TOR.
- Joined Don Drysdale (1968) and Orel Hershiser (1988) as the only pitchers in Major League history to put together six consecutive starts without allowing an earned run.
- From April 8-May 4 recorded a career-best six-game winning streak over his first six starts of the season, posting a 0.40 ERA (2ER/45IP).
- Became just the third pitcher in Major League history to win each of his first six starts of the season with an ERA of 0.40-or-lower, joining Walter Johnson (1913) and Fernando Valenzuela (1981).
- Went 8-1 with a 0.84 ERA over his first 10 starts (7ER/75IP)...joined Hoyt Wilhelm (1959) and Juan Marichal (1966) as the only pitchers since 1920 to post a sub-1.00 ERA through their first 10 starts of a season.
- Struck out a Royals franchise-record 15 batters a 6-2 win on Aug. 25 vs. CLE over 8.0 innings pitched.
- Tossed a one-hit shutout in a 3-0 victory on Aug. 30 at SEA...allowed a walk to Bill Hall and a single to Kenji Johjima in the 2nd inning before setting down 22 consecutive batters to end the game.
- Became just the fourth pitcher since 1900 to follow a 15-strikeout game with a one-hitter...also Vida Blue (1971), Randy Johnson (1998) and Pedro Martinez (1999).

2008 SEASON:

- Went 13-10 with a 3.47 ERA in 32 starts with Kansas City.
- Ranked tied for second in the AL in quality starts with 23.
- Ranked among the American League leaders in strikeouts (T-5th, 183) and ERA (10th, 3.47).
- Reached 200+ innings (202.1) for the first time in his career.
- Tossed his only complete game of the season in a 5-1 victory on April 14 at SEA, throwing a five-hitter (1 BB, 4K).
- Posted a 1.60 ERA over his last eight starts, going 4-2 (9ER/50.2IP).

2007 SEASON:

- Posted a 7-7 record with a 3.69 ERA and one save in 52 games (14 starts) with Kansas City.
- Went 3-6 with a 3.80 ERA (29ER/68.2IP) as a starter and 4-1 with a 3.54 ERA (21ER/53.1IP) as a reliever.
- Began the year going 1-4 with a 5.71 ERA (22ER/34.2IP) in seven starts before moving to the bullpen... returned to the rotation on Aug. 24 and went 2-2 with a 1.85 ERA (7ER/34IP) in seven starts to end the season.
- Produced four quality starts.
- The Royals went 5-9 in his 14 starts.
- Notched the first save of his pro career on June 29 vs. CWS.
- Put together the first double-digit strikeout game of his career in a 3-0 win on Sept. 20 vs. CWS...had 10 strikeouts over 8.0 innings pitched.

2006 SEASON:

- Opened the season on the 60-day disabled list for personal reasons.
- Pitched in three Major League games with Kansas City, all during September...went 1-0 with a 4.26 ERA (3ER/6.1IP), three walks and five strikeouts in those three relief outings.
- Made his season debut on June 2 with Double A Wichita on a rehab assignment...was reinstated from the disabled list on June 21 and optioned to Wichita.
- Was recalled by Kansas City on Sept. 19.
- Went 8-3 with a 4.34 ERA in 18 games (17 starts) at Wichita and was named Wichita Pitcher of the Year.

2005 SEASON:

- In his first full season in the Majors, went 5-17 with a 5.80 ERA in 33 starts with Kansas City.
- Led the AL in losses.
- Ranked among the AL leaders in earned runs allowed (T-2nd, 118), runs allowed (4th, 125), hits allowed (T-4th, 233) and hit batters (T-4th, 13).
- Threw the first complete game of his career in a 3-1 loss on May 10 at TOR (3ER/8IP).
- Belted his first career home run on June 10 at ARI with a solo shot off Russ Ortiz.
- His other complete game came in a rain-shortened 5-0 loss on July 3 vs. LAA (5ER/5IP).

2004 SEASON:

- Went 8-11 with a 3.97 ERA in 24 starts with the Royals after getting called to the Majors in May.
- Was named Royals Pitcher of the Year, joining Dennis Leonard (1975) as the only rookies to receive the honor.
- Had his contract selected by Kansas City on May 22.
- Went 2-8 with a 4.77 ERA in his first 12 starts (38ER/71.2IP) with the Royals, and 6-3 with a 3.19 ERA in his last 12 starts (26ER/73.1 IP).
- Began the season at Triple A Omaha, where he went 1-1 with a 2.51 ERA in six starts.
- Made his Major League debut on May 22 at OAK and received no decision in the 5-4 loss (2ER/5IP)...his first-career strikeout victim was Eric Byrnes...was the youngest active player in the Major Leagues (20 years, 7 months, 1 day) at the time of his debut.
- Earned his first Major League victory in a 4-2 win on June 8 vs. MTL in what was his fourth start.

MINOR LEAGUE CAREER:

- Was named the **2003** Sporting News Minor League Pitcher of the Year and Royals Minor League Pitcher of the Year after going 15-4 with a 1.93 ERA in 23 starts between Class A Wilmington and Double A Wichita.
- Was named 2003 Carolina League Player of the Year at Wilmington after going 11-1 with a 1.14 ERA in 14 starts while holding opponents to a .178 batting average.
- Started the 2003 California-Carolina League All-Star Game.
- Struck out two and pitched a perfect 4th inning in the 2033 All-Star Futures Game.
- Was selected as the top prospect in the Carolina League in 2003, according to *Baseball America*.
- Was promoted to Double A Wichita in July of 2003 and went 4-3 with a 3.23 ERA in nine starts.
- After being selected by Kansas City in the first round (sixth overall) of the **2002** First-Year Player Draft, began his pro career in the Royals system by going 0-0 with a 3.97 ERA in 6 games (five starts) between Rookie Level Gulf Coast League Royals, Class A Spokane and Class A Wilmington.
- Following the 2002 season, pitched in the Puerto Rican Winter League.



COACHING STAFF

GREINKE

PLAYER DEVELOPMENT

2020 REVIEW

OPPONENTS

HISTORY AND RECORDS

SPRING TRAINING

MEDIA INFORMATION

MINUTE MAID PARK

PERSONAL:

- Zack and his wife, Emily, reside in Orlando, Fla., with their children, Bode and Griffin.

DONALD ZACHARY GREINKE

Year	Team	W	L	ERA	G	GS	CG	SHO	SV	IP	H	R	ER	HR	HB	BB	SO	WP	BK	AVG
2002	GCL Royals (R)	0	0	1.93	3	3	0	0	0	4.2	3	1	1	0	0	3	4	1	0	.200
	Spokane (A)	0	0	1.93	3	3	0	0	0	4.2	3	1	1	0	0	3	4	1	0	.200
	Wilmington (A)	0	0	0.00	1	0	0	0	0	2.0	1	0	0	0	0	0	0	0	0	.167
2003	Wilmington (A)	11	1	1.14	14	14	3	1	0	87.0	56	16	11	5	2	13	78	1	0	.178
	Wichita (AA)	4	3	3.23	9	9	0	0	0	53.0	58	20	19	5	3	5	34	0	0	.286
2004	Omaha (AAA)	1	1	2.51	6	6	0	0	0	28.2	25	8	8	2	2	6	23	2	1	.234
	KANSAS CITY	8	11	3.97	24	24	0	0	0	145.0	143	64	64	26	8	26	100	1	1	.256
2005	KANSAS CITY	5	17	5.80	33	33	2	0	0	183.0	233	125	118	23	13	53	114	4	2	.309
2006	Wichita (A)	8	3	4.34	18	17	1	0	0	105.2	233	125	118	23	13	53	114	4	2	.309
	KANSAS CITY	1	0	4.26	3	0	0	0	0	6.1	7	3	1	0	3	5	0	0	0	.280
2007	KANSAS CITY	7	7	3.69	52	14	0	1	1	122.0	122	52	50	12	3	36	106	3	1	.265
2008	KANSAS CITY	13	10	3.47	32	32	1	0	0	202.1	202	87	78	21	4	56	183	8	1	.257
2009	KANSAS CITY	16	8	2.16	33	33	6	3	0	229.1	195	64	55	11	4	51	242	5	0	.230
2010	KANSAS CITY	10	14	4.17	33	33	3	0	0	220.0	219	114	102	18	7	55	181	4	0	.260
2011	Brevard County (A)#	0	0	0.00	1	1	0	0	0	3.0	1	0	0	0	0	0	4	0	0	.100
	Nashville (AAA)#	0	1	4.70	2	2	0	0	0	7.2	10	4	4	1	0	2	9	0	0	.333
	MILWAUKEE	16	6	3.83	28	28	0	0	0	171.2	161	82	73	19	4	45	201	10	0	.333
2012	MILWAUKEE	9	3	3.44	21	21	0	0	0	123.0	120	49	47	7	0	28	122	4	0	.254
	MILWAUKEE-AL	6	2	3.53	13	13	0	0	0	89.1	80	35	35	11	2	26	78	4	0	.242
2013	LOS ANGELES-NL	15	4	2.63	28	28	1	1	0	177.2	152	54	52	13	7	46	148	5	0	.234
	Rancho Cucamonga (A) 0	0	0	6.23	1	1	0	0	0	4.1	6	8	3	1	0	0	4	0	0	.286
2014	LOS ANGELES-NL	17	8	2.71	32	32	0	0	0	202.1	190	69	61	19	2	43	207	12	0	.247
2015	LOS ANGELES-NL	19	3	1.66	32	32	1	0	0	222.2	148	43	41	14	5	40	200	7	0	.187
2016	ARIZONA	13	7	4.37	26	26	1	1	0	158.2	161	80	77	23	0	41	134	1	0	.262
	AZL D-Backs (R)#	0	1	0.00	1	1	0	0	0	3.0	4	1	0	0	0	0	5	0	0	.308
	Reno (AAA)#	0	1	9.00	1	1	0	0	0	5.0	9	5	5	2	0	2	5	1	0	.391
2017	ARIZONA	17	7	3.20	32	32	1	0	0	202.1	172	80	72	25	0	45	215	12	0	.230
2018	ARIZONA	15	11	3.21	33	33	0	0	0	207.2	181	77	74	28	6	43	199	4	0	.231
2019	ARIZONA	10	4	2.90	23	23	0	0	0	146.0	175	73	68	21	4	30	187	1	0	.220
	HOUSTON	8	1	3.02	10	10	0	0	0	62.2	58	25	21	6	1	9	52	1	1	.246
2020	HOUSTON	3	3	4.03	12	12	0	0	0	67.0	67	30	30	6	1	9	67	3	0	.256
MINOR LEAGUE TOTALS		24	11	3.09	59	57	4	1	0	308.2	278	120	106	28	13	58	265	12	1	.239
MAJOR LEAGUE TOTALS		208	126	3.37	500	459	16	5	1	2939.0	2728	1181	1100	298	70	676	2689	89	6	.245

#Rehab Assignment

WILD CARD RECORD

Year	Team/Opponent	W	L	ERA	G	GS	CG	SHO	SV	IP	H	R	ER	HR	HB	BB	SO	WP	BK	AVG
2017	ARI/COL	0	0	9.82	1	1	0	0	0	3.2	6	4	4	0	0	1	1	0	0	.353
2020	HOU/MIN	0	0	2.25	1	1	0	0	0	4.0	2	1	1	0	0	3	1	0	0	.143
TOTALS		0	0	5.87	2	2	0	0	0	7.2	8	5	5	0	0	4	2	0	0	.258

DIVISION SERIES RECORD

Year	Team/Opponent	W	L	ERA	G	GS	CG	SHO	SV	IP	H	R	ER	HR	HB	BB	SO	WP	BK	AVG
2011	MIL/ARI	0	0	7.20	1	1	0	0	0	5.0	8	4	4	3	0	0	7	0	0	.364
2013	LAD/ATL	0	1	3.00	1	1	0	0	0	6.0	4	2	2	0	0	0	3	0	0	.182
2014	LAD/STL	0	0	0.00	1	1	0	0	0	7.0	2	0	0	0	0	1	2	7	1	.087
2015	LAD/NYM	1	1	3.29	2	2	0	0	0	13.2	11	5	5	3	0	1	17	0	0	.229
2017	ARI/LAD	0	1	5.40	1	1	0	0	0	5.0	4	3	3	2	0	5	4	0	0	.222
2019	HOU/TB	0	1	14.73	1	1	0	0	0	3.2	5	6	6	3	1	1	5	0	0	.313
2020	HOU/OAK	0	0	7.71	1	1	0	0	0	4.2	5	4	4	2	0	1	4	0	0	.278
TOTALS		1	4	4.80	8	8	0	0	0	45.0	39	24	24	13	2	10	47	1	0	.234

CHAMPIONSHIP SERIES RECORD

Year	Team/Opponent	W	L	ERA	G	GS	CG	SHO	SV	IP	H	R	ER	HR	HB	BB	SO	WP	BK	AVG
2014	LAD/STL	1	1	6.17	2	2	0	0	0	11.2	15	11	8	1	1	4	6	0	0	.288
2013	LAD/STL	1	0	2.40	2	2	0	0	0	15.0	10	4	4	0	0	2	14	0	0	.192
2019	HOU/NYY	0	1	3.48	2	2	0	0	0	10.1	10	4	4	2	0	4	11	1	0	.250
2020	HOU/TB	1	0	3.00	1	1	0	0	0	6.0	5	2	2	1	0	1	7	0	0	.227
TOTALS		3	2	3.77	7	7	0	0	0	43.0	40	21	18	4	1	11	38	1	0	.241

WORLD SERIES RECORD

Year	Team/Opponent	W	L	ERA	G	GS	CG	SHO	SV	IP	H	R	ER	HR	HB	BB	SO	WP	BK	AVG
2019	HOU/WSH	0	0	2.45	2	2	0	0	0	11.0	9	3	3	1	0	5	9	0	0	.231

GREINKE CAREER TRANSACTIONS

- Selected by Kansas City in the first round (sixth overall pick) of the June 2002 draft.
- On Disabled List, April-June 21, 2006 (personal reasons).
- On Suspended List, Aug. 10-15, 2008.
- Acquired by Milwaukee from Kansas City along with IF Yuniesky Betancourt and cash in exchange for OF Lorenzo Cain, IF Alcides Escobar, RHP Jeremy Jeffress and RHP Jake Odorizzi on Dec. 9, 2010.
- On Disabled List, March 22-May 4, 2011 (fractured left rib).
- Acquired by the Los Angeles (AL) from Milwaukee in exchange for RHP Johnny Hellweg, RHP Ariel Pena and IF Jean Segura on July 27, 2012.
- Signed a six-year contract with Los Angeles (NL) as a free agent on Dec. 10, 2012.
- On Disabled List, April 12-May 15, 2013 (broken left collarbone).
- Declined his mutual option with Los Angeles (NL) and declared free agency on Nov. 4, 2015.
- Signed a six-year contract with Arizona as a free agent on Dec. 8, 2015.
- On Disabled List, June 28-Aug. 9, 2016 (strained left oblique).
- Acquired by Houston from Arizona in exchange for IF Seth Beer, RHP J.B. Bukauskas, RHP Corbin Martin and IF Josh Rojas on July 31, 2019.

GREINKE CAREER HIGHS

Longest Winning Streak:	9 -- Sept. 13, 2008-May 4, 2009
Longest Losing Streak:	5 -- June 13, 2004-July 6, 2004
Strikeouts:	15 -- August 25, 2009 vs. Cleveland
Walks:	7 (2x) -- last, July, 3, 2013 at Colorado
Innings (starter):	9 (10x) -- last, June 6, 2016 vs. Tampa Bay
Innings (relief):	4 -- June 14, 2007 vs. St. Louis
Low-Hit Game (CG):	1 -- August 30, 2009 at Seattle



YULI GURRIEL

Born: 6/9/84 in Sancti Spiritus, Cuba

Opening Day Age: 36

Contract Status: Signed through 2021

Acquired: Signed as a free agent on July 16, 2016.

Resides: Miami, FL

ML Service: 4.043

10

IF

B/T	HEIGHT	WEIGHT
R/R	6'0"	215

COACHING STAFF

GURRIEL

CAREER HIGHLIGHTS

- Versatile first baseman has batted .287 (565x1971) with 135 doubles, five triples, 71 home runs, 301 RBI, 14 steals and a .792 OPS (.324 OBP/.468 SLG) in 512 career games in the Major Leagues across five seasons with the Astros (2016-20).
- Has been one of the top contact hitters in the Majors since debuting in 2016...his career 10.8% strikeout rate (229SO/2116PA) is the third-lowest mark in the Majors since his arrival in 2016 (min. 2000PA), behind Andrelton Simmons (8.9%) and Joe Panik (9.7%).
- Has set MLB records for career RBI (25) and doubles (12) in the postseason by a Cuban-born player...has recorded 51 hits in the postseason in his career, tying Yasiel Puig for the most hits in the postseason all-time by a Cuban-born player.
- Recorded his 80th career double in his 300th game in the Majors on Sept. 17, 2018...set a Major League record for doubles by a Cuban-born player within his first 300 games.
- In 2017, finished fourth in the AL Rookie of the Year voting and was named the Astros Rookie of the Year by the Houston Chapter of the BBWAA...set franchise rookie records for doubles (43), total bases (257), extra-base hits (62) and slugging percentage (.485)...his 43 doubles were the most by an AL rookie since Nomar Garciaparra hit 44 in 1997.
- A natural third baseman, has worked to become one of the game's top defensive first basemen...since the 2017 season, his seven defensive runs saved rank second among AL first basemen behind only Matt Olson of the A's...in 2017, led all Major League first basemen in total 'scoops' with 51, per STATS LLC, while ranking third in successful scoop percentage (87.9%)...in 2018, finished fourth among AL first basemen in scoop percentage with an 86.1% mark.
- His 21 hits in the 2017 postseason marked the second-most recorded all-time by a rookie in a single postseason...fell one hit shy of Derek Jeter's record set in 1996...his 21 hits also marked the most by a Cuban-born player in a single postseason in MLB history...also set MLB records for extra-base hits (10) and doubles (7) by a rookie in a single postseason.
- Spent parts of 15 seasons playing in Cuba's Serie Nacional for Sancti Spiritus (2001-13) and Industriales (2014-15)...won league MVP honors twice (2005, 2006)...also played the latter part of the 2014 season in the Japan Central League with Yokohama...between both foreign leagues, hit .335 (1585x4735) with 250 homers, 1,018 RBI, 121 stolen bases and a .997 OPS (.417 OBP/.580 SLG).

NOTES

- Is the son of Cuban Serie Nacional star, Lourdes Gurriel, who managed Yulieski during his career in Cuba...is the brother of Yulieski Gurriel and Toronto Blue Jays infielder Lourdes Gurriel Jr., who both also played in the Serie Nacional.
- Internationally, played for the Cuban National Team, which won the gold medal in the 2004 Olympics and the silver in the 2008 Olympics...also represented Cuba in the 2006, 2009 and 2013 World Baseball Classics...was named to the 2006 World Baseball Classic All-Tournament Team...also played with the Cuban National Team in the Baseball World Cup, International Cup, Pan American Games and Central American and Caribbean Games.
- Was one of nine Cuban players signed or acquired by the Astros from 2015-16, joining OF Yordan Alvarez, RHP Rogelio Armenteros, OF Norberto Castellanos, CF Alejandro Garcia, LHP Cionel Pérez, RHP Yoanys Quiala, SS Anibal Sierra and RHP Carlos Sierra.
- Became the eighth Cuban-born player (fourth position player) to play in the Majors with Houston...also: OF Roman Mejias (1962), LHP Mike Cuellar (1965-68), RHP Aurelio Monteagudo (1966), IF Marty Martinez (1969-71), OF Sandy Valdespino (1969), RHP Oscar Zamora (1978) and LHP Raul Valdes (2014).
- On Sept. 29, 2020, signed a one-year contract extension for the 2021 season that includes a club option for 2022...originally signed a five-year Major League free agent contract with the Astros on July 16, 2016..

PLAYER DEVELOPMENT

2020 REVIEW

OPPONENTS

HISTORY AND RECORDS

SPRING TRAINING

MEDIA INFORMATION

MINUTE MAID PARK

2020 SEASON:

- Posted a .232 batting average and a .658 OPS in 57 games in the pandemic-shortened 2020 campaign.
- **OPENING DAY:** Started at first base on Opening Day for the third time in his career (also 2017 and 2019).
- Posted his best month of the season in August, batting .305 (29x95) with 10 doubles, one triple, four home runs, 11 RBI and a .904 OPS (.346 OBP / .558 SLG) in 25 games.
- Became the first Cuban-born player in Astros history to reach 300 career RBI, which he accomplished on Sept. 12. at LAD...became the 25th Cuban-born player in MLB history to reach this mark.
- **POSTSEASON:** Recorded a .114 batting average (5x44) in the postseason.
- Signed a one-year contract extension with a club option for the 2022 season on Sept. 29.

2019 SEASON:

- Set career highs in games (144), at-bats (564), runs (85), hits (168), homers (31), RBI (104), walks (37), on-base percentage (.343), slugging percentage (.541) and OPS (.884).
- At 35 years old, became the oldest player in club history to have a season with 40+ doubles, 30+ HR and 100+ RBI, besting Jeff Bagwell's age-33 season in 2001...became the third-oldest player in MLB history with a season like this, behind David Ortiz' age-40 season in 2016 and Vinny Castilla's age-36 season in 2004.
- Became the fifth Cuban-born player in MLB history to reach 40 doubles, 30 HR and 100 RBI in a season... joined Jose Abreu (2017), Yoenis Cespedes (2015), Kendrys Morales (2009), Rafael Palmeiro (1993, 1996).
- Showed his versatility, playing multiple positions around the diamond...played in 110 games at first base (104 starts), 42 games at third base (36 starts) and four games at second base (2 starts).
- Among AL players, ranked tied for fifth in doubles and ninth in RBI.
- Posted a career-best 86.3% contact rate, the eighth-best mark in the AL.
- Recorded a 10.6% strikeout rate, the fourth-lowest mark in the AL.
- Batted .438 (7x16) with two grand slams with the bases loaded.
- Received an AL Player of the Month award (July) and an AL Player of the Week award (July 1-7).
- Was batting .258 with a .681 OPS entering June 23... from June 23 through the end of the season, hit .338 (95x281) with 22 doubles, 26 homers, 72 RBI and a 1.087 OPS (.393 OBP/.694 SLG) over his final 73 games... in that span, ranked fifth in the Majors in homers, third in OPS, third in batting average, tied for second in RBI and second in slugging percentage.
- **OPENING DAY:** Made his second-career Opening Day roster and started on Opening Day at first base (2x4), his second-career Opening Day start.
- On April 6 vs. OAK, tied the Minute Maid Park record for doubles in a game (3).
- Fell a triple shy of the cycle on April 12 at SEA, going 3x5 with a double and agrand slam...was his fourth-career grand slam (last, Sept. 21, 2018 vs. LAA)..
- Went 41 consecutive plate appearances without a strikeout from May 31-June 11.
- Recorded his first career walkoff home run and second career walkoff hit on June 28 vs. SEA.
- Hit a walkoff double on June 29 vs. SEA, his second-straight game with a walkoff hit...became the first Astros player with walkoff hits in consecutive games since Geoff Blum (walkoff singles from June 10-11, 2009 vs. CHC).
- On July 2 at COL, went 3x5 with two home runs, a double and four RBI...hit a go-ahead two-run homer in the 7th inning...was his second-career multi-HR game (also Sept. 21, 2018 vs. LAA).
- Homered in five consecutive games from July 2-7, becoming the fifth Astros player in club history to homer in five straight games, joining Jose Altuve (2019), Morgan Ensberg (2006), Carlos Beltrán (2004), and Cliff Johnson (1975).
- Recorded an RBI in seven straight games from June 28-July 7, the longest streak by an Astros player since Marwin Gonzalez (eight games from July 2-14, 2017).
- Had an 11-game hitting streak from June 23-July 7, in which he hit .400 (18x45) with three doubles, nine home runs and 15 RBI...per the Elias Sports Bureau... became the third player in club history to hit nine homers in an 11-game span, joining Jeff Bagwell (2000) and Glenn Davis (1990).
- Hit 11 homers in a 15-game span from June 23-July 14, joining Richard Hidalgo (Sept. 2000) as the only players in club history to accomplish this (Elias Sports).
- Posted an extra-base hit in 10 straight home games from June 28-July 23, which marked a franchise record, previously held by Carlos Lee (9 games in 2011).
- Was named the AL Player of the Month for July, his first-career monthly award...during the month, ranked tied for first among AL players in hits (39), second in batting (.398), second in HR (12), second in RBI (31), second in SLG (.837), and second in OPS (1.264).
- Was named the AL Player of the Week for the week of July 1-7...was his second-career weekly award (also Sept. 17-23, 2018)...hit .429 (9x21) with six homers and 13 RBI in five games during the week.
- Homered in five-straight games at Minute Maid Park from July 5-20, which tied the longest streak in the venue's history with Morgan Ensberg (April 10-21, 2005).
- Set a club record for homers in a single July with 12... fell one shy of the record for homers in any single month, which was set by Jeff Bagwell in June of 1994.
- Posted 31 RBI in July, tied for the second-most in franchise history for a single July with Bagwell and Derek Bell, who both reached 31 in July of 1995.



- Posted a career-long 18-game hitting streak from July 12-31.
- On Aug. 8 vs. COL went 2x4 with a three-run double, three-run homer and a career-high 8 RBI...tied the Astros franchise record for RBI in a single game, set by J.R. Towles on Sept. 20, 2007...set a Minute Maid Park record for RBI in a game, topping Gurriel's previous record of seven RBI that he set on Sept. 21, 2018 vs. LAA...tied a Major League record for RBI by a Cuban-born player in a single game, joining Yasmani Grandal (May 7, 2015 at MIL) and Jose Canseco (June 13, 1994 vs. SEA).
- Joined Jeff Bagwell as the only Astros players ever to have multiple games with at least seven RBI.
- Tied a Major League record for RBI during a two-game series (11) during the Colorado series (Aug. 7-8), also reached by Vladimir Guerrero (June 2004 vs. BOS), Travis Hafner (July 2004 at ANA) and Cal Ripken Jr. (May 1996 at SEA).
- Tied the franchise record for RBI in a single series of any length, matching Jeff Bagwell's record of 11 RBI set during a 3-game series at KC in July of 2001.
- On Aug. 8, had his fifth-straight game with a homer against the Rockies...hit seven total homers across those five games, which was the longest streak by a Major Leaguer vs. Colorado since Giancarlo Stanton's five-game streak with a homer from 2016-17.
- **POSTSEASON:** Batted .250 (18x72) with a team-best 13 RBI and five strikeouts in the postseason...marked the fifth-most RBI by an Astro in a single postseason.
- **WORLD SERIES VS. WSH:** Posted his 12th-career postseason double in Game 2, giving him the second-most doubles in Astros franchise history behind George Springer's 14.
- Homered in Game 7, his eighth-career extra-base hit in the Fall Classic, the most in MLB history by a Cuban-born player.

COACHING STAFF

GURRIEL

PLAYER AND DEVELOPMENT

2018 SEASON:

- In his second full MLB season, set career highs in runs (70), walks (23) and RBI (85)
- Named AL Player of the Week (Sept. 16-23).
- Showed his versatility, playing multiple positions around the diamond...played in 109 games at first base (99 starts), 21 games at third base (13 starts), 15 games at second base (11 starts) and two games at shortstop (1 start).
- Batted .403 (56x139) with runners in scoring position, the second-best mark in the Majors behind Joe Mauer (.407, 22x81).
- Set a new club record for batting average w/RISP in a single season, besting Jose Cruz and his .389 (49x126) mark set in the 1986 season.
- Underwent successful left hand surgery to remove the hook of the hamate bone on March 28...the procedure was performed by Dr. Thomas Mehlhoff at Texas Orthopedic Hospital.
- Began the season on the Restricted List and served a five-game suspension...placed on the 10-day DL on April 3...activated from the DL on April 13.
- Hit his second-career grand slam on June 24 vs. KC...led off the 2nd inning with a double before hitting a grand slam later in the inning, becoming the first Astros player with two hits, including a grand slam, in the same inning since George Springer on June 24, 2016 at KC.
- Recorded his first-career walkoff hit on July 5 vs. CWS, an RBI-single in the bottom of the 9th inning.
- Posted a career-long 13-game hitting streak from July 3-20.
- Hit his 80th career double on Sept. 17 vs. SEA in what was his 300th career game in the Majors...the 80 doubles marked the most by a Cuban-born player within his first 300 career games in the Major Leagues.
- Went 3x4 with two homers and seven RBI on Sept. 21 vs. LAA, his first-career multi-homer game...set a career-high in RBI, which were also a new Minute Maid Park record.
- His seven RBI on Sept. 21 marked the most RBI by an Astro since J.R. Towles recorded a club-record eight RBI on Sept. 20, 2007 at STL.
- Also tied a club record for RBI by a first baseman in a single game, a mark Jeff Bagwell reached twice (July 7, 2001 at KC, Aug. 13, 2000 at PHI).
- On Sept. 21, he and his brother Lourdes Gurriel Jr. became the first set of brothers in MLB history to record multiple homers on the same day (Elias Sports Bureau)...became the fourth pair of brothers ever to combine for four homers on the same day (STATS, Inc.)...also Cal Ripken Jr. (3HR) and Billy Ripken (1HR) on May 28, 1996, Dom DiMaggio (1HR) and Joe DiMaggio (3HR) on June 20, 1948, and Bob Meusel (1HR) and Irish Meusel (3HR) on July 1, 1925.
- Was named AL Player of the Week for the week of Sept. 16-23...during the week, hit .433 (13x30) with three doubles, three homers, 10 RBI and a 1.267 OPS (.433 OBP/.833 SLG) in seven games, five of which were Astros victories...among AL players during the week, ranked first in RBI, tied for first in hits and tied for second in both runs scored (8) and total bases (25)...was his first-career weekly award.
- Finished the three-game series against the Angels from Sept. 21-23 with 10 RBI, falling one RBI short of the club record for RBI in a three-game series.
- **POSTSEASON:** Hit .226 (7x31) with two doubles, one homer and three RBI in eight games.
- **ALCS VS. BOS:** Hit a three-run homer in Game 1.
- Doubled in Game 5 for his 13th-career extra-base hit in the postseason, surpassing Hall of Famer Tony Perez for the most by a Cuban-born player in MLB history.

2020 REVIEW

OPPONENTS

HISTORY AND RECORDS

SPRING TRAINING

MEDIA INFORMATION

MINUTE MAID PARK

2017 SEASON:

- 33-year-old was still considered a rookie because he recorded 130 at-bats in 2016, falling one at-bat shy of exceeding the MLB rookie threshold.
- Set franchise rookie records for doubles (43), total bases (257), extra-base hits (62) and slugging (.485)...broke the record for extra-base hits and doubles set by Hunter Pence (56 XBH, 30 doubles) in 2007, the record for total bases set by Joe Morgan (251) in 1965 and the record for slugging percentage set by Jeff Bagwell (.437) in 1991.
- Led the Astros and all Major League rookies with 43 doubles, which also ranked tied for seventh in the AL...tied for the ninth-most doubles by a rookie in AL history, and the most by an AL rookie since Nomar Garciaparra hit 44 in 1997.
- Led all MLB rookies in batting average, ranking second among AL rookies in extra-base hits (62) and hits (158), and third in runs (69) and OPS (.817).
- Finished seven RBI shy of the franchise rookie record set by Jeff Bagwell (82) in 1991...marked the second-most RBI ever hit by a rookie in club history.
- His .817 OPS was the second-best mark by a rookie in club history behind Bagwell's 1991 season (.824).
- Struck out just 62 times in 564 plate appearances, giving him the fifth-lowest strikeout rate in the Majors (11%), and the third-lowest in the AL...was the lowest strikeout rate by an Astros rookie since Bill Doran posted a 10.7% mark in 1983.
- Saw just 3.42 pitches per plate appearance, the lowest mark in the Major Leagues.
- Hit above .300 in all but one month (May)...hit .329 in April, .309 in June, .304 in July, .323 in August and .319 in September.
- Hit 39 doubles as a first baseman, the fourth-highest single season total by a first baseman in club history...marked the most since Lance Berkman hit 46 doubles as a first baseman in 2008.
- **OPENING DAY:** Made his first career Opening Day roster and start...started at first base on April 3 vs. SEA...at 32 years, 298 days old, became the oldest Astros rookie to start on Opening Day.
- Recorded 24 doubles prior to the All-Star Break, the most in club history by a rookie...the last rookies to record 24 doubles prior to the All-Star Break were Geovany Soto and Daniel Murphy in 2008.
- Recorded multiple extra-base hits and multiple RBI in three straight games from July 1-4, becoming the first player in club history with a three-game streak of multiple extra-base hits and multiple RBI.
- Set a career-high for hits on July 21 at BAL, going 4x5 with a homer and two RBI...per Elias, became the oldest player to record his first four-hit game in the Majors since John Jaso hit for the cycle on Sept. 28, 2016 at 33 years old.
- Named the AL Rookie of the Month for July after batting .304 with nine doubles, five HR, 20 RBI and an .899 OPS...led AL rookies in hits (28), doubles, RBI, slugging (.565) and OPS...tied Lance Berkman (2000) for the club record for doubles in a single month of July by a rookie.
- **POSTSEASON:** Hit .304 (21x69) with seven doubles, one triple, two homers, eight RBI and an .864 OPS in 18 postseason games.
- His 21 hits marked the second-most in MLB history for a rookie in a single postseason...fell one hit shy of the MLB record set by Derek Jeter in 1996.
- Set a Major League record for extra-base hits by a rookie in a single postseason with 10...surpassed Evan Longoria, who posted nine extra-base hits in 2008.
- Set an MLB record for doubles by a rookie in a single postseason with seven, topping Dustin Pedroia (2007)...was a club record for doubles in a single postseason...only three players in MLB history recorded more doubles in a single postseason: David Freese (8 in 2011), Albert Pujols (8 in 2011) and Ben Zobrist (8 in 2015).
- His 21 hits marked the most in Major League history by a Cuban-born player in a single postseason.
- Became the first player in Astros franchise history to record a hit in each of his first six postseason games.
- **ALDS VS. BOS:** Batted .529 (9x17) in the ALDS vs. the Red Sox, while his nine hits marked the second-most hits by a rookie in a single Division Series in MLB history, behind only Ichiro Suzuki (12 hits in the 2001 ALDS).
- Went 4x4 in Game 3 tying a franchise record for hits in a postseason game.
- Recorded a hit in six consecutive at-bats over Games 3-4, setting a MLB rookie record (Elias).
- Became the second player in club history to record at least three hits in consecutive postseason games, joining Craig Biggio (2004).
- Became the first player in club history with a double and a triple in a postseason game when he did so in Game 4...became the fifth player in MLB history to record a double and a triple in a postseason game where his team clinched a series victory, joining A.J. Pollock (2017), Andre Ethier (2009), Frankie Crosetti (1938) and Lou Gehrig (1937).
- **WORLD SERIES VS. LAD:** Homered in Game 3, becoming the first rookie in club history to homer in a World Series game...was his first career postseason homer...became the second rookie in MLB history to hit a homer and a double in a World Series game, joining Tom Tresh (1962 WS Game 5).
- Received a five-game suspension from MLB following Game 3 of the World Series to be served at the start of the 2018 season.
- Hit a game-tying, three-run homer off Clayton Kershaw in Game 5 of the World Series...joined Tony Perez (1975) as the only Cuban-born players to have multiple homers in a single World Series.
- Became the eighth rookie in MLB history to hit multiple homers in a single World Series, joining Charlie Keller (1939), Michael Conforto (2015), Andruw Jones (1996), Willie McGee (1982), Reggie Smith (1967), Tony Kubek (1957) and Jim Gilliam (1953).



2016 SEASON:

- Made his MLB debut, recording 34 hits in 36 games with seven doubles, three homers and 15 RBI.
- Made 20 starts at third base, seven starts at designated hitter, four starts at first base and one start in left field.
- After signing with the Astros on July 16, made four stops in the Astros minor league system: Gulf Coast League (R), Lancaster (A), Corpus Christi (AA), Fresno (AAA).
- Made his MLB debut on Aug. 21 at BAL, going 1x2 with a walk as DH...at 32 years and 73 days, became the third-oldest position player to make his Major League debut with the Astros, behind Pidge Browne (33.023) and Alan Zinter (34.030).
- Joined Dae-ho Lee as the only players in the Majors to debut at 32-or-older (Lee was 33.288 years old with Seattle) in 2016.
- Went 2x3 with two doubles and two RBI on Aug. 27 vs. TB...were his first career extra-base hits and RBI.
- Became the first Astros player to record at least two doubles and two RBI in a game within his first five Major League games.
- Hit his first career homer on Sept. 7 at CLE...also homered the following day on Sept. 8 at CLE.
- Was batting .344 over his first 19 games in the Majors (through Sept. 12)...was the highest by an Astro over his first 19 games in the Majors (with an AB) since Hunter Pence hit .356 (26x73) in 2007.
- In 15 overall games during his minor league stint (all four levels combined), hit .250 (14x56) with four doubles, two HR and 14 RBI with starts at third base, left field, and designated hitter.

FOREIGN LEAGUES:

- Recorded an incredible .500 (87x174) batting average with 20 doubles, 15 homers, 51 RBI and a 1.463 OPS (.589 OBP/.874 SLG) in 49 games for Industriales in Cuba's Serie Nacional in **2015**...led the league in batting, OBP and SLG.
- Was given rare permission by Cuban authorities to play abroad in **2014** and joined the Yokohama DeNA BayStars in Japan's Central League...hit a solid .305 (73x239) with 22 doubles and 11 homers in 62 games for Yokohama but after only one season in Japan, returned to Cuba to recuperate from an injury...in what was his first time playing in a league outside of Cuba, ranked fifth in the Central League in slugging (.536).
- Joined Industriales in Cuba for 49 games in 2014 following his stint with Yokohama and hit .343 (60x175) with 18 doubles, seven home runs and 35 RBI...finished fourth in the league in OPS (1.009) and fifth in slugging (.577).
- After playing 12 seasons for Sancti Spiritus, joined Industriales in **2013**, playing 81 games, while hitting .313 (93x297) with 21 doubles, 16 home runs and 69 RBI...led the league in home runs and slugging (.566), while ranking tied for first in RBI, second in runs (63), third in OPS (.991), seventh in doubles and eighth in hits and walks (54).
- Played his 12th and final season with Sancti Spiritus in **2012**.
- Ranked sixth in the league in slugging (.586) and seventh in OPS (1.020) in **2011**...two of the five players that finished ahead of him in slugging became Major Leaguers in Jose Abreu (.837) and Hector Olivera (.626).
- Finished tied for sixth in the Serie Nacional in RBI in **2010**, trailing future big leaguers Yoenis Cespedes (99) and Jose Abreu (93).
- Rotated between second base and third base in the **2009** World Baseball Classic, when Cuba failed to make the finals in a global baseball event for the first time in 58 years...hit .333 with two homers, five runs and six RBI in a solid six games.
- In regular season play in 2009, led Sancti Spiritus to a division title and had one of his best professional seasons, hitting .363 (125x344) with career highs in home runs (30) and RBI (105)...led the league in RBI and finished tied for second in homers.
- Hit .229 in the **2008** Olympics as Cuba won the Silver medal.
- In regular season play in 2008, hit .399 with 22 home runs, 90 RBI and 77 runs in 84 games...was named the League's All-Star third baseman and shared Gold Glove honors.
- Hit .278 as Cuba's No. 3 hitter and third baseman in the **2007** Pan-American Games...hit one of the three homers for the Gold Medal winners.
- Batted .275 in the 2007 Baseball World Cup as Cuba won the Silver Medal.
- Was named to the 2007 Serie Nacional All-Star team at third base.
- Was the star of the Cuban National Team which lost in the final of the **2006** World Baseball Classic.
- Played in the 2006 Central American and Caribbean Games, in which he hit .300 and led the tourney with nine runs in seven games while driving in seven.
- Hit .389 in the 2006 Intercontinental Cup with 10 runs and eight RBI in nine games.
- In the 2006 qualifiers for the 2008 Olympics, hit .314 with four HR and 12 RBI in nine games.
- Earned his second consecutive Serie Nacional MVP Award in 2006.
- Led the **2005** Baseball World Cup with eight homers and was second with 19 RBI en route to being named to the All-Tournament Team...hit .319 with 12 runs in 11 games...led the WBC in homers.
- Won his first Serie Nacional MVP Award in **2005** after hitting .291 (95x326) with 13 doubles, nine home runs and 60 RBI in 89 games as a 21-year-old.
- Was a member of the Gold Medal Winning Cuban team at the **2004** Olympics.

COACHING STAFF

GURRIEL

PLAYER AND DEVELOPMENT

2020 REVIEW

OPPONENTS

HISTORY AND RECORDS

SPRING TRAINING

MEDIA INFORMATION

MINUTE MAID PARK

2021 HOUSTON ASTROS

- In the **2003** Baseball World Cup, hit .358 with five doubles, three homers, nine runs and 13 RBI in nine games to help Cuba win the title...was error-free in 23 chances at second base.
- Finished second in the league in slugging (.614) and seventh in batting average (.358) in 2003.
- Played for Cuba in the **2002** Intercontinental Cup and went 0x3 with a run...was just beginning his career in Cuba, as he played his regular season at the age of 18.
- Debuted for Sancti Spiritus in **2001** at the age of 17 and hit .300 (106x353) with 26 doubles and 50 RBI.

PERSONAL:

- Yuli and his wife, Lianet, reside in Miami, Fla. with their sons Yeremi and Jayden.

YULIESKI GURRIEL

Year	Team	AVG	G	AB	R	H	2B	3B	HR	RBI	BB	SO	SB	CS	OBP	SLG	SF	SH	HB	E
2001	Sancti Spiritus (CNS)	.300	-	353	59	106	26	5	7	50	8	33	7	6	.320	.462	5	4	6	-
2002	Sancti Spiritus (CNS)	.291	-	333	57	97	20	4	16	65	45	41	12	3	.379	.520	4	0	3	-
2003	Sancti Spiritus (CNS)	.358	-	215	49	77	14	7	9	42	19	25	7	3	.419	.614	5	0	2	-
2004	Sancti Spiritus (CNS)	.341	-	370	80	126	16	7	23	86	29	47	11	1	.398	.608	6	0	0	-
2005	Sancti Spiritus (CNS)	.291	89	326	42	95	13	6	9	60	23	24	1	5	.345	.451	5	2	3	17
2006	Sancti Spiritus (CNS)	.345	88	348	65	120	28	0	13	46	50	23	12	5	.441	.537	11	0	1	5
2007	Sancti Spiritus (CNS)	.302	79	295	68	89	14	1	22	71	48	20	3	0	.407	.580	9	0	7	17
2008	Sancti Spiritus (CNS)	.399	84	328	77	131	22	7	22	90	48	23	11	5	.472	.710	1	0	4	6
2009	Sancti Spiritus (CNS)	.363	89	344	90	125	17	2	30	105	54	29	5	4	.455	.686	6	0	3	6
2010	Sancti Spiritus (CNS)	.339	87	327	74	111	21	2	20	81	48	17	3	0	.436	.599	11	0	4	20
2011	Sancti Spiritus (CNS)	.324	89	321	58	104	18	0	22	85	61	34	14	4	.434	.586	7	0	7	14
2012	Sancti Spiritus (CNS)	.325	79	280	51	91	18	3	8	52	44	20	8	5	.423	.496	6	0	3	18
2013	Industriales (CNS)	.313	81	297	63	93	21	3	16	69	54	31	10	8	.425	.566	6	1	3	-
2014	Yokohama (JPCL)	.305	62	239	46	73	22	0	11	30	15	40	3	0	.349	.536	2	0	2	7
	Industriales (CNS)	.343	49	175	40	60	18	1	7	35	27	18	11	2	.432	.577	2	0	2	-
2015	Industriales (CNS)	.500	49	174	55	87	20	0	15	51	38	3	3	0	.589	.874	7	0	5	10
2016	GCL Astros (R)	.286	2	7	0	2	1	0	0	0	0	0	0	0	.286	.429	0	0	0	0
	Lancaster (A)	.429	4	14	2	6	2	0	1	9	3	0	0	0	.375	.786	2	0	0	0
	Corpus Christi (AA)	.118	5	17	0	2	0	0	0	3	1	6	0	0	.158	.118	1	0	0	1
	Fresno (AAA)	.222	4	18	3	4	1	0	1	2	1	4	0	0	.263	.444	0	0	0	0
	HOUSTON	.262	36	130	13	34	7	0	3	15	5	12	1	1	.292	.385	1	0	1	1
2017	HOUSTON	.299	139	529	69	158	43	1	18	75	22	62	3	2	.332	.486	6	0	7	9
2018	Corpus Christi (AA)#	.429	5	21	3	9	4	0	0	3	0	4	0	0	.279	.619	0	0	0	1
	HOUSTON	.291	136	537	70	156	33	1	13	85	23	63	5	1	.323	.428	7	0	6	5
2019	HOUSTON	.298	144	564	85	168	40	2	31	104	37	65	5	3	.343	.541	6	0	5	7
2020	HOUSTON	.232	57	211	27	49	12	1	6	22	12	27	0	1	.274	.384	5	0	2	1
FOREIGN (15 SEASONS)		.335	925	4725	974	1585	308	48	250	1018	611	428	121	51	.417	.580	93	7	55	104
MINOR LEAGUE TOTALS		.299	20	77	8	23	8	0	2	17	2	19	0	0	.305	.481	3	0	0	3
MAJOR LEAGUE TOTALS		.287	512	1971	264	565	135	5	71	301	99	229	14	8	.324	.468	25	0	21	23

WORLD CARD SERIES RECORD

Year	Team/Opp.	AVG	G	AB	R	H	2B	3B	HR	RBI	BB	SO	SB	CS	OBP	SLG	SF	SH	HB	E
2020	HOU/MIN	.125	2	8	1	1	0	0	0	0	0	1	0	0	.125	.125	0	0	0	0

DIVISION SERIES RECORD

Year	Team/Opp.	AVG	G	AB	R	H	2B	3B	HR	RBI	BB	SO	SB	CS	OBP	SLG	SF	SH	HB	E
2017	HOU/BOS	.529	4	17	1	9	1	1	0	0	1	1	0	0	.556	.706	0	0	0	0
2018	HOU/CLE	.182	3	11	2	2	1	0	0	0	3	3	0	0	.357	.273	0	0	0	0
2019	HOU/TB	.316	5	19	1	6	1	0	0	4	1	0	1	0	.350	.368	0	0	0	0
2020	HOU/OAK	.067	4	15	1	1	0	0	0	1	1	0	0	0	.167	.067	1	0	1	0
DS TOTALS		.290	16	62	5	18	3	1	0	5	6	4	1	0	.357	.371	1	0	1	0

CHAMPIONSHIP SERIES RECORD

Year	Team/Opp.	AVG	G	AB	R	H	2B	3B	HR	RBI	BB	SO	SB	CS	OBP	SLG	SF	SH	HB	E
2017	HOU/NYY	.250	7	24	2	6	3	0	0	4	2	4	0	0	.308	.375	0	0	0	0
2018	HOU/BOS	.250	5	20	3	5	1	0	1	3	2	2	0	0	.318	.450	0	0	0	0
2019	HOU/NYY	.125	6	24	1	3	0	0	1	4	1	0	0	0	.154	.250	1	0	0	0
2020	HOU/TB	.143	7	21	2	3	0	0	0	0	5	2	0	0	.333	.143	0	0	1	0
LCS TOTALS		.191	25	89	8	17	4	0	2	11	10	8	0	0	.277	.303	1	0	1	0

WORLD SERIES RECORD

Year	Team/Opp.	AVG	G	AB	R	H	2B	3B	HR	RBI	BB	SO	SB	CS	OBP	SLG	SF	SH	HB	E
2017	HOU/LAD	.214	7	28	2	6	3	0	2	4	1	5	0	0	.241	.536	0	0	0	1
2019	HOU/WSH	.310	7	29	3	9	2	0	1	5	2	5	0	0	.355	.483	0	0	0	0
WS TOTALS		.263	14	57	5	15	5	0	3	9	3	10	0	0	.300	.509	0	0	0	1



GURRIEL CAREER TRANSACTIONS

- Signed by Houston as a free agent on July 16, 2016.
- On Restricted List, March 29-April 3, 2018.
- On Disabled List, April 3-13, 2018 (left hand surgery).
- Signed a one-year contract extension with a club option for the 2022 season on Sept. 29, 2020.

GURRIEL GAME HIGHS

Hits: 4 (4x) -- last, Aug. 10, 2018 at Baltimore
Home Runs: 2 (4x) -- Aug. 14, 2019 at Chicago (AL)
RBI: 8 -- Aug. 7, 2019 vs. Colorado
Stolen Bases: 1 (14x) -- last, Sept. 28, 2019 at Los Angeles (AL)
Longest Hitting Streak: 18 -- July 12-31, 2019
Career Grand Slams (5): May 15, 2017 at Miami (Junichi Tazawa)
 June 24, 2018 vs. Kansas City (Jason Hammel)
 Sept. 21, 2018 vs. Los Angeles (AL) (Andrew Heaney)
 April, 12, 2019 vs. Seattle (Ruben Alaniz)
 July 7, 2019 vs. Los Angeles (AL) (Cam Bedrosian)

LEADOFF HR

PINCH-HIT HR

WALK-OFF HR

No.	Date	Opp.	Pitcher	No.	Date	Opp.	Pitcher	No.	Date	Opp.	Pitcher
none				none				1	6/28/19	SEA	Festa

GURRIEL CAREER FIELDING

YEAR	POSITION	PCT.	G	PO	A	E	TC	DP
2020	First Base	.998	55	412	50	1	463	40
TOTALS	First Base	.995	410	2936	265	16	3217	284
	Second Base	.953	20	13	28	2	43	7
	Third Base	.974	91	52	133	5	190	14
	Shortstop	1.000	2	1	3	0	4	1
	Outfield	-	1	0	0	0	0	0

COACHING STAFF

GURRIEL

PLAYER DEVELOPMENT

2020 REVIEW

OPPONENTS

HISTORY AND RECORDS

SPRING TRAINING

MEDIA INFORMATION

MINUTE MAID PARK



NON-ROSTER INVITEE

AUSTIN HANSEN

Born: 8/25/96 in Lenexa, KS

Opening Day Age: 24

Contract Status: Signed through 2021

Acquired: Selected in the eighth round of the June 2018 draft.

Resides: Olathe, KS

ML Service: 0.000

84

RHP

B/T	HEIGHT	WEIGHT
R/R	6'0"	205

CAREER HIGHLIGHTS

- Right-hander is entering his fourth year with Houston...has recorded a 2.02 ERA (28ER/124,2IP) with a 9-6 record, 173 strikeouts and a .152 opponent batting average in two seasons in the minor leagues.

MINOR LEAGUE CAREER:

- Did not appear in any game action in **2020** due to the cancellation of the minor league season.
- Appeared in 23 games in **2019** with Class A Quad Cities (9g) and Class A Advanced Fayetteville (14g)... posted a 7-3 record with a 2.11 ERA (22ER/94IP) and 128 strikeouts.
- In his first professional season in **2018**, recorded a 1.76 ERA (6ER/30.2IP) with 45 strikeouts in 14 games with Class A Short Season Tri-City.

NOTES

- Graduated from Olathe Northwest High School in 2015...was a First Team All-League and First Team All-State selection as a senior...was also the League Pitcher of the Year during his senior season.
- Attend Oklahoma and pitched for three years (2016-18) for the Sooners...went 9-4 with nine saves and a 3.38 ERA in 98.2 innings in his collegiate career... received All-Big 12 First Team honors during his junior year in 2018.
- Selected by Houston in the eighth round of the 2018 MLB Draft...signed by Astros scout Jim Stevenson.
- Is signed to a minor league contract for the 2021 season...will attend Astros Spring Training for the first time this year.

AUSTIN HANSEN

Year	Team	W	L	ERA	G	GS	CG	SHO	SV	IP	H	R	ER	HR	HB	BB	SO	WP	BK	AVG
2018	Tri-City (A)	2	3	1.76	14	2	0	0	2	30.2	14	7	6	2	2	13	45	2	0	.130
2019	Quad Cities (A)	4	1	0.86	9	7	0	0	1	41.2	20	4	4	1	3	19	52	7	0	.140
2019	Fayetteville (A)	3	2	3.10	14	7	0	0	1	52.1	32	22	18	4	3	31	76	1	0	.174
MINOR LEAGUE TOTALS		9	6	2.02	37	16	0	0	4	124.2	66	33	28	7	8	63	173	10	0	.152

HANSEN CAREER TRANSACTIONS

- Selected by Houston in the 8th round of the June 2018 draft.



NON-ROSTER INVITEE

RYAN HARTMAN

Born: 4/21/94 in Anaheim, CA
Opening Day Age: 25
Contract Status: Signed through 2021
Acquired: Selected in the ninth round of the June 2016 draft.
Resides: Anaheim, CA
ML Service: 0.000

69
LHP

R/L	HEIGHT	WEIGHT
L/L	6'3"	233

COACHING STAFF

HARTMAN

CAREER HIGHLIGHTS

- Left-hander has pitched to a 24-18 record and a 3.85 ERA (167ER/390.2IP) with 398 strikeouts in 89 games (59 starts) in the Astros minor league system from 2016-19.
- Had a breakout 2018 season where he was named a *Baseball America* Double A All-Star, a Texas League Midseason All-Star and a Texas League Postseason All-Star...won the Texas League pitching triple crown by leading the league in ERA (2.69), strikeouts (143) and wins (11).

MINOR LEAGUE CAREER:

- Did not appear in any game action in **2020** due to the cancellation of the minor league season.
- Went 6-7 with a 5.84 ERA (75ER/115.2IP) in **2019** while at Triple A Round Rock.
- Was named a *Baseball America* Double A All-Star and received Texas League Midseason and Postseason All-Star honors in **2018**.
- Went 11-4 with a 2.69 ERA (36ER/120.2IP), 26 walks and 143 strikeouts in 25 games (18 starts) for Double A Corpus Christi in 2018.
- Led the Texas League in wins, ERA and strikeouts in 2018.
- Named the Texas League Pitcher of the Week for the week of June 18-24, 2018.
- Led all Astros minor league pitchers in wins, walks per 9.0 innings (1.94) and strikeout to walk ratio (5.50) in 2018.
- Went 5-7 with a 3.64 ERA (44ER/108.2IP) in 25 games (16 starts) in **2017** between Class A Advanced Buies Creek (16g) and Class A Quad Cities (9g).

NOTES

- Graduated from Savanna HS in Anaheim, Calif. in 2012...was selected as his league's MVP in both 2011 and 2012...was also tabbed as a First-Team CIF selection as a shortstop in 2011.
- Attended Cypress College for his freshman and sophomore seasons...posted a 2.51 ERA in 17 games as a freshman in 2013 and a 3.17 ERA in 12 games in 2014.
- Transferred to Lindsey Wilson College in 2015 and was a First-Team All Mid-South Conference selection...went 10-2 with a 2.04 ERA and 103 strikeouts in 15 games.
- Played his senior season at Tennessee Wesleyan College, going 10-1 with a 0.64 ERA (7ER/98IP), 12 walks and 129 strikeouts...led the NAIA in ERA and was named a Perfect Game/Rawlings Pitcher of the Year...also named Appalachian Athletic Conference Pitcher of the Year.
- Selected by the Astros in the ninth round of the 2016 MLB Draft...signed by Astros scout Bobby St. Pierre.
- Was invited to his second Major League Spring Training...is signed to a minor league contract for the 2021 season.
- In **2016**, posted a 2-0 record with a 2.36 ERA (12ER/45.2IP), seven walks and 48 strikeouts in 14 games (6 starts) at Class A Short Season Tri-City.

PLAYER DEVELOPMENT

2020 REVIEW

OPPONENTS

HISTORY AND RECORDS

SPRING TRAINING

MEDIA INFORMATION

MINUTE MAID PARK

RYAN HARTMAN

Year	Team	W	L	ERA	G	GS	CG	SHO	SV	IP	H	R	ER	HR	HB	BB	SO	WP	BK	AVG
2016	Tri-City (A)	2	0	2.36	14	6	0	0	0	45.2	42	13	12	4	3	7	48	3	0	.240
2017	Quad Cities (A)	3	1	2.72	9	5	0	0	1	39.2	32	12	12	4	1	14	37	4	0	.222
	Buies Creek (A)	2	6	4.17	16	11	0	0	1	69.0	67	35	32	8	2	19	53	5	0	.254
2018	Corpus Christi (AA)	11	4	2.69	25	18	0	0	0	120.2	104	41	36	11	2	26	143	2	0	.235
2019	Round Rock (AAA)	6	7	5.84	25	19	1	0	2	115.2	135	80	75	27	3	45	117	4	0	.288
MINOR LEAGUE TOTALS		24	18	3.85	89	59	1	0	4	390.2	380	181	167	54	11	111	398	18	0	.254

HARTMAN CAREER TRANSACTIONS

- Selected by the Astros in the ninth round of the June 2016 draft.



NON-ROSTER INVITEE

BLAIR HENLEY

Born: 5/14/97 in Fort Worth, TX
Opening Day Age: 23
Contract Status: Signed through 2021
Acquired: Selected in the seventh round of the June 2019 draft.
Resides: Fort Worth, TX
ML Service: 0.000

93

RHP

B/R	HEIGHT	WEIGHT
R/R	6'3"	208

CAREER HIGHLIGHTS

- Right-hander has recorded a 1.47 ERA (6ER/36.2IP) with 50 strikeouts in 12 games (3 starts) in the Astros minor league system from 2019-20.

MINOR LEAGUE CAREER:

- Did not appear in any game action in **2020** due to the cancellation of the minor league season.
- Appeared in 12 games (3 starts) in **2019** between the Rookie Level GCL Astros and Class A Short Season Tri-City, recording a 1.47 ERA (6ER/36/2IP).

NOTES

- Graduated from Arlington Heights High School in Texas in 2016...threw three consecutive no-hitters at one point during his high school career...was a Rawlings-Perfect Game Honorable Mention All-American as a senior.
- Spent three seasons as a starting pitcher at the University of Texas...combined to record a 16-16 record with a 3.65 ERA (90ER/222.0IP) and 173 strikeouts....named to the Big-12 Honorable Mention Team as a junior and the All Big-12 Second Team as a sophomore.
- Selected by the Astros in the seventh round of the 2019 MLB Draft...signed by Astros scout Kris Gross.
- Was invited to his first Major League Spring Training this season...is signed to a minor league contract for the 2021 season.

MICHAEL BLAIR HENLEY

Year	Team	W	L	ERA	G	GS	CG	SHO	SV	IP	H	R	ER	HR	HB	BB	SO	WP	BK	AVG
2019	GCL Astros (ROK)	0	0	0.00	1	1	0	0	0	3.0	1	0	0	0	0	1	4	0	0	.100
	Tri-City (A)	1	1	1.60	11	2	0	0	1	33.2	29	9	6	1	2	8	46	3	0	.228
MINOR LEAGUE TOTALS		1	1	1.47	12	3	0	0	1	36.2	30	9	6	1	2	9	50	3	0	.219

HENLEY CAREER TRANSACTIONS

- Selected by the Astros in the seventh round of the June 2019 draft.



COACHING STAFF

HINOJOSA

PLAYER DEVELOPMENT

2020 REVIEW

OPPONENTS

HISTORY AND RECORDS

SPRING TRAINING

MEDIA INFORMATION

MINUTE MAID PARK



NON-ROSTER INVITEE

C.J. HINOJOSA

Born: 6/15/1994 in Houston, TX
Opening Day Age: 26
Contract Status: Signed through 2021
Acquired: Signed as a minor league free agent on Jan. 25, 2021.
Resides: Houston, TX
ML Service: 0.000

60
IF
 R/R 5'10 191

CAREER HIGHLIGHTS

- In 467 career minor league games, has batted .274 (478x1742) with 29 home runs, 180 RBI and a .273 OPS (.335 OBP / .387 SLG).
- Named a Midseason All-Star for Richmond in the Double A Eastern League in 2017...was also named a Midseason All-Star for San Jose of the Class A Advanced California League in 2016.

MINOR LEAGUE CAREER:

- Did not appear in any game action in **2020** due to the cancellation of the minor league season.
- In 120 games in **2019** with Double A Biloxi, recorded a .280 batting average (116x415) with eight home runs and 45 RBI.
- Was acquired by the Milwaukee from San Francisco in exchange for Erik Kratz prior to the 2019 season.
- Appeared in just 74 games in **2018** between Class A San Jose (69g) and Double A Richmond (57g)...was recovering from a ruptured Achilles...also served a 50-game suspension for testing positive for a banned substance.
- In **2017**, spent the entire season with Double A Richmond, batting .265 (99x373) with 16 doubles, 35 RBI and five stolen bases in 99 games with the club.
- Was a 2017 Eastern League Midseason All-Star.
- In his first full season in the minors in **2016**, spent

NOTES

- Graduated from Klein Collins High School in Spring, TX in 2012...hit .420 during his senior season...was a Rawlings Perfect Game First Team All-American, and a Texas Region First Team selection.
- Selected by the Astros in the 26th round of the 2012 MLB Draft, but opted to attend the University of Texas.
- Was a three-year starter at UT, and batted .283 with 70 walks and 94 RBI in 172 games for the Longhorns.
- In 2013, earned a roster spot on the United States Collegiate National Team...played for the U-16 National Team in 2009 and the U-14 National Team in 2008.
- Was selected by the Giants in the 11th round of the 2015 MLB Draft...signed by Giants scout Todd Thomas.
- Is in a Major League Spring Training camp for the second time in his career (also 2017 with San Francisco).

time between Class A San Jose and Double A Richmond, combining to record a .274 (133x486) average with five triples and nine home runs.

- Was a 2016 Californian League Midseason All-Star.
- Began his career in **2015** at Salem-Keizer.

CHRISTOPHER JESSE HINOJOSA		AVG	G	AB	R	H	2B	3B	HR	RBI	BB	SO	SB	CS	OBP	SLG	SF	SH	HB	E
2015	Salem-Keizer (A)	.296	48	189	24	56	18	1	5	19	8	15	2	3	.328	.481	2	2	2	14
2016	San Jose (A)	.296	69	260	45	77	14	3	6	34	36	46	1	4	.378	.442	3	3	0	11
	Richmond (AA)	.248	57	226	27	56	7	2	3	19	20	43	1	0	.312	.336	2	1	2	9
2017	Richmond (AA)	.265	99	373	47	99	16	0	4	35	31	42	5	4	.321	.340	5	6	2	9
2018	San Jose (A)	.308	7	26	2	8	1	0	0	2	2	6	1	0	.357	.346	0	0	0	3
	Richmond (AA)	.261	67	253	26	66	14	1	3	26	24	28	5	3	.327	.360	2	2	2	6
2019	Biloxi (AA)	.280	120	415	51	116	24	1	8	45	39	61	3	5	.338	.400	4	2	0	9
MINOR LEAGUE TOTALS		.274	467	1742	222	478	94	8	29	180	160	241	18	19	.335	.387	18	16	8	61

HINOJOSA CAREER TRANSACTIONS

- Selected by San Francisco in the 11th round of the June 2015 draft.
- Acquired by Milwaukee from San Francisco in exchange for C Erik Kratz on March 24, 2019.
- Signed by Houston to a minor league contract on Jan. 25, 2021.



TYLER IVEY

Born: 5/12/96 in Rowlett, Texas

Opening Day Age: 24

Contract Status: Signed through 2021

Acquired: Selected in the third round of the June 2017 draft.

Resides: Rowlett, TX

ML Service: 0.000

63

RHP

B/T **HEIGHT** **WEIGHT**
R/R 6'4 195

CAREER HIGHLIGHTS

- Right-handed pitcher has gone 8-9 with a 3.07 ERA (69ER/202.1IP) and 247 strikeouts across three seasons in the Astros minor league system (2017-19).

MINOR LEAGUE CAREER:

- Did not appear in any game action in **2020** due to the cancellation of the minor league season.
- Had a dominant **2019** season spent mostly at Double A Corpus Christi...went 4-0 with a 1.57 ERA (8ER/46IP) and 61 strikeouts in 11 games (8 starts) with the Hooks.
- Suffered an undisclosed injury during the middle of his 2019 season...had gone 3-0 with a 0.72 ERA (2ER/25IP) at Double A prior to the injury...made three rehab appearances with the Rookie Level GCL Astros and Class A Advanced Fayetteville Woodpeckers from July 2-18 before ending his year back at Corpus Christi.
- Had a breakout **2018** campaign in which he went 4-6 with a 2.97 ERA (37ER/112IP), 29 walks and 135 strikeouts between Class A Advanced Buies Creek (15g) and Class A Quad Cities (9g).
- Struck out a career-high 13 batters on 96 pitches over 7.0 innings on July 20, 2018 in an outing for the Buies Creek Astros.
- Began his pro career with Houston in 2017, appearing in 11 games for Class A Short Season Tri-City (0-3, 5.94 ERA) and one game for the Rookie Level GCL Astros (0-0, 0.00 ERA).

NOTES

- Graduated from Rockwall-Heath High School in Rockwall, Texas in 2015...went 10-1 with a 0.27 ERA as a senior, setting a school record for ERA while being named to the Perfect Game All-American First Team.
- Attended Texas A&M University in 2016, going 2-3 with a 3.56 ERA (17ER/43IP) and 48 strikeouts in 11 games (10 starts) for the Aggies...began his A&M career with 16.1 scoreless innings.
- Transferred to Grayson College in Denison, Texas for his sophomore season in 2017 and went 9-0 with a 2.08 ERA (18ER/78IP) and 122 strikeouts in 78.0 innings pitched...was tabbed by **Baseball America** as the No. 5 Junior College prospect in the nation.
- Was drafted by Houston in the third round of the 2017 MLB Draft...was signed by Astros scout Jim Stevenson.
- Was added to the Astros 40-man roster on Nov. 20, 2020...will attend his first Major League Spring Training camp in 2021...is signed to a one-year contract through the 2021 season.

TYLER C. IVEY

Year	Team	W	L	ERA	G	GS	CG	SHO	SV	IP	H	R	ER	HR	HB	BB	SO	WP	BK	AVG
2017	GCL Astros (R)	0	0	0.00	1	1	0	0	0	2.0	1	0	0	0	0	2	3	1	0	.167
2017	Tri-City (A)	0	3	5.94	11	7	0	0	0	36.1	41	26	24	2	12	41	2	0	0	.281
2018	Quad Cities (A)	1	3	3.46	9	6	0	0	2	41.2	36	20	16	2	0	8	53	1	0	.221
2018	Buies Creek (A)	3	3	2.69	15	12	1	0	1	70.1	50	26	21	3	2	12	82	5	0	.196
2019	GCL Astros (R)	0	0	0.00	2	2	0	0	0	3.0	0	0	0	0	0	3	5	2	0	.000
2019	Fayetteville (A)	0	0	0.00	1	1	0	0	0	3.0	0	0	0	0	0	1	2	0	0	.000
2019	Corpus Christi (AA)	4	0	1.57	11	8	0	0	0	46.0	28	9	8	5	1	16	61	2	0	.170
MINOR LEAGUE TOTALS		8	9	3.07	50	37	1	0	3	202.1	156	81	69	12	5	63	247	13	0	.207

IVEY CAREER TRANSACTIONS

- Signed by the Astros as a non-drafted free agent on July 2, 2017.



JOSH JAMES

Born: 3/8/93 in Hollywood, FL

Opening Day Age: 28

Contract Status: Signed through 2021

Acquired: Selected in the 34th round of the June 2014 draft.

Resides: Cape Coral, FL

ML Service: 2.030

39

RHP

B/T	HEIGHT	WEIGHT
R/R	6'3"	247

COACHING STAFF

JAMES

PLAYER DEVELOPMENT

2020 REVIEW

OPPONENTS

HISTORY AND RECORDS

SPRING TRAINING

MEDIA INFORMATION

MINUTE MAID PARK

CAREER HIGHLIGHTS

- Hard-throwing right-handed pitcher has gone 8-1 with one save, a 4.60 ERA (52ER/101.2IP) and 150 strikeouts in 68 games (6 starts) across parts of three Major League seasons with Houston (2018-20).
- Became the first pitcher in franchise history to begin his career with a seven-game winning streak...the previous record was a five-game winning streak, last reached by Chad Qualls from 2004-05.
- Set a single-season Astros rookie record in 2019 for strikeouts by a reliever (99), which was previously set by Brad Lidge in 2003 (97).
- Was named the Astros 2018 Minor League Pitcher of the Year after combining to go 6-4 with a 3.23 ERA (41ER/114.1IP) and 171 strikeouts in 23 games (21 starts) at Triple A Fresno (17g) and Double A Corpus Christi (6g)...led the minors in strikeouts per 9.0 innings ratio (13.46) and strikeout rate (36.3%).
- Struck out nine batters in his Major League debut on Sept. 1, 2018 vs. LAA, tying Dan Larson (1976) and Scott Elarton (1998) for the second-most strikeouts in franchise history in a player's MLB debut...the only pitcher in club history with more strikeouts in a debut was J.R. Richard (1971).
- Was a 2017 Double A Texas League Midseason All-Star while with Corpus Christi.

2020 SEASON:

- Pitched in 13 games (2 starts) with Houston during the regular season after dealing with two stints on the Injured List (Aug. 22-Sept. 9: left hip discomfort; Sept. 25-28: undisclosed).
- Arrived late to 2020 Summer Camp due to the birth of his second child.
- Began the year pitching out of the starting rotation before moving to the bullpen after his second start.
- **OPENING DAY:** Made his second-career Opening Day roster, starting the fourth game of the season.
- Was scoreless in seven of his last nine relief outings to close out the season, posting a 1-0 record and a 1.93 ERA (2ER/9.1IP) and 10 strikeouts.
- Gave up one walk over his final five outings to end the year (6IP)...gave up 16 walks over his first 11.1 innings, spanning eight games (two starts).

NOTES

- Graduated from South Broward High School (Fla.) in 2011...was a three-year letter winner in baseball... hit .370 with 21 RBI during his senior season, while posting a 2.13 ERA and 55 strikeouts in 45.0 innings pitched.
- Attended Division II Barry University in 2012, appearing in four games and throwing 5.0 innings pitched...transferred to Division II Western Oklahoma State College and had a redshirt season in 2013.
- In 2014, Made 16 appearances (10 starts) at Western Oklahoma State, going 4-1 with a 3.21 ERA and 56 strikeouts in 61.2 innings pitched.
- Was selected by the Astros in the 34th round of the 2014 MLB Draft...was signed by Astros scout Jim Stevenson.
- As a 34th round pick, became the lowest-drafted pitcher in franchise history to make a start for the Astros in the Major Leagues...surpassed the previous Astros franchise record holder, Darryl Kile, who was a 30th round selection in the 1987 MLB Draft.
- Was named the Astros Minor League Pitcher of the Year in a breakout 2018 season after seeing a massive increase in velocity...credited his success to the use of a CPAP machine following a sleep apnea diagnosis.
- Spent some of his childhood living in the U.S. Virgin Islands...Josh's father, Ivan, is a native of St. Croix, while his mother, Tricia, was born on St. Thomas.
- Was selected to the Astros Major League roster on Sept. 1, 2018...is signed to a one-year contract through the 2021 season.
- **POSTSEASON:** Was on the Astros roster for all three rounds of the postseason...made three appearances, posting a 9.00 ERA (4ER/4IP) with one walk and three strikeouts.
- Underwent surgery on his left hip on Oct. 23 to repair a labral tear...his estimated recovery time following the surgery was six-to-eight months.

2019 SEASON:

- Set a single-season Astros rookie record for strikeouts by a reliever (99), which was previously set by Brad Lidge in 2003 (97).
- Became the first pitcher in franchise history to begin career with a seven-game winning streak...the previous record was a five-game winning streak, last reached by Chad Qualls from 2004-05.
- Posted a 14.77 strikeouts per 9.0 innings ratio, the fifth-best mark by a rookie reliever in MLB history, behind Kenley Jansen (16.10 in 2011), Edwin Diaz (15.33 in 2016), Nick Anderson (15.23 in 2019) and Craig Kimbrel (14.84 in 2011).
- Among AL relievers, ranked second in strikeouts per nine innings (14.77) and fourth in strikeouts (100).
- Was one of 10 AL relievers to have at least three five-strikeout games.
- **OPENING DAY:** Made his first-career Opening Day roster after his first invitation to Major League Spring Training camp.
- Was on the Injured List with right arm fatigue from July 22-Sept. 1.
- Threw his fastest pitch of the season (100.4) mph on June 2 vs. OAK.
- Suffered his first career loss on Sept. 11 vs. OAK, his 49th career game.
- **POSTSEASON:** Made nine playoff outings, going 2-0 with a 5.40 ERA (4ER/6.2IP) and 14 strikeouts.
- Pitched in Games 3-4 of the ALDS, Games 1, 2, 4 and 6 of the ALCS, and Games 2-4 of the World Series.
- Stranded all 10 of his inherited runners in the postseason...tied Jesse Orosco (1996) for the MLB postseason record for most inherited runners without allowing an inherited runner to score.
- Became the first rookie in club history to record multiple wins in a single postseason.
- **WORLD SERIES VS. WSH:** Earned the win in Game 3, becoming the first rookie in franchise history to record a win in a World Series Game.

2018 SEASON:

- Was named the Astros Minor League Pitcher of the Year and exploded onto the Major League scene with a fastball that topped out at 101.1 miles per hour.
- Was dominant in six MLB games (3 starts) in September, striking out 29 batters and walking seven in 23.0 innings pitched...held opponents to a .183 batting average (15x82).
- Fired six pitches that clocked in at 100+ miles per hour, per Statcast.
- Began the season at Double A Corpus Christi...was promoted to Triple A on May 6...selected to the Major League roster on Sept. 1.
- Made his MLB debut on Sept. 1 in a start vs. LAA...the 34th-round pick surpassed Darryl Kile (30th round, 1987 MLB Draft) as the lowest-drafted pitcher in franchise history to make a start in Major Leagues for Houston.
- Went 5.0 innings in his Major League debut, allowing 3 runs on 3 hits...struck out nine batters to tie the second-most strikeouts by an Astros pitcher in a Major League debut...also Scott Elarton (June 20, 1998 vs. CIN) and Dan Larson (July 18, 1976 at MON).
- On Sept. 18 vs. SEA, earned his first-career Major League win...threw 5.1 scoreless innings, striking out seven with two walks and four hits allowed.
- **POSTSEASON:** Made two appearances during the postseason, with both games coming during the ALCS vs. the Red Sox (Games 2 and 4).
- Was on the Astros ALDS roster but did not pitch.
- **ALCS VS. BOS:** Struck out five batters over 3.2 relief innings in Game 4...marked the second-most strikeouts by a rookie reliever in the postseason in franchise history, behind Jose Cabrera and his six strikeouts in Game 3 of the 1999 NLDS vs. ATL.
- Combined to go 6-4 with a 3.23 ERA (41ER/114.1IP) and 171 strikeouts in 23 games (21 starts) at Triple A Fresno (17g) and Double A Corpus Christi (6g).
- Led the minors in strikeouts per 9.0 innings ratio (13.46) and strikeout rate (36.3%).
- His 171 strikeouts were tied for the fourth-most in the minor leagues and were the most by an Astros minor league pitcher in over a decade.
- Named the Astros Minor League Pitcher of the Month for April after posting a 1.80 ERA (4ER/20IP) with six walks, 34 strikeouts and a .208 opponent batting average at Double A Corpus Christi.

MINOR LEAGUE CAREER:

- Was a **2017** Texas League Midseason All-Star.
- Spent the entire **2016** season at Class A Advanced Lancaster, going 9-5 with a 4.81 ERA (59ER/110.1IP) and 121 strikeouts...named the Lancaster Pitcher of the Month for May.
- Pitched to a 7-4 record with a 2.63 ERA at Class A Advanced Lancaster in **2015**...was named Lancaster's Pitcher of the Month for June.
- Began his professional career in **2014** at Rookie Level Greeneville.

PERSONAL:

- Josh and his wife, Gabrielle, reside in Cape Coral, Fla. with their two children, Noah and Sophia.



JOSHUA JAMES

Year	Team	W	L	ERA	G	GS	CG	SHO	SV	IP	H	R	ER	HR	HB	BB	SO	WP	BK	AVG
2014	Greeneville (R)	1	3	2.72	13	6	0	0	0	39.2	35	13	12	0	3	15	45	5	0	.245
2015	Quad Cities (A)	7	4	2.63	24	18	0	0	1	116.1	102	43	34	2	16	41	89	11	0	.237
2016	Lancaster (A)	9	5	4.81	23	19	0	0	1	110.1	120	64	59	11	9	40	121	7	2	.273
2017	Corpus Christi (AA)	4	8	4.38	21	11	0	0	3	76.0	79	48	37	1	7	32	72	0	0	.262
2018	Corpus Christi (AA)	0	0	2.49	6	4	0	0	1	21.2	17	6	6	1	0	10	38	1	0	.205
	Fresno (AAA)	6	4	3.40	17	17	0	0	0	92.2	62	39	35	8	4	39	133	6	0	.187
	HOUSTON	2	0	2.35	6	3	0	0	0	23.0	15	6	6	3	2	7	29	0	0	.183
2019	HOUSTON	5	1	4.70	49	1	0	0	1	61.1	46	34	32	10	4	35	100	6	0	.203
	Round Rock (AAA)#	0	0	10.80	3	0	0	0	0	3.1	4	4	0	0	2	5	2	0	0	.286
2020	HOUSTON	1	0	7.27	13	2	0	0	0	17.1	15	14	14	4	2	17	21	2	0	.234
MINOR LEAGUE TOTALS		27	24	3.66	107	75	0	0	6	460.0	419	217	187	23	39	179	503	39	2	.241
MAJOR LEAGUE TOTALS		8	1	4.60	68	6	0	0	0	101.2	76	54	52	17	8	59	150	8	0	.204

#Rehab assignment

DIVISION SERIES RECORD

Year	Team/Opp.	W	L	ERA	G	GS	CG	SHO	SV	IP	H	R	ER	HR	HB	BB	SO	WP	BK	AVG
2019	HOU/TB	0	0	0.00	2	0	0	0	0	1.1	3	0	0	0	0	1	2	0	0	.500
2020	HOU/OAK	0	0	27.00	1	0	0	0	0	1.0	3	3	3	1	0	1	0	0	0	.600
TOTALS		0	0	11.57	3	0	0	0	0	2.1	6	3	3	1	0	2	2	0	0	.545

CHAMPIONSHIP SERIES RECORD

Year	Team/Opp.	W	L	ERA	G	GS	CG	SHO	SV	IP	H	R	ER	HR	HB	BB	SO	WP	BK	AVG
2018	HOU/BOS	0	1	7.71	2	0	0	0	0	4.2	6	4	4	1	0	2	7	0	0	.316
2019	HOU/NYY	1	0	4.91	4	0	0	0	0	3.2	3	2	2	1	0	3	7	0	0	.214
2020	HOU/TB	0	0	3.00	2	0	0	0	0	3.0	2	1	1	1	0	0	3	0	0	.200
TOTALS		1	1	5.56	8	0	0	0	0	11.1	11	7	7	3	0	5	17	0	0	.256

WORLD SERIES RECORD

Year	Team/Opp.	W	L	ERA	G	GS	CG	SHO	SV	IP	H	R	ER	HR	HB	BB	SO	WP	BK	AVG
2019	HOU/WSH	1	0	10.80	3	0	0	0	0	1.2	2	4	2	1	0	3	5	0	0	.250

JAMES CAREER TRANSACTIONS

- Selected by Houston in the 34th round of the 2014 draft.
- On Injured List, July 22-Sept. 1, 2019 (right shoulder soreness).
- On Injured List, Aug. 22-Sept. 9, 2020 (left hip discomfort).
- On Injured List, Sept. 25-28, 2020 (undisclosed).

JAMES GAME HIGHS

Longest Winning Streak:7 -- Sept. 18, 2018-Sept. 5, 2019
Longest Losing Streak:1 -- Sept. 11, 2019-current
Strikeouts:9 -- Sept. 1, 2018 vs. Los Angeles (AL)
Walks:6 -- Aug. 2, 2020 at Los Angeles (AL)
Innings (starter):5.1 -- Sept. 18, 2018 vs. Seattle
Innings (relief):3.0 (2x) -- last, May 18, 2019 at BOS
Low-Hit Game (CG):none

COACHING STAFF

JAMES

PLAYER DEVELOPMENT

2020 REVIEW

OPPONENTS

HISTORY AND RECORDS

SPRING TRAINING

MEDIA INFORMATION

MINUTE MAID PARK



CRISTIAN JAVIER

Born: 3/26/1997 in Santo Domingo, DR

Opening Day Age: 24

Contract Status: Signed through 2021

Acquired: Signed as a non-drafted free agent on March 19, 2015

Resides: Santo Domingo, DR

ML Service: 1.000

53		
RHP		
B/T	HEIGHT	WEIGHT
R/R	6'1"	220

CAREER HIGHLIGHTS

- Right-handed starter went 5-2 with a 3.48 ERA (21ER/54.1IP), 18 walks and 54 strikeouts in 12 games (10 starts) during his first Major League season in 2020.
- Finished third in the 2020 American League Rookie of the Year voting after leading all AL rookies in ERA (3.48)...marked the highest finish by an Astros rookie pitcher since Roy Oswalt finished second in the 2001 National League Rookie of the Year voting.
- Led all AL rookies and ranked fourth among all AL pitchers in opponent batting average in 2020 (.188, min. 150 batters faced), trailing only Shane Bieber (.167), Kenta Maeda (.168) and Lucas Giolito (.184).
- Joined Charlie Morton (2017) as the only pitchers in Astros history to record two wins in series-clinching games in a single postseason...was the winning pitcher in the Astros ALDS Game 4 victory over the A's, and their Wild Card Series Game 2 win over the Twins.
- Was named the Astros Minor League Pitcher of the Year in 2019 after recording a 1.74 ERA (22ER/113.2IP) with a career-high 170 strikeouts between three levels in the Astros system.
- Led all of minor league baseball in opponent batting average (.130) in 2019, which was 31 points ahead of the next best pitcher, Padres top prospect Mackenzie Gore (.161)...his 1.74 ERA was the second-best mark in all of minor league baseball, behind only Gore's mark of 1.69.
- Was named to the Second Team for MLB Pipeline's Prospect Team of the Year in 2019.

NOTES

- Signed by the Astros as an 18-year-old non-drafted free agent out of La Victoria, Santo Domingo, Dominican Republic on March 18, 2015...was signed by Astros scouts Oz Ocampo, Roman Ocumarez and Leocadio Guevara.
- Transitioned to pitching from the outfield as a 16-year-old.
- Received the nickname "El Reptil" (the reptile) during his time in the Astros minor league system, due to his poise and calm demeanor when facing tough situations while on the mound.
- Was selected to the Astros 40-man roster on Nov. 20, 2019...is signed to a one-year contract through the 2021 season.

2020 SEASON:

- 23-year old made his Major League debut, making 10 starts and two relief appearances while finishing third in the AL Rookie of the Year voting.
- Posted the highest finish by an Astros pitcher in the Rookie of the Year voting since Roy Oswalt finished in second in the 2001 NL Rookie of the Year voting.
- Went 5-2 with a 3.68 ERA (21ER/51.1IP), 18 walks, 48 strikeouts and a .188 opponent batting average (34x181) across his 10 starts.
- Allowed just 36 hits in his 54.1 innings pitched, good for a .188 opponent batting average (36x192)...led all AL rookies and ranked fourth among AL pitchers in opponent batting average (min. 150 batters faced), behind only Shane Bieber (.167), Kenta Maeda (.168) and Lucas Giolito (.184).
- Recorded the third-best WHIP by a rookie pitcher in club history (0.99), behind only Chris Devenski's (0.91 in 2016) and Bill Dawley (0.92 in 1983).
- Posted the third-best opponent batting average by a rookie in franchise history (min. 200 batters faced)...only Billy Wagner (.165 in 1996) and Bill Dawley (.185 in 1983) posted better marks as rookies.
- Had the seventh-lowest hard-hit ball rate in MLB (29.3%, min. 100 batted balls).
- Among AL pitchers with at least 150 batters faced, ranked seventh in WHIP (0.99).
- Led all AL rookies in ERA (min. 150 batters faced), and opponent average, and ranked tied for fourth in wins, tied for second starts, fourth in innings pitched and third in strikeouts (54).
- Gave up three runs or less in nine of his 10 starts.
- **OPENING DAY:** Made his first-career Opening Day roster.
- Made his MLB debut on July 25 vs. SEA, tossing 1.0 scoreless inning of relief.

- Made his first-career Major League start on July 29 vs. LAD (1ER/5.2IP)...struck out Max Muncy, Mookie Betts and Cody Bellinger to open up the game...per Elias, became the second pitcher in Astros history to strike out the first three batters he faced in his first Major League start, joining Frank DiPino (Sept. 7, 1982 vs. SD).
- Became the first Astros pitcher to allow two hits-or-fewer in at least 5.0 innings in his first Major League start since Jarred Cosart on July 12, 2013 vs TB.
- Was also the first Astros pitcher to allow one run-or-fewer in at least 5.0 innings in his first Major League start since Vince Velasquez on June 10, 2015.
- Gave up just 10 hits over his first four Major League starts for a .147 opponent batting average (10x68)...marked the fifth-best opponent batting average over a pitcher's first four MLB starts in franchise history, behind Taylor Buchholz (.134), Darryl Kile (.138), Tom Griffin (.143) and Mike Madden (.146).
- Struck out five Dodgers hitters over 2.0 scoreless innings of relief on Sept. 13 at LAD...became the third rookie reliever to strike out five-plus Dogers hitters in an Interleague game, joining Baltimore's Dylan Bundy (7 K's on July 6, 2016) and Boston's Casey Fossum (5 K's on June 23, 2002).
- **POSTSEASON:** Made five relief appearances in the postseason across all three rounds, going 2-0 with a 2.89 ERA (3ER/9.1IP), five walks and 13 strikeouts.
- The Astros went 5-0 in his appearances.
- Both of his wins came in series-clinching games (ALDS Game 4 vs. OAK, Wild Card Series Game 2 at MIN), making him the second pitcher in club history to record two wins in series-clinching games in a single postseason, joining Charlie Morton (2017).
- Became the sixth pitcher in MLB history to earn the win without allowing a run in multiple series-clinching games in a single postseason, joining Mike Stanton (2000), Derek Lowe (2004), Jeremy Affeldt (2014), David Robertson (2017) and Ryan Madson (2018).
- Began his postseason career with 6.1 scoreless innings, spanning three outings.
- **WILD CARD SERIES AT MIN:** Threw 3.0 scoreless frames in the series-clinching Game 2 to bridge the gap to Ryan Pressly for the save...earned the win, striking out two with two walks.
- **ALDS VS. OAK:** Pitched in Games 1 and 4, earning holds in both Astros wins...threw 1.0 scoreless frame in Game 1, and 2.1 scoreless sin Game 4.

MINOR LEAGUE CAREER:

- Was named the Astros Minor League Pitcher of the Year in **2019**...made 26 appearances between Class A Advanced Fayetteville (7g) Double A Corpus Christi (17g) and Triple A Round Rock (2g).
- Led all minor league pitchers in 2019 in opponent batting average (.130), while ranking second in ERA (1.74), third in strikeout rate (37.7%), sixth in strikeouts (170) and eighth in WHIP (0.97).
- His .130 opponent batting average in 2019 was 31 points ahead of the next best pitcher, Padres top prospect Mackenzie Gore (.161)...his 1.74 ERA was the second-best mark in all of minor league baseball, behind only Gore's mark of 1.69.
- Spent the **2018** season at Quad Cities (11g) and Buies Creek (14g) where he posted a 2.70 ERRA (33ER/110.0IP) with 146 strikeouts.
- Was named the Midwest League Player of the Week for the week of May 27, 2018 after tossing 10.0 innings of four-hit ball with 18 strikeouts in two appearances.
- Made 14 appearances in **2017** between Class A Advanced Buies Creek (2g), Class A Short Season Tri-City (4g) and Class A Quad Cities (8g).
- Named Appalachian League Pitcher of the Week for the week of Aug. 14, **2016** after tossing 9.0 innings of three-hit ball with 11 strikeouts.
- Appeared in 14 games with the DSL Astros in **2015** in what was his first professional season.

CRISTIAN JAVIER

Year	Team	W	L	ERA	G	GS	CG	SHO	SV	IP	H	R	ER	HR	HB	BB	SO	WP	BK	AVG
2015	DSL Astros Orange (R)	3	0	3.60	8	2	0	0	0	20.0	15	9	8	1	1	4	27	2	1	.203
	DSL Astros Blue (R)	1	0	0.81	6	2	0	0	0	22.1	15	3	2	0	1	5	23	0	0	.185
2016	GCL Astros (R)	3	1	2.84	6	2	0	0	1	25.1	19	9	8	1	0	8	37	2	1	.207
	Greeneville (R)	1	1	1.75	7	4	0	0	0	25.2	15	6	5	1	1	10	29	2	0	.170
2017	Buies Creek (A)	1	0	0.00	2	0	0	0	0	5.2	2	0	0	0	0	3	9	0	0	.105
	Tri-City (A)	0	0	2.70	4	2	0	0	0	16.2	11	7	5	0	1	9	24	1	0	.183
	Quad Cities (A)	2	0	2.39	8	7	0	0	1	37.2	25	10	10	3	2	15	47	1	1	.188
	Quad Cities (A)	2	2	1.82	11	7	0	0	1	49.1	28	11	10	3	2	23	80	2	1	.165
2018	Buies Creek (A)	5	4	3.41	14	11	0	0	0	60.2	44	26	23	6	4	27	66	3	0	.201
	Fayetteville (A)	2	0	0.94	7	5	0	0	1	28.2	15	5	3	1	1	16	40	2	0	.147
	Corpus Christi (AA)	6	3	2.07	17	11	0	0	3	74.0	31	18	17	5	2	39	114	2	0	.124
	Round Rock (AAA)	0	0	1.64	2	2	0	0	0	11.0	5	2	2	1	1	4	16	0	0	.128
2020	HOUSTON	5	2	3.48	12	10	0	0	0	54.1	36	21	21	11	2	18	54	4	2	.188
MINOR LEAGUE TOTALS		26	11	2.22	92	55	0	0	7	377.0	225	106	93	22	16	163	512	17	4	.170
MAJOR LEAGUE TOTALS		5	2	3.48	12	10	0	0	0	54.1	36	21	21	11	2	18	54	4	2	.188

WILD CARD SERIES RECORD

Year	Team/Opp.	W	L	ERA	G	GS	CG	SHO	SV	IP	H	R	ER	HR	HB	BB	SO	WP	BK	AVG
2020	HOU/MIN	1	0	0.00	1	0	0	0	0	3.0	0	0	0	0	0	2	2	0	0	.000

DIVISION SERIES RECORD

Year	Team/Opp.	W	L	ERA	G	GS	CG	SHO	SV	IP	H	R	ER	HR	HB	BB	SO	WP	BK	AVG
2020	HOU/OAK	1	0	0.00	2	0	0	0	0	3.1	3	0	0	0	1	1	6	0	0	.231

CHAMPIONSHIP SERIES RECORD

Year	Team/Opp.	W	L	ERA	G	GS	CG	SHO	SV	IP	H	R	ER	HR	HB	BB	SO	WP	BK	AVG
2020	HOU/TB	0	0	9.00	2	0	0	0	0	3.0	2	3	3	1	0	2	5	0	0	.182

JAVIER CAREER TRANSACTIONS

- Signed by Houston as a non-drafted free agent on March 19, 2015.

JAVIER GAME HIGHS

Longest Winning Streak:	3 -- Aug. 15-Sept. 2, 2020
Longest Losing Streak:	1 (2x) -- last, Sept. 7, 2020
Strikeouts:	8 -- July 29, 2020 vs. Los Angeles (NL)
Walks:	3 (2x) -- last, Sept. 7, 2020 at Oakland
Innings (starter):	6.2 -- Sept. 2, 2020 vs. Texas
Innings (relief):	2.0 -- Sept. 13, 2020 at Los Angeles (NL)
Low-Hit Game (CG):	none



TAYLOR JONES

Born: 12/6/93 in Kent, WA

Opening Day Age: 27

Contract Status: Signed through 2021

Acquired: Selected in the 19th round of the June 2016 draft.

Resides: Kent, WA

ML Service: 0.042

28

IF

B/T	HEIGHT	WEIGHT
R/R	6'7"	234

COACHING STAFF

JONES

PLAYER DEVELOPMENT

2020 REVIEW

OPPONENTS

HISTORY AND RECORDS

SPRING TRAINING

MEDIA INFORMATION

MINUTE MAID PARK

CAREER HIGHLIGHTS

- Towering right-handed hitter made his MLB debut with the Astros in 2020, batting .190 (4x21) with one double, one homer and three RBI in seven games.
- Has batted .265 (402x1518) with 90 doubles, 55 homers and a .360 OBP in four seasons in the Astros minor league system (2016-19).
- Had a breakout 2018 season in which he was named a Double A Texas League Midseason All-Star.
- Was named the Top Star of the 2018 Texas League All-Star Game.
- Was named to the Class A Short Season New York-Penn League Midseason All-Star Team in 2016.

2020 SEASON:

- Made his MLB debut with Houston, appearing in seven games over three stints in the Majors.
- Was recalled to Houston from the Alternate Training Site on July 25 for his first MLB stint.
- Made his MLB debut on July 26 vs. SEA and went 0x2 in a start at first base.
- Recorded his first Major League hit and RBI on Aug. 19 at COL...went 2x5 with two RBI.
- Smacked his first-career homer on Aug. 22 at SD, a solo homer off Zach Davies.

MINOR LEAGUE CAREER:

- Batted .291 with 28 doubles, 22 homers and 84 RBI in 125 games at Triple A Round Rock in **2019**... started 64 games at first base, 27 in left field, 14 at third base and two in right field.
- Tallied five hits and six RBI on June 6, 2019 at Las Vegas.
- Was named a 2019 MiLB.com Organization All-Star.
- Had a breakout **2018** season, earning Texas League Midseason All-Star honors after batting .314 with 25 doubles, one triple, 13 homers, 63 RBI and a .936 OPS (.409 OBP/.528 SLG) in 84 games with Double A Corpus Christi.
- Was named the Top Star of the 2018 Texas League All-Star Game after beating Victor Roache in the sudden-death home run contest to decide the winner of the game...went 2x4 with a double during the actual game.
- Was named the Astros 2018 April Minor League Player of the Month.
- Hit .222 with 13 doubles, seven homers and 45 RBI in 105 combined games between Class A Advanced Buies Creek (55g) and Class A Quad Cities (50g) in **2017**.
- Was a **2016** New York-Penn League Midseason All-Star in his first professional season.

NOTES

- Graduated from Kentwood HS in Covington, Wash. in 2012...was the 2012 Kentwood Athlete of the Year...lettered three years in baseball and basketball...was a pitcher and first baseman...was a forward on the basketball team...led his baseball team to two state championships (2012, 2010) and his basketball team to a state title in 2010.
- Attended Gonzaga University, where he was a two-way player over his first two years at the school before converting to a full-time position player in his junior year...hit .332 and ranked sixth in the nation in doubles (27) as a senior...hit .358 and earned First Team All-WCC honors as a sophomore in 2015.
- Was selected by the Astros in the 19th round of the 2016 draft...signed by Astros scout Bryan Byrne.
- Was added to the 40-man roster on Nov. 20, 2019... is signed to a one-year contract through the 2021 season.

TAYLOR MICHAEL JONES

Year	Team	AVG	G	AB	R	H	2B	3B	HR	RBI	BB	SO	SB	CS	OBP	SLG	SF	SH	HB	E
2016	Tri-City (A)	.252	70	254	34	64	17	0	8	38	32	61	1	1	.354	.413	0	0	8	5
2017	Quad Cities (A)	.218	50	174	23	38	8	0	5	28	17	50	0	0	.303	.351	4	1	6	2
	Buies Creek (A)	.225	55	191	17	43	5	1	2	17	28	51	0	0	.323	.293	3	0	1	2
2018	Corpus Christi (AA)	.314	84	309	45	97	25	1	13	63	45	78	2	0	.409	.528	5	0	8	1
	Fresno (AAA)	.210	39	143	16	30	7	1	5	17	16	46	0	0	.294	.378	2	0	2	4
2019	Round Rock (AAA)	.291	125	447	86	130	28	0	22	84	68	112	0	1	.388	.501	8	0	8	3
2020	HOUSTON	.190	7	21	3	4	1	0	1	3	1	7	0	0	.227	.381	0	0	0	0
MINOR LEAGUE TOTALS		.265	423	1518	221	402	90	3	55	247	206	398	3	2	.360	.437	22	1	33	17
MAJOR LEAGUE TOTALS		.190	7	21	3	4	1	0	1	3	1	7	0	0	.227	.381	0	0	0	0

JONES CAREER TRANSACTIONS

- Selected by the Astros in the 19th round of the June 2016 draft.

JONES GAME HIGHS

Hits:2 -- Aug. 19, 2020 at Colorado
Home Runs:1 -- Aug. 22, 2020 at San Diego
RBI:1 -- Aug. 19, 2020 at Colorado
Stolen Bases:none
Longest Hitting Streak:2 -- Aug. 21-22, 2020
Career Grand Slams (0):none

JONES CAREER FIELDING

YEAR	POSITION	PCT.	G	PO	A	E	TC	DP
2020	First Base	1.000	3	16	0	0	16	3
TOTALS	First Base	1.000	3	16	0	0	16	3



NON-ROSTER INVITEE

GRAE KESSINGER

Born: 8/25/1997 in Oxford, MS
Opening Day Age: 23
Contract Status: Signed through 2021
Acquired: Selected in the second round of the June 2019 draft.
Resides: Oxford, MS
ML Service: 0.000

93

IF

B/T	HEIGHT	WEIGHT
R/L	6'2	208

COACHING STAFF

KESSINGER

CAREER HIGHLIGHTS

- Slick-fielding shortstop has recorded a .232 (49x211) batting average with nine stolen bases and 20 RBI in one season in the Astros system (2019).

MINOR LEAGUE CAREER:

- Did not play in an official game in **2020** due to the COVID-19 shutdown...returned to the field for Instructional Camp in October.
- Spent **2019** between Class A Short Season Tri City (12g) and Class A Quad Cities (50g), batting .232 (49x211) with 10 doubles, 20 RBI, 29 walks and a .641 OPS (.333 OBP / .308 SLG) in 62 games.

NOTES

- Graduated from Oxford High School in Mississippi in 2016...ranked by Perfect Game as the No. 2 prospect in Mississippi and the 74th-best prospect in the nation...was four-time All-State as a shortstop.
- Was selected by the Padres in the 26th round of the 2016 MLB Draft but opted to attend Ole Miss.
- Hit .332 (87x262) with 18 doubles, five home runs, 47 RBI and an .885 OPS (.458 SLG/.427 OBP) in 65 games as a junior at Ole Miss in 2019...was First Team All-SEC and a Third Team All-American...was also a finalist for the 2019 Brooks Wallace Award, which is presented annually to honor the nation's most outstanding shortstop.
- Drafted by the Astros in the second round of the June 2019 draft...signed by Astros scout Travis Coleman.
- Is the grandson of two-time Gold Glove winning Cubs infielder Don Kessinger...both his father, Kevin, and uncle, Keith, played baseball professionally and were drafted out of Ole Miss...Keith reached the Majors with Cincinnati in 1993.
- Was invited to his first Major League Spring Training...is signed to a one-year contract through the 2021 season.

PLAYER DEVELOPMENT

2020 REVIEW

OPPONENTS

HISTORY AND RECORDS

SPRING TRAINING

MEDIA INFORMATION


MINUTE MAID PARK

GRAEBER CRAWLEY KESSINGER

Year	Team	AVG	G	AB	R	H	2B	3B	HR	RBI	BB	SO	SB	CS	OBP	SLG	SF	SH	HB	E
2019	Tri City (A)	.268	12	41	5	11	4	0	0	3	3	4	1	1	.333	.366	0	0	1	1
	Quad Cities (A)	.224	50	170	25	38	6	0	2	17	26	32	8	2	.333	.294	2	0	3	0
MINOR LEAGUE TOTALS.		.232	62	211	30	49	10	0	2	20	29	36	9	3	.333	.308	2	0	4	1

KESSINGER CAREER TRANSACTIONS

- Selected by Houston in the second round of the June 2019 draft.



NON-ROSTER INVITEE

CARSON LARUE

82

RHP

B/T	HEIGHT	WEIGHT
R/R	6'1"	190

Born: 3/6/96 in Dewey, OK
Opening Day Age: 25
Contract Status: Signed through 2021
Acquired: Selected in the 14th round of the June 2016 draft.
Resides: Dewey, OK
ML Service: 0.000

CAREER HIGHLIGHTS

- Right-handed pitcher is entering his sixth year with Houston...has recorded a 4.26 (167ER/352.2IP) ERA with 298 strikeouts in his minor league career.
- Selected to the Class A Midwest League Midseason All-Star team in 2017.

MINOR LEAGUE CAREER:

- Did not play in an official game in **2020** due to the pandemic-shortened season.
- In **2019**, split the season between Double A Corpus Christi (16g) and Triple A Round Rock (7g).
- Spent the entire **2018** season Class A Buies Creek, tossing 116.1 innings with a 4.18 ERA (54ER/116.1IP).
- Notched a 2.86 ERA (32ER/100.2IP) in **2017** with Quad Cities...was selected to the Midwest League Midseason All-Star team.
- Pitched in four games in Houston's system in **2016** after getting drafted by the club in June.

NOTES

- Graduated from Dewey High School in Oklahoma in 2014...went 9-0 with a 0.24 ERA as a senior, striking out 116 in 59.0 innings pitched...was a 2014 Perfect Game West All-Region selection.
- Attended Oklahoma State University in 2015 and pitched in 17 games...transferred to Cowley Community College in 2016 and went 10-1 with a 2.07 ERA and eight complete games in 2016...was a mid-year transfer in 2016 (did not pitch at OK State in 2016 prior to his transfer).
- Selected by Houston in the 14th round of the 2016 MLB Draft...signed by Astros scout Jim Stevenson.
- Is signed to a minor league contract for the 2021 season...will attend Astros Spring Training for the first time this year.

CARSON LARUE

Year	Team	W	L	ERA	G	GS	CG	SHO	SV	IP	H	R	ER	HR	HB	BB	SO	WP	BK	AVG
2016	GCL Astros (ROK)	0	0	1.35	3	0	0	0	0	6.2	7	1	1	0	0	0	5	0	0	.259
	Greeneville	0	0	0.00	1	0	0	0	0	2.0	0	0	0	0	0	0	3	0	0	.000
2017	Quad Cities (A)	12	4	2.86	20	16	0	0	1	100.2	76	37	32	7	1	28	95	6	0	.207
	Buies Creek (A)	0	3	5.12	4	3	0	0	0	19.1	30	11	11	2	0	2	10	4	0	.349
2018	Buies Creek (A)	8	7	4.18	25	17	0	0	0	116.1	109	56	54	13	2	40	99	4	1	.248
2019	Corpus Christi (AA)	2	4	5.96	16	13	1	0	0	71.0	77	51	47	8	1	24	64	4	0	.281
	Round Rock (AAA)	2	4	5.40	7	7	1	0	0	36.2	39	27	22	9	3	15	22	2	1	.281
MINOR LEAGUE TOTALS		24	22	4.26	76	56	2	0	1	352.2	338	183	167	39	8	109	298	24	2	.252

LARUE CAREER TRANSACTIONS

- Selected by Houston in the 14th round of the June 2016 draft.



NON-ROSTER INVITEE

KOREY LEE

Born: 7/25/98 in Escondido, CA

Opening Day Age: 22

Contract Status: Signed through 2021

Acquired: Selected in the first round (32nd overall) of the June 2019 draft.

Resides: Escondido, CA

ML Service: 0.000

87

C

B/T	HEIGHT	WEIGHT
R/R	6'2	208

COACHING STAFF

LEE

CAREER HIGHLIGHTS

- The Astros first-round pick in 2019 is entering his third year in organization, and second season.

MINOR LEAGUE CAREER:

- Did not play in an official game in **2020** due to the pandemic-shortened season...returned to the field for Houston's Instructional Camp in October in West Palm Beach.
- Spent his first professional season in **2019** with Tri-City after getting drafted by the Astros...batted .268 (60x224) with a .730 OPS (.359OBP/.371SLG) in 64 games.

NOTES

- Graduated from Vista High School in California in 2016...hit .407 as a senior...was a First-Team All-Avocado League selection as a junior and season...also played three years of water polo and helped his team to an Avocado League championship as a junior.
- Attended the University of California, Berkeley... during his junior 2019 season, hit .338 (67x198) with 12 doubles, 15 home runs and 57 RBI while posting a 1.045 OPS (.619 SLG/.419 OBP) in 51 games for the Golden Bears...was a First Team All-Pac 12 selection and a semifinalist for the Buster Posey Award, which goes to the top collegiate catcher...played with Darren Baker, the son of Astros manager Dusty Baker.
- Selected by the Astros in the first round (32nd overall) of the 2019 MLB Draft...signed by Astros scout Tim Costic.
- Was invited to his first Major League Spring Training in 2021...is signed to a one-year contract through the 2021 season.

PLAYER DEVELOPMENT

2020 REVIEW

OPPONENTS

HISTORY AND RECORDS

SPRING TRAINING

MEDIA INFORMATION

MINUTE MAID PARK

KOREY BRYAN LEE

Year	Team	AVG	G	AB	R	H	2B	3B	HR	RBI	BB	SO	SB	CS	OBP	SLG	SF	SH	HB	E
2019	Tri-City (A)	.268	64	224	31	60	6	4	3	28	28	49	8	5	.359	.371	2	0	5	4
MINOR LEAGUE TOTALS		.268	64	224	31	60	6	4	3	28	28	49	8	5	.359	.371	2	0	5	4

LEE CAREER TRANSACTIONS

- Selected by Houston in the first round (32nd overall) of the June 2019 draft.



NON-ROSTER INVITEE

PEDRO LEON

Born: 5/28/98 in La Habana, Cuba
Opening Day Age: 22
Contract Status: Signed through 2021
Acquired: Signed as a non-drafted free agent on Jan. 15, 2021.
Resides: Santo Domingo, DR
ML Service: 0.000

98

OF

B/T	HEIGHT	WEIGHT
R/R	5'10	170

CAREER HIGHLIGHTS

- 22-year-old five-tool prospect is entering his first season in affiliated professional baseball...signed with the Astros in January as an international free agent after spending two seasons playing for the Huracanes de Mayabeque in Cuba's Serie Nacional from 2017-19.
- Was a career .359 hitter (88x245) with 15 doubles, 21 homers, 61 RBI, eight stolen bases and a 1.098 OPS in 65 games in Cuba's Serie Nacional.
- Was an All-Star as a 20-year-old during his 2018 season in Cuba.
- Was ranked by MLB.com as the No. 7 international prospect in the 2021 signing class.

INTERNATIONAL CAREER:

- Played in 33 games with Mayabeque in Cuba's Serie Nacional during the **2018-19** season, batting .383 (49x128) with seven doubles, 15 homers, 36 RBI and a 1.256 OPS (.467 OBP/.789 SLG)...was named to the All-Star team.
- In his first professional season, batted .333 (39x117) with eight doubles, six homers, 25 RBI and a .921 OPS (.365 OBP/.556 SLG) in 32 games for Mayabeque during the **2017-18** campaign as a 19-year-old.

NOTES

- Was signed by the Astros as a non-drafted free agent on Jan. 15, 2021...signed by Astros scout Charlie Gonzalez.
- The Astros evaluated Leon as having 60-grade hitting ability, 60-grade power, 70-grade running, 65-70 grade defense, and an 80-grade arm (based on the 20-80 scouting scale)...during workouts, the Astros clocked Leon's throws from the outfield at 96-100 miles per hour.
- Received his first-career invitation to Major League Spring Training camp in 2021...is signed to a one-year contract through the 2021 season.

PEDRO MANUEL LEON FERNANDEZ

Year	Team	AVG	G	AB	R	H	2B	3B	HR	RBI	BB	SO	SB	CS	OBP	SLG	SF	SH	HB	E
2017-18	Mayabeque (CNS)	.333	32	117	21	39	8	0	6	25	4	20	1	3	.365	.556	2	3	3	-
2018-19	Mayabeque (CNS)	.383	33	128	33	49	7	0	15	36	16	26	7	5	.467	.789	1	2	5	-
INTL. TOTALS		.359	65	245	54	88	15	0	21	61	20	46	8	8	.420	.678	3	5	8	-

LEON CAREER TRANSACTIONS

- Signed by the Astros as a non-drafted free agent on Jan. 15, 2021.



MARTÍN MALDONADO

Born: 8/16/86 in Naguabo, PR

Opening Day Age: 34

Contract Status: Signed through 2021

Acquired: Signed a two-year contract as a free agent on Dec. 23, 2019.

Resides: Toa Alta, PR

ML Service: 8.156

15
C
R/R
HEIGHT
WEIGHT
6'0"
238

COACHING STAFF

MALDONADO

CAREER HIGHLIGHTS

- Veteran catcher and 2017 Rawlings Gold Glove Award winner has batted .218 (488x2235) with 69 homers, 244 RBI and 236 runs scored in 764 career games across nine Major League seasons with Milwaukee (2011-16), the Los Angeles Angels (2017-18), Houston (2018-20), Kansas City (2019) and the Chicago Cubs (2019).
- Has been one of the top catchers in the Majors since his breakout 2017 season...since that year, ranks fourth among MLB catchers in games played (404), fourth in defensive runs saved (32), and fifth in caught stealing percentage (32.5%, 51CS/157ATT).
- In 2017, was a Rawlings Gold Glove Award recipient and the Wilson Defensive Player of the Year for catchers...led the Majors with 137 games behind the dish...also led AL backstops in fielding percentage (.998) and caught stealing percentage (38.7%).
- Has started 24 postseason games for the Astros over the last three seasons (2018-20)...owns the second-most starts by an Astros catcher in postseason history behind only Brad Ausmus (30).
- Caught the Astros four-pitcher no-hitter on Aug. 3 vs. SEA, becoming the 10th catcher in club history to catch a no-hitter...was his first-career no-hitter.
- Homered in Game 2 of the 2019 World Series, becoming the fifth Puerto Rican-born catcher to homer in a World Series game, joining Sandy Alomar Jr., Jorge Posada, Roberto Perez and Javy Lopez.

2020 SEASON:

- Posted a career-best .350 OBP across 47 games in the pandemic-shortened season.
- Led AL catchers in walks (27) while ranking second in RBI (24) and fifth in OPS (.727).
- Started 46 of Houston's 50 games, leading all MLB catchers in starts...was four starts ahead of the second-place finisher, Yadier Molina (42).
- Hit .375 (12x32) with runners in scoring position, the seventh-best mark in the AL.
- **OPENING DAY:** Made his fourth-consecutive and fifth-career Opening Day start on July 24 vs. SEA...went 2x4 with two RBI on Opening Day.
- Became the first MLB catcher with six-or-more RBI over the first three games of a season since Brian McCann in 2007 (6 RBI).
- Set a club record for RBI by a catcher over the first three games of a single season (6RBI)...topped the previous record of 4 RBI, which was posted by Hal Smith in 1962, the franchise's inaugural season, and Brad Ausmus in 2002.
- On Aug. 29, became the first Astros catcher to start both games of a doubleheader since Tony Eusebio on July 8, 1995 vs. SD.
- Recorded a steal on his 34th birthday on Aug. 17 vs. SEA...was the third stolen base of his career (last, Aug. 5, 2016 at ARI)...became the first Astros catcher to record a stolen base on his birthday.
- Became the first MLB catcher to steal a base and record a caught stealing on his birthday since Jake Early did so on May 19, 1948.

NOTES

- Graduated from Dr. Juan J Nunez High School in Puerto Rico.
- Was selected by the Angels in the 27th round of the 2004 MLB Draft...signed by Angels scout Arnold Cochrane.
- Internationally, played for Puerto Rico in the 2013 World Baseball Classic.
- **IN THE COMMUNITY:** In January of 2013 and 2014, hosted a carnival for kids of Three Kings Day in Naguabo, PR...hosted over 250 children in 2013 and 300 in 2014.
- Along with his wife, Janelise, the Correa Family, and other Puerto Rican MLB players, created a partnership to deliver disaster relief to Puerto Rico during the COVID-19 pandemic...the group partnered with Crane Worldwide Logistics and The Astros Foundation, who covered 100% of the freight and transportation costs in getting four ocean containers and three truckloads of supplies to Puerto Rico.
- Signed a two-year contract with Houston as a free agent on Dec. 23, 2019...his deal runs through the 2021 season.

PLAYER DEVELOPMENT

2020 REVIEW

OPPONENTS

HISTORY AND RECORDS

SPRING TRAINING

MEDIA INFORMATION

MINUTE MAID PARK

- **POSTSEASON:** Finished the postseason batting .171 (6x41) with a home run, 2 doubles and 6 walks.
- Started in 12 of the Astros 13 postseason games.
- **ALDS VS. OAK:** Went 1x3 with homer in Game 2.

2019 SEASON:

- Played in 105 games across three teams, as he was traded twice...began the season with Kansas City (74g) before joining the Cubs (4g) and Astros (27g) via trade.
- Joined the Astros in a midseason trade for the second-consecutive season...was acquired by Houston from the Cubs on July 31 in exchange for IF/OF Tony Kemp.
- Set a career-high in runs (46) and tied his career-high in doubles (19, also 2017).
- Made 24 starts for Houston, with the Astros going 14-7 in those games...while with Houston, batted .310 (9x29) with three doubles, three homers, four RBI and a 1.136 OPS (.412 OBP/.724 SLG) against left-handed pitchers.
- Was traded to the Cubs on July 15 in exchange for LHP Mike Montgomery.
- **OPENING DAY:** Started on Opening Day for the third consecutive season, playing catcher for the Royals.
- Drew two walks in the 2nd inning on May 14 vs. PHI, becoming the first Royal with multiple walks in an inning since Ken Harvey on Sept. 13, 2004 (5th).
- Tied a career-high with three extra-base hits on June 28 at TOR...marked the first time a Royals catcher had at least three extra-base hits in a game since Salvador Perez did so on Aug. 28, 2013 vs. MIN.
- Caught his first-career no-hitter on Aug. 3 vs. SEA, becoming the 10th Astros catcher to catch a no-hitter and first since Jason Castro (8/21/15 vs. LAD).
- Recorded the third multi-homer game of his career on Sept. 10 vs. OAK...was his first multi-homer game since Sept. 4, 2017 at OAK.
- **POSTSEASON:** Hit safely in five of seven games in the postseason, posting a .300 (6x20) average with one home run and two RBI.
- **WORLD SERIES VS. WSH:** Started Games 2 and 5.
- Homered in Game 2, marking the second postseason home run of his career...he and Robinson Chirinos (2HR) combined to tie the second-most homers by a catching corps. during a single World Series with the 1956 Yankees, behind only the 1972 A's (4 HR).
- Became the fifth Puerto Rican-born catcher to homer in the Fall Classic, joining Sandy Alomar Jr., Jorge Posada, Roberto Perez and Javy Lopez.

2018 SEASON:

- Split the season between the Angels (78 games) and Astros (41 games)
- Was acquired by the Astros on July 26 in exchange for LHP Patrick Sandoval and international bonus pool money
- Made a combined 111 starts behind the plate, which ranked third in the American League.
- Ranked second among Major League backstops in caught stealing percentage (45.5%), throwing out 15-of-33 would-be basestealers, trailing only Salvador Perez (47.1%)
- Threw out five-of-eight runners attempting to steal (62.5%) in his 41 games with Houston.
- **OPENING DAY:** Made his second consecutive Opening Day start with the Angels, going 3x5 with a double and an RBI at OAK on March 29.
- Became the third Halos catcher to record three hits on Opening Day, joining Lance Parrish (1991) and Tom Satriano (1969).
- Finished a single shy of hitting for the cycle on Aug. 19 at OAK, going 3x4 with a solo homer...his triple marked the third of his career and first since June 23, 2017 at BOS...became the first MLB catcher to record a double, triple and homer in the same game since Jarrod Saltalamacchia did so on Sept. 12, 2012 with Boston.
- Also finished a triple shy of hitting for the cycle on Aug. 22 at SEA, going 3x5 with three RBI.
- **POSTSEASON:** Made his first appearance in the postseason, starting six of the Astros' eight playoff games behind the plate.
- **ALDS V.S. CLE:** Belted his first postseason home run in Game 1 of the, hitting a solo shot off Cody Allen in the seventh inning at Minute Maid Park.

2017 SEASON:

- Won his first career Rawlings Gold Glove Award in his seventh Major League season.
- Joined Bob Boone (1982, 1986-88) and Bengie Molina (2002-03) as the only Angels catchers to win the award.
- 2019 Wilson's Defensive Player of the Year at catcher.
- Led the Majors in games caught (137g), tying the seventh-most in Angels franchise history and most since Bob Boone's 144 starts in 1986.
- Led AL backstops with a .998 fielding percentage, a 38.7 caught stealing rate (min. 100 G) and was tied for the lead with 22 catcher caught stealings (Yan Gomes).
- His .998 fielding percentage was the second-best mark by a Halo catcher in club history (Bengie Molina, .999 in 2002) and his 38.7% caught stealing was the best by an Angel since Bengie Molina in 2003 (44.4%).
- Set new career highs in hits, runs, doubles, home runs, RBI and games played.
- His 95 hits and 14 homers were the most by an Angels catcher since Mike Napoli in 2009 (104H/14 HR).
- Finished second in the AL with 19 hit by pitches, the second-most HBP by an AL catcher since 1974, trailing only Jason Kendall's 20 HBP with the A's in 2005.



2016 SEASON:

- Tied a career high with eight home runs and set new career highs in walks (35) and OBP (.332).
- Threw out 34.8% of would-be base stealers (16 CS/46 ATT), which was good for second in the National League (min. 500 inn.) and sixth overall in the Majors.
- Milwaukee pitchers fashioned a 3.91 ERA (243ER/559 IP) with him behind the plate, good for seventh in the NL, compared to a 4.18 ERA (407ER/875.1IP) with all other Brewer backstops.
- Posted a .720 OPS following the All-Star Break.

2015 SEASON:

- Threw out 17-of-46 runners attempting to steal (37%), tops in the National League (min. 500 inn.).
- Tallied a walk-off RBI-single in the 11th inning on Mother's Day on May 10, with his mother, Jeanette, in attendance.
- Notched his first career walk-off homer in the 17th inning on May 31 vs. ARI...became first player in MLB history to hit a walk-off homer while playing at least 17 innings in a game...tied the Brewers club mark for the latest walk-off homer (Dave May, May 15, 1973 vs. CLE).

2014 SEASON:

- Brewers pitchers fashioned a 3.77 ERA (115ER/274.1 IP) with him behind the plate during his fourth big league season.
- Pitched the 8th inning on Apr. 30 at STL, allowing one hit with no runs...was his first-career appearance pitching in a Major League game.

2013 SEASON:

- Saw Milwaukee pitchers fashion a 3.17 ERA (129ER/366.2IP) during his 47 games at catcher
- Committed just one error in 366.2 innings at catcher (.997 fielding percentage).
- **OPENING DAY:** Made his first career Opening Day roster in what was his third campaign with the Brewers (first full).
- Threw out eight-of-27 (29.6%) base stealers.

2012 SEASON:

- Began the season at Triple A before playing in 78 games in the Majors with the Brewers.
- Made his first-career Major League start on May 29 at LAD, collecting his first Major League hit (single).
- Tallied his first Major League home run on June 3 vs. PIT.
- Belted his first career grand slam Oct. 2 vs. SD...the four RBI marked a career-high.

2011 SEASON:

- Made his first appearance in the Majors with Milwaukee.
- After combining to hit .287 with 11 home runs and 59 RBI in the minors, was recalled on Sept. 1 and made his Major League debut Sept. 3 at Houston.

MINOR LEAGUE CAREER:

- Split the **2010** season between Class A Brevard County (10g) Double A Huntsville (34g) and Triple A Nashville (52g)...named the best defensive catcher in the Brewers organization according to *Baseball America*.
- Played at Triple A Nashville (7g), Class A Wisconsin (7g) and Class A Brevard County (81g) in **2009**... following the season, played for Mayaguez in the Puerto Rican Winter League.
- Batted .229 with two home runs and 17 RBI in 65 games in **2008** between Class A Brevard County (34g) and Double A Huntsville (31g).
- Was released by Los Angeles (AL) on Jan. 10 and signed with Milwaukee on Jan. 24, **2007**...batted .221 with 2 HR and 22 RBI in 66 games at Class A West Virginia.
- Appeared in 21 games in **2006** with the Rookie Level Arizona Angels...batted .222 with six RBI.
- Played in 36 games between Rookie Level Arizona Angels (27g) and Orem (9g) in **2005**, where he batted .254 with one homer and 12 RBI.
- Played in 25 games with the Rookie Level Arizona Angels in **2004**.

PERSONAL:

- Martín and his wife, Janelise, reside in Toa Alta, Puerto Rico with their children, Anaiah Mila and Aiden.

MARTÍN VALDES MALDONADO

Year	Team	AVG	G	AB	R	H	2B	3B	HR	RBI	BB	SO	SB	CS	OBP	SLG	SF	SH	HB	E
2004	Arizona (R)	.217	25	60	5	13	1	0	0	4	3	13	2	1	.277	.233	0	0	2	7
2005	Arizona (R)	.256	27	86	6	22	2	0	0	10	2	9	0	0	.278	.279	1	1	1	3
	Orem (R)	.250	9	32	4	8	0	0	1	2	2	6	0	0	.294	.344	0	0	0	3
2006	Arizona (R)	.222	21	63	9	14	1	1	0	6	7	12	0	2	.329	.270	3	0	3	6
2007	West Virginia (A)	.221	66	208	20	46	8	0	2	22	14	12	0	2	.329	.288	6	1	13	5
2008	Brevard County (A)	.266	34	94	8	25	8	0	0	9	8	17	3	1	.352	.351	2	1	5	5
	Huntsville (AA)	.194	31	98	4	19	2	0	2	8	1	24	0	0	.225	.276	4	0	0	1
2009	Brevard County (A)	.199	81	251	25	50	9	0	2	21	30	51	2	1	.300	.259	9	2	7	4
	Nashville (AAA)	.333	7	18	1	6	1	0	0	3	1	2	0	0	.350	.389	0	1	0	1
	Wisconsin (A)	.105	7	19	1	2	0	0	0	2	2	7	1	0	.182	.105	0	1	0	0
2010	Brevard County (A)	.121	10	33	1	4	0	0	0	3	1	8	1	0	.189	.121	0	1	2	0
	Huntsville (AA)	.252	34	103	9	26	6	0	2	12	9	24	0	2	.347	.369	2	2	7	4
	Nashville (AAA)	.253	52	174	19	44	9	0	7	26	14	45	0	1	.309	.425	7	4	2	2
2011	Nashville (AAA)	.321	39	134	23	43	5	0	8	25	16	21	0	0	.410	.537	4	1	5	1
	Huntsville (AA)	.264	64	208	24	55	13	0	3	34	19	56	2	1	.349	.370	3	2	9	5
	MILWAUKEE	.000	3	1	0	0	0	0	0	0	0	1	0	0	.000	.000	0	0	0	0
2012	Nashville (AAA)	.198	35	121	10	24	6	0	4	13	9	37	0	2	.270	.247	1	3	4	6
	MILWAUKEE	.266	78	233	22	62	9	0	8	30	17	56	1	1	.321	.408	4	0	2	6
2013	MILWAUKEE	.169	67	183	13	31	7	1	4	22	13	53	0	0	.236	.284	3	0	3	4
2014	MILWAUKEE	.234	52	111	14	26	5	0	4	16	11	32	0	0	.320	.387	4	0	2	7
2015	MILWAUKEE	.210	79	229	19	48	7	0	4	22	23	65	0	1	.282	.293	1	2	1	9
2016	MILWAUKEE	.202	76	208	21	42	7	0	8	21	35	56	1	0	.332	.351	3	1	6	7
2017	LOS ANGELES (AL)	.221	138	429	43	95	19	1	14	38	15	119	0	2	.276	.368	8	1	18	2
2018	LOS ANGELES (AL)	.223	78	265	24	59	14	0	5	32	13	73	0	1	.284	.332	1	1	10	4
	HOUSTON	.231	41	108	15	25	4	1	4	12	3	25	0	0	.257	.398	1	1	1	0
2019	KANSAS CITY	.227	74	238	26	54	15	0	6	17	17	55	0	0	.291	.366	1	2	5	2
	CHICAGO (NL)	.000	4	11	0	0	0	0	0	0	2	5	0	0	.154	.000	0	0	0	1
	HOUSTON	.202	27	84	20	14	4	0	6	10	13	26	0	0	.316	.464	0	0	1	3
2020	HOUSTON	.215	47	135	19	29	4	0	6	24	27	51	1	0	.350	.378	0	2	1	2
MINOR LEAGUE TOTALS		.236	542	1702	169	401	71	1	31	200	141	368	13	11	.313	.333	42	20	60	45
MAJOR LEAGUE TOTALS		.218	764	2235	236	488	95	3	69	244	189	617	3	5	.293	.356	7	26	51	47

WILD CARD SERIES RECORD

Year	Team/Opp.	AVG	G	AB	R	H	2B	3B	HR	RBI	BB	SO	SB	CS	OBP	SLG	SF	SH	HB	E
2020	HOU/MIN	.143	2	7	0	1	0	0	0	0	0	3	0	0	.143	.143	0	0	0	0

DIVISION SERIES RECORD

Year	Team/Opp.	AVG	G	AB	R	H	2B	3B	HR	RBI	BB	SO	SB	CS	OBP	SLG	SF	SH	HB	E
2018	HOU/CLE	.125	3	8	1	1	0	0	1	1	0	4	0	0	.125	.500	0	1	0	0
2019	HOU/TB	.250	2	8	0	2	1	0	0	0	0	4	0	0	.250	.375	0	0	0	0
2020	HOU/OAK	.143	4	14	3	2	0	0	1	1	0	8	0	0	.200	.357	0	0	1	0
DS TOTALS		.185	9	27	4	5	0	0	2	3	0	13	0	0	.214	.407	0	1	1	0

CHAMPIONSHIP SERIES RECORD

Year	Team/Opp.	AVG	G	AB	R	H	2B	3B	HR	RBI	BB	SO	SB	CS	OBP	SLG	SF	SH	HB	E
2018	HOU/BOS	.091	4	11	2	1	1	0	0	0	0	3	0	0	.167	.182	0	0	1	0
2019	HOU/NYY	.250	2	8	0	2	1	0	0	0	0	4	0	0	.250	.375	0	0	0	0
2020	HOU/TB	.214	7	14	3	3	2	0	0	0	4	7	0	0	.389	.357	0	1	0	0
LCS TOTALS		.182	13	33	5	6	4	0	0	0	4	14	0	0	.289	.303	0	1	1	0

WORLD SERIES RECORD

Year	Team/Opp.	AVG	G	AB	R	H	2B	3B	HR	RBI	BB	SO	SB	CS	OBP	SLG	SF	SH	HB	E
2019	HOU/WSH	.286	3	7	2	2	0	0	1	1	1	1	0	0	.375	.714	0	0	0	0

MALDONADO CAREER TRANSACTIONS

- Selected by Los Angeles (AL) in the 27th round of the June 2004 draft.
- Signed a minor league contract with Milwaukee on Jan. 24, 2007.
- On Suspended List, April 22-28, 2014.
- Acquired by Los Angeles (AL) along with C Jett Bandy from Milwaukee in exchange for RHP Drew Gagnon on Dec. 13, 2016.
- Acquired by Houston from Los Angeles (AL) in exchange for LHP Patrick Sandoval and future considerations on July 26, 2018.
- Signed a one-year contract with Kansas City as a free agent on March 11, 2019.
- Acquired by Chicago (NL) from Kansas City in exchange for LHP Mike Montgomery on July 15, 2019.
- Acquired by Houston from Chicago (NL) in exchange for OF Tony Kemp on July 31, 2019.



MALDONADO GAME HIGHS

Hits: 4 (2x) -- last, May 31, 2015 vs. Arizona
Home Runs: 2 (3x) -- last, Sept. 10, 2019 vs. Oakland
RBI: 4 (4x) -- June 24, 2019 vs. Toronto
Stolen Bases: 1 (2x) -- last, Aug. 5, 2016 at Arizona
Longest Hitting Streak: 7 -- July 21-Aug. 2, 2016
Career Grand Slams (1): Oct. 2, 2012 vs. San Diego (Anthony Bass)

LEADOFF HR

PINCH-HIT HR

WALK-OFF HR

No.	Date	Opp.	Pitcher	No.	Date	Opp.	Pitcher	No.	Date	Opp.	Pitcher
none				1	6/26/16	WSH	Kelley	1	5/31/15	ARI	Nuno III
				2	9/10/19	OAK	Roark				

MALDONADO CAREER FIELDING

YEAR	POSITION	PCT.	G	PO	A	E	TC	DP
2020	Catcher	.995	47	375	22	2	399	0
TOTALS	Catcher	.993	708	5391	353	43	5787	31
	First Base	.957	19	84	5	4	93	

COACHING STAFF

MALDONADO

PLAYER DEVELOPMENT

2020 REVIEW

OPPONENTS

HISTORY AND RECORDS

SPRING TRAINING

MEDIA INFORMATION

MINUTE MAID PARK



NON-ROSTER INVITEE

SCOTT MANEA

Born: 12/21/1995 in Shrewsbury, MA

Opening Day Age: 25

Contract Status: Signed through 2021

Acquired: From New York (NL) along with OF Ross Adolph and IF Luis Santana in exchange for IF J.D. Davis and IF Cody Bohanek on Jan. 6, 2019.

Resides: Shrewsbury, MA

ML Service: 0.000

88

C

B/T	HEIGHT	WEIGHT
R/R	5'11	229

CAREER HIGHLIGHTS

- 25-year old backstop is entering his sixth year in professional baseball (2016-21) and his third with the Astros...has hit .238 (77x345) with a .736 OPS in 252 career minor league games.

MINOR LEAGUE CAREER:

- Did not play in an official game in **2020** due to the pandemic-shortened season...returned to the field for the Astros Instructional Camp in October.
- Appeared in 102 games in **2019** with Class A Advanced Fayetteville...was traded to Houston from the New York Mets prior to the 2019 season.
- In **2018**, recorded career-highs in doubles (23), RBI (53) and OPS (.800) at Class A Columbia...was a South Atlantic League Midseason All-Star and an MiLB.com Organization All-Star.
- Spent the **2017** season with the Class A Brooklyn, posting a .380 on-base percentage.
- In his first professional season in **2016**, split time between the GCL Mets (3g) and Kingsport (10g).

NOTES

- Graduated from St. John's High School in Shrewsbury, Mass. in 2014.
- Was selected by the Mariners in the 40th round of the 2014 MLB Draft but did not sign.
- Attended North Carolina State University in 2015, where he played in six games as a freshman.
- Transferred to St. Petersburg Junior College in 2016 and hit .377 with 46 RBI in 50 games.
- Signed with the Mets as an undrafted free agent on July 28, 2016.
- Was traded to Houston in a five-player deal that sent IF J.D. Davis to the Mets.
- Was invited to his first-career Major League Spring Training camp this year...is signed to a one-year contract for the 2021 season.

SCOTT MANEA

Year	Team	AVG	G	AB	R	H	2B	3B	HR	RBI	BB	SO	SB	CS	OBP	SLG	SF	SH	HB	E
2016	GCL Mets (R)	.125	3	8	0	1	0	0	0	0	0	2	0	0	.222	.125	0	0	1	0
	Kingsport (R)	.100	10	30	4	3	1	0	0	3	6	4	0	0	.289	.133	0	0	2	2
2017	Brooklyn (A)	.223	37	112	10	25	3	0	1	11	18	18	0	1	.380	.277	1	0	11	3
2018	Columbia (A)	.261	100	345	48	90	23	0	12	53	35	66	0	0	.368	.432	1	0	24	7
2019	Fayetteville (A)	.235	102	328	41	77	14	0	12	49	36	83	1	4	.347	.387	3	0	22	1
MINOR LEAGUE TOTALS		.238	252	823	103	196	41	0	25	116	95	173	1	5	.357	.379	5	0	60	13

MANEA CAREER TRANSACTIONS

- Signed by New York (NL) as an undrafted free agent on July 28, 2016.
- Acquired by Houston from New York (NL) along with OF Ross Adolph and IF Luis Santana in exchange for IF J.D. Davis and IF Cody Bohanek on Jan. 6, 2019.



COACHING STAFF

MARTES

PLAYER DEVELOPMENT

2020 REVIEW

OPPONENTS

HISTORY AND RECORDS

SPRING TRAINING

MEDIA INFORMATION

MINUTE MAID PARK



FRANCIS MARTES

Born: 11/24/95 in Cotui, DR
Opening Day Age: 25
Contract Status: Signed through 2021

Acquired: From Miami along with OF Jake Marisnick, IF Colin Moran and a 2015 Competitive Balance Round A pick in exchange for RHP Jarrod Cosart, IF Kiké Hernandez and OF Austin Wates.

Resides: Santo Domingo, DR
ML Service: 0.116

50		
RHP		
B/T	HEIGHT	WEIGHT
R/R	6'0"	256

CAREER HIGHLIGHTS

- Young right-hander has made 32 appearances in the Majors (4 starts), all of which came during the 2017 season...went 5-2 with a 5.80 ERA (35ER/54.1IP) in those games.
- Has made just eight professional appearances since the end of the 2017 season...dealt with injuries in 2018, which included Tommy John surgery on Aug. 15, 2018...received an 80-game suspension for violating MLB's Joint Drug Prevention and Treatment program on March 12, 2019...received a 162-game suspension from MLB for a second violation of the program on Feb. 17, 2020.
- Prior to making his Major League debut, was tabbed as one of the best prospects in all of baseball...entered the 2017 season ranked as the Astros top prospect by MLB.com, *Baseball America* and ESPN.com...was a top-100 prospect in all of baseball per the three publications, coming in at No. 15 on *Baseball America's* list, No. 29 on MLB.com's and No. 37 on ESPN's.
- Had a banner 2016 season as he was named an MiLB.com Organizational All-Star, a Double A Texas League All-Star and an Arizona Fall League All-Star...went 9-6 with a 3.30 ERA (46ER/125.1IP) in 25 games (22 starts) for Double A Corpus Christi, while compiling 131 strikeouts and allowing just a .222 opponent batting average on the season...pitched his entire season at the age of 20, which made him the youngest pitcher in the Texas League.

NOTES

- Signed by the Miami Marlins as a non-drafted free agent out of the Dominican Republic on Nov. 2, 2012...signed by Marlins scouts Albert Gonzalez, Sandy Nin and Domingo Ortega.
- Acquired by Houston at the 2014 trade deadline in a seven-player swap that sent RHP Jarrod Cosart and Kiké Hernandez to the Marlins...in addition to receiving Martes, the Astros also acquired OF Jake Marisnick, IF Colin Moran and a 2015 Competitive Balance Round A pick, which turned into outfield prospect Daz Cameron...Moran has since been traded to Pittsburgh in the Gerrit Cole trade, while Cameron went to Detroit in the Justin Verlander deal.
- Was added to the Astros 40-man roster on June 8, 2017...is signed to a one-year contract through the 2021 season.

2020 SEASON:

- Missed the entire season, as he was suspended for 162 games by MLB on Feb. 17.
- The suspension was for a second violation of the Joint Drug Prevention and Treatment Program.

2019 SEASON:

- Appeared in just three minor league games, as he was recovering from Tommy John surgery and also received an 80-gamem suspension from MLB for a violation of the Joint Drug Prevention and Treatment Program.
- Appeared in two games for the Gulf Coast League Astros and one with Quad Cities...recorded a 6.75 ERA (5ER/5.1IP) with 13 strikeouts.
- Received his suspension on March 12.

2018 SEASON:

- Had an injury-plagued season, which cost him all but five minor league starts and 19.2 innings pitched.
- Returned to the mound on a minor league rehab assignment with the GCL Astros on Aug. 2 and pitched 1.0 inning in a start...was shut down for the season after that, eventually undergoing right elbow ulnar collateral ligament reconstruction surgery on Aug. 15.
- Started five games for Triple A Fresno in April, but was shut down after a start on April 29 and did not appear in a game for three months.



MARTES CAREER TRANSACTIONS

- Signed by Miami as a non-drafted free agent on Nov. 2, 2012.
- Acquired by Houston from Miami along with OF Jake Marisnick, IF Colin Moran and a 2015 Competitive Balance Round A pick in exchange for RHP Jarred Cosart, IF Kiké Hernandez and OF Austin Wates on July 31, 2014.
- On Suspended List, March 12-Aug. 17, 2019.
- On Suspended List, Feb. 17, 2020.

MARTES GAME HIGHS

Longest Winning Streak:	11 -- Aug. 21, 2016-June 2, 2017
Longest Losing Streak:	7 -- July 4-Aug. 29, 2012
Strikeouts:	13 -- July 19, 2015 vs. TEX
Walks:	6 (2x) -- last, April 10, 2016 at Milwaukee
Innings (starter):	9.0 (9x) -- last, April 25, 2017 at Cleveland
Innings (relief):	4.1 -- May 2, 2013 vs. Detroit
Low-Hit Game (CG):	3 -- Aug. 5, 2016 vs. Texas

COACHING STAFF



PLAYER DEVELOPMENT

2020 REVIEW

OPPONENTS

HISTORY AND RECORDS

SPRING TRAINING

MEDIA INFORMATION

MINUTE MAID PARK



NON-ROSTER INVITEE

SETH MARTINEZ

Born: 8/29/94 in Peoria, AZ

Opening Day Age: 26

Contract Status: Signed through 2021

Acquired: Selected in the second round of the minor league phase of the 2020 Rule 5 Draft.

Resides: Phoenix, AZ

ML Service: 0.000

83

RHP

B/T	HEIGHT	WEIGHT
R/R	6'2	200

CAREER HIGHLIGHTS

- Right-hander is entering his sixth year as a professional and first with Houston...spent the last five years pitching in the A's minor league system, where he went 15-20 with a 3.11 ERA (85ER/245.2IP) and 210 strikeouts in 108 games (11 starts).

MINOR LEAGUE CAREER:

- Did not pitch in an official game in **2020** due to the pandemic-shortened season.
- In **2019**, spent time at Double A Midland (16g) and Class A Advanced Stockton (26g), combining to post a 7-4 record with a 2.51 ERA (20ER/71.2IP) and 74 strikeouts in 42 games.
- Spent the entire **2018** season at Class A Beloit, where he went 3-5 with a 3.28 ERA (26ER/71.1IP) and 15 saves.
- Pitched the majority of the **2017** season at Class A Beloit (5-10, 3.49 ERA), but did appear in one game at Class A Short Season Vermont.
- Made his professional debut in **2016** with the Rookie Level AZL Athletics.

NOTES

- Graduated from Sunrise Mountain High School in California in 2013...played three years on the baseball team and two years on the golf team...was a two-time First Team All-District selection...threw a no-hitter during his junior year.
- Pitched for three years at Arizona State University, where he went 16-6 with a 3.50 ERA...went 9-4 with a 2.75 ERA as a junior, earning First Team All-Pac-12 honors.
- Selected by Oakland in the 17th round of the 2016 MLB Draft...signed by A's scout Scott Cousins.
- Was invited to his first Major League Spring Training camp with Houston in 2021...is signed to a one-year contract through the 2021 season.

SETH ANTONIO MARTINEZ

Year	Team	W	L	ERA	G	GS	CG	SHO	SV	IP	H	R	ER	HR	HB	BB	SO	WP	BK	AVG
2016	AZL Athletics (R)	0	0	3.86	3	0	0	0	1	2.1	3	1	1	0	0	2	2	0	0	.333
2017	Beloit (A)	5	10	3.49	20	10	0	0	1	95.1	90	46	37	9	5	19	73	1	0	.248
	Vermont (A)	0	1	1.80	1	1	0	0	0	5.0	7	1	1	0	1	0	3	0	0	.318
2018	Beloit (A)	3	5	3.28	42	0	0	0	15	71.1	68	32	26	5	6	18	58	4	0	.260
2019	Stockton (A)	3	3	3.35	26	0	0	0	2	43.0	29	16	16	3	4	9	41	1	0	.193
	Midland (AA)	4	1	1.26	16	0	0	0	0	28.2	21	5	4	0	1	9	33	0	0	.206
MINOR LEAGUE TOTALS		15	20	3.11	108	11	0	0	19	245.2	218	101	85	17	17	57	210	6	0	.240

MARTINEZ CAREER TRANSACTIONS

- Selected by Oakland in the 17th round of the June 2016 draft.
- Selected by Houston from Oakland in the second round of the minor league phase of the 2020 Rule 5 Draft.



CHAS MCCORMICK

Born: 4/19/1995 in West Chester, PA

Opening Day Age: 25

Contract Status: Signed through 2021

Acquired: Selected in the 21st round of the June 2017 draft.

Resides: Providence, RI

ML Service: 0.000

6		
OF		
B/T	HEIGHT	WEIGHT
R/L	6'0	202

COACHING STAFF

MCCORMICK

CAREER HIGHLIGHTS

- Versatile outfielder was added to the Astros 40-man prior to the 2020 **POSTSEASON**...he was active for both the Wild Card Series and ALDS, but did not make an appearance in a game.
- Has played four seasons (2017-20) in the Astros Minor League system, including a full 2020 season at the Astros Alternate Training Site...has posted a .276 (267x968) career batting average in his minor league career with 143 RBI and 41 stolen bases in 281 games.
- Has played in the postseason in all three of his minor league seasons (2017-19), posting a combined .341 (30x88) average with five homers, 15 RBI and a .984 OPS (.427 OBP/.557 SLG) in 22 games.

2020 SEASON:

- Was a non-roster invite to Spring Training and played in 17 games for the Astros, hitting .115 (3x26) with two homers and five RBI.
- Also invited to Summer Camp and later assigned to the club's Alternate Training site for the entire 2020 season...made several Major League road trips as a member of the Taxi Squad.
- Added to the Astros 40-man roster prior to the Postseason...was active for both the Wild Card Series and ALDS, but did not make an appearance.
- Played for Escogido in the Dominican Winter League, hitting .269 (7x26) with three doubles, one RBI and one stolen base in seven games.

MINOR LEAGUE CAREER:

- In **2019**, appeared in 110 games between Corpus Christi and Round Rock, batting .269 (99x368) with 14 homers, 66 RBI, and 16 stolen bases...in postseason action, led the Express to the Pacific Coast League finals by slashing .303/.410/.485 with two homers in eight games...also hit a walk-off home run in the semifinals.
- Batted .273 (118x432) with 55 RBI, 23 doubles and 19 stolen bases in career-high 120 games between Buies Creek (51g) and Corpus Christi (69g) in **2018**... hit .350 with three home runs in five playoff games for the Hooks
- In **2017**, played in 39 games between Greenville (8g), Buies Creek (4g) and Quad Cities (39g), where he batted .298 (50x168)...played for Quad Cities in their postseason and slashed .371/.465/.457 with six RBI in nine playoff games, leading his team to a Midwest League title.

NOTES

- Attended West Chester Henderson High School and became the first player in school history to score 1,000 career points in basketball and record 100 career hits in baseball.
- Went on to attend Division II Millersville, where he had an outstanding four-year career...was named the 2017 PSAC Eastern Division Athlete of the Year...helped the Marauders to a NCAA Division II Championship runner-up finish in 2016...finished his career at Millersville with a .373 average and a .441 OBP...owns the program and conference record with 306 career hits...is the only Marauder in program history to be a four-time All-PSAC East selection and one of only four to be a three-time first team selection...was a three-time All-Atlantic Region pick...finished career as Millersville's all-time record holder in hits, runs and RBI.
- Drafted by the Astros out of Millersville in the 21st round of the June 2017 draft...signed by Astros scout Zach Clark.
- Added to the club's 40-man roster on Sept. 29, 2020...this is his second Major League Spring Training, his first on the 40-man roster.

PLAYER DEVELOPMENT

2020 REVIEW

OPPONENTS

HISTORY AND RECORDS

SPRING TRAINING

MEDIA INFORMATION


MINUTE MAID PARK

CHAS KANE MCCORMICK

Year	Team	AVG	G	AB	R	H	2B	3B	HR	RBI	BB	SO	SB	CS	OBP	SLG	SF	SH	HB	E
2017	Greenville (R)	.500	8	90	7	15	3	0	0	4	4	2	4	1	.559	.600	0	0	0	0
	Buies Creek (A)	.188	4	16	0	3	0	0	0	0	0	2	1	0	.235	.188	0	0	1	0
	Quad Cities (A)	.262	39	122	21	32	6	1	2	18	11	16	1	3	.319	.377	2	1	0	0
2018	Buies Creek (A)	.264	51	182	26	48	13	3	2	27	19	34	7	0	.332	.401	5	1	2	0
	Corpus Christi (AA)	.280	69	250	33	70	10	1	2	28	24	32	12	4	.344	.352	5	0	3	0
2019	Corpus Christi (AA)	.277	53	177	26	49	3	3	4	22	39	28	9	3	.426	.395	0	0	7	0
	Round Rock (AAA)	.262	57	191	39	50	3	3	10	44	28	34	7	1	.347	.466	6	0	0	0
2020	did not appear in an official game																			
MINOR LEAGUE TOTALS		.276	281	968	152	267	38	11	20	143	125	148	41	12	.360	.400	18	2	13	0

MCCORMICK CAREER TRANSACTIONS

- Selected by Houston in the 21st round of the June 2017 draft.



LANCE MCCULLERS JR.

Born: 10/2/93 in Tampa, FL

Opening Day Age: 27

Contract Status: Signed through 2026

Acquired: Selected in the supplemental first round (41st overall) of the June 2012 draft.

Resides: Houston, TX

ML Service: 5.140

43

RHP

B/T	HEIGHT	WEIGHT
L/R	6'1"	196

COACHING STAFF

MCCULLERS JR.

CAREER HIGHLIGHTS

- The 2017 All-Star possesses one of the most electric arms in the Major Leagues...has made 94 appearances (91 starts) in his career, posting a 32-25 record with a 3.70 ERA (209ER/508.2IP) and 565 strikeouts across five Major League seasons with Houston (2015-18, 2020).
- Missed the entire 2019 season after undergoing Tommy John surgery on Nov. 6, 2018...made a full recovery, posting a 3.93 ERA (24ER/55IP) over 11 starts during the pandemic-shortened 2020 season.
- No starting pitcher in the Major Leagues has thrown his curveball at a higher rate than McCullers Jr. since pitch data started being tracked in 2007, as 43.8% of the pitches he has thrown in his career have been curveballs...his curveball has had an average velocity of 85.1 miles per hour over his career, which is the hardest curveball thrown by any qualified starting pitcher since the 2007 season.
- Has become one of the game's elite groundball pitchers as his 55.9% ground ball percentage ranks third in the AL since his debut 2015 season (min. 500IP)...trails only RHP Marcus Stroman (61.4%) and LHP Dallas Keuchel (59.3%) in that category.
- In 2017, the 23-year-old became the second-youngest pitcher in club history to make an All-Star team, behind RHP Larry Dierker, who was 22 when he made the 1969 All-Star Team...received 2017 AL May Pitcher of the Month honors after going 4-0 with an AL-best 0.99 ERA in six starts in the month.
- Had one of the best rookie seasons by a pitcher in club history in 2015, finishing among the top 10 Astros rookies all-time in strikeouts per 9.0 innings (2nd, 9.24), opponent batting average (4th, .226), ERA (7th, 3.22) and strikeouts (7th, 129)...led all American League rookies in ERA, opponent batting average and strikeouts per 9.0 innings (min. 100IP).
- Owns some of the biggest postseason performances in Astros history...has gone 1-2 with one save and a 3.28 ERA (17ER/46.2IP) in 14 games (7 starts) in the postseason.
- Recorded his first career save in Game 7 of the 2017 ALCS vs. NYY after throwing 4.0 shutout innings...became the first pitcher in MLB history to strike out at least six batters in a postseason save...threw 24 straight curveballs to end the game.

NOTES

- Graduated from Jesuit High School in Tampa, Fla., in 2012...during his senior season, was named the 2012 Gatorade National Baseball Player of the Year after going 13-0 with a 0.18 ERA and 140 strikeouts in 77.0 innings pitched...was named an All-American by ESPNHS, Baseball America, Rawlings, Perfect Game, MaxPreps and Louisville Slugger during his senior year...was named the 2011 Jackie Robinson Award winner as the country's top rising senior...the award was presented to him by Trevor Hoffman and Tommy John.
- Selected by Houston with the 41st overall pick in the supplemental first round of the 2012 draft...the Astros acquired this pick for the free agent loss of Clint Barmes...signed by scout John Martin.
- Is the son of former Major League pitcher Lance McCullers Sr., who pitched seven seasons in the Major Leagues with the Padres (1985-88), Yankees (1989-90), Tigers (1990) and Rangers (1992)...Lance and his father were both selected with the 41st overall pick in their respective draft classes.
- Is a combat sports and mixed martial arts enthusiast...Lance and Carlos Correa are the co-hosts of their own combat sports podcast titled The Walkout, which is carried by SiriusXM and has an average rating of 4.5 out of 5.0 on iTunes.
- IN THE COMMUNITY:** Lance and his wife Kara share a passion for pet rescue and animal advocacy...together they established The Lance McCullers Jr. Foundation, a non-profit organization that invests, brings awareness and creates programs aimed at advocates for stray and homeless animals across the country...organizations they support include the Houston SPCA, Houston Humane Society and Houston Pets Alive!
- Lance and Kara played an active role in feeding healthcare workers via local restaurants during the COVID-19 pandemic through Project FRONTLINE.
- Was a finalist for the 2016 Marvin Miller Man of the Year Award as the AL West's representative.
- Selected to the Major League roster on May 15, 2015...signed to a five-year contract extension on March 26, 2021...the contract begins in 2022 and runs through the 2026 season.

PLAYER DEVELOPMENT

2020 REVIEW

OPPONENTS

HISTORY AND RECORDS

SPRING TRAINING

MEDIA INFORMATION

MINUTE MAID PARK

- Recorded an RBI in Game 7 of the World Series at LAD, becoming the first American League pitcher with an RBI in the Fall Classic since Andy Pettitte of the Yankees in Game 3 of the 2009 World Series...became the first American League pitcher to collect an RBI in Game 7 of a World Series, and the first pitcher overall to do so in a Game 7 since the Mets Jesse Orosco in 1986.
- Became the youngest pitcher in club history to start a playoff game when he started Game 4 of the 2015 ALDS vs. KC at 22 years, 10 days old.
- Tabbed by *Baseball America* as the game's No. 77 prospect in 2014 and No. 50 prospect in 2013...ranked by the publication as the Astros No. 11 prospect in 2015, No. 5 prospect in 2014 and No. 4 prospect in 2013.
- Was a Midseason All-Star in 2013 (Class A Midwest League) and 2015 (Double A Texas League).

2020 SEASON:

- Made a successful return from Tommy John surgery, posting a 3.93 ERA in 11 starts for the Astros.
- Was excellent at home, going 3-0 with a 1.42 ERA (5ER/31.2IP) in five starts at Minute Maid Park.
- Was a groundball machine in his 11 starts...among MLB pitchers with at least 40.0 innings, owned the second-highest groundball rate (61.1%) and sixth-best groundball to flyball ratio (3.26).
- Led all American League pitchers in putouts (11) and total chances (18) while fielding his position.
- Threw his curveball at a career-low rate (37.6%)...prior to this season, his lowest-career curveball usage was in 2018 (46.6%)...threw his curveball at a career-high rate (18.4%)...implemented more curves and less changeups at the end of the season, throwing 44.2% curves over his final three starts...threw just one changeup during his final start (Sept. 26).
- OPENING DAY:** Made the Astros Opening Day roster for the third time in his career.
- Started the second game of the season on July 25 vs. SEA, and led Houston to a 7-2 win after tossing 6.0 innings of two-run ball...was his first regular season start in the Majors since Aug. 4, 2018 at LAD (0ER/4IP).
- Posted a 2-2 record and a 2.18 ERA (10ER/41.1IP) with 13 walks, 26 hits allowed (.182 avg.), a 0.94 WHIP and 45 strikeouts over his final eight starts of the season.
- Struck out a season-high nine batters over just 4.0 scoreless innings in his final start of the season on Sept. 26 at TEX.
- POSTSEASON:** Was on the Astros active roster throughout the entire postseason...made one start in the ALDS (Game 1) and two starts in the ALCS (Games 1 and 7)...went 0-2 with a 4.91 ERA (8ER/14.2IP), two walks and 23 strikeouts during his three postseason starts.
- ALCS VS. TB:** Had a dominant performance in Game 1...gave up 4 runs, but just one was earned...struck out 11 batters without a walk over 7.0 innings pitched.
- His 11 punchouts in Game 1 ranked sixth in Astros history for a single postseason game, and marked the most by an Astros pitcher since Gerrit Cole's 15-strikeout performance in Game 2 of the 2019 ALDS vs. TB.
- Joined Cole (2018 ALDS Game 2 vs. CLE, 12 K) as the only Astros pitchers to post 11+ strikeouts without walking a batter in a single postseason game.
- Became the second pitcher in MLB history to suffer a loss in the postseason after allowing one run-or-fewer while fanning 11+ batters without a walk... the only other to do it was Brooklyn's Don Newcombe in Game 1 of the 1949 World Series against the Yankees.
- Became the first pitcher in club history to make multiple Game 7 starts in his career.

2019 SEASON:

- Missed the entire season while recovering from right ulnar collateral ligament surgery.

2018 SEASON:

- Tossed a career-high 128.1 innings pitched and struck out a career-high 142 batters in what was his fourth Major League season.
- Set career high marks in wins (10) and appearances (25).
- Made 22 starts before suffering an elbow injury in August...returned to the club in September and pitched in three games out of the bullpen, the first regular season relief appearances of his career.
- Went 10-6 with a 3.93 ERA (55ER/126IP) and 138 strikeouts in his 22 starts.
- Threw 2.1 hitless innings with four strikeouts in his three relief outings.
- Became the youngest Astros pitcher to record 10 wins prior to the All-Star Break of a single season since Wade Miller (24) went 11-3 prior to the break in 2001.
- Threw his changeup at a career-high rate for a single season (16%)...previous career-high was 12% in 2017.
- Recorded four double-digit strikeout games, giving him 12 for his career...became the second pitcher in club history with 12+ double-digit strikeout games prior to turning 25 years old...also Don Wilson (16).
- OPENING DAY:** Made his second-career Opening Day roster.



- Pitched a gem on April 17 at SEA, striking out 11 and allowing just one run on one hit in 7.0 innings pitched...tied his career-high for strikeouts in a single game...retired 19 of the final 20 batters he faced.
- Carried a perfect game into the 6th inning on April 28 vs. OAK.
- Held a perfect game through 5.0 innings on May 20 vs. CLE...finished with 7.0 scoreless innings in Houston's 3-1 win.
- Struck out a career-high 12 batters on July 6 vs. CWS...gave up one run on three hits over 7.0 innings, walking none...took a no-hitter into the 6th inning.
- Became the second-youngest pitcher in club history to have a game with 12 strikeouts and no walks (24 years, 277 days) behind Larry Dierker, who had two games like this as a 22-year-old in 1969.
- **POSTSEASON:** Pitched in five games in the postseason, posting a 1.80 ERA (1ER/5IP) with two walks and four strikeouts.
- **ALDS VS. CLE:** Was scoreless in Game 1 (1IP) and Game 3 (1IP).
- **ALCS VS. BOS:** Recorded a hold in Game 1 in the Astros 7-2 win at Fenway Park.
- Underwent Tommy John surgery on his right elbow on Nov. 6, 2018.

2017 SEASON:

- Was named to his first-career All-Star team and was a hero for the club during the postseason.
- At 23 years old, became the second-youngest pitcher in club history to make an All-Star Team, behind RHP Larry Dierker (22 in his 1969).
- Won a career-high seven games while tying his career-high for starts (22)...posted career-best marks in walk rate (7.8%) and walks per 9.0 innings ratio (3.03)...put up the highest groundball rate of his career with a 61.9% mark.
- Ranked second in the Majors in groundball to flyball ratio (4.00) among pitchers with at least 100.0 innings pitched, behind only teammate LHP Dallas Keuchel (4.41).
- Went 7-2 with a 3.05 ERA (31ER/91.1IP), 106 strikeouts and a .224 opponent batting average in 16 starts prior to the All-Star Game.
- Posted the second-best home runs per 9.0 innings ratio (0.61) and 10th-best strikeouts per 9.0 innings ratio among AL pitchers with at least 100.0 innings pitched.
- Named the AL Pitcher of the Month for May after going 4-0 with a 0.99 ERA (4ER/36.1IP), 37 strikeouts and a .164 opponent batting average in six May starts...led the AL in ERA during the month, while ranking tied for second in wins and tied for third in opponent batting average.
- **OPENING DAY:** Made his debut on an Opening Day roster and started the club's second game of the season.
- Struck out 10 batters in 7.0 innings on April 9 vs. KC, his second start of the season...was his seventh career double-digit strikeout game...became the second pitcher in club history to have multiple games with no walks and 10 strikeouts prior to turning 24, joining Larry Dierker.
- Had a 22.0-inning scoreless streak that spanned four starts from May 6-23...ranked as the longest by an Astros starting pitcher since RHP Roy Oswalt posted a 32.0-inning streak from Aug. 27-Sept. 11, 2008.
- Prior to McCullers, the last Astros starting pitcher to allow zero earned runs while going at least 5.0 innings in four consecutive starts was RHP Nolan Ryan in 1984...it was also the longest such streak in the Majors since RHP Zack Greinke had a six-game streak from June 18-July 19, 2015.
- Allowed five runs in 4.2 innings on July 17 vs. SEA...was his first-ever start at home where he allowed more than three runs...snapped his 27-game streak of surrendering three runs-or-fewer at home, the longest in Major League history by a pitcher to begin his career...tied for the third-longest home streak overall in Major League history.
- **POSTSEASON:** Appeared in five postseason games, making three starts.
- **ALCS VS. NYY:** Started Game 4 at Yankee Stadium, tossing 6.0 innings of one-run ball...allowed just two hits, one a solo homer to Aaron Judge...left the game with the lead, but the Astros bullpen could not hold on as the club fell 6-4 to the Yankees.
- Got the save in Game 7 after throwing 4.0 shutout innings...was the seventh save of at least 4.0 innings in MLB postseason history, and the first since Madison Bumgarner's save in Game 7 of the 2014 World Series...allowed just one hit and one walk to preserve Houston's 4-0 victory...threw 24 straight curveballs to end the game.
- Became the first pitcher in MLB history to strike out at least six batters in a postseason save.
- At 24 years, 19 days old, became the third-youngest pitcher in MLB history to record a save in a Game 7, behind LHP David Price (2008 ALCS, 23.054) and LHP Will McEnaney (1975 World Series, 23.250).
- **WORLD SERIES VS. LAD:** Started Games 3 and 7 of the World Series.
- Got the win in Game 3 after allowing three runs on four hits in 5.1 innings pitched...was the first World Series win in Minute Maid Park history.
- Did not factor into the decision in Game 7, as he went 2.1 scoreless innings pitched...allowed three hits and hit four batters, a Major League record for a postseason game...24 years, 30 days, became the youngest pitcher to start Game 7 of the World Series since RHP John Lackey (24 years, 4 days) in Game 7 of the 2002 World Series.
- Recorded an RBI groundout in Game 7, becoming the first pitcher with an RBI since Barry Zito (Game 1, 2012), and the first AL pitcher with an RBI in the Fall Classic since Andy Pettitte (Game 3, 2009)...became the first AL pitcher to collect an RBI in Game 7 of a World Series, and the first pitcher overall in Game 7 since Jesse Orosco of the Mets in 1986.

2016 SEASON:

- Posted a 3.22 ERA with 106 strikeouts in 81.0 innings across 14 starts in a season bookended by stints on the Disabled List.
- Spent the season as one of the youngest starting pitchers in the AL...the only AL pitchers younger than McCullers to make a start were RHP Jose Berrios, RHP Luis Severino and RHP David Paulino.
- Put up an 11.78 strikeouts per 9.0 innings ratio (106SO/81IP), which ranked fourth among all Major League pitchers with at least 80.0 innings pitched behind RHP Jose Fernandez (12.49), RHP Yu Darvish (11.84) and RHP David Phelps (11.84)... was the fourth-highest single season strikeouts per 9.0 innings ratio by an Astros pitcher all-time (min. 80IP), behind RHP Brad Lidge in 2004 (14.93), RHP Octavio Dotel in 2001 (12.43) and LHP Randy Johnson in 1998 (12.38).
- Became the third pitcher in Major League history to post a strikeouts per 9.0 innings ratio of 11.78 or higher prior to his age-23 season (min. 80IP), joining RHP Francisco Rodriguez (13.18 in 2004 at 22 years old) and RHP Kerry Wood (12.58 in 1998 at 21 years old).
- Joined RHP Roy Oswalt as the only pitchers in club history to post an ERA of 3.22 or lower in each of their first two seasons in the Majors.
- Ranked tied for fourth in the AL with four double-digit strikeout games...marked the most games with 10+ strikeouts by an Astro since LHP Dallas Keuchel had five such games in 2015.
- Led the AL in ERA at home (2.40 min. 60IP).
- Finished second in the Majors in curveball percentage (49.6%), trailing LHP Rich Hill (49.7%).
- Began the season on the 15-day Disabled List with right shoulder soreness, which plagued him throughout Spring Training...was activated from the DL on May 13.
- Was placed on the DL with right elbow discomfort on Aug. 3...remained on the DL through the end of the season.
- In his start on May 26 vs. BAL, struck out 10 and allowed just one run in 5.0 innings in a 4-2 Astros win...became the fourth Major Leaguer since 1913 to record 10+ strikeouts while allowing one hit or fewer in less than 6.0 innings pitched, joining RHP Felix Hernandez (2013), RHP Jake Peavy (2003) and RHP Bobby Witt (1986).
- Joined RHP Smoky Joe Wood as the only pitchers in Major League history to record 10+ strikeouts in each of their first two career starts against Baltimore.
- Fanned 10 batters and allowed just one run in 7.0 innings on July 4 vs. SEA...per ESPN.com, induced a career-high 18 swing-and-misses on his curveball, the second-most by any pitcher with that pitch in an eight-season span behind RHP A.J. Burnett (23 in 2013).
- Struck out 10 in a season-high 8.0 innings on July 22 vs. LAA...allowed one run and four hits in the victory...became the fourth pitcher to get Mike Trout to strike out swinging three times in a single game, joining RHP Chris Archer, LHP Jon Lester and LHP Tommy Milone.
- Made his first career start against the Yankees on July 27 and got the win, striking out 10 batters and allowing one run in 6.0 innings...per the Elias Sports Bureau, became the fourth-youngest pitcher over a 40-season span (22 years, 299 days old) to defeat the Yankees while recording 10+ strikeouts, behind only RHP Moose Haas (21.355 in 1978), LHP Matt Moore (22.096 in 2011) and RHP Mark Prior (22.274 in 2003).
- Posted double-digit strikeouts in consecutive starts from July 22-27...became the first Astros pitcher with consecutive double-digit strikeout games since LHP Wandy Rodriguez did so from Sept. 11-17, 2010.
- His 13.05 strikeouts per 9.0 innings ratio in July (44SO/30.1IP) ranked fifth all-time in American League history for a single July, trailing only RHP Pedro Martinez (13.94 in 2000), RHP Nolan Ryan (13.89 in 1989) and LHP Randy Johnson (13.38 in 1994; 13.14 in 1997).

2015 SEASON:

- Authored one of the best rookie seasons by a pitcher in club history, finishing among the top 10 Astros rookies all-time in strikeouts per 9.0 innings (2nd, 9.24), opponent batting average (4th, .226), ERA (7th, 3.22) and strikeouts (7th, 129) (min. 100IP).
- Led all American League rookies in ERA, opponent batting average and strikeouts per 9.0 innings (min. 100IP), while ranking third in strikeouts and wins above replacement (2.4).
- Made 22 starts in his debut season in the Major Leagues, going 6-7 while allowing three earned runs or less in 20 of his 22 outings.
- Was the second-youngest starting pitcher in the Majors, behind Yankees RHP Luis Severino.
- Among AL pitchers with at least 100.0 innings pitched, ranked sixth in strikeouts per 9.0 innings and seventh in ERA and opponent batting average.
- His 129 strikeouts ranked second all-time in club history within a player's first 22 career games, behind RHP Tom Griffin (145 in 1969).
- Threw a career-high 157.2 combined innings between the Majors (125.2) and minors (32.0).
- Spent Spring Training at minor league camp, but did make two appearances with the Major League team.
- Started the regular season at Double A Corpus Christi before getting promoted to Triple A Fresno on May 14...did not pitch in a game at Triple A and was selected to the Major League roster on May 15.
- Made his Major League debut on May 18 vs. OAK... at 21 years, 228 days, became the second-youngest pitcher in club history to make his debut in a start at Minute Maid Park, behind LHP Carlos Hernandez (21 years, 118 days) on Aug. 18, 2001 vs. DET...tossed 4.2 innings and allowed just one run in the game, striking out five and walking three.

- Picked up his first Major League win in what was his second MLB start on May 23 at DET...tossed 6.0 innings, allowing two runs on six hits, while fanning six.
- Struck out 11 batters in a one-run complete game effort on June 3 vs. CWS...marked his first professional complete game...became the first Astros rookie to strike out 11 batters in a complete game since RHP Roy Oswalt struck out 12 on Sept. 9, 2001 vs. MIL... became just the second rookie in franchise history to strike out 11 batters without a walk in a complete game, joining RHP Shane Reynolds, who did so on July 23, 1994 vs. PIT.
- On June 14 vs. SEA, tossed 5.0 hitless innings...at 21 years, 255 days, became the youngest pitcher to toss at least 5.0 hitless innings in a start since RHP Phil Hughes (20.311) on May 1, 2007 at TEX...
- Finished June with a 2.11 ERA (9ER/38.1IP), which marked the lowest ERA posted by an Astros rookie during the month since RHP Darryl Kile put up a 1.80 ERA in June of 1991...his .164 opponent batting average (22x134) in June was the lowest produced by an Astros pitcher since RHP Mike Scott in June of 1987 (.164, 26x159), and the lowest ever produced by an Astros rookie during the month.
- Among AL rookies in June, ranked first in strikeouts (40), tied for first in wins (3) and third in ERA... received votes for AL Rookie of the Month, which ended up being awarded to teammate Carlos Correa.
- **POSTSEASON:** Started one postseason game for Houston (ALDS Game 4 vs. KC), becoming the youngest pitcher in club history to start a playoff game (22 years, 10 days old)...prior to McCullers, LHP Mike Hampton held the club record as he started Game 2 of the 1997 NLDS at 25 years, 22 days old.
- **ALDS VS. KC:** Became the youngest AL pitcher to toss at least 6.0 innings while allowing two runs or less in his first career postseason game since LHP CC Sabathia in Game 3 of the 2001 ALDS.
- Was named a Texas League Midseason All-Star at Double A Corpus Christi after allowing two earned runs in his 29.0 innings (0.62 ERA), striking out 43.
- At the time of his promotion to Triple A, was leading Double A in opponent average (.146), while ranking second in ERA and tied for fourth in strikeouts.
- Prior to the season, was ranked as a top 10 Astros prospect by multiple publications: *Baseball Prospectus* (#7), *Baseball America* (#9) and ESPN.com (#6).

MINOR LEAGUE CAREER:

- Was ranked by *Baseball America* as the No. 5 prospect in the Astros system and the No. 77 prospect in baseball in **2014** during his season at Class A Advanced Lancaster...also rated as having the organization's 'Best Curveball' by the publication.
- Was named a **2013** Midwest League Midseason All-Star after going 6-5 with a 3.18 ERA (37ER/104.2IP) and 117 strikeouts in 25 games (19 starts) for Class A Quad Cities...ranked third in the Midwest League in strikeouts.
- In 2013, was ranked by *Baseball America* as the No. 4 prospect with the 'Best Fastball' and 'Best Slider' in the Astros system...also ranked as the No. 50 prospect in baseball.
- Was a 2013 MiLB.com Organization All-Star.
- Began his pro career in **2012** with the Rookie Level GCL Astros (4g) and Greeneville Astros (4g)... combined to go 0-4 with a 3.46 ERA (10ER/26IP) and 29 strikeouts.

PERSONAL:

- Lance and his wife, Kara, reside in Houston with their daughter Ava Rae.

LANCE G. MCCULLERS JR.

Year	Team	W	L	ERA	G	GS	CGSHO	SV	IP	H	R	ER	HR	HB	BB	SO	WP	BK	AVG
2012	GCL Astros (R)	0	1	1.64	4	4	0	0	11.0	10	2	2	0	0	2	12	0	0	.227
	Greenville (R)	0	3	4.80	4	4	0	0	15.0	10	11	8	2	1	10	17	3	0	.182
2013	Quad Cities (A)	6	5	3.18	25	19	0	0	104.2	92	49	37	3	6	49	117	4	2	.239
2014	Lancaster (A)	3	6	5.47	25	18	0	0	4 97.0	95	63	59	18	7	56	115	11	1	.255
2015	Corpus Christi (AA)	3	1	0.56	7	5	0	0	1 32.0	16	4	2	1	2	14	48	3	0	.142
	HOUSTON	6	7	3.22	22	22	1	0	125.2	106	49	45	10	5	43	129	8	1	.226
2016	Corpus Christi (AA)#	0	0	3.00	1	1	0	0	0 3.0	3	1	1	1	0	0	4	0	0	.273
	Fresno (AAA)#	0	0	0.00	1	1	0	0	0 5.0	2	0	0	0	0	2	7	1	0	.118
	HOUSTON	7	5	3.22	14	14	0	0	81.0	80	29	29	5	0	45	106	9	2	.261
2017	HOUSTON	13	4	4.25	22	22	0	0	118.2	114	61	56	8	11	40	132	8	1	.249
	Fresno (AAA)#	0	1	9.00	1	1	0	0	0 3.0	3	3	3	0	0	5	1	1	0	.300
	Corpus Christi (AA)#	1	0	3.60	1	1	0	0	0 5.0	5	2	2	0	0	1	2	0	0	.278
2018	HOUSTON	10	6	3.86	25	22	0	0	128.1	100	60	55	12	7	50	142	14	1	.215
2019									Did not play (injured)										
2020	HOUSTON	3	3	3.93	11	11	0	0	55.0	44	29	24	5	5	20	56	0	0	.220
	MINOR LEAGUE TOTALS	13	17	3.72	69	54	0	0	5 275.2	236	135	114	25	16	139	323	23	3	.230
	MAJOR LEAGUE TOTALS	32	25	3.70	94	91	1	0	0 508.2	444	228	209	40	28	198	565	39	5	.234

#Rehab assignment

DIVISION SERIES RECORD

Year	Team/Opp.	W	L	ERA	G	GS	CG	SHO	SV	IP	H	R	ER	HR	HB	BB	SO	WP	BK	AVG
2015	HOU/KC	0	0	2.84	1	1	0	0	0	6.1	2	2	2	1	2	2	7	0	0	.095
2017	HOU/BOS	0	0	6.00	1	0	0	0	0	3.0	3	2	2	0	0	2	4	0	0	.273
2018	HOU/CLE	0	0	0.00	2	0	0	0	0	2.0	2	0	0	0	0	0	0	0	0	.286
2020	HOU/OAK	0	0	9.00	1	1	0	0	0	4.0	8	5	4	3	0	1	5	0	0	.421
TOTALS		0	0	4.70	5	2	0	0	0	15.1	15	9	8	4	2	5	16	0	0	.259

CHAMPIONSHIP SERIES RECORD

Year	Team/Opp.	W	L	ERA	G	GS	CG	SHO	SV	IP	H	R	ER	HR	HB	BB	SO	WP	BK	AVG
2017	HOU/NYY	0	0	0.90	2	1	0	0	1	10.0	3	1	1	1	0	3	9	0	0	.097
2018	HOU/BOS	0	0	3.00	3	0	0	0	0	3.0	2	2	1	0	0	2	4	2	0	.182
2020	HOU/TB	0	2	3.38	2	2	0	0	0	10.2	8	7	4	4	2	1	18	0	0	.190
TOTALS		0	2	2.28	7	3	0	0	1	23.2	13	10	6	5	2	6	31	2	0	.155

WORLD SERIES RECORD

Year	Team/Opp.	W	L	ERA	G	GS	CG	SHO	SV	IP	H	R	ER	HR	HB	BB	SO	WP	BK	AVG
2017	HOU/LAD	1	0	3.52	2	2	0	0	0	7.2	7	3	3	0	4	4	6	0	0	.259

MCCULLERS JR. CAREER TRANSACTIONS

- Selected by Houston with the 41st overall pick in the supplemental first round of the June 2012 draft.
- On Disabled List, March 25-May 13, 2016 (right shoulder soreness).
- On Disabled List, Aug. 3-Oct. 3, 2016 (right elbow discomfort).
- On Disabled List, June 12-24, 2017 (lower back discomfort).
- On Disabled List, July 31-Sept. 6, 2017 (lower back discomfort).
- On Disabled List, Aug. 5-Sept. 24, 2018 (right elbow discomfort).
- On Injured List, March 24, 2019- Nov. 4, 2019 (right elbow surgery).
- On Injured List, Sept. 6-16, 2020 (neck nerve irritation).

MCCULLERS JR. GAME HIGHS

Longest Winning Streak:5 -- May 12-June 24, 2017
Longest Losing Streak:4 -- Aug. 3-Sept. 22, 2015
Strikeouts:11 (4x) -- last, July 29, 2018 vs. Texas
Walks:6 (2x) -- last, April 11, 2018 at Minnesota
Innings (starter):9.0 -- June 3, 2015 vs. Baltimore
Innings (relief):1.0 -- Sept. 29, 2018 at Toronto
Low-Hit Game (CG):4 -- June 3, 2015 vs. Baltimore



NON-ROSTER INVITEE

JAKE MEYERS

Born: 6/18/96 in Omaha, NE

Opening Day Age: 24

Contract Status: Signed through 2021

Acquired: Selected in the 13th round of the June 2017 draft.

Resides: Omaha, NE

ML Service: 0.000

97

OF

B/T R/L HEIGHT WEIGHT 6'0 208

CAREER HIGHLIGHTS

- Right-handed hitting, left-handed throwing center fielder is entering his fifth season in the Astros organization after being drafted in the 13th round of the June 2017 draft.
- Has posted a .256 (252x986) career batting average with 20 homers and 39 stolen bases in 274 career minor league games...has primarily played center field, making 220 starts at the position, as opposed to 26 starts in right and 11 in left.
- Named a 2019 Carolina League Midseason **ALL-STAR** while playing for Class A Fayetteville.

MINOR LEAGUES:

- Did not play in an official game in **2020** due to the COVID-19 shutdown...began the year in minor league camp and appeared in eight Spring Training games as a minor league call up, hitting .333 (4x12) with an RBI...after the shutdown, was added to the Astros 60-man Player Pool and spent the remainder of his season at the Astros alternate training site... did not make an appearance with the Astros and was not in the club's Postseason Player Pool.
- Split his **2019** season between Double A Corpus Christi and Class A Fayetteville, combining to hit .249 (107x430) with nine homers and 12 stolen bases...was named a Carolina League Midseason All-Star for his work with the Woodpeckers.
- Had his best offensive season as a pro in **2018**, combining to hit .278 (117x421) with 31 doubles, eight homers, 46 RBI, 16 steals and a .786 OPS between two Class A levels.
- Debuted in **2017**, playing in 42 games for Tri-City.

NOTES

- Graduated from Westside HS in Omaha (NE) in 2014, where he was a two-way star on the diamond...ranked as the No. 1 outfielder in the state of Nebraska and the No. 4 overall player in the state by Perfect Game in 2014...went 9-0 as a senior with a 0.97 ERA and 80 strikeouts in 58 innings...also delivered at the plate with a .440 batting average... led his school to back-to-back Class A state titles in 2013 and 2014...started the 2014 title game and tossed a five-hitter with 12 strikeouts.
- Went undrafted out of high school and went on to attend the University of Nebraska, where his father, Paul, was a first-team All-American for the Huskers in 1986...Paul was drafted in the fourth round of the 1986 MLB Draft by the Giants...he went on to play five years in the minors (1986-90).
- At Nebraskas, Jake excelled on the mound and in the box...finished his three-year career as a .307 batter with while going 31-for-36 on stolen base attempts...compiled a career record of 17-4 on the mound with a 2.61 ERA and 112 strikeouts... named a third-team All-American in 2017 by Baseball America and the NCBWA...named one of five finalists for the John Olerud Two-Way Player of the Year...captured first-team All-Big Ten honors.
- Drafted by Houston in the 13th round of the June 2017 draft...signed by Astros scout Mark Adair.
- This year marked his first invite to Spring Training, although he did get an invite to 2020 Summer Camp and spent the 2020 season at the club's alternate training site.

JACOB BERKSHIRE MEYERS

Year	Team	AVG	G	AB	R	H	2B	3B	HR	RBI	BB	SO	SB	CS	OBP	SLG	SF	SH	HB	E
2017	Tri-City (A)	.207	42	135	17	28	4	0	3	10	12	30	11	2	.289	.304	1	0	4	2
2018	Quad Cities (A)	.302	61	225	35	68	18	3	5	22	23	43	13	7	.383	.476	1	1	7	2
	Buies Creek (A)	.250	60	196	28	49	13	0	3	24	28	40	3	7	.341	.362	6	1	2	3
2019	Fayetteville (A)	.258	87	341	55	88	28	3	8	41	33	84	9	4	.336	.428	2	0	8	4
	Corpus Christi (AA)	.213	24	89	9	19	0	1	1	6	11	20	3	3	.300	.270	0	0	0	1
DID NOT APPEAR IN AN OFFICIAL GAME																				
2020																				
MINOR LEAGUE TOTALS		.256	274	986	144	252	63	7	20	103	107	217	39	23	.338	.395	10	2	21	12

MEYERS CAREER TRANSACTIONS

- Selected by Houston in the 13th round of the June 2017 draft.



FREUDIS NOVA

Born: 1/12/00 in Azua, DR
Opening Day Age: 21
Contract Status: Signed through 2021
Acquired: Signed as a non-drafted free agent on July 2, 2016.
Resides: Azua, DR
ML Service: 0.000

84

IF

B/T	HEIGHT	WEIGHT
R/R	6'1"	205

CAREER HIGHLIGHTS

- Middle infielder enters the 2021 season as the Astros top position player prospect and universally ranked as the club's No. 2 prospect behind RHP Forrest Whitley.
- Has played three professional seasons (2017-19), combining to hit .268 (159x594) with 29 doubles, 13 home runs, 73 RBI and 27 stolen bases in 163 games...has appeared at games at shortstop (77), second base (32) and third base (27) in his minor league career.
- Named a 2018 Organizational **ALL-STAR** by MiLB.com after hitting .308 (45x146) in 41 games for the Gulf Coast League Astros.

MINOR LEAGUES:

- Did not play in an official game in **2020** due to the COVID-19 shutdown...returned to the field for Instructional Camp in October and later added to the Astros 40-man roster on Nov. 2.
- Spent his entire **2019** season as the youngest player on Class A Quad Cities...played 75 games for the River Bandits, splitting his time between shortstop (32g), second base (23g) and third base (18g)...did not commit an error in 23 starts at second base.
- Was named a **2018** Organizational All-Star by MiLB.com after hitting .308 (45x146) in 41 games for the Gulf Coast League Astros...played in one game for the Astros at Major League Spring Training, going 1x2 with a single.

NOTES


- Prior to signing with the Astros, had a deal in place to join the Marlins, which was ultimately voided... instead signed by Houston as a 16-year-old non-drafted free agent out of Azua in the Dominican Republic on July 2, 2016...signed by Astros scouts Oz Ocampo, Roman Ocumarez and Jose Lima.
- A natural shortstop, Nova was comped to Hanley Ramirez and Edgar Renteria at the time of his signing...he was considered one of the best all-around athletes from his international class and the Astros top signing from their 2016 class, which also featured two others on the club's 40-man roster, RHP Nivaldo Rodriguez and RHP Jairo Solis.
- Born on Jan. 12, 2000, Nova is the first player to make the Astros 40-man roster who was born in the 2000s...he's been the youngest player on his team before, as he spent the entire 2019 season at Class A Quad Cities as their youngest (19 years old).
- Added to the Astros 40-man roster on Nov. 20, 2020...is signed to a one-year contract for 2021.
- Debuted in **2017**, appearing in 47 games for the Astros Dominican Summer League affiliate.

FREUDIS NOVA

Year	Team	AVG	G	AB	R	H	2B	3B	HR	RBI	BB	SO	SB	CS	OBP	SLG	SF	SH	HB	E
2017	DSL Astros Or. (R)	.247	47	166	30	41	6	0	4	16	15	33	8	3	.342	.355	0	0	9	12
2018	GCL Astros (R)	.308	41	146	21	45	3	1	6	28	6	21	9	5	.331	.466	4	0	1	14
2019	Quad Cities (A)	.259	75	282	35	73	20	1	3	29	15	68	10	7	.301	.369	0	0	2	14
2020	DID NOT APPEAR IN AN OFFICIAL GAME																			
MINOR LEAGUE TOTALS		.268	163	594	86	159	29	2	13	73	36	122	27	15	.320	.389	4	0	12	40

NOVA CAREER TRANSACTIONS

- Signed by Houston as a non-drafted free agent on July 2, 2016.



JAKE ODORIZZI

Born: 3/27/90 in Highland, IL
Opening Day Age: 31
Contract Status: Signed through 2022
Acquired: Signed as a free agent on March 8, 2021.
Resides: Tampa, FL
ML Service: 7.042

17

RHP

B/T	HEIGHT	WEIGHT
R/R	6'2"	190

TABLE OF CONTENTS

ODORIZZI

PLAYER DEVELOPMENT

2020 REVIEW

OPPONENTS

HISTORY AND RECORDS

SPRING TRAINING

MEDIA INFORMATION

MINUTE MAID PARK

CAREER HIGHLIGHTS

- The Astros are the fifth organization for the right-handed starter, who's also pitched in the Milwaukee (2008-11), Kansas City (2012), Tampa Bay (2013-17), and Minnesota (2018-20) organizations.
- Owns a lifetime 62-56 record with a 3.92 ERA (454ER/1042.1IP) in 195 Major League games (192 starts)...has allowed just a .237 opponent batting average and is closing in on 1,000 career strikeouts, as he enters the 2021 season with 995.
- Named to the 2019 **AL ALL-STAR** team, but did not pitch due to an IL placement...marked the first All-Star selection of his career.
- Made his first career **POSTSEASON** appearance in 2019, starting Game 3 of the ALDS vs. New York (AL) at Target Field...allowed two runs on five hits in 5.0 innings pitched with no walks and five strikeouts and was dealt the loss in a Twins 5-1 defeat.
- Won a career-high 10 straight decisions from April 17-June 15, 2019 in 11 starts.
- Led all Major League rookies with 174 strikeouts in 2014...also led Major League rookies in starts (31) and losses (13) and finished second in innings (168) in 2014; named the Rays Outstanding Rookie.
- Earned his first career save on Sept. 24, 2013 at NYY...notched his first MLB win on April 4, 2014 vs. TEX.
- Awarded the 2012 Pitcher of the Year for Triple A Omaha while with the Kansas City organization...also started for the U.S. team in the All-Star Futures Game at Kauffman Stadium in July 2012.
- Named the 2011 Pitcher of the Year for Class A Wilmington, an affiliate of the Brewers.
- Was the Brewers 2010 Minor League Pitcher of the Year and was named to the 2010 Midwest League Midseason All-Star Team for Class A Wisconsin.

2020 SEASON:

- Began the season on 10-day Injured List with a right intercostal strain...pitched in intrasquad games at the alternate site and was reinstated on Aug. 8...made his first start of season on Aug. 8 at KC.
- Struck in the chest by a line drive off the bat of Alex Gordon on Aug. 21 at KC...placed on the 10-day Injured List with a chest contusion the next day...reinstated on Sept. 16.

NOTES

- Last name is pronounced: oh-duh-RIZZ-ee.
- Graduated from Highland (IL) High School in 2008...went 14-0 during his senior year, allowing just one earned run in 89.2 IP...recorded 146 strikeouts and walked six while leading the Bulldogs to the Class 3A state title...named the Illinois Gatorade Player of the Year in 2008...also named a Louisville Slugger Preseason All-American, a Rawlings/Perfect Game All-American and a member of USA Today's All-USA team...also played basketball and football as a wide receiver and safety...committed to playing baseball at the University of Louisville.
- Elected to sign with the Brewers after being drafted by Milwaukee with the 32nd overall pick in the first round of the June 2008 draft...signed by Brewers scout Harvey Kuenn Jr.
- Has long looked up to RHP Zack Greinke as a pitcher to model his game after...the two share the same agent and have a long connection, first being traded for each other in 2010 with Greinke going to the Brewers and Odorizzi to the Royals...later in his career, Greinke sat in on an arbitration hearing between Odorizzi and the Rays in 2018, which also featured former Rays executive and now Astros GM James Click...despite these connections, the two had not had a formal conversation prior to Odorizzi's acquisition by Houston.
- IN THE COMMUNITY:** In 2019, Jake donated \$50 per personal strikeout and \$50 per Twins win to the Animal Humane Society, a donation that ended as \$13,950 total...every year, Animal Humane Society cares for more than 23,000 animals in need and aids thousands more through programs that help people nurture and protect their pets.
- Signed by Houston on March 8, 2021, to a two-year contract spanning the 2021-22 seasons...the deal also includes a player option for the 2023 season.

- Made his fourth and final start of the season on Sept. 16 at CWS, allowing one run on two hits in 3.2 innings...exited with a right middle finger blister.
- Held left-handed batters to a .190 batting average (4x21) and .451 OPS; lefties hit .353 (12x34) with a 1.183 OPS off him.

2019 SEASON:

- Finished the season 15-7 with a 3.51 ERA (62ER/159IP) with 53 walks and 178 strikeouts in 30 starts, his fourth career 30-start season and sixth-straight with at least 28 starts...set career highs for wins, strikeouts, FIP (3.39), opponent slugging percentage (.371) and OPS (.671), strikeouts-per-9.0 innings (10.08) and SO/BB ratio (3.36)...also set a career-best with a home runs allowed-per-9.0 innings ratio of just 0.91.
- Held right-handers to a .194 average (59x304), with 27 walks, 87 strikeouts and a .585 OPS.
- Ranked tied for eighth in the AL in wins (15)...among all AL pitchers with a minimum of 150.0 innings pitched, he finished sixth in ERA (3.51), and eighth in opponent batting average (.234).
- Started the Twins second game of the season on March 30 vs. CLE (11K in 6 IP)...teammate José Berrios struck out 10 on Opening Day on March 28 vs. CLE, becoming the second pair of pitchers in baseball history (since 1893) to start a team's season with consecutive double-digit strikeout totals; the only others to do it were Randy Johnson and Curt Schilling for Arizona in 2001.
- Named AL Player of the Week on May 5, going 2-0 with a 0.00 ERA (13IP), and six hits allowed with 15 strikeouts in two starts, marking his first career Player of the Week honor.
- Went 4-0 with a 0.94 ERA (3ER/28.2IP) and 31 strikeouts in five May starts...led the AL in May ERA.
- Set a career-high by winning 10 straight decisions from April 17-June 15 in 11 starts (Twins went 11-0)...posted a 1.52 ERA (11ER/65IP) with a .209 opponent batting average in that span...the win-streak was the fourth longest for a starter in club history (Johan Santana, 17 from 2004-05; Brad Radke, 12 in 1997 and Scott Erickson, 12 in 1991).
- Went unscored upon in six of seven starts from April 29-June 2...during span, posted scoreless inning streaks of 22.1 innings from April 29-May 15 (fifth longest for a starter in club history) and a 16.1-inning streak from May 20-June 2.
- On July 1, was 10-3 with a 2.73 ERA in 16 starts...since 1961, the only other Twins pitchers to have 10+ wins and a sub-3.00 ERA entering July: Scott Erickson (1991), Frank Viola (1988) and Bert Blyleven (1973).
- Placed on the 10-day Injured List with a right middle finger blister on July 3; reinstated on July 13.
- Named to the American League **ALL-STAR** team (did not pitch - IL), the first of his career...at the All-Star break, ranked tied for third in AL in wins (10), tied for sixth in opponent batting average (.214) and sixth in ERA (3.15)...was replaced on the AL roster with teammate José Berrios.
- Recorded his 900th career strikeout on July 2 at OAK, fanning Matt Chapman in the third inning.
- Surpassed 1,000.0 career innings pitched in the fifth inning on Aug. 21 at CWS.
- In his final 10 starts of the season (beginning July 30), went 4-2 with a 2.89 ERA (18ER/56IP) and 70 Ks.
- Made his first career **POSTSEASON** appearance, starting Game 3 of the ALDS vs. NYY at Target Field on October 7...allowed two runs on five hits in 5.0 innings pitched with no walks and five strikeouts and was dealt the loss in a Twins 5-1 defeat.
- The Twins extended him a Qualifying Offer for 2020 season on November 4...it was accepted on November 14, signing him to a one-year contract.

2018 SEASON:

- Was the Twins **OPENING DAY** starter on March 29 at BAL, pitching 6.0 shutout innings with two hits allowed, two walks and seven strikeouts in a no-decision...marked his first Opening Day start of career.
- Began the season going 3-2, with a 3.17 ERA (19ER/54IP) in his first 10 starts from March 29-May 20.
- Went 26 straight starts to begin the season without recording an out in the 7th, setting an MLB record.
- Carried a no-hitter into the 8th inning on Sept. 12 vs. NYY, until having it broken up by Greg Bird (double).
- Recorded his 800th career strikeout September 18 at Detroit, fanning Jim Adduci in the fourth inning.
- Made 30 starts for the third time in his career...threw 18.7 pitches-per-inning, the most in baseball...finished with a strikeout-per-9.0 innings pitched ratio of 8.87, the second highest of career (9.32 - 2014).
- Ranked tied for first on Twins staff in starts (32), and third in innings pitched (164.1) and strikeouts (162).

2017 SEASON:

- Was the Rays No. 2 starter to begin the season...started 28 games for the Rays despite two stints on the Injured List, was his fourth straight year of at least 28 starts.
- On his IL stints, missed 14 games (April 16-30) with a left hamstring strain and 13 games (July 25-Aug 8) with a lower back strain.
- Went 3-1 with a 1.03 ERA (3ER/26.1IP) in five September starts, the third lowest ERA in the AL.
- His 18.3 pitches-per-inning ranked fifth-highest in baseball and his 32.3 groundball pct. was the second-lowest behind Toronto's Marco Estrada (30.7)...allowed 14 unearned runs, third-most in the AL behind Rick Porcello (20) and Sonny Gray (15).



2016 SEASON:

- Established career-highs with 33 starts and 187.2 IP.
- In the second half, went 7-1 with a 2.71 ERA (25ER/83IP) in 14 starts; only two other MLB pitchers (min. 50 IP) could match his combo of winning pct. (.875) and ERA in the second half: CLE Corey Kluber (9-1, 2.52) and CHC Jon Lester (10-1, 1.76).
- Recorded 17 no decisions, three more than any other starter...allowed two earned runs or fewer in 13 of his no decisions.
- Averaged 17.6 pitches-per-inning, most in the AL and second in the majors to ARI Robbie Ray (18.0).
- On May 24 at MIA, recorded his first career hit, an RBI single off Tom Koehler to give himself a 1-0 lead.
- On June 14 vs. Seattle, was ejected by home plate umpire Jerry Meals for the first time of his career following a sixth-inning walk of Leonys Martín.

2015 SEASON:

- His 28 starts were second on the Rays staff behind Chris Archer (34)...his 3.35 ERA ranked eighth in the AL and .231 opp avg. tied for ninth.
- His ERA was below 3.50 all season, one of only five AL pitchers to do that, joining David Price, Dallas Keuchel, Scott Kazmir and Sonny Gray.
- Left his start on June 5 at SEA with a strained oblique and spent five weeks on the IL.

2014 SEASON:

- Named the club's Outstanding Rookie by the Tampa Bay Chapter of the BBWAA.
- Led all MLB rookies with 174 strikeouts, one shy of the club rookie record (175 by Matt Moore in 2012).
- Became the second Ray to lead MLB rookies in strikeouts, joining Scott Kazmir (174) in 2005...also led MLB rookies in starts (31) and losses (13) and finished 2nd in innings (168).
- Earned his first MLB win on April 4 vs. Texas.

2013 SEASON:

- Split first season in the Tampa Bay organization between Triple-A Durham and the Majors...had five stints with the Rays.
- Recalled for the first time on May 20 to make his Rays debut in Toronto.
- Went 3.0 IP for his first career save on September 24 at New York-AL.
- Finished third in the International League and second in the Rays system with 124 strikeouts.

2012 SEASON:

- Named Pitcher of the Year for Triple A Omaha despite opening the season with Double A Northwest Arkansas...combined for 15 wins, tied for third in the minors.
- Started for the US team in the Futures Game at Kauffman Stadium in July....ranked by MLB.com as the No. 2 prospect in the Royals system (Wil Myers).
- Selected to the Royals roster on September 16.
- Suffered the loss in his Major League debut on September 23 vs. Cleveland.

MINOR LEAGUES:

- Began the **2011** season with Single A Wilmington (Kansas City)...promoted to Northwest Arkansas, where he made 12 starts to finish the season...named Pitcher of the Year for Wilmington and made the Carolina League Midseason All-Star Team...led the Carolina League with 103 strikeouts at the time of his promotion.
- Named the Brewers **2010** Minor League Pitcher of the Year...also named to the Midwest League Midseason All-Star Team...led the Midwest League with 10.07 SO/9 IP.
- Spent second professional season in **2009** with Rookie-Helena (Milwaukee).
- Made his pro debut in **2008** with the AZL Brewers.

JACOB TODD ODORIZZI

Year	Team	W	L	ERA	G	GS	CG	SHO	SV	IP	H	R	ER	HR	HB	BB	SO	WP	BK	AVG
2008	AZL Brewers (R)	1	2	3.48	11	4	0	0	0	20.2	18	10	8	2	1	9	19	0	1	.220
2009	Helena (R)	1	4	4.40	12	10	0	0	0	47.0	55	27	23	3	2	9	43	5	0	.296
2010	Wisconsin (A)	7	3	3.43	23	20	0	0	1	120.2	99	52	46	7	9	40	135	5	0	.220
2011	Wilmington (A)	5	4	2.87	15	15	0	0	0	78.1	68	30	25	4	2	22	103	6	0	.235
	NW Arkansas (AA)	5	3	4.72	12	12	0	0	0	68.2	66	38	36	13	1	22	54	1	0	.254
2012	NW Arkansas (AA)	4	2	3.32	7	7	0	0	0	38.0	27	15	14	2	0	10	47	4	0	.191
	Omaha (AAA)	11	3	2.93	19	18	0	0	0	107.1	105	41	35	12	2	40	88	3	0	.254
	KANSAS CITY	0	1	4.91	2	0	0	0	0	7.1	8	4	1	0	4	4	0	0	.267	
2013	Durham (AAA)	9	6	3.33	22	22	0	0	0	124.1	101	49	46	12	1	40	124	5	0	.225
	TAMPA BAY	0	1	3.94	7	4	0	0	1	29.2	28	13	3	2	8	22	1	0	.252	
2014	TAMPA BAY	11	13	4.13	31	31	0	0	0	168.0	156	79	77	20	5	59	174	3	0	.242
2015	TAMPA BAY	9	9	3.35	28	28	0	0	0	169.1	149	65	63	18	3	46	150	5	1	.231
	Charlotte (A)#	0	0	0.93	2	2	0	0	0	9.2	4	1	1	0	0	2	8	1	0	.118
2016	TAMPA BAY	10	6	3.69	33	33	0	0	0	187.2	170	80	77	29	4	54	166	3	1	.241
2017	TAMPA BAY	10	8	4.14	28	28	0	0	0	143.1	117	80	66	30	2	61	127	1	0	.220
	Charlotte (A)#	0	1	6.00	1	1	0	0	0	3.0	3	2	2	0	0	0	6	0	0	.250
2018	MINNESOTA	7	10	4.49	32	32	0	0	0	164.1	151	89	82	20	8	70	162	1	0	.242
2019	MINNESOTA	15	7	3.51	30	30	0	0	0	159.0	139	65	62	16	4	53	178	4	0	.234
2020	MINNESOTA	0	1	6.59	4	4	0	0	0	13.2	16	10	4	1	3	12	0	0	.291	
MINOR LEAGUE TOTALS		43	28	3.44	124	111	0	0	1	617.2	546	265	236	55	18	194	627	30	1	.236
MAJOR LEAGUE TOTALS		62	56	3.92	195	192	0	0	0	11042.1	934	485	454	141	29	358	995	18	2	.237

#Rehab Assignment

DIVISION SERIES RECORD

Year	Team/Opp.0	W	L	ERA	G	GS	CG	SHO	SV	IP	H	R	ER	HR	HB	BB	SO	WP	BK	AVG
2019	MIN/NYY	0	1	3.60	1	1	0	0	0	5.0	5	2	2	1	0	0	5	1	0	.263

ODORIZZI CAREER TRANSACTIONS

- Selected by Milwaukee in the first round (32nd overall) of the June 2008 draft.
- Acquired by Kansas City from Milwaukee along with OF Lorenzo Cain, IF Alcides Escobar and RHP Jeremy Jeffress in exchange for IF Yuniesky Betancourt, RHP Zack Greinke and cash considerations on Dec. 19, 2010.
- Acquired by Tampa Bay from Kansas City along with IF Patrick Leonard, LHP Mike Montgomery and OF Will Myers in exchange for RHP Wade Davis, RHP James Shields and a PTBNL (IF Elliot Johnson) on Dec. 9, 2012.
- On Injured List, June 9-July 11, 2015 (strained left oblique).
- On Injured List, April 16-May 1, 2017 (strained left hamstring).
- On Injured List, July 26-Aug. 9, 2017 (lower back strain).
- Acquired by Minnesota from Tampa Bay in exchange for IF Jermaine Palacios on Feb. 17, 2018.
- On Injured List, July 3-13, 2019 (right middle finger blister).
- On Injured List, July 23-Aug. 8, 2020 (right intercostal strain).
- On Injured List, Aug. 22-Sept. 16, 2020 (chest contusion).
- On Injured List, Sept. 18-28, 2020 (right middle finger blister).
- Signed by Houston as a free agent on March 8, 2021.

ODORIZZI GAME HIGHS

Longest Winning Streak: 10 -- April 17-June 15, 2019
Longest Losing Streak: 4 (2x) -- last, June 6-July 3, 2018
Strikeouts: 11 (2x) -- last, March 30, 2019 vs. Cleveland
Walks: 5 (5x) -- last, Sept. 26, 2018 vs. Detroit
Innings (starter): 8.0 (2x) -- last, July 22, 2016 at Oakland
Innings (relief): 3.2 -- Sept. 20, 2013 vs. Baltimore
Low-Hit Game (CG): none



NON-ROSTER INVITEE

MICHAEL PAPIERSKI

Born: 2/26/96 in Palos Heights, IL
Opening Day Age: 25
Contract Status: Signed through 2021
Acquired: Selected in the ninth round of the June 2017 draft.
Resides: Lemont, IL
ML Service: 0.000

74
C

B/T	HEIGHT	WEIGHT
S/R	6'3"	228

TABLE OF CONTENTS

PAPIERSKI

CAREER HIGHLIGHTS

- Switch-hitting catcher is entering his fifth season in the Astros organization after being drafted in the ninth round of the June 2017 draft.
- Has posted a .210 (166x792) career batting average with 17 homers and a .353 OBP in 238 career minor league games...has made 191 career starts at catcher and owns a .996 fielding percentage at the position...has caught 53 of 173 attempting basestealers (30.6%).

MINOR LEAGUES:

- Did not play in an official game in **2020** due to the COVID-19 shutdown...began the year at minor league Spring Training and played in one game with the Astros as a call-up...after the shutdown, was added to the Astros 60-man Player Pool and spent the remainder of his season at the Astros alternate training site...was also on the club's Postseason Eligible 40-man roster.
- Had his best offensive season in **2019** with Class A Fayetteville, hitting .233 (87x374) with a .351 OBP... committed just one error in 771 total chances and caught 23 attempting basestealers (29%).
- Walked 64 times, as opposed to 69 strikeouts in **2018** for Class A Quad Cities.
- Debuted in **2017**, appearing in 37 games for the Tri-City ValleyCats.

NOTES

- Team captain helped lead Lemont High School (IL) to the 2014 3A Illinois State Championship as a senior...batted .410 in 2014 with 12 doubles, eight homers, 42 runs, 30 RBI, 13 steals and a .543 on-base percentage...was a 2013 & 2014 All-Area and All-State selection...drafted in the 16th round of the 2014 draft by Toronto but did not sign.
- Elected to attend LSU, where he played three years, combining to hit .246 (79x320) with 12 HR and 64 RBI in 140 career games...twice played in the College World Series (2015, 2017), advancing all the way to the Finals in 2017 (second-place finish)... was teammates with 3B Alex Bregman in 2015, a team that finished fifth in the rankings.
- Drafted by Houston in the ninth round of the June 2017 draft...signed by Astros scout Travis Coleman.
- Invited to Major League Spring Training as a non-roster invite on Feb. 12, 2021...this is his first invite to Spring Training, although he did get an invite to 2020 Summer Camp, spent the 2020 season at the club's alternate training site and was on the Astros Postseason Eligible 40-man roster.

PLAYER DEVELOPMENT

2020 REVIEW

OPPONENTS

HISTORY AND RECORDS

SPRING TRAINING

MEDIA INFORMATION

MINUTE MAID PARK

MICHAEL JOHN PAPIERSKI

Year	Team	AVG	G	AB	R	H	2B	3B	HR	RBI	BB	SO	SB	CS	OBP	SLG	SF	SH	HB	E
2017	Tri-City (A)	.198	37	121	18	24	5	1	5	18	30	29	3	1	.377	.380	2	0	6	2
2018	Quad Cities (A)	.185	93	297	44	55	12	0	5	27	64	69	4	1	.344	.276	0	0	8	5
2019	Fayetteville (A)	.233	108	374	58	87	11	1	7	38	61	101	2	7	.351	.324	2	1	8	1
2020	DID NOT APPEAR IN AN OFFICIAL GAME																			
MINOR LEAGUE TOTALS		.210	238	792	120	166	28	2	17	83	155	199	9	9	.353	.314	4	1	22	8

PAPIERSKI CAREER TRANSACTIONS

- Selected by Houston in the ninth round of the June 2017 draft.



ENOLI PAREDES

Born: 9/28/1995 in El Limón, Dominican Republic

Opening Day Age: 25

Contract Status: Signed through 2021

Acquired: Signed as a non-drafted free agent on Oct. 15, 2015.

Resides: El Limón, DR

ML Service: 1.000

48

RHP

B/T	HEIGHT	WEIGHT
R/R	5'11"	185

CAREER HIGHLIGHTS

- Made his Major League debut pitching out of the Astros bullpen in 2020, making 22 electric appearances...mostly pitched in high-leverage situations, posting a 3.05 ERA with 20 strikeouts in his 20.2 innings pitched...also appeared in six postseason contests in 2020, going scoreless in five of those six appearances.
- The right-handed pitcher posted a career 2.41 ERA (63ER/235.0IP) with 297 strikeouts and a 0.99 WHIP through his first four years in the Astros minor league system (2016-19).
- Was named a 2017 Midwest League Midseason All-Star for Quad Cities...also made the 2019 Carolina League Mid-Season All-Star Team for Fayetteville.

2020 SEASON:

- Made his Major League debut with the Astros, showcasing his electric stuff in 22 appearances out of the bullpen...struck out 20 batters in 20.2 innings...was scoreless in 16 of his 21 games.
- Held left-handed hitters to a .143 (6x42) opponent batting average with just one extra-base hit (triple) and a .408 OPS (.217 OBP/.190 SLG).
- Posted a 2.08 ERA (3ER/131P) in 13 one-run games.
- Made his Major League debut on July 24 vs. SEA, tossing a scoreless 9th inning while working around a leadoff single...became the third Dominican-born pitcher in team history to make his Major League debut on Opening Day, joining Julio Solano (1983) and Joaquin Andujar (1976).
- Was scoreless in five of his seven **POSTSEASON** appearances, posting a 5.14 ERA (4ER/7IP)...gave up just three hits for a .136 opponent batting average (3x22)...threw scoreless outings in all three of Houston's wins in the ALDS against the A's, capturing holds in Games 1 and 2...pitched in four games during the ALCS (4ER/3.1IP).

MINOR LEAGUES:

- Recorded a 2.78 ERA (29ER/94.0IP) with a career-high 128 strikeouts and a 0.98 WHIP in **2019**...was named a Carolina League Mid-Season All-Star after posting a 1.64 ERA with Fayetteville.
- Posted a 1.43 ERA (11ER/69IP) in **2018** with 90 strikeouts against 29 walks...also recorded pristine 0.91 WHIP and allowed just one homer.
- Named to the Midwest League Midseason All-Star Team in **2017**...posted a 2.11 ERA (38.1IP/9ER) with a 0.89 WHIP that season.
- In his debut season of **2016**, was named the GCL Astros Player of the Month for August after posting a 1.38 ERA (2ER/13IP) with 21 strikeouts.

NOTES

- Full name is pronounced: ehn-OH-lee puh-RAY-dis.
- Signed by the Astros as a 20-year-old non-drafted free agent on October 15, 2015...signed by Astros scouts Oz Ocampo and Roman Ocumarez.
- Nicknamed "Little Pedro" after Hall of Famer Pedro Martinez...the two share similar statures, upper 90's fastballs and a Dominican descent...while compared to Martinez by others, Paredes idolized another Dominican righty with his stature, former Royals hurler Yordano Ventura, who passed away in 2017...Paredes and Ventura are both from the same Dominican province of Samaná.
- Has also earned the nickname "Cannoli" after participating in a minor league promotion while at Class A Fayetteville in 2019...the company behind the promotion, Sweet Martha's, runs a concession stand at Fayetteville's Segra Stadium...in honor of Italian Night, the team asked Enoli to pose with a tray of Sweet Martha's cannolis, creating Enoli's Cannolis...prior to the shoot, Enoli had never heard of a cannoli...while the promotion has stuck with Enoli, he actually did not stick around for it himself, as he was promoted to Corpus Christi prior to the Woodpeckers game that night.
- A native of the Dominican, Paredes grew up a Spanish speaker and did not begin learning English until signing with the Astros...he looks for opportunities to practice his English and does all his interviews in English for that purpose.
- Added to the Astros 40-man roster on Nov. 20, 2019...spent the entire 60-game 2020 season in the Majors, accumulating 1.000 full year of service time.



PERSONAL:

- Enoli and his wife, Raquel, reside in El Limón, D.R., with their daughter, Emily.

ENOLI NORVETO PAREDES

Year	Team	W	L	ERA	G	GS	CG	SHO	SV	IP	H	R	ER	HR	HB	BB	SO	WP	BK	AVG
2016	GCL Astros (R)	1	3	3.74	12	3	0	0	3	33.2	25	18	14	0	3	19	46	5	0	.207
2017	Quad Cities (A)	1	3	2.11	8	6	0	0	0	38.1	21	9	9	3	0	13	33	4	0	.163
2018	Quad Cities (A)	2	3	1.46	16	5	0	0	2	55.2	28	14	9	0	1	26	71	8	0	.143
	Buies Creek (A)	4	1	1.35	8	0	0	0	0	13.1	6	3	2	1	2	3	19	1	0	.133
2019	Fayetteville (A)	3	1	1.64	10	6	0	0	0	44.0	21	9	8	3	2	21	59	3	0	.141
	Corpus Christi (AA)	2	3	3.78	12	6	0	0	1	50.0	29	27	27	1	5	21	69	2	2	.155
2020	HOUSTON	3	3	3.05	22	0	0	0	0	20.2	20.2	18	7	1	1	11	20	0	0	.237
MINOR LEAGUE TOTALS		13	14	2.41	66	26	0	0	6	235.0	130	74	63	8	13	103	297	23	2	.160
MAJOR LEAGUE TOTALS		3	3	3.05	22	0	0	0	0	20.2	20.2	18	7	1	1	11	20	0	0	.237

DIVISION SERIES RECORD

Year	Team/Opp.	W	L	ERA	G	GS	CG	SHO	SV	IP	H	R	ER	HR	HB	BB	SO	WP	BK	AVG
2020	HOU/OAK	0	0	0.00	3	0	0	0	0	3.2	0	0	0	0	0	0	4	0	0	.000

CHAMPIONSHIP SERIES RECORD

Year	Team/Opp.	W	L	ERA	G	GS	CG	SHO	SV	IP	H	R	ER	HR	HB	BB	SO	WP	BK	AVG
2020	HOU/TB	0	0	10.80	4	0	0	0	0	3.1	3	4	4	1	2	4	5	0	0	.273

PAREDES CAREER TRANSACTIONS

- Signed by Houston as a non-drafted free agent on Oct. 15, 2015.

PAREDES GAME HIGHS

Longest Winning Streak:	2 -- Sept. 8-19, 2020
Longest Losing Streak:	2 -- Aug. 23-Sept. 5, 2020
Strikeouts:	5 -- Aug. 7, 2020 at Oakland
Walks:	2 (2x) -- last, Sept. 8, 2020 at Oakland
Innings (starter):	..none
Innings (relief):	2.0 -- Sept. 19, 2020 vs. Arizona
Low-Hit Game (CG):	..none



NON-ROSTER INVITEE

JEREMY PEÑA

Born: 9/22/1997 in Santo Domingo, D.R.

Opening Day Age: 23

Contract Status: Signed through 2021

Acquired: Selected in the third round of the June 2018 draft.

Resides: Providence, RI

ML Service: 0.000

89

IF

B/T **HEIGHT** **WEIGHT**

R/R 6'0 202

CAREER HIGHLIGHTS

- Middle infielder enters the season ranked as the No. 81 prospect in baseball, per Baseball Prospectus.
- Known for his defensive prowess at shortstop, has posted a strong .290 (158x545) career batting average with 64 RBI, 66 walks, 123 stolen bases and a .374 on-base percentage in 145 games.
- Debuted in the Dominican Winter League in 2020, earning the league's Rookie of the Year honors for the Estrellas...played in 30 regular season games, posting a .306 (37x121) average.
- Has been an **ALL-STAR** in each of his two professional seasons, earning the honors in 2019 in the Class A Midwest League and in 2018 in the Class A Short Season New York-Penn League.

MINOR LEAGUES:

- Appeared in 11 games for the Astros in Spring Training in what was his only affiliated game action of **2020** due to the COVID-19 minor league shutdown...was not on the club's initial 60-man Player Pool, but was added to the group in September and finished his season at the Astros alternate training site...went on to play for the Estrellas in the Dominican Winter League and was named the league's Rookie of the Year...finished his Winter League season hitting .306 (37x121) with seven extra-base hits in 30 games.
- Played in 109 games between Quad Cities (66g) and Fayetteville (43g) in **2019**...recorded a .303 (124x409) batting average with 54 RBI, 21 doubles, seven triples, seven home runs and a .825 OPS (.385OBP/.440SLG)...was named to the Midwest League Midseason All-Star Team...also received his first Major League Spring Training invite.

NOTES

- Played baseball at Classical High School in Providence, Rhode Island, serving as team captain his senior season in 2015...in his high school career, received All-State honors and was a two-time All-Division First Team selection...also participated in Track and Field for four years and was a member of a State Championship team...drafted by Atlanta in the 39th round of the June 2015 draft, but did not sign.
- Opted to attend the University of Maine, playing three seasons for the Black Bears...started every game during his collegiate career...in his junior season of 2018, led Maine in triples and runs scored and was named to the America East Second Team...at the time of the 2018 draft, was rated by ESPN.com as the No. 81 overall prospect.
- Drafted by Houston in the third round of the June 2019 draft with the 102nd overall selection...signed by Astros scout Bobby St. Pierre.
- Jeremy is the son of Gerónimo Peña, who played in the Major Leagues for seven seasons with St. Louis (1990-95) and Cleveland (1996)...during his seven seasons in the Majors, Peña batted .262 (265x1010) with 124 RBI and 54 stolen bases.
- Has been a non-roster invitee each of the last two seasons (2020-21)...is signed to a minor league contract for the 2021 season.

- Appeared in 36 games with Class A Short Season Tri-City in **2018**, batting .250 (34x136) with 22 runs, 10 RBI, 18 walks and a .340 OBP...was also named to the New York-Penn League All-Star Team.

JEREMY JOAN PEÑA

Year	Team	AVG	G	AB	R	H	2B	3B	HR	RBI	BB	SO	SB	CS	OBP	SLG	SF	SH	HB	E
2018	Tri-City (A)	.250	36	136	22	34	5	0	1	10	18	19	3	0	.340	.309	1	0	1	10
2019	Quad Cities (A)	.293	66	242	44	71	8	4	5	41	35	57	17	6	.389	.421	5	0	6	6
	Fayetteville (A)	.317	43	167	28	53	13	3	2	13	12	33	3	4	.378	.467	1	0	5	5
2020	DID NOT APPEAR IN AN OFFICIAL GAME																			
MINOR LEAGUE TOTALS		.290	145	545	94	158	26	7	8	64	65	109	23	10	.374	.407	7	0	12	21

PEÑA CAREER TRANSACTIONS

- Selected by Houston in the 3rd round of the June 2018 draft.



RYAN PRESSLY

Born: 12/15/88 in Dallas, TX

Opening Day Age: 32

Contract Status: Signed through 2021

Acquired: From Minnesota in exchange for RHP Jorge Alcala and OF Gilberto Celestino on July 27, 2018.

Resides: Argyle, TX

ML Service: 7.039

55

RHP

B/T	HEIGHT	WEIGHT
R/R	6'2"	206

TABLE OF CONTENTS

PRESSLY

PLAYER DEVELOPMENT

2020 REVIEW

OPPONENTS

HISTORY AND RECORDS

SPRING TRAINING

MEDIA INFORMATION

MINUTE MAID PARK

CAREER HIGHLIGHTS

- Eight-year Major League reliever and 2019 All-Star is entering his second full season with the Astros after being acquired at the trading deadline in 2018... spent his first five-plus seasons with Minnesota (2013-18).
- In his Major League career, Pressly has posted an 21-22 record with 18 saves and a 3.38 ERA (156ER/415.2IP) in 385 career games...has posted 415 strikeouts in his 415.2 career innings pitched.
- Spent the 2020 season as the Astros closer, recording a career-high 12 saves, which ranked tied for third in the AL...pitched in seven postseason games, capturing four saves with a 2.45 ERA (2ER/7.1IP), one walk and eight strikeouts...was scoreless in six of his seven outings.
- Named to his first career **ALL-STAR TEAM** in 2019 after posting a career-best 2.32 ERA (14ER/54.1IP).
- Posted the longest scoreless appearance streak in MLB history, a 40-game streak that began on Aug. 15, 2018 and ended on May 24, 2019 vs. BOS
- Split his 2018 season between the Astros and Twins and combined to lead the AL with 77 appearances, which ranked tied for third in the Majors...ranked fourth in strikeouts (101) among AL relievers...in his 26 games with Houston, posted an 0.77 ERA (2ER/23.1IP) with 32 strikeouts, three walks and just 11 hits allowed (138 opponent batting average)...made five postseason apps., recording three holds and a 1.80 ERA (1ER/5IP).
- In his third Major League season, posted a 2.93 ERA (9ER/27.2IP) in 27 games in 2015...did not allow a home run on the season, one of two pitchers to do so (min. 25IP), also Adam Wainwright (28IP).

2020 SEASON:

- Stepped into the closer's role and notched a career-high 12 saves over 23 games...ranked tied for third in the AL in saves.
- Successfully converted 11 of his last 13 save chances of the season, spanning his final 18 games...posted a 2.08 ERA (4ER/17.1IP) with four walks and 25 strikeouts in that span.
- Made his sixth-career **OPENING DAY** roster...reached 400.0 career innings on Aug. 16 vs. SEA.
- Earned the save in both games of the doubleheader on Aug. 29 vs. OAK, becoming the third pitcher in

NOTES

- Attended Carrollton American Heritage Academy for his first three years of high school and starred as a pitcher and shortstop, leading the conference in 23 different offensive categories...for his senior year, transferred to Marcus High School, which is in Flower Mound, TX, a suburb of Dallas.
- Played baseball and football (defensive back) at Marcus HS, where he graduated in 2011...was tackled and suffered a torn ACL during senior season, ending his football career...received a scholarship to play baseball at Texas Tech but elected to play professional baseball after being drafted by Boston in the 11th round of the June 2007 draft...signed by Red Sox scout Jim Robinson.
- Played five seasons (2008-12) in the Red Sox minor league system before being selected by Minnesota in the 2012 Rule 5 Draft...was selected fourth overall, three picks after the Astros selected RHP Josh Fields first overall.
- After spending his first five and a half MLB seasons in Minnesota, the Astros traded for Pressly just before the trade deadline in 2018...he immediately improved, crediting this improvement to a change in pitch mix and location...he began throwing his curveball more and throwing his fastball up in the zone...both changes play into his huge spin rate numbers on those pitches...he finished the 2020 season with a spin rate on his curveball in the 99th percentile of all pitchers, while his fastball spin rate checked in at the 95th percentile.
- The Astros signed Pressly to a two-year contract extension on March 20, 2019 to cover the 2020-21 seasons...the deal also includes a vesting option for the 2022 season...for this to vest, Pressly will need to make 60 appearances this season.

franchise history to get a save in both games of a doubleheader (per Elias), joining Todd Jones (Aug. 4, 1995 at PIT) and Fred Gladding (July 20, 1969 vs. SD)...threw 19 pitches between both games, striking out four batters.

pitched in seven postseason games, capturing four saves with a 2.45 ERA (2ER/7.1IP), one walk and eight strikeouts...was scoreless in six of his seven outings.

- Got the save in Game 2 of the Wild Card Series at MIN with two strikeouts in a scoreless 9th inning, clinching a series victory for Houston against his former club...pitched in three games in the ALDS,

capturing a save in Game 2...appeared in three ALCS games, earning the win in Game 5 and saves in Games 4 and 6.

2019 SEASON:

- Named to his first career **ALL-STAR TEAM**...among AL relievers, ranked tied for first in holds (31) and sixth in WHIP (0.88) and tied for sixth in strikeout-to-walk ratio (6.00).
- Posted the longest scoreless appearance streak in MLB history, a 40-game streak that began on Aug. 15, 2018 and ended on May 24, 2019 vs. BOS... overtook Craig Kimbrel's MLB record streak of 38 games that was set in 2011...his scoreless streak was tied for the second-longest by a reliever in terms of innings pitched (39IP) in the Expansion Era (since 1961) with RHP Brad Ziegler (39IP in 2008), trailing only RHP Gregg Olson (41IP from 1989-90)...his 39.0-inning scoreless streak marked a new franchise record...Roy Oswalt previously held the record at 32.1 innings pitched in 2008...also posted a 32-game road scoreless streak, which tied the fifth-longest streak in MLB history.
- Held left-handed hitters to a .124 opponent batting average with a .361 OPS (.165 OBP/.196 SLG)...posted the second-best opponent OPS against lefties in the Majors (min. 90 batters faced)
- Posted a 0.75 ERA (2ER/24IP) with 29 strikeouts in 24 games at home...shut down division opponents, posting a 1.26 ERA (4ER/28.2IP) with 33 strikeouts in 29 games against the AL West.
- Started the year on the Astros **OPENING DAY** roster in what was his first full season with Houston.
- Appeared in 10 games in the **POSTSEASON**...went 1-0 with an 11.12 ERA (7ER/5.2IP) in his 10 games, stranding 10-of-11 inherited runners...was scoreless in seven out of 10 postseason games...earned his first career postseason win in Game 4 of the ALCS at NYY, throwing 0.2 scoreless innings while striking out one batter.

2018 SEASON:

- Split his season between the Twins and Astros and combined to lead the AL with 77 appearances, which ranked tied for third in the Majors...ranked fourth among AL relievers in strikeouts (101) and eighth in ERA (2.54).
- Set career highs in appearances and strikeouts... started the season on the Twins **OPENING DAY** roster...acquired by the Astros on July 27 in exchange for RHP Jorge Alcalá and OF Gilberto Celestino.
- In his 26 games with Houston, posted an 0.77 ERA (2ER/23.1IP) with 32 strikeouts, three walks and just 11 hits allowed (.138 opponent batting average)...ended the season on a 21-game scoreless streak (18.0 IP).
- Pitched in five games in the **POSTSEASON**, posting a 1.80 ERA (1ER/5IP) with seven strikeouts and one hit allowed...marked his first-career postseason appearances...entered the Game 1 of the ALDS vs. CLE in the 6th inning with the bases loaded and one out in what was his first career postseason appearance... threw a wild pitch on his first pitch to allow a run to score...induced a ground ball and fanned Edwin Encarnación to end the inning...returned to the mound and worked a scoreless 7th inning...recorded holds in each of his first three postseason appearances, Games 1 and 2 of the ALDS vs. CLE, and Game 1 of the ALCS at BOS.

2017 SEASON:

- Made the Twins **OPENING DAY** roster for the third time in career.
- Had two MLB stints, going 1-2, with a 8.25 ERA (22ER/24IP) in his first 25 Major League appearances from April 5-July 1, but went 1-1 with a 2.41 ERA (10ER/37.1IP) in his final 32 games.
- Held right-handed hitters to a .196 batting average and left-handed hitters to a .281 batting average.

2016 SEASON:

- Made the Twins **OPENING DAY** roster for the second time in his career and the first time since 2013 and spent the entire season with Twins.
- Led the Twins in games (72) and holds (14) and won a career-high six games...ranked fourth in the AL in relief innings (75.1) and tied for fourth in games.

2015 SEASON:

- Began the season with Triple A Rochester and was recalled by Minnesota on May 1...earned win in his first appearance, tossing a season-high 2.2 scoreless innings on May 3 vs. CWS.
- Did not allow a home run on the season, one of two pitchers in baseball with a minimum of 25.0 innings pitched to not allow a homer, St. Louis' Adam Wainwright being the other.



2014 SEASON:

- Optioned to Triple A Rochester during Spring Training and did not return to the Majors until late July...did not allow a home run in his first 25 Triple A apps. (43IP) from April 6-June 20...converted six of seven save opportunities for the Red Wings.
- Recalled on July 24 and spent rest of the season with Minnesota...eight of his first nine appearances for the Twins were scoreless from July 24-Aug. 15, posting a 0.75 ERA in that span.

2013 SEASON:

- Spent the entire season on the Twins roster, his first with a Major League club.
- Made his Major League debut on April 4 vs. DET, tossing 1.0 scoreless inning with one hit allowed and one strikeout...earned his first Major League win on May 8 at BOS, tossing a career-high 4.0 scoreless innings with two hits allowed.
- Did not allow a home run in his first 23 appearances (34IP) from April 4-June 22.
- Appeared in 49 games, tied for eighth most for a rookie in club history; pitched 76.2 innings, sixth most for a rookie reliever in club history...ranked 10th among AL rookies in innings pitched, first among relievers, and third among all MLB relievers...tied for fifth among AL rookies in appearances.

MINOR LEAGUES:

- In his final year with the Red Sox organization in **2012**, started the season with Class A Salem...promoted to Double A Portland on July 15 and converted from starter to reliever upon his promotion...also pitched for the Surprise Saguaros in the Arizona Fall League, going 0-0, with a 3.86 ERA (6ER/14IP) with one save, one walk and 18 strikeouts in 10 games.
- Spent the entire **2011** season with Class A Salem (Boston), tying for first in Carolina League in starts (26)...led Salem in innings pitched (130.0).
- Spent the entire **2009** season with Class A Lowell (Boston) and made one playoff appearance for the club, allowing one run in 3.0 innings pitched.

PERSONAL:

- Ryan and his wife, Kat Rogers, were married on New Years Eve 2020...Kat is a former Dallas Cowboys cheerleader and appeared in eight episodes of the 2015 TV Series Making the Team...she also has been credited with 13 different roles as an actress on IMDB.

THOMAS RYAN PRESSLY

Year	Team	W	L	ERA	G	GS	CG	SHO	SV	IP	H	R	ER	HR	HB	BB	SO	WP	BK	AVG
2008	GCL Red Sox (R)	1	4	3.79	10	9	0	0	0	40.1	41	18	17	2	3	21	34	4	0	.277
2009	Lowell (A)	6	4	3.17	13	11	0	0	0	59.2	48	22	21	1	2	25	64	7	0	.220
2010	Greenville (A)	5	7	3.72	26	24	0	0	0	113.2	110	55	47	9	5	43	96	5	0	.256
2011	Salem (A)	6	11	4.50	26	26	0	0	0	130.0	125	84	65	9	13	53	72	11	0	.251
2012	Salem (A)	5	3	6.28	20	12	0	0	0	76.0	86	58	53	9	4	26	61	10	0	.287
	Portland (AA)	2	2	2.93	14	0	0	0	0	27.2	23	9	9	2	0	10	21	2	0	.232
2013	MINNESOTA	3	3	3.87	49	0	0	0	0	76.2	71	37	33	5	0	27	49	7	0	.251
2014	Rochester (AAA)	1	4	2.98	35	0	0	0	6	60.1	55	25	20	1	1	21	63	6	0	.238
	MINNESOTA	2	0	2.86	25	0	0	0	0	28.1	30	10	9	3	1	8	14	1	0	.278
2015	Rochester (AAA)	0	2	4.50	7	0	0	0	0	10.0	6	7	5	1	0	6	15	3	0	.176
	MINNESOTA	3	2	2.93	27	0	0	0	0	27.2	27	9	9	0	0	12	22	2	0	.257
2016	MINNESOTA	6	7	3.70	72	0	0	0	1	75.1	79	34	31	8	2	23	67	7	0	.266
2017	MINNESOTA	2	3	4.70	57	0	0	0	0	61.1	52	34	32	10	3	19	61	5	0	.229
	Rochester (AAA)	2	0	0.90	7	0	0	0	4	10.0	5	1	1	0	0	5	15	0	0	.152
2018	MINNESOTA	1	1	3.40	51	0	0	0	0	47.2	46	19	18	5	2	19	69	6	0	.250
	HOUSTON	1	0	0.77	26	0	0	0	2	23.1	11	2	2	1	1	3	32	2	0	.138
2019	HOUSTON	2	3	2.32	55	0	0	0	3	54.1	37	15	14	6	0	12	72	4	0	.188
	Corpus Christi (AA)#	0	0	0.00	1	1	0	0	0	1.0	1	0	0	0	0	0	2	0	0	.333
2020	HOUSTON	1	3	3.43	23	0	0	0	12	21.0	21	10	8	2	1	7	29	1	0	.253
MINOR LEAGUE TOTALS		28	37	4.05	159	83	0	0	10	528.2	500	279	238	34	28	210	443	48	0	.251
MAJOR LEAGUE TOTALS		21	22	3.38	385	0	0	0	18	415.2	374	170	156	40	10	130	415	35	0	.239

#Rehab Assignment

WILD CARD SERIES RECORD

Year	Team/Opp.	W	L	ERA	G	GS	CG	SHO	SV	IP	H	R	ER	HR	HB	BB	SO	WP	BK	AVG
2020	HOU/MIN	0	0	0.00	1	0	0	0	1	1.0	0	0	0	0	0	0	2	0	0	.000

DIVISION SERIES RECORD

Year	Team/Opp.	W	L	ERA	G	GS	CG	SHO	SV	IP	H	R	ER	HR	HB	BB	SO	WP	BK	AVG
2018	HOU/CLE	0	0	0.00	2	0	0	0	0	2.1	0	0	0	0	0	1	3	1	0	.000
2019	HOU/TB	0	0	18.00	2	0	0	0	0	1.0	4	2	2	0	0	0	3	0	0	.571
2020	HOU/OAK	0	0	6.00	3	0	0	0	1	3.0	4	2	2	0	0	1	2	0	0	.333
TOTALS		0	0	5.68	7	0	0	0	1	6.1	8	4	4	0	0	2	5	1	0	.308

LEAGUE CHAMPIONSHIP SERIES RECORD

Year	Team/Opp.	W	L	ERA	G	GS	CG	SHO	SV	IP	H	R	ER	HR	HB	BB	SO	WP	BK	AVG
2018	HOU/BOS	0	0	3.38	3	0	0	0	0	2.2	1	1	1	0	0	2	4	0	0	.100
2019	HOU/NYY	1	0	10.80	4	0	0	0	0	1.2	5	2	2	0	0	1	3	0	0	.500
2020	HOU/TB	1	0	0.00	3	0	0	0	2	3.1	3	0	0	0	0	0	4	2	0	.250
TOTALS		2	0	3.52	10	0	0	0	2	7.2	9	3	3	0	0	3	11	2	0	.300

WORLD SERIES RECORD

Year	Team/Opp.	W	L	ERA	G	GS	CG	SHO	SV	IP	H	R	ER	HR	HB	BB	SO	WP	BK	AVG
2019	HOU/WSH	0	0	9.00	4	0	0	0	0	3.0	3	4	3	0	0	2	3	1	0	.281

PRESSLY CAREER TRANSACTIONS

- Selected by Boston in the 11th round of the June 2007 draft.
- Selected by Minnesota from Boston in the Major League Rule 5 Draft on Dec. 6, 2012.
- On Injured List, July 6-Nov. 2, 2015 (right lat strain).
- Acquired by Houston from Minnesota in exchange for RHP Jorge Alcala and OF Gilberto Celestino on July 27, 2018.
- On Injured List, July 27-Aug. 9, 2019 (right knee soreness).
- On Injured List, Aug. 21-Sept. 20, 2019 (right knee arthroscopic surgery).

PRESSLY GAME HIGHS

Longest Winning Streak:	4 -- July 20-Aug. 2, 2016
Longest Losing Streak:	4 -- Aug. 27, 2016-April 16, 2017
Strikeouts:	5 -- May 18, 2017 vs. Colorado
Walks:	3 (2x) -- last, May 7, 2016 at Chicago (AL)
Innings (starter):	none
Innings (relief):	4.0 -- May 8, 2013 at Boston
Low-Hit Game (CG):	none



AUSTIN PRUITT

Born: 8/31/1989 in Plano, TX

Opening Day Age: 31

Contract Status: Signed through 2021

Acquired: From Tampa Bay in exchange for RHP Peyton Battenfield and OF Cal Stevenson on Jan. 9, 2020.

Resides: The Woodlands, TX

ML Service: 2.125

51

RHP

B/T	HEIGHT	WEIGHT
R/R	5'10	179

TABLE OF CONTENTS

PRUITT

PLAYER DEVELOPMENT

2020 REVIEW

OPPONENTS

HISTORY AND RECORDS

SPRING TRAINING

MEDIA INFORMATION

MINUTE MAID PARK

CAREER HIGHLIGHTS

- Versatile right-hander was acquired by the Astros prior to the 2020 season...owns a career 4.87 ERA (108ER/199.2IP) with 147 strikeouts in parts of three Major League seasons (2017-19)...has made 57 relief appearances and 10 starts in his MLB career.
- Owns one of the highest-spin curveballs in the game...in 2019, his curveball had an average spin rate of 2,999 rpms, the 10th-best mark among pitchers who threw at least 750 pitches.
- Made his MLB debut on Opening Day, 2017, becoming the fourth pitcher in Tampa Bay history to make his debut in a season-opener.
- Was named the 2016 Durham Bulls MVP by Rays Baseball Operations after ranking second in the International League with 149 strikeouts.

2020 SEASON:

- Pitched three times for the Astros in Spring Training, posting a 2.00 ERA (2ER/9IP) prior to the COVID-19 shut down...returned to the club in Summer Camp but was unable to throw due to right elbow soreness.
- Began the season rehabbing at the Astros alternate training site before being shut down...underwent surgery in September to repair a hairline fracture in his right elbow.

2019 SEASON:

- Appeared in 14 games with the Rays, including two starts...recorded a 4.40 ERA (23ER/47IP) with 39 strikeouts and a 1.26 WHIP.

2018 SEASON:

- Made 23 appearances over five stints with the Rays, which included a spot on the **OPENING DAY** roster.
- Made three outings (two starts) in the International League postseason, helping Triple A Durham win the Governors' Cup title.

2017 SEASON:

- Made 30 appearances (eight starts) over three stints with the Rays and made his first **OPENING DAY** roster.
- Went 2-3 with a 4.19 ERA (20ER/43IP) and .245 opponent average in his eight starts, compared to a 5-2 record with a 6.53 ERA (29ER/40IP) and .350 opponent average in 22 relief outings.

NOTES

- Graduated from College Park HS in The Woodlands, Texas...was a first team All-District pitcher in 2007 and 2008...also led the District 15-5A in batting average in 2007...had his No. 1 jersey retired by College Park in 2017.
- Despite his high school success, went undrafted...started his collegiate career at Navarro JC in Texas...was a member of the 2011 National JUCO World Series championship team and led the nation with a 0.81 ERA.
- Transferred to the University of Houston, where he earned Conference USA Second Team honors and was named to the ABCA South Central All-Region Second Team in 2013...led the Cougars in wins (10), ERA (2.85) and strikeouts (92) as a senior.
- Drafted by Tampa Bay in ninth round of the 2013 MLB Draft...signed by Rays scout Pat Murphy.
- Acquired from Tampa Bay in exchange for RHP Peyton Battenfield and OF Cal Stevenson on Jan. 9, 2020...went up and down with the Rays for his first three MLB seasons (2017-19) before being sidelined for all of 2020...has used all three of his option years.

- Posted a 0.87 ERA (1ER/10.1IP) in his two starts, which came in consecutive appearances in August and September.

- While with the Rays, pitched mainly as a long reliever...made 11 relief apps of at least 3.0 innings...had six relief outings of at least 4.0 innings and five relief games of at least 5.0 innings...recorded four saves, including three saves of 3.0 innings (or more).

- His seven wins ranked fifth among AL rookies...his five wins in relief marked the third-highest total among rookies in Rays history.
- Became the fourth pitcher in club history to make his MLB debut on Opening Day, joining Ruddy Lugo (2006), Jason Childers (2006) and Seth McClung (2003).

MINOR LEAGUES:

- Named the **2016** Most Valuable Player for Triple A Durham by the Rays Baseball Operations department...spent the entire season with the Bulls, recording a career-best 28 starts, 162.2IP, 149 strikeouts and a 1.19 WHIP...his 149 strikeouts ranked second in the International League...also ranked among International League leaders in starts (tied for first), innings (4th), and WHIP (4th)... named an International League Midseason All-Star.
- Made 26 starts with Double A Montgomery in **2015** and led the Southern League with 160 innings pitched and ranked fifth with a 3.09 ERA.
- His 147 innings pitched with Class A Charlotte ranked fifth in the Florida State League in **2014**.
- Began his professional career with Short A Hudson Valley in **2013** before a promotion to Class A Bowling Green on July 12...posted a 1.53 ERA (8ER/47IP) between the two levels.

PERSONAL:

- Austin and his wife, Danielle, reside in The Woodlands, Texas, with their daughter, Addison.

AUSTIN DANIEL PRUITT

Year	Team	W	L	ERA	G	GS	CG	SHO	SV	IP	H	R	ER	HR	HB	BB	SO	WP	BK	AVG
2013	Hudson Valley (A)	0	1	1.14	5	5	0	0	0	23.2	19	6	3	0	2	2	15	0	0	.226
	Bowling Green (A)	0	2	1.71	9	2	0	0	1	26.1	17	6	5	3	0	3	24	2	0	.181
2014	Charlotte (A)	9	7	3.73	26	25	0	0	0	147.0	144	70	61	12	1	31	106	9	1	.255
2015	Montgomery (AA)	10	7	3.09	26	26	2	1	0	160.0	160	60	55	3	5	38	122	7	0	.263
2016	Durham (AAA)	8	11	3.76	28	28	2	0	0	162.2	166	73	68	21	1	27	149	6	0	.267
2017	Durham (AAA)	0	1	2.55	9	4	0	0	1	24.2	17	9	7	2	1	2	33	0	0	.189
	TAMPA BAY	7	5	5.31	30	8	0	0	1	83.0	103	55	49	11	5	22	66	1	0	.300
2018	Durham (AAA)	3	0	2.95	14	4	0	0	1	38.2	26	14	13	2	0	7	49	5	0	.182
	TAMPA BAY	2	3	4.65	23	0	0	0	4	69.2	72	40	36	7	1	16	42	1	0	.268
2019	Durham (AAA)	3	3	5.40	18	6	0	0	0	48.1	61	31	29	9	1	12	51	1	0	.305
	TAMPA BAY	3	0	4.40	14	2	0	0	0	47.0	47	23	23	7	0	12	39	1	0	.266
2020	DID NOT PLAY (INJURED)																			
MINOR LEAGUE TOTALS		33	32	3.43	135	100	4	1	3	632.1	610	269	241	52	11	122	549	30	1	.254
MAJOR LEAGUE TOTALS		12	8	4.87	67	10	0	0	5	199.2	222	118	108	25	6	50	147	6	0	.281

PRUITT CAREER TRANSACTIONS

- Selected by the Tampa Bay in the ninth round of the June 2013 draft.
- Acquired by Houston from Tampa Bay in exchange for RHP Peyton Battenfield and OF Cal Stevenson on Jan. 9, 2020.
- On Injured List, July 23-Nov. 1, 2020 (right elbow soreness).

PRUITT GAME HIGHS

Longest Winning Streak:4 -- June 12, 2018-Sept. 23, 2019
Longest Losing Streak:3 -- April 3-June 7, 2018
Strikeouts:7 (2x) -- last, July 3, 2019 vs. Baltimore
Walks:3 (2x) -- last, July 3, 2019 vs. Baltimore
Innings (starter):7.0 -- Aug. 18, 2017 vs. Seattle
Innings (relief):7.0 -- June 7, 2018 vs. Seattle
Low-Hit Game (CG):none



NON-ROSTER INVITEE

LORENZO QUINTANA

Born: 3/1/89 in Pinar Del Rio, Cuba

Opening Day Age: 32

Contract Status: Signed through 2021

Acquired: Signed as a non-drafted free agent on Oct. 5, 2017.

Resides: Santo Domingo, DR

ML Service: 0.000

81

C

B/T	HEIGHT	WEIGHT
R/R	5'10	205

TABLE OF CONTENTS

QUINTANA

CAREER HIGHLIGHTS

- Veteran catcher has been with the Astros organization for three years (2018-21) after playing seven seasons in Cuba's Serie Nacional (2008-14)... did not play for three seasons from 2015-17...has hit .278 (145x522) with 35 doubles, 28 homers, 98 RBI and an .847 OPS (.330 OBP/.517 SLG) in 144 minor league games in Houston's system.
- Has reached double-digit home runs in both of his minor league seasons (2018-19)...hit a combined 17 home runs in 74 games between Triple A Round Rock (31g) and Corpus Christi (43g) in 2019...clubbed 11 homers at Double A Corpus Christi in 2018.
- Was named an MiLB.com Organization **ALL-STAR** in 2019 after hitting .299 with 17 homers and an .889 OPS in 74 combined games between Round Rock and Corpus Christi.
- Debuted stateside in 2018 for Double A Corpus Christi, making 67 starts behind the plate...had a three-homer game on July 9, 2018 vs. NW Arkansas, going 3x3 with two hit by pitches, six RBI and five runs scored, which earned him the Texas League Player of the Week honors.

MINOR LEAGUES:

- Had a strong start to his **2020** season, hitting .313 (5x16) with a double and two RBI in 10 Spring Training games...was optioned to minor league camp on March 11 and was not in the club's 60-man Player Pool for the season.
- Batted .299 (83x278) with 17 homers, 56 RBI and an .889 OPS (.342 OBP/.547 SLG) in 74 combined games between Triple A Round Rock (31g) and Double A Corpus Christi (43g) in **2019**...was named an MiLB.com Organization All-Star...began the season at Corpus Christi, before receiving his first promotion to Triple A on May 26...moved back to Double A in June, before receiving a promotion to Round Rock on Aug. 1...during his final Triple A stint, hit .304 (21x69) with four doubles, four homers, 13 RBI and an .887 OPS in 20 games.
- Debuted stateside in **2018** for Double A Corpus Christi, hitting .254 (62x244) with 19 doubles, 11 home runs, 42 RBI and a .799 OPS in 70 games, including 67 starts behind the plate...hit seven of his 11 home runs on the season against NW Arkansas, which included a three-homer and a two-homer game...recorded that three-homer game on July 9 vs. NW Arkansas, going 3x3 with two hit by pitches, six RBI and five runs scored...named the Texas League Player of the Week for that week (July 9-15)...played in two postseason games for the Hooks, going 1x7 with a homer and four RBI.

NOTES

- Played his first seven professional seasons (2008-15) in Cuba's Serie Nacional, all for the Vegueros de Pinar del Rio...debuted in 2008 as a 19-year old catcher...compiled a .307 (446x1452) average with an .810 OPS in 428 career games in Cuba...his club, Pinar del Rio, won the league championship twice during his tenure, in 2011 and 2014...in 2013, Quintana earned the league's Gold Glove Award...defected from Cuba and eventually established residency in the Dominican Republic.
- Signed by Houston as a minor league international free agent on Oct. 5, 2017...signed by Astros scout Charlie Gonzalez.
- This marks his third consecutive season as a non-roster invitee at Major League Spring Training (2019-21)...is currently signed to a minor league contract for the 2021 season.

PLAYER DEVELOPMENT

2020 REVIEW

OPPONENTS

HISTORY AND RECORDS

SPRING TRAINING

MEDIA INFORMATION

MINUTE MAID PARK



BROOKS RALEY

Born: 6/29/1988 in San Antonio, TX

Opening Day Age: 32

Contract Status: Signed through 2021

Acquired: From Cincinnati in exchange for a PTBNL (RHP Fredy Medina) on Aug. 9, 2020.

Resides: College Station, TX

ML Service: 1.045

58

LHP

B/T	HEIGHT	WEIGHT
L/L	6'3"	200

TABLE OF
CONTENTS

RALEY

PLAYER
DEVELOPMENT

2020 REVIEW

OPPONENTS

HISTORY
AND RECORDS

SPRING TRAINING

MEDIA INFORMATION

MINUTE MAID
PARK

CAREER HIGHLIGHTS

- Left-handed reliever has spent parts of three seasons in the Majors (2012-13, 2020), making 35 appearances, including five starts.
- Had his most Major League success with the Astros in 2020, making 17 appearances after a midseason trade...also made six **POSTSEASON** appearances in 2020, with a 3.18 ERA (2ER/5.2IP)...had four scoreless appearances in the LCS vs. TB (3IP).
- Spent five seasons (2015-19) as a starting pitcher for the Lotte Giants in the Korean Baseball Organization...in each of his five seasons for Lotte recorded at least 30 starts, 178.1 innings and 134 strikeouts...was one of only two pitchers in the KBO, to record at least 150 starts and at least 900 innings pitched in that time frame.
- Pitched for the Cubs for parts of two seasons (2012-13), including a five-start stint in 2012...earned his only career win on Aug. 18, 2012 at CIN (3ER/5.1IP).
- In 2010 was named an MiLB.com Cubs Organizational All-Star while pitching for Class A Daytona.

2020 SEASON:

- In 17 games for Houston, went 0-1 with one save, a 3.94 ERA (7ER/16IP), four walks and 21 strikeouts...stranded all 12 of his 13 inherited runners (92.3%) with Houston, the fifth-best inherited runners scored percentage in the AL.
- Held left-handed hitters to a .121 batting average (4x33) between his 21 total appearances with Houston and Cincinnati...held lefties 4x31 (.129) with Houston...allowed just one extra-base hit to a left-handed hitter all season (homer).
- Gave up an exit velocity of 81.7 mph, per Statcast, which marked the second-best average exit velocity among all MLB pitchers, behind only Alex Claudio (81.7 mph)...posted MLB's third-best hard-hit ball rate (21.3%), behind Kenley Jansen (14%), Sam Selman (20%) and Andre Scrubb (20.8%).
- Made the Reds **OPENING DAY** roster after spending Spring Training with the club as a non-roster invitee...was acquired by Houston from Cincinnati for a PTBNL or cash considerations on Aug. 9...was activated by Houston on Aug. 11.
- Recorded his first-career MLB save on Sept. 17 vs. TEX, tossing a perfect 9th inning on five pitches...was his first-career save opportunity.

NOTES

- Attended Uvalde HS, in Uvalde, TX, a small town west of San Antonio...was a two-way player and was a three-time first-team all-district and three-time all-state honoree...earned San Antonio-area Player of the Year accolades his senior season (2007)...hit .525 as a senior while going 6-2 with a 1.37 ERA on the mound, earning first-team all-district and third-team all-state honors...also played football at Uvalde as a wide receiver and defensive back, helping the Coyotes to the state playoffs as a senior.
- Brooks' older brother, Russell, played college baseball at Oklahoma (2003-06) and his younger brother, Cory, played at Texas Tech.
- Went on to attend Texas A&M for two years (2008-09)...went 7-3 with a 3.76 ERA (39ER/93.1IP) in 15 starts in his sophomore season...hit .304 (66x217) with 19 doubles in 60 games as an outfielder...pitched in the 2009 Houston College Classic, earning a win vs. UC Irvine (2ER/6IP)...went 2x8 with two doubles at the plate that weekend.
- Brooks and his brother, Cory, co-own a custom bolt action rifle company, Exile Firearms, in his hometown of Uvalde...a passionate outdoorsman, Brooks grew up guiding and long-range shooting.
- Drafted by Chicago (NL) in the sixth round of the 2009 MLB Draft...spent his first six seasons mostly at the minor league level...turned his career around with a five-year run in the KBO (2015-19) before returning stateside in 2020 on a minor league deal with the Reds.
- Spent five years in the KBO as one of the top starting pitchers in Korea...had options to return, but with three girls under three years of age, including twins, he wanted to move closer to family and now resides in College Station, TX, in the offseason.
- Acquired by the Astros on Aug. 9, 2020 in exchange for a PTBNL (RHP Fredy Medina)...after finishing the 2020 season with the Astros, had his contract option picked up by the club on Nov. 1, which covers the 2021 season...will be eligible for free agency following the 2021 season.
- Made six appearances in the **POSTSEASON**, posting a 3.18 ERA (2ER/5.2IP) with nine strikeouts...was scoreless in five of his six postseason games.

FOREIGN LEAGUES:

- Spent five seasons as a starting pitcher for the Lotte Giants in the Korean Baseball Organization...in each of his five seasons for Lotte recorded at least 30 starts, 178.1 innings and 134 strikeouts.
- From 2015-2019 was one of only two pitchers in the Korean Baseball Organization, along with LHP Yang Hyunjong of the Kia Tigers, to record at least 150 starts and at least 900 innings pitched...in that span, ranked third in WAR among all KBO pitchers (19.45).
- In **2019**, spent his fifth and final season in the KBO in the starting rotation of the Lotte Giants...ranked among the Korean Baseball Organization pitching leaders in strikeouts (6th), quality starts (19, T-7th) and innings pitched (8th).

2014 SEASON:

- Claimed off waivers twice in 2014, going from the Cubs to the Twins to the Angels...finished his season with Triple A Salt Lake before being released in December.

2013 SEASON:

- Spent the majority of his season at Triple A Iowa, but did make nine relief appearances with the Cubs, eight of them coming in September.

2012 SEASON:

- Advanced from Double A to Triple A to the Majors in 2012...ended up making five starts with the Cubs, all coming in August.
- Made his MLB debut in a start on Aug. 7 at SD (4IP)...struck out Chris Dinorfa to begin his MLB career.
- Earned his first and only career victory in his third Major League start on Aug. 18 at CIN (3ER/5.1IP).

MINOR LEAGUES:

- Was named a **2010** MiLB.com Cubs Organizational All-Star while pitching for Class A Daytona.

PERSONAL:

- Brooks and his wife Rachel reside in College Station, TX...the couple has three daughters, Raelynn, Rayney and Ramsey.



BROOKS LEE RALEY

Year	Team	W	L	ERA	G	GS	CG	SHO	SV	IP	H	R	ER	HR	HB	BB	SO	WP	BK	AVG
2009	AZL Cubs (R)	0	1	4.15	3	3	0	0	0	4.1	2	4	2	1	0	2	3	1	0	.125
	Boise (A)	0	0	1.42	2	0	0	0	0	6.1	3	1	1	1	0	1	2	0	0	.150
2010	Daytona (A)	8	6	3.50	27	27	0	0	0	136.1	151	62	53	9	4	43	97	5	2	.284
2011	Tennessee (AA)	8	10	4.22	26	25	0	0	0	136.1	170	86	64	16	3	45	80	7	0	.307
2012	Tennessee (AA)	2	2	3.51	8	8	0	0	0	48.2	47	19	19	2	4	12	29	1	0	.260
	Iowa (AAA)	4	8	3.62	14	14	1	1	0	82.0	87	39	33	7	3	28	69	2	0	.272
	CHICAGO (NL)	1	2	8.14	5	5	0	0	0	24.1	33	23	22	7	0	11	16	0	0	.317
2013	Iowa (AAA)	8	10	4.46	27	25	0	0	0	141.1	142	73	70	13	6	45	95	6	0	.259
	CHICAGO (NL)	0	0	5.14	9	0	0	0	0	14.0	11	9	8	2	2	8	14	0	0	.224
2014	Rochester (AAA)	0	1	3.68	8	1	0	0	0	14.2	17	7	6	1	1	11	19	1	0	.283
	Salt Lake (AAA)	0	3	10.57	6	5	0	0	0	23.0	39	27	27	1	4	12	15	1	0	.379
2015	Lotte (KBO)	11	9	3.91	31	30	1	0	0	179.1	182	93	78	20	15	57	134	13	2	
2016	Lotte (KBO)	8	10	4.34	31	31	1	1	0	184.2	207	105	89	21	17	51	147	5	2	
2017	Lotte (KBO)	13	7	3.80	30	30	1	0	0	187.1	199	87	79	19	17	44	156	3	1	
2018	Lotte (KBO)	11	13	4.74	30	30	0	0	0	178.1	180	106	94	24	18	54	178	4	2	
2019	Lotte (KBO)	5	14	3.88	30	30	0	0	0	181.0	191	88	78	10	8	65	140	10	1	
2020	CINCINNATI	0	0	9.00	4	0	0	0	0	4.0	5	4	4	0	3	2	6	0	0	.294
	HOUSTON	0	1	3.94	17	0	0	0	1	16.0	8	8	7	3	1	4	21	0	0	.143
MINOR LEAGUE TOTALS		30	41	4.17	121	108	1	1	2	593.0	658	318	275	51	25	199	409	24	2	.282
FOREIGN (5 SEASONS)		48	53	4.13	152	151	3	1	0	910.2	959	479	418	94	75	271	755	35	8	
MAJOR LEAGUE TOTALS		1	3	6.33	35	5	0	0	1	58.1	57	44	41	12	6	25	57	0	0	.252

WILD CARD SERIES RECORD

Year	Team/Opp.	W	L	ERA	G	GS	CG	SHO	SV	IP	H	R	ER	HR	HB	BB	SO	WP	BK	AVG
2020	HOU/MIN	0	0	0.00	1	0	0	0	0	0.2	1	0	0	0	0	1	1	0	0	.500

DIVISION SERIES RECORD

Year	Team/Opp.	W	L	ERA	G	GS	CG	SHO	SV	IP	H	R	ER	HR	HB	BB	SO	WP	BK	AVG
2020	HOU/OAK	0	1	9.00	1	0	0	0	0	2.0	1	2	2	0	1	2	2	0	0	.200

LEAGUE CHAMPIONSHIP SERIES RECORD

Year	Team/Opp.	W	L	ERA	G	GS	CG	SHO	SV	IP	H	R	ER	HR	HB	BB	SO	WP	BK	AVG
2020	HOU/TB	0	0	0.00	4	0	0	0	0	3.0	2	0	0	0	0	2	6	0	0	.182

RALEY CAREER TRANSACTIONS

- Selected by Chicago (NL) in the sixth round of the June 2009 draft.
- Claimed off waivers by Minnesota on Feb. 12, 2014.
- Claimed off waivers by Los Angeles (AL) on May 8, 2014.
- Signed by Cincinnati as a minor league free agent on Jan. 7, 2020.
- Acquired by Houston from Cincinnati in exchange for a PTBNL (RHP Fredy Medina) on Aug. 9, 2020.

RALEY GAME HIGHS

Longest Winning Streak:1 -- Aug. 18, 2012 at Cincinnati
Longest Losing Streak:2 -- Aug. 7-12, 2012
Strikeouts:4 (5x) -- last, July 27, 2020 vs. Chicago (NL)
Walks:3 (4x) -- last, Sept. 27, 2013 at St. Louis
Innings (starter):6.0 -- Aug. 12, 2012 vs. Cincinnati
Innings (relief):4.1 -- July 10, 2020 vs. Los Angeles (AL)
Low-Hit Game (CG):none

TABLE OF CONTENTS

RALEY

PLAYER DEVELOPMENT

2020 REVIEW

OPPONENTS

HISTORY AND RECORDS

SPRING TRAINING

MEDIA INFORMATION

MINUTE MAID PARK



NIVALDO RODRIGUEZ

68		
RHP		
<small>B/T</small>	<small>HEIGHT</small>	<small>WEIGHT</small>
R/R	6'1	223

Born: 4/16/97 in Carabobo, VZ
Opening Day Age: 23
Contract Status: Signed through 2021
Acquired: Signed as a non-drafted free agent on June 13, 2016.
Resides: Lara, VZ
ML Service: 0.056

CAREER HIGHLIGHTS

- Right-hander made the jump from Class A to the Major Leagues in 2020, appearing in five games for the Astros across two MLB stints.
- Made his Major League debut on July 28, 2020 vs. LAD, tossing 2.0 scoreless innings against the Dodgers...struck out Cody Bellinger for his first Major League strikeout.
- In his four-year minor league career (2016-19), Rodriguez has posted a 15-9 record and a 2.40 ERA (60ER/225.1IP) with 69 walks and 235 strikeouts.
- Pitched in the minor league postseason twice in his career (2018-19), going 1-1 with a 2.30 ERA (4ER/15.2IP) in three games, including two starts.

2020 SEASON:

- Made the jump directly from Class A to make his MLB debut and pitched in five games for the Astros across two stints with the club.
- Also appeared in three Spring Training games, going 2-0 with a 3.60 ERA (2ER/5IP)...optioned to minor league camp on March 9...returned to the club for Summer Camp and began his season at the Astros alternate training site.
- Was recalled to Houston on July 27 for his first career MLB stint...was optioned on Aug. 14...recalled to Houston on Sept. 27 for the club's final regular season game.

MINOR LEAGUES:

- In **2019**, posted a combined 6-6 record with a 2.40 ERA (28ER/105IP), 35 walks and 114 strikeouts in 24 games (15 starts) between Class A Advanced Fayetteville (24g) and Class A Quad Cities (6g)... began the season at Quad Cities...struck out a season-high nine batters over 7.0 scoreless frames on May 2 at Lake County...was promoted to Fayetteville on May 16...finished the season with the Woodpeckers, going 3-5 with a 2.92 ERA (24ER/74IP) in 18 games (9 starts).
- Pitched the entire **2018** season with Class A Tri-City, going 4-1 with a 2.91 ERA (18ER/55.2IP) and 50 strikeouts in 14 games (seven starts).

PERSONAL:

- Nivaldo and his wife, Kiara, reside in Lara, VZ.

NOTES

- Signed by the Astros as a 19-year-old non-drafted free agent out of Venezuela on June 13, 2016... signed by Astros scouts Oz Ocampo, Tom Shafer and Roman Ocumarez.
- Named the Astros No. 25 prospect by MLB.com this offseason, Rodriguez relies on a high-spin rate curveball, as his primary weapon.
- Was one of three pitchers on the 2020 Astros to make the jump to the Major Leagues directly from Class A Fayetteville...Rodriguez was joined by RHP Humberto Castellanos and RHP Carlos Sanabria to hold this distinction.
- Added to the Astros 40-man roster on Nov. 20, 2019...had two stints in the Majors in 2020, using one of his three option years.
- Made his MLB debut on July 28 vs. LAD, tossing 2.0 scoreless innings...struck out Cody Bellinger for his first Major League strikeout.
- Threw a career-high 4.0 innings on Sept. 27 at TEX... gave up two runs on five hits with five strikeouts.

- Combined to go 4-2 with a 2.05 ERA (13ER/57IP) and 63 strikeouts between the Dominican Summer League Astros (6g) and the Gulf Coast League Astros (9g) in **2017**...pitched to a 0.35 ERA (1ER/26IP) in the DSL before receiving a promotion to the GCL for his first professional stint in the United States...
- In **2016**, made his pro debut in the Dominican Summer League, going 1-0 with a 1.17 ERA (1ER/7.2IP) in five games.



NIVALDO APOLINAR RODRIGUEZ

Year	Team	W	L	ERA	G	GS	CG	SHO	SV	IP	H	R	ER	HR	HB	BB	SO	WP	BK	AVG
2016	DSL Astros Orange (R)	1	0	1.17	5	0	0	0	0	7.2	6	2	1	0	0	4	8	2	0	.194
2017	DSL Astros Blue (R)	3	0	0.35	6	4	0	0	1	26.0	17	4	1	0	1	6	29	3	0	.181
	GCL Astros (R)	1	2	3.48	9	3	0	0	0	31.0	32	15	12	1	2	11	34	2	1	.267
2018	Tri-City (A)	4	1	2.91	14	7	0	0	1	55.2	45	18	18	3	5	13	50	2	0	.218
2019	Quad Cities (A)	3	1	1.16	6	6	1	1	0	31.0	23	6	4	2	0	4	39	3	0	.200
	Fayetteville (A)	3	5	2.92	18	9	0	0	2	74.0	46	27	24	5	3	31	75	7	0	.175
2020	HOUSTON	0	1	6.23	5	0	0	0	0	8.2	15	7	6	3	0	6	8	1	0	.385
MINOR LEAGUE TOTALS		15	9	2.40	58	29	1	1	4	225.1	169	72	60	11	11	69	235	19	1	.204
MAJOR LEAGUE TOTALS		0	1	6.23	5	0	0	0	0	8.2	15	7	6	3	0	6	8	1	0	.385

RODRIGUEZ CAREER TRANSACTIONS

- Signed as a non-drafted free agent on June 13, 2006.

RODRIGUEZ GAME HIGHS

Longest Winning Streak:none
Longest Losing Streak:1 – Aug. 1, 2020 at Los Angeles (AL)
Strikeouts:5 – Sept. 27, 2020 at Texas
Walks:3 – Sept. 27, 2020 at Texas
Innings (starter):none
Innings (relief):4.0 – Sept. 27, 2020 at Texas
Low-Hit Game (CG):none

TABLE OF CONTENTS

RODRIGUEZ

PLAYER DEVELOPMENT

2020 REVIEW

OPPONENTS

HISTORY AND RECORDS

SPRING TRAINING

MEDIA INFORMATION

MINUTE MAID PARK



NON-ROSTER INVITEE

ALEX SANTOS II

Born: 2/10/02 in New York, NY
Opening Day Age: 19
Contract Status: Signed through 2021
Acquired: Selected in the second round of the June 2020 draft.
Resides: Bronx, NY
ML Service: 0.000

90

RHP

B/T	HEIGHT	WEIGHT
R/R	6'3	203

CAREER HIGHLIGHTS

- Right-handed pitching prospect has yet to appear in a minor league game after being selected in the second round of the June 2020 draft.
- Enters this season ranking as the Astros No. 4 prospect per Baseball America...checks in at No. 11 per MLB.com.

MINOR LEAGUES:

- Drafted in June of 2020 and signed with Houston on June 19...did not appear in a minor league game due to the COVID-19 minor league shutdown...was one of 52 minor leaguers to participate at the club's Instructional Camp in October.

NOTES

- Graduated from Mount Saint Michael Academy in the Bronx, NY...had his senior season canceled due to the COVID-19 pandemic, but did have a celebrated junior year as he was named a 2019 Perfect Game All-Star and was listed as the top pitching prospect from the Northeast region by Perfect Game...played on the International circuit that year, earning a spot on the 2019 USA Baseball 40-man 18U National Team Trials Roster...also took part in the Prospect Development Pipeline in Florida and the High School All-Star Game at Progressive Field during MLB's 2019 All-Star Week.
- Entered the 2020 draft ranked by Baseball America as the No. 15 overall high school prospect in his draft class...also tabbed by MLB.com as the No. 56 overall player in the 2020 draft class.
- Selected by Houston with the final pick in the second round of the June 2020 draft (72nd overall)...did have a commitment to play at Maryland, but opted to sign with the Astros...signed by Astros scout Bobby St. Pierre.
- The 72nd overall selection was a compensation pick awarded to Houston after Gerrit Cole's free agent signing with the Yankees...it was also the Astros top selection in the 2020 draft, as their first and second round picks were forfeited by MLB.
- At the age of 19, was the youngest player invited to Astros Major League Spring Training...was one of three players born in the 2000's at camp, also IF Freudis Nova (born 1/12/00) and OF Colin Barber (born 12/4/00).
- Is signed to a minor league contract for the 2021 season, which will be his first as a professional.

ALEX ZAVIER SANTOS II

Year	Team	W	L	ERA	G	GS	CG	SHO	SV	IP	H	R	ER	HR	HB	BB	SO	WP	BK	AVG
2020	DID NOT APPEAR IN AN OFFICIAL GAME																			
MINOR LEAGUE TOTALS		-	-	-	-	-	-	-	-	-	-	-	-	-	-	-	-	-	-	-

SANTOS CAREER TRANSACTIONS

- Selected in the second round of the June 2020 draft.



NON-ROSTER INVITEE

KIT SCHEETZ

Born: 5/18/94 in Midlothian, VA
Opening Day Age: 26
Contract Status: Signed through 2021
Acquired: Signed as an undrafted free agent on June 23, 2017.
Resides: Midlothian, VA
ML Service: 0.000

92

LHP

B/T	HEIGHT	WEIGHT
L/L	5'10	180

TABLE OF CONTENTS

SCHEETZ

CAREER HIGHLIGHTS

- Left-handed reliever enters his fifth season in the Astros organization after being signed as an undrafted free agent in June of 2017.
- Has posted a 6-4 record and a 3.25 ERA (61ER/169IP) with 13 saves in 83 career minor league games (seven starts)...has compiled 205 strikeouts in his 169.0 innings pitched.

MINOR LEAGUES:

- Reported to minor league camp in **2020** and ended up appearing in one Major League game as a minor league call-up prior to the COVID-19 shutdown... marked his only official appearance of the season.
- Combined for a 2-0 record and a 5.87 ERA (35ER/53.2IP) with five holds and three saves in 33 relief appearances at three levels in the Astros minor league system in **2019**...fanned 65 in his 53.2 innings pitched...topped out at Triple A Round Rock, making 15 relief appearances.
- Reached career highs in games (38), innings pitched (68.1) and strikeouts (87) in **2018** while pitching at the Class A and Double A levels.
- Was named an MiLB.com Organizational All-Star in **2017** after combining for a 1.72 ERA (9ER/47IP) in 12 games (seven starts)...went 3-for-3 in save opportunities and struck out more hitters (53) than innings pitched (47)...also posted a career-best .225 opponent batting average.

NOTES

- Graduated from James River HS in Midlothian, VA, in 2012...had an impressive junior year in high school, going 9-1 with a 1.67 ERA...made just two starts his senior year before suffering an elbow injury that led to Tommy John surgery.
- Went on to attend Virginia Tech and redshirted his freshman year (2013)...went on to pitch four seasons (2014-17) for the Hokies, compiling a 17-14 record and a 4.83 ERA in 62 games (38 starts)... went undrafted in the 2017 draft.
- After the draft, signed by Houston as a minor league free agent...signed by Astros scout Tim Bittner.
- Received his first invite to Major League Spring Training this offseason...is signed to a minor league contract for the 2021 season.

PLAYER DEVELOPMENT

2020 REVIEW

OPPONENTS

HISTORY AND RECORDS

SPRING TRAINING

MEDIA INFORMATION

MINUTE MAID PARK

KRISTOPHER SUTTON SCHEETZ

Year	Team	W	L	ERA	G	GS	CG	SHO	SV	IP	H	R	ER	HR	HB	BB	SO	WP	BK	AVG	
2017	GCL Astros (R)	0	0	0.00	2	0	0	0	0	6.1	4	0	0	0	1	0	13	0	0	.190	
	Tri-City (A)	0	3	2.91	6	4	0	0	2	21.2	21	8	7	0	1	6	24	1	0	.253	
	Quad Cities (A)	2	0	0.95	4	3	0	0	1	19.0	14	3	2	0	1	3	16	0	0	.203	
2018	Buies Creek (A)	0	0	1.55	13	0	0	0	3	29.0	24	7	5	1	1	9	44	2	0	.220	
	Corpus Christi (AA)	2	1	2.75	25	0	0	0	4	39.1	39	14	12	2	7	8	43	3	0	.262	
2019	GCL Astros (R)	0	0	33.75	2	0	0	0	0	1.1	6	5	5	0	1	2	2	0	0	.600	
	Corpus Christi (AA)	2	0	4.13	16	0	0	0	3	24.0	22	12	11	3	2	7	27	3	0	.244	
	Round Rock (AAA)	0	0	6.04	15	0	0	0	0	28.1	35	19	19	5	2	13	36	4	0	.302	
2020	DID NOT APPEAR IN AN OFFICIAL GAME																				
MINOR LEAGUE TOTALS		6	4	3.25	83	7	0	0	13	169.0	165	68	61	11	16	48	205	13	0	.255	

SCHEETZ CAREER TRANSACTIONS

- Signed as an undrafted free agent on June 23, 2017.



ANDRE SCRUBB

Born: 1/13/95 in Fort Bragg, NC

Opening Day Age: 26

Contract Status: Signed through 2021

Acquired: From Los Angeles (NL) in exchange for IF Tyler White on July 25, 2019.

Resides: Carlstadt, NJ

ML Service: 1.000

70

RHP

B/T	HEIGHT	WEIGHT
R/R	6'4"	280

CAREER HIGHLIGHTS

- Imposing right-hander had a strong debut season with the Astros in 2020, going 1-0 with one save and a 1.90 ERA (5ER/23.2IP) in 20 relief appearances...fanned 24 in his 23.2 innings pitched.
- Earned a save in his second MLB outing, on July 31 at LAA, securing a 9-6 win with 1.0 scoreless frame...began his career with 10 consecutive scoreless appearances (11.2IP) from July 28-Aug. 21, 2020.
- Is entering his second full season in the Houston organization after joining the club via trade from the Dodgers in July of 2019...has gone 21-6 with a 2.48 ERA (53ER/192IP) and 221 strikeouts in his four minor league seasons (2016-19).
- Was a 2018 Midwest League Midseason **ALL-STAR** while pitching for Great Lakes.

2020 SEASON:

- Made his MLB debut with the Astros, pitching to a 1.93 ERA in 20 relief appearances...did not make the **OPENING DAY** roster, but was selected to the Major Leagues five days into the season.
- Stranded 13-of-15 inherited runners...ranked sixth in the AL in inherited runners scored perc. (13.3%).
- His curveball averaged 9.9 inches of vertical movement, per Statcast, which ranked as the fifth-most in the Majors for a curveball...the only pitchers to generate more vertical drop on their curveballs were: Trevor Bauer (11.1 in), Garrett Richards (10.7 in), Alex Reyes (10.7 in) and Seth Lugo (10.4 in).
- Began his career with 10 straight scoreless outings (11.2 innings pitched)...became the third pitcher in club history to begin his career with 10 consecutive scoreless relief outings, joining Mike Gallo (11 games in 2003) and Tom Martin (12 games in 1997).
- Made his MLB debut on July 28 vs. LAD, tossing 2.2 innings while allowing no runs on two hits and three walks with two strikeouts.
- Recorded his first-career save in his second-career outing on July 31 at LAA...became the third pitcher in Astros history to record a save within his first two Major League outings, joining Rogelio Armenteros (2019) and Bert Roberge (1979).

NOTES

- Graduated from CD Hylton High School in Woodbridge, Va. in 2013...went 6-2 with a 1.57 ERA and 59 strikeouts in his senior season, while also batting .395...was a 2013 First Team All-Atlantic Region selection by Perfect Game...named the All-Area Player of the Year and Northwest Region Player of the Year in 2012, his junior season.
- Played three seasons at High Point University (2014-16)...went 6-1 with a 2.50 ERA as a sophomore, and 8-6 with a 4.86 ERA and a team-high 94 strikeouts as a junior...during the 2015 Big South Tournament, his sophomore season, led High Point to a victory in their first game with a 10-strikeout complete game.
- Andre is one of six siblings, the family consisting of five brothers and one sister...his mother, Amy, is an Army veteran.
- Selected by the Dodgers in the eighth round of the 2016 Draft...signed by Dodgers scout Lon Joyce.
- After spending parts of four minor league seasons in the Dodgers system, the Astros acquired Scrubb on July 25, 2019 in exchange for IF Tyler White...White finished that season with the Dodgers, but was released prior to the 2020 campaign.
- Added to the Astros 40-man roster on July 28, 2020, in time for the Astros fifth game of the season...spent the remainder of the season in Houston, accruing 1.000 full year of service.
- Walked 17 batters over his first 14 games and 17.0 innings pitched...over his final six games of the season, walked just three batters.
- Pitched in four **POSTSEASON** games and was on Houston's postseason rosters for all three rounds...was scoreless in three-of-four outings, posting a 2.25 ERA (1ER/4IP), two walks and seven strikeouts.



MINOR LEAGUES:

- Combined to post a 6-1 record with a 2.78 ERA (20ER/64.2IP), 33 walks and 76 strikeouts in 41 games (two starts) between Double A Tulsa (29g) of the Dodgers organization and Double A Corpus Christi (12g) in Houston's system in **2019**...was traded from the Dodgers to the Astros in exchange for IF Tyler White on July 25...struck out 20 batters in 17.0 innings during his 21 games with the Hooks.
- Pitched at three levels in the Dodgers system in **2018**, posting a 7-2 record with a 2.86 ERA (20ER/63IP) and 72 strikeouts in 38 games between Double A Tulsa (5g), Class A Advanced Rancho Cucamonga (14g) and Class A Great Lakes (19g)... was named a Midwest League Midseason All-Star while at Great Lakes.
- Spent the entire **2017** season at Great Lakes, posting a 6-2 record and a 1.74 ERA (10ER/51.2IP) in 31 games, 30 relief appearances.
- Made his professional debut in **2016**, putting up a 2-1 record and a 2.13 ERA (3ER/12.2IP) in 10 games with the Rookie Level Arizona League Dodgers.

PERSONAL:

- Andre and his wife, Rianna, reside in Carlstadt, New Jersey, in the offseason.

ANDRE DARRELL SCRUBB

Year	Team	W	L	ERA	G	GS	CG	SHO	SV	IP	H	R	ER	HR	HB	BB	SO	WP	BK	AVG
2016	AZL Dodgers (R)	2	1	2.13	10	0	0	0	0	12.2	9	5	3	1	0	7	18	3	0	.188
2017	Great Lakes (A)	6	2	1.74	31	1	0	0	2	51.2	33	14	10	2	2	33	55	9	0	.182
2018	Great Lakes (A)	3	2	5.10	19	0	0	0	2	30.0	33	21	17	3	2	16	34	4	0	.277
	Rancho Cucamonga (A)	4	0	0.38	14	0	0	0	3	23.2	8	3	1	0	2	11	28	3	0	.098
	Tulsa (AA)	0	0	1.93	5	0	0	0	0	9.1	6	2	2	0	0	5	10	1	0	.176
2019	Tulsa (AA)	6	1	2.45	29	2	0	0	0	47.2	35	17	13	3	2	23	56	3	0	.200
	Corpus Christi (AA)	0	0	3.71	12	0	0	0	3	17.0	21	7	7	0	0	10	20	1	0	.292
2020	HOUSTON	1	0	1.90	20	0	0	0	1	23.2	15	5	5	1	0	20	24	1	0	.190
MINOR LEAGUE TOTALS		21	6	2.48	120	3	0	0	10	192.0	145	69	53	9	8	105	221	24	0	.204
MAJOR LEAGUE TOTALS		1	0	1.90	20	0	0	0	1	23.2	15	5	5	1	0	20	24	1	0	.190

DIVISION SERIES RECORD

Year	Team/Opp.	W	L	ERA	G	GS	CG	SHO	SV	IP	H	R	ER	HR	HB	BB	SO	WP	BK	AVG
2020	HOU/OAK	0	0	0.00	1	0	0	0	0	1.0	1	0	0	0	0	0	2	0	0	.250

LEAGUE CHAMPIONSHIP SERIES RECORD

Year	Team/Opp.	W	L	ERA	G	GS	CG	SHO	SV	IP	H	R	ER	HR	HB	BB	SO	WP	BK	AVG
2020	HOU/TB	0	0	3.00	3	0	0	0	0	3.0	3	1	1	1	0	2	5	0	0	.250

SCRUBB CAREER TRANSACTIONS

- Selected by Los Angeles (NL) in the eighth round of the June 2016 draft.
- Acquired by Houston from Los Angeles (NL) in exchange for IF Tyler White on July 25, 2019.

SCRUBB GAME HIGHS

Longest Winning Streak: 1 -- Aug. 18, 2020 vs. Colorado
Longest Losing Streak: none
Strikeouts: 3 -- Sept. 4, 2020 at Los Angeles (AL)
Walks: 3 (2x) -- last, Sept. 4, 2020 at Los Angeles (AL)
Innings (starter): none
Innings (relief): 2.2 -- July 28, 2020 vs. Los Angeles (NL)
Low-Hit Game (CG): none

TABLE OF CONTENTS

SCRUBB

PLAYER DEVELOPMENT

2020 REVIEW

OPPONENTS

HISTORY AND RECORDS

SPRING TRAINING

MEDIA INFORMATION

MINUTE MAID PARK



NON-ROSTER INVITEE

COLTON SHAVER

Born: 9/18/95 in Riverton, UT
Opening Day Age: 25
Contract Status: Signed through 2021
Acquired: Selected in the 39th round of the June 2017 draft.
Resides: Riverton, UT
ML Service: 0.000

91		
C		
B/T	HEIGHT	WEIGHT
R/R	6'1"	279

CAREER HIGHLIGHTS

- Recently converted catcher is entering his fifth season in the Astros organization after being drafted in the 39th round of the June 2017 draft.
- Was drafted as a third baseman and played his first two seasons as a corner infielder in the Astros organization before stepping behind the plate in 2019...has made just 29 career starts behind the dish in his minor league career although he did play that position sparingly in college and extensively in high school...owns a .991 career fielding percentage at the position as a pro and has caught 13 of 50 attempting basestealers (26%).
- Has posted a .232 (215x926) career batting average with 51 doubles, 47 homers and a .781 OPS in 269 career minor league games...has made 127 career starts at third base, 58 at first base, 29 at catcher and three at second base.
- Had a breakout 2019 season in which he combined to hit 28 doubles, 21 home runs, 72 RBI and an .842 OPS in 113 games combined with Class A Fayetteville (58g) and Double A Corpus Christi (55g)...named a Carolina League Midseason **ALL-STAR** that season.

MINOR LEAGUES:

- Did not play in an official game in **2020** due to the cancellation of the minor league season...began the year at minor league Spring Training, but after the COVID-19 shutdown, was added to the Astros 60-man Player Pool and spent the remainder of his season at the Astros alternate training site.
- Had a breakout **2019** season in which he combined for a .248 (99x399) average with 28 doubles, 21 home runs, 72 RBI and an .842 OPS in 113 games combined with Class A Fayetteville (58g) and Double A Corpus Christi (55g)...named a Carolina League Midseason All-Star while playing for the Woodpeckers...began the year as a third baseman before jumping behind the plate once a week in late April...after his midseason promotion to Corpus Christi, started seeing regular action as a catcher in July, rotating between that position and third base...between the two levels, ended up making 29 starts at catcher and 69 at third base.

NOTES

- Graduated from Jordan HS in Sandy, UT in 2014...was named Utah's Mr. Baseball and the Utah Gatorade Player of the Year in 2014...also was a Louisville Slugger All-American and a Perfect Game All-American...also earned the 2014 Rawlings Gold Glove winner for a high school catcher...in his high school career, was named all-state four times and was a two-time region MVP...was also a four-year letterman in football and a four-year starter at linebacker...his teams won two 5A state championships in his career, in football (2012 as a junior) and in baseball (2014) as a senior.
- Went undrafted out of high school and went on to attend BYU, where he caught a few games, but mostly played first base and third base...hit .305 (184x604) with 40 doubles, 36 homers, 141 RBI and a .956 OPS in his three years (2015-17) at BYU...finished his junior year All-West Coast Conference 1st Team...that season, he led the WCC in fielding percentage (1.000), homers, RBI and total bases.
- Drafted by Houston in the 39th round of the June 2017 draft...signed by Astros scout Mark Ross.
- Invited to Major League Spring Training as a non-roster invite on Feb. 12, 2021...this is his first invite to Spring Training, although he did get an invite to 2020 Summer Camp and spent the 2020 season at the club's alternate training site.
- Hit 16 homers in 107 games across two Class A levels in **2018**...played primarily first and third base.
- Debuted in **2017**, appearing in 49 games in Rookie Ball and Short-Season Class A.



COLTON JONATHAN SHAVER

Year	Team	AVG	G	AB	R	H	2B	3B	HR	RBI	BB	SO	SB	CS	OBP	SLG	SF	SH	HB	E
2017	Greeneville (R)	.250	17	56	16	14	1	0	6	15	12	20	0	0	.403	.589	1	0	3	0
	Tri-City (A)	.196	32	107	11	21	3	0	4	18	13	43	2	3	.290	.336	2	0	2	4
2018	Quad Cities (A)	.223	95	327	44	73	18	1	15	50	34	84	2	2	.307	.422	8	0	9	13
	Buies Creek (A)	.216	12	37	3	8	1	0	1	5	6	7	0	0	.356	.324	0	0	2	0
2019	Fayetteville (A)	.270	58	211	25	57	23	0	6	33	29	56	0	1	.365	.464	1	0	3	19
	Corpus Christi (AA)	.223	55	188	33	42	5	1	15	39	34	73	0	0	.357	.500	0	0	5	5
2020	DID NOT APPEAR IN AN OFFICIAL GAME																			
MINOR LEAGUE TOTALS		.232	269	926	132	215	51	2	47	160	128	283	4	6	.337	.444	12	0	24	41

SHAVER CAREER TRANSACTIONS

- Selected by Houston in the 39th round of the June 2017 draft.



NON-ROSTER INVITEE

JOSE SIRI

Born: 7/22/95 in Sabana Grande de Boya, DR
Opening Day Age: 25
Contract Status: Signed through 2021
Acquired: Signed as a minor league free agent on Dec. 23, 2020.
Resides: Sabana Grande de Boya, DR
ML Service: 0.000

99		
OF		
B/T	HEIGHT	WEIGHT
R/R	6'2	175

CAREER HIGHLIGHTS

- Physically-gifted outfielder joined the Astros as a minor league free agent this offseason...has played parts of seven minor league seasons (2013-19), compiling a .264 average with 98 doubles, 54 triples, 68 homers and 155 stolen bases.
- Has played primarily center field in his minor league career, making 460 starts in center field, 63 in right and nine in left.
- Did not play in an official game in 2020 due to the lack of a minor league season, but did star in the Dominican Winter League for the Gigantes del Cibao...played center field in led off for the Gigantes, hitting .282 (31x110) with three homers, 14 RBI and seven steals in 28 regular season games...earned the league's Gold Glove Award for his work in center field.
- Once a highly-touted prospect, Siri entered the 2018 season as the Reds #7 prospect per Baseball America...also entered the 2019 campaign as the club's #9 prospect.
- Had a breakout 2017 season while spending the entire year at Class A Dayton...named the organization's Hitter of the Year and a Midwest League **ALL-STAR** after leading the Midwest League in runs, hits, total bases, extra-base hits, slugging percentage and stolen bases while tying for the MWL lead in triples.
- Also named a 2016 Pioneer League Midseason **ALL-STAR** while at Class A Billings after leading the league in triples (8) and ranking fifth in extra-base hits (30).

MINOR LEAGUES:

- Began **2020** on the Reds 40-man roster before being designated for assignment and claimed off waivers by the Mariners on Feb. 3...reported to Major League Spring Training with the Mariners and appeared eight games before being claimed off waivers by the Giants on March 10...would appear in one game for the Giants in Summer Camp before beginning the season at the club's alternate training site...designated for assignment by the Giants on July 2 and outrighted on July 30...played for the Gigantes del Cibao in the Dominican Winter League in the offseason, earned a Gold Glove for his defense in center field and ended his season hitting .282 (31x110) with seven doubles, three homers and 14 RBI in 28 regular season games.
- Hit .237 (111x468) with 56 runs, 19 doubles, 11 home runs, 53 RBI and 26 stolen bases in 131 games between Double and Triple A in Cincinnati's minor league system in **2019**.
- In 96 games at the Class A and Double A levels in **2018**, combined to hit 41 extra-base hits, 13 HR, 43 RBI and 23 stolen bases...entered the season rated by *Baseball America* as the No. 7 prospect in the organization...also was rated the organization's best power hitter, fastest baserunner, best athlete and outfielder with the best arm.

NOTES

- Originally signed by Cincinnati as a 17-year old international free agent out of the Dominican Republic on Sept. 21, 2012...signed by Reds scout Richard Jimenez.
- Spent seven seasons (2013-19) in the Reds minor league system, topping out at Triple A in 2019...added to the Reds 40-man roster on Nov. 20, 2017 and used two option years from 2018-19.
- Signed with Houston as a minor league free agent on Dec. 23, 2020.
- Siri, a native of the Dominican Republic, joins fellow countrymen RHP Bryan Abreu, RHP Cristian Javier, RHP Enoli Paredes and LHP Framber Valdez on the Astros...while well-represented on the pitching staff, the Astros do not have a Dominican position player on their 40-man roster and have only had 10 different Dominican players start a game in the outfield for the franchise, most notably Cesar Cedeño, who appeared in 1,512 games for the club from 1970-81.



TABLE OF CONTENTS

SIRI

PLAYER DEVELOPMENT

2020 REVIEW

OPPONENTS

HISTORY AND RECORDS

SPRING TRAINING

MEDIA INFORMATION

MINUTE MAID PARK

- Had a breakout season in **2017**, spending the entire year at Class A Dayton...named the organization's Hitter of the Year, a Midwest League All-Star, the Reds and MiLB.com Midwest League Player of the Month for July (.344, 10 HR, 21 RBI, 6 SB and a .680 SLG) and the MWL Player of the Week for June 19-25 and July 10-16...led the Midwest League in runs, hits, total bases, extra-base hits, slugging percentage and stolen bases while tying for the MWL lead in triples...became the third Midwest League player to produce at least 20 home runs and 40 stolen bases in a season; Madson's Tom Romano and Burlington's Chuckie Canady each did it in 1982...from June 22-August 3 produced a 39-game hitting streak, the longest in Dayton and Midwest League history (.341, 13 HR, 32 RBI)... from June 15-August 12 reached base safely via hit, walk or hit by a pitch in 50 consecutive game, the longest on-base streak in the minor leagues in 2017...following the season was rated by Baseball America as the fastest baserunner and best defensive outfielder in the Midwest League.
- Began his **2016** season in Billings (R), where he was named a Pioneer League All-Star...promoted to Class A Dayton midseason...in 86 combined games, slashed hit .275 (89x324) with 57 runs scored, 38 RBI and 10 home runs...led the Pioneer League in triples (8) and ranked fifth in extra-base hits (30).
- Split his **2015** between the AZL Reds and rookie-level Billings, amassing a .244 average (43x176), with seven doubles, nine triples, seven home runs and 11 stolen bases.
- Spent the whole **2014** season with the AZL Reds...batted .248 (39x157) with 31 runs scored.
- Made his professional debut with the DSL Reds in **2013**...hit .303 (72x238) with 24 extra-base hits over 63 games.

JOSE ALEXANDER SIRI

Year	Team	AVG	G	AB	R	H	2B	3B	HR	RBI	BB	SO	SB	CS	OBP	SLG	SF	SH	HB	E
2013	DSL Reds (R)	.303	63	238	40	72	10	9	5	30	18	57	17	10	.363	.483	1	3	5	4
2014	AZL Reds (R)	.248	46	157	31	39	6	4	2	11	12	35	12	2	.310	.376	0	1	2	2
2015	AZL Reds (R)	.246	43	171	34	42	7	9	3	19	3	64	9	2	.259	.444	0	1	0	4
	Billings (R)	.200	3	5	1	1	0	0	0	0	1	1	2	0	.333	.200	0	0	0	0
2016	Billings (R)	.320	59	241	52	77	12	8	10	35	8	66	17	4	.348	.560	1	2	3	4
	Dayton (A)	.145	27	83	5	12	3	0	0	3	2	34	3	2	.163	.181	1	1	0	4
2017	Dayton (A)	.293	126	498	92	146	24	11	24	76	33	130	46	12	.341	.530	6	9	6	9
2018	Daytona (A)	.261	30	119	15	31	9	2	1	9	4	32	9	1	.280	.395	2	1	0	2
	Pensacola (AA)	.229	66	253	42	58	8	9	12	34	24	91	14	5	.300	.474	3	0	3	0
2019	Chattanooga (AA)	.251	101	366	46	92	15	1	11	50	33	126	21	6	.313	.388	3	2	1	3
	Louisville (AAA)	.186	30	102	10	19	4	1	0	3	9	39	5	2	.252	.245	0	1	0	1
2020	DID NOT APPEAR IN AN OFFICIAL GAME																			
MINOR LEAGUE TOTALS		.264	594	2233	368	589	98	54	68	270	147	675	155	46	.313	.447	17	21	20	33

SIRI CAREER TRANSACTIONS

- Signed by Cincinnati as a non-drafted free agent on Sept. 21, 2012.
- Claimed off waivers by Seattle on Feb. 3, 2020.
- Claimed off waivers by San Francisco on March 10, 2020.
- Signed by Houston to a minor league contract on Dec. 23, 2020.



JOE SMITH

Born: 3/22/84 in Cincinnati, OH

Opening Day Age: 37

Contract Status: Signed through 2021

Acquired: Signed as a free agent on Dec. 16, 2019.

Resides: Newport Beach, CA

ML Service: 12.091

38

RHP

B/T	HEIGHT	WEIGHT
R/R	6'2"	215

CAREER HIGHLIGHTS

- Side-arming right-hander has been one of MLB's most successful relievers since his debut in 2007... owns a 50-29 record with 30 saves, a 2.98 ERA (230ER/695.1IP) and 615 strikeouts in 782 career appearances in the Majors with the Mets (2007-2008), Indians (2009-13, 2017), Angels (2014-2016), Cubs (2016), Blue Jays (2017) and Astros (2018-19)... did not pitch in the 2020 season.
- Ranks 56th all-time in MLB history in career appearances (782) and first among active pitchers... could become the 51st pitcher in MLB history to reach 800 career appearances in the Major Leagues.
- Has never posted an ERA higher than 3.83 for a season over his entire 13-year career, and has posted an ERA below 3.50 in nine of his 13 seasons...the only other pitchers in the modern era of baseball (since 1900) to post an ERA of 3.83 or lower in 13 consecutive years were (min. 30IP): RHP Mariano Rivera (18), RHP Kent Tekulve (14) RHP Lee Smith (13).
- Came back from left Achilles tendon surgery during the middle of the 2019 season and went on to post a career-best 1.80 ERA...pitched in 10 games for the Astros in the postseason, while making his first-career appearances in the World Series.
- Appeared in 70 games for five consecutive years (2011-2015)...became the third pitcher in AL history to record 70 appearances in five straight years, joining LHP Buddy Groom and RHP Bryan Shaw.
- Owns a 2.57 ERA (4ER/14IP) in 18 career **POSTSEASON** games...pitched in the postseason with Cleveland (2013), Los Angeles-AL (2014), Cleveland (2017) and Houston (2018-19)...was also on the 2016 World Champion Cubs active roster to end the regular season, but was not on their postseason rosters.
- In 2015, led the AL with 32 holds for the Angels.
- Posted a 0.294 WHIP in July 2014, setting an MLB record for the lowest WHIP in a month (min. 15 IP).
- Made his Major League debut with Mets on Opening Day 2007 (April 1 at STL) after being drafted the previous June...struck out Preston Wilson for his first career strikeout...hurled 15.1 scoreless innings in his first 17 Major League outings in 2007, breaking RHP Dennis Musgraves' 1965 club record for most consecutive scoreless innings by a reliever to start a career...was named the 2007 John J. Murphy Award winner as the Mets most-impressive, first-year spring performer.

NOTES

- Attended Amelia (OH) High School where he earned three letters in baseball before sitting out his senior year while recovering from right arm surgery...also played three years of basketball and averaged 20.3 points and 6.7 rebounds a game.
- Attended Wright State (OH) University without a scholarship and was cut from the baseball team as a freshman...came back as a redshirt sophomore and changed to a sidearm delivery in his junior year...was 6-5 with a 1.53 ERA and 22 saves in 80 games (all in relief) over three years...in 2005 he was named WSU Team MVP...in 2006, he led the Horizon League with 13 saves (13th in NCAA) and was named Horizon League Pitcher of the Year and WSU Most Valuable Male Athlete.
- Drafted out of Wright State by the New York Mets in the third round of the 2006 MLB draft...signed by Mets scout Erwin Bryant.
- IN THE COMMUNITY:** Along with his wife, Allie, started HelpCureHD, a charity supporting families and helping to cure Huntington's Disease...Joe's mother, Lee, was diagnosed with Huntington's in February 2012 and sadly passed on Aug. 6, 2020.
- Joe's wife, Allie LaForce, is a journalist, reporter and host for Turner Sports, covering the NBA on TNT.
- Was nominated for the 55th annual Hutch Award in 2020, which recognizes the MLB player who best exemplifies the fighting spirit and competitive desire of Fred Hutchinson, the legendary pitcher and manager who died of cancer at the age of 45...the Hutch Award is presented by the Fred Hutchinson Cancer Research Center in Seattle.
- Originally joined the Astros on a two-year deal, signed on Dec. 13, 2017...upon conclusion of that contract, re-signed with the club on another two-year pact, covering the 2020-21 seasons...is eligible for free agency following the 2021 campaign.



2020 SEASON:

- Made four appearances for the Astros in Spring Training prior to the COVID-19 shutdown, tossing 4.1 innings.
- Did not pitch at Summer Camp and elected not to pitch in 2020 out of concerns for the health and safety of his family.

2019 SEASON:

- Posted another strong season after starting the year on the Injured List due to his recovery from offseason left Achilles tendon surgery.
- Finished the season with a 1.80 ERA (5ER/25.0IP), the lowest of his career for a single season, and a 0.96 WHIP...held right-handed hitters to a .196 (11x56) batting average.
- Passed Darold Knowles, Joe Nathan, Armando Benitez, Bob Howry, Buddy Groom and Paul Quantrill on his way to the 43rd-most appearances by a reliever in MLB history (782).
- Finished the regular season with a 1.80 ERA (2ER/10IP) over his last 11 appearances...didn't allow a run in 10 of those 11 outings.
- Was scoreless in eight of his 10 **POSTSEASON** appearances, recording a 3.12 ERA with two holds...held lefties 1x9 (.111) in the postseason...pitched in all four of Houston's wins in the ALCS...made his first career World Series appearance, pitching in four games in the Fall Classic.

2018 SEASON:

- Completed his 12th Major League season and the first of a two-year contract he signed with the Astros prior to 2018...marked the 12th consecutive season that he posted an ERA under 3.90.
- Made 56 appearances on the year, giving him 754 appearances in his career...recorded 11 holds, giving him 206 holds for his career, tied for the fifth-most in the Majors over the last 50 years, trailing only Mike Stanton (266), Arthur Rhodes (255), Joaquin Benoit (212) and Tyler Clippard (207).
- Made his 11th appearance on an **OPENING DAY** roster...had a tough start to the season, posting a 9.64 ERA (10ER/9.1IP) over his first 11 outings from March-April...went on to go 4-0 with a 2.23 ERA (9ER/36.1IP) and 36 strikeouts over his final 45 games from May through the end of the season.
- Pitched in one game in the **POSTSEASON**, Game 3 of the ALCS vs. BOS...pitched 0.1 of an inning, giving up a solo home run to Steve Pearce.

2017 SEASON:

- Went a combined 3-0 with one save and a 3.33 ERA in 59 relief apps. with Toronto and Cleveland...his 11.83 strikeouts per 9.0 innings ratio and 7.10 strikeout to walk ratio were both career-bests.
- Acquired by Cleveland at the trade deadline...recorded scoreless outings in 18 of his 21 appearances with Cleveland (nine holds).
- Including his last four appearances with Toronto in July, posted a second-half ERA of 3.22 in 25 apps.
- Made four appearances for the Indians in the **ALDS** against the Yankees...was scoreless in all four outings (2.1IP)...walked just one batter and did not yield a hit.

2016 SEASON:

- Went 2-5 with six saves and a 3.46 ERA (20ER/52IP) in 54 games between the Angels and Cubs.
- Was acquired by the Cubs on Aug. 1 for RHP Jesus Castillo...went 1-1 with a 2.51 ERA (4ER/14.1IP) in 16 games with the Cubs, including six-straight scoreless outings (5.2IP) to end the campaign.
- Had a 1.64 ERA (4ER/22IP) in 24 games after the All-Star Break, compared to a 4.80 ERA (16ER/30IP) prior to the Break.
- Began the season with the Angels, posting six saves and a 3.82 ERA (16ER/37.2IP) in 38 relief appearances...pitched to a 2.87 ERA (5ER/15.2IP) in his last 17 outings with the club.
- Was a member of the Cubs World Series Championship team, but did not make a **POSTSEASON** appearance on a series roster.

2015 SEASON:

- Pitched in 70 games for Angels, going 5-5 with five saves and a 3.58 ERA (26ER/65.1IP)...led the AL with 32 holds (ranked third in Majors).
- Became one of two big league pitchers (also RHP Tyler Clippard) to pitch at least 70 games in each of the previous five seasons (2011-15).
- Became the second pitcher in Angels history with multiple seasons of at least 70 appearances (RHP Scot Shields, 2005-07).

2014 SEASON:

- Completed his first season with Angels with a 7-2 record, 15 saves and a 1.81 ERA (15ER/74.2IP) in 76 relief appearances...set or matched career-highs in wins, saves, games, innings and strikeouts while posting his lowest career single-season ERA...led all Angels relievers in victories, games and innings.
- His 67 scoreless appearances led the AL and set an Angels single-season record (previously 63 by RHP Francisco Rodriguez in 2008).
- Established an Angels record with 10 consecutive hitless games with at least one inning pitched (June 28-July 13)...had a streak of 23 consecutive scoreless appearances from June 24-Aug. 9 (fourth longest streak in Angels history).
- During July, went 2-0 with eight saves and a 0.00 ERA (17IP)...retired 49 of 54 batters faced (four hits and one walk)...finished July with a 0.294 WHIP, the lowest single-month WHIP in the Majors in a 100-year span (min. 15IP).
- Had a streak of retiring 31 consecutive right-handed batters from June 26-July 29...marked the longest streak by Angels pitcher in the last 40 years.
- Earned saves in both games of a July 1 doubleheader at CWS...became the first Angels pitcher with saves in both games of a doubleheader since RHP Troy Percival on Sept. 6, 2003 vs. KC.
- Made two appearances for the Angels during 2014 **ALDS** vs. KC, retiring all six batters faced with two strikeouts...pitched 1.0 perfect inning in both Game 1 and Game 2 at Angel Stadium.

2013 SEASON:

- Led Indians relievers with 25 holds, which ranked tied for seventh among American League pitchers.
- Recorded his first career MLB save on April 3 at TOR in his 371st career big league game...was the active leader in games pitched without a save at time.
- Did not get charged with a run in 57 of 70 appearances, marking his third straight 70-appearance season and the fourth of his career.
- Pitched 0.2 of an inning for the Indians in 2013 American League **WILD CARD GAME** vs. TB and allowed one hit and no runs while striking out one...allowed an inherited runner to score.

2012 SEASON:

- Did not allow a run in 56 of his 72 appearances, 10th most in American League...topped the 70-appearance mark for the third time in career and second consecutive season..finished second on the Indians with 21 holds.
- His inherited runners scored percentage (21%, 10 of 47) ranked ninth in AL...also ranked tied for second in the AL with a club-high seven relief wins.

2011 SEASON:

- Served as the Indians set-up man and finished fourth among American League relievers in ERA (2.01) and tied for second in appearances (71)...60 of his 71 appearances were scoreless.
- Did not allow an earned run over 27 straight appearances from May 12-July 15 (25.2IP), marking the third most games in club history without allowing an earned run within a single season.
- Recorded 19 consecutive scoreless appearances over 19.0 IP (12 H, 0 R) from June 2-July 15, both season highs among Indians pitchers in terms of scoreless innings and games.

2010 SEASON:

- Spent the majority of the season with the Indians (made 20 appearances at Triple A).
- Had scoreless outings in 37 of last 41 appearances... from July 31 through the end of season, had a 1.74 ERA (4ER/20.2IP).
- Ranked fourth in the AL in inherited runners scored % (19%, 7-of-36).



2009 SEASON:

- In his first season with the Indians, made 37 regular season appearances while battling injuries.
- Was limited to eight appearances in Spring Training due to a viral infection, then a sore finger.
- Opened the season on the **OPENING DAY** roster before right shoulder soreness forced him onto the 15-day IL on April 29 (right rotator cuff strain).
- Upon his activation (June 8) through his second Injured List stint in September, went 0-0 with a 2.60 ERA (8ER/27.2IP) in 29 games.
- From July 17-Aug. 16, recorded 12 straight scoreless appearances (10.2 IP, 8 H, 0 R).
- Was placed on the 15-day Injured List a second time with a left knee sprain on Sept. 1 and missed the remainder of the regular season...underwent a left knee arthroscopy on Sept. 30 at the Cleveland Clinic to remove loose bodies from the joint.

2008 SEASON:

- Spent the entire season in the Mets bullpen, going 6-3 with a 3.55 ERA (25ER/63.1IP) in 82 games, limiting hitters to a .220 (51x232) average.
- Finished tied for third in the NL with 82 games pitched (tied for third-most in club history) and his inherited runners scored percentage of 17% (11-of-63) was the second best mark in the NL.
- Went a club relief record of 4-0 in September with a 1.80 ERA (2ER/10IP) in 14 appearances...his four victories in September were the most by any Mets relief pitcher in the month in one season.
- Did not permit an earned run over 18 outings (12.2 innings) from Aug. 12-Sept. 17...struck out seven consecutive batters spanning five appearances from May 5-14.

2007 SEASON:

- Made his Major League debut with the Mets on **OPENING DAY** (April 1 at STL) after being drafted the previous June...ranked fifth among NL rookies with 54 appearances...had 45 strikeouts in 44.1 innings of work (9.14 strikeouts per 9.0 innings).
- Hurlled 15.1 scoreless innings in his first 17 Major League outings to break RHP Dennis Musgraves' club record (9 shutout frames in 1965) for a rookie reliever to start his career.
- Earned his first MLB victory April 24 vs. COL...pitched in 14 games in April...before Smith, no Mets rookie had pitched at least 10 games in April.
- Named the John J. Murphy Award winner for the Mets most impressive spring by a first-year invitee.

MINOR LEAGUES:

- Began his professional career in **2006** with Class A Short Season Brooklyn of the New York-Penn League...did not allow a run over his last 16 outings with the Cyclones (19 IP)...promoted to Double A Binghamton of the Eastern League on Aug. 1...named one of the top 20 prospects in the NYPL by *Baseball America*.

PERSONAL:

- Joe and his wife Allie LaForce reside in Newport Beach, CA...Allie is a journalist, model and beauty pageant titleholder, (2005 Miss Teen USA).
- Allie currently works for Turner Sports, as a sideline reporter for the NBA on TNT...she also hosts beauty pageants, having hosted the Miss USA and the Miss Teen USA Beauty Pageants last fall.

JOSEPH MICHAEL SMITH

Year	Team	W	L	ERA	G	GS	CG	SHO	SV	IP	H	R	ER	HR	HB	BB	SO	WP	BK	AVG
2006	Brooklyn (A)	0	1	0.45	17	0	0	0	9	20.0	10	3	1	0	4	3	28	2	0	.141
	Binghamton (AA)	0	2	5.68	10	0	0	0	0	12.2	12	8	8	1	1	11	12	1	0	.267
2007	New Orleans (AAA)	0	0	2.00	8	0	0	0	2	9.0	7	3	2	0	0	4	5	0	0	.233
	NEW YORK (NL)	3	2	3.45	54	0	0	0	0	44.1	48	18	17	3	7	21	45	2	0	.274
2008	NEW YORK (NL)	6	3	3.55	82	0	0	0	0	63.1	51	28	25	4	4	31	52	1	0	.220
2009	CLEVELAND	0	0	3.44	37	0	0	0	0	34.0	30	16	13	4	0	13	30	2	0	.236
	Columbus (AAA)#	0	0	0.00	5	0	0	0	0	5.0	4	0	0	0	0	1	6	0	0	.211
2010	CLEVELAND	2	2	3.83	53	0	0	0	0	40.0	30	18	17	4	1	24	32	0	1	.208
	Columbus (AAA)	2	1	1.96	20	0	0	0	2	23.0	17	8	5	0	0	10	19	2	0	.207
2011	Akron (AA)#	0	0	2.45	4	0	0	0	0	3.2	1	1	1	0	0	2	7	0	0	.083
	CLEVELAND	0	0	2.01	71	0	0	0	0	67.0	52	16	15	1	2	21	45	2	0	.217
2012	CLEVELAND	7	4	2.96	72	0	0	0	0	67.0	53	27	22	4	2	25	53	1	1	.213
2013	CLEVELAND	6	2	2.29	70	0	0	0	3	63.0	54	17	16	5	3	23	54	3	0	.235
2014	LOS ANGELES (AL)	7	2	1.81	76	0	0	0	15	74.2	45	16	15	4	6	15	68	4	0	.172
2015	LOS ANGELES (AL)	5	5	3.58	70	0	0	0	5	65.1	64	26	26	4	2	19	57	1	0	.259
2016	LOS ANGELES (AL)	1	4	3.82	38	0	0	0	6	37.2	36	16	16	4	5	13	25	0	1	.257
	Inland Empire (A)#	0	0	0.00	2	1	0	0	0	2.0	0	0	0	0	0	0	2	0	0	.000
	CHICAGO (NL)	1	1	2.51	16	0	0	0	0	14.1	11	4	4	4	1	5	15	0	0	.216
	Iowa (AAA)#	0	0	0.00	2	0	0	0	0	2.0	1	0	0	0	0	0	2	0	0	.167
2017	TORONTO	3	0	3.28	38	0	0	0	0	35.2	30	13	13	3	1	10	51	0	0	.229
	Buffalo (AAA)#	0	0	3.86	3	0	0	0	0	2.1	3	1	1	0	0	0	3	0	0	.333
	CLEVELAND	0	0	3.44	21	0	0	0	1	18.1	16	7	7	1	0	0	20	0	0	.229
2018	HOUSTON	5	1	3.74	56	0	0	0	0	45.2	34	20	19	7	2	12	46	1	0	.207
	Corpus Christi (AA)#	0	0	0.00	2	0	0	0	0	2.0	4	0	0	0	0	0	1	0	0	.400
2019	Corpus Christi (AA)#	0	0	13.50	2	0	0	0	0	2.0	4	3	3	2	0	0	4	0	0	.400
	Round Rock (AAA)#	0	0	0.00	4	0	0	0	0	4.0	1	0	0	0	0	1	5	0	0	.077
	HOUSTON	1	0	1.80	28	0	0	0	0	25.0	19	6	5	2	0	5	22	0	0	.209

2020 DID NOT PLAY

MINOR LEAGUE TOTALS 2 4 2.16 79 1 0 0 13 87.2 64 27 21 3 5 31 94 5 0 .204

MAJOR LEAGUE TOTALS 49 29 3.02 754 0 0 0 30 670.1 554 242 225 52 36 232 593 17 3 .225

#Rehab assignment

WILD CARD GAME RECORD

Year	Team/Opp.	W	L	ERA	G	GS	CG	SHO	SV	IP	H	R	ER	HR	HB	BB	SO	WP	BK	AVG
2013	CLE/TB	0	0	0.00	1	0	0	0	0	0.2	1	0	0	0	0	0	1	0	0	.250

DIVISION SERIES RECORD

Year	Team/Opp.	W	L	ERA	G	GS	CG	SHO	SV	IP	H	R	ER	HR	HB	BB	SO	WP	BK	AVG
2014	LAA/KC	0	0	0.00	2	0	0	0	0	2.0	0	0	0	0	0	0	2	0	0	.000
2017	CLE/NYY	0	0	0.00	4	0	0	0	0	2.1	0	0	0	0	0	1	3	0	0	.000
2019	HOU/TB	0	0	0.00	2	0	0	0	0	1.2	0	0	0	0	0	0	0	0	0	.000
TOTALS		0	0	0.00	8	0	0	0	0	6.0	0	0	0	0	0	1	5	0	0	.000

CHAMPIONSHIP SERIES RECORD

Year	Team/Opp.	W	L	ERA	G	GS	CG	SHO	SV	IP	H	R	ER	HR	HB	BB	SO	WP	BK	AVG
2018	HOU/BOS	0	1	27.00	1	0	0	0	0	0.1	1	1	1	1	0	0	0	0	0	.500
2019	HOU/NYY	0	0	2.45	4	0	0	0	0	3.2	2	1	1	1	0	1	3	0	0	.154
TOTALS		0	1	4.50	5	0	0	0	0	4.0	3	2	2	2	0	1	3	0	0	.200

WORLD SERIES RECORD

Year	Team/Opp.	W	L	ERA	G	GS	CG	SHO	SV	IP	H	R	ER	HR	HB	BB	SO	WP	BK	AVG
2019	HOU/WSH	0	0	5.40	4	0	0	0	0	3.1	4	2	2	0	0	1	4	0	0	.286



SMITH CAREER TRANSACTIONS

- Selected by New York (NL) in the third round of the June 2006 Draft.
- Acquired by Cleveland from New York (NL) as part of a three-team trade with Seattle on Dec. 11, 2008... the Seattle Mariners sent RHP Sean Green, RHP J.J. Putz and OF Jeremy Reed to the New York Mets...the Mariners sent IF Luis Valbuena to the Indians...the Mets sent IF/OF Mike Carp, OF Ezequiel Carrera, OF Endy Chavez, RHP Maikel Cleto, RHP Aaron Heilman and LHP Jason Vargas to the Mariners...the Indians then sent OF Franklin Gutierrez to the Mariners to complete the deal.
- On Injured List, April 29-June 9, 2009 (strained right rotator cuff).
- On Injured List, Sept. 1-Oct. 14, 2009 (sprained left knee).
- On Injured List, March 22-April 15, 2011 (abdominal strain).
- Signed by Los Angeles (AL) as a free agent on Nov. 27, 2013.
- On Injured List, June 5-July 1, 2016 (left hamstring strain).
- Acquired by Chicago (NL) from Los Angeles (AL) in exchange for RHP Jesus Castillo on Aug. 1, 2016.
- On Injured List, Aug. 17-Sept. 1, 2016 (strained left hamstring).
- Signed by Toronto as a free agent on Feb. 9, 2017.
- On Injured List, June 16-July 22, 2017 (right shoulder inflammation).
- Acquired by Cleveland from Toronto in exchange for LHP Thomas Pannone and IF Samad Taylor on July 31, 2017.
- Signed with Houston as a free agent on Dec. 13, 2017.
- On Injured List, June 7-July 3, 2018 (right elbow soreness).
- On Injured List, March 28-July 12, 2019 (left Achilles tendon surgery).
- On Restricted List, July 14-Nov. 1, 2020.

SMITH GAME HIGHS

Longest Winning Streak:	5 (3x) -- last, May 25, 2018--current
Longest Losing Streak:	3 -- July 25--Sept. 5, 2015
Strikeouts:	4 -- Sept. 30, 2007 vs. Florida
Walks:	3 (3x) -- last, May 5, 2012 vs. Texas
Innings (starter):	none
Innings (relief):	2.2 -- Aug. 21, 2011 at Detroit
Low-Hit Game (CG):	none

TABLE OF CONTENTS



PLAYER DEVELOPMENT

2020 REVIEW

OPPONENTS

HISTORY AND RECORDS

SPRING TRAINING

MEDIA INFORMATION

MINUTE MAID PARK



JAIRO SOLIS

Born: 12/22/99 in Carabobo, VZ
Opening Day Age: 21
Contract Status: Signed through 2021
Acquired: Signed as a non-drafted free agent on July 2, 2016.
Resides: Carabobo, VZ
ML Service: 0.000

67

RHP

B/T	HEIGHT	WEIGHT
R/R	6'2"	205

CAREER HIGHLIGHTS

- Right-handed starter will be returning to game action in 2021 after not appearing in an official game in either of the last two seasons...missed the 2019 season due to Tommy John surgery and did not into game action in 2020 due to the COVID-19 minor league shut down.
- Is two years removed from Tommy John surgery, having undergone the procedure in 2018...returned to the mound in October of 2019 at the Astros complex in the Dominican Republic...also pitched at the Astros Instructional Camp in October of 2020.
- Has combined for a 5-7 record and a 3.05 ERA (38ER/112IP) in 28 career games, including 21 starts... has posted 120 strikeouts in his 112.0 innings.

MINOR LEAGUES:

- Had a solid **2018** season at Class A Quad Cities...had allowed one-or-fewer runs in eight of his 11 starts before being shutdown in August.
- In his debut season of **2017**, advanced three levels from the DSL to the GCL to Class A Greenville... combined for a 3-2 record and a 2.64 ERA (18ER/61.1IP) with 69 strikeouts in 61.1 innings pitched across 15 games (10 starts)...made one postseason start for Greenville (1ER/4IP).

NOTES


- Signed by the Astros as a 16-year-old non-drafted free agent out of Venezuela on July 2, 2016...signed by Astros scouts Oz Ocampo, Tom Shafer, Roman Ocumarez and Enrique Brito.
- At the time of his signing, was considered one of the top finds in the Astros 2016 international class, which also featured two others on the club's 40-man roster, IF Freudis Nova and RHP Nivaldo Rodriguez.
- Named the Astros No. 8 prospect by MLB.com this offseason...according to their report, Solis relies on a mid-90s fastball as part of a four-pitch mix that also includes a 79-81 mph curveball with depth, an 84-86 mph slider and a developing changeup.
- Added to the Astros 40-man roster on Nov. 20, 2020...the 2021 season will be his first at Major League Spring Training.

JAIRO JHONKLEIDE SOLIS

Year	Team	W	L	ERA	G	GS	CG	SHO	SV	IP	H	R	ER	HR	HB	BB	SO	WP	BK	AVG	
2017	DSL Astros Orange (R)	1	1	2.73	6	4	0	0	0	26.1	20	12	8	2	3	8	28	2	0	.220	
	GCL Astros (R)	1	0	3.00	5	4	0	0	0	21.0	19	13	7	1	1	7	24	0	0	.229	
	Greenville (R)	1	1	1.93	4	2	0	0	0	14.0	12	4	3	0	0	6	17	0	0	.226	
2018	Quad Cities (A)	2	5	3.55	13	11	0	0	0	50.2	49	23	20	1	2	32	51	2	0	.259	
2019		DID NOT PLAY (INJURED)																			
2020		DID NOT APPEAR IN AN OFFICIAL GAME																			
MINOR LEAGUE TOTALS		5	7	3.05	28	21	0	0	0	112.0	100	52	38	4	6	53	120	4	0	.240	

SOLIS CAREER TRANSACTIONS

- Signed as a non-drafted free agent on July 2, 2016.



PETER SOLOMON

Born: 8/16/96 in Washington, D.C.

Opening Day Age: 24

Contract Status: Signed through 2021

Acquired: Selected in the fourth round of the June 2017 draft.

Resides: Ellicott City, MD

ML Service: 0.000

71		
RHP		
B/T	HEIGHT	WEIGHT
R/R	6'4	211

TABLE OF CONTENTS

SOLOMON

CAREER HIGHLIGHTS

- Right-handed starter will be returning to game action in 2021 after appearing in only two official games in the last two seasons.
- Underwent Tommy John surgery in June of 2019, which ended that season after two starts...was unable to return to the mound in 2020 due to his rehab and the COVID-19 minor league shut down... did return to pitch at the Astros Instructional Camp in October of 2020.
- Has combined for a 9-1 record and a 2.30 ERA (28ER/109.1IP) in 27 career minor league games, including 16 starts...has posted 128 strikeouts in his 109.1 innings pitched.
- Named a Midseason **ALL-STAR** for Class A Quad Cities in 2018...went 8-1 with a 2.43 ERA (21ER/77.2IP) that season, his first full season as a minor leaguer.

MINOR LEAGUES:

- Missed the entire **2020** season while recovering from Tommy John surgery...likely would have returned to the mound if there was a minor league season, which was canceled due to COVID-19... returned to pitch at the Astros Instructional Camp in October prior to being added to the 40-man.
- Started the **2019** season at Class A Fayetteville, making two starts in April...underwent Tommy John surgery in June of 2019.
- In his first full minor league season in **2018**, went 8-1 in 19 games (10 starts) at Class A Quad Cities en route to being named a Midwest League Midseason All-Star...promoted to Class A Buies Creek for his final five outings of the season.

NOTES

- Posted a 1.76 ERA in 53 innings with 85 strikeouts and four complete game shutouts as a senior at Mount St. Joseph High School in Baltimore, Md... Mount Saint Joseph has produced eight Major Leaguers, including Mark Teixeira.
- Ranked as the top pitching prospect in Maryland in 2014, but dropped to the Padres in the 21st round of the draft due to his commitment to Notre Dame.
- Pitched three years for the Fighting Irish (2015-17), working between the bullpen and rotation, appearing in 48 total games (13 starts), with a 3.85 ERA (56ER/131IP) and 151 strikeouts...pitched in the Cape Cod League prior to his junior year, posting a 0.54 ERA in 33.0 innings.
- Selected by the Astros in the fourth round of the June 2017 draft...signed by scout Nick Venuto.
- Added to the Astros 40-man roster on Nov. 20, 2020...the 2021 season will be his first at Major League Spring Training.

- Made just one appearance in **2017** after being drafted by the Astros in the fourth round of the draft...tossed 1.0 scoreless frame for the GCL Astros.

PLAYER DEVELOPMENT

2020 REVIEW

OPPONENTS

HISTORY AND RECORDS

SPRING TRAINING

MEDIA INFORMATION

MINUTE MAID PARK

PETER JOSEPH SOLOMON

Year	Team	W	L	ERA	G	GS	CG	SHO	SV	IP	H	R	ER	HR	HB	BB	SO	WP	BK	AVG
2017	GCL Astros (R)	0	0	0.00	1	1	0	0	0	1.0	0	0	0	0	0	0	0	0	0	.000
2018	Quad Cities (A)	8	1	2.43	19	10	0	0	0	77.2	62	26	21	2	0	28	88	3	0	.218
	Buies Creek (A)	1	0	1.96	5	3	0	0	0	23.0	16	5	5	0	0	4	26	1	0	.195
2019	Fayetteville (A)	0	0	2.35	2	2	0	0	0	7.2	7	2	2	1	0	4	14	1	0	.241
2020	DID NOT APPEAR IN AN OFFICIAL GAME																			
MINOR LEAGUE TOTALS		9	1	2.30	27	16	0	0	0	109.1	85	33	28	3	0	36	128	5	0	.213

SOLOMON CAREER TRANSACTIONS

- Selected in the fourth round of the June 2017 draft.



RYNE STANEK

Born: 7/26/91 in St. Louis, MO
Opening Day Age: 29
Contract Status: Signed through 2021
Acquired: Signed as a free agent on Jan. 8, 2021.
Resides: Tampa, FL
ML Service: 3.038

45

RHP

B/T	HEIGHT	WEIGHT
R/R	6'4	226

CAREER HIGHLIGHTS

- Hard-throwing right-hander has compiled a 2-7 record and a 4.00 ERA (77ER/173.1IP) in 152 games across four Major League seasons with Tampa Bay (2017-19) and Miami (2019-20)...was the first pitcher to be used consistently as an opener, making 29 starts for the Rays in 2018 and 27 in 2019.
- Made two appearances for the Marlins in the 2020 NLDS vs. ATL, his first career **POSTSEASON** action...tossed 2.0 scoreless frames, working around three walks with three strikeouts.
- Was the face of the Rays opener strategy in 2018, becoming the first rookie in MLB history with 25 starts and 25 relief appearances in a single season.
- Pitched for Team USA in the 2016 Futures Game at Petco Park in San Diego, the same team that also featured 3B Alex Bregman.
- Named a Midwest League **ALL-STAR** in 2014 while pitching for Class A Bowling Green.

2020 SEASON:

- Made just nine regular season appearances for the Marlins, posting a 7.20 ERA (8ER/10IP) with 11 strikeouts in 10.0 innings...held right-handed hitters to a .194 (6x31) opponent batting average.
- Made the club's **OPENING DAY** roster and pitched in one game before being sidelined with COVID-19 from Aug. 4-Sept. 4...returned to make nine appearances in September, tossing 9.0 innings.
- Did not pitch in the Marlins Wild Card Series win over the Cubs...made two appearances in the NLDS vs. ATL, his first career **POSTSEASON** action...tossed 2.0 scoreless frames, working around three walks with three strikeouts.

2019 SEASON:

- Made his first **OPENING DAY** roster and made 41 appearances for the Rays, including 27 as an opener...after a midseason trade, finished the season with 22 appearances out of Miami's bullpen.
- With Tampa, went 0-2 with a 3.40 ERA (21ER/55.2IP) and held opponents to a .214 average, with 61 strikeouts...posted a 2.09 ERA (10ER/43IP), limiting opposing hitters to a .190 average in the 27 starts.

NOTES

- Stanek is named after Hall of Fame second baseman Ryne Sandberg of the Chicago Cubs, despite being born into a family of St. Louis Cardinals fans...upon his MLB debut, he became just the third player named Ryne in MLB history, following Sandberg and All-Star pitcher Ryne Duren.
- Graduated from Blue Valley HS (KS) in 2010...as a senior, he was named the Kansas City Star's All-Metro Baseball Player of the Year after leading Blue Valley to a Kansas Class 6A State Championship...selected by Seattle in the third round of the June 2010 draft, but did not sign.
- Elected to attend the University of Arkansas, where he starred for three years, compiling a 22-8 record with a 2.55 ERA and one save...was one of the best collegiate starting pitchers in 2013, his junior season, posting a 10-2 record and a 1.39 ERA (15ER/97.1IP) in 16 starts
- Selected by the Rays in the first round of the 2013 Draft with the 29th overall selection...signed by Rays scout Rickey Drexler.
- Split his first four MLB seasons between the Tampa Bay and Miami organizations...non-tendered by the Marlins this offseason and signed a Major League contract with Houston on Jan. 8, 2020...although the deal was for one year, the Astros also have control over Stanek's 2022-23 seasons through the arbitration process.

- Non-tendered by the Marlins on Dec. 2.

- Traded on July 31 along with minor leaguer OF Jesus Sanchez in exchange for RHP Nick Anderson and RHP Trevor Richards.
- Went 0-1 with 7.82 (12.2/11) ERA in 14 relief outings for Tampa, then went 0-2 with a 5.48 ERA out of the bullpen for Miami.



2018 SEASON:

- Made 59 appearances for the Rays (29 starts as an opener) and became the first pitcher with 25 starts and 25 relief outings in a season since Hugh Mulcahy (26 GS, 30 relief appearances) in 1937.
- Also was the first rookie in MLB history with 25 starts and 25 relief appearances in a single season.
- From June 7 to July 10, made nine consecutive scoreless starts to set an MLB record; though he totaled only 13.2 innings over the span.
- Was the first pitcher to ever make 12 appearances and seven starts within a single calendar month without allowing a run.

2017 SEASON:

- Made 21 appearances over three stints with the Rays, his first career Major League action...made his MLB debut on May 14 at Boston (0ER/0.1IP).
- Spent most of year with Triple A Durham and went 3-0 with a 1.21 ERA (6ER/44.2IP) and 60 strikeouts in 37 games.

MINOR LEAGUES:

- Split the **2016** season between Double A and Triple A, appearing in the Futures Game at the MLB All-Star Game...began his season with 11 consecutive starts...was moved to the bullpen and made 23 straight relief appearances between both levels to finish the year...named the Rays Minor League Pitcher of the Month for June.
- Made 13 starts across three levels in **2014**...posted a 3-4 record with a 3.63 ERA (18ER/44.2IP) in nine starts with Single A Bowling Green to earn Midwest League Midseason All-Star honors.
- Did not pitch after signing in **2013** due to hip labrum surgery.

RYNE THOMAS STANEK

Year	Team	W	L	ERA	G	GS	CG	SHO	SV	IP	H	R	ER	HR	HB	BB	SO	WP	BK	AVG
2014	GCL Rays (R)	0	0	0.00	1	1	0	0	0	1.0	0	0	0	0	0	0	0	0	0	.000
	Bowling Green (A)	3	4	3.63	9	9	0	0	0	44.2	47	23	18	2	1	13	46	2	0	.275
	Charlotte (A)	1	1	5.54	3	3	0	0	0	13.0	13	8	8	0	0	5	4	1	0	.277
2015	Charlotte (A)	4	2	1.78	9	9	0	0	0	50.2	33	13	10	2	0	15	38	2	0	.189
	Montgomery (AA)	4	3	4.09	16	8	0	0	1	61.2	52	30	28	7	1	31	41	4	0	.232
2016	Montgomery (AA)	2	6	3.79	18	11	0	0	2	78.1	64	36	33	6	2	35	91	1	0	.227
	Durham (AAA)	2	4	5.92	16	0	0	0	1	24.1	22	17	16	3	2	13	22	4	0	.242
2017	Durham (AAA)	3	0	1.21	37	0	0	0	8	44.2	26	6	6	0	1	16	60	2	0	.167
	TAMPA BAY	0	0	5.85	21	0	0	0	0	20.0	26	13	13	6	0	12	29	4	0	.317
2018	Durham (AAA)	0	1	1.86	10	0	0	0	2	9.2	5	3	2	1	0	6	17	4	0	.152
	TAMPA BAY	2	3	2.98	59	29	0	0	0	66.1	45	23	22	8	1	27	81	5	0	.191
2019	TAMPA BAY	0	2	3.40	41	27	0	0	0	55.2	44	24	21	7	0	20	61	2	0	.214
	MIAMI	0	2	5.48	22	0	0	0	1	21.1	17	15	13	4	0	19	28	3	0	.215
2020	MIAMI	0	0	7.20	9	0	0	0	0	10.0	11	8	8	3	0	8	11	0	0	.275
MINOR LEAGUE TOTALS		19	21	3.32	119	41	0	0	14	328.0	262	136	121	21	7	134	319	20	0	.222
MAJOR LEAGUE TOTALS		2	7	4.00	152	56	0	0	1	173.1	143	83	77	28	1	86	210	14	0	.223

DIVISION SERIES RECORD

Year	Team/Opp.	W	L	ERA	G	GS	CG	SHO	SV	IP	H	R	ER	HR	HB	BB	SO	WP	BK	AVG
2020	MIA/ATL	0	0	0.00	2	0	0	0	0	2.0	0	0	0	0	0	3	3	1	0	.000

STANEK CAREER TRANSACTIONS

- Selected by Tampa Bay in the first round (29th overall) of the June 2013 draft.
- On Injured List, July 20-Aug. 5, 2019 (right hip soreness).
- Acquired by Miami from Tampa Bay along with OF Jesus Sanchez in exchange for RHP Nick Anderson and RHP Trevor Richards.
- On Injured List, Aug. 4-Sept. 4, 2020 (COVID-19).
- Signed by Houston as a free agent on Jan. 8, 2021.

STANEK GAME HIGHS

Longest Winning Streak:	1 (2x) -- last, Aug. 25, 2018 vs. Boston
Longest Losing Streak:	4 -- May 1-Aug. 30, 2019
Strikeouts:	5 (2x) -- last, Aug. 3, 2018 vs. Chicago (AL)
Walks:	4 -- Aug. 10, 2019 vs. Atlanta
Innings (starter):	2.0 (21x) -- last, July 16, 2019 at New York (AL)
Innings (relief):	2.0 (5x) -- last, Sept. 21, 2020 at Atlanta
Low-Hit Game (CG):	none

TABLE OF CONTENTS

STANEK

PLAYER DEVELOPMENT

2020 REVIEW

OPPONENTS

HISTORY AND RECORDS

SPRING TRAINING

MEDIA INFORMATION

MINUTE MAID PARK



MYLES STRAW

Born: 10/17/94 in Garden Grove, CA
Opening Day Age: 26
Contract Status: Signed through 2021
Acquired: Selected in the 12th round of the June 2015 draft.
Resides: Bradenton, FL
ML Service: 1.112

3		
OF		
B/T	HEIGHT	WEIGHT
R/R	5'10	181

CAREER HIGHLIGHTS

- Speedy outfielder has hit .246 (49x199) with 39 runs, eight doubles, two triples, one homer, 16 RBI and 16 stolen bases in 19 attempts in 98 MLB games over the last three seasons with Houston (2018-20).
- Is one of the fastest players in the Majors and has clocked in as the fastest player on the Astros in each of his three Major League seasons...per Statcast, had an average sprint speed of 29.7 ft/second in 2018, edging OF Derek Fisher (29.4)...he followed that up by averaging 30.1 ft/second in 2019, besting OF Jake Marisnick (29.2)...and in 2020, edged out 2B Jose Altuve (28.4) with a 28.6 mark.
- Has made playoff rosters in all three of his seasons with Houston, but has not taken a **POSTSEASON** at-bat, appearing in a total of eight games.
- Has accumulated 170 steals in five minor league seasons (2015-19)...in 469 career minor league games, has hit .305 (559x1831) with 73 doubles, 25 triples, four homers, 148 RBI and a .394 OBP.
- Led all of minor league baseball with 70 stolen bases in 2018...was a Texas League Midseason All-Star.
- Was a Class A Advanced Carolina League Midseason and Postseason All-Star in 2017 after hitting .295 (129x437) with 36 steals and a .412 on-base percentage in 114 games with Buies Creek...led the Carolina League in on-base percentage.
- Tabbed by *Baseball America* as a Low Class A All-Star in 2016...led the minors with a .358 (124x346) batting average, adding 21 steals and a .423 OBP

2020 SEASON

- Spent his first full season in the Majors, hitting .207 (17x82) with four doubles, eight RBI and six stolen bases...appeared in 28 games...started 19 games in CF and appeared in one game at SS.
- Got off to a hot start in Spring Training, prior to the COVID-19 shutdown...homered three times in 23 at-bats...hit those three homers in his first two games, which included a two-homer game on Feb. 26 vs. STL...one of those three homers in the spring was an inside-the-parker.

NOTES

- Graduated from Braden River High School in Bradenton, Fla. in 2013...named a 2013 Florida Region Honorable Mention by Perfect Game.
- Attended St. Johns River State College and played two seasons collegiately...hit .413 with 16 steals and a .472 on-base percentage in his sophomore season (2015) en route to First Team Mid-Florida Conference honors...also named the MFC Defensive Player of the Year.
- Selected by the Astros in the 12th round of the 2015 draft...signed by Astros scout John Martin.
- Known for his blazing speed, was clocked at a 6.25-second 60-yard dash coming out of college...that tops fellow speedster Mike Trout and his 6.30 60-yard time...Myles also ran the 40-yard dash at 4.4 seconds, which is faster than the average NFL wide receiver (4.48).
- With that speed, had been an outfielder his entire life...in Spring Training of 2019, starting taking ground balls at shortstop, a position he had not played professionally, collegiately or even in high school...he took quickly to the position and ended up playing more Major League games at that position in 2019 (26 games) than in the outfield (18 games)...he did not make an error at that position and was credited with one defensive run saved in the small sample size.
- Was added to the Astros Major League roster on Sept. 15, 2018...has used one of three option years.

- Made his first career **OPENING DAY** roster.
- Recorded his first career walk-off hit on Aug. 18 vs. COL, singling in the winning run in the 11th inning.
- Made an appearance in six games during the **POSTSEASON**, but did not get an at-bat.



2019 SEASON:

- Played in 56 games with the Astros across four stints with the club...went 8-for-9 in stolen base attempts (88.9%).
- Played in 18 games in the outfield (12 starts: 8 in CF, 3 in LF, 1 in RF)...made his first career appearances in the infield, appearing in 26 games at shortstop (14 starts) and four games at second base (1 start).
- Went 3x4 with three stolen bases and three runs scored on June 2 at OAK...also scored the game-winning run in the 12th inning...became the fifth player in Astros history to have a game with at least three hits, three runs and three steals, and the first since Jose Altuve on Sept. 10, 2013 at SEA.
- Played his first-career Major League game at shortstop on June 4 at SEA.
- Struck out for the first time in his career on June 5 at SEA...went his first 24-career plate appearances without a strikeout, the longest start-of-career streak by an Astros hitter since C.J.R. Towles in 2007 (42 plate appearances).
- Hit his first-career triple in the 14th inning on June 6 at SEA, before scoring the game-winning run on a sac-fly...flew around the bases at 30.5 feet/second, and made it from the batters box to third base in 11 seconds flat for the fastest triple by an Astros player in the Statcast era (since 2015).
- Made the Astros **ALDS** roster but did not appear in a game.

2018 SEASON:

- Made his Major League debut with the Astros as a September call-up...played in nine games in the outfield, making two starts (1 in LF, 1 in RF)...pinch-ran four times, scoring three runs, with one stolen base as a pinch-runner.
- Per Statcast, posted an average sprint speed of 25.8 feet per second, the top mark on the club.
- Made his Major League debut on Sept. 15 vs. ARI as a pinch-runner...recorded his first-career steal on Sept. 22 vs. LAA.
- Went 2x3 in his first Major League start on Sept. 26 at TOR, going 2x3...recorded his first-career hit on a single in the 5th inning...homed in his next start on Sept. 29 at BAL in Game 2 of Houston's doubleheader.
- Made the Astros roster for the **ALDS**...did not get an at-bat, but scored a run and a stole a base in two games...entered both games as a pinch-runner (Games 1 and 2).
- Split his minor league season between Triple A Fresno (66g) and Double A Corpus Christi (65g), combining to hit .291 (150x516) with 95 runs, 17 doubles, six triples, one homer, 31 RBI and a .381 OBP...led all of minor league baseball with 70 stolen bases...went 70-for-79 in steal attempts (88.6%)...marked the most steals by an Astros minor league player since Delino DeShields Jr. swiped 101 bags in 2012...was a Texas League Midseason **ALL-STAR**.

MINOR LEAGUES:

- Named a Class A Advanced Carolina League Midseason and Postseason All-Star in **2017** after hitting .295 (129x437) with 36 steals and a .412 OBP in 114 games with Buies Creek...led the Carolina League in OBP...was promoted to Double A at the end of the season, playing in 13 games with the Hooks...named the MiLB.com Carolina League Player of the Month for June.
- Tabled by *Baseball America* as a Low Class A All-Star in **2016** after leading the minors with a .358 (124x346) batting average...added 21 steals and a .423 OBP in a season at Class A Quad Cities (68g) and Class A Advanced Lancaster (19g)...named Quad Cities Player of the Month for June and July.
- Hit .268 (56x209) with 22 stolen bases and a .355 on-base percentage in 58 games with Rookie Level Greeneville in **2015**.

PERSONAL:

- Myles resides in Bradenton, FL, and has one daughter, Rylee.

MYLES JAMES NOBLE STRAW

Year	Team	AVG	G	AB	R	H	2B	3B	HR	RBI	BB	SO	SB	CS	OBP	SLG	SF	SH	HB	E
2015	Greenville (R)	.268	58	209	47	56	10	3	0	13	29	51	22	9	.355	.344	3	6	1	0
2016	Quad Cities (A)	.374	68	270	40	101	14	6	0	22	29	58	17	10	.432	.470	2	6	0	4
	Lancaster (A)	.303	19	76	21	23	4	0	1	5	11	17	4	2	.393	.395	1	1	1	1
2017	Buies Creek (A)	.295	114	437	81	129	17	7	1	41	87	70	36	9	.412	.373	3	4	2	3
	Corpus Christi (AA)	.239	13	46	9	11	0	0	0	3	7	9	2	0	.340	.239	0	1	0	0
2018	Corpus Christi (AA)	.327	65	251	47	82	7	3	1	17	35	42	35	6	.414	.390	2	2	4	4
	Fresno (AAA)	.257	66	265	48	68	10	3	0	14	38	60	35	3	.349	.317	1	0	0	4
	HOUSTON	.333	9	9	4	3	0	0	1	1	1	0	2	0	.400	.667	0	0	0	0
2019	Round Rock (AAA)	.321	66	277	46	89	11	3	1	33	32	50	19	4	.391	.394	2	1	1	9
	HOUSTON	.269	56	108	27	29	4	2	0	7	19	24	8	1	.378	.343	0	1	0	0
2020	HOUSTON	.207	33	82	8	17	4	0	0	8	4	22	6	2	.244	.256	0	0	0	0
MINOR LEAGUE TOTALS		.305	469	1831	339	559	73	25	4	148	268	357	170	43	.394	.379	14	21	9	25
MAJOR LEAGUE TOTALS		.246	98	199	39	49	8	2	1	16	24	46	16	3	.327	.322	0	1	0	0

WILD CARD SERIES RECORD

Year	Club/Opp	AVG	G	AB	R	H	2B	3B	HR	RBI	BB	SO	SB	CS	OBP	SLG	SF	SH	HB	E
2020	HOU/MIN	-	1	0	0	0	0	0	0	0	0	0	0	0	-	-	0	0	0	0

DIVISION SERIES RECORD

Year	Club/Opp	AVG	G	AB	R	H	2B	3B	HR	RBI	BB	SO	SB	CS	OBP	SLG	SF	SH	HB	E
2018	HOU/CLE	-	2	0	1	0	0	0	0	0	0	0	1	0	-	-	0	0	0	0
2020	HOU/OAK	-	1	0	0	0	0	0	0	0	0	0	0	0	-	-	0	0	0	0
TOTALS		-	3	0	1	0	0	0	0	0	0	0	1	0	-	-	0	0	0	0

LEAGUE CHAMPIONSHIP SERIES RECORD

Year	Club/Opp	AVG	G	AB	R	H	2B	3B	HR	RBI	BB	SO	SB	CS	OBP	SLG	SF	SH	HB	E
2020	HOU/TB	-	4	0	0	0	0	0	0	0	0	0	0	0	-	-	0	0	0	0

STRAW CAREER TRANSACTIONS

- Selected by Houston in the 12th round of the June 2015 draft.

STRAW GAME HIGHS

Hits:	3 (3x) -- last, Sept. 26, 2019 at Los Angeles (AL)
Home Runs:	1 -- Sept. 29, 2018 at Baltimore
RBI:	2 (2x) -- last, Aug. 24, 2020 vs. Los Angeles (AL)
Stolen Bases:	3 -- June 2, 2019 at Oakland
Longest Hitting Streak:	4 -- Aug. 18-24, 2020
Career Grand Slams:	none

STRAW CAREER FIELDING

YEAR	POSITION	PCT.	G	PO	A	E	TC	DP
2020	Outfield	1.000	27	44	0	0	44	0
	Shortstop	-	1	0	0	0	0	0
TOTALS	Outfield	1.000	54	82	0	0	82	0
	Shortstop	1.000	27	14	41	0	55	4
	Second Base	1.000	4	0	6	0	6	0



GARRETT STUBBS

Born: 5/26/93 in San Diego, CA

Opening Day Age: 27

Contract Status: Signed through 2021

Acquired: Selected in the eighth round of the June 2015 draft.

Resides: Del Mar, CA

ML Service: 1.024

11

C

B/T	HEIGHT	WEIGHT
L/R	5'10	173

TABLE OF CONTENTS

STUBBS

PLAYER DEVELOPMENT

2020 REVIEW

OPPONENTS

HISTORY AND RECORDS

SPRING TRAINING

MEDIA INFORMATION

MINUTE MAID PARK

CAREER HIGHLIGHTS

- Left-handed hitting backstop has played in parts of two seasons (2019-20) in Houston, playing in 33 career MLB games...has gone 8x43 (.186) with three doubles and three RBI in MLB action.
- In addition to catching, has appeared at multiple other spots on the diamond in his career...in the Majors, he's made 10 appearances in the outfield (10 in left field, 1 in right field)...in the minors, has appeared in five games at second base and one game at first base.
- Is one of the fastest catchers in baseball...posted a sprint speed of 28 feet per second in 2019, the third-best mark among all MLB catchers behind Jorge Alfaro (28.8 ft/sec) and J.T. Realmuto (28.7 ft/sec).
- In five minor league seasons, has hit .272 (350x1285) with 75 doubles, seven triples, 25 home runs, 159 RBI, 47 steals and a .361 on-base percentage in 367 career games in the Astros minor league system from 2015-19.
- Has thrown out close to half of all attempting basestealers in his 314 career minor league games behind the dish, recording a caught stealing percentage of 43% (92 CS/214ATT).
- Was named a 2018 PCL Midseason **ALL-STAR**, a 2017 Texas League Midseason **ALL-STAR** and a 2016 California League Midseason **ALL-STAR**.

2020 SEASON

- Appeared in 14 games and made one start at catcher this season, despite spending most of the year on the active roster, including an appearance on the club's **OPENING DAY** roster.
- Had exactly one hit and one RBI on the year...singled on Aug. 1 at LAA with two outs in the 9th to extend the inning to George Springer, who homered to tie the game.

2019 SEASON:

- Was recalled to Houston for his first MLB action on May 26, also his 26th birthday...played in 11 games across three stints with Houston...made six starts (all at catcher), while also appearing in seven games in left field and one in right field.

NOTES

- Is a 2011 graduate of Torrey Pines HS in San Diego, CA...was a four-year letter winner on the baseball team and earned All-CIF San Diego honors twice...named All-North County and All-Avocado League First Team in his junior and senior years.
- Played four seasons at the University of Southern California from 2012-15...started his career with the Trojans in the outfield before becoming the program's everyday catcher.
- During his senior season in 2015, won the Johnny Bench Award as the top catcher in NCAA Division I baseball...batted .346 with 20 stolen bases and a .435 OBP, helping to lead the Trojans to their first NCAA regional berth in nine seasons (hit .563 during the regional)...was also named the Pac-12 Defensive Player of the Year and received First Team All-Pac 12 honors...recorded a caught stealing percentage of 52.8% (28CS/53ATT) on the year.
- Drafted by the Astros in the eighth round of the 2015 draft...signed by Astros scout Tim Costic.
- Garrett's brother, C.J., was drafted by the Astros in the 10th round of the 2019 draft...also a catcher out of USC, C.J. pitched his first two seasons at USC before moving behind the dish.
- Was added to the Astros 40-man roster on Nov. 11, 2018...has been up and down the last two seasons (2019-20), using one of his three option years.

- On Aug. 2 at LAA, hit a sac fly in the 10th to tie the contest in the Astros 6-5 win in 11 innings.
- Made his first career **POSTSEASON** appearance in Game 7 of the ALCS, catching 1.0 scoreless inning.

- Made his MLB debut on May 28 vs. CHC and went 2x4 with a double and an RBI...recorded his first career hit in his first plate appearance with a double to left-center field.
- In 63 games at Triple A, hit .240 (49x204) with 11 doubles, seven homers, 23 RBI and a .729 OPS (.332 OBP/.397 SLG)...posted a 37.1% caught stealing rate (13-of-35) in 54 games at catcher at Triple A.

MINOR LEAGUES:

- Spent his entire **2018** season at Triple A Fresno, where he was a Pacific Coast League All-Star... also named a MiLB.com Organization All-Star... played primarily catcher, making 74 starts, but also appeared as a DH (6g), right fielder (2g) and first baseman (1g)...was an NRI at Major League Spring Training for the second straight year, hitting .286 (8x28) with two doubles, one home run and five RBI in 17 games...hit his homer off Mets LHP Jason Vargas...played in eight postseason games for the Grizzlies, hitting .269 (7x26) with a double, a home run and six RBI.
- In **2017**, received Double A Texas League Midseason All-Star honors in a season where he also reached the Triple A level for the first time in his career... combined to bat .232 (79x340) with 18 doubles and a .328 on-base percentage between Fresno (23g) and Corpus Christi (75g)...posted a caught stealing percentage of 39.5% (15CS/38ATT) in his 64 games at catcher with the Hooks.
- Was a California League Midseason All-Star in **2016** and an MiLB.com Organization All-Star in a season split between Class A Advanced Lancaster (55g) and Double A Corpus Christi (31g)...hit .304 (99x326) with 22 doubles, one triple, 10 homers, 54 RBI, 15 steals and an .860 OPS (.391 OBP/.469 SLG) between the two levels...recorded a caught stealing percentage of 50.9% (27CS/53ATT) in 67 games at catcher between Corpus Christi and Lancaster...was highly efficient on the basepaths, recording 15 steals in 18 attempts...began the season with Lancaster and ended up leading all California League catchers in caught stealing percentage (57.1%, 16CS/28ATT, min. 20 ATT)... received Lancaster May Player of the Month honors and Corpus Christi July Player of the Month honors.
- Played in 36 games in the minors after getting drafted by Houston in **2015**...hit .263 (31x118) with a .369 OBP between Class A Quad Cities (25g) and Class A Short Season Tri-City (11g)...threw out seven-of-nine (77.7%) attempting basestealers at Tri-City...posted a 55.6% caught stealing percentage (15CS/27ATT) between the two levels.

GARRETT PATRICK STUBBS

Year	Team	AVG	G	AB	R	H	2B	3B	HR	RBI	BB	SO	SB	CS	OBP	SLG	SF	SH	HB	E
2015	Tri-City (A)	.235	11	34	5	8	0	0	0	2	7	3	2	0	.366	.235	0	1	0	0
	Quad Cities (A)	.274	25	84	15	23	5	0	0	5	14	2	1	0	.370	.333	2	3	0	0
2016	Lancaster (A)	.291	55	206	35	60	13	0	6	38	29	37	10	3	.385	.442	4	0	5	0
	Corpus Christi (AA)	.325	31	120	23	39	9	1	4	16	14	11	5	0	.401	.517	1	0	2	2
2017	Corpus Christi (AA)	.236	75	263	36	62	13	0	4	25	32	44	8	0	.324	.331	1	1	3	3
	Fresno (AAA)	.221	23	77	11	17	5	0	0	12	11	15	3	0	.341	.286	0	0	3	2
2018	Fresno (AAA)	.310	84	297	60	92	19	6	4	38	35	53	6	0	.382	.455	4	2	2	5
2019	Round Rock (AAA)	.240	63	204	33	49	11	0	7	23	24	38	12	2	.332	.397	2	0	5	1
	HOUSTON	.200	19	35	8	7	3	0	0	2	4	7	1	0	.282	.286	0	0	0	1
2020	HOUSTON	.125	14	8	1	1	0	0	0	1	0	0	0	1	.111	.125	1	1	0	0
MINOR LEAGUE TOTALS		.278	304	1081	185	301	64	7	18	136	142	165	35	3	.366	.401	12	7	15	13
MAJOR LEAGUE TOTALS		.186	33	43	9	8	3	0	0	3	4	7	1	1	.250	.256	1	1	0	1

LEAGUE CHAMPIONSHIP SERIES RECORD

Year	Club/Opp	AVG	G	AB	R	H	2B	3B	HR	RBI	BB	SO	SB	CS	OBP	SLG	SF	SH	HB	E
2020	HOU/TB	-	1	0	0	0	0	0	0	0	0	0	0	0	-	-	0	0	0	0

STUBBS CAREER TRANSACTIONS

- Selected by Houston in the eighth round of the June 2015 draft.

STUBBS GAME HIGHS

Hits:2 -- May 28, 2019 vs. Chicago (NL)
 Home Runs:none
 RBI:1 (3x) -- last, Aug. 2, 2020 at Los Angeles (AL)
 Stolen Bases:1 -- June 5, 2019 at Seattle
 Longest Hitting Streak:3 -- Sept. 8-10, 2019
 Career Grand Slams:none

STUBBS CAREER FIELDING

YEAR	POSITION	PCT.	G	PO	A	E	TC	DP
2020	Catcher	1.000	8	24	0	0	24	0
	Outfield	1.000	3	2	0	0	2	0
TOTALS	Catcher	.990	19	99	3	1	103	0
	Outfield	1.000	10	7	0	0	7	0



BLAKE TAYLOR

Born: 8/17/95 in Orange, CA

Opening Day Age: 25

Contract Status: Signed through 2021

Acquired: From New York (NL) along with OF Kenedy Corona in exchange for OF Jake Marisnick on Dec. 5, 2019.

Resides: Mission Viejo, CA

ML Service: 1.000

62

LHP

B/T	HEIGHT	WEIGHT
L/L	6'3	242

TABLE OF CONTENTS

TAYLOR

PLAYER DEVELOPMENT

2020 REVIEW

OPPONENTS

HISTORY AND RECORDS

SPRING TRAINING

MEDIA INFORMATION

MINUTE MAID PARK

CAREER HIGHLIGHTS

- Left-handed pitcher made his Major League debut in 2020, appearing in 22 regular season games to the tune of a 2.18 ERA (5ER/20.2IP)...followed that up with eight appearances in the **POSTSEASON**, going 1-0 with a 1.59 ERA (1ER/5.2IP).
- In his seven minor league seasons, has gone 10-23 with a 4.08 ERA (146ER/321.2IP) and 292 strikeouts in 106 games (52 starts).
- Became a full-time relief pitcher in 2019 and saw strong results, posting a 2-3 record with a 2.16 ERA (16ER/66.2IP) and 74 strikeouts in 40 games between three levels of the Mets system (A Advanced, Double A, Triple A)...was named a Class A Advanced Florida State League Midseason **ALL-STAR**.
- Played in the Arizona Fall League in 2019, posting an 0-1 record and a 2.00 ERA (2ER/9IP) with 11 strikeouts in seven games for Scottsdale.
- Pitched for Great Britain in the 2016 World Baseball Classic, starting one game while posting a 4.50 ERA.

2020 SEASON:

- Made his MLB debut with Houston and became an important member of Houston's bullpen...made his first-career **OPENING DAY** roster and spent the entire season in the Astros bullpen, aside from a 10-day IL stint (elbow soreness).
- Among AL rookie relievers, ranked ninth in appearances, sixth in ERA and seventh in opponent average (.173)...posted MLB's sixth-best average exit velocity on batted balls (83 mph).
- Was equally effective against both right-handed and left-handed hitters...held lefties to a .532 OPS and a .171 (6x35) batting average...held righties to a .598 OPS and a .175 (7x40) batting average.
- Began his Major League career with six scoreless relief outings, becoming one of seven pitchers in club history to do so.
- Made his MLB debut on July 24 vs. SEA with a perfect 8th inning of relief...became the first Astros pitcher to make his MLB debut on Opening Day since Wesley Wright in 2008 at SD.
- On Aug. 17 vs. COL, earned his first-career save, working around a leadoff walk to Charlie Blackmon with a scoreless 9th inning.
- Was on the Astros **POSTSEASON** rosters for all three rounds, but only pitched in the ALDS and ALCS, going 1-0 with a 1.59 ERA (1ER/5.2IP) with four strikeouts in eight games...was scoreless over his first five postseason appearances.

NOTES

- Graduated from Dana Hills High School in Dana Point, CA in 2013...went 2-3 with a 2.57 ERA and 59 strikeouts in 11 games as a senior...was a 2013 Rawlings Third-Team All-American and a California All-Region First-Team selection.
- Blake's hometown of Dana Point is considered a mecca for surfers and whale watchers, and hosts an annual Festival of Whales every spring...Taylor grew up SCUBA diving in those waters and dreamed of being a Navy SEAL.
- Blake's father is from England, which allowed him to play for Team Great Britain in the 2016 World Baseball Classic...the family grew up with British traditions and eating British fair, with Blake saying the family drinks a lot of tea and eats a lot of curry.
- Was committed to play at the University of Hawaii, but opted to play professionally after being selected by the Pirates in the second round of the 2013 MLB Draft...signed by Pirates scout Brian Tracy.
- Spent one season in the Pirates system before being traded to New York (NL) as part of the return for IF Ike Davis...would pitch another six years in the Mets system before being added to their 40-man roster on Nov. 4, 2019.
- Earned that addition after a standout 2019 campaign, in which he transitioned to a relief role...had worked as a starter for his first six minor league seasons (2013-18).
- Traded to the Astros on Dec. 5, 2019...Houston also received 19-year old OF Kenedy Corona in the deal that sent OF Jake Marisnick to the Mets.

MINOR LEAGUES:

- Combined to post a 2-3 record with a 2.16 ERA (16ER/66.2IP), 10 saves 24 walks and 74 strikeouts in 40 games across three levels of the Mets minor league system in **2019**...was his first season spent exclusively as a relief pitcher...began the year at Class A Advanced St. Lucie, where he was named a Florida State League Midseason All-Star...was promoted to Double A Binghamton on June 10... received a promotion to Triple A for his final outing of the season on Sept. 1...pitched for Scottsdale in the Arizona Fall League...went 0-1 with a 2.00 ERA (2ER/9IP) and 11 strikeouts in seven games.
- Made 19 appearances in the Mets minor league system in **2018**, going 3-8 with a 5.40 ERA (52ER/86.2IP) and 83 strikeouts in 19 games (18 starts)...spent the majority of the season at Class A Advanced St. Lucie (17g), but made two starts at Triple A Las Vegas (2-0, 4.09 ERA).
- Made five apps. at Rookie Level Kingsport in August of **2016** in his return from Tommy John surgery.
- Combined to post a 2.25 ERA (3ER/12IP) in five games (two starts) between Class A Short Season Brooklyn (3g) and the GCL Mets (2g) in **2015**...his last appearance of the season was July 21, as he underwent Tommy John surgery.
- Was traded to the Mets along with RHP Zack Thornton and cash considerations in exchange for Ike Davis on April 18, **2014**...posted a combined 4-1 record with a 3.95 ERA (18ER/41I) in 11 games (eight starts) between Rookie Level Kingsport (8g) and the GCL Mets (3g).

BLAKE MICHAEL TAYLOR

Year	Team	W	L	ERA	G	GS	CG	SHO	SV	IP	H	R	ER	HR	HB	BB	SO	WP	BK	AVG	
2013	GCL Pirates (R)	0	2	2.57	8	7	0	0	0	21.0	7	8	6	0	1	9	13	0	1	.104	
2014	GCL Mets (R)	2	0	0.00	3	1	0	0	0	10.2	1	2	0	0	1	7	10	0	1	.029	
	Kingsport (R)	2	1	5.34	8	7	0	0	0	30.1	41	21	18	1	1	23	20	2	0	.342	
2015	GCL Mets (R)	0	0	6.00	2	0	0	0	0	3.0	4	3	2	0	1	0	3	0	0	.333	
	Brooklyn (A)	0	0	1.00	3	2	0	0	0	9.0	6	1	1	0	0	3	5	0	0	.194	
2016	Kingsport (R)	0	0	4.15	5	0	0	0	1	8.2	5	4	4	0	0	8	12	0	0	.167	
2017	Columbia (A)	1	9	4.94	18	17	0	0	0	85.2	83	64	47	6	5	49	72	14	1	.253	
2018	St. Lucie (A)	1	8	5.59	17	16	0	0	0	75.2	72	49	47	4	5	45	72	9	0	.250	
	Las Vegas (AAA)	2	0	4.09	2	2	0	0	0	11.0	11	7	5	0	0	9	11	0	0	.282	
2019	St. Lucie (A)	2	2	2.63	21	0	0	0	0	7	27.1	24	15	8	1	1	12	29	1	0	.233
	Binghamton (AA)	0	1	1.85	18	0	0	0	3	39.0	25	10	8	2	2	12	45	2	0	.179	
	Syracuse (AAA)	0	0	0.00	1	0	0	0	0	0.1	0	0	0	0	0	0	0	0	0	.000	
2020	HOUSTON	2	1	2.18	22	0	0	0	1	20.2	13	7	5	2	0	12	17	1	1	.173	
MINOR LEAGUE TOTALS		10	23	4.08	106	52	0	0	11	321.2	279	184	146	14	17	177	292	28	3	.234	
MAJOR LEAGUE TOTALS		2	1	2.18	22	0	0	0	1	20.2	13	7	5	2	0	12	17	1	1	.173	

DIVISION SERIES RECORD

Year	Team/Opp.	W	L	ERA	G	GS	CG	SHO	SV	IP	H	R	ER	HR	HB	BB	SO	WP	BK	AVG
2020	HOU/OAK	1	0	0.00	3	0	0	0	0	2.0	1	0	0	0	0	2	0	0	0	.167

LEAGUE CHAMPIONSHIP SERIES RECORD

Year	Team/Opp.	W	L	ERA	G	GS	CG	SHO	SV	IP	H	R	ER	HR	HB	BB	SO	WP	BK	AVG
2020	HOU/TB	0	0	2.45	5	0	0	0	0	3.2	4	1	1	1	1	0	4	0	0	.267

TAYLOR CAREER TRANSACTIONS

- Selected by Pittsburgh in the second round of the June 2013 draft.
- Acquired by New York (NL) from Pittsburgh along with RHP Zack Thornton and cash considerations in exchange for IF Ike Davis on April 18, 2014.
- Acquired by Houston from New York (NL) along with OF Kenedy Corona in exchange for OF Jake Marisnick on Dec. 5, 2019.
- On Injured List, Sept. 7-18, 2020 (left elbow soreness).

TAYLOR GAME HIGHS

Longest Winning Streak:	1 (2x), last -- Sept. 20, 2020 vs. Arizona
Longest Losing Streak:	1 -- Sept. 1, 2020 vs. Texas
Strikeouts:	3 -- July 29, 2020 vs. Los Angeles (NL)
Walks:	2 (2x) -- last, Sept. 5, 2020 at Los Angeles (AL)
Innings (starter):	none
Innings (relief):	2.1 -- July 29, 2020 vs. Los Angeles (NL)
Low-Hit Game (CG):	none



ABRAHAM TORO

Born: 12/20/96 in Longueuil, CAN

Opening Day Age: 24

Contract Status: Signed through 2021

Acquired: Selected in the fifth round of the June 2016 draft.

Resides: Greenfield Park, CAN

ML Service: 1.039

13

IF

B/T	HEIGHT	WEIGHT
S/R	6'0"	224

TABLE OF CONTENTS

TORO

PLAYER DEVELOPMENT

2020 REVIEW

OPPONENTS

HISTORY AND RECORDS

SPRING TRAINING

MEDIA INFORMATION

MINUTE MAID PARK

CAREER HIGHLIGHTS

- Switch-hitting infielder has played for the Astros for parts of two seasons (2019-20), batting .182 (30x165) with five homers and 18 RBI in 58 games.
- In his minor league career, has combined for a .273 (364x1333) average with 83 doubles, 12 triples, 48 home runs and 210 RBI in 360 games from 2016-19.
- Spent the entire 2020 season with the Astros, appearing in a career high 33 games...made his first career **OPENING DAY** roster and eventually appeared in one **POSTSEASON** game for the Astros, walking in his only plate appearance.
- In his native country of Canada, was the hero in Justin Verlander's third-career no-hitter on Sept. 1, 2019 at TOR...snapped a 0-0 scoreless tie with a two-out, two-run homer off RHP Ken Giles in the 9th inning to put Houston ahead 2-0, which gave Verlander a shot at the no-hitter...also made the final defensive play of the no-hitter, a 5-3 putout... was not in the starting lineup that day, inserted only after Yuli Gurriel was scratched with injury.
- Was named the 2019 Astros Minor League Player of the Year after batting .324 with 31 doubles, four triples, 17 homers, 80 RBI and a .938 OPS (.411 OBP/.527 SLG) in 114 games between Triple A Round Rock (16g) and Double A Corpus Christi (98g)...also was named the 2019 Canadian Baseball Network Minor League Offensive Player of the Year, also known as the Randall Echlin Award.
- Received Texas League Midseason and Postseason **ALL-STAR** honors in 2019...was a 2018 Carolina League Midseason **ALL-STAR**.
- Starred in the Arizona Fall League in 2018, posting a 1.023 OPS in 19 games for Scottsdale.

2020 SEASON:

- Spent his first full season in the Majors, making his first career **OPENING DAY** roster...batted .149 (13x87) with three home runs and nine RBI.
- Appeared in 33 games (19 starts), making 10 starts at 3B, six at DH, two at 1B and one at 2B.
- Drew a walk in his first career **POSTSEASON** appearance in Game 3 of the ALCS.

2019 SEASON:

- Named the Astros Minor League Player of the Year en route to making his Major League debut.
- Made 20 starts for the Astros in August and September (all at third base), with the Astros going 14-6 in those games.
- Made his MLB debut in a start at third base on Aug. 22 vs. LAA (0x4)...became the fourth Canadian-born player to make his MLB debut with the Astros.

NOTES

- Grew up in Longueuil, Quebec, Canada, which is just east of Montreal...played soccer and volleyball as a child, before picking up baseball...graduated in 2015 from Edouard Montpetit HS in Montreal, the same school that graduated former All-Stars Eric Gagné and Russell Martin.
- Went on to play one season collegiately, at Seminole State Junior College in Central Oklahoma...hit .439 (90x205) with 14 doubles, 20 homers and 86 RBI in 55 games with Seminole State in 2016...was selected by Houston in the fifth round of the 2016 MLB Draft...signed by Astros scout Jim Stevenson.
- Abraham's parents are both from Venezuela and migrated to Quebec before he was born...they speak Spanish in their home, making Abraham trilingual in Spanish, French and English.
- Abraham's older brother by 12 years, Doug, played independent ball for Les Capitales de Quebec... Doug taught Abraham the game on a soccer field near their childhood home.
- Abraham is one of eight Canadians to play for the Astros and just the second position player, joining OF Terry Puhl, who played for the club from 1977-90.
- Is currently signed to a one-year contract for the 2021 season...was added to the Astros 40-man roster on Aug. 22, 2019.

- Became the eighth Canadian-born player to appear in a game for Houston, and the first since LHP Erik Bedard in 2013...was the first position player to appear in a game for the Astros since OF Terry Puhl (1977-80).
- Recorded his first Major League hit on Aug. 23 vs. LAA as part of a 2x4 game...posted his first-career RBI on Aug. 25 vs. LAA.
- Went 1x2 with three walks and his first-career Major League home run on Aug. 29 vs. TB...became the youngest Canadian-born player all-time with three walks and a home run in a single game, surpassing Russell Martin, who did so at 25 years of age on April 30, 2008 for the Dodgers.
- Hit a two-out, two-run homer in the 9th inning off RHP Ken Giles on Sept. 1 at TOR, snapping a 0-0 scoreless tie in what became RHP Justin Verlander's third-career no-hitter...was inserted into the starting lineup after Yuli Gurriel was scratched pregame with a left elbow contusion...also made the final out of the no-hitter, a 5-3 putout.
- Became the fifth Canadian-born player in MLB history to hit two home runs over his first eight MLB games, also Danny Klassen (3), Joey Votto, Brett Lawrie and Dave McKay.
- In 114 minor league games between Triple A Round Rock (16g) and Double A Corpus Christi (98g), hit .324 with 31 doubles, four triples, 17 homers, 80 RBI and a .938 OPS (.411 OBP/.527 SLG).
- Was a Double A Texas League Midseason and Postseason **ALL-STAR**...also named the Texas League Player of the Week for the week of May 6-12.
- Hit .424 in limited action at Triple A (16 games)... during his 16 games at Triple A, ranked among the top-three Pacific Coast League hitters in hits (28), batting average and OBP (.506)...recorded five hits on Aug. 8 while playing for Triple A Round Rock.

MINOR LEAGUES:

- Began his **2018** season at Class A Advanced Buies Creek, where he was named a Carolina League Midseason All-Star...also named the Carolina League Player of the Week on June 24...promoted to Double A Corpus Christi on July 6 and finished his season with the Hooks...combined to hit .247 (117x474) with 35 doubles, 16 home runs and 78 RBI in 133 games on the season...following the season, played in 19 games for Scottsdale in the Arizona Fall League, hitting .348 (23x66) with six doubles, two home runs, eight RBI and a 1.023 OPS...recorded 12 walks to his 12 strikeouts.
- Split his **2017** season between Class A Short-Season Tri-City and Class A Quad Cities, combining to hit .246 (59x240) with 11 doubles, 15 home runs, 33 RBI and an .859 OPS in 69 games.
- After completing his collegiate season, was selected by the Astros in the fifth round of the **2016** draft...signed on June 20.

ABRAHAM JOSUE TORO

Year	Team	AVG	G	AB	R	H	2B	3B	HR	RBI	BB	SO	SB	CS	OBP	SLG	SF	SH	HB	E
2016	Greenville (R)	.254	44	177	20	45	6	3	0	19	10	31	2	1	.301	.322	3	0	3	3
2017	Tri-City (A)	.292	32	106	21	31	8	0	6	16	19	21	1	3	.414	.538	0	0	3	2
	Quad Cities (A)	.209	37	134	25	28	3	2	9	17	21	30	2	0	.323	.463	1	0	2	3
2018	Buies Creek (A)	.257	83	296	54	76	20	1	14	56	45	62	5	1	.361	.473	3	0	5	8
	Corpus Christi (AA)	.230	50	178	16	41	15	2	2	22	17	46	3	3	.317	.371	1	0	6	5
2019	Corpus Christi (AA)	.306	98	376	65	115	22	4	16	70	48	77	4	1	.393	.513	3	0	8	6
	Round Rock (AAA)	.424	16	66	17	28	9	0	1	10	10	5	0	1	.506	.606	1	0	2	1
	HOUSTON	.218	25	78	13	17	3	2	2	9	9	19	1	1	.303	.385	1	0	1	2
2020	HOUSTON	.149	33	87	13	13	2	0	3	9	3	23	1	1	.237	.276	0	0	7	0
MINOR LEAGUE TOTALS		.273	360	1333	218	364	83	12	48	210	170	272	17	10	.365	.461	12	0	29	28
MAJOR LEAGUE TOTALS		.182	58	165	26	30	5	2	5	18	12	42	2	2	.269	.327	1	0	8	2

LEAGUE CHAMPIONSHIP SERIES RECORD

Year	Club/Opp	AVG	G	AB	R	H	2B	3B	HR	RBI	BB	SO	SB	CS	OBP	SLG	SF	SH	HB	E
2020	HOU/TB	-	1	0	0	0	0	0	0	0	1	0	0	0	1.000	-	0	0	0	0

TORO CAREER TRANSACTIONS

- Selected by Houston in the fifth round of the June 2016 draft.



TORO GAME HIGHS

Hits:	2 (7x) -- last, Sept. 1, 2020 vs. Texas
Home Runs:	1 (5x) -- last, Aug. 25, 2020 vs. Los Angeles (AL)
RBI:	3 (2x) -- last, Aug. 20, 2020 at Colorado
Stolen Bases:	1 (2x) -- last, Sept. 3, 2020 vs. Texas
Longest Hitting Streak:	4 -- Sept. 7-10, 2019
Career Grand Slams:	none

TORO CAREER FIELDING

YEAR	POSITION	PCT.	G	PO	A	E	TC	DP
2020	Third Base	1.000	14	9	22	0	31	3
	First Base	1.000	4	18	3	0	21	2
	Second Base	1.000	1	1	1	0	2	0
TOTALS	Third Base	.976	38	23	59	2	84	7
	First Base	1.000	5	22	3	0	25	3
	Second Base	1.000	1	1	1	0	2	0

TABLE OF CONTENTS



PLAYER DEVELOPMENT

2020 REVIEW

OPPONENTS

HISTORY AND RECORDS

SPRING TRAINING

MEDIA INFORMATION

MINUTE MAID PARK



NON-ROSTER INVITEE

JOJANSE TORRES

78

RHP

B/T	HEIGHT	WEIGHT
R/R	6'2"	184

Born: 8/4/95 in San Pedro de Macoris, DR
Opening Day Age: 25
Contract Status: Signed through 2021
Acquired: Signed as an undrafted free agent on April 24, 2018.
Resides: San Pedro de Macoris, DR
ML Service: 0.000

CAREER HIGHLIGHTS

- Right-handed starter with a triple-digit fastball enters his fourth professional season since being signed by Houston as an International free agent in April of 2018.
- Has posted eye-popping minor league numbers in his brief career, compiling a 13-2 record with two saves and a 1.86 ERA (28ER/135.2IP) in 37 games (18 starts) across two seasons (2018-19)...has struck out 155 in his 135.2 innings pitched while allowing just four home runs and a .193 opponent average.

MINOR LEAGUES:

- Began his **2020** season in minor league camp... added to the club's Player Pool for the season, pitched at Summer Camp and spent the remainder of the year at the club's alternate training site.
- Had one of the best minor league seasons among all Astros prospects in **2019**, combining to go 12-0 with a 1.71 ERA (18ER/94.2IP) in 24 games (10 starts) at two Class A levels...while pitching for Advanced A Fayetteville, earned Carolina Pitcher of the Week honors (July 22-28) after tossing a 7.0-inning complete game shutout on July 24 vs. Lynchburg, in which he allowed one hit, one walk and fanned eight...that shutout performance was part of an 18.0-innings scoreless streak, a franchise record for the Woodpeckers.

NOTES

- First name is pronounced: hoh-HAHN-say.
- Originally agreed to a professional deal with the Brewers in 2015, but that contract was voided... three years later and despite Torres' advanced age for an international prospect, the Astros signed Torres at the age of 22 out of the Dominican Republic...signed by Astros scout Roman Ocumarez.
- Houston has had success signing Dominican prospects in their 20's, including LHP Framber Valdez, who was 21 when the Astros signed him, and RHP Enoli Paredes, who was 20 at his signing.
- Was one of 13 Dominican players invited to Astros Spring Training, including eight pitchers.
- Received his first invite to Major League Spring Training this offseason...is signed to a minor league contract for the 2021 season.
- Debuted for the Dominican Summer League Astros in **2018**, making 13 appearances (eight starts) and posting a 2.20 ERA (10ER/41IP) with 48 strikeouts in 41.0 innings pitched.

JOJANSE TORRES

Year	Team	W	L	ERA	G	GS	CG	SHO	SV	IP	H	R	ER	HR	HB	BB	SO	WP	BK	AVG
2018	DSL Astros (R)	1	2	2.20	13	8	0	0	1	41.0	36	11	10	1	3	8	48	5	0	.232
2019	Quad Cities (A)	3	0	0.56	7	1	0	0	0	16.0	9	1	1	1	1	8	26	0	0	.161
	Fayetteville (A)	9	0	1.94	17	9	1	1	1	78.2	50	19	17	2	4	38	81	4	1	.178
2020 DID NOT APPEAR IN AN OFFICIAL GAME																				
MINOR LEAGUE TOTALS		13	2	1.86	37	18	1	1	2	135.2	95	31	28	4	8	54	155	9	1	.193

TORRES CAREER TRANSACTIONS

- Signed as an undrafted free agent on April 24, 2018.



KYLE TUCKER

Born: 1/17/97 in Tampa, FL

Opening Day Age: 24

Contract Status: Signed through 2021

Acquired: Selected in the first round (fifth overall) of the June 2015 draft.

Resides: Tampa, FL

ML Service: 1.079

30

OF

B/T	HEIGHT	WEIGHT
L/R	6'4"	214

TABLE OF
CONTENTS

TUCKER

PLAYER
DEVELOPMENT

2020 REVIEW

OPPONENTS

HISTORY
AND RECORDS

SPRING TRAINING

MEDIA INFORMATION

MINUTE MAID
PARK

CAREER HIGHLIGHTS

- Left-handed hitting outfielder has played in the Majors with Houston in each of the last three seasons (2018-20), combining to hit .244 (83x340) with 20 doubles, seven triples, 13 homers, 57 RBI and 14 stolen bases in 108 games.
- Had a breakout 2020 campaign, leading the Majors in triples (6), while leading the club in hits (56), RBI (42), steals (8), total bases (107) and extra-base hits (27)...also named a finalist among left fielders for the AL Gold Glove Award...tied for the AL lead in DRS by left fielders (3)... batted .306 (15x49) with a home run and six RBI in the **POSTSEASON**.
- Has played in 22 career **POSTSEASON** games, combining to hit .279 (17x61) with a double and six RBI...singled in the pinch in Game 1 of the 2019 World Series, became the seventh-youngest player in MLB history to record a hit as a pinch-hitter in a World Series game (22 years, 278 days).
- Entering the 2019 season, was ranked by MLB.com as the No. 5 prospect in baseball...would go on to have a huge minor league season, becoming the fifth player in the history of the Triple A Pacific Coast League to have a 30-homer, 30-stolen base season, as he notched 34 homers and 30 steals in 125 games with Triple A Round Rock.
- Is a two-time Astros Minor League Player of the Year Award winner, as he received the honor in 2017 and 2018...in 2018, was named the *Baseball America* Triple A Player of the Year, leading all Triple A hitters in OPS (.989) while posting a 20-homer, 20-stolen base season (24 HR, 20 SB)...in 2017, was one of 10 minor leaguers to reach at least 20 homers and 20 steals (25 HR, 21 SB).
- Started in right field at the 2017 SiriusXM **ALL-STAR** Futures Game, going 1x3 with an RBI...also named to the 2017 Arizona Fall League Rising Stars Game.
- Has been named an MiLB.com Organization **ALL-STAR** three times (2016-18)...was a 2019 Pacific Coast League Midseason and Postseason **ALL-STAR**, a 2018 Pacific Coast League Midseason **ALL-STAR** and a 2016 Midwest League Midseason **ALL-STAR**...received *Baseball America* Triple A **ALL-STAR** honors in 2018.

2020 SEASON:

- Made his first career **OPENING DAY** roster and had a breakout 2020 campaign, finishing his season leading the Majors in triples (6), while ranking tied for sixth in the AL in RBI (42).
- Led the Astros in hits (56), triples, RBI, stolen bases, total bases (107) and extra-base hits.
- Was named a finalist among left fielders for the AL Gold Glove Award...tied for the AL lead in Defensive Runs Saved by left fielders with three.
- Hit .309 (42x136) with seven doubles, five triples, eight home runs, 33 RBI and a .981 OPS (.371 OBP / .610 SLG) in his last 39 games.
- hit his first career walkoff homer off RHP Erik Swanson on Aug. 16 vs. SEA, the first walk-off homer of his career...at 23 years old and 212 days, became the 3rd-youngest Astros player to hit a walk-off home run in club history, behind only Eric Anthony (22 years old, 194 days) and Mark Bailey (22 years old, 256 days).

- Tripled in consecutive games on Aug. 19-20 at COL, totally three in those two contests...became the first Astros player to notch three triples in two games since Omar Moreno from July 14-15, 1983.
- Went 4x5 with two triples, one homer and four RBI on Aug. 19 at COL, tying his career high in hits and RBI...became the first player in Astros history to post two triples and a homer in the same game... at 23 years, 215 days old, became the youngest MLB player with two triples and a homer in a single game since Andruw Jones on June 2, 1998 at MIL.
- Also became one of 24 players in MLB history to post at least two triples, one HR and four RBI in a single game...only two players did so at a younger age: Hall of Famer Bill Dickey (23.089) on Sept. 3, 1930 and Specs Toporcer (23.095) on May 15, 1922.
- Recorded his sixth triple on Aug 29. vs. OAK in the Astros 33rd game of the season, the fastest player in club history to reach that mark.
- Hit .306 (15x49) with a HR and six RBI in the **POSTSEASON**...hit safely in his first eight postseason games...hit his only homer of the postseason in Game 5 of the ALCS (LHP Shane Bieber).

2019 SEASON:

- Had a strong 22-game stint in the Majors as a September call-up after spending the majority of the season at Triple A Round Rock...made 12 starts: seven in left field and five in right.
- Began the season at Triple A Round Rock...was recalled to Houston on Sept. 2 and was with the club through the remainder of the season.
- Hit his first-career homer and hit a game-tying RBI-single with two outs in the 12th on Sept. 5 vs. SEA.
- Went 4x4 with an RBI and two steals on Sept. 14 at KC, setting a career-high for hits in a game.
- Batted .167 (2x12) with three walks in nine **POSTSEASON** games, mostly as a pinch-hitter.
- Made his first career postseason start in Game 2 of the ALDS in right field, where he drew a walk.
- In Game 1 of the World Series, became the seventh-youngest player in MLB history to record a hit as a PH in a World Series game (22 years, 278 days).
- In 125 games at Triple A Round Rock, hit .266 with 26 doubles, three triples, 34 homers, 97 RBI, 30 stolen bases and a .909 OPS (.354 OBP/.555 SLG)...became the fifth player in Pacific Coast League history to put together a 30-homer, 30-stolen base season, joining Joc Pederson (2014), Frank Demaree (1934), Lefty O'Doul (1927) and Tony Lazzeri (1925)...was named to the Triple A Pacific Coast League Midseason and Postseason **ALL-STAR** teams...received PCL Player of the Month honors and Astros Player of the Month honors for May...on the season, led the PCL in stolen bases and ranked fifth in homers, tied for seventh in extra-base hits (63) and eighth in RBI.

2018 SEASON:

- Was named the Astros Minor League Player of the Year for the second consecutive season...also named the *Baseball America* Triple A Player of the Year and a *Baseball America* First Team Minor League **ALL-STAR**...earned Pacific Coast League Midseason **ALL-STAR** honors.
- Had a great Spring Training, hitting .409 (18x44) with five homers and 21 RBI as a non-roster invitee...began the season at Triple A Fresno.
- Was selected to the Major League roster on July 7 and made his MLB debut that night in a start in left field (1x4)...was the youngest active player in the American League when he made his debut (21.171)...became the fifth-youngest player in club history to record a hit and an RBI in his MLB debut, behind Carlos Correa (20 in 2015), Tom Wiedenbauer (20 in 1979), John Paciorek (18 in 1963) and Rusty Staub (19 in 1963).
- Went 2x4 with a double, three runs, a HBP and a steal on July 10 vs. OAK...became the fourth-youngest player in franchise history to have a game with at least three runs, multiple hits and a steal, behind Carlos Correa (2015), Jose Altuve (2011) and Cesar Cedeño (1972).
- Led all Triple A hitters in OPS and ranked third in batting average despite being the second-youngest player at the Triple A level...received two PCL Player of the Week awards (June 18-24; Aug. 20-26)...was named the PCL August Player of the Month and the Astros August Minor League Player of the Month...homered in three consecutive games from Aug. 6-9, and then homered in four consecutive games from Aug. 22-25, tallying six total home runs in that four-game span...also was named the Astros June Minor League Player of the Month.

MINOR LEAGUES:

- Named the Astros Minor League Player of the Year in **2017** after hitting .274 (127x464) with 33 doubles, 25 homers, 90 RBI, 21 steals and an .874 OPS (.346 OBP/.528 SLG) in 120 games between the Double A and Class A levels...was one of 10 players in all of minor league baseball to reach 20 homers and 20 steals on the season...at 20 years old, was the fifth-youngest position player in the Carolina League, and the second-youngest position player in the Texas League...began the season at Buies Creek and was named the Astros April Minor League Player of the Month...was promoted to Double A on May 30...represented the Astros at the SiriusXM All-Star Futures Game, starting in right field and going 1x3 with an RBI...was named an MiLB.com Organization All-Star...played for Mesa in the Arizona Fall League and was named an AFL Rising Star.



- Received Midwest League Midseason All-Star honors in **2016**, his first full minor league season... hit .285 (123x432) with 25 doubles, seven triples, nine homers, 69 RBI, 32 steals and a .360 on-base percentage in 117 games split between Class A Advanced Lancaster (16g) and Class A Quad Cities (101g)...was an MiLB.com Organization All-Star... began the year at Quad Cities and named the River Bandits May Player of the Month...received Midwest League Player of the Week honors for the week of Aug. 1-7.
- Made his pro debut in **2015**, hitting .246 (57x232) in 63 games with the GCL Astros (33g) and Greenville Astros (30g).

TABLE OF CONTENTS

TUCKER

PLAYER DEVELOPMENT

2020 REVIEW

OPPONENTS

HISTORY AND RECORDS

SPRING TRAINING

MEDIA INFORMATION

MINUTE MAID PARK

KYLE DANIEL TUCKER

Year	Team	AVG	G	AB	R	H	2B	3B	HR	RBI	BB	SO	SB	CS	OBP	SLG	SF	SH	HB	E
2015	GCL Astros (R)	.208	33	120	19	25	3	2	13	9	14	4	2	2	.267	.317	1	2	1	0
	Greenville (A)	.286	30	112	11	32	9	0	1	20	7	15	14	2	.322	.393	2	0	0	1
2016	Quad Cities (A)	.276	101	373	43	103	19	5	6	56	40	75	31	9	.348	.402	9	0	6	3
	Lancaster (A)	.339	16	59	13	20	6	2	3	13	10	6	1	3	.435	.661	0	0	0	0
2017	Buies Creek (A)	.288	48	177	31	51	12	4	9	43	24	45	13	5	.379	.554	2	0	3	2
	Corpus Christi (AA)	.265	72	287	39	76	21	1	16	47	22	64	8	4	.325	.512	3	0	5	1
2018	Fresno (AAA)	.332	100	407	86	135	27	3	24	93	48	84	20	4	.400	.590	6	1	2	1
	HOUSTON	.141	28	64	10	9	2	1	0	4	6	13	1	1	.236	.203	0	0	2	2
2019	Round Rock (AAA)	.266	125	463	92	123	26	3	34	97	60	116	30	5	.354	.555	5	0	6	1
	HOUSTON	.269	22	67	15	18	6	0	4	11	4	20	5	0	.319	.537	0	0	1	1
2020	HOUSTON	.268	58	209	33	56	12	6	9	42	18	46	8	1	.325	.512	1	0	0	1
	MINOR LEAGUE TOTALS	.283	525	1998	334	565	123	20	95	382	220	419	121	34	.356	.507	3	2	1	9
	MAJOR LEAGUE TOTALS	.244	108	340	58	83	20	7	13	57	28	79	14	2	.306	.459	1	0	3	4

WILD CARD SERIES RECORD

Year	Team/Opponent	AVG	G	AB	R	H	2B	3B	HR	RBI	BB	SO	SB	CS	OBP	SLG	SF	SH	HB	E
2020	HOU/MIN	.375	2	8	0	3	0	0	0	2	0	1	0	0	.375	.375	0	0	0	0

DIVISION SERIES RECORD

Year	Team/Opponent	AVG	G	AB	R	H	2B	3B	HR	RBI	BB	SO	SB	CS	OBP	SLG	SF	SH	HB	E
2019	HOU/TB	.000	2	4	0	0	0	0	0	0	1	2	0	0	.200	.000	0	0	0	0
2020	HOU/OAK	.412	4	17	3	7	0	0	0	2	0	0	0	0	.412	.412	0	0	0	0
	TOTALS	.333	6	21	3	7	0	0	0	2	1	2	0	0	.364	.333	0	0	0	0

CHAMPIONSHIP SERIES RECORD

Year	Team/Opponent	AVG	G	AB	R	H	2B	3B	HR	RBI	BB	SO	SB	CS	OBP	SLG	SF	SH	HB	E
2019	HOU/NYY	.250	2	4	0	1	0	0	0	0	0	2	0	0	.250	.250	0	0	0	0
2020	HOU/TB	.208	7	24	1	5	0	0	1	2	2	7	0	0	.259	.333	1	0	0	0
	TOTALS	.214	9	28	1	6	0	0	1	2	2	9	0	0	.258	.321	1	0	0	0

WORLD SERIES RECORD

Year	Team/Opponent	AVG	G	AB	R	H	2B	3B	HR	RBI	BB	SO	SB	CS	OBP	SLG	SF	SH	HB	E
2019	HOU/WSH	.250	5	4	2	1	0	0	0	2	3	1	0	0	.500	.250	0	0	0	0

TUCKER CAREER TRANSACTIONS

- Selected by Houston in the first round (fifth overall) of the June 2015 draft.

TUCKER GAME HIGHS

Hits: 4 (3x) -- last, Sept. 22, 2020 at Seattle
 Home Runs: 1 (13x) -- last, Sept. 17, 2020 vs. Texas
 RBI: 4 (2x) -- last, Aug. 19, 2020 at Colorado
 Stolen Bases: 2 -- Sept. 14, 2019 at Kansas City
 Longest Hitting Streak: 5 (2x) -- last, Sept. 15-19, 2020
 Career Grand Slams: none

TUCKER CAREER FIELDING

YEAR	POSITION	PCT.	G	PO	A	E	TC	DP
2020	Outfield	.989	47	89	2	1	92	1
TOTALS	Outfield	.980	89	141	5	3	149	1
	First Base	.929	4	12	1	1	14	1



JOSÉ URQUIDY

Born: 5/1/95 in Mazatlán, MEX

Opening Day Age: 25

Contract Status: Signed through 2021

Acquired: Signed as a non-drafted free agent on March 2, 2015.

Resides: Mazatlán, MEX

ML Service: 1.049

65

RHP

B/T	HEIGHT	WEIGHT
R/R	6'0"	219

CAREER HIGHLIGHTS

- Right-hander has pitched in parts of two Major League seasons with Houston, posting a 3-2 record with a 3.44 ERA (27ER/70.2IP) in 14 appearances (12 starts)...has allowed two or fewer earned runs in 12 of those 14 career appearances, including all five of his starts in 2020.
- Has extensive **POSTSEASON** experience despite making just 14 regular season appearances...has pitched in eight postseason games, making four starts, to a 1-1 record and a 2.81 ERA (8ER/25.2IP).
- Earned that one postseason win in Game 4 of the 2019 World Series at WSH, tossing 5.0 scoreless innings in Houston's 8-1 win...became the second Mexican-born starting pitcher to earn a win in the Fall Classic, joining LHP Fernando Valenzuela (1981).
- Is entering his seventh year in the Astros organization...in his minor league career, went 17-13 with a 3.37 ERA (121ER/323.1IP) and 351 strikeouts in 68 games (55 starts) from 2015-19...missed the entire 2017 season after undergoing Tommy John surgery.

2020 SEASON:

- Began the season on the Injured List due to a positive test for COVID-19...was quarantined in his home for over a month before registering the negative tests required to return to action...had to build back up strength and stamina after the layoff, delaying his return until Sept. 5.
- Upon his return, held the opposition to two runs-or-fewer in all five of his starts, which came in September...prior to Urquidy, the last Astros pitcher to begin a season by allowing two runs-or-fewer in each of his first five starts was Gerrit Cole in 2018.
- In September ranked tied for seventh in the American League in ERA and seventh in WHIP (1.01).
- Ended the season with a career-long streak of four consecutive quality starts.

2019 SEASON:

- Had an impressive nine-game showing in the Majors with Houston after making his MLB debut...allowed one run-or-fewer in each of his last four appearances of the season (1.50 ERA, 3ER/18IP).
- Became the first homegrown Mexican-born player to appear in a game for the Astros...became just the second Mexican-born pitcher to start a game for Houston, joining RHP Edgar Gonzalez, who started six games for the 2012 Astros.

NOTES

- Signed by the Astros as a 19-year old, non-drafted free agent out of Mazatlán, Sinaloa, Mexico on March 2, 2015...signed by Astros scouts Oz Ocampo, Carlos Alfonso and Raul Lopez.
- Formerly known as José Luis Hernandez, José began going by the last name of Urquidy, at the start of the 2019 season...Urquidy made the change in honor of his mother, Alma Urquidy, who raised him in Mazatlán, supported his baseball journey and prioritized his school, delaying his professional signing until the age of 19.
- Is one of 11 Mexican-born players to appear in at least one game for the Astros and is one of seven pitchers...joins RHP Humberto Castellanos as active Mexican players on the Astros 40-man roster.
- In 2019, became just the second Mexican-born pitcher to earn a win as a starter in the World Series joining LHP Fernando Valenzuela, who did so in 1981...that feat earned him a meeting with Mexican president Andres Manuel Lopez Obrador, who hosted him at his office in Mexico City.
- Was added to the 40-man roster on July 2, 2019, the date of his MLB debut...was left unprotected in the 2018 Rule 5 Draft, but went undrafted...has accumulated just over one year of service time across parts of two Major League seasons.

- Became the fifth player in MLB history from Mazatlan, Mexico, and the first since RHP Walter Silva appeared in six games for the Padres in 2009.
- Made his MLB debut on July 2 at COL, throwing 3.2 innings and allowing two runs in a 9-8 Astros win.
- Recorded his first-career Major League win on July 20 vs. TEX...pitched 7.0 innings of one-run ball, striking out nine with no walks and two hits allowed in the Astros 6-1 win over the Rangers.
- Struck out 17 batters while walking just one over his first three MLB starts (13IP)...marked the fewest walks over a player's first three starts in club history...also had the fewest walks over a pitcher's first four starts in club history (3).
- Struck out a career-high 10 batters over 5.0 innings of one-run ball on Sept. 11 vs. OAK...allowed just one hit...became the fourth Mexican-born pitcher in MLB history to record a start with 10+ strikeouts and one hit-or-fewer, joining Jaime García (4/14/16 vs. MIL), Oliver Pérez (7/7/02 at COL) and Francisco Córdova (7/12/97 vs. HOU).
- Made the Astros **POSTSEASON** roster for all three rounds, appearing in four games...went 1-0 with a 0.90 ERA (1ER/10IP) in four games (one start).
- Threw 1.2 scoreless innings, recording three strikeouts in Game 4 of the ALDS at TB in his postseason debut...earned his first career postseason hold in Game 6 of the ALCS vs. NYY, allowing one earned run over 2.1 innings, while striking out a career postseason-high five batters.
- Earned his first-career postseason win in Game 4 of the World Series...threw 5.0 scoreless innings, allowing two hits, while striking out four batters...became the third Mexican-born pitcher to earn a World Series win, joining RHP Aurelio Lopez (1984) and LHP Fernando Valenzuela (1981)...became the seventh rookie starter to post a scoreless start in the World Series in a 50-year span, joining RHP Walker Buehler (2018), RHP Yordano Ventura (2014), LHP Madison Bumgarner (2010), RHP Les Straker (1987) and RHP Gary Gentry (1969).
- In 20 combined games between Triple A Round Rock (13g) and Double A Corpus Christi (7g), went 7-5 with a 4.46 ERA (51ER/103IP), 21 walks and 134 strikeouts...at the time of his first MLB stint, was leading the Pacific Coast League in strikeouts per 9.0 innings (13.19) and ranked eighth in the PCL in ERA (min. 40IP).

MINOR LEAGUES:

- Had a strong **2018** season in his return from Tommy John surgery...went a combined 2-2 with a 2.35 ERA (15ER/57.1IP) and 48 strikeouts in 13 games (11 starts) at Class A Advanced Buies Creek (9g) and Class A Short Season Tri-City (4g)...did not begin his season until June 21 on a rehab assignment at Tri-City...moved up to Buies Creek for his final nine starts...ended the season by throwing 15.0 consecutive innings pitched without allowing an earned run...threw a 9.0-inning complete game on Aug. 25...struck out 10 batters over 6.0 shutout innings on Aug. 31, his final start of the season...pitched in two postseason games, allowing one run on four hits over 7.1 innings pitched against Winston-Salem...threw 3.0 relief innings in Buies Creek's 2-1 win over Potomac in the Carolina League Championship game.
- Missed the entire **2017** season while recovering from Tommy John surgery.
- Went 6-5 with a 2.94 ERA (41ER/125.1IP) and 127 strikeouts over 125.1 innings pitched between Class A Advanced Lancaster (7g) and Class A Quad Cities (17g) in **2016**...was a two-time Midwest League Pitcher of the Week (July 11-17, June 13-19)...named Quad Cities Pitcher of the Month in June...was promoted to Lancaster on July 25.
- In his first professional season of **2015**, pitched at Greeneville (6g) and Tri-City (5g), combining to go 2-1 with a 3.35 ERA (14ER/37.2IP) and 42 strikeouts in 11 games (5 starts).

JOSÉ LUIS URQUIDY

Year	Team	W	L	ERA	G	GS	CG	SHO	SV	IP	H	R	ER	HR	HB	BB	SO	WP	BK	AVG
2015	Greeneville (R)	1	1	2.11	6	3	0	0	1	21.1	16	5	5	0	0	4	25	3	0	.211
	Tri-City (A)	1	0	4.96	5	2	0	0	0	16.1	18	9	9	1	1	5	17	2	1	.290
2016	Quad Cities (A)	3	2	2.66	17	14	0	0	1	81.1	78	27	24	4	0	15	84	7	3	.248
	Lancaster (A)	3	3	3.48	7	7	2	1	0	44.0	47	19	17	5	0	9	43	3	1	.269
2017		Did not play (injury)																		
2018	Tri-City (A)	0	0	2.38	4	4	0	0	0	11.1	15	3	3	0	0	2	10	1	0	.313
	Buies Creek (A)	2	2	2.35	9	7	1	0	0	46.0	40	16	12	2	2	8	38	6	0	.234
2019	Corpus Christi (AA)	2	2	4.09	7	6	0	0	0	33.0	28	18	15	2	0	5	40	1	1	.222
	Round Rock (AAA)	5	3	4.63	13	12	0	0	0	70.0	67	37	36	15	1	16	94	2	0	.245
	HOUSTON	2	1	3.95	9	7	0	0	0	41.0	38	18	18	6	0	7	40	4	0	.241
2020	HOUSTON	1	1	2.73	5	5	0	0	0	29.2	22	9	9	4	1	8	17	0	0	.206
MINOR LEAGUE TOTALS		17	13	3.37	68	55	3	1	2	323.1	309	134	121	29	4	64	351	3	0	.211
MAJOR LEAGUE TOTALS		3	2	3.44	14	12	0	0	0	70.2	60	27	27	10	1	15	57	4	0	.226

WILD CARD SERIES RECORD

Year	Team/Opponent	W	L	ERA	G	GS	CG	SHO	SV	IP	H	R	ER	HR	HB	BB	SO	WP	BK	AVG
2020	HOU/MIN	0	0	2.08	1	1	0	0	0	4.1	2	1	1	0	0	2	3	0	0	.125

DIVISION SERIES RECORD

Year	Team/Opponent	W	L	ERA	G	GS	CG	SHO	SV	IP	H	R	ER	HR	HB	BB	SO	WP	BK	AVG
2019	HOU/TB	0	0	0.00	1	0	0	0	0	1.2	3	0	0	0	1	1	3	0	0	.429
2020	HOU/OAK	0	0	8.31	1	1	0	0	0	4.1	5	4	4	4	0	1	3	0	0	.278
TOTALS		0	0	6.00	2	1	0	0	0	6.0	8	4	4	4	1	2	6	0	0	.320

CHAMPIONSHIP SERIES RECORD

Year	Team/Opponent	W	L	ERA	G	GS	CG	SHO	SV	IP	H	R	ER	HR	HB	BB	SO	WP	BK	AVG
2019	HOU/NYY	0	0	3.38	1	0	0	0	0	2.2	3	1	1	1	0	1	5	0	0	.273
2020	HOU/TB	0	1	2.57	2	1	0	0	0	7.0	5	3	2	0	0	3	6	0	0	.192
TOTALS		0	1	2.79	3	1	0	0	0	9.2	8	4	3	1	0	4	11	0	0	.216

WORLD SERIES RECORD

Year	Team/Opponent	W	L	ERA	G	GS	CG	SHO	SV	IP	H	R	ER	HR	HB	BB	SO	WP	BK	AVG
2019	HOU/WSH	1	0	0.00	2	1	0	0	0	5.2	3	0	0	0	0	0	4	0	0	.150

URQUIDY CAREER TRANSACTIONS

- Signed by the Astros as a non-drafted free agent on March 2, 2015.
- On Injured List, July 12-Sept. 5, 2020 (COVID-19).

URQUIDY GAME HIGHS

Longest Winning Streak:	1 (3x) -- last, Sept. 15, 2020 vs. Texas
Longest Losing Streak:	1 (2x) -- last, Sept. 10, 2020 at Oakland
Strikeouts:	10 -- Sept. 11, 2019 vs. Oakland
Walks:	3 (2x) -- last, Sept. 10, 2020 at Oakland
Innings (starter):	7.0 (3x) -- last, Sept. 25, 2020 at Texas
Innings (relief):	4.0 -- Sept. 5, 2019 vs. Seattle
Low-Hit Game (CG):	none



FRAMBER VALDEZ

Born: 11/19/93 in Palenque, DR

Opening Day Age: 27

Contract Status: Signed through 2021

Acquired: Signed as a non-drafted free agent on March 18, 2015.

Resides: San Cristobal, DR

ML Service: 1.163

59

LHP

B/T	HEIGHT	WEIGHT
L/L	5'11	230

TABLE OF CONTENTS

VALDEZ

PLAYER DEVELOPMENT

2020 REVIEW

OPPONENTS

HISTORY AND RECORDS

SPRING TRAINING

MEDIA INFORMATION

MINUTE MAID PARK

CAREER HIGHLIGHTS

- Left-hander has gone 13-11 with a 4.19 ERA (83ER/178.1IP) and 178 strikeouts in 45 games (23 starts) in the Majors with Houston from 2018-20.
- Has been a groundball machine in his Major League career...owns a career 63% groundball percentage, which ranks as the best mark among Major Leaguers with at least 150 innings pitched from 2018-20.
- Has held left-handed hitters to a .202 batting average (35x173) and a .602 OPS during his time in the Majors...has allowed just one homer to a lefty.
- Named the Astros 2020 Pitcher of the Year by the Houston Chapter of the BBWAA...set career-highs in starts (10), quality starts (6) and strikeouts (76), and tied his career-high in innings pitched (70.2) despite the shortened season...among AL pitchers, ranked second in home runs per 9.0 innings (0.64), fifth in walks per 9.0 innings (2.04, 16BB), sixth in innings pitched (70.2), eighth in strikeouts (76), and eighth in strikeouts per 9.0 innings (9.68)...also led the Majors in groundball to flyball ratio (3.56) and groundball rate (60%).
- Was dominant in the 2020 **POSTSEASON**, going 3-1 with a 1.88 ERA (5ER/24IP) and 26 strikeouts in four games (three starts)...earned wins in each round, Game 1 of the Wild Card Series at MIN, Game 2 of the ALDS vs. OAK and Game 5 of the ALCS vs. TB.
- Made his MLB debut on Aug. 21, 2018 at SEA (0ER/4.1IP), earning the win, and followed that up by winning his first MLB start on Aug. 26, 2018 at LAA (1ER/5IP)...became the fifth pitcher in club history to earn a win in his first two MLB appearances...also Bill Dawley (1983), Mark Lemongello (1976), J.R. Richard (1971) and Don Wilson (1966-67).
- Named a Double A Texas League **ALL-STAR** in 2018 before being promoted midseason...finished the season ranking third in the league in strikeouts, with 120 in his 94.1 innings pitched.
- While he was not a member of Major League Spring Training camp in 2017, he did impress in five Spring Training games with the Astros as a minor league call-up...struck out seven batters in his 7.0 innings with the Major League club in 2017 Spring Training...pitched in the Arizona Fall League in 2017, going 1-1 with a 3.20 ERA (7ER/19.2IP) and 14 strikeouts in six starts for the Mesa Solar Sox.

NOTES

- Was signed by the Astros as a 21-year-old non-drafted free agent out of the Dominican Republic on March 18, 2015...at 21-years old, Valdez was five years older than most amateur free agent signees from the Dominican Republic...according to Valdez, other teams had been skeptical of potential arm issues and didn't want to take a chance on him because of his age.
- Valdez began pitching at the age of 16 and had interest from scouts within a couple years of his conversion...by the age of 21, Valdez was finally seen by the Astros at a workout staged by an independent trainer in Guayacanes, DR, a small town just west of San Pedro de Macaris...after seeing him throw just a handful of pitches, the Astros invited him to throw at their Dominican Academy and promptly signed him following that tryout...signed by Astros scouts Oz Ocampo, Tom Shafer, Roman Ocumarez and David Brito.
- Uses his curveball on 33% of his pitches, registering most of his strikeouts on the breaker, which checks in with a spin rate in the 96th percentile of all Major League curves...he learned the pitch from fellow Dominican and former Brewers prospect Angel Ventura, who pitched in parts of eight minor league seasons (2011-19) with the club...Ventura's curveball was nicknamed "The Ax".
- Spent his 2019-20 offseason focused on the mental aspect of the game, adopting the mantra "attitude above everything"...he credits this thought process in his improvements made to his focus, composure and on-field body language.
- Added to the Astros Major League roster in September of 2018...has used one of his three option years...is playing on a one-year contract for the 2021 season.

2020 SEASON:

- Had a breakout season, ranking as one of the top pitchers in the AL...was named the Astros Pitcher of the Year by the Houston Chapter of the BBWAA.
- Among AL pitchers, ranked second in home runs per 9.0 innings (0.64), fifth in walks per 9.0 innings (2.04, 16BB), sixth in innings pitched (70.2), eighth in strikeouts (76), and eighth in strikeouts per 9.0 innings (9.68)...led the Majors in groundball to flyball ratio (3.56) and groundball rate (60%)...generated 114 ground balls, the most in the AL...ranked seventh in MLB and third in the AL in FIP, per Stats Inc. (2.83).
- Was one of baseball's most efficient pitchers, as he ranked fourth in the Majors in fewest pitches per inning (14.8), behind Adam Wainwright (14.2), Kyle Hendricks (14.3), and Kenta Maeda (14.8).
- Averaged 2,982 rpm on his curveball, giving him the 10th-highest spin rate among all MLB curves.
- Set career-highs in starts (10), quality starts (6) and strikeouts (76), and tied his career-high in innings pitched (70.2) despite the shortened season.
- Over his 10 starts, went 5-3 with a 3.92 ERA (28ER/64.1IP) and 68 strikeouts...tossed 6.1 scoreless innings as a reliever (one outing).
- Posted a career-best 5.6% walk rate, the fifth-best mark in the Majors, as he walked just 16 of 288 batters faced...posted a 15.6% walk rate in his 2018 rookie season, and a 13.4% walk rate in 2019.
- Made the Astros **OPENING DAY** roster for the second consecutive year...started Houston's fifth game of the season.
- Tossed 6.1 innings of relief, allowing one unearned run in Houston's 6-5 extra innings victory on Aug. 2 at LAA...was the longest relief appearance by an Astros pitcher since Shane Reynolds tossed 7.0 innings of relief on July 17, 1994 at PIT.
- On Aug. 24 vs. LAA, recorded his first-career double-digit strikeout game, as he fanned 11 Angels hitters in 7.0 innings of work...finished all 11 of his strikeouts with his curveball, the fifth-most that any pitcher has gotten on curveballs in one game since the 2008 season.
- Was one of the AL's best pitchers in August, posting a 3-1 record with a 1.85 ERA (7ER/34IP) and 38 strikeouts across five games (four starts)...among AL pitchers in August, ranked third in ERA, seventh in strikeouts and tied for sixth in wins.
- On Sept. 17 vs. TEX, struck out 11 batters for the second time on the season...became the sixth lefty in Astros history to have multiple 11-strikeout games in the same season, joining Dallas Keuchel (4g in 2015), Wandy Rodriguez (2g in 2011 and 2009), Randy Johnson (6g in 1998), Denny Lemaster (2g in 1969) and Mike Cuellar (3g in 1967, 2g in 1966).
- Was dominant in the **POSTSEASON**, going 3-1 with a 1.88 ERA (5ER/24IP), 10 walks and 26 strikeouts in four games (3 starts).
- Made his postseason debut in Game 1 of the Wild Card Series at MIN...earned the win in relief after finishing the game with 5.0 scoreless innings...gave up just two hits and two walks with five strikeouts...became the 13th pitcher in MLB history to finish a postseason game with 5.0+ scoreless relief innings, and the first to do it since Madison Bumgarner ended Game 7 of the 2014 World Series at KC with 5.0 scoreless relief innings...became the first AL pitcher to do this since Pedro Martinez in Game 5 of the 1999 ALDS at CLE...became the fourth pitcher in MLB history finish a game with 5.0+ scoreless frames in his postseason debut, joining Joe Price (1987 NLCS Game 5), George Frazier (1981 ALCS Game 2) and Moe Drabowsky (1966 World Series Game 1).
- Pitched Houston to a 5-2 win in Game 2 of the ALDS at Dodger Stadium in what was his first-career postseason start...tossed 7.0 innings of two-run ball, allowing five hits and one walk with four strikeouts on 103 pitches...became the second Dominican-born pitcher in Astros history to start a postseason game, joining Jose Lima (Game 2 of the 1999 NLDS at ATL).
- Started Game 1 of the ALCS at TB...at 26 years, 327 days old, became the third-youngest pitcher in franchise history to start Game 1 of a postseason series...the only two to do so at a younger age were Wade Miller (25 years, 26 days old) in Game 1 of the 2001 NLDS vs. ATL and Brandon Backe (26 years, 191 days old) in Game 1 of the 2004 NLCS at STL.
- Struck out nine batters in Game 6 of the ALCS at TB, leading Houston to a 7-4 win (1ER/6IP).

2019 SEASON:

- Began the season on the Astros **OPENING DAY** roster, but ended up splitting the season between Houston and Triple A Round Rock.
- Made eight starts with Houston, going 2-4 with a 7.07 ERA (28ER/35.2IP)...in his 18 relief outings, went 2-3 with a 4.63 ERA (18ER/35IP).
- In six games in April, posted a 2.89 ERA (3ER/9.1IP) with 10 strikeouts.
- Dominated Triple A hitters, posting a 3.25 ERA (16ER/44.1IP) with 69 strikeouts and a .185 opponent batting average in 10 games (seven starts)...recorded three double-digit strikeout games with Round Rock...struck out a career-high 13 batters in 6.2 innings on Aug. 12 at Albuquerque.



2018 SEASON:

- Made his Major League debut in August and dazzled over the final two months of the season.
- Among MLB rookies with at least 30.0 innings pitched, ranked first in groundball rate, second in ERA and sixth in opponent batting average (.175)... generated groundballs at an extremely high rate, posting a 70.3% groundball rate and a 4.27 groundball to flyball ratio.
- Was successful as both a starter and a reliever... went 2-1 with a 2.59 ERA (7ER/24.1IP) and 20 strikeouts in his five starts, and 2-0 with a 1.42 ERA (2ER/12.2IP) in three relief appearances
- Left-handed hitters went just 4x32 (.125) with no extra-base hits against him.
- Began the season at Double A Corpus Christi... was promoted to Triple A Fresno on Aug. 8...was selected to the Major League roster on Aug. 21.
- Made his MLB debut on Aug. 21 at SEA, tossing 4.1 innings of relief...allowed one unearned run on two hits, striking out four while leading the Astros to a 3-2 win...earned his first Major League victory... became the fifth pitcher in club history to throw 4.1+ relief innings in a MLB debut, and just the second to do so while recording a win, joining Don Wilson, who threw 6.0 innings and got the win in his debut on Sept. 29, 1966 at CIN.
- Made his first Major League start on Aug. 26 at LAA and tossed 5.0 innings, allowing one run on two hits with three walks and three strikeouts in the Astros 3-1 win...got his second Major League victory and first as a starter...became the fifth pitcher in franchise history to earn a win in his first two Major League appearances...also Bill Dawley (1983), Mark Lemongello (1976), J.R. Richard (1971) and Don Wilson (1966-67).
- Became the first pitcher in Astros history to go 4.0+ innings pitched while allowing one run or fewer in each of his first four career appearances in the Major Leagues...also became the sixth pitcher in MLB history to start a career like this, joining Fernando Valenzuela (7g in 1981), Cliff Markle (5g from 1915-16), Kenta Maeda (4g in 2016), Cody Anderson (4g in 2015) and Drew Smyly (4g in 2012).
- Became the second pitcher in franchise history to allow two hits or fewer in each of his first two starts in the Majors, joining Taylor Buchholz (2006).
- On Sept. 23 vs. LAA, provided the Astros with 6.0 innings of one-run ball, striking out nine in relief... became the first Astros pitcher to strike out nine batters in a relief appearance since Jerry Reuss fanned 10 batters in 7.1 relief innings on Sept. 22, 1972 vs. CIN...24-year-old also became the youngest left-handed pitcher to strike out nine batters in a relief appearance since a 23-year-old Johan Santana struck out nine batters in 4.1 innings of relief innings on Sept. 2, 2002.
- In 22 combined games (14 starts) between Double A Corpus Christi (20g) and Triple A Fresno (2g), went 6-5 with a 4.11 ERA (47ER/103IP) and 129 strikeouts...prior to his promotion to Triple A, was ranking second in the Texas League in strikeouts with 120...was a Double A Texas League Midseason **ALL-STAR**...named the Astros Minor League Pitcher of the Month for July.

MINOR LEAGUES:

- Went a combined 7-8 with a 4.16 ERA (51ER/110.1IP) and 126 strikeouts in 25 games (18 starts) between Double A Corpus Christi (12g) and Class A Advanced Buies Creek (13g) in **2017**...impressed in five Spring Training games with the Astros as a minor league call-up, striking out seven batters in 7.0 innings... pitched in the Arizona Fall League in 2017, going 1-1 with a 3.20 ERA (7ER/19.2IP) and 14 strikeouts in six starts for the Mesa Solar Sox.
- Pitched at four levels in the Astros system in **2016**, combining to go 4-5 with a 3.19 ERA (26ER/73.1IP) and 79 strikeouts...began the year at Rookie Level Greeneville and was named the Appalachian League Pitcher of the Week (June 27-July 3).
- Began his professional career in **2015** with the Dominican Summer League Astros, going 4-1 with a 3.68 ERA (15ER/36.2IP) and 36 strikeouts in 16 games.

FRAMBER VALDEZ PINALES

Year	Team	W	L	ERA	G	GS	CG	SHO	SV	IP	H	R	ER	HR	HB	BB	SO	WP	BK	AVG
2015	DSL Astros Blue (R)	4	1	3.68	16	0	0	0	3	36.2	36	19	15	1	2	17	36	9	1	.259
2016	Greeneville (R)	1	0	1.69	2	2	0	0	0	10.2	7	2	2	0	1	3	15	0	1	.179
	Tri-City (A)	2	1	3.74	5	2	0	0	0	21.2	22	10	9	0	2	7	28	1	0	.259
	Quad Cities (A)	1	3	3.06	6	6	1	0	0	35.1	31	15	12	1	1	11	35	2	0	.244
	Lancaster (A)	0	1	4.76	1	1	0	0	0	5.2	8	5	3	0	0	2	1	0	0	.333
2017	Buies Creek (A)	2	3	2.79	13	9	0	0	1	61.1	41	24	19	3	3	29	73	6	1	.185
	Corpus Christi (AA)	5	5	5.88	12	9	0	0	0	49.0	60	33	32	4	5	23	53	3	1	.306
2018	Corpus Christi (AA)	4	5	4.10	20	13	0	0	1	94.1	92	47	43	7	4	29	120	1	2	.256
	Fresno (AAA)	2	0	4.15	2	1	0	0	0	8.2	8	4	4	0	1	3	9	0	0	.250
	HOUSTON	4	1	2.19	8	5	0	0	0	37.0	22	10	9	3	4	24	34	5	0	.175
2019	HOUSTON	4	7	5.86	26	8	0	0	0	70.2	74	51	46	9	4	44	68	4	1	.267
	Round Rock (AAA)	5	2	3.25	10	7	0	0	1	44.1	29	18	16	3	4	17	69	5	2	.185
2020	HOUSTON	5	3	3.57	11	10	0	0	0	70.2	63	32	28	5	5	16	76	6	1	.240
	MINOR LEAGUE TOTALS	26	21	3.79	87	50	1	0	6	367.2	334	177	155	19	23	141	439	27	8	.242
	MAJOR LEAGUE TOTALS	13	11	4.19	45	23	0	0	0	178.1	159	93	83	17	13	84	178	15	2	.239

WILD CARD SERIES RECORD

Year	Team/Opponent	W	L	ERA	G	GS	CG	SHO	SV	IP	H	R	ER	HR	HB	BB	SO	WP	BK	AVG
2020	HOU/MIN	1	0	0.00	1	0	0	0	0	5.0	2	0	0	0	0	2	5	0	0	.125

DIVISION SERIES RECORD

Year	Team/Opponent	W	L	ERA	G	GS	CG	SHO	SV	IP	H	R	ER	HR	HB	BB	SO	WP	BK	AVG
2020	HOU/OAK	1	0	2.57	1	1	0	0	0	7.0	5	2	2	2	0	1	4	0	0	.217

CHAMPIONSHIP SERIES RECORD

Year	Team/Opponent	W	L	ERA	G	GS	CG	SHO	SV	IP	H	R	ER	HR	HB	BB	SO	WP	BK	AVG
2020	HOU/TB	1	1	2.25	2	2	0	0	0	12.0	7	3	3	1	0	7	17	0	0	.171

VALDEZ CAREER TRANSACTIONS

- Signed as a non-drafted free agent on March 18, 2015.

VALDEZ GAME HIGHS

Longest Winning Streak:	3 -- Aug. 14-24, 2020
Longest Losing Streak:	4 -- June 20-July 15, 2019
Strikeouts:	11 (2x) -- last, Sept. 17, 2020 vs. Texas
Walks:	6 -- Sept. 6, 2019 vs. Seattle
Innings (starter):	7.2 -- Aug. 19, 2020 at Colorado
Innings (relief):	6.1 -- Aug. 2, 2020 at Los Angeles (AL)
Low-Hit Game (CG):	none



NON-POSTER INVITEE

HECTOR VELÁZQUEZ

Born: 11/26/88 in Ciudad Obregon, MX

Opening Day Age: 32

Contract Status: Signed through 2021

Acquired: From Baltimore in exchange for a PTBNL (RHP Miguel Padilla) on July 29, 2020.

Resides: Ciudad Obregon, MX

ML Service: 2.017

76

RHP

B/T	HEIGHT	WEIGHT
R/R	6'0"	218

TABLE OF CONTENTS

VELÁZQUEZ

PLAYER DEVELOPMENT

2020 REVIEW

OPPONENTS

HISTORY AND RECORDS

SPRING TRAINING

MEDIA INFORMATION

MINUTE MAID PARK

CAREER HIGHLIGHTS

- Veteran starter/reliever is entering his first full season in the Astros organization after being acquired via trade in July of 2020.
- Has made 89 career Major League appearances (19 starts), all coming with the Red Sox from 2017-19...owns a career 11-7 record and a 3.90 ERA (72ER/166IP)...in his 70 career relief appearances, has gone 8-1 with a 2.99 ERA (33ER/99.1IP).
- Pitched for the Major League All-Star team in the six-game Japan All-Star Series in November of 2018.
- Posted a 10-game winning streak that spanned parts of the 2017-18 seasons...in the run, went 10-0 with a 2.05 ERA (17ER/74.2IP) over 38 appearances (five starts) from June 14, 2017-July 30, 2018.
- Had a successful seven-year career (2010-16) in the Mexican League, compiling a 43-29 record and a 3.76 ERA (287ER/687.1IP) in 136 games (120 starts)...debuted for Campeche in 2010 and earned the league's Rookie of the Year honors...went on to pitch six total seasons for Campeche (2010-15) and one in Monclava (2016) before the move to the Majors.

2020 SEASON:

- Had a roundabout 2020 season which began in Major League Spring Training with the Red Sox.
- Appeared in two Spring Training games before being designated for assignment on March 5...claimed off waivers by Baltimore on March 8...reported to the Orioles Summer Camp before being optioned on July 14 and then assigned to the Orioles alternate training site on July 17.
- Outrighted on July 24 and traded to Houston on July 29...spent the remainder of the season at the Astros alternate training site.
- Returned to Mexico and pitched in the Mexican Winter League in the offseason, posting a 1.62 ERA (3ER/16.2IP) in four starts...got one start in the Caribbean Series (1ER/4.2IP).

2019 SEASON:

- Made the Red Sox **OPENING DAY** roster for the second consecutive year.
- Posted a 6.95 ERA in eight starts (17ER/22IP) and a 4.46 ERA in 26 relief appearances (17ER/34.1IP)...seven of his first 13 MLB appearances were as a starter, but 20 of his remaining 21 came in relief.
- Had an up and down season, making two stints on the Injured List and being optioned twice to Triple A Pawtucket...pitched in 12 games for the Paw Sox, all in relief, posting a 3.31 ERA (6ER/16.1IP).

2018 SEASON:

- Made his first career **OPENING DAY** roster and spent the entire season with the Major League club.
- Following the season, pitched for the MLB team in the Japan All-Star Series...made his lone appearance on Nov. 14 against Samurai Japan, throwing 2.0 innings.
- Also pitched in an exhibition game against the Yomiuri Giants on Nov. 18 at the Tokyo Dome...started that game and earned the win, a 9-6 victory for the MLB All-Stars.

NOTES

- Began his professional career in 2010 as a 21-year old in the Mexican League...pitched seven seasons (2010-16) in Mexico before signing with the Red Sox in February of 2017.
- Became just the seventh Mexican-born player to appear in a game for the Red Sox...joins a Houston roster, that also carries fellow-countryman José Urquidy...the Astros have had 11 Mexican-born players appear in a game in their club's history.
- After pitching parts of three seasons (2017-19) with Boston was claimed off waivers by Baltimore on March 8, 2020...pitched in Summer Camp for the O's before being outrighted on July 24.
- Acquired by Houston from Baltimore on July 29, 2020, in exchange for a player to be named later...that PTBNL was named as minor league RHP Miguel Padilla on Nov. 16, 2020.
- Is currently signed to a minor league contract for the 2021 season.

2017 SEASON:

- Made his U.S. debut and spent most of that season with Triple A Pawtucket...made his MLB debut with eight apps. (three starts) over five stints in Boston.
- Allowed six earned runs in 5.0 innings in his ML debut on May 18 at OAK in a start...went 3-0 with a 0.92 ERA (2ER/19.2IP) in his remaining MLB games that season.
- Did not allow a run in relief (10.1 IP).
- Became the only Boston pitcher since 1920 to earn a win in each of his first three career relief appearances, doing so on June 14 at PHI, June 18 vs. TOR, and Sept. 5 vs. TOR.

FOREIGN LEAGUES:

- In seven seasons in the Mexican League with Campeche (2010-15) and Monclova (2016), went 43-29 with a 3.76 ERA (287ER/687.1IP) in 136 apps. (120 starts).
- Tabbed the 2010 Mexican League Rookie of the Year.
- Pitched in the Mexican Pacific Winter League following each season from 2010-18 and then from 2019-21...named the league's Pitcher of the Year for the 2013-14 and 2016-17 seasons.
- Led the Mexican Pacific Winter League in wins (9), strikeouts (87), and winning percentage (.750) during the 2016-17 season...also led the league in wins (8) in the 2013-14 season.
- Also made two starts for Mexico in the 2016-17 Caribbean Series...earned the win on Feb. 2, 2017 vs. the Dominican Republic...pitched 6.0 shutout innings in the championship game vs. Puerto Rico on Feb. 7, 2017, a 1-0, 10-inning loss.

PERSONAL:

- Hector and his wife, Asamary Osobampo, have two sons, Hector Emilio (born May 2015) and Josue Mateo (born December 2018).

HECTOR VELÁZQUEZ

Year	Team	W	L	ERA	G	GS	CG	SHO	SV	IP	H	R	ER	HR	HB	BB	SO	WP	BK	AVG
2010	Campeche (MEX)	6	4	2.93	29	14	1	1	0	92.0	84	33	30	6	4	39	50	6	0	.255
2011	Campeche (MEX)	1	1	4.71	5	5	0	0	0	21.0	25	11	11	1	1	13	20	2	1	.305
2012	Campeche (MEX)	11	7	4.40	19	19	0	0	0	104.1	111	55	51	14	6	32	79	7	0	.276
2013	Campeche (MEX)	3	5	4.19	22	22	0	0	0	124.2	147	65	58	17	7	39	91	8	0	.300
2014	Campeche (MEX)	11	7	4.10	21	21	0	0	0	118.2	120	59	54	11	10	39	98	6	0	.267
2015	Campeche (MEX)	6	4	4.44	18	17	0	0	0	95.1	98	54	47	10	9	35	70	5	0	.275
2016	Monclova (MEX)	5	1	2.47	22	22	1	1	0	131.1	115	43	36	8	2	16	120	8	0	.236
2017	Pawtucket (AAA)	8	4	2.21	19	19	0	0	0	102.0	78	27	25	7	2	24	79	0	0	.213
	BOSTON	3	1	2.92	8	3	0	0	0	24.2	21	8	8	4	0	7	19	0	0	.236
2018	BOSTON	7	2	3.18	47	8	0	0	0	85.0	97	35	30	7	3	26	53	4	0	.290
	Pawtucket (AAA)#	0	0	0.00	1	0	0	0	0	1.0	0	0	0	0	0	0	1	0	0	.000
2019	BOSTON	1	4	5.43	34	8	0	0	0	56.1	58	40	34	7	3	28	49	2	0	.275
	Lowell (A)	0	0	0.00	1	1	0	0	0	1.0	1	0	0	0	0	0	2	0	0	.333
	Pawtucket (AAA)	0	0	3.31	12	0	0	0	1	16.1	11	6	6	3	0	11	14	1	0	.200
DID NOT APPEAR IN AN OFFICIAL GAME																				
2020																				
FOREIGN (7 SEASONS)		43	29	3.76	136	120	2	2	0	687.1	700	320	287	67	39	213	528	42	1	.269
MINOR LEAGUE TOTALS		8	4	2.32	33	20	0	0	1	120.1	90	33	31	10	2	35	96	1	0	.209
MAJOR LEAGUE TOTALS		11	7	3.90	89	19	0	0	0	166.0	176	83	72	18	10	61	121	6	0	.277
# Rehab Assignment																				

VELÁZQUEZ CAREER TRANSACTIONS

- Signed by Boston as a non-drafted free agent on Feb. 18, 2017.
- On Injured List, May 14-23, 2018 (low back strain).
- On Injured List, May 30-June 16, 2019 (low back strain).
- On Injured List, June 19-28, 2019 (low back strain).
- Claimed off waivers by Baltimore on March 8, 2020.
- Acquired by Houston from Baltimore in exchange for a player to be named later (RHP Miguel Padilla) on July 29, 2020.

VELÁZQUEZ GAME HIGHS

Longest Winning Streak:	10 -- June 14, 2017-July 30, 2018
Longest Losing Streak:	4 -- Aug. 19, 2018-April 23, 2019
Strikeouts:	5 (3x) -- last, April 23, 2019 vs. Detroit
Walks:	4 -- April 15, 2019 vs. Baltimore
Innings (starter):	5.2 -- April 1, 2018 at Tampa Bay
Innings (relief):	4.0 (2x) -- last, June 18, 2019 at Minnesota
Low-Hit Game (CG):	none



JUSTIN VERLANDER

Born: 2/20/83 in Manakin Sabot, VA

Opening Day Age: 38

Contract Status: Signed through 2021

Acquired: From Detroit along with a PTBNL (OF Juan Ramirez) in exchange for OF Daz Cameron, RHP Franklin Perez and C Jake Rogers on Aug. 31, 2017.

Resides: Beverly Hills, CA

ML Service: 15.002

35

RHP

B/T	HEIGHT	WEIGHT
R/R	6'5	235

TABLE OF
CONTENTS

VERLANDER

PLAYER
DEVELOPMENT

2020 REVIEW

OPPONENTS

HISTORY
AND RECORDS

SPRING TRAINING

MEDIA INFORMATION

MINUTE MAID
PARK

CAREER HIGHLIGHTS

- The eight-time **ALL-STAR** (2007, 2009-13, 2019), 2011 and 2019 AL Cy Young Award winner, 2017 ALCS MVP, 2011 AL MVP and 2006 AL Rookie of the Year has pitched 16 seasons in the Majors with Detroit (2005-17) and Houston (2017-20).
- Owens a career 226-129 (.637) record with a 3.33 ERA (1105ER/2988IP), 26 complete games, nine shutouts and 3,013 strikeouts in 454 starts...ranks 67th all-time in career wins...is one of 18 pitchers in MLB history to reach 3,000 strikeouts...is one of seven pitchers in MLB history to record 200+ strikeouts in at least nine separate seasons.
- Became the 21st pitcher in MLB history to win multiple Cy Young awards...won the award with the Astros in 2019 and the Tigers in 2011...is one of two pitchers in MLB history to have won the MVP, Cy Young and Rookie of the Year award, joining Don Newcombe...is the only pitcher to have won an MVP, Rookie of the Year and multiple Cy Young awards.
- Is one of six pitchers in Major League history with three career no-hitters...also RHP Nolan Ryan (7), LHP Sandy Koufax (4), RHP Bob Feller (3), RHP Cy Young (3) and RHP Larry Corcoran (3)...Verlander's first two no-hitters came with the Tigers (June 12, 2007 vs. MIL and May 7, 2011 vs. TOR), while his third came with the Astros (Sept. 1, 2019 at TOR).
- Is one of 22 pitchers to be named to at least eight **ALL-STAR** teams...started the 2019 and 2012 All-Star Games, becoming the 33rd pitcher in MLB history to start multiple All-Star Games.
- Has gone 14-11 (.560) with a 3.40 ERA (71ER/187.2IP) and 205 strikeouts in 31 career **POSTSEASON** appearances (30 starts)...ranks tied for third in wins and has the second-most strikeouts all-time in the MLB postseason history...in three seasons with Houston, is already the club's all-time leader in postseason wins (7) and strikeouts (93)...is 8-1 with a 2.52 ERA (21ER/75IP) in 13 career games in the Division Series, giving him the most Division Series wins in MLB history.
- Has won five AL Pitcher of the Month awards (May 2009, June 2011, September 2012, July 2016, May 2018) and one AL Rookie of the Month award (May 2006)...is a nine-time AL Player of the Week award winner (May 28, 2006, June 17, 2007, May 8, 2011, June 19, 2011, Sept. 18, 2011, Sept. 30, 2012, April 15, 2018, Sept. 16, 2018, Sept. 1, 2019)...owns the fourth-most Player of the Week awards by a pitcher since the award's inception in 1973, trailing only Nolan Ryan (13), Roger

NOTES

- Graduated from Goochland High School (VA) in 2001...posted a 0.38 ERA with 144 strikeouts in 72.0 innings his senior year.
- Went on to star at Old Dominion University, where he pitched three years (2002-04), posting a 2.57 ERA with 427 strikeouts in his collegiate career...is the all time strikeout leader in ODU history and in Virginia baseball history...had his jersey No. 35 retired by ODU in 2010 and was inducted into the ODU Sports Hall of Fame in 2012.
- Saw action with Team USA during the summer of 2003, and helped lead the club to the silver medal at the Pan American Games.
- Selected by Detroit with the second overall pick in the first round of the 2004 draft...was passed over by the Padres, who selected SS Matt Bush first overall...signed by Tigers scout Bill Buck.
- IN THE COMMUNITY:** Has been heavily involved in his communities off the field throughout his career, focusing on humane societies and veterans...in 2019, he and his wife, Kate, launched the program Adopt. Rescue. Heal. through the Wins for Warriors Foundation...the program rescues dogs from animal shelters and then trains them as service animals for military families in need.
- Following Hurricane Harvey in 2018, he and the Wins for Warriors Foundation launched a grant-making program to provide financial assistance to military and veteran families impacted by the hurricane...he personally donated \$100,000 towards starting the fund, and committed his entire playoff share to Wins for Warriors...the Astros Foundation also matched the grants awarded up to \$100,000.
- While in Detroit, was the recipient of the Bob Feller Act of Valor Award in 2013 for his dedication to service men and women...was also the Tigers nominee for the 2014 Roberto Clemente Award.
- Acquired by Houston in a five-player deal on Aug. 31, 2017...signed a contract extension on March 24, 2019 that will keep him in Houston through 2021.

Clemens (11) and Randy Johnson (10).

- Began his Astros career by going 9-0 in his first nine games with the club (five regular season, four postseason)...posted a 1.23 ERA (8ER/58.2IP) and 67 strikeouts in that span, which included wins in Games 1 and 4 of the ALDS vs. BOS, and Games 2 and 6 of the ALCS vs. NYY.
- Had a banner 2019 season, winning his second Cy Young Award with one of the most remarkable seasons in recent history...threw his third-career no-hitter, started the All-Star Game and achieved many career milestones, such as 3,000 career strikeouts and his first-career 300-strikeout season.
- Received 2017 ALCS MVP honors after going 2-0 with a 0.56 ERA (1ER/16IP) in two starts, striking out 21 while allowing only 10 hits and two walks...had a complete game, 13-strikeout effort in Game 2.
- His 2,373 strikeouts in a Tigers uniform rank second in club history to LHP Mickey Lolich (2,679).
- Named the American League Most Valuable Player and was unanimously voted the AL Cy Young Award winner in 2011...became the 10th pitcher in Major League history to win both the Most Valuable Player and Cy Young Awards during the same season, joining RHP Don Newcombe (1956), LHP Sandy Koufax (1963), RHP Bob Gibson (1968), RHP Denny McLain (1968), LHP Vida Blue (1971), RHP Rollie Fingers (1981), LHP Guillermo Hernandez (1984), RHP Roger Clemens (1986) and RHP Dennis Eckersley (1992).
- Earned a spot on the U.S. Team for the Futures Game held at Comerica Park prior to Major League Baseball's 2005 All-Star Game...tossed a scoreless inning as he started for the U.S. Team.

2020 SEASON:

- Made one start for the Astros, earning the win on Opening Day, July 24 vs. SEA (2ER/6IP)...placed on the 10-day IL on July 27 with a right forearm strain...rehabbed the injury in an attempt to comeback in September but ultimately underwent Tommy John Osurgery on Sept. 30.
- Marked just his second appearance on the Major League injured list in his 15-year career.
- His start on **OPENING DAY** was his eighth consecutive and his third straight for the Astros... he is now one of 10 pitchers in MLB history to make 12 career Opening Day starts, with eight of the other nine being Hall of Famers...in his Opening Day starts, Verlander has gone 5-1 with a 3.67 ERA (29ER/71IP), which includes victories in four straight Opening Days (three with Houston).

2019 SEASON:

- Won his second Cy Young Award, threw his third-career no-hitter, started the All-Star Game, reached 3,000 career strikeouts and posted his first-career 300-strikeout season.
- Led the Majors in wins, opponent batting average (.172), WHIP (0.80) and innings pitched (223), ranked tied for first in quality starts (26) and second in strikeouts...ranked second in the AL in ERA.
- Posted a career-best WHIP (0.80), the third-best WHIP in a single season in the modern era (since 1900), behind Pedro Martinez (0.74 in 2000) and Walter Johnson (0.77 in 1913).
- Posted a .172 opponent average, which was the seventh-best mark in MLB's modern era...was best mark since Pedro Martinez in 2000 (.167).
- Won at least 20 games for the second time in his career (also 24 wins in in 2011)...at 36 years old, became the American League's oldest 20-game winner since Hall of Famer Mike Mussina won 20 games at 39 years old in 2008...21 wins ranked tied for second in a season in Astros history with Jose Lima (21 in 1999) and Joe Niekro (21 in 1979), behind Mike Hampton (22 in 1999).
- Threw his third career no-hitter on Sept. 1 at TOR, striking out 14 batters in 9.0 innings pitched...became the sixth pitcher in MLB history with at least three career no-hitters, joining Nolan Ryan (7), Sandy Koufax (4), Bob Feller (3), Cy Young (3) and Larry Corcoran (3)...was the 13th no-hitter in Astros history, and the second of the season (also the four-pitcher combined no-hitter on Aug. 3 vs. SEA)...was the 11th individual no-hitter in Astros history.
- The no-hitter also was Verlander's second no-hitter at Rogers Centre (also May 7, 2011)...became the first pitcher in MLB history with multiple no-hitters at a single road venue...became the third pitcher all-time with multiple no-hitters against a single team, joining Addie Joss vs. CWS (1908, 1910) and Tim Lincecum vs. SD (2013-14)...became the eighth pitcher in MLB history to throw a no-hitter with multiple teams, joining Mike Fiers, Randy Johnson, Hideo Nomo, Jim Bunning, Nolan Ryan, Theodore Breitenstein and Cy Young...at 36 years, 193 days old, became the 12th-oldest pitcher in MLB history to toss a no-hitter, and the oldest since Randy Johnson no-hit the Braves at 40 years old in 2004.
- Became the 18th pitcher in Major League history to record 3,000 career strikeouts when he reached that total in his final start of the season on Sept. 28 at LAA...his 3,000th strikeout was his sixth on the night, a swinging strikeout of Angels RF Kole Calhoun, who reached first on what was ruled a wild pitch...recorded 12 strikeouts on the night, which was the exact number he needed to reach 300 strikeouts for the season for the first time in his career...became the second pitcher in MLB history to reach 300 strikeouts for a season and 3,000 strikeouts for a career within the same game, joining LHP Randy Johnson, who did so on Sept. 10, 2000 at FLA, while pitching for the Diamondbacks...reached strikeout number 3,000 on inning number 2,979.2, and in his 453rd game...per Elias Sports, became the fourth-quickest to 3,000 strikeouts by innings and the fifth-quickest in terms of games.

- Climbed MLB's all-time strikeout leaderboard, surpassing Frank Tanana (2,773), Cy Young (2,806), Mike Mussina (2,813), Mickey Lolich (2,832) and Jim Bunning (2,855)...moved into 18th all-time (3,006).
- Was named to the 2019 AL **ALL-STAR** Team via the player vote, his eighth-career All-Star nomination (2007, 2009-13, 2018-19)...received 267 player votes, the most among all MLB pitchers...became the 22nd pitcher in MLB history to be named to eight All-Star Teams (19 are Hall of Famers)...became the 33rd pitcher in MLB history to make multiple All-Star Game starts, and the 12th to do so for different teams, joining Hall of Famers Randy Johnson, Jack Morris, Steve Carlton and Roy Halladay.
- Went 13-2 against the AL West, posting a 2.91 ERA (38ER/117.2IP) with 158 strikeouts in 19 starts...the 13 wins marked the most by any pitcher against the AL West since divisional realignment in 1994.
- Started for the Astros on **OPENING DAY** on March 28 at TB...marked his 11th career Opening Day start...earned the win with his 7.0 innings of one-run ball and nine strikeouts...his nine strikeouts tied Mike Scott (1988) for the second-most on an Opening Day in Astros history.
- Over a four-start stretch from April 13-29, posted a 1.33 ERA (4ER/27) with 37 strikeouts...allowed just one earned run in each start, all via solo home runs...became just the second pitcher in MLB history to allow one run in four straight starts, all via solo homers, joining Greg Harris in 1991.
- Struck out a career-high 15 batters while issuing no walks over 7.0 innings on June 12 vs. MIL...became the second pitcher in Astros history to post 15+ strikeouts and no walks in a game, joining Randy Johnson on Aug. 28, 1998 vs. PIT...at 36 years, 112 days old, became the fourth-oldest MLB pitcher to post 15+ strikeouts and no walks in a game, behind a 43-year-old Nolan Ryan (15 SO on 8/17/90), a 37-year-old Randy Johnson (20 SO on 5/8/01) and a 37-year-old John Smoltz (37 on 4/10/05)...became the second pitcher in MLB history to strike out 15 batters in 100 total pitches or less, joining Félix Hernández (June 8, 2014 at TB).
- Posted 10+ strikeouts in 7 consecutive games from July 19-Aug. 21, a new franchise record that was later broken by Gerrit Cole (9 straight starts)...struck out 79 batters over 46.0 innings pitched during the run, which was good for a 15.46 strikeouts per 9.0 innings ratio...struck out nearly half of the 175 batters he faced (45.1% strikeout rate).
- Was named the AL Player of the Week for the week ending Sept. 1...in two starts during the week (including his no-hitter on Sept. 1 at TOR), went 2-0 while throwing 14.1 scoreless innings, striking out 18 batters with one walk and four hits allowed (.085 opponent batting average)...was his ninth-career Player of the Week award, and first since Sept. of 2018...during his start on Sept. 7 vs. SEA, reached 200.0 innings pitched on the season, marking his 12th-career season with 200+ innings pitched (fourth consecutive)...became the first pitcher with 12 seasons of 200+ innings since Tom Glavine.
- Was dominant in September, posting a 2.08 ERA (9ER/39IP) with 57 strikeouts in six starts...in 16 September starts since 2017, has gone 13-1 with a 1.44 ERA (17ER/106IP), 18 walks and 150 strikeouts.
- Started six games for the Astros in the **POSTSEASON**, the most ever by an Astros pitcher in a single postseason in club history...went 1-4 with a 4.33 ERA (17ER/35.1IP) and 38 strikeouts in the postseason...threw 7.0 scoreless innings, allowing one hit, while striking out eight batters in Game 1 of the ALDS vs. TB...became the 14th pitcher in MLB postseason history to toss 7.0 scoreless innings of one-hit ball...marked his fifth scoreless outing in his postseason career...notched his eighth career Division Series victory, a Major League record, surpassing John Smoltz and Andy Pettitte...threw 6.2 innings, allowing two earned runs on five hits, while striking out seven batters in Game 2 of the ALCS vs. NYY...became the first pitcher in MLB history to reach 200 career postseason strikeouts.

2018 SEASON:

- Had one of the best regular seasons of his career en route to a second-place finish in the AL Cy Young voting...was named to his seventh-career AL **ALL-STAR** team, was the AL Pitcher of the Month for May, and received two AL Player of the Week awards (April 9-15, Sept. 10-16)...surpassed 200 career wins and 2,500 career strikeouts.
- Led the AL in strikeouts (290), quality starts (26), WAR (6.8, Fangraphs), opponent on-base percentage (.242) strikeout to walk ratio (7.84) and WHIP (0.90) while ranking tied for first in starts (34), second in innings pitched (214), second in strikeouts per 9.0 innings (12.20) and second in walks per 9.0 innings (1.56).
- Set a single-season franchise record for WHIP (0.90), topping Mike Scott's 0.92 WHIP set in 1986...also set single-season franchise records for opponent OBP (.242) and strikeout to walk ratio (7.84).
- Recorded his 200th-career Major League win on Aug. 19 at OAK.
- Led the Majors in road wins (12) and ranked third in road ERA (2.14)...tied the second-most road wins in a season in club history with Jose Lima (1999), behind Joe Niekro (13 in 1979).
- Surpassed 19 pitchers to move up to 23rd all-time in MLB history in strikeouts (2,706)...entered the season ranking 42nd on that list, surpassing Luis Tiant (2,416), Jamie Moyer (2,441), Andy Pettitte (2,448), Sam McDowell (2,453), Jim Kaat (2,461), Mark Langston (2,464), Tim Lincecum (2,475), Jack Morris (2,478), Don Drysdale (2,486), Christy Mathewson (2,507), A.J. Burnett (2,513), Bartolo Colon (2,516), Javier Vazquez (2,536), Jerry Koosman (2,556), Bob Feller (2,581), Warren Spahn (2,583), Tom Glavine (2,607), Chuck Finley (2,610) and David Cone (2,668).

- Struck out 38.9% of all left-handed hitters he faced, the second-best mark among MLB starters behind Gerrit Cole (41.1%).
- Started for the Astros on **OPENING DAY** on March 29 at TEX in what was his 10th-career Opening Day start...pitched Houston to a 4-1 win...marked the sixth-consecutive Opening Day game that he pitched his club to a victory.
- Tabbed the AL POTW from April 9-15...went 1-0 with an 0.60 ERA (1ER/15IP) and 20 strikeouts in his two starts, allowing just five hits and two walks for an opponent batting average of .100 (5x50).
- Dominated the Rangers on April 15 in Houston, tossing 8.0 innings while allowing one run on one hit with 11 strikeouts...did not factor into the decision in the Astros 3-1 loss in 10 innings...per STATS Inc., Verlander (11K, 1H) and Rangers starter Bartolo Colon (7K, 1H) became the first opposing starters in the live-ball era to combine for at least 18 strikeouts and two-or-fewer hits allowed.
- Posted an 11-game regular season winning streak that spanned from Aug. 20, 2017-April 25, 2018... joined Roger Clemens (2004) as the only pitchers to start their careers with the Astros on a nine-game regular season winning streak.
- On May 1 vs. NYY, struck out 14 hitters over 8.0 scoreless innings, allowing just three hits...became the fourth pitcher in MLB history to strike out 14+ Yankees hitters without a walk in a single game... also Pedro Martinez (17 on Sept. 10, 1999), Curt Schilling (16 on Sept. 1, 1997) and Urban Shocker (14 on July 13, 1920).
- Tossed a five-hit complete game shutout on May 16 at LAA...struck out seven batters on 118 pitches, reaching 2,500 career strikeouts...struck out Shohei Ohtani for his 2,500th career strikeout...was his first shutout since Aug. 26, 2015 vs. LAA.
- Posted a 1.08 ERA through his first 11 starts of the season...marked the lowest ERA by a pitcher through his first 11 starts of a season since 2010.
- Was named the AL Pitcher of the Month for May... marked his fifth career monthly award (also July 2016, Sept. 2012, June 2011, May 2009)...joined Corey Kluber as the only active pitchers with five career Pitcher of the Month Awards...posted the third-lowest ERA (0.86) in a single month of May in team history, behind Nolan Ryan (0.20 ERA in 1984) and Mike Cuellar (0.86 ERA in 1968).
- Allowed one earned run or less in six straight starts from May 1-28, the second-longest streak of his career (7-game run during his 2011 MVP season)... became the first AL pitcher since Tom Candiotti (1991) to allow one earned run or less in each of his first six road starts of a season.
- Allowed three earned runs or fewer in each of his first 21 career starts with Houston, a new franchise record (previously 14 starts by Darryl Kile in 1991)... was the second-longest streak overall in club history, behind Larry Dierker's 22-start streak set from 1972-74.
- Had the best first-half to a season of his career... his 160 strikeouts, 2.05 ERA, .180 opponent batting average and .544 opponent OPS were all career-best marks in a single season prior to the ASG... his 2.05 ERA ranked fourth in franchise history for a single season prior to the All-Star Break (min. 100IP), behind Roger Clemens (1.48 in 2005), Mike Cuellar (1.78 in 1966) and J.R. Richard (1.96 in 1980).
- Recorded his 200th-career win on Aug. 19 at OAK...joined a group of 19 pitchers who reached 200 wins within 412 games or fewer...that group includes 13 Hall of Famers: Pete Alexander (HOF, 350g), Juan Marichal (HOF, 355g), Walter Johnson (HOF, 370g), Tom Seaver (HOF, 384g), Mike Mussina (389g), Roger Clemens (392g), Whitey Ford (HOF, 395g), Greg Maddux (HOF, 396g), Jim Palmer (HOF, 397g), Bob Feller (HOF, 400g), Randy Johnson (HOF, 401g), Andy Pettitte (401g), CC Sabathia (401g), Carl Hubbell (HOF, 402g), Bob Gibson (HOF, 404g), Roy Halladay (406g), Warren Spahn (HOF, 409g), Stan Coveleski (HOF, 409g) and Tim Hudson (412g).
- Posted 26.0 consecutive scoreless innings at Angel Stadium from Sept. 12, 2017-Aug. 25, 2018, the fourth-longest streak at the venue by a visiting player all-time and the longest since Mel Stottlemyre's 31-inning streak from 1971-73.
- Made three starts in the **POSTSEASON**, going 2-1 with a 4.15 ERA (8ER/17.1IP) and 17 strikeouts... became the club's all-time leader in postseason wins (6) and strikeouts (55)...moved into fourth-place all-time in MLB history in postseason wins (13), behind Andy Pettitte (19), John Smoltz (15) and Tom Glavine (14)...also moved up to sixth all-time in postseason starts (24) and fourth in postseason strikeouts (167).
- Earned his 12th-career postseason victory in Game 1 of the ALDS vs. CLE, pitching Houston to a 7-2 win over the Indians at Minute Maid Park...gave up 2 runs on 2 hits over 5.1 innings pitched, striking out 7 with 2 walks...improved to 7-0 with a 2.38 ERA (17ER/64.1IP) in 11 career games in the Division Series, tying John Smoltz and Andy Pettitte for the most Division Series wins in MLB history.
- Pitched Houston to a 7-2 win at Fenway Park in Game 1 of the ALCS...allowed two runs on two hits over 6.0 innings pitched...walked four batters, tying his postseason single-game career-high (also 2006 ALDS Game 2 vs. NYY and 2012 ALDS Game 1 vs. OAK)...was his third consecutive victory in the League Championship Series...became the first pitcher to record a win in three consecutive LCS starts since Roy Oswalt (2005-10).
- Took the loss in Game 5 of the ALCS vs. BOS, snapping his consecutive scoreless innings pitched streak in elimination games at 26.0 innings (new MLB record)...gave up four runs on seven hits in 6.0 innings.



2017 SEASON:

- Helped lead the Astros to a World Series title, taking home ALCS MVP honors.
- Eclipsed the 200 strikeout mark in a season split between the Astros and Tigers (219.0 total).
- Ranked among the top AL pitchers in quality starts (T-1st, 23), strikeouts (6th, 219), innings pitched (3rd, 206.0), opponent batting average (4th, .221), strikeouts per 9.0 innings (8th, 9.57) and ERA (8th)... ranked second in MLB in pitches per game (107.0).
- Posted an average fastball velocity of 95.2 miles per hour (per Fangraphs, 4th in the AL)...had not thrown that consistently hard since the 2010 season (96.1 mph).
- Went on an incredible run starting at the beginning of July...over his last 16 starts (since July 8), went 10-3 with a 1.92 ERA (23ER/108IP), 127 strikeouts and a .173 opponent batting average...14 of those 16 starts were quality starts.
- Made five starts with the Astros to end the regular season...finished the month of September with a 5-0 record and a 1.06 ERA...per Elias, since 1913 (the first year earned runs were kept in both leagues) only four other pitchers went 5-0 or better with an ERA below 2.00 in the month of September after being acquired from another team: LHP Art Nehf in 1919 for the Giants, RHP Doyle Alexander in 1987 for the Tigers, RHP Randy Johnson in 1998 for the Astros and RHP Doug Fister in 2011 for the Tigers.
- Had a dominant **POSTSEASON**, going 4-1 with a 2.21 ERA (9ER/36.2IP) across five starts and one relief appearance...earned the Esurance MLB Award for "Best Major Leaguer, Postseason," which he split with teammate Jose Altuve...struck out 38 batters, which ranked as the ninth-most in Major League history in a single postseason...was named the ALCS MVP after going 2-0 with a 0.56 ERA (1ER/16IP) in two starts, striking out 21 while allowing only 10 hits and two walks...pitched an epic Game 2, tossing a complete game, allowing just one run on five hits with 13 strikeouts.
- Made his ninth career **OPENING DAY** start with the Tigers on April 4 against CWS...nine Opening Day starts ranked third in Tigers history behind RHP Jack Morris (11) and RHP George Mullin (10)...struck out 10 batters, which tied for the most by a Tigers pitcher on Opening Day since 1913, equaling the mark set by RHP Jean Dubuc in 1914 vs. the St. Louis Browns and LHP Mickey Lolich in 1966 at the New York Yankees and 1970 at the Washington Senators.
- On July 2 vs. CLE, snapped his streak of having struck out at least one batter in 331 consecutive games, which dated back to May 4, 2007...the streak ranked as the longest streak among active pitchers and was tied with RHP Curt Schilling for the sixth-longest streak among all pitchers since 1913.
- Made his Astros debut on Sept. 5 at SEA...allowed just one run on six hits over six innings in the Astros 3-1 win...in his second start with Houston, pitched 8.0 shutout innings of one-hit ball...moved to 2-0 with a 0.64 ERA (1ER/14IP) and 16 strikeouts in two starts with the Astros.
- On Sept. 17 vs. SEA, made his Minute Maid Park debut...allowed only one run off three hits and a walk over 7.0 innings in the Astros AL West Division clinching 7-1 win over Seattle...struck out 10 batters...was the third time that he earned the win in a playoff clinching situation...previously did it on Sept. 24, 2006 and Sept. 24, 2014 while with Detroit.
- Did not allow more than two runs in his final eight starts...went 7-0 with a 1.31 ERA (8ER/55IP) and 69 strikeouts in that span.
- Won his first postseason appearance of the season in Game 1 of the ALDS vs. BOS...gave up two runs in 6.2 innings...moved to 5-0 with a 2.24 ERA (14ER/56.1IP) in nine career starts in the Division Series...became the second pitcher in MLB history to post a five-game winning streak in the Division Series...joined RHP John Smoltz, who went 7-0 in 16 career Division Series games from 1995-2009.
- Made his first-ever relief appearance in the Major Leagues in Game 4 of the ALDS at BOS...got the win after throwing 2.2 innings of relief in Houston's 5-4 win to clinch the ALDS and advance to the ALCS...entered the game with one on and no outs in the 5th inning and gave up a two-run homer to the first batter he faced (Benintendi)...did not allow another hit over the rest of his outing, as he recorded eight outs to bridge the game over to RHP Ken Giles, who got a 2.0-inning save.
- Threw a complete game in Game 2 of the ALCS vs. NYY...set a new personal postseason single game-high with 13 strikeouts...was his fifth game of 11-or-more strikeouts in his postseason career, breaking a tie with LHP Randy Johnson for the most such games in postseason history.
- Led Houston to a 7-1 win, tossing 7.0 scoreless innings and allowing five hits and one walk with eight strikeouts in Game 6 of the ALCS vs. NYY...improved to 4-1 with a 1.21 ERA (5ER/37.1IP) and 41 strikeouts in five career postseason starts in elimination games...extended his scoreless streak in elimination games to 24.0 total innings...became the first pitcher in MLB postseason history to throw three consecutive scoreless starts in elimination games...became the second pitcher in club history to throw at least 7.0 scoreless innings in an elimination game, joining RHP Brandon Backe (2005 World Series Game 4)...joined RHP John Smoltz as the only pitchers in MLB postseason history with three starts of at least 7.0 innings and zero runs in elimination games...struck out eight Yankees batters, giving him 21 strikeouts in the ALCS...became the fourth pitcher in MLB history to strike out 20 Yankees batters in a single postseason series, joining RHP Bob Gibson (31 in the 1964 World Series), RHP Curt Schilling (26 in the 2001 World Series) and RHP Sandy Koufax (23 in the 1963 World Series).
- Following the 2017 season was named the NY Chapter of the BBWAA co-winner of the Babe Ruth Award as Postseason MVP...shared the honors with teammate Jose Altuve.

TABLE OF CONTENTS

VEBLANDER

PLAYER DEVELOPMENT

2020 REVIEW

OPPONENTS

HISTORY AND RECORDS

SPRING TRAINING

MEDIA INFORMATION

MINUTE MAID PARK

2016 SEASON:

- Started 34 games with the Tigers and led the American League with 254 strikeouts...also led the AL with a 1.00 WHIP...ranked second in the AL with a 3.04 ERA, 227.2 innings pitched and a .207 (171x827) opponent batting average.
- Finished second in voting conducted by the BBWAA for the 2016 AL Cy Young Award...named Tiger of the Year by the Detroit chapter of the BBWAA...selected the Tigers nominee for the 2016 Marvin Miller Man of the Year award, which goes to the player whose on-field performance and contributions to his community most inspire others to higher levels of achievement.
- Picked up the third hit of his Major League career with a single in the second inning on April 5 at MIA... marked the first time a Tigers pitcher recorded a hit on **OPENING DAY** since LHP Mickey Lolich on April 6, 1971 vs. CLE...became the first AL pitcher to have a hit on Opening Day since LHP Ken Holtzman and RHP Bill Parsons in 1972.
- Struck out 10 batters on May 18 vs. MIN to reach the 2,000 career strikeout mark...struck out Eddie Rosario to end the 4th inning for his 2,000th strikeout, becoming the second pitcher in Tigers history to reach 2,000 strikeouts, joining LHP Mickey Lolich, and the 76th in MLB history.
- Named the Tigers Pitcher of the Month for May after starting six games during the month and posting a 2-3 record with a 3.16 ERA (15ER/ 42.2IP) and 46 strikeouts...finished the month tied for the AL lead with 46 strikeouts, while he was second with 42.2 innings pitched and fourth with a .185 opponent batting average.
- Named the AL Player of the Month for July after compiling a 4-0 record with a 1.69 ERA (42.2IP/8ER) and 48 strikeouts...led the AL with 48 strikeouts in July, while he was tied for the AL lead with 42.2 innings pitched, second with a .171 opponent batting average, tied for second with a 0.89 WHIP, and third with a 1.69 ERA.
- Picked up his 15th win of the season in the second game of the doubleheader on Sept. 22 at MIN, throwing 6.0 innings and allowing two runs on four hits with two walks and 11 strikeouts...marked his eighth 15-win season as a member of the Tigers... according to the Elias Sports Bureau, became one four pitchers who debuted in the era of free agency with eight 15-win seasons for one team, joining RHP Jack Morris, who had 10 for the Tigers, LHP Tom Glavine, who had nine for the Braves and RHP Greg Maddux, who had 11 for the Braves.
- Selected Tigers Pitcher for the month of September after posting a 2-1 record with a 1.93 ERA (7ER/32.2IP), 24 hits allowed, 10 walks and 48 strikeouts in five starts...led the AL with 48 strikeouts in September, while he was third with a 1.93 ERA, sixth with a .203 (24x118) opponent batting average and eighth with a 1.04 WHIP.
- Finished the season by allowing three runs-or-fewer in 17 of his last 18 starts dating back to July 1... over the 18-start stretch, posted a 9-3 record with a 1.98 ERA (27ER/123IP), 81 hits allowed, 29 walks and 147 strikeouts...led the AL with a 1.98 ERA, 147 strikeouts, a .184 opponent batting average and a 0.89 WHIP during the stretch, while he was tied for the AL lead with 123.0 innings pitched.
- Left-handed hitters posted a .187 (76x406) batting average, while right-handers batted .226 (95x421) against him.
- Went 10-5 with a 3.07 ERA (44ER/129IP) and 151 strikeouts in 19 starts at Comerica Park, while he was 6-4 with a 3.01 ERA (98.2IP/33ER) and 103 strikeouts in 15 road starts...ranked sixth in the AL with a 3.07 home ERA, while he was seventh with a 3.01 road ERA.

2015 SEASON:

- Completed his 10th season with the Tigers, starting 20 games and compiling a 5-8 record with a 3.38 ERA (50ER/133.1IP) and 113 strikeouts.
- Sidelined from April 8-June 13 (right triceps strain).
- Reached the 2,000 career innings mark on July 5 vs. TOR...became the 11th pitcher in Tigers history to throw 2,000.0 innings.
- Named Tigers Pitcher of the Month for August after posting a 1-3 record with a 1.50 ERA (6ER/36IP) and 36 strikeouts in five starts...ranked third in the AL in ERA during August, while he was fifth with a .177 opponent batting average.
- Carried a no-hitter into the ninth inning on Aug. 26 vs. LAA and finished the game with a one-hit shutout, allowing two walks and nine strikeouts... the performance marked his 21st career complete game and his first since July 31, 2012 at BOS, while the shutout was the seventh of his career and first since May 18, 2012 vs. PIT.
- Allowed just one earned run over four starts from Aug. 9-26, compiling a 0.31 ERA (1ER/29IP)... according to the Elias Sports Bureau, it was the lowest ERA for Verlander over any four-start span in his Major League career.
- Selected the Tigers Pitcher of the Month for September after going 3-2 with a 3.27 ERA (15ER/41.1IP) and 33 strikeouts in six starts... ranked second in the AL in innings pitched during September.
- Finished the season by recording a quality start in 12 of his last 14 starts...over the 14-start stretch, he posted a 2.27 ERA (99.1IP/25ER) with 74 hits allowed, 20 walks and 91 strikeouts...his 2.27 ERA led all American League pitchers dating back to July 24.



2014 SEASON:

- Tabbed the Tigers **OPENING DAY** starter for the seventh straight year.
- Rated as possessing the third-best curveball in the American League by *Baseball America*.
- Tabbed the Tigers nominee for the Roberto Clemente Award, given annually to the player that best exemplifies the game of baseball, sportsmanship, community involvement and the individual's contribution to his team, as voted on by baseball fans and members of the media.
- Knocked the first two hits of his Major League career on April 12 at SD...finished the day 2x3 with a run scored to become the fourth pitcher in franchise history to have a multi-hit game since the start of Interleague play in 1997.
- Missed his scheduled start on Aug. 16 vs. SEA due to right shoulder soreness.
- Notched the 150th win of his Major League career on Sept. 8 vs. KC to become the eighth pitcher in franchise history to win 150 games.

2013 SEASON:

- Selected to the American League's **ALL-STAR** squad for the sixth time in his career as he completed his eighth full season at the Major League level with the Tigers.
- Finished fourth in the American League with 217 strikeouts and 218.1 innings pitched.
- Surpassed 200.0 innings for Detroit for the seventh straight season, tossing 218.1 innings...his streak of 200.0-or-more innings pitched was the longest by a Tigers pitcher since RHP Jack Morris also did so in seven straight seasons from 1982-88.
- Rated as possessing the second-best curveball in the American League by *Baseball America*.
- Earned the nod as the Tigers starter on **OPENING DAY** on April 1 at MIN, marking the sixth consecutive season he served as Detroit's Opening Day starter...was the first Tigers pitcher to start six consecutive Opening Days since RHP Jack Morris started 11 straight (1980-90).
- Did not allow a run, while striking out 21 in two starts (15.0IP) during the ALDS vs. OAK...earned the win in Game 5 of the ALDS for the second straight year...compiled a 1-1 record, a 0.39 ERA (1ER/23. IP) and 31 strikeouts in three starts during the **POSTSEASON**.

2012 SEASON:

- Selected to start for the AL in the **ALL-STAR** Game in Kansas City...marked the 10th time a Tigers pitcher has been selected to start the game.
- Topped the AL with 238.1 innings pitched and 239 strikeouts, while he finished second with a 2.64 ERA, .217 opponent batting average, 7.25 hits per 9.0 innings and 3.98 strikeouts per walk.
- Led the American League with six complete games...marked the most complete games by a Tigers pitcher during a single season since RHP Steve Sparks tossed eight complete games in 2001.
- Led the American League in strikeouts for the second consecutive season...became the first Tigers pitcher to lead the league in strikeouts in back-to-back seasons since RHP Jim Bunning did so in 1959 and 1960.
- Named to The *Sporting News'* American League All-Star squad following the season...tabbed the best pitcher and rated as possessing the best fastball and curveball and second-best control in the American League by *Baseball America*.
- Earned the nod as the Tigers starter on **OPENING DAY** on April 5 vs. BOS, marking the fifth consecutive season he served as Detroit's Opening Day starter...worked 8.0 shutout innings against the Red Sox in a no-decision, marking the first time a Tigers pitcher worked 8.0-or-more shutout innings on Opening Day since LHP Mickey Lolich went the distance in a 5-0 win at WSH on April 6, 1970.
- Worked 8.0-or-more innings in each of his first three starts of the season April 5-16...became the first Tigers pitcher to do so since Jack Morris opened the 1988 season by tossing 8.0-or-more innings in each of his first three starts.
- Selected the Tigers Pitcher of the Month three times (April, May, September).
- Fired a one-hit shutout vs. PIT on May 18 at Comerica Park, losing his no-hit bid on a single by Josh Harrison with one out in the 9th inning...fanned 12 batters that game.
- Worked 5.0 innings to register a complete game in a rain-shortened game on July 31 at BOS, marking the first time he did not work 6.0-or-more innings in a start since Aug. 17, 2010...tossed 6.0-or-more innings in 63 straight starts from Aug. 22, 2010-July 26, 2012...marked the longest streak by an MLB pitcher since LHP Steve Carlton did so in 69 straight starts Sept. 13, 1979-April 13, 1982...his streak of starts in which he worked six-or-more innings is the longest by a Tigers pitcher since at least 1918.
- Shared AL Player of the Week honors for Sept. 24-30 with Baltimore's Chris Davis...won both of his starts during the week, posting a 1.20 ERA (2ER/15IP).
- Tabbed the AL Pitcher of the Month for September... finished 5-1 with a 1.93 ERA (9ER/42IP) and 41 strikeouts in six starts during the month.
- Fanned 11 batters in both Game 1 (Oct. 6) and Game 5 (Oct. 11) of the ALDS vs. OAK...became the first pitcher in Tigers history with multiple double-digit strikeout games during **POSTSEASON** action.
- Struck out 11 batters as he fired a four-hit shutout in Game 5 of the ALDS on Oct. 11 at OAK...according to Elias, he joined LHP Sandy Koufax as the only two pitchers in Major League history to toss a shutout with 10-or-more strikeouts in a series-deciding game of a postseason series.

TABLE OF CONTENTS

VEBLANDER

PLAYER DEVELOPMENT

2020 REVIEW

OPPONENTS

HISTORY AND RECORDS

SPRING TRAINING

MEDIA INFORMATION

MINUTE MAID PARK

2011 SEASON:

- Had the best season of his career, winning the BBWAA Cy Young and MVP Awards, and earning his fourth trip to the **ALL-STAR** Game.
- Led all American League pitchers with 24 wins, a 2.40 ERA and 250 strikeouts to become just the second Tigers pitcher to ever lead all three categories in a single season (also, RHP Hal Newhouser in 1945).
- Selected the American League Most Valuable Player and was unanimously named the American League Cy Young Award winner...became the seventh Tigers player to win the Most Valuable Player Award, joining Mickey Cochrane (1934), Hank Greenberg (1935, 1940), Charlie Gehringer (1937), Hal Newhouser (1944, 1945), RHP Denny McLain (1968) and LHP Guillermo Hernandez (1984).
- Became the third pitcher in Tigers history to win the Cy Young Award, joining McLain (1968, 1969) and Hernandez (1984)...became the 10th pitcher in Major League history to win both the Most Valuable Player and Cy Young Awards during the same season...joined RHP Don Newcombe (1956), LHP Sandy Koufax (1963), RHP Bob Gibson (1968), McLain (1968), LHP Vida Blue (1971), RHP Rollie Fingers (1981), Hernandez (1984), RHP Roger Clemens (1986) and RHP Dennis Eckersley (1992).
- Joined Newcombe to become only the second player in history to win the Most Valuable Player, Cy Young and Rookie of the Year Awards.
- Tabbed the *Sporting News'* Player of the Year...also named to the *Sporting News'* American League All-Star squad...tabbed the best pitcher and rated as possessing the best fastball, best curveball, third-best changeup and third-best pick-off move in the American League by *Baseball America*
- Selected the Major League Baseball Player of the Year and the American League Outstanding Pitcher as part of the Players Choice Award balloting... named Tiger of the Year by the Detroit chapter of the Baseball Writers Association of America... earned the Wilbur "Bullet" Rogan Award from the Negro League Baseball Museum as the American League's Pitcher of the Year.
- Topped the American League with an .828 winning percentage, 251.0 innings pitched, a .192 opponent batting average, 6.24 hits per 9.0 innings and 8.39 baserunners per 9.0 innings, while he tied for the lead with 34 games started.
- His 24 wins tied him for the 10th-highest single-season total in Tigers history...marked the most wins by a Tigers pitcher since LHP Mickey Lolich finished with 25 victories in 1971.
- His .192 opponent batting average and 6.24 hits per 9.0 innings were new franchise records.
- Posted a 16-3 record when starting following a Tigers loss during the 2011 season...according to the Elias Sports Bureau, it marked the most wins by a Major League pitcher following a loss by his team since LHP Steve Carlton posted 19 such wins for the Philadelphia Phillies in 1972.
- Earned the nod as the Tigers starter on **OPENING DAY** on March 31 at New York's Yankee Stadium, marking the fourth consecutive season he served as Detroit's Opening Day starter...fanned eight batters against the Yankees in a no-decision.
- Recorded the 1,000th strikeout of his career on April 22 vs. CWS, fanning A.J. Pierzynski in the 7th.
- Shared AL Player of the Week honors for May 2-8 with Minnesota's LHP Francisco Liriano after posting a 1-0 record and 1.50 ERA (3ER/15IP) in two starts...shared AL Player of the Week honors two more times during the season, June 13-19 with Tampa Bay's RHP James Shields and Sept. 12-18 with Erick Aybar of Los Angeles (AL).
- Tossed the second no-hitter of his career on May 7 at TOR, the seventh no-hitter in Tigers history, joining RHP Virgil Trucks as the only two pitchers in Tigers history with multiple no-hitters...according to STATS, became the 27th pitcher to record two career no-hitters in the AL or NL.
- Selected the Tigers Pitcher of the Month for May after posting a 3-0 record, a 2.62 ERA (13ER/44.2IP) and 33 strikeouts in six starts.
- Garnered both American League and Tigers Pitcher of the Month honors for June...finished 6-0 with a 0.92 ERA (5ER/49IP) and 54 strikeouts in six starts during the month...according to the Elias Sports Bureau, since 1913, when earned runs became an official American League statistic, the only other Tigers pitcher to win six-or-more games during a calendar month in which he posted an ERA below 1.00 was Frank Lary in September of 1956...Lary finished 7-0 with a 0.86 ERA (6ER/63IP) in seven starts during the month.
- Earned the win in 12 straight starts July 21-Sept. 18, compiling a 2.28 ERA (22ER/87IP)...according to Elias, his streak of 12 straight starts with a win established a Tigers record...the 12-game winning streak established a career best for Verlander.
- Tabbed the Tigers Pitcher of the Month for July after posting a 4-2 record, a 1.99 ERA (10ER/45.1IP) and 48 strikeouts in six starts.
- Registered the 100th win of his career on Aug. 11 at CLE...became the 16th pitcher in Tigers history to earn 100 wins for the club...recorded his 20th win of the season on Aug. 27 at MIN...became the first Major League pitcher to record 20 wins prior to the end of August since Arizona's RHP Curt Schilling did so in 2002.
- Selected the Tigers Pitcher of the Month for August...finished 5-0 with a 3.12 ERA (12ER/34.2IP) and 40 strikeouts in five starts during the month.
- Fanned 11 batters in Game 3 of the ALDS on Oct. 3 vs. NYY...marked the third-highest strikeout total by a Tigers pitcher during a single **POSTSEASON** game, trailing 14 strikeouts by RHP Joe Coleman (1972 ALCS) and 12 strikeouts by RHP "Wild Bill" Donovan (1907 World Series)...marked the fifth time a Tigers pitcher has posted 10-or-more strikeouts during a postseason game.



2010 SEASON:

- Selected to the American League **ALL-STAR** squad for the third time in his career.
- Selected to *Baseball America's* Second-Team Major League All-Star squad following the season...rated as possessing the best fastball and curveball in the American League by *Baseball America*.
- Earned the nod as the Tigers starter on **OPENING DAY** on April 5 at KC, marking his third consecutive season as Detroit's Opening Day starter.
- Tabbed the Tigers Pitcher of the Month for May after posting a 4-2 record, a 2.64 ERA (13ER/44.1IP) and 41 strikeouts in six starts.
- Went the distance in back-to-back starts Sept. 18 at CWS and Sept. 24 vs. MIN.
- Named the Tigers Pitcher of the Month for September after posting a 4-1 record, a 2.54 ERA (13ER/46IP) and 51 strikeouts in six starts.
- Went 12-3 with a 2.31 ERA (29ER/113IP) in 16 starts at home...his 12 wins at home established a Comerica Park single-season record.

2009 SEASON:

- Named Tiger of the Year by the Detroit chapter of the BBWAA after topping the American League with 269 strikeouts...also was selected to the American League **ALL-STAR** squad for the second time in his career.
- Was first Tigers pitcher to lead the league in strikeouts since RHP Jack Morris did so in 1983... led the AL with 35 games started, 240.0 innings pitched and 10.1 strikeouts per 9.0 innings, while he tied for the league lead with 19 wins.
- His 269 strikeouts led all Major League pitchers... became the fourth Tigers pitcher to lead the majors in strikeouts, joining LHP Hal Newhouser (1944 and 1945), RHP Virgil Trucks (1949) and LHP Mickey Lolich (1971).
- Rated as possessing the best fastball and curveball in the American League by *Baseball America*.
- Made his second career **OPENING DAY** start on April 6 at TOR.
- Selected both the American League Pitcher of the Month and Tigers Pitcher of the Month for May... owned a 5-0 record, a 1.52 ERA (7ER/41.1IP) and 56 strikeouts in six starts during the month...prior to Verlander, RHP Steve Sparks was the last Tigers pitcher to earn American League Pitcher of the Month honors, doing so in August of 2000.
- Named the Tigers Pitcher of the Month in June after going 2-1 with a 2.91 ERA (11ER/34IP) in five starts.
- Tossed his third complete game of the season on July 24 vs. CWS...did not allow a run despite loading the bases with no one out in the 9th inning, and according to the Elias Sports Bureau, it was the first time a Major League starting pitcher pitched out of a bases-loaded, no-outs situation in the 9th inning-or-later without allowing a run since 1985.
- Finished 4-2 with a 2.57 ERA (12ER/42IP) in six starts in July to earn Tigers Pitcher of the Month honors.

2008 SEASON:

- Started a career-high 33 games during his third full season with the Tigers.
- Led the AL with 17 losses, while he finished third with 14 hit batsmen, tied for third with 87 walks and tied for fifth with 108 earned runs allowed.
- Made his first career **OPENING DAY** start on March 31 vs. KC...did not figure in the decision after allowing four runs in 6.0 innings of work.
- Limited opponents to two earned runs-or-fewer in eight straight starts June 11-July 20, marking the second-longest such streak by an American League pitcher in 2008...Verlander's streak was the longest by a Tigers pitcher during a single season since RHP Dave Rozema also posted eight straight starts June 2-July 16, 1977.

2007 SEASON:

- Completed his second full season at the Major League level and was named an **ALL-STAR** after leading the club's pitching staff with 18 wins, 201.2 innings pitched and 183 strikeouts...also led the AL with a .750 winning percentage.
- Won 18 games for the Tigers which made him the sixth pitcher to win at least 17 games in the season after winning the Rookie of the Year Award (Elias).
- Received 7.32 runs per 9.0 innings, tops in the AL.
- Earned AL Player of the Week honors for June 11-17, marking the second time he garnered the award... won both of his starts during the week, compiling a 1.80 ERA (3ER/15IP) and fanning 18 batters.
- Fired the first no-hitter in Comerica Park history on June 12 vs. MIL, the sixth no-hitter in Tigers history...fanned 12 batters in the outing...was the first no-hitter in club history since Jack Morris on April 7, 1984 at CWS and the first no-hitter thrown by a Tigers pitcher in Detroit since RHP Virgil Trucks on May 15, 1952 at WAS at Briggs Stadium.
- Garnered Tigers Pitcher of the Month honors for June after compiling a 4-1 record and 2.65 ERA (34.0IP/10ER) in five starts...also tabbed the Tigers Pitcher of the Month for September after compiling a 4-1 record and 3.20 ERA (14ER/39.1IP) in six starts.
- Rated as possessing the best fastball and second-best curveball in the AL by *Baseball America*.

2006 SEASON:

- Registered 17 wins for the Tigers during his rookie campaign...established a franchise record for rookie right-handed pitchers with 124 strikeouts.
- Named the American League Rookie of the Year by the BBWAA, becoming the fourth Tigers player to earn the honor...named the American League Rookie of the Year by *Sporting News* and Major League Rookie of the Year by *Baseball America*... honored as the American League Outstanding Rookie in the Players Choice Award balloting... named the Detroit Sports Broadcasters Association Tigers Rookie of the Year...selected to the TOPPS Rookie All-Star squad.
- Led all league rookies with 17 wins, 30 games started and 186.0 innings pitched, while he was second with 124 strikeouts...ranked second among all league pitchers with eight pickoffs.
- Earned his first MLB win on April 8 at TEX after blanking the Rangers on two hits over 7.0 innings.
- Fired a five-hit shutout on May 22 at KC...shared American League Player of the Week honors for May 22-28 with Tampa Bay's Carl Crawford.
- Tabbed the American League Rookie of the Month for May after posting a 4-1 record and 1.73 ERA (7ER/36.1IP) in five starts.
- Won seven straight decisions June 17-Aug. 1, with a 1.93 ERA (11ER/51.1IP) over the eight-start stretch.
- Led all American League pitchers with a 1.01 ERA (3ER/26.2IP) in four starts during July.
- Made his first **POSTSEASON** start in Game 2 of the ALDS against the Yankees on Oct. 5, becoming the first Tigers rookie pitcher to start a postseason game since RHP Ed Summers started Game 4 of the 1908 World Series against CHC.
- Earned the win in Game 2 of the ALCS on Oct. 11 at OAK...per Elias, became the first Tigers rookie to earn the win as a starter in the postseason.
- Rated as possessing the second-best fastball in the American League by *Baseball America*.

2005 SEASON:

- In his first professional season, saw action with Class A Advanced Lakeland and Double A Erie as well as making his MLB debut with Detroit.
- Combined for a 1.29 ERA (17ER/118.2IP) in his 20 starts with Lakeland and Erie...his ERA was tops among all minor league pitchers.
- Named to *Baseball America's* First-Team Minor League All-Star squad...garnered a spot on the publication's Class A Advanced All-Star squad as well...selected to the Florida State League midseason **ALL-STAR** squad.
- Named the best pitching prospect and rated as having the best fastball, breaking pitch and control in the Florida State League by *Baseball America*.
- Fanned a season-best 12 batters in a win vs. Sarasota on April 28...selected as the Florida State League Pitcher of the Week for April 25-May 1.
- Had his option transferred from Lakeland to Erie on June 20...at the time of his promotion, he was leading the Florida State League with nine wins, a 1.67 ERA and 104 strikeouts.
- Began his stint in Double A with 24.2 scoreless innings over a six-start stretch June 21-July 28.
- Recalled by the Tigers from Erie to start the night game of a day-night doubleheader July 4 at CLE... took the loss in his Major League debut after allowing four runs on seven hits in 5.1 innings... optioned back to Erie following the start.
- Return to start in a similar situation for Detroit on July 23 vs. MIN...suffered the loss in that start as well after allowing five runs on eight hits in six innings pitched...returned to Erie after being optioned back by the Tigers following his start on July 23.
- Left his start on Aug. 2 vs. Altoona with tightness in his right shoulder...was shut down after an examination by Dr. Kyle Anderson in Detroit revealed minor posterior capsular inflammation in his right shoulder caused by fatigue...landed on the disabled list for the remainder of the season on Aug. 4 with the shoulder tightness.
- Named the top prospect in the Tigers organization and second-best prospect in the Florida State League following the season by *Baseball America*... rated as possessing the best fastball and curveball in the Tigers organization by *Baseball America*.

MINOR LEAGUES:

- Did not pitch after being selected by the Tigers in the first round (second overall pick) of the June **2004** draft...signed a five-year contract on Oct. 25...named the 22nd-best right-handed starting pitcher prospect in baseball and as the Tigers No. 3 prospect following the season by *Baseball America*...rated as having the best curveball in the Tigers organization following the season by *BA*.

PERSONAL:

- Justin and his wife, Kate Upton, reside in Beverly Hills, Calif. with their daughter Genevieve.
- Kate is a model and actress, first appearing in the Sports Illustrated Swimsuit Issue in 2011 and later was the cover model for the issue in 2012, 2013 and 2017...she's starred in multiple movies, including *The Other Woman* (2014) and *The Layover* (2017).



JUSTIN BROOKS VERLANDER

Year	Team	W	L	ERA	G	GS	CG	SHO	SV	IP	H	R	ER	HR	HB	BB	SO	WP	BK	AVG
2005	Lakeland (A)	9	2	1.67	13	13	2	0	0	86.0	70	19	16	3	7	19	104	8	2	.230
	Erie (AA)	2	0	0.28	7	7	0	0	0	32.2	11	1	1	1	1	7	32	0	1	.103
	DETROIT	0	2	7.15	2	2	0	0	0	11.1	15	9	9	1	1	5	7	1	0	.313
2006	DETROIT	17	9	3.63	30	30	1	1	0	186.0	187	78	75	21	6	60	124	5	1	.266
2007	DETROIT	18	6	3.66	32	32	1	1	0	201.2	181	88	82	20	19	67	183	17	2	.233
2008	DETROIT	11	17	4.84	33	33	1	0	0	201.0	195	119	108	18	14	87	163	6	3	.254
2009	DETROIT	19	9	3.45	35	35	3	1	0	240.0	219	99	92	20	6	63	269	8	4	.243
2010	DETROIT	18	9	3.37	33	33	4	0	0	224.1	190	89	84	14	6	71	219	11	2	.228
2011	DETROIT	24	5	2.40	34	34	4	2	0	251.0	174	73	67	24	3	57	250	7	2	.192
2012	DETROIT	17	8	2.64	33	33	6	1	0	238.1	192	81	70	19	5	60	239	2	1	.217
2013	DETROIT	13	12	3.46	34	34	0	0	0	218.1	212	94	84	19	4	75	217	3	1	.253
2014	DETROIT	15	12	4.54	32	32	0	0	0	206.0	223	114	104	18	5	65	159	5	1	.275
2015	Toledo (AAA)#	0	0	3.24	2	2	0	0	0	8.1	10	4	3	0	1	2	12	0	0	.294
	DETROIT	5	8	3.38	20	20	1	1	0	133.1	113	56	50	13	3	32	113	2	0	.229
2016	DETROIT	16	9	3.04	34	34	2	0	0	227.2	171	81	77	30	8	57	254	6	0	.207
2017	DETROIT	10	8	3.82	28	28	0	0	0	172.0	153	76	73	23	3	67	176	5	0	.234
	HOUSTON	5	0	1.06	5	5	0	0	0	34.0	17	4	4	4	1	5	43	0	0	.149
2018	HOUSTON	16	9	2.52	34	34	1	1	0	214.0	156	63	60	28	8	37	290	5	2	.200
2019	HOUSTON	21	6	2.58	34	34	2	1	0	223.0	137	66	64	36	6	42	300	4	0	.172
2020	HOUSTON	1	0	3.00	1	1	0	0	0	6.0	3	2	2	2	0	1	7	0	0	.150
MINOR LEAGUE TOTALS		11	2	1.42	22	22	2	0	0	127.0	91	24	20	4	9	28	148	8	3	.204
MAJOR LEAGUE TOTALS		226	129	3.33	454	454	26	9	0	2988.0	2538	1192	1105	310	98	851	3013	87	19	.228

#Rehab Assignment

DIVISION SERIES RECORD

Year	Team/Opponent	W	L	ERA	G	GS	CG	SHO	SV	IP	H	R	ER	HR	HB	BB	SO	WP	BK	AVG
2006	DET/NYY	0	0	5.06	1	1	0	0	0	5.1	7	3	3	1	0	4	5	0	0	.318
2011	DET/NYY	1	0	5.00	2	2	0	0	0	9.0	6	5	5	0	1	5	12	1	0	.188
2012	DET/OAK	2	0	0.56	2	2	1	0	0	16.0	7	1	1	1	0	5	22	0	0	.130
2013	DET/OAK	1	0	0.00	2	2	0	0	0	15.0	6	0	0	0	0	2	21	0	0	.118
2014	DET/BAL	0	0	5.40	1	1	0	0	0	5.0	6	3	3	1	0	1	4	0	0	.318
2017	HOU/BOS	2	0	3.12	2	1	0	0	0	8.2	7	3	3	1	0	4	3	0	0	.231
2018	HOU/CLE	1	0	3.38	1	1	0	0	0	5.1	2	2	2	0	0	2	7	0	0	.111
2019	HOU/TB	1	1	3.38	2	2	0	0	0	10.2	8	4	4	2	0	6	13	0	0	.211
TOTALS		8	1	2.52	13	12	1	1	0	75.0	49	21	21	6	1	29	87	1	0	.185

CHAMPIONSHIP SERIES RECORD

Year	Team/Opponent	W	L	ERA	G	GS	CG	SHO	SV	IP	H	R	ER	HR	HB	BB	SO	WP	BK	AVG
2006	DET/OAK	1	0	6.75	1	1	0	0	0	5.1	7	4	4	2	0	1	6	1	1	.304
2011	DET/TEX	1	1	5.56	2	2	0	0	0	11.1	13	7	7	2	0	5	13	1	0	.277
2012	DET/NYY	1	0	1.08	1	1	0	0	0	8.1	3	1	1	1	0	0	3	0	0	.107
2013	DET/BOS	0	1	1.13	1	1	0	0	0	8.0	4	1	1	1	0	1	10	1	0	.143
2017	HOU/NYY	2	0	0.56	2	2	1	0	0	16.0	10	1	1	0	1	2	21	0	0	.179
2018	HOU/BOS	1	1	4.50	2	2	0	0	0	12.0	9	6	6	2	0	6	10	2	0	.200
2019	HOU/NYY	0	1	3.95	2	2	0	0	0	13.2	10	6	6	3	0	2	16	0	0	.200
TOTALS		6	4	3.13	11	11	1	0	0	74.2	56	26	26	11	1	17	79	5	1	.202

WORLD SERIES RECORD

Year	Team/Opponent	W	L	ERA	G	GS	CG	SHO	SV	IP	H	R	ER	HR	HB	BB	SO	WP	BK	AVG
2006	DET/STL	0	2	5.73	2	2	0	0	0	11.0	12	10	7	2	0	5	12	2	0	.273
2012	DET/SF	0	1	11.25	1	1	0	0	0	4.0	6	5	5	2	0	1	4	0	0	.333
2017	HOU/LAD	0	1	3.75	2	2	0	0	0	12.0	5	5	5	2	1	2	14	0	0	.128
2019	HOU/WSH	0	2	5.73	2	2	0	0	0	11.0	12	7	7	3	0	6	9	0	0	.279
TOTALS		0	6	5.68	7	7	0	0	0	38.0	35	27	24	9	1	14	39	2	0	.243

VERLANDER CAREER TRANSACTIONS

- Selected by Detroit in the first round (2nd overall) in the 2004 draft.
- On Injured List, April 8-June 13, 2015 (right triceps strain).
- Acquired by Houston from Detroit in exchange along with a PTBNL (OF Juan Ramirez) in exchange for OF Daz Cameron, RHP Franklin Perez and C Jake Rogers on Aug. 31, 2017.
- On Injured List, July 27-Sept. 28, 2020 (right elbow surgery).

VERLANDER GAME HIGHS

Longest Winning Streak:	12 -- July 21-Sept. 18, 2011
Longest Losing Streak:	4 (3x) -- last, Aug. 27-Sept. 20, 2008
Strikeouts:	15 -- June 12, 2019 vs. Milwaukee
Walks:7 -- Aug. 16, 2006 at Boston
Innings (starter):	9.0 (23x) -- last, Sept. 1, 2019 at Toronto
Innings (relief):	none
Low-Hit Game (CG):	0 (3x) -- last, Sept. 1, 2019 at Toronto

TABLE OF CONTENTS

VERLANDER

PLAYER DEVELOPMENT

2020 REVIEW

OPPONENTS

HISTORY AND RECORDS

SPRING TRAINING

MEDIA INFORMATION

MINUTE MAID PARK



FORREST WHITLEY

Born: 9/15/97 in San Antonio, TX

Opening Day Age: 23

Contract Status: Signed through 2021

Acquired: Selected in the first round (17th overall) of the June 2016 draft.

Resides: Houston, TX

ML Service: 0.000

61

RHP

B/T	HEIGHT	WEIGHT
R/R	6'7"	202

CAREER HIGHLIGHTS

- Right-hander has entered the last two seasons as the Astros top prospect, and one of the top prospects in baseball...MLB.com ranks him third among right-handed pitchers in the game, behind only Casey Mize (DET) and Nate Pearson (TOR), and 17th among all prospects overall.
- Has carried high prospect rankings his entire professional career, appearing in MLB.com's top 100 prospect lists entering 2017 (#84), 2018 (#9), 2019 (#7), 2020 (#19) and 2021 (#17).
- Has pitched in parts of four minor league seasons (2016-19) with the Astros, going 9-15 with a 4.71 ERA (103ER/197IP) in 57 games (47 starts)...has recorded 289 strikeouts in 197.0 career innings.
- Dominated the Arizona Fall League in the 2018 and 2019 offseasons, posting a combined 4-4 record with a 2.65 ERA (15ER/51IP) and 68 strikeouts in 12 starts...went 3-2 with a 2.88 ERA (8ER/25IP) in six starts for Peoria in 2019...went 1-2 with a 2.42 ERA (7ER/26IP) in six starts for Scottsdale in 2018...was named to the 2018 AFL Rising Stars Team.
- Selected to the 2018 SiriusXM All-Star Futures Game.
- Was named a 2017 MiLB.com Organizational All-Star after advancing to Double A Corpus Christi in what was his first full minor league season...by doing so, he became just the fifth player in a 20-year span to be drafted out of high school and advance to the Double A level in his first full minor league season, joining Chad Billingsley, Zack Greinke, Clayton Kershaw and Dylan Bundy.

MINOR LEAGUES:

- Was a non-roster invite to Major League Spring Training for the second consecutive season in **2020**...made four appearances for the Astros (5ER/6IP) before the COVID-19 shutdown...reported to Summer Camp and impressed in live BPs but did not make the Opening Day roster...spent his entire 2020 season on the 60-man player pool at the Astros Alternate Training site...had his season cut short due to a right forearm strain.
- Combined to post a 3-7 record with a 7.99 ERA (53ER/59.2IP) and 86 strikeouts between four levels in the Astros system in **2019**...pitched in the Arizona Fall League following the year and went 3-2 with a 2.88 ERA (8ER/25IP) in six starts for Peoria.
- Made eight regular season starts for Double A Corpus Christi in **2018**...didn't debut with the Hooks until June 8 following a 50-game suspension handed down by MLB...made six consecutive starts and exited his outing on July 5 with an oblique injury...was an MLB Futures Game selection but was unable to participate in the contest due to injury...returned to the mound in August to make two more starts before re-injuring his oblique... returned for the postseason, making one start on Sept. 7 at San Antonio (1ER/2.2IP)...following the regular season, pitched for Scottsdale in the Arizona Fall League, where he as named an AFL Rising Star...posted a 2.42 ERA (7ER/26IP) with 36 strikeouts in 26.0 innings across six starts...earned AFL Pitcher of the Week on Oct. 13.

NOTES

- Graduated from Alamo Heights HS in San Antonio in 2016...was pitching for his high school team on the night of the 2016 draft (June 8) when he was selected by Houston...that night, which was the UIL Class 5A Semifinal at Dell Diamond in Round Rock, Whitley fanned 11 in 6.2 innings on 123 pitches to lead his club into the state championship game.
- In regular season action, Whitley posted a 9-1 record and a 0.31 ERA in his senior season at Alamo Heights...struck out 126 batters in his 68.0 innings of work...for his stellar senior season in 2016, he was named to the Rawlings-Perfect Game 1st Team All-America and Texas All-Region 1st Team.
- Also has international experience, having played on the USA Baseball 18U National Team in 2015.
- Selected by Houston with the 17th overall pick in the first round in the 2016 draft...was the only high school player taken by Houston in the top 25 rounds in 2016...officially signed by the Astros on June 22, 2016...signed by Astros scout Noel Gonzales-Luna.
- Added to the Astros 40-man roster this offseason... had been a non-roster invitee to MLB Spring Training each of the last two seasons (2019-20).



- Worked his way up the Astros minor league system in **2017**, moving from Class A Quad Cities to Advanced Class A Buies Creek to Double A Corpus Christi...by doing so, he became just the fifth player in a 20-year span to be drafted out of high school and advance to the Double A level in his first full minor league season, joining Chad Billingsley, Zack Greinke, Clayton Kershaw and Dylan Bundy...combined to post a 5-4 record with a 2.83 ERA (29ER/92.1IP) with 143 strikeouts in 23 games (18 starts)...was named an MiLB.com Organizational All-Star following the season.
- Debuted as a professional in **2016**, tossing 18.2 innings in eight games between two affiliates... signed his professional contract on June 22 after being drafted on June 8.

CHARLES FORREST WHITLEY

Year	Team	W	L	ERA	G	GS	CG	SHO	SV	IP	H	R	ER	HR	HB	BB	SO	WP	BK	AVG
2016	GCL Astros (R)	1	1	7.36	4	2	0	0	0	7.1	8	6	6	0	0	3	13	0	0	.267
	Greenville (R)	0	1	3.18	4	4	0	0	0	11.1	11	6	4	0	0	3	13	2	0	.244
2017	Quad Cities (A)	2	3	2.91	12	10	0	0	0	46.1	42	16	15	2	2	21	67	3	1	.247
	Buies Creek (A)	3	1	3.16	7	6	0	0	0	31.1	28	11	11	2	2	9	50	4	0	.237
	Corpus Christi (AA)	0	0	1.84	4	2	0	0	0	14.2	8	3	3	1	1	4	26	0	0	.157
2018	Corpus Christi (AA)	0	2	3.76	8	8	0	0	0	26.1	15	11	11	2	2	11	34	0	0	.160
2019	Round Rock (AAA)	0	3	12.21	8	5	0	0	0	24.1	35	33	33	9	0	15	29	1	1	.343
	GCL Astros (R)	0	2	8.31	2	2	0	0	0	4.1	2	5	4	0	0	9	10	4	0	.125
	Fayetteville (A)	1	0	2.16	2	2	0	0	0	8.1	4	2	2	0	1	1	11	0	0	.138
	Corpus Christi (AA)	2	2	5.56	6	6	0	0	0	22.2	18	14	14	2	3	19	36	7	0	.222
2020	DID NOT APPEAR IN AN OFFICIAL GAME																			
MINOR LEAGUE TOTALS		9	15	4.71	57	47	0	0	0	197.0	171	107	103	18	11	95	289	21	2	.232

WHITLEY CAREER TRANSACTIONS

- Selected by Houston in the first round (17th overall) of the June 2016 draft.

TABLE OF CONTENTS

WHITLEY

PLAYER DEVELOPMENT

2020 REVIEW

OPPONENTS

HISTORY AND RECORDS

SPRING TRAINING

MEDIA INFORMATION

MINUTE MAID PARK

BIRTHDAYS FOR PLAYERS, COACHES AND BROADCASTERS

JANUARY

- 3 Omar Lopez (44)
- 12 Freudis Nova (21)
- 13 Andre Scrubb (26)
- 17 Kyle Tucker (24)
- 23 Zach Daniels (22)

FEBRUARY

- 7 Josh Miller (42)
- 10 Alex Santos II (19)
- 20 Justin Verlander (38)
- 26 Michael Papierski (25)

MARCH

- 1 Lorenzo Quintana (32)
- 6 Carson LaRue (25)
- 8 Josh James (28)
- 11 Pedro Báez (33)
- 12 Tyler Ivey (25)
- 22 Joe Smith (37)
- 27 Jake Odorizzi (31)
- 28 Robel García (28)
- 30 Alex Bregman (27)

APRIL

- 2 Brandon Bielak (24)
- 3 Gary Pettis (62)
- 6 Ralpha Garza Jr. (26)
- 16 Nivaldo Rodriguez (23)
- 19 Chas McCormick (25)
- 21 Ryan Hartman (26)
- 22 Bryan Abreu (23)
- 26 Geoff Blum (47)

MAY

- 1 José Urquidy (25)
- 6 Jose Altuve (30)
- 14 Blair Henley (23)
- 15 Michael Brantley (33)
- 15 Francisco Romero (51)
- 18 Kit Scheetz (26)
- 19 Ronnie Dawson (25)
- 26 Garrett Stubbs (27)
- 28 Pedro Leon (22)

JUNE

- 4 Kent Emanuel (28)
- 7 Robert Ford (41)
- 9 Yuli Gurriel (36)
- 15 Dusty Baker (71)
- 18 Jake Meyers (24)
- 27 Yordan Alvarez (23)
- 29 Brooks Raley (32)

JULY

- 2 Steve Sparks (57)
- 15 C.J. Hinojosa (26)
- 18 Michael Collins (36)
- 22 Jose Siri (25)
- 25 Korey Lee (22)
- 26 Ryne Stanek (29)

AUGUST

- 1 Aledmys Díaz (30)
- 4 Jojanse Torres (25)
- 16 Dan Firova (64)
- 16 Martin Maldonado (34)
- 16 Peter Solomon (24)
- 17 Blake Taylor (25)
- 19 Alex De Goti (26)
- 25 Austin Hansen (24)
- 25 Grae Kessinger (23)
- 26 Alex Treviño (63)
- 29 Seth Martinez (22)
- 29 Hunter Brown (22)
- 30 Joe Espada (45)
- 31 Austin Pruitt (31)
- 31 Ronel Blanco (27)

SEPTEMBER

- 6 Shawn Dubin (25)
- 15 Forrest Whitley (23)
- 18 Jason Castro (33)
- 18 Lonzo Shaver (25)
- 22 Jeremy Peña (23)
- 22 Carlos Correa (26)
- 28 Enoli Paredes (25)

OCTOBER

- 2 Lance McCullers Jr. (27)
- 14 Brent Strom (72)
- 16 Brett Conine (24)
- 17 Myles Straw (26)
- 18 Riley Ferrell (27)
- 21 Zack Greinke (37)

NOVEMBER

- 13 Bill Murphy (31)
- 19 Framber Valdez (27)
- 24 Francis Martes (25)
- 26 Hector Velázquez (32)

DECEMBER

- 4 Colin Barber (20)
- 5 Troy Snitker (32)
- 6 Taylor Jones (27)
- 13 Luis Garcia (24)
- 15 Ryan Pressly (32)
- 16 Bryan De La Cruz (24)
- 17 Alex Cintrón (42)
- 20 Abraham Toro (24)
- 21 Scott Manea (25)
- 22 Jairo Solis (21)
- 31 Todd Kalas (55)

*Number in parentheses indicates age as of Opening Day.

SCOUTING AND PLAYER DEVELOPMENT



2021 ASTROS AFFILIATE DIRECTORY

SUGAR LAND SKEETERS

Triple-A West
 Constellation Field
 1 Stadium Drive
 Sugar Land, TX 77498
 (281) 240-4487
 Owner: Houston Astros Baseball Club
 President: Chris Hill
 General Manager: Tyler Stamm
 Manager: Mickey Storey
 Pitching Coach: Erick Abreu
 Hitting Coach: Ben Rosenthal
 Development Coach: Sean Connone
 Trainer: John Gregorich
 Trainer: A.J. Smith
 Strength: Hazael Wessin

CORPUS CHRISTI HOOKS

Double-A Central
 Whataburger Field
 734 East Port Avenue
 Corpus Christi, TX 78401
 (361) 561-4665
 (361) 561-4666 (Fax)
 Owner: Houston Astros Baseball Club
 General Manager: Brady Ballard
 Manager: Gregorio Petit
 Pitching Coach: Graham Johnson
 Hitting Coach: Rafael Peña
 Development: TBA
 Trainer: Nate Stewart
 Strength: Mike Myers

ASHEVILLE TOURISTS

High-A East
 McCormick Field
 30 Buchanan Place
 Asheville, NC 28801
 (828) 258-0428
 Owner: DeWine Seeds Silver Dollar Baseball
 Manager: Nate Shaver
 Pitching Coach: Eric Nielsen
 Hitting Coach: TBA
 Development: Kyle Brennan
 Trainer: Brandon Zumbach
 Strength: Zach Reding

FAYETTEVILLE WOODPECKERS

Low-A East
 Segra Stadium
 225 Ray Avenue
 Suite 165
 Fayetteville, NC 28301
 (910) 339-1989
 Owner: Houston Astros Baseball Club
 Manager: Ray Hernandez
 Pitching Coach: Todd Naskedov
 Hitting Coach: Sean Godfrey
 Development: Bryan Muniz
 Trainer: Takeaki Ando
 Strength: Michael Hoffman

COMPLEX LEAGUE BLUE

The Ballpark of the Palm Beaches
 5454 Haverhill Road
 West Palm Beach, FL 33407
 Manager: Wladimir Sutil
 Pitching Coach: John Kovalik
 Hitting Coach: Rene Rojas
 Trainer: Katie Lortie
 Latin American Strength & Conditioning Coordinator: Brittany Wiebe

COMPLEX LEAGUE ORANGE

The Ballpark of the Palm Beaches
 5454 Haverhill Road
 West Palm Beach, FL 33407
 Manager: Ricky Rivera
 Pitching Coach: Jose Rada
 Hitting Coach: Jose Puentes
 Latin American Strength & Conditioning Coordinator: Brittany Wiebe

FL COMPLEX

The Ballpark of the Palm Beaches
 5454 Haverhill Road
 West Palm Beach, FL 33407
 Rehab Pitching Coach: Erick Threats
 FL Complex Hitting Coach: Tim LaMonte
 Mental Skills Coach: Alex Serrano

MINOR LEAGUE AFFILIATE HISTORY

Triple A	Double A	High A	Low A
Sugar Land (2021-current)	Corpus Christi (2005-present)	Asheville (2021-current)	Fayetteville(2021-current)
Round Rock (2005-10, 2019-20)	Round Rock (2000-04)	Fayetteville (2019-20)	Quad Cities (2013-20)
Fresno (2015-2018)	Jackson (1991-99)	Buies Creek (2017-2018)	Lexington (2001-12)
Oklahoma City (2011-14)	Columbus (1970-90)	Lancaster (2009-16)	Michigan (1999-2002)
New Orleans (1997-2004)	Dallas-Fort Worth (1968)	Salem (2003-08)	Quad Cities (1993-98)
Tucson (1980-96)	Amarillo (1965-67)	Kissimmee (1995-2000)	Asheville (1982-93)
Charleston (1977-79)	San Antonio (1963-64)	Osceola (1990-94)	Burlington (1991-92)
Memphis (1976)			Osceola (1985-89)
Iowa (1975)			Daytona Beach (1978-84)
Denver (1973-74)			Cocoa (1977)
Oklahoma City (1962-72)			Dubuque (1975-76)
			Cedar Rapids (1973-74)
			Cocoa (1965-72)
			Sumter (1971)
			Peninsula (1969)
			Greensboro (1968)
			Asheville (1967)
			Salisbury (1965-66)
			Durham (1963-66)
			Modesto (1963-64)
			Moultrie (1963)
Class A Short Season	Rookie	Gulf Coast League	Academies
Tri-City (2002-20)	Greeneville (2004-16)	GCL Astros (2009-present)	Dominican(1997-present)
Pittsfield (2001)	Martinsville (1999-2003)	GCL Astros (1977-98)	Venezuelan (2002-08)
Auburn (1982-2000)	Covington (1967-76)	FRL Astros (1965)	Dominican (1991-93)
Williamsport (1969-70)	Colts (1964)		
Bismarck-Mandan (1966)			



ASTROS MINOR LEAGUE STADIUMS

CITY	NAME	LF	CF	RF	CAPACITY
Sugar Land (TX)	Constellation Field	325'	405'	348'	7,500
Corpus Christi (TX)	Whataburger Field	325'	400'	315'	7,500
Asheville (NC)	McCormick Field	326'	373'	297'	4,000
Fayetteville (NC)	Segra Stadium	319'	400'	382'	4,786
West Palm Beach, FL	The Ballpark of the Palm Beaches	336'	408'	335'	7,858
Dominican Republic	Latin American Home of the Houston Astros	330'	390'	330'	n/a

ORGANIZATIONAL MINOR LEAGUE CHAMPIONS

Year	Club	League	Level
2018	Buies Creek	Carolina	Class A Advanced
2018	Tri-City	New York-Penn	Class A Short Season
2017	Quad Cities	Midwest	Class A
2015	Fresno	Pacific Coast	Triple A
2015	Greeneville	Appalachian	Rookie
2014	Lancaster	California	Class A Advanced
2013	Quad Cities	Midwest	Class A
2013	Tri-City	New York-Penn	Class A Short Season
2012	Lancaster	California	Class A Advanced
2010	Tri-City	New York-Penn	Class A Short Season
2006	Corpus Christi	Texas	Double A
2004	Greeneville	Appalachian	Rookie
2001*	New Orleans	Pacific Coast	Triple A
2000	Round Rock	Texas	Double A
2000	Michigan	Midwest	Class A
1999	Kissimmee	Florida State	Class A Advanced
1999	Martinsville	Appalachian	Rookie
1998	New Orleans	Pacific Coast	Triple A
1996	Jackson	Texas	Double A
1993	Tucson	Pacific Coast	Triple A
1993	Jackson	Texas	Double A
1991	Tucson	Pacific Coast	Triple A
1986	Columbus	Southern	Double A
1984	Asheville	South Atlantic	Class A
1981	Daytona Beach	Florida State	Class A
1977	Charleston	International	Triple A
1964	San Antonio	Texas	Double A
1963	Oklahoma City	Pacific Coast	Triple A

**indicates co-champion*

ASTROS MINOR LEAGUE PLAYERS OF THE YEAR

Year	Player of the Year	Pitcher of the Year
2019	IF Abraham Toro	RHP Cristian Javier
2018	OF Kyle Tucker	RHP Josh James
2017	OF Kyle Tucker	RHP Forrest Whitley
2016	IF Alex Bregman	RHP Brady Rodgers
2015	IF AJ Reed	RHP Joe Musgrove
2014	OF Brett Phillips	LHP Josh Hader
2013	OF George Springer	RHP David Martinez
2012	IF Delino DeShields	RHP Mike Foltyniewicz
2011	IF Jose Altuve	RHP Jake Buchanan
2010	OF J.D. Martinez	RHP Jordan Lyles

TABLE OF CONTENTS

PLAYERS

PLAYER DEVELOPMENT

2020 REVIEW

OPPONENTS

HISTORY AND RECORDS

SPRING TRAINING

MEDIA INFORMATION

MINUTE MAID PARK

2021 ASTROS AMATEUR & INTERNATIONAL SCOUTING STAFF

Amateur Scouting Director

Kris Gross

Senior Scouting Advisor

Charlie Gonzalez

National Crosscheckers

Evan Brannon St. Petersburg, FL
Gavin Dickey Charlotte, NC

Domestic Scouts

Kyle Connell Phoenix, AZ
Tim Costic Los Angeles, CA
Ryan Courville Houston, TX
Andrew Johnson Raleigh, NC
Ryan Leake San Diego, CA
Scott Oberhelman Cincinnati, OH
Drew Pearson Milwaukee, WI
Bobby St. Pierre Atlanta, GA
Jim Stevenson Tulsa, OK
Landon Townsley Baton Rouge, LA

Amateur Scouting Analysts

Aaron DelGiudice
Cam Pendino

International Crosschecker

Roman Ocumarez

International Scouting Supervisors

Jose Palacios Venezuela
Alfredo Ulloa Dominican Republic

International Scouts

Enrique Brito Venezuela
Leocadio Guevara Dominican Republic
Jose Lima Dominican Republic
Miguel Pintor Mexico
Hassan Wessin Dominican Republic

Scouting Assistants

Carlos Freitas Venezuela
Francisco Navarro Dominican Republic
Omar Frias Dominican Republic

2021 ASTROS MINOR LEAGUE COORDINATORS

Jason Bell Fundamentals Coordinator
Jason Kanzler Hitting Coordinator
Bill Murphy Pitching Coordinator
Mark Bailey Catching Coordinator
Bryan Baca Medical Coordinator, Assistant Rehab Coordinator
Elliot Diehl Assistant Medical Coordinator
Nick Shedd Head of Strength and Conditioning
Brittany Wiebe Latin American Strength and Conditioning Coordinator
Tim Bonacum Minor League Rehab Coordinator
Jesse Michel Mental Skills Coordinator

ASTROS IN THE FUTURES GAME

Year Players

2019 **J.B. Bukauskas** (DNP)
2018 **Yordan Alvarez** (1x3, BB)
2017 **Yordan Alvarez** (1x1, RBI), **Derek Fisher** (1x2, 2RBI, 2B), **Kyle Tucker** (1x3, RBI)
2016 **Alex Bregman** (3x5, R), **Joe Musgrove** (1.0 IP, 0 H, 0 R)
2015 **Tony Kemp** (0x1, 2 BB, R), **Mark Appel** (1.0 IP, 1 H, 0 R)
2014 **Domingo Santana** (0x2), **Michael Feliz** (1.0 IP, 2 H, 2 R, 2 SO)
2013 **George Springer** (1x3), **Delino DeShields** (0x2), **Carlos Correa** (0x0)
2012 **Jon Singleton** (3x4, BB, RBI, 2 R)
2011 **Jose Altuve** (2x3, 2B)
2010 **Jordan Lyles** (1.0 IP, 1 H, 0 R, 1 SO)
2009 **Jason Castro** (1x2, HR, 3 RBI), **Chia-Jen Lo** (1.0 IP, 0 H, 2 BB, 1 SO)
2008 **Polin Trinidad** (1.0 IP, 1 H, 1 SO)
2007 **J.R. Towles** (0x1), **Jimmy Van Ostrand** (1x1, HR, RBI)
2006 **Hunter Pence** (1x3, R, RBI), **Jason Hirsh** (starter, 1.0 IP, 1 H, 0 R, 1 SO)
2005 **Troy Patton** (0.2 IP, 0 H, 0 R, 1 SO), **Fernando Nieve** (0.2 IP, 1 H, 0 R, 1 SO)
2004 **Chris Burke** (1x2, R), **Willy Taveras** (0x2)
2003 **Chris Burke** (0x2)
2002 **John Buck** (0x1)
2001 **Jason Lane** (0x2), **Carlos Hernandez** (1.0 IP, 3 H, 2 R, 3 SO)
2000 **Carlos Hernandez**, **Wilfredo Rodriguez**
1999 **Lance Berkman**



ASTROS MINOR LEAGUE OVERVIEW

Abreu, Wilyer.....OF	Garcia, Elvis.....RHP	Palmer, Alex.....RHP
Adams, Jake.....IF	Garcia, Freylin.....RHP	Papierski, Michael.....C
Adolph, Ross.....OF	Garcia, Ronny.....RHP	Paulino, Juan.....C
Alvarez, Jose.....C	Garza, Ralph.....RHP	Payano, Josue.....IF
Andujar, Jose.....RHP	Gayle, Garrett.....RHP	Peck, Hunter.....LHP
Arcila, Carlos.....C	Giron, Adonis.....OF	Pena, Jeremy.....IF
Arias, Bryan.....IF	Gomez, Cesar.....OF	Pereira, Jherson.....RHP
Balogh, Ricardo.....IF	Gonzalez, Cristian.....IF	Perez, Chanderson.....RHP
Barber, Colin.....OF	Gonzalez, Flaer.....RHP	Perez, Frank.....OF
Barefoot, Matthew.....OF	Gonzalez, Norel.....IF	Perez, Joe.....IF
Barry, Shea.....RHP	Gonzalez, Richi.....OF	Perez, Luis.....OF
Batista, Edinson.....RHP	Grueller, Kyle.....RHP	Perry, Nathan.....C
Bellozo, Valente.....RHP	Guerrero, Luis.....OF	Pinto, Franklin.....OF
Beltre, Reimy.....RHP	Guilamo, Freddy.....C	Plumlee, Peyton.....RHP
Benedetti, Carmen.....LHP	Gusto, Ryan.....RHP	Quintana, Lorenzo.....C
Bermudez, Jonathan.....LHP	Guzman, Danyuri.....RHP	Ramirez, Johangel.....RHP
Betances, Jose.....RHP	Hansen, Austin.....RHP	Ramirez, Manny.....RHP
Biermann, Zachary.....IF	Hartman, Ryan.....LHP	Ramirez, Tomas.....OF
Blanco, Ronel.....RHP	Henderson, Layne.....RHP	Ramirez, Yeuris.....IF
Bojorquez, Gerardo.....RHP	Henley, Blair.....RHP	Record, Joe.....RHP
Bolivar, Jose.....RHP	Hensley, David.....IF	Reina, Fabricio.....RHP
Bravo, Jose.....RHP	Hernandez, Nick.....RHP	Rivera, Jose Alberto.....RHP
Brewer, Jordan.....OF	Hiraldo, Carlos.....LHP	Rivas, Rainier.....OF
Brown, Hunter.....RHP	Hinojosa, C.J.....IF	Robaina, Julio.....LHP
Brown, Ty.....RHP	Holcomb, Kevin.....RHP	Rodriguez, Elian.....RHP
Cabral, Riley.....RHP	Holderbach, Alexander.....C	Rodriguez, Leovanny.....RHP
Caldera, Fernando.....C	Horrell, Michael.....RHP	Rodriguez, Nerio.....C
Calderon, Carlos.....RHP	Hurtado, Carlos.....C	Rodriguez, Ramiro.....OF
Carrasco, Deury.....IF	Jaquez, Ernesto.....RHP	Rosado, Cesar.....RHP
Carrillo, Yefri.....OF	Jimenez, Alfredi.....RHP	Rosario, Darwin.....RHP
Casey, Chandler.....RHP	Jordan, Dexter.....IF	Ruppenthal, Matthew.....RHP
Castillo, Gerry.....C	Jose, Jairo.....OF	Salazar, Cesar.....C
Ceballos, Yeremi.....LHP	Julks, Corey.....OF	Sanchez, Anderson.....OF
Ceuta, Yorbin.....IF	Kessinger, Grae.....IF	Santa, Alimber.....RHP
Chavez, Jervic.....LHP	Krabbe, Tyler.....C	Santana, Luis.....IF
Chavez, Lupe.....RHP	LaRue, Carson.....RHP	Santander, Juan.....C
Cobos, Franny.....RHP	Lee, A.J.....IF	Santos, Alex.....RHP
Cody, Danny.....RHP	Lee, Korey.....C	Scheetz, Kit.....LHP
Collado, Willy.....RHP	Leon, Pedro.....OF	Schreiber, Scott.....OF
Conine, Brett.....RHP	Leon, Ricardo.....LHP	Schroeder, Jayson.....RHP
Conn, Devin.....RHP	Liranzo, Jesus.....OF	Serrano, Kyle.....RHP
Cooper, Everette.....OF	Lopez, Jairo.....RHP	Shaver, Colton.....IF
Corona, Kenedy.....OF	Lopez, Juan Pablo.....LHP	Sierra, Miguelangel.....IF
Correa, JC.....IF	Lorenzo, Dauri.....IF	Siri, Jose.....OF
Cortabarría, Yimmi.....OF	Machado, Carlos.....OF	Solano, Bryan.....RHP
Costes, Marty.....OF	Machandy, Roilan.....OF	Soto, Juan.....RHP
Cruz, Narbe.....IF	Macuare, Angel.....RHP	Sprinkle, Jonathan.....RHP
Daniels, Brett.....RHP	Manea, Scott.....C	Stubbs, CJ.....C
Daniels, Zach.....OF	Martich, Eurys.....RHP	Subero, Danny.....RHP
Dawson, Ronnie.....OF	Martinez, Seth.....RHP	Tamarez, Misael.....RHP
De Goti, Alex.....IF	Martinez, Yohander.....IF	Taveras, Diosmerky.....RHP
De La Cruz, Bryan.....OF	Mascai, Victor.....OF	Taylor, Chandler.....OF
De La Cruz, Denfry.....OF	Matijevic, J.J.....IF	Tejada, Felipe.....IF
De Los Santos, Juan.....RHP	Matthews, Zack.....RHP	Tokar, Heitor.....RHP
De Paula, Brayán.....LHP	McDonald, Cole.....RHP	Toro, Ricardo.....C
De Pena, Freilyn.....RHP	McKee, Colin.....RHP	Torres, Jojanse.....RHP
Deason, Cody.....RHP	McKenna, Alex.....OF	Uceta, Raider.....OF
DeJueas, Tommy.....RHP	Mejias, Christian.....RHP	Ullolola, Miguel.....RHP
Del Rosario, Richel.....OF	Melendez, Jaime.....RHP	Urdaneta, Ronaldo.....IF
Diaz, Omar.....OF	Mendoza, Jose.....IF	Valdez, Enmanuel.....IF
Dickey, Kevin.....LHP	Mendoza, Sean.....IF	Vega, Luis.....RHP
Dirden, Justin.....OF	Meyers, Jake.....OF	Velazquez, Hector.....RHP
Donato, Chad.....RHP	Mezquita, Cristofer.....LHP	Villega, Elvin.....RHP
Drennan, Whit.....LHP	Moclair, Mark.....RHP	West, Derek.....RHP
Dubin, Shawn.....RHP	Molero, Jeremy.....RHP	Whitcomb, Shay.....IF
Encarnacion, Luis.....IF	Monzon, Andres.....OF	Wielansky, Michael.....IF
Encarnacion, Yamal.....IF	Morales, Christopher.....OF	Zimmermann, Peter.....IF
Endersby, Jimmy.....RHP	Mushinski, Parker.....LHP	
Espinosa, Rolando.....IF	Nodal, Jose.....LHP	
Eusebio, Marcos.....RHP	Nolasco, Brayán.....OF	
Fernandez, Jesus.....IF	Orr, Cody.....OF	
Ferrell, Riley.....RHP	Ortiz, Ayendy.....IF	
France, JP.....RHP	Pacheco, Daniel.....RHP	
Freure, R.J.....RHP	Palma, Miguel.....C	

TABLE OF CONTENTS

PLAYERS

PLAYER DEVELOPMENT

2020 REVIEW

OPPONENTS

HISTORY AND RECORDS

SPRING TRAINING

MEDIA INFORMATION

MINUTE MAID PARK

WILYER ABREU - OUTFIELDER

Height: 6-0 **Weight:** 210 **Bats:** L **Throws:** L
Born: June 24, 1999 - Maracaibo, VZ **Hometown:** Maracaibo, VZ
Recommended/Signed By: Oz Ocampo/Roman Ocumarez/Tom Shafer/Daniel Acuña
How Obtained: Signed by the Astros as a non-drafted free agent on July 2, 2017.

Year	Team	AVG	G	AB	R	H	2B	3B	HR	RBI	BB	SO	SB	CS	OBP	SLG	SF	SH	HB	E
2019	Tri-City (A)	.229	24	70	8	16	4	0	1	7	5	16	2	3	.273	.329	2	0	0	0
	Quad Cities (A)	.270	35	122	13	33	7	2	1	6	14	29	4	5	.355	.385	0	0	2	2
MINOR LEAGUE TOTALS		.253	134	450	64	114	27	3	2	45	51	106	21	16	.335	.340	4	2	6	3

JAKE ADAMS - INFIELDER

Height: 6-2 **Weight:** 236 **Bats:** R **Throws:** R
Born: Dec. 23, 1995 - Brandon, SD **Hometown:** Brandon, SD
School: University of Iowa **Recommended/Signed By:** Mark Adair
How Obtained: Selected by the Astros in the sixth round of the June 2017 draft.
Career Highlights: 2019: Carolina League Midseason All-Star...Texas League Player of the Week (Aug. 12-18).

Year	Team	AVG	G	AB	R	H	2B	3B	HR	RBI	BB	SO	SB	CS	OBP	SLG	SF	SH	HB	E
2019	Fayetteville (A)	.246	91	321	38	79	12	0	15	66	31	86	4	3	.312	.424	7	0	3	9
	Corpus Christi (AA)	.255	27	98	15	25	5	0	7	21	6	31	1	0	.306	.520	2	0	2	0
MINOR LEAGUE TOTALS		.234	277	977	127	229	46	2	47	162	102	298	16	10	.310	.430	14	0	11	21

ROSS ADOLPH - OUTFIELDER

Height: 6-1 **Weight:** 198 **Bats:** L **Throws:** R
Born: Dec. 17, 1996 - Findlay, OH **Hometown:** Findlay, OH
School: Toledo **Recommended/Signed By:** Chris Hervey (NYM)
How Obtained: Acquired by the Astros from the Mets along with C. Scott Manea and IF Luis Santana in exchange for IF J.D. Davis and IF Cody Bohanek on Jan. 6, 2019...originally signed by the Mets as an undrafted free agent on July 28, 2016...originally selected by the Mets in the 12th round of the June 2018 draft.
Career Highlights: 2019: Midwest League Player of the Week, June 10-16 and June 17-23...2018: New York-Penn League Midseason All-Star...New York-Penn League All-Star Game Top Star.

Year	Team	AVG	G	AB	R	H	2B	3B	HR	RBI	BB	SO	SB	CS	OBP	SLG	SF	SH	HB	E
2019	Quad Cities (A)	.223	71	238	45	53	15	5	6	24	37	99	9	8	.354	.403	1	0	12	4
	Fayetteville (A)	.236	43	144	24	34	5	1	1	16	24	43	2	1	.360	.306	0	0	4	1
MINOR LEAGUE TOTALS		.246	175	614	116	151	29	18	14	75	82	194	25	12	.354	.420	5	0	23	5

JOSE ALVAREZ - CATCHER

Height: 6-1 **Weight:** 176 **Bats:** R **Throws:** R
Born: June 4, 2000 - San Francisco, VZ **Hometown:** San Francisco, VZ
Recommended/Signed By: Oz Ocampo/Roman Ocumarez/Tom Shafer/Daniel Acuña
How Obtained: Signed by the Astros as a non-drafted free agent on July 2, 2016.

Year	Team	AVG	G	AB	R	H	2B	3B	HR	RBI	BB	SO	SB	CS	OBP	SLG	SF	SH	HB	E
2019	GCL Astros (R)	.276	38	127	15	35	5	2	1	17	11	25	1	0	.340	.370	1	0	2	3
MINOR LEAGUE TOTALS		.276	133	410	65	113	15	2	1	43	53	86	10	8	.364	.329	3	3	6	10

JOSE ANDUJAR - RIGHT-HANDED PITCHER

Height: 5-10 **Weight:** 158 **Bats:** R **Throws:** R
Born: Feb. 10, 2002 - Azua, DR **Hometown:** Azua, DR
Recommended/Signed By: Hassan Wessin
How Obtained: Signed by the Astros as a non-drafted free agent on Sept. 2, 2020.

Year	Team	W	L	ERA	G	GS	CG	SHO	SV	IP	H	R	ER	HR	HB	BB	SO	WP	BK	AVG
2021 will be his first professional season																				

CARLOS ARCILA - CATCHER

Height: 5-11 **Weight:** 155 **Bats:** R **Throws:** R
Born: Jan. 2, 2004 - Maracay, VZ **Hometown:** Maracay, VZ
Recommended/Signed By: José Palacios/Enrique Brito
How Obtained: Signed by the Astros as a non-drafted free agent on Jan. 15, 2021.

Year	Team	AVG	G	AB	R	H	2B	3B	HR	RBI	BB	SO	SB	CS	OBP	SLG	SF	SH	HB	E
2021 will be his first professional season																				

BRYAN ARIAS - INFIELDER

Height: 6-0 **Weight:** 199 **Bats:** R **Throws:** R
Born: June 6, 1997 - San Antonio, TX **Hometown:** San Antonio, TX
School: University of Texas-San Antonio **Recommended/Signed By:** Ryan Leake
How Obtained: Selected by the Astros in the 28th round of the June 2019 draft.

Year	Team	AVG	G	AB	R	H	2B	3B	HR	RBI	BB	SO	SB	CS	OBP	SLG	SF	SH	HB	E
2019	Tri-City (A)	.234	36	111	14	26	4	1	2	12	10	25	4	2	.293	.342	2	0	0	11
MINOR LEAGUE TOTALS		.234	36	111	14	26	4	1	2	12	10	25	4	2	.293	.342	2	0	0	11



RICARDO BALOGH - INFIELDER

Height: 6-3 **Weight:** 181 **Bats:** S **Throws:** R
Born: July 9, 2002 - Santo Domingo, DR **Hometown:** Santo Domingo, DR
Recommended/Signed By: Roman Ocumarez/Francis Mojica
How Obtained: Signed by the Astros as a non-drafted free agent on July 9, 2018.

Year	Team	AVG	G	AB	R	H	2B	3B	HR	RBI	BB	SO	SB	CS	OBP	SLG	SF	SH	HB	E
2019	Tri-City (A)	.186	47	102	12	19	0	0	0	11	15	38	3	3	.317	.186	1	3	5	5
MINOR LEAGUE TOTALS		.186	47	102	12	19	0	0	0	11	15	38	3	3	.317	.186	1	3	5	5

COLIN BARBER - OUTFIELDER

Height: 6-0 **Weight:** 189 **Bats:** L **Throws:** L
Born: Dec. 4, 2000 - Paradise, CA **Hometown:** Chico, CA
School: Pleasant Valley HS **Recommended/Signed By:** Tim Costic
How Obtained: Selected by the Astros in the fourth round of the June 2019 draft.

Year	Team	AVG	G	AB	R	H	2B	3B	HR	RBI	BB	SO	SB	CS	OBP	SLG	SF	SH	HB	E
2019	GCL Astros (R)	.263	28	99	19	26	5	1	2	6	19	29	2	1	.387	.394	0	0	1	3
MINOR LEAGUE TOTALS		.263	28	99	19	26	5	1	2	6	19	29	2	1	.387	.394	0	0	1	3

MATTHEW BAREFOOT - OUTFIELDER

Height: 6-0 **Weight:** 203 **Bats:** R **Throws:** L
Born: Sept. 20, 1997 - Dunn, NC **Hometown:** Newton Grove, NC
School: Midway HS **Recommended/Signed By:** Charles Cook
How Obtained: Selected by the Astros in the sixth round of the June 2019 draft.

Year	Team	AVG	G	AB	R	H	2B	3B	HR	RBI	BB	SO	SB	CS	OBP	SLG	SF	SH	HB	E
2019	Tri-City (A)	.155	23	71	5	11	1	0	0	2	8	17	1	1	.241	.169	0	0	0	1
MINOR LEAGUE TOTALS		.155	23	71	5	11	1	0	0	2	8	17	1	1	.241	.169	0	0	0	1

SHEA BARRY - RIGHT-HANDED PITCHER

Height: 6-2 **Weight:** 201 **Bats:** R **Throws:** R
Born: Dec. 22, 1997 - Tarzana, CA **Hometown:** Tarzana, CA
School: UC Santa Barbara **Recommended/Signed By:** Tim Costic
How Obtained: Selected by the Astros in the 22nd round of the June 2019 draft.

Year	Team	W	L	ERA	G	GS	CG	SHO	SV	IP	H	R	ER	HR	HB	BB	SO	WP	BK	AVG
2019	Tri-City (A)	2	1	3.06	13	0	0	0	2	17.2	14	14	6	0	2	16	21	5	0	.203
MINOR LEAGUE TOTALS		2	1	3.06	13	0	0	0	2	17.2	14	14	6	0	2	16	21	5	0	.203

EDINSON BATISTA - RIGHT-HANDED PITCHER

Height: 6-2 **Weight:** 170 **Bats:** R **Throws:** R
Born: May 19, 2002 - Santiago, DR **Hometown:** Santiago, DR
Recommended/Signed By: Roman Ocumarez/Alfredo Ulloa
How Obtained: Signed by the Astros as a non-drafted free agent on March 2, 2019.

Year	Team	W	L	ERA	G	GS	CG	SHO	SV	IP	H	R	ER	HR	HB	BB	SO	WP	BK	AVG
2019	DSL Astros (R)	2	0	4.00	15	0	0	0	2	36.0	33	17	16	0	4	24	44	9	0	.241
MINOR LEAGUE TOTALS		2	0	4.00	15	0	0	0	2	36.0	33	17	16	0	4	24	44	9	0	.241

VALENTE BELLOZO - RIGHT-HANDED PITCHER

Height: 6-2 **Weight:** 180 **Bats:** L **Throws:** L
Born: Jan. 4, 2000 - Baja California, MEX **Hometown:** Mexicali, MEX
Recommended/Signed By: Oz Ocampo/Raúl López
How Obtained: Signed by the Astros as a non-drafted free agent on July 3, 2017.
Career Highlights: 2019: *Baseball America* Short Season All-Star.

Year	Team	W	L	ERA	G	GS	CG	SHO	SV	IP	H	R	ER	HR	HB	BB	SO	WP	BK	AVG
2019	Tri-City (A)	6	0	1.39	11	4	0	0	0	45.1	25	7	7	0	2	10	58	5	0	.164
	Quad Cities (A)	0	1	2.77	3	1	0	0	1	13.0	10	4	4	0	3	2	11	0	0	.208
MINOR LEAGUE TOTALS		8	2	1.72	28	13	0	0	2	110.0	64	22	21	0	7	28	111	6	0	.170

REIMY BELTRE - RIGHT-HANDED PITCHER

Height: 6-3 **Weight:** 166 **Bats:** R **Throws:** R
Born: Dec. 12, 2000 - Bonao, DR **Hometown:** Bonao, DR
Recommended/Signed By: Roman Ocumarez
How Obtained: Signed by the Astros as a non-drafted free agent on July 2, 2018.

Year	Team	W	L	ERA	G	GS	CG	SHO	SV	IP	H	R	ER	HR	HB	BB	SO	WP	BK	AVG
2019	DSL Astros (R)	3	0	1.67	10	5	0	0	1	32.1	14	8	6	1	4	21	44	8	1	.125
MINOR LEAGUE TOTALS		3	0	1.67	10	5	0	0	1	32.1	14	8	6	1	4	21	44	8	1	.125

CARMEN BENEDETTI - OUTFIELDER

Height: 6-2 **Weight:** 228 **Bats:** L **Throws:** L
Born: Oct. 29, 1994 - Ann Arbor, MI **Hometown:** Grosse Pointe Farms, MI
School: University of Michigan **Recommended/Signed By:** Nick Venuto
How Obtained: Selected by the Astros in the 12th round of the June 2016 draft.

Year	Team	AVG	G	AB	R	H	2B	3B	HR	RBI	BB	SO	SB	CS	OBP	SLG	SF	SH	HB	E
2019	Corpus Christi (AA)	.164	21	73	6	12	2	1	0	2	9	33	1	0	.256	.219	0	0	0	1
MINOR LEAGUE TOTALS		.288	234	832	131	240	52	4	14	111	123	222	14	5	.378	.411	8	3	2	6

TABLE OF CONTENTS

PLAYERS

PLAYER DEVELOPMENT

2020 REVIEW

OPPONENTS

HISTORY AND RECORDS

SPRING TRAINING

MEDIA INFORMATION

MINUTE MAID PARK

JONATHAN BERMUDEZ - LEFT-HANDED PITCHER

Height: 6-2 **Weight:** 235 **Bats:** L **Throws:** L
Born: Oct. 16, 1995 - Coamo, PR **Hometown:** Coamo, PR
School: Southeastern University **Recommended/Signed By:** Joey Sola
How Obtained: Selected by the Astros in the 23rd round of the June 2018 draft.

Year	Team	W	L	ERA	G	GS	CG	SHO	SV	IP	H	R	ER	HR	HB	BB	SO	WP	BK	AVG
2019	Corpus Christi (AA)	0	2	0.93	5	0	0	0	1	9.2	4	3	1	0	0	5	14	0	0	.125
	Quad Cities (A)	6	1	4.10	18	10	0	0	0	68.0	63	32	31	4	3	26	79	9	0	.248
MINOR LEAGUE TOTALS		7	3	3.65	33	10	0	0	1	91.1	80	43	37	5	3	36	103	9	0	.239

JOSE BETANCES - RIGHT-HANDED PITCHER

Height: 6-0 **Weight:** 206 **Bats:** R **Throws:** R
Born: Oct. 17, 1999 - Salcedo, DR **Hometown:** Salcedo, DR
Recommended/Signed By: Oz Ocampo/Roman Ocumarez/Tom Shafer
How Obtained: Signed by the Astros as a non-drafted free agent on July 2, 2017.

Year	Team	W	L	ERA	G	GS	CG	SHO	SV	IP	H	R	ER	HR	HB	BB	SO	WP	BK	AVG
2019	DSL Astros (R)	1	2	11.64	18	0	0	0	2	19.1	22	28	25	1	6	36	17	17	1	.310
MINOR LEAGUE TOTALS		1	2	9.37	33	0	0	0	2	32.2	36	43	34	1	9	53	24	30	3	.303

ZACHARY BIERMANN - INFIELDER

Height: 6-3 **Weight:** 224 **Bats:** L **Throws:** L
Born: June 2, 1997 - Mequon, WI **Hometown:** Mequon, WI
School: Coastal Carolina **Recommended/Signed By:** Gavin Dickey
How Obtained: Selected by the Astros in the 23rd round of the June 2019 draft.

Year	Team	AVG	G	AB	R	H	2B	3B	HR	RBI	BB	SO	SB	CS	OBP	SLG	SF	SH	HB	E
2019	Tri-City (A)	.221	26	86	12	19	4	1	3	14	16	20	2	2	.352	.395	3	0	3	5
	Quad Cities (A)	.194	19	62	7	12	4	0	2	8	2	26	0	0	.254	.355	0	0	3	2
MINOR LEAGUE TOTALS		.209	45	148	19	31	8	1	5	22	18	46	2	2	.314	.378	3	0	6	7

RONEL BLANCO - RIGHT-HANDED PITCHER

See non-roster bio

GERARDO BOJORQUEZ - RIGHT-HANDED PITCHER

Height: 6-3 **Weight:** 210 **Bats:** R **Throws:** R
Born: Oct. 23, 1997 - Nogales, MEX **Hometown:** Magdalena de Kino, MEX
Recommended/Signed By: Oz Ocampo/Carlos Alfonso/Raul Lopez
How Obtained: Signed by the Astros as a non-drafted free agent on Dec. 18, 2015.

Year	Team	W	L	ERA	G	GS	CG	SHO	SV	IP	H	R	ER	HR	HB	BB	SO	WP	BK	AVG
2019	GCL Astros (R)	0	0	0.00	1	1	0	0	0	0.2	3	5	0	1	0	1	0	0	0	.500
MINOR LEAGUE TOTALS		6	8	4.89	28	14	0	0	0	103.0	112	73	56	13	7	40	81	18	0	.273

JOSE BOLIVAR - RIGHT-HANDED PITCHER

Height: 5-11 **Weight:** 175 **Bats:** R **Throws:** R
Born: Nov. 21, 2002 - Maturin, VZ **Hometown:** Maturin, VZ
Recommended/Signed By: Jose Palacios
How Obtained: Signed by the Astros as a non-drafted free agent on Aug. 9, 2019.

Year	Team	W	L	ERA	G	GS	CG	SHO	SV	IP	H	R	ER	HR	HB	BB	SO	WP	BK	AVG
2021 will be his first professional season																				

JOSE BRAVO - RIGHT-HANDED PITCHER

Height: 6-3 **Weight:** 219 **Bats:** R **Throws:** R
Born: June 10, 1997 - Tijuana, MEX **Hometown:** Playas de Rosarito, MEX
Recommended/Signed By: Oz Ocampo/Raul Lopez
How Obtained: Signed by the Astros as a non-drafted free agent on July 5, 2016.
Career Highlights: 2019: Midwest League Pitcher of the Week, June 10-16.

Year	Team	W	L	ERA	G	GS	CG	SHO	SV	IP	H	R	ER	HR	HB	BB	SO	WP	BK	AVG
2019	Quad Cities (A)	5	5	3.79	19	15	1	1	1	92.2	76	44	39	9	7	20	83	2	0	.219
	Corpus Christi (AA)	0	0	7.71	1	0	0	0	0	2.1	2	2	2	1	0	1	5	0	0	.222
	Fayetteville (A)	2	1	0.93	4	0	0	0	1	9.2	2	1	1	1	1	0	10	0	0	.059
	Round Rock (AAA)	0	0	9.00	1	0	0	0	0	2.0	3	2	2	1	0	1	3	0	0	.375
MINOR LEAGUE TOTALS		11	12	3.65	45	28	2	1	2	180.0	164	82	73	17	8	27	160	4	0	.239

JORDAN BREWER - OUTFIELDER

Height: 6-1 **Weight:** 204 **Bats:** R **Throws:** R
Born: Aug. 1, 1997 - St. Joseph, MI **Hometown:** St. Joseph, MI
School: University of Michigan **Recommended/Signed By:** Scott Oberhelman
How Obtained: Selected by the Astros in the third round of the June 2019 draft.

Year	Team	AVG	G	AB	R	H	2B	3B	HR	RBI	BB	SO	SB	CS	OBP	SLG	SF	SH	HB	E
2019	Tri-City (A)	.130	16	54	5	7	0	0	1	3	2	6	2	0	.161	.185	0	0	0	0
MINOR LEAGUE TOTALS		.130	16	54	5	7	0	0	1	3	2	6	2	0	.161	.185	0	0	0	0



HUNTER BROWN - RIGHT-HANDED PITCHER

See non-roster bio

TY BROWN - RIGHT-HANDED PITCHER

Height: 6-4 **Weight:** 242 **Bats:** R **Throws:** R
Born: Oct. 2, 1998 - Mansfield, OH **Hometown:** Mansfield, OH
School: Vanderbilt **Recommended/Signed By:** Landon Townsley
How Obtained: Selected by the Astros in the third round of the June 2020 draft.

Year	Team	W	L	ERA	G	GS	CG	SHO	SV	IP	H	R	ER	HR	HB	BB	SO	WP	BK	AVG
2021 will be his first professional season																				

RILEY CABRAL - RIGHT-HANDED PITCHER

Height: 5-11 **Weight:** 230 **Bats:** R **Throws:** R
Born: Jan. 25, 1997 **Hometown:** Midwest City, OK
School: Chipola Junior College **Recommended/Signed By:** Travis Coleman
How Obtained: Selected by the Astros in the 31st round of the June 2018 draft.

Year	Team	W	L	ERA	G	GS	CG	SHO	SV	IP	H	R	ER	HR	HB	BB	SO	WP	BK	AVG
2019	Quad Cities (A)	1	0	3.95	16	0	0	0	6	27.1	25	13	12	0	1	16	26	2	0	.255
	Fayetteville (A)	2	1	4.35	13	0	0	0	3	20.2	16	10	10	1	2	5	33	2	0	.213
MINOR LEAGUE TOTALS		4	1	3.97	45	0	0	0	9	65.2	62	34	29	1	4	32	76	9	0	.251

FERNANDO CALDERA - CATCHER

Height: 5-11 **Weight:** 170 **Bats:** R **Throws:** R
Born: Oct. 10, 2002 - Coro, VZ **Hometown:** Coro, VZ
Recommended/Signed By: Roman Ocumarez/Jose Palacios
How Obtained: Signed by the Astros as a non-drafted free agent on July 2, 2019.

Year	Team	AVG	G	AB	R	H	2B	3B	HR	RBI	BB	SO	SB	CS	OBP	SLG	SF	SH	HB	E
2021 will be his first professional season																				

CARLOS CALDERON - RIGHT-HANDED PITCHER

Height: 6-0 **Weight:** 194 **Bats:** R **Throws:** R
Born: Oct. 4, 2001 - San Cristobal, DR **Hometown:** San Cristobal, DR
Recommended/Signed By: Roman Ocumarez/Alfredo Ulloa/Francis Mojica
How Obtained: Signed by the Astros as a non-drafted free agent on July 2, 2018.

Year	Team	W	L	ERA	G	GS	CG	SHO	SV	IP	H	R	ER	HR	HB	BB	SO	WP	BK	AVG
2019	DSL Astros (R)	4	3	4.20	14	6	0	0	0	45.0	42	27	21	0	4	24	44	9	1	.250
MINOR LEAGUE TOTALS		4	3	4.20	14	6	0	0	0	45.0	42	27	21	0	4	24	44	9	1	.250

DEURY CARRASCO - INFIELDER

Height: 5-9 **Weight:** 163 **Bats:** L **Throws:** R
Born: Sept. 20, 1999 - Villa La Mata, DR **Hometown:** Cotui, DR
Recommended/Signed By: Oz Ocampo/Roman Ocumarez
How Obtained: Signed by the Astros as a non-drafted free agent on July 2, 2016.

Year	Team	AVG	G	AB	R	H	2B	3B	HR	RBI	BB	SO	SB	CS	OBP	SLG	SF	SH	HB	E
2019	Tri-City (A)	.165	30	79	6	13	2	0	0	3	35	2	5	.195	.190	0	0	0	0	8
MINOR LEAGUE TOTALS		.240	139	430	70	103	16	6	1	27	70	127	51	26	.347	.312	4	3	3	48

YEFRI CARRILLO - OUTFIELDER

Height: 6-2 **Weight:** 168 **Bats:** R **Throws:** R
Born: Jan. 13, 2001 - Miranda, VZ **Hometown:** Miranda, VZ
Recommended/Signed By: Oz Ocampo/David Brito
How Obtained: Signed by the Astros as a non-drafted free agent on July 2, 2017.

Year	Team	AVG	G	AB	R	H	2B	3B	HR	RBI	BB	SO	SB	CS	OBP	SLG	SF	SH	HB	E
2019	Tri-City (A)	.182	4	11	0	2	0	0	0	1	5	1	0	.250	.182	0	0	0	0	0
	GCL Astros (R)	.149	24	67	11	10	2	0	1	5	8	33	6	1	.266	.224	1	0	3	1
MINOR LEAGUE TOTALS		.203	87	291	44	59	11	3	2	17	37	104	25	8	.313	.282	1	0	10	4

CHANDLER CASEY - RIGHT-HANDED PITCHER

Height: 6-2 **Weight:** 211 **Bats:** R **Throws:** R
Born: May 30, 1996 - Lubbock, TX **Hometown:** Lubbock, TX
School: Lubbock Christian **Recommended/Signed By:** Jim Stevenson
How Obtained: Selected by the Astros in the 26th round of the June 2019 draft.

Year	Team	W	L	ERA	G	GS	CG	SHO	SV	IP	H	R	ER	HR	HB	BB	SO	WP	BK	AVG
2019	GCL Astros (R)	0	0	0.00	5	1	0	0	2	5.2	2	0	0	0	0	3	4	0	0	.111
MINOR LEAGUE TOTALS		0	0	0.00	5	1	0	0	2	5.2	2	0	0	0	0	3	4	0	0	.111

TABLE OF CONTENTS

PLAYERS

PLAYER DEVELOPMENT

2020 REVIEW

OPPONENTS

HISTORY AND RECORDS

SPRING TRAINING

MEDIA INFORMATION

MINUTE MAID PARK

GERRY CASTILLO - CATCHER

Height: 5-10 **Weight:** 198 **Bats:** S **Throws:** R
Born: Oct. 3, 1997 - Santo Domingo, DR **Hometown:** Santo Domingo Centro, DR
Recommended/Signed By: Oz Ocampo/Roman Ocumarez/Leocadio Guevara
How Obtained: Signed by the Astros as a non-drafted free agent on May 2, 2016.

Year	Team	AVG	G	AB	R	H	2B	3B	HR	RBI	BB	SO	SB	CS	OBP	SLG	SF	SH	HB	E
2019	GCL Astros (R)	.304	23	69	16	21	5	0	1	10	12	11	3	0	.415	.420	0	0	1	3
MINOR LEAGUE TOTALS		.226	118	252	39	57	11	2	2	37	39	57	8	3	.334	.310	2	1	3	9

YEREMI CEBALLOS - LEFT-HANDED PITCHER

Height: 6-2 **Weight:** 175 **Bats:** L **Throws:** L
Born: Dec. 21, 1998 - Santo Domingo Centro, DR **Hometown:** Villa Mella, DR
Recommended/Signed By: Oz Ocampo/Roman Ocumarez/Leocadio Guevara
How Obtained: Signed by the Astros as a non-drafted free agent on April 5, 2016.

Year	Team	W	L	ERA	G	GS	CG	SHO	SV	IP	H	R	ER	HR	HB	BB	SO	WP	BK	AVG
2019	Quad Cities (A)	0	0	2.70	2	0	0	0	0	3.1	1	1	1	0	0	6	5	1	0	.091
	GCL Astros (R)	0	0	0.00	2	0	0	0	1	2.2	1	0	0	0	0	3	0	1	0	.111
	Fayetteville (A)	0	0	0.96	5	0	0	0	1	9.1	2	1	1	1	0	2	10	0	0	.065
	Tri-City (A)	0	0	8.00	6	0	0	0	1	9.0	7	8	8	2	1	5	11	3	0	.206
MINOR LEAGUE TOTALS		3	1	2.48	37	1	0	0	4	65.1	38	22	18	3	4	42	64	14	0	.170

YORBIN CEUTA - INFIELDER

Height: 6-0 **Weight:** 202 **Bats:** S **Throws:** R
Born: Jan. 14, 2000 - Guarenas, VZ **Hometown:** Guarenas, VZ
Recommended/Signed By: Oz Ocampo/Roman Ocumarez/Tom Shafer
How Obtained: Signed by the Astros as a non-drafted free agent on July 2, 2016.

Year	Team	AVG	G	AB	R	H	2B	3B	HR	RBI	BB	SO	SB	CS	OBP	SLG	SF	SH	HB	E
2019	Tri-City (A)	.083	4	12	0	1	0	0	0	0	1	2	0	0	.154	.083	0	0	0	0
	GCL Astros (R)	.232	38	125	10	29	7	1	2	19	8	23	1	1	.285	.352	7	1	4	2
MINOR LEAGUE TOTALS		.230	136	466	56	107	13	6	2	49	51	77	13	8	.316	.296	9	2	12	18

JERVIC CHAVEZ - LEFT-HANDED PITCHER

Height: 6-0 **Weight:** 192 **Bats:** L **Throws:** L
Born: Feb. 8, 1997 - Caracas, VZ **Hometown:** Zamora, VZ
Recommended/Signed By: Oz Ocampo/Jose Palacios
How Obtained: Signed by the Astros as a non-drafted free agent on July 2, 2016.

Year	Team	W	L	ERA	G	GS	CG	SHO	SV	IP	H	R	ER	HR	HB	BB	SO	WP	BK	AVG
2019	Tri-City (A)	1	0	1.23	2	0	0	0	0	7.1	1	1	1	0	0	5	5	1	0	.048
	GCL Astros (R)	2	2	2.89	11	0	0	0	1	28.0	21	10	9	3	1	12	31	4	0	.202
MINOR LEAGUE TOTALS		6	4	3.19	44	1	0	0	10	87.1	59	38	31	3	10	42	78	15	1	.193

LUPE CHAVEZ - RIGHT-HANDED PITCHER

Height: 6-2 **Weight:** 214 **Bats:** R **Throws:** R
Born: Dec. 3, 1997 - El Fuerte, MEX **Hometown:** El Fuerte, MEX
Recommended/Signed By: Ismael Cruz/Luis Marquez (TOR)
How Obtained: Acquired from Toronto in exchange for RHP Scott Feldman on Aug. 1, 2016...originally signed by the Blue Jays as a non-drafted free agent on July 2, 2014.
Career Highlights: 2016: *Baseball America* Rookie Level All-Star.

Year	Team	W	L	ERA	G	GS	CG	SHO	SV	IP	H	R	ER	HR	HB	BB	SO	WP	BK	AVG
2019	Tri-City (A)	0	1	1.37	5	2	0	0	1	19.2	14	4	3	1	2	6	20	3	0	.200
	Quad Cities (A)	0	2	4.56	6	5	0	0	1	25.2	29	14	13	1	5	16	24	2	1	.287
MINOR LEAGUE TOTALS		11	6	2.48	36	28	0	0	2	152.1	135	50	42	3	20	52	144	19	2	.239

FRANXY COBOS - RIGHT-HANDED PITCHER

Height: 5-9 **Weight:** 182 **Bats:** R **Throws:** R
Born: Feb. 1, 2001 - La Habana, Cuba **Hometown:** Dominican Republic
Recommended/Signed By: Charlie Gonzalez
How Obtained: Signed by the Astros as a non-drafted free agent on Aug. 24, 2017.

Year	Team	W	L	ERA	G	GS	CG	SHO	SV	IP	H	R	ER	HR	HB	BB	SO	WP	BK	AVG
2019	Tri-City (A)	1	0	0.71	4	1	0	0	0	12.2	5	4	1	0	1	8	13	1	0	.116
	GCL Astros (R)	2	1	2.22	8	1	0	0	0	24.1	23	8	6	1	4	9	18	2	0	.258
MINOR LEAGUE TOTALS		4	3	1.10	26	7	0	0	1	82.0	57	16	10	1	6	24	70	4	0	.201

DANNY CODY - RIGHT-HANDED PITCHER

Height: 6-3 **Weight:** 180 **Bats:** R **Throws:** R
Born: March 6, 1997 - Akron, OH **Hometown:** Akron, OH
School: Baldwin Wallace University **Recommended/Signed By:** Scott Oberhelman
How Obtained: Selected by the Astros in the 17th round of the June 2019 draft.

Year	Team	W	L	ERA	G	GS	CG	SHO	SV	IP	H	R	ER	HR	HB	BB	SO	WP	BK	AVG
2019	GCL Astros (R)	0	0	2.70	4	0	0	0	0	6.2	4	4	2	0	2	4	5	2	0	.174
	Tri-City (A)	0	0	3.29	7	0	0	0	1	13.2	12	10	5	0	2	4	13	3	0	.226
	Quad Cities (A)	0	1	10.13	2	0	0	0	0	2.2	5	4	3	0	0	5	3	0	0	.417
MINOR LEAGUE TOTALS		0	1	3.91	13	0	0	0	1	23.0	21	18	10	0	4	13	21	5	0	.239



TABLE OF CONTENTS

PLAYERS

PLAYER DEVELOPMENT

2020 REVIEW

OPPONENTS

HISTORY AND RECORDS

SPRING TRAINING

MEDIA INFORMATION

MINUTE MAID PARK

WILLY COLLADO - RIGHT-HANDED PITCHER

Height: 6-2 **Weight:** 176 **Bats:** R **Throws:** R
Born: March 30, 1998 - Altamira, DR **Hometown:** Altamira, DR
Recommended/Signed By: Oz Ocampo/Roman Ocumarez/Francis Mojica
How Obtained: Signed by the Astros as a non-drafted free agent on April 27, 2016.

Year	Team	W	L	ERA	G	GS	CG	SHO	SV	IP	H	R	ER	HR	HB	BB	SO	WP	BK	AVG
2019	Quad Cities (A)	1	0	2.35	4	0	0	0	0	7.2	5	2	2	1	0	2	9	0	0	.185
	Fayetteville (A)	0	3	1.16	13	0	0	0	3	23.1	13	5	3	0	2	11	33	0	0	.160
	Corpus Christi (AA)	0	3	2.13	18	0	0	0	4	38.0	38	12	9	2	3	7	36	3	0	.252
MINOR LEAGUE TOTALS		4	12	2.88	84	0	0	0	16	146.2	124	58	47	5	8	47	175	12	1	.227

BRETT CONINE - RIGHT-HANDED PITCHER

See non-roster bio

DEVIN CONN - RIGHT-HANDED PITCHER

Height: 5-11 **Weight:** 164 **Bats:** R **Throws:** R
Born: Jan. 25, 1997 **Hometown:** Midwest City, OK
School: Chipola Junior College **Recommended/Signed By:** Tim Bittner
How Obtained: Selected by the Astros in the 31st round of the June 2018 draft.

Year	Team	W	L	ERA	G	GS	CG	SHO	SV	IP	H	R	ER	HR	HB	BB	SO	WP	BK	AVG
2019	Quad Cities (A)	2	2	3.99	33	0	0	0	5	58.2	41	31	26	0	10	41	67	11	0	.200
	Fayetteville (A)	1	0	3.00	1	0	0	0	0	3.0	3	1	1	0	1	2	1	0	0	.300
MINOR LEAGUE TOTALS		3	2	3.66	46	2	0	0	5	78.2	52	43	32	0	18	52	81	12	0	.191

EVERETTE COOPER - OUTFIELDER

Height: 6-0 **Weight:** 165 **Bats:** R **Throws:** R
Born: Sept. 16, 2002 - Nassau, Bahamas **Hometown:** Nassau, Bahamas
Recommended/Signed By: Charlie Gonzalez
How Obtained: Signed by the Astros as a non-drafted free agent on July 2, 2019.

Year	Team	AVG	G	AB	R	H	2B	3B	HR	RBI	BB	SO	SB	CS	OBP	SLG	SF	SH	HB	E	
2021 will be his first professional season																					

KENEDY CORONA - OUTFIELDER

Height: 5-11 **Weight:** 185 **Bats:** R **Throws:** R
Born: March 21, 2000 - Maracaibo, VZ **Hometown:** Maracaibo, VZ
Recommended/Signed By: Wilson Peralta (NYM)
How Obtained: Acquired by the Astros along with LHP Blake Taylor in exchange for OF Jake Marisnick on Dec. 5, 2019...originally signed by the Mets as a non-drafted free agent on April 6, 2019.

Year	Team	AVG	G	AB	R	H	2B	3B	HR	RBI	BB	SO	SB	CS	OBP	SLG	SF	SH	HB	E
2019	DSL Mets (R)	.292	17	65	9	19	5	3	0	7	9	9	8	3	.382	.462	1	0	1	1
	GCL Mets (R)	.311	42	151	35	47	9	1	5	21	17	25	11	2	.401	.483	2	4	7	2
	Brooklyn (A)	.000	4	3	1	0	0	0	0	1	3	2	0	0	.500	.000	0	0	0	0
MINOR LEAGUE TOTALS		.301	63	219	45	66	14	4	5	29	29	36	19	5	.398	.470	3	4	8	3

JC CORREA - INFIELDER

Height: 5-11 **Weight:** 190 **Bats:** R **Throws:** R
Born: Sept. 15, 1998 - Ponce, PR **Hometown:** Ponce, PR
School: Lamar University **Recommended/Signed By:** Roman Ocumarez
How Obtained: Signed by the Astros as an undrafted free agent on June 19, 2020...originally drafted by the Astros in the 38th round of the June 2019 draft.

Year	Team	AVG	G	AB	R	H	2B	3B	HR	RBI	BB	SO	SB	CS	OBP	SLG	SF	SH	HB	E	
2021 will be his first professional season																					

YIMMI CORTABARRIA - OUTFIELDER

Height: 6-2 **Weight:** 193 **Bats:** R **Throws:** R
Born: Jan. 10, 2001 - Monagas, VZ **Hometown:** Monagas, VZ
Recommended/Signed By: Oz Ocampo/Tom Shafer/Roman Ocumarez/David Brito
How Obtained: Signed by the Astros as a non-drafted free agent on July 3, 2017.

Year	Team	AVG	G	AB	R	H	2B	3B	HR	RBI	BB	SO	SB	CS	OBP	SLG	SF	SH	HB	E
2019	GCL Astros (R)	.267	22	75	12	20	6	0	3	15	11	27	1	1	.375	.467	0	1	2	3
MINOR LEAGUE TOTALS		.191	74	235	30	45	11	0	5	29	32	100	4	3	.299	.302	2	2	5	6

MARTY COSTES - OUTFIELDER

Height: 5-9 **Weight:** 213 **Bats:** R **Throws:** R
Born: Dec. 18, 1995 - Baltimore, MD **Hometown:** Baltimore, MD
School: University of Maryland **Recommended/Signed By:** Bobby St. Pierre
How Obtained: Selected by the Astros in the 22nd round of the June 2018 draft.

Year	Team	AVG	G	AB	R	H	2B	3B	HR	RBI	BB	SO	SB	CS	OBP	SLG	SF	SH	HB	E
2019	Quad Cities (A)	.291	28	13	13	30	3	4	2	20	13	16	5	2	.378	.456	1	0	2	1
	Fayetteville (A)	.247	29	97	14	24	3	0	3	12	14	15	0	1	.362	.371	1	0	4	1
MINOR LEAGUE TOTALS		.251	110	395	61	99	17	8	8	47	46	61	13	5	.358	.395	2	0	21	6

NARBE CRUZ - INFIELDER

Height: 6-3 **Weight:** 181 **Bats:** R **Throws:** R
Born: Oct. 1, 2000 - Havana, Cuba **Hometown:** Havana, Cuba

Recommended/Signed By: Charlie Gonzalez

How Obtained: Signed by the Astros as a non-drafted free agent on Sept. 16, 2020.

Year	Team	AVG	G	AB	R	H	2B	3B	HR	RBI	BB	SO	SB	CS	OBP	SLG	SF	SH	HB	E
2021 will be his first professional season																				

BRETT DANIELS - RIGHT-HANDED PITCHER

Height: 6-0 **Weight:** 190 **Bats:** R **Throws:** R
Born: Feb. 25, 1996 - Fuquay-Varina, NC **Hometown:** Fuquay-Varina, NC
School: University of North Carolina **Recommended/Signed By:** Aaron DelGudice

How Obtained: Selected by the Astros in the 17th round of the June 2018 draft.

Career Highlights: 2019: Midwest League Midseason All-Star.

Year	Team	W	L	ERA	G	GS	CG	SHO	SV	IP	H	R	ER	HR	HB	BB	SO	WP	BK	AVG
2019	Quad Cities (A)	7	6	2.10	21	15	0	0	2	102.2	76	27	24	5	5	44	105	5	0	.208
	Corpus Christi (AA)	1	0	6.75	3	0	0	0	0	8.0	8	6	6	2	1	6	10	1	0	.267
MINOR LEAGUE TOTALS		11	6	2.25	35	17	0	0	2	144.0	105	44	36	12	7	57	151	8	0	.203

ZACH DANIELS - OUTFIELDER

See non-roster bio

RONNIE DAWSON - OUTFIELDER

See non-roster bio

ALEX DE GOTI - INFIELDER

See non-roster bio

BRYAN DE LA CRUZ - OUTFIELDER

See non-roster bio

DENFRY DE LA CRUZ - OUTFIELDER

Height: 6-1 **Weight:** 190 **Bats:** R **Throws:** R
Born: Feb. 20, 2003 - San Francisco de Macoris, DR **Hometown:** San Francisco de Macoris, DR
Recommended/Signed By: Alfredo Ulloa

How Obtained: Signed by the Astros as a non-drafted free agent on July 2, 2019.

Year	Team	AVG	G	AB	R	H	2B	3B	HR	RBI	BB	SO	SB	CS	OBP	SLG	SF	SH	HB	E
2021 will be his first professional season																				

JUAN DE LOS SANTOS - RIGHT-HANDED PITCHER

Height: 6-0 **Weight:** 154 **Bats:** R **Throws:** R
Born: March 8, 2000 - Santo Domingo, DR **Hometown:** Santo Domingo, DR
Recommended/Signed By: Roman Ocumarez/Leocadio Guevara

How Obtained: Signed by the Astros as a non-drafted free agent on March 15, 2019.

Year	Team	W	L	ERA	G	GS	CG	SHO	SV	IP	H	R	ER	HR	HB	BB	SO	WP	BK	AVG
2019	DSL Astros (R)	2	0	0.00	6	2	0	0	1	14.0	5	1	0	0	1	8	8	3	0	.111
MINOR LEAGUE TOTALS		2	0	0.00	6	2	0	0	1	14.0	5	1	0	0	1	8	8	3	0	.111

BRAYAN DE PAULA - LEFT-HANDED PITCHER

Height: 6-3 **Weight:** 194 **Bats:** L **Throws:** L
Born: June 25, 1999 - San Pedro Brand, DR **Hometown:** San Pedro Brand, DR
Recommended/Signed By: Albert Gonzalez/Sandy Nin/Domingo Ortega (MIA)

How Obtained: Acquired from the Marlins along with OF Adonis Giron in exchange for international slot money...originally signed by the Marlins as a non-drafted free agent on April 27, 2017.

Year	Team	W	L	ERA	G	GS	CG	SHO	SV	IP	H	R	ER	HR	HB	BB	SO	WP	BK	AVG
2019	Tri-City (A)	1	0	0.00	2	0	0	0	0	5.0	2	1	0	0	3	2	5	1	1	.111
	GCL Astros (R)	0	2	6.99	11	3	0	0	1	28.1	26	25	22	4	8	18	34	3	0	.241
MINOR LEAGUE TOTALS		3	4	4.09	35	8	0	0	2	92.1	89	50	42	7	12	36	96	13	1	.254

FREILEY DE PEÑA - RIGHT-HANDED PITCHER

Height: 5-10 **Weight:** 173 **Bats:** R **Throws:** R
Born: Nov. 15, 1996 - Samaná, DR **Hometown:** Samaná, DR
Recommended/Signed By: Alfredo Ulloa/Hassan Wesslin

How Obtained: Signed by the Astros as a non-drafted free agent on Jan. 15, 2021.

Year	Team	W	L	ERA	G	GS	CG	SHO	SV	IP	H	R	ER	HR	HB	BB	SO	WP	BK	AVG
2021 will be his first professional season																				



CODY DEASON - RIGHT-HANDED PITCHER

Height: 6-4 **Weight:** 224 **Bats:** R **Throws:** R
Born: Dec. 26, 1996 - Ojai, CA **Hometown:** Ojai, CA
School: University of Arizona **Recommended/Signed By:** Aaron Tassano
How Obtained: Selected by the Astros in the fifth round of the June 2018 draft.
Career Highlights: 2019: Midwest League Pitcher of the Week, June 3-9.

Year	Team	W	L	ERA	G	GS	CG	SHO	SV	IP	H	R	ER	HR	HB	BB	SO	WP	BK	AVG
2019	Quad Cities (A)	5	3	3.28	14	11	0	0	0	60.1	42	24	22	3	9	31	76	4	0	.195
	Fayetteville (A)	4	3	3.57	9	6	0	0	1	40.1	34	19	16	0	4	14	44	2	1	.224
MINOR LEAGUE TOTALS		10	6	3.49	32	21	0	0	1	118.2	96	52	46	3	13	55	134	7	1	.222

TOMMY DEJUNES - RIGHT-HANDED PITCHER

Height: 6-1 **Weight:** 210 **Bats:** R **Throws:** R
Born: Oct. 24, 1995 - Milford, CT **Hometown:** Milford, CT
School: North Carolina State University **Recommended/Signed By:** Gary Randall (CLE)
How Obtained: Acquired from Cleveland in exchange for RHP James Hoyt on July 6, 2018...originally selected by the Indians in the 26th round of the June 2017 draft.
Career Highlights: 2018: Midwest League Midseason All-Star.

Year	Team	W	L	ERA	G	GS	CG	SHO	SV	IP	H	R	ER	HR	HB	BB	SO	WP	BK	AVG
2019	Fayetteville (A)	1	2	4.44	17	0	0	0	0	24.1	20	15	12	1	2	12	33	6	0	.222
	Corpus Christi (AA)	2	6	8.31	23	0	0	0	0	30.1	33	33	28	5	0	33	37	11	0	.268
MINOR LEAGUE TOTALS		6	15	4.42	89	0	0	0	4	126.1	119	88	62	11	12	81	159	36	0	.246

RICHEL DEL ROSARIO - OUTFIELDER

Height: 6-0 **Weight:** 191 **Bats:** R **Throws:** R
Born: Feb. 27, 2004 - Santo Domingo, DR **Hometown:** Santo Domingo, DR
Recommended/Signed By: Roman Ocumarez/Leocadio Guevara
How Obtained: Selected by the Astros in the 20th round of the June 2018 draft.

Year	Team	AVG	G	AB	R	H	2B	3B	HR	RBI	BB	SO	SB	CS	OBP	SLG	SF	SH	HB	E	
2021 will be his first professional season																					

OMAR DIAZ - OUTFIELDER

Height: 6-1 **Weight:** 187 **Bats:** L **Throws:** L
Born: Sept. 23, 2001 - Santo Domingo, DR **Hometown:** Santo Domingo, DR
Recommended/Signed By: Roman Ocumarez/Alfredo Ulloa
How Obtained: Signed by the Astros as a non-drafted free agent on July 2, 2018.

Year	Team	AVG	G	AB	R	H	2B	3B	HR	RBI	BB	SO	SB	CS	OBP	SLG	SF	SH	HB	E
2019	DSL Astros (R)	.230	56	174	30	40	6	2	1	15	29	43	6	6	.343	.305	2	1	2	0
MINOR LEAGUE TOTALS		.230	56	174	30	40	6	2	1	15	29	43	6	6	.343	.305	2	1	2	0

KEVIN DICKEY - LEFT-HANDED PITCHER

Height: 6-4 **Weight:** 194 **Bats:** S **Throws:** L
Born: March 31, 1998 - Brookston, TX **Hometown:** Brookston, TX
School: Seminole State College **Recommended/Signed By:** Jim Stevenson
How Obtained: Selected by the Astros in the 27th round of the June 2019 draft.

Year	Team	W	L	ERA	G	GS	CG	SHO	SV	IP	H	R	ER	HR	HB	BB	SO	WP	BK	AVG
2019	GCL Astros (R)	2	1	2.70	11	2	0	0	1	26.2	18	13	8	2	2	18	34	4	0	.189
MINOR LEAGUE TOTALS		2	1	2.70	11	2	0	0	1	26.2	18	13	8	2	2	18	34	4	0	.189

JUSTIN DIRDEN - OUTFIELDER

Height: 6-3 **Weight:** 215 **Bats:** L **Throws:** R
Born: July 16, 1997 - O'Fallon, MO **Hometown:** O'Fallon, MO
School: Southeast Missouri State **Recommended/Signed By:** Jim Stevenson
How Obtained: Signed by the Astros as an undrafted free agent on June 19, 2020.

Year	Team	AVG	G	AB	R	H	2B	3B	HR	RBI	BB	SO	SB	CS	OBP	SLG	SF	SH	HB	E	
2021 will be his first professional season																					

CHAD DONATO - RIGHT-HANDED PITCHER

Height: 6-0 **Weight:** 214 **Bats:** R **Throws:** R
Born: June 3, 1995 - Cypress, TX **Hometown:** Cypress, TX
School: West Virginia University **Recommended/Signed By:** Nick Venuto
How Obtained: Selected by the Astros in the 11th round of the June 2016 draft.
Career Highlights: 2018: Midwest League Pitcher of the Week, Aug. 13-19 and Aug. 28-Sept. 3.

Year	Team	W	L	ERA	G	GS	CG	SHO	SV	IP	H	R	ER	HR	HB	BB	SO	WP	BK	AVG
2019	Fayetteville (A)	3	9	5.84	15	13	0	0	0	69.1	81	50	45	9	3	24	72	5	0	.303
	Corpus Christi (AA)	3	3	3.57	11	6	0	0	0	53.0	44	25	21	7	1	15	60	2	0	.218
MINOR LEAGUE TOTALS		18	14	3.49	51	39	0	0	2	232.1	201	107	90	20	7	74	274	13	0	.232

TABLE OF CONTENTS

PLAYERS

PLAYER DEVELOPMENT

2020 REVIEW

OPPONENTS

HISTORY AND RECORDS

SPRING TRAINING

MEDIA INFORMATION

MINUTE MAID PARK

WHIT DRENNAN - LEFT-HANDED PITCHER

Height: 6-7 **Weight:** 193 **Bats:** L **Throws:** L
Born: Feb. 25, 1997 - Hendersonville, TN **Hometown:** Hendersonville, TN
School: Rollins College **Recommended/Signed By:** Charlie Gonzalez
How Obtained: Selected by the Astros in the 29th round of the June 2019 draft.
Career Highlights: 2018: Midwest League Pitcher of the Week, Aug. 13-19 and Aug. 28-Sept. 3.

Year	Team	W	L	ERA	G	GS	CG	SHO	SV	IP	H	R	ER	HR	HB	BB	SO	WP	BK	AVG
2019	GCL Astros (R)	1	1	9.45	10	0	0	0	0	13.1	14	14	14	0	3	10	17	4	0	.292
MINOR LEAGUE TOTALS		1	1	9.45	10	0	0	0	0	13.1	14	14	14	0	3	10	17	4	0	.292

SHAWN DUBIN - RIGHT-HANDED PITCHER

See non-roster bio

LUIS ENCARNACION - INFIELDER

Height: 5-8 **Weight:** 170 **Bats:** R **Throws:** R
Born: Sept. 25, 2002 - Santo Domingo, DR **Hometown:** Santo Domingo, DR
Recommended/Signed By: Roman Ocumarez/Leocadio Guevara
How Obtained: Signed by the Astros as a non-drafted free agent on July 2, 2019.

Year	Team	AVG	G	AB	R	H	2B	3B	HR	RBI	BB	SO	SB	CS	OBP	SLG	SF	SH	HB	E
2020 will be his first professional season																				

YAMAL ENCARNACIÓN - INFIELDER

Height: 5-8 **Weight:** 150 **Bats:** S **Throws:** R
Born: Sept. 8, 2003 - Villa Mella, DR **Hometown:** Villa Mella, DR
Recommended/Signed By: Roman Ocumarez/Alfredo Ulloa/Leocadio Guevara
How Obtained: Signed by the Astros as a non-drafted free agent on Jan. 15, 2021.

Year	Team	AVG	G	AB	R	H	2B	3B	HR	RBI	BB	SO	SB	CS	OBP	SLG	SF	SH	HB	E
2020 will be his first professional season																				

JIMMY ENDERSBY - RIGHT-HANDED PITCHER

Height: 6-1 **Weight:** 195 **Bats:** R **Throws:** R
Born: Jan. 16, 1998 - Anaheim, CA **Hometown:** Anaheim, CA
School: Concordia **Recommended/Signed By:** Ryan Leake
How Obtained: Signed by the Astros as an undrafted free agent on June 23, 2020

Year	Team	W	L	ERA	G	GS	CG	SHO	SV	IP	H	R	ER	HR	HB	BB	SO	WP	BK	AVG
2021 will be his first professional season																				

ROLANDO ESPINOSA - INFIELDER

Height: 6-0 **Weight:** 184 **Bats:** R **Throws:** R
Born: Jan. 5, 2001 - Ciego de Avila, Cuba **Hometown:** Ciego de Avila, Cuba
Recommended/Signed By: Charlie Gonzalez
How Obtained: Signed by the Astros as a non-drafted free agent on Aug. 21, 2017.

Year	Team	AVG	G	AB	R	H	2B	3B	HR	RBI	BB	SO	SB	CS	OBP	SLG	SF	SH	HB	E
2019	GCL Astros (R)	.202	42	129	18	26	8	2	1	14	16	43	9	3	.311	.318	1	0	5	10
MINOR LEAGUE TOTALS		.183	101	317	32	58	13	4	2	24	34	97	19	9	.273	.268	2	1	6	22

MARCOS EUSEBIO - RIGHT-HANDED PITCHER

Height: 6-1 **Weight:** 191 **Bats:** R **Throws:** R
Born: Sept. 5, 2000 - La Romana, DR **Hometown:** La Romana, DR
Recommended/Signed By: Roman Ocumarez
How Obtained: Signed by the Astros as a non-drafted free agent on Feb. 27, 2019.

Year	Team	W	L	ERA	G	GS	CG	SHO	SV	IP	H	R	ER	HR	HB	BB	SO	WP	BK	AVG
2019	DSL Astros (R)	1	1	4.91	3	0	0	0	0	3.2	4	2	2	1	0	4	4	2	0	.267
MINOR LEAGUE TOTALS		1	1	4.91	3	0	0	0	0	3.2	4	2	2	1	0	4	4	2	0	.267

JESUS FERNANDEZ - INFIELDER

Height: 6-0 **Weight:** 150 **Bats:** R **Throws:** R
Born: Aug. 26, 2003 - Maracaibo, VZ **Hometown:** Maracaibo, VZ
Recommended/Signed By: Roman Ocumarez/Jose Palacios
How Obtained: Signed by the Astros as a non-drafted free agent on Aug. 26, 2019.

Year	Team	AVG	G	AB	R	H	2B	3B	HR	RBI	BB	SO	SB	CS	OBP	SLG	SF	SH	HB	E
2020 will be his first professional season																				

RILEY FERRELL - RIGHT-HANDED PITCHER

See non-roster bio



J.P. FRANCE - RIGHT-HANDED PITCHER

Height: 6-0 **Weight:** 211 **Bats:** R **Throws:** R
Born: April 4, 1995 **Hometown:** Marrero, LA
School: Mississippi State University **Recommended/Signed By:** Travis Coleman
How Obtained: Selected by the Astros in the 14th round of the June 2018 draft.

Year	Team	W	L	ERA	G	GS	CG	SHO	SV	IP	H	R	ER	HR	HB	BB	SO	WP	BK	AVG
2019	Fayetteville (A)	4	9	4.31	25	20	0	0	0	100.1	88	58	48	12	1	52	100	7	0	.235
MINOR LEAGUE TOTALS		6	9	3.73	35	20	0	0	2	118.1	88	59	49	12	1	58	128	10	0	.225

R.J. FREURE - RIGHT-HANDED PITCHER

Height: 6-1 **Weight:** 238 **Bats:** R **Throws:** R
Born: July 6, 1997 - Burlington, Ontario, CAN **Hometown:** Burlington, Ontario, CAN
School: University of Pittsburgh **Recommended/Signed By:** Bobby St. Pierre
How Obtained: Selected by the Astros in the sixth round of the June 2018 draft.

Year	Team	W	L	ERA	G	GS	CG	SHO	SV	IP	H	R	ER	HR	HB	BB	SO	WP	BK	AVG
2019	Quad Cities (A)	5	7	4.08	21	14	0	0	3	88.1	67	48	40	8	7	61	114	10	0	.213
MINOR LEAGUE TOTALS		8	7	3.34	32	17	0	0	3	116.0	84	52	43	10	10	74	143	10	0	.203

ELVIS GARCIA - RIGHT-HANDED PITCHER

Height: 6-0 **Weight:** 165 **Bats:** R **Throws:** R
Born: Sept. 24, 2002 - Caucagua, VZ **Hometown:** Caucagua, VZ
Recommended/Signed By: Roman Ocumarez/Jose Palacios
How Obtained: Signed by the Astros as a non-drafted free agent on July 2, 2019.

Year	Team	W	L	ERA	G	GS	CG	SHO	SV	IP	H	R	ER	HR	HB	BB	SO	WP	BK	AVG
2021 will be his first professional season																				

FREYLIN GARCIA - RIGHT-HANDED PITCHER

Height: 6-3 **Weight:** 198 **Bats:** R **Throws:** R
Born: Dec. 6, 1997 - Guayubin, DR **Hometown:** Puerto Plata, DR
Recommended/Signed By: Oz Ocampo/Roman Ocumarez/Francis Mojica
How Obtained: Signed by the Astros as a non-drafted free agent on July 2, 2016.

Year	Team	W	L	ERA	G	GS	CG	SHO	SV	IP	H	R	ER	HR	HB	BB	SO	WP	BK	AVG
2019	Did not play																			
MINOR LEAGUE TOTALS		2	8	4.17	26	7	0	0	1	69.0	75	40	32	0	6	32	53	12	1	.283

RONNY GARCIA - RIGHT-HANDED PITCHER

Height: 6-3 **Weight:** 170 **Bats:** R **Throws:** R
Born: Dec. 2, 1999 - Samana, DR **Hometown:** Samana, DR
Recommended/Signed By: Oz Ocampo/Roman Ocumarez/David Brito
How Obtained: Signed by the Astros as a non-drafted free agent on July 2, 2016.

Year	Team	W	L	ERA	G	GS	CG	SHO	SV	IP	H	R	ER	HR	HB	BB	SO	WP	BK	AVG
2019	DSL Astros (R)	3	3	2.63	19	1	0	0	5	37.2	27	14	11	0	3	17	29	7	2	.208
MINOR LEAGUE TOTALS		3	8	4.73	56	1	0	0	8	72.1	67	53	38	0	8	46	66	18	3	.246

RALPH GARZA - RIGHT-HANDED PITCHER

See non-roster bio

GARRETT GAYLE - RIGHT-HANDED PITCHER

Height: 6-1 **Weight:** 207 **Bats:** R **Throws:** R
Born: Aug. 2, 1997 - Cypress, TX **Hometown:** Cypress, TX
School: Rice University **Recommended/Signed By:** Kris Gross
How Obtained: Selected by the Astros in the 12th round of the June 2019 draft.

Year	Team	W	L	ERA	G	GS	CG	SHO	SV	IP	H	R	ER	HR	HB	BB	SO	WP	BK	AVG
2019	Tri-City (A)	0	0	2.25	5	0	0	0	1	8.0	8	2	2	0	0	6	10	2	1	.276
	Quad Cities (A)	1	1	2.38	6	0	0	0	3	11.1	8	4	3	2	0	3	14	0	1	.200
MINOR LEAGUE TOTALS		1	1	2.33	11	0	0	0	4	19.1	16	6	5	2	0	9	24	2	2	.232

ADONIS GIRON - OUTFIELDER

Height: 5-10 **Weight:** 227 **Bats:** R **Throws:** R
Born: Feb. 22, 2001 - Santo Domingo, DR **Hometown:** Santo Domingo, DR
Recommended/Signed By: Albert Gonzalez/Sandy Nin (MIA)
How Obtained: Acquired from the Marlins along with LHP Braylan De Paula in exchange for international slot money...originally signed by the Marlins as a non-drafted free agent on July 3, 2017.

Year	Team	AVG	G	AB	R	H	2B	3B	HR	RBI	BB	SO	SB	CS	OBP	SLG	SF	SH	HB	E
2019	GCL Astros (R)	.190	23	84	8	16	4	1	1	4	2	30	1	1	.236	.298	0	0	3	1
MINOR LEAGUE TOTALS		.239	90	327	37	78	15	4	4	34	23	86	13	9	.308	.346	3	0	11	4

TABLE OF CONTENTS

PLAYERS

PLAYER DEVELOPMENT

2020 REVIEW

OPPONENTS

HISTORY AND RECORDS

SPRING TRAINING

MEDIA INFORMATION

MINUTE MAID PARK

CESAR GOMEZ - OUTFIELDER

Height: 6-3 **Weight:** 195 **Bats:** L **Throws:** R
Born: July 9, 1998 - Ontario, Canada **Hometown:** Ontario, Canada
School: University of Texas-Arlington **Recommended/Signed By:** Jim Stevenson
How Obtained: Signed by the Astros as an undrafted free agent on June 19, 2020.

Year	Team	AVG	G	AB	R	H	2B	3B	HR	RBI	BB	SO	SB	CS	OBP	SLG	SF	SH	HB	E
------	------	-----	---	----	---	---	----	----	----	-----	----	----	----	----	-----	-----	----	----	----	---

2021 will be his first professional season

CRISTIAN GONZALEZ - INFIELDER

Height: 6-3 **Weight:** 181 **Bats:** R **Throws:** R
Born: Oct. 22, 2001 - Azua, DR **Hometown:** Azua, DR
Recommended/Signed By: Roman Ocumarez/Alfredo Ulloa/Jose Lima
How Obtained: Signed by the Astros as a non-drafted free agent on July 2, 2018.

Year	Team	AVG	G	AB	R	H	2B	3B	HR	RBI	BB	SO	SB	CS	OBP	SLG	SF	SH	HB	E
------	------	-----	---	----	---	---	----	----	----	-----	----	----	----	----	-----	-----	----	----	----	---

2019 DSL Astros (R) .214 63 206 32 44 6 3 1 21 19 56 11 2 .289 .286 3 0 4 13

MINOR LEAGUE TOTALS .214 63 206 32 44 6 3 1 21 19 56 11 2 .289 .286 3 0 4 13

FLAER GONZALEZ - RIGHT-HANDED PITCHER

Height: 5-10 **Weight:** 195 **Bats:** R **Throws:** R
Born: Sept. 27, 1996 - Nizao, DR **Hometown:** Nizao, DR
Recommended/Signed By: Oz Ocampo/Roman Ocumarez/Tom Shafer
How Obtained: Signed by the Astros as a non-drafted free agent on July 2, 2017.

Year	Team	W	L	ERA	G	GS	CG	SHO	SV	IP	H	R	ER	HR	HB	BB	SO	WP	BK	AVG
------	------	---	---	-----	---	----	----	-----	----	----	---	---	----	----	----	----	----	----	----	-----

Did not play

MINOR LEAGUE TOTALS 4 2 3.35 24 3 0 0 3 45.2 49 24 17 1 4 22 36 8 1 .275

RICHI GONZALEZ - OUTFIELDER

Height: 6-2 **Weight:** 185 **Bats:** R **Throws:** R
Born: Dec. 29, 2002 - Santo Domingo Este, DR **Hometown:** Santo Domingo Este, DR
Recommended/Signed By: Roman Ocumarez
How Obtained: Signed by the Astros as a non-drafted free agent on July 2, 2019.

Year	Team	AVG	G	AB	R	H	2B	3B	HR	RBI	BB	SO	SB	CS	OBP	SLG	SF	SH	HB	E
------	------	-----	---	----	---	---	----	----	----	-----	----	----	----	----	-----	-----	----	----	----	---

2021 will be his first professional season

KYLE GRULLER - RIGHT-HANDED PITCHER

Height: 6-3 **Weight:** 234 **Bats:** R **Throws:** R
Born: May 21, 1998 - Katy, TX **Hometown:** Katy, TX
School: Houston Baptist **Recommended/Signed By:** Roman Ocumarez
How Obtained: Signed by the Astros as an undrafted free agent on June 19, 2020.

Year	Team	W	L	ERA	G	GS	CG	SHO	SV	IP	H	R	ER	HR	HB	BB	SO	WP	BK	AVG
------	------	---	---	-----	---	----	----	-----	----	----	---	---	----	----	----	----	----	----	----	-----

2021 will be his first professional season

LUIS GUERRERO - OUTFIELDER

Height: 5-11 **Weight:** 189 **Bats:** R **Throws:** R
Born: Nov. 9, 1998 - Bronx, NY **Hometown:** Bronx, NY
School: Miami Dade CC **Recommended/Signed By:** Charlie Gonzalez
How Obtained: Selected by the Astros in the eighth round of the June 2019 draft.

Year	Team	AVG	G	AB	R	H	2B	3B	HR	RBI	BB	SO	SB	CS	OBP	SLG	SF	SH	HB	E
------	------	-----	---	----	---	---	----	----	----	-----	----	----	----	----	-----	-----	----	----	----	---

2019 GCL Astros (R) .282 11 39 2 11 3 0 1 4 4 11 0 1 .378 .436 0 0 2 0

Tri-City (A) .202 36 119 17 24 3 0 0 7 22 37 6 3 .324 .227 1 0 0 1

MINOR LEAGUE TOTALS .222 47 158 19 35 6 0 1 11 26 48 6 4 .337 .278 1 0 2 1

FREDDY GUILAMO - CATCHER

Height: 5-11 **Weight:** 188 **Bats:** R **Throws:** R
Born: Dec. 10, 2000 - La Romana, DR **Hometown:** La Romana, DR
Recommended/Signed By: Roman Ocumarez
How Obtained: Signed by the Astros as a non-drafted free agent on Sept. 13, 2018.

Year	Team	AVG	G	AB	R	H	2B	3B	HR	RBI	BB	SO	SB	CS	OBP	SLG	SF	SH	HB	E
------	------	-----	---	----	---	---	----	----	----	-----	----	----	----	----	-----	-----	----	----	----	---

2019 DSL Astros (R) .247 40 93 18 23 4 1 1 12 23 28 3 2 .402 .344 0 0 1 4

MINOR LEAGUE TOTALS .247 40 93 18 23 4 1 1 12 23 28 3 2 .402 .344 0 0 1 4

RYAN GUSTO - RIGHT-HANDED PITCHER

Height: 6-4 **Weight:** 210 **Bats:** R **Throws:** R
Born: March 11, 1999 - Charlotte, NC **Hometown:** Charlotte, NC
School: Florida Southwestern State JC **Recommended/Signed By:** Charlie Gonzalez
How Obtained: Selected by the Astros in the 11th round of the June 2019 draft.

Year	Team	W	L	ERA	G	GS	CG	SHO	SV	IP	H	R	ER	HR	HB	BB	SO	WP	BK	AVG
------	------	---	---	-----	---	----	----	-----	----	----	---	---	----	----	----	----	----	----	----	-----

2019 GCL Astros (R) 0 0 2.45 2 1 0 0 0 3.2 2 2 1 0 0 3 6 1 0 .143

Tri-City (A) 0 1 1.64 3 2 0 0 0 11.0 4 2 2 0 0 4 13 0 1 .114

MINOR LEAGUE TOTALS 0 1 1.84 5 3 0 0 0 14.2 6 4 3 0 0 7 19 1 1 .122



DANYURI GUZMAN - RIGHT-HANDED PITCHER

Height: 6-0 **Weight:** 154 **Bats:** R **Throws:** R
Born: Feb. 11, 2003 - Montecristi, DR **Hometown:** Montecristi, DR
Recommended/Signed By: Roman Ocumarez/Alfredo Ulloa

How Obtained: Signed by the Astros as a non-drafted free agent on July 2, 2019.

Year	Team	W	L	ERA	G	GS	CG	SHO	SV	IP	H	R	ER	HR	HB	BB	SO	WP	BK	AVG
2020 will be his first professional season																				

AUSTIN HANSEN - RIGHT-HANDED PITCHER

See non-roster bio

RYAN HARTMAN - LEFT-HANDED PITCHER

See non-roster bio

LAYNE HENDERSON - RIGHT-HANDED PITCHER

Height: 6-4 **Weight:** 198 **Bats:** R **Throws:** R
Born: June 8, 1996 - Glendora, CA **Hometown:** La Verne, CA
School: Azusa Pacific University **Recommended/Signed By:** Ryan Leake

How Obtained: Selected by the Astros in the 30th round of the June 2018 draft.

Year	Team	W	L	ERA	G	GS	CG	SHO	SV	IP	H	R	ER	HR	HB	BB	SO	WP	BK	AVG
2019	Corpus Christi (AA)	1	2	7.62	8	0	0	0	0	13.0	15	12	11	2	1	12	13	2	0	.288
	Quad Cities (A)	2	2	2.84	15	0	0	0	1	25.1	23	10	8	1	1	10	42	2	2	.235
MINOR LEAGUE TOTALS		6	4	4.38	34	0	0	0	2	63.2	58	35	31	3	6	36	81	6	2	.243

BLAIR HENLEY - RIGHT-HANDED PITCHER

See non-roster bio

DAVID HENSLEY - INFIELDER

Height: 6-6 **Weight:** 207 **Bats:** R **Throws:** R
Born: March 28, 1996 - San Diego, CA **Hometown:** San Diego, CA
School: San Diego State University **Recommended/Signed By:** Ryan Leake

How Obtained: Selected by the Astros in the 26th round of the June 2018 draft.

Year	Team	AVG	G	AB	R	H	2B	3B	HR	RBI	BB	SO	SB	CS	OBP	SLG	SF	SH	HB	E
2019	Quad Cities (A)	.238	80	290	40	69	11	3	6	28	25	72	11	4	.296	.359	3	0	0	6
	Fayetteville (A)	.327	28	98	10	32	11	0	0	18	11	23	0	2	.387	.439	2	0	0	5
MINOR LEAGUE TOTALS		.241	171	622	74	150	33	5	10	66	67	174	13	12	.312	.359	7	1	0	22

NICK HERNANDEZ - RIGHT-HANDED PITCHER

Height: 6-2 **Weight:** 211 **Bats:** R **Throws:** R
Born: Dec. 30, 1994 - Missouri City, TX **Hometown:** Missouri City, TX
School: University of Houston **Recommended/Signed By:** Noel Gonzales-Luna

How Obtained: Selected by the Astros in the eighth round of the June 2016 draft.

Career Highlights: 2017: Carolina League Midseason All-Star.

Year	Team	W	L	ERA	G	GS	CG	SHO	SV	IP	H	R	ER	HR	HB	BB	SO	WP	BK	AVG
2019	Fayetteville (A)	0	1	5.87	5	0	0	0	0	7.2	6	6	5	0	0	4	12	1	0	.231
	Corpus Christi (AA)	2	3	3.42	18	0	0	0	1	23.2	19	11	9	2	4	13	25	1	0	.218
MINOR LEAGUE TOTALS		4	9	3.18	80	0	0	0	17	116.0	87	51	41	12	9	52	137	14	0	.207

CARLOS HIRALDO - RIGHT-HANDED PITCHER

Height: 6-2 **Weight:** 170 **Bats:** R **Throws:** R
Born: June 28, 1998 - Cotui, DR **Hometown:** Cotui, DR
Recommended/Signed By: Alfredo Ulloa/Leocadio Guevara

How Obtained: Signed by the Astros as a non-drafted free agent on Feb. 24, 2020.

Year	Team	W	L	ERA	G	GS	CG	SHO	SV	IP	H	R	ER	HR	HB	BB	SO	WP	BK	AVG
2021 will be his first professional season																				

KEVIN HOLCOMB - RIGHT-HANDED PITCHER

Height: 6-5 **Weight:** 216 **Bats:** R **Throws:** R
Born: Jan. 5, 1999 - Frazier Park, CA **Hometown:** Frazier Park, CA
School: Glendale CC **Recommended/Signed By:** Tim Costic

How Obtained: Selected by the Astros in the 13th round of the June 2019 draft.

Year	Team	W	L	ERA	G	GS	CG	SHO	SV	IP	H	R	ER	HR	HB	BB	SO	WP	BK	AVG
2019	GCL Astros (R)	0	4	6.30	8	2	0	0	0	20.0	21	16	14	3	3	15	14	3	1	.280
MINOR LEAGUE TOTALS		0	4	6.30	8	2	0	0	0	20.0	21	16	14	3	3	15	14	3	1	.280

TABLE OF CONTENTS

PLAYERS

PLAYER DEVELOPMENT

2020 REVIEW

OPPONENTS

HISTORY AND RECORDS

SPRING TRAINING

MEDIA INFORMATION

MINUTE MAID PARK

ALEXANDER HOLDERBACH - CATCHER

Height: 6-0 **Weight:** 206 **Bats:** R **Throws:** R
Born: Dec. 26, 1996 **Hometown:** Hamilton, OH
School: Eastern Kentucky University **Recommended/Signed By:** Travis Coleman
How Obtained: Selected by the Astros in the 16th round of the June 2018 draft.

Year	Team	AVG	G	AB	R	H	2B	3B	HR	RBI	BB	SO	SB	CS	OBP	SLG	SF	SH	HB	E
2019	Quad Cities (A)	.242	64	219	24	53	5	0	6	24	19	69	1	1	.300	.347	2	0	0	4
MINOR LEAGUE TOTALS		.242	106	363	39	82	13	2	9	47	31	108	3	1	.288	.347	4	0	2	9

MICHAEL HORRELL - RIGHT-HANDED PITCHER

Height: 6-3 **Weight:** 190 **Bats:** R **Throws:** R
Born: Dec. 18, 1996 - Winston Salem, NC **Hometown:** Winston Salem, NC
School: Campbell University **Recommended/Signed By:** Gavin Dickey
How Obtained: Selected by the Astros in the 30th round of the June 2019 draft.

Year	Team	W	L	ERA	G	GS	CG	SHO	SV	IP	H	R	ER	HR	HB	BB	SO	WP	BK	AVG
2019	Tri-City (A)	2	0	7.02	14	0	0	0	1	16.2	24	16	13	2	1	8	20	7	0	.333
MINOR LEAGUE TOTALS		2	0	7.02	14	0	0	0	1	16.2	24	16	13	2	1	8	20	7	0	.333

CARLOS HURTADO - CATCHER

Height: 6-0 **Weight:** 193 **Bats:** R **Throws:** R
Born: May 18, 2001 - Cojedes, VZ **Hometown:** Cojedes, VZ
Recommended/Signed By: Oz Ocampo/David Brito
How Obtained: Signed by the Astros as a non-drafted free agent on July 2, 2017.

Year	Team	AVG	G	AB	R	H	2B	3B	HR	RBI	BB	SO	SB	CS	OBP	SLG	SF	SH	HB	E
2019	DSL Astros (R)	.262	54	172	22	45	7	3	1	19	15	28	7	0	.328	.355	2	1	3	6
MINOR LEAGUE TOTALS		.236	93	292	31	69	19	3	2	33	24	46	12	3	.298	.342	5	1	4	7

ERNESTO JAQUEZ - RIGHT-HANDED PITCHER

Height: 6-2 **Weight:** 212 **Bats:** R **Throws:** R
Born: June 11, 1999 - Santo Domingo, DR **Hometown:** Santo Domingo, DR
Recommended/Signed By: Oz Ocampo/Roman Ocumarez/Tom Shafer/Alfredo Ulloa
How Obtained: Signed by the Astros as a non-drafted free agent on July 2, 2017.
Career Highlights: 2018: DSL Astros Midseason All-Star.

Year	Team	W	L	ERA	G	GS	CG	SHO	SV	IP	H	R	ER	HR	HB	BB	SO	WP	BK	AVG	
2017	DSL Astros Orange (R)	0	1	1.35	5	2	0	0	0	13.1	10	7	2	1	0	8	16	5	1	.196	
2018	DSL Astros (R)	4	0	0.25	9	4	0	0	0	36.0	10	2	1	0	1	9	49	3	0	.086	
	GCL Astros (R)	0	0	1.06	5	1	0	0	0	17.0	9	3	2	1	1	5	21	2	0	.150	
	Tri-City (A)	1	1	19.64	2	1	0	0	0	3.2	6	9	8	2	1	3	4	2	0	.333	
2019		Did not play																			
MINOR LEAGUE TOTALS		5	2	1.67	21	8	0	0	0	70.0	35	21	13	4	3	25	90	12	1	.143	

ALFREDI JIMENEZ - RIGHT-HANDED PITCHER

Height: 6-1 **Weight:** 176 **Bats:** R **Throws:** R
Born: Oct. 19, 1999 - Bani, DR **Hometown:** Bani, DR
Recommended/Signed By: Oz Ocampo/Roman Ocumarez/Tom Shafer/Jose Lima
How Obtained: Signed by the Astros as a non-drafted free agent on July 2, 2017.

Year	Team	W	L	ERA	G	GS	CG	SHO	SV	IP	H	R	ER	HR	HB	BB	SO	WP	BK	AVG
2019	GCL Astros (R)	0	0	3.78	7	4	0	0	0	16.2	12	7	7	5	1	3	27	1	2	.200
MINOR LEAGUE TOTALS		1	3	2.13	21	9	1	0	2	72.0	47	20	17	7	3	16	90	3	2	.184

DEXTER JORDAN - INFIELDER

Height: 6-0 **Weight:** 202 **Bats:** R **Throws:** R
Born: Oct. 30, 1999 - Hattiesburg, MS **Hometown:** Hattiesburg, MS
School: Pearl River CC **Recommended/Signed By:** Travis Coleman
How Obtained: Selected by the Astros in the 16th round of the June 2019 draft.

Year	Team	AVG	G	AB	R	H	2B	3B	HR	RBI	BB	SO	SB	CS	OBP	SLG	SF	SH	HB	E
2019	GCL Astros (R)	.121	22	66	10	8	2	0	1	4	12	24	1	0	.275	.197	0	0	2	1
MINOR LEAGUE TOTALS		.121	22	66	10	8	2	0	1	4	12	24	1	0	.275	.197	0	0	2	1

JAIRO JOSE - OUTFIELDER

Height: 6-0 **Weight:** 163 **Bats:** R **Throws:** R
Born: May 13, 2002 - Santo Domingo, DR **Hometown:** Santo Domingo, DR
Recommended/Signed By: Roman Ocumarez/Alfredo Ulloa/Leocadio Guevara
How Obtained: Signed by the Astros as a non-drafted free agent on July 2, 2018.

Year	Team	AVG	G	AB	R	H	2B	3B	HR	RBI	BB	SO	SB	CS	OBP	SLG	SF	SH	HB	E
2019	DSL Astros (R)	.108	21	37	7	4	0	0	0	1	10	23	3	0	.313	.108	0	0	1	2
MINOR LEAGUE TOTALS		.108	21	37	7	4	0	0	0	1	10	23	3	0	.313	.108	0	0	1	2



COREY JULKS - OUTFIELDER

Height: 5-10 **Weight:** 212 **Bats:** R **Throws:** R
Born: Feb. 27, 1996 - Friendswood, TX **Hometown:** Houston, TX
School: University of Houston **Recommended/Signed By:** Noel Gonzales-Luna
How Obtained: Selected by the Astros in the eighth round of the June 2017 draft.
Career Highlights: 2019: Carolina League Midseason All-Star.

Year	Team	AVG	G	AB	R	H	2B	3B	HR	RBI	BB	SO	SB	CS	OBP	SLG	SF	SH	HB	E
2019	Fayetteville (A)	.266	97	350	48	93	25	3	4	37	52	76	10	5	.369	.389	3	0	7	7
	Corpus Christi (AA)	.162	10	37	3	6	0	0	0	4	4	16	0	0	.244	.162	0	0	0	1
MINOR LEAGUE TOTALS		.254	264	948	137	241	58	7	15	110	129	219	49	18	.349	.378	6	0	13	16

GRAE KESSINGER - INFIELDER

See non-roster bio

TYLER KRABBE - CATCHER

Height: 6-2 **Weight:** 229 **Bats:** R **Throws:** R
Born: Jan. 13, 1997 - Montevallo, AL **Hometown:** Montevallo, AL
School: University of Montevallo **Recommended/Signed By:** Travis Coleman
How Obtained: Selected by the Astros in the 19th round of the June 2019 draft.

Year	Team	AVG	G	AB	R	H	2B	3B	HR	RBI	BB	SO	SB	CS	OBP	SLG	SF	SH	HB	E
2019	GCL Astros (R)	.267	24	90	12	24	6	0	1	8	7	23	0	0	.327	.367	0	0	1	2
MINOR LEAGUE TOTALS		.267	24	90	12	24	6	0	1	8	7	23	0	0	.327	.367	0	0	1	2

CARSON LARUE - RIGHT-HANDED PITCHER

See non-roster bio

A.J. LEE - INFIELDER

Height: 6-0 **Weight:** 173 **Bats:** R **Throws:** R
Born: May 26, 1997 - Annapolis, MD **Hometown:** Annapolis, MD
School: University of Maryland **Recommended/Signed By:** Bobby St. Pierre
How Obtained: Selected by the Astros in the 34th round of the June 2019 draft.

Year	Team	AVG	G	AB	R	H	2B	3B	HR	RBI	BB	SO	SB	CS	OBP	SLG	SF	SH	HB	E
2019	Tri-City (A)	.231	41	134	25	31	9	0	5	15	19	47	11	3	.348	.410	0	0	5	7
	Quad Cities (A)	.146	15	41	0	6	1	0	0	4	5	20	1	1	.255	.171	0	0	1	1
MINOR LEAGUE TOTALS		.211	56	175	25	37	10	0	5	19	24	67	12	4	.327	.354	0	0	6	8

KOREY LEE - CATCHER

Height: 6-2 **Weight:** 204 **Bats:** R **Throws:** R
Born: July 25, 1998 - Escondido, CA **Hometown:** Escondido, CA
School: University of California **Recommended/Signed By:** Tim Costic
How Obtained: Selected by the Astros in the first round of the June 2019 draft.

Year	Team	AVG	G	AB	R	H	2B	3B	HR	RBI	BB	SO	SB	CS	OBP	SLG	SF	SH	HB	E
2019	Tri-City (A)	.268	64	224	31	60	6	4	3	28	28	49	8	5	.359	.371	2	0	5	4
MINOR LEAGUE TOTALS		.268	64	224	31	60	6	4	3	28	28	49	8	5	.359	.371	2	0	5	4

PEDRO LEON - OUTFIELDER

See non-roster bio

RICARDO LEON - LEFT-HANDED PITCHER

Height: 6-4 **Weight:** 237 **Bats:** L **Throws:** L
Born: March 26, 2001 - Caracas, VZ **Hometown:** Caracas, VZ
Recommended/Signed By: Oz Ocampo/Jose Palacios/Tom Shafer
How Obtained: Signed by the Astros as a non-drafted free agent on July 2, 2017.

Year	Team	W	L	ERA	G	GS	CG	SHO	SV	IP	H	R	ER	HR	HB	BB	SO	WP	BK	AVG
2019	DSL Astros (R)	1	3	7.62	11	5	0	0	1	26.0	21	25	22	0	2	31	31	10	2	.223
MINOR LEAGUE TOTALS		3	4	6.81	19	6	0	0	1	37.0	28	37	28	0	3	60	42	15	3	.220

JESUS LIRANZO - OUTFIELDER

Height: 6-1 **Weight:** 220 **Bats:** R **Throws:** R
Born: Dec. 3, 2001 - Santo Domingo, DR **Hometown:** Santo Domingo, DR
Recommended/Signed By: Johan Maya
How Obtained: Signed by the Astros as a non-drafted free agent on July 2, 2018.

Year	Team	AVG	G	AB	R	H	2B	3B	HR	RBI	BB	SO	SB	CS	OBP	SLG	SF	SH	HB	E
2019	DSL Astros (R)	.203	30	79	15	16	0	1	4	9	14	30	5	3	.351	.380	0	0	4	4
MINOR LEAGUE TOTALS		.203	30	79	15	16	0	1	4	9	14	30	5	3	.351	.380	0	0	4	4

TABLE OF CONTENTS

PLAYERS

PLAYER DEVELOPMENT

2020 REVIEW

OPPONENTS

HISTORY AND RECORDS

SPRING TRAINING

MEDIA INFORMATION

MINUTE MAID PARK

JAIRO LOPEZ - RIGHT-HANDED PITCHER

Height: 5-11 **Weight:** 172 **Bats:** R **Throws:** R
Born: Nov. 21, 2000 **Hometown:** Cumanacoa, VZ

Recommended/Signed By: Oz Ocampo/Roman Ocumarez/David Brito
How Obtained: Signed by the Astros as a non-drafted free agent on July 2, 2017.

Year	Team	W	L	ERA	G	GS	CG	SHO	SV	IP	H	R	ER	HR	HB	BB	SO	WP	BK	AVG
2019	GCL Astros (R)	2	1	1.09	6	2	0	0	0	24.2	15	9	3	1	1	7	25	2	0	.163
	Tri-City (A)	2	2	1.71	7	2	0	0	0	26.1	10	5	5	0	2	16	36	4	2	.116
MINOR LEAGUE TOTALS		5	6	2.29	27	10	0	0	0	94.1	62	38	24	2	7	38	102	14	2	.180

JUAN PABLO LOPEZ - LEFT-HANDED PITCHER

Height: 6-4 **Weight:** 222 **Bats:** L **Throws:** L
Born: Feb. 17, 1999 - Sinaloa, MEX **Hometown:** Sinaloa, MEX

Recommended/Signed By: Oz Ocampo/Tom Shafer/Raul Lopez
How Obtained: Signed by the Astros as a non-drafted free agent on July 2, 2016.

Year	Team	W	L	ERA	G	GS	CG	SHO	SV	IP	H	R	ER	HR	HB	BB	SO	WP	BK	AVG
2019	Tri-City (A)	2	4	3.64	13	5	0	0	1	54.1	44	25	22	5	3	18	57	7	0	.217
	Quad Cities (A)	1	0	2.25	1	0	0	0	0	4.0	3	1	1	0	0	2	3	1	0	.200
MINOR LEAGUE TOTALS		7	8	4.21	41	17	0	0	3	130.1	136	80	61	10	5	49	109	13	2	.261

DAURI LORENZO - INFIELDER

Height: 5-9 **Weight:** 168 **Bats:** S **Throws:** R
Born: Oct. 29, 2002 - Hato Mayor del Rey, DR **Hometown:** Hato Mayor del Rey, DR

Recommended/Signed By: Roman Ocumarez/Alfredo Ulloa/Leocadio Guevara
How Obtained: Signed by the Astros as a non-drafted free agent on July 2, 2019.

Year	Team	AVG	G	AB	R	H	2B	3B	HR	RBI	BB	SO	SB	CS	OBP	SLG	SF	SH	HB	E	
2020 will be his first professional season																					

CARLOS MACHADO - OUTFIELDER

Height: 6-2 **Weight:** 201 **Bats:** R **Throws:** R
Born: June 5, 1998 - Maracaibo, VZ **Hometown:** Maracaibo, VZ

Recommended/Signed By: Oz Ocampo/Oscar Alvarado/Daniel Acuña
How Obtained: Signed by the Astros as a non-drafted free agent on Aug. 29, 2014.
Career Highlights: 2018: New York-Penn League Player of the Week, Aug. 20-26.

Year	Team	AVG	G	AB	R	H	2B	3B	HR	RBI	BB	SO	SB	CS	OBP	SLG	SF	SH	HB	E
2019	Quad Cities (A)	.206	46	160	15	33	4	1	1	15	2	28	12	3	.226	.263	0	0	2	2
MINOR LEAGUE TOTALS		.292	243	862	114	252	26	9	6	100	47	127	41	17	.338	.364	6	3	16	12

ROILAN MACHANDY - OUTFIELDER

Height: 6-0 **Weight:** 170 **Bats:** R **Throws:** R
Born: May 18, 2001 - Nueva Gerona, Cuba **Hometown:** Nueva Gerona, Cuba

Recommended/Signed By: Charlie Gonzalez
How Obtained: Signed by the Astros as a non-drafted free agent on July 9, 2019.

Year	Team	AVG	G	AB	R	H	2B	3B	HR	RBI	BB	SO	SB	CS	OBP	SLG	SF	SH	HB	E
2019	DSL Astros (R)	.127	25	63	12	8	0	0	0	5	14	24	16	2	.329	.127	0	3	5	0
MINOR LEAGUE TOTALS		.127	25	63	12	8	0	0	0	5	14	24	16	2	.329	.127	0	3	5	0

ANGEL MACUARE - RIGHT-HANDED PITCHER

Height: 6-2 **Weight:** 244 **Bats:** R **Throws:** R
Born: March 3, 2000 - Bolivar, VZ **Hometown:** Bolivar, VZ

Recommended/Signed By: Oz Ocampo/Roman Ocumarez/Jose Palacios
How Obtained: Signed by the Astros as a non-drafted free agent on July 2, 2016.

Year	Team	W	L	ERA	G	GS	CG	SHO	SV	IP	H	R	ER	HR	HB	BB	SO	WP	BK	AVG
2019	Tri-City (A)	1	2	5.87	10	6	0	0	1	30.2	27	21	20	1	2	22	34	4	1	.239
MINOR LEAGUE TOTALS		1	2	5.87	10	6	0	0	1	30.2	27	21	20	1	2	22	34	4	1	.239

SCOTT MANEA - CATCHER

See non-roster bio

EURYS MARTICH - RIGHT-HANDED PITCHER

Height: 6-3 **Weight:** 206 **Bats:** R **Throws:** R
Born: Aug. 20, 2002 - San Cristobal, DR **Hometown:** Santo Domingo, DR

Recommended/Signed By: Roman Ocumarez/Jose Lima
How Obtained: Signed by the Astros as a non-drafted free agent on July 2, 2019.

Year	Team	W	L	ERA	G	GS	CG	SHO	SV	IP	H	R	ER	HR	HB	BB	SO	WP	BK	AVG	
2021 will be his first professional season																					

SETH MARTINEZ - LEFT-HANDED PITCHER

See non-roster bio



TABLE OF CONTENTS

PLAYERS

PLAYER DEVELOPMENT

2020 REVIEW

OPPONENTS

HISTORY AND RECORDS

SPRING TRAINING

MEDIA INFORMATION

MINUTE MAID PARK

YOHANDER MARTINEZ - OUTFIELDER

Height: 5-10 **Weight:** 177 **Bats:** R **Throws:** R
Born: Jan. 8, 2002 - Caracas, VZ **Hometown:** Caracas, VZ

Recommended/Signed By: Roman Ocumarez/Enrique Brito

How Obtained: Signed by the Astros as a non-drafted free agent on July 2, 2018.

Year	Team	AVG	G	AB	R	H	2B	3B	HR	RBI	BB	SO	SB	CS	OBP	SLG	SF	SH	HB	E
2019	DSL Astros (R)	.313	66	214	36	67	6	3	1	25	40	27	19	11	.439	.383	0	0	8	9
MINOR LEAGUE TOTALS		.313	66	214	36	67	6	3	1	25	40	27	19	11	.439	.383	0	0	8	9

VICTOR MASCAI - OUTFIELDER

Height: 6-2 **Weight:** 213 **Bats:** L **Throws:** R
Born: Feb. 10, 2001 - Sao Paulo, BRA **Hometown:** Sao Paulo, BRA

Recommended/Signed By: Oz Ocampo/Thiago De Souza

How Obtained: Signed by the Astros as a non-drafted free agent on July 2, 2017.

Career Highlights: 2018: DSL Midseason All-Star.

Year	Team	AVG	G	AB	R	H	2B	3B	HR	RBI	BB	SO	SB	CS	OBP	SLG	SF	SH	HB	E
2019	GCL Astros (R)	.190	7	21	2	4	1	0	1	3	6	10	1	0	.370	.381	0	0	0	1
MINOR LEAGUE TOTALS		.190	7	21	2	4	1	0	1	3	6	10	1	0	.370	.381	0	0	0	3

J.J. MATIJEVIC - INFIELDER

Height: 6-0 **Weight:** 200 **Bats:** L **Throws:** R
Born: Nov. 14, 1995 - Latrobe, PA **Hometown:** North Huntingdon, PA
School: University of Arizona **Recommended/Signed By:** Mark Ross

How Obtained: Selected by the Astros in the Competitive Balance Round B (75th overall) of the June 2017 draft.

Career Highlights: 2019: Arizona Fall League Rising Stars Game selection...2018: Carolina League Postseason All-Star...2017: New York-Penn League Midseason All-Star.

Year	Team	AVG	G	AB	R	H	2B	3B	HR	RBI	BB	SO	SB	CS	OBP	SLG	SF	SH	HB	E
2019	Corpus Christi (AA)	.246	73	281	41	69	21	1	9	35	27	97	8	0	.314	.423	2	0	2	4
	Fayetteville (A)	.333	5	18	3	6	1	0	2	2	2	4	0	0	.400	.722	0	0	0	0
MINOR LEAGUE TOTALS		.256	238	906	146	232	62	5	40	130	92	283	32	17	.325	.468	9	0	5	12

ZACK MATTHEWS - RIGHT-HANDED PITCHER

Height: 5-11 **Weight:** 210 **Bats:** S **Throws:** R
Born: Jan. 31, 1999 - Edmond, OK **Hometown:** Wellston, OK
School: University of Oklahoma **Recommended/Signed By:** Jim Stevenson

How Obtained: Signed by the Astros as an undrafted free agent on June 19, 2020.

Year	Team	W	L	ERA	G	GS	CG	SHO	SV	IP	H	R	ER	HR	HB	BB	SO	WP	BK	AVG	
2021 will be his first professional season																					

COLE MCDONALD - RIGHT-HANDED PITCHER

Height: 6-1 **Weight:** 218 **Bats:** L **Throws:** R
Born: March 11, 1997 - New Hampton, IA **Hometown:** New Hampton, IA
School: University of Iowa **Recommended/Signed By:** Jim Stevenson

How Obtained: Selected by the Astros in the 15th round of the June 2019 draft.

Year	Team	W	L	ERA	G	GS	CG	SHO	SV	IP	H	R	ER	HR	HB	BB	SO	WP	BK	AVG
2019	GCL Astros (R)	0	0	0.00	1	1	0	0	0	2.0	0	0	0	0	0	0	2	0	0	.000
	Tri-City (A)	1	0	2.59	9	3	0	0	0	24.1	17	9	7	3	1	15	27	2	0	.198
MINOR LEAGUE TOTALS		1	0	2.39	10	4	0	0	0	26.1	17	9	7	3	1	15	29	2	0	.185

COLIN MCKEE - RIGHT-HANDED PITCHER

Height: 6-3 **Weight:** 221 **Bats:** R **Throws:** R
Born: June 21, 1994 - Butler, PA **Hometown:** Butler, PA
School: Mercyhurst College **Recommended/Signed By:** Zach Clark

How Obtained: Selected by the Astros in the 18th round of the June 2016 draft.

Career Highlights: 2019: Texas League Midseason All-Star.

Year	Team	W	L	ERA	G	GS	CG	SHO	SV	IP	H	R	ER	HR	HB	BB	SO	WP	BK	AVG
2019	Corpus Christi (AA)	2	2	1.71	34	0	0	0	0	7	58.0	25	15	11	5	4	35	76	8	.131
	Round Rock (AAA)	1	1	9.00	6	0	0	0	0	6.0	7	7	6	3	0	9	6	1	0	.292
MINOR LEAGUE TOTALS		11	12	3.64	96	1	0	0	18	158.1	105	78	64	17	9	113	209	33	0	.185

ALEX MCKENNA - OUTFIELDER

Height: 6-2 **Weight:** 195 **Bats:** R **Throws:** R
Born: Sept. 6, 1997 **Hometown:** Mission Hills, CA
School: Cal Poly - San Luis Obispo **Recommended/Signed By:** Tim Costic

How Obtained: Selected by the Astros in the fourth round of the June 2018 draft.

Career Highlights: 2018: New York-Penn League Midseason All-Star...*Baseball America* Short-Season All-Star.

Year	Team	AVG	G	AB	R	H	2B	3B	HR	RBI	BB	SO	SB	CS	OBP	SLG	SF	SH	HB	E
2019	Quad Cities (A)	.252	65	238	22	60	7	1	1	20	20	77	7	9	.327	.303	1	0	7	1
MINOR LEAGUE TOTALS		.252	65	238	22	60	7	1	1	20	20	77	7	9	.327	.303	1	0	7	2

CHRISTIAN MEJIAS - RIGHT-HANDED PITCHER

Height: 6-0 **Weight:** 200 **Bats:** R **Throws:** R

Born: May 19, 1999 - Valencia, VZ **Hometown:** Carabobo, VZ

Recommended/Signed By: Oz Ocampo/Roman Ocumarez/David Brito

How Obtained: Signed by the Astros as a non-drafted free agent on June 15, 2016.

Year	Team	W	L	ERA	G	GS	CG	SHO	SV	IP	H	R	ER	HR	HB	BB	SO	WP	BK	AVG
2019	GCL Astros (R)	0	0	3.38	2	0	0	0	1	2.2	1	1	1	0	0	1	2	2	0	.125
	Tri-City (A)	2	3	5.72	12	3	0	0	0	39.1	36	26	25	2	4	20	48	6	2	.238
MINOR LEAGUE TOTALS		6	6	4.47	45	14	0	0	3	133.0	113	74	66	4	15	68	133	25	4	.230

JAIME MELENDEZ - RIGHT-HANDED PITCHER

Height: 5-8 **Weight:** 176 **Bats:** L **Throws:** R

Born: Sept. 26, 2001 - Puebla, Mexico **Hometown:** Puebla, Mexico

Recommended/Signed By: Miguel Pintor

How Obtained: Signed by the Astros as a non-drafted free agent on April 30, 2019.

Year	Team	W	L	ERA	G	GS	CG	SHO	SV	IP	H	R	ER	HR	HB	BB	SO	WP	BK	AVG
2019	DSL Astros (R)	1	3	2.86	11	5	0	0	0	28.1	20	9	9	0	2	16	39	1	0	.204
MINOR LEAGUE TOTALS		1	3	2.86	11	5	0	0	0	28.1	20	9	9	0	2	16	39	1	0	.204

JOSE MENDOZA - INFIELDER

Height: 5-11 **Weight:** 196 **Bats:** R **Throws:** R

Born: June 19, 2001 - Carabobo, VZ **Hometown:** Carabobo, VZ

Recommended/Signed By: Oz Ocampo/David Brito

How Obtained: Signed by the Astros as a non-drafted free agent on Aug. 9, 2017.

Year	Team	AVG	G	AB	R	H	2B	3B	HR	RBI	BB	SO	SB	CS	OBP	SLG	SF	SH	HB	E
2019	GCL Astros (R)	.224	26	85	8	19	1	0	0	5	14	25	3	2	.340	.235	0	0	1	6
MINOR LEAGUE TOTALS		.251	59	195	21	49	3	0	0	13	28	41	11	5	.345	.267	2	0	1	16

SEAN MENDOZA - INFIELDER

Height: 5-8 **Weight:** 170 **Bats:** S **Throws:** R

Born: June 2, 2000 - Miranda, VZ **Hometown:** Miranda, VZ

Recommended/Signed By: Oz Ocampo/Tom Shafer/Jose Palacios

How Obtained: Signed by the Astros as a non-drafted free agent on July 2, 2016.

Year	Team	AVG	G	AB	R	H	2B	3B	HR	RBI	BB	SO	SB	CS	OBP	SLG	SF	SH	HB	E
2019	GCL Astros (R)	.235	40	132	18	31	6	0	0	9	19	17	10	2	.344	.280	2	0	4	4
MINOR LEAGUE TOTALS		.235	40	132	18	31	6	0	0	9	19	17	10	2	.344	.280	2	0	4	20

JAKE MEYERS - OUTFIELDER

See non-roster bio

CRISTOFER MEZQUITA - LEFT-HANDED PITCHER

Height: 6-0 **Weight:** 187 **Bats:** L **Throws:** L

Born: June 6, 2000 - Santiago, DR **Hometown:** Santiago, DR

Recommended/Signed By: Oz Ocampo/Roman Ocumarez/Alfredo Ulloa

How Obtained: Signed by the Astros as a non-drafted free agent on July 2, 2017.

Year	Team	W	L	ERA	G	GS	CG	SHO	SV	IP	H	R	ER	HR	HB	BB	SO	WP	BK	AVG
2019	DSL Astros (R)	0	1	5.13	18	0	0	0	5	26.1	22	19	15	0	1	25	38	10	0	.220
MINOR LEAGUE TOTALS		0	2	4.42	30	0	0	0	6	38.2	32	28	19	0	1	34	47	14	3	.219

MARK MOCLAIR - RIGHT-HANDED PITCHER

Height: 6-2 **Weight:** 217 **Bats:** R **Throws:** R

Born: March 13, 1997 - Newport News, VA **Hometown:** Seffner, FL

School: University of Tampa

Recommended/Signed By: Evan Brannon

How Obtained: Selected by the Astros in the 12th round of the June 2018 draft.

Year	Team	W	L	ERA	G	GS	CG	SHO	SV	IP	H	R	ER	HR	HB	BB	SO	WP	BK	AVG
2019	Quad Cities (A)	0	2	7.04	3	2	0	0	0	7.2	4	6	6	0	1	9	11	4	0	.160
MINOR LEAGUE TOTALS		0	2	7.04	3	2	0	0	0	7.2	4	6	6	0	1	9	11	4	0	.160

JEREMY MOLERO - RIGHT-HANDED PITCHER

Height: 6-2 **Weight:** 193 **Bats:** R **Throws:** R

Born: Nov. 8, 1999 - Carabobo, VZ **Hometown:** Carabobo, VZ

Recommended/Signed By: Oz Ocampo/Roman Ocumarez

How Obtained: Signed by the Astros as a non-drafted free agent on Aug. 23, 2017.

Year	Team	W	L	ERA	G	GS	CG	SHO	SV	IP	H	R	ER	HR	HB	BB	SO	WP	BK	AVG
2019	DSL Astros (R)	4	0	2.19	14	8	0	0	0	49.1	24	14	12	1	4	37	80	11	0	.142
MINOR LEAGUE TOTALS		4	0	2.19	14	8	0	0	0	49.1	24	14	12	1	4	37	80	11	0	.142



ANDRES MONZON - OUTFIELDER

Height: 5-11 **Weight:** 160 **Bats:** R **Throws:** R
Born: Dec. 5, 2001 - Punto Fijo, VZ **Hometown:** Punto Fijo, VZ

Recommended/Signed By: Jose Palacios/Enrique Brito

How Obtained: Signed by the Astros as a non-drafted free agent on July 4, 2018.

Year	Team	AVG	G	AB	R	H	2B	3B	HR	RBI	BB	SO	SB	CS	OBP	SLG	SF	SH	HB	E
2019	DSL Astros (R)	.191	65	194	33	37	4	4	0	24	19	43	19	5	.307	.253	3	1	15	5
MINOR LEAGUE TOTALS		.191	65	194	33	37	4	4	0	24	19	43	19	5	.307	.253	3	1	15	5

CHRISTOPHER MORALES - OUTFIELDER

Height: 6-1 **Weight:** 170 **Bats:** R **Throws:** R
Born: Sept. 30, 2002 - San Pedro de Macoris, DR **Hometown:** San Pedro de Macoris, DR
Recommended/Signed By: Roman Ocumarez/Alfredo Ulloa

How Obtained: Signed by the Astros as a non-drafted free agent on July 2, 2019.

Year	Team	AVG	G	AB	R	H	2B	3B	HR	RBI	BB	SO	SB	CS	OBP	SLG	SF	SH	HB	E	
2021 will be his first professional season																					

PARKER MUSHINSKI - LEFT-HANDED PITCHER

Height: 6-0 **Weight:** 225 **Bats:** L **Throws:** L
Born: Nov. 22, 1995 **Hometown:** Argyle, TX
School: Texas Tech University **Recommended/Signed By:** Jim Stevenson

How Obtained: Selected by the Astros in the seventh round of the 2017 draft.

Career Highlights: 2018: Midwest League Midseason All-Star.

Year	Team	W	L	ERA	G	GS	CG	SHO	SV	IP	H	R	ER	HR	HB	BB	SO	WP	BK	AVG
2019	Fayetteville (A)	0	1	3.76	11	9	0	0	1	52.2	47	27	22	4	1	16	63	6	0	.229
	GCL Astros (R)	0	0	7.71	3	2	0	0	0	4.2	8	4	4	0	1	2	7	0	0	.348
	Tri-City (A)	0	1	7.71	2	2	0	0	0	4.2	6	5	4	0	0	3	4	0	0	.316
MINOR LEAGUE TOTALS		7	5	3.23	56	28	0	0	3	181.0	145	77	65	9	11	85	228	22	1	.214

JOSE NODAL - LEFT-HANDED PITCHER

Height: 6-3 **Weight:** 200 **Bats:** L **Throws:** L
Born: July 16, 2002 - Cienfuegos, Cuba **Hometown:** Cienfuegos, Cuba
How Obtained: Signed by the Astros as a non-drafted free agent on March 15, 2019.

Year	Team	W	L	ERA	G	GS	CG	SHO	SV	IP	H	R	ER	HR	HB	BB	SO	WP	BK	AVG
2019	DSL Astros (R)	1	3	3.26	13	6	0	0	0	38.2	32	22	14	2	9	31	42	8	0	.230
MINOR LEAGUE TOTALS		1	3	3.26	13	6	0	0	0	38.2	32	22	14	2	9	31	42	8	0	.230

BRAYAN NOLASCO - OUTFIELDER

Height: 5-9 **Weight:** 178 **Bats:** R **Throws:** R
Born: Sept. 24, 2003 - San Pedro de Macoris, DR **Hometown:** San Pedro de Macoris, DR
How Obtained: Signed by the Astros as a non-drafted free agent on Jan. 15, 2021.

Year	Team	AVG	G	AB	R	H	2B	3B	HR	RBI	BB	SO	SB	CS	OBP	SLG	SF	SH	HB	E	
2021 will be his first professional season																					

CODY ORR - OUTFIELDER

Height: 6-2 **Weight:** 212 **Bats:** R **Throws:** R
Born: April 2, 1999 - Rossford, OH **Hometown:** Rossford, OH
School: Tiffin University **Recommended/Signed By:** Scott Oberhelman

How Obtained: Signed by the Astros as a non-drafted free agent on June 23, 2020.

Year	Team	AVG	G	AB	R	H	2B	3B	HR	RBI	BB	SO	SB	CS	OBP	SLG	SF	SH	HB	E	
2021 will be his first professional season																					

AYENDY ORTIZ - INFIELDER

Height: 6-1 **Weight:** 185 **Bats:** S **Throws:** R
Born: March 9, 2002 - San Pedro de Macoris, DR **Hometown:** San Pedro de Macoris, DR
Recommended/Signed By: Johan Maya

How Obtained: Signed by the Astros as a non-drafted free agent on July 2, 2018.

Year	Team	AVG	G	AB	R	H	2B	3B	HR	RBI	BB	SO	SB	CS	OBP	SLG	SF	SH	HB	E
2019	DSL Astros (R)	.173	39	98	6	17	4	0	1	10	10	46	4	1	.250	.245	0	0	0	6
MINOR LEAGUE TOTALS		.173	39	98	6	17	4	0	1	10	10	46	4	1	.250	.245	0	0	0	6

DANIEL PACHECO - RIGHT-HANDED PITCHER

Height: 5-10 **Weight:** 173 **Bats:** R **Throws:** R
Born: Dec. 4, 2001 - Puerto Ordaz, VZ **Hometown:** Puerto Ordaz, VZ
Recommended/Signed By: Jose Palacios/Enrique Brito

How Obtained: Signed by the Astros as a non-drafted free agent on July 2, 2018.

Year	Team	W	L	ERA	G	GS	CG	SHO	SV	IP	H	R	ER	HR	HB	BB	SO	WP	BK	AVG
2019	DSL Astros (R)	1	2	6.45	8	3	0	0	0	22.1	28	18	16	1	5	15	16	4	1	.322
MINOR LEAGUE TOTALS		1	2	6.45	8	3	0	0	0	22.1	28	18	16	1	5	15	16	4	1	.322

TABLE OF CONTENTS

PLAYERS

PLAYER DEVELOPMENT

2020 REVIEW

OPPONENTS

HISTORY AND RECORDS

SPRING TRAINING

MEDIA INFORMATION

MINUTE MAID PARK

MIGUEL PALMA - CATCHER

Height: 5-10 **Weight:** 184 **Bats:** R **Throws:** R
Born: Jan. 4, 2002 - Caracas, VZ **Hometown:** Caracas, VZ

Recommended/Signed By: Roman Ocumarez

How Obtained: Signed by the Astros as a non-drafted free agent on July 2, 2018.

Year	Team	AVG	G	AB	R	H	2B	3B	HR	RBI	BB	SO	SB	CS	OBP	SLG	SF	SH	HB	E
2019	DSL Astros (R)	.228	51	136	22	31	7	1	4	15	19	35	10	5	.373	.382	1	1	13	1
MINOR LEAGUE TOTALS		.228	51	136	22	31	7	1	4	15	19	35	10	5	.373	.382	1	1	13	1

ALEX PALMER - RIGHT-HANDED PITCHER

Height: 5-10 **Weight:** 162 **Bats:** S **Throws:** R
Born: May 15, 1998 - Arlington, TX **Hometown:** Arlington, TX

School: Stephen F. Austin University

Recommended/Signed By: Cam Pendino

How Obtained: Selected by the Astros in the 20th round of the June 2019 draft.

Year	Team	W	L	ERA	G	GS	CG	SHO	SV	IP	H	R	ER	HR	HB	BB	SO	WP	BK	AVG
2019	GCL Astros (R)	2	0	2.45	9	2	0	0	1	22.0	16	8	6	0	1	6	27	1	0	.200
MINOR LEAGUE TOTALS		2	0	2.45	9	2	0	0	1	22.0	16	8	6	0	1	6	27	1	0	.200

MICHAEL PAPIERSKI - CATCHER

See non-roster bio

JOSUE PAYANO - INFIELDER

Height: 5-10 **Weight:** 150 **Bats:** R **Throws:** R
Born: June 22, 2003 - Bonaao, DR **Hometown:** Bonaao, DR

Recommended/Signed By: Roman Ocumarez/Alfredo Ulloa

How Obtained: Signed by the Astros as a non-drafted free agent on July 2, 2019.

Year	Team	AVG	G	AB	R	H	2B	3B	HR	RBI	BB	SO	SB	CS	OBP	SLG	SF	SH	HB	E
------	------	-----	---	----	---	---	----	----	----	-----	----	----	----	----	-----	-----	----	----	----	---

2021 will be his first professional season

HUNTER PECK - RIGHT-HANDED PITCHER

Height: 6-2 **Weight:** 195 **Bats:** L **Throws:** L
Born: May 5, 1997 - Norfolk, VA **Hometown:** Norfolk, VA

School: Georgia Gwinnett College

Recommended/Signed By: Bobby St. Pierre

How Obtained: Signed by the Astros as an undrafted free agent on July 31, 2020.

Year	Team	W	L	ERA	G	GS	CG	SHO	SV	IP	H	R	ER	HR	HB	BB	SO	WP	BK	AVG
------	------	---	---	-----	---	----	----	-----	----	----	---	---	----	----	----	----	----	----	----	-----

2021 will be his first professional season

JEREMY PEÑA - INFIELDER

See non-roster bio

JHERSON PEREIRA - RIGHT-HANDED PITCHER

Height: 6-2 **Weight:** 171 **Bats:** R **Throws:** R
Born: Jan. 27, 1997 - Carupano, VZ **Hometown:** Carupano, VZ

Recommended/Signed By: Roman Ocumarez

How Obtained: Signed by the Astros as a non-drafted free agent on Feb. 28, 2018.

Year	Team	W	L	ERA	G	GS	CG	SHO	SV	IP	H	R	ER	HR	HB	BB	SO	WP	BK	AVG
2019	DSL Astros (R)	2	0	1.60	9	4	0	0	2	33.2	20	7	6	1	1	5	35	3	0	.168
	GCL Astros (R)	2	0	2.00	6	0	0	0	1	9.0	3	5	2	0	2	8	10	2	0	.115
MINOR LEAGUE TOTALS		4	3	2.78	28	7	0	0	4	74.1	67	41	23	2	6	27	70	12	0	.238

CHANDERSON PEREZ - INFIELDER

Height: 6-0 **Weight:** 195 **Bats:** R **Throws:** R
Born: Sept. 22, 2001 - San Cristobal, DR **Hometown:** San Cristobal, DR

Recommended/Signed By: Roman Ocumarez/Leocadio Guevara

How Obtained: Signed by the Astros as a non-drafted free agent on Oct. 16, 2019.

Year	Team	AVG	G	AB	R	H	2B	3B	HR	RBI	BB	SO	SB	CS	OBP	SLG	SF	SH	HB	E
------	------	-----	---	----	---	---	----	----	----	-----	----	----	----	----	-----	-----	----	----	----	---

2021 will be his first professional season

FRANK PEREZ - OUTFIELDER

Height: 6-2 **Weight:** 161 **Bats:** R **Throws:** R
Born: Dec. 13, 2001 - Ciego de Avila, Cuba **Hometown:** Ciego de Avila, Cuba

Recommended/Signed By: Charlie Gonzalez

How Obtained: Signed by the Astros as a non-drafted free agent on July 2, 2018.

Year	Team	AVG	G	AB	R	H	2B	3B	HR	RBI	BB	SO	SB	CS	OBP	SLG	SF	SH	HB	E
2019	DSL Astros (R)	.151	39	86	10	13	2	0	1	9	6	37	7	3	.265	.209	2	0	8	0
MINOR LEAGUE TOTALS		.151	39	86	10	13	2	0	1	9	6	37	7	3	.265	.209	2	0	8	0



TABLE OF CONTENTS

PLAYERS

PLAYER DEVELOPMENT

2020 REVIEW

OPPONENTS

HISTORY AND RECORDS

SPRING TRAINING

MEDIA INFORMATION

MINUTE MAID PARK

JOE PEREZ - INFIELDER

Height: 6-3 **Weight:** 218 **Bats:** R **Throws:** R
Born: Aug. 12, 1999 **Hometown:** SW Ranches, FL
School: Archbishop McCarthy HS (FL) **Recommended/Signed By:** Charlie Gonzalez
How Obtained: Selected by the Astros in the second round of the June 2017 draft.
Career Highlights: 2019: New York-Penn League Player of the Week, Aug. 5-11, 2019.

Year	Team	AVG	G	AB	R	H	2B	3B	HR	RBI	BB	SO	SB	CS	OBP	SLG	SF	SH	HB	E
2019	Tri-City (A)	.188	50	181	23	34	7	2	7	27	11	54	3	1	.246	.365	0	0	3	7
MINOR LEAGUE TOTALS		.198	54	192	24	38	7	2	7	27	14	55	4	1	.263	.365	0	0	3	10

LUIS PEREZ - OUTFIELDER

Height: 5-10 **Weight:** 193 **Bats:** R **Throws:** R
Born: Oct. 24, 2002 - Cotui, DR **Hometown:** Cotui, DR
Recommended/Signed By: Roman Ocumarez/Leocadio Guevara
How Obtained: Signed by the Astros as a non-drafted free agent on July 2, 2019.
 2020 will be his first professional season

Year	Team	AVG	G	AB	R	H	2B	3B	HR	RBI	BB	SO	SB	CS	OBP	SLG	SF	SH	HB	E
MINOR LEAGUE TOTALS		.198	54	192	24	38	7	2	7	27	14	55	4	1	.263	.365	0	0	3	10

NATHAN PERRY - CATCHER

Height: 6-2 **Weight:** 216 **Bats:** L **Throws:** R
Born: July 7, 1999 **Hometown:** Spencer, VA
School: Bassett HS (VA) **Recommended/Signed By:** Tim Bittner
How Obtained: Selected by the Astros in the fifth round of the June 2017 draft.
Career Highlights: 2019: New York-Penn League Player of the Week, July 8-14, 2019.

Year	Team	AVG	G	AB	R	H	2B	3B	HR	RBI	BB	SO	SB	CS	OBP	SLG	SF	SH	HB	E
2019	Tri-City (A)	.244	67	234	29	57	11	2	12	35	36	62	1	0	.354	.462	0	0	4	4
MINOR LEAGUE TOTALS		.244	67	234	29	57	11	2	12	35	36	62	1	0	.354	.462	0	0	4	7

FRANKLIN PINTO - OUTFIELDER

Height: 6-1 **Weight:** 179 **Bats:** R **Throws:** R
Born: April 26, 2001 - Carabobo, VZ **Hometown:** Carabobo, VZ
Recommended/Signed By: Oz Ocampo/Enrique Brito
How Obtained: Signed by the Astros as a non-drafted free agent on July 2, 2017.

Year	Team	AVG	G	AB	R	H	2B	3B	HR	RBI	BB	SO	SB	CS	OBP	SLG	SF	SH	HB	E
2019	GCL Astros (R)	.277	36	112	21	31	5	2	2	21	10	15	4	0	.346	.411	2	1	3	2
MINOR LEAGUE TOTALS		.259	70	228	34	59	6	3	2	27	21	31	18	3	.335	.338	4	1	7	6

PEYTON PLUMLEE - RIGHT-HANDED PITCHER

Height: 6-3 **Weight:** 198 **Bats:** R **Throws:** R
Born: Feb. 10, 1997 - Memphis, TN **Hometown:** Memphis, TN
School: Mississippi State University **Recommended/Signed By:** Travis Coleman
How Obtained: Selected by the Astros in the 31st round of the June 2019 draft.

Year	Team	W	L	ERA	G	GS	CG	SHO	SV	IP	H	R	ER	HR	HB	BB	SO	WP	BK	AVG
2019	Tri-City (A)	0	1	3.86	9	0	0	0	2	14.0	10	7	6	0	1	7	12	2	0	.204
MINOR LEAGUE TOTALS		0	1	3.86	9	0	0	0	2	14.0	10	7	6	0	1	7	12	2	0	.204

LORENZO QUINTANA - CATCHER

See non-roster bio

JOHANGEL RAMIREZ - RIGHT-HANDED PITCHER

Height: 6-2 **Weight:** 228 **Bats:** R **Throws:** R
Born: Sept. 10, 2001 - Maturin, VZ **Hometown:** Maturin, VZ
Recommended/Signed By: Enrique Brito
How Obtained: Signed by the Astros as a non-drafted free agent on July 2, 2018.

Year	Team	W	L	ERA	G	GS	CG	SHO	SV	IP	H	R	ER	HR	HB	BB	SO	WP	BK	AVG
2019	Tri-City (A)	0	0	27.00	1	0	0	0	0	1.1	4	6	4	0	2	2	1	2	0	.444
MINOR LEAGUE TOTALS		0	0	27.00	1	0	0	0	0	1.1	4	6	4	0	2	2	1	2	0	.444

MANNY RAMIREZ - RIGHT-HANDED PITCHER

Height: 5-11 **Weight:** 199 **Bats:** R **Throws:** R
Born: Nov. 21, 1999 - Santo Domingo, DR **Hometown:** Villa Mella, DR
Recommended/Signed By: Oz Ocampo/Roman Ocumarez/Leocadio Guevara
How Obtained: Signed by the Astros as a non-drafted free agent on July 2, 2017.

Year	Team	W	L	ERA	G	GS	CG	SHO	SV	IP	H	R	ER	HR	HB	BB	SO	WP	BK	AVG
2019	Tri-City (A)	0	3	4.38	13	7	0	0	0	37.0	28	23	18	0	3	40	50	7	1	.200
	Quad Cities (A)	0	0	27.00	2	0	0	0	0	1.0	1	4	3	0	1	6	3	0	0	.200
MINOR LEAGUE TOTALS		3	5	4.33	35	14	0	0	0	95.2	73	58	46	0	10	77	126	14	1	.210

TOMAS RAMIREZ - OUTFIELDER

Height: 6-1 **Weight:** 192 **Bats:** R **Throws:** R
Born: Nov. 21, 2001 - Santo Domingo, DR **Hometown:** Santo Domingo, DR

Recommended/Signed By: Jose Lima

How Obtained: Signed by the Astros as a non-drafted free agent on July 2, 2018.

Year	Team	AVG	G	AB	R	H	2B	3B	HR	RBI	BB	SO	SB	CS	OBP	SLG	SF	SH	HB	E
2019	DSL Astros (R)	.183	25	60	6	11	2	0	2	6	9	25	2	2	.290	.317	0	0	0	4
MINOR LEAGUE TOTALS		.183	25	60	6	11	2	0	2	6	9	25	2	2	.290	.317	0	0	0	4

YEURIS RAMIREZ - INFIELDER

Height: 6-0 **Weight:** 197 **Bats:** R **Throws:** R
Born: Nov. 28, 1998 - Santo Domingo Este, DR **Hometown:** Santo Domingo, DR

Recommended/Signed By: Oz Ocampo/Charlie Gonzalez/Roman Ocumarez/Leocardio Guevara

How Obtained: Signed by the Astros as a non-drafted free agent on July 2, 2015.

Year	Team	AVG	G	AB	R	H	2B	3B	HR	RBI	BB	SO	SB	CS	OBP	SLG	SF	SH	HB	E
2019	Tri-City (A)	.233	16	43	7	10	1	1	1	3	4	15	4	3	.298	.372	0	0	0	3
	GCL Astros (R)	.184	14	38	9	7	2	0	2	5	8	15	4	1	.392	.395	0	0	5	2
MINOR LEAGUE TOTALS		.196	166	505	74	99	2	7	9	60	78	164	27	13	.340	.321	3	2	34	35

JOE RECORD - RIGHT-HANDED PITCHER

Height: 6-3 **Weight:** 232 **Bats:** R **Throws:** R
Born: Jan. 12, 1995 - Anaheim, CA **Hometown:** Anaheim, CA

School: UC Santa Barbara

Recommended/Signed By: Taylor Cameron (MIN)

How Obtained: Selected by the Astros in the first round of the minor league phase of the 2020 Rule 5 Draft...originally drafted by the Twins in the 28th round of the 2017 MLB Draft.

Year	Team	W	L	ERA	G	GS	CG	SHO	SV	IP	H	R	ER	HR	HB	BB	SO	WP	BK	AVG
2019	Cedar Rapids (A)	0	1	0.00	7	0	0	0	5	8.1	1	2	0	0	1	1	16	1	0	.036
	Fort Myers (A)	4	3	5.98	28	0	0	0	3	46.2	53	36	31	1	1	15	52	3	0	.275
MINOR LEAGUE TOTALS		4	3	5.07	35	0	0	0	8	55.0	54	38	31	1	2	16	68	4	0	.244

FABRICIO REINA - RIGHT-HANDED PITCHER

Height: 6-3 **Weight:** 192 **Bats:** R **Throws:** R
Born: Feb. 26, 2000 - Aragua, VZ **Hometown:** Aragua, VZ

Recommended/Signed By: Oz Ocampo/David Brito/Carlos Barrios

How Obtained: Signed by the Astros as a non-drafted free agent on June 24, 2017.

Year	Team	W	L	ERA	G	GS	CG	SHO	SV	IP	H	R	ER	HR	HB	BB	SO	WP	BK	AVG
2019	DSL Astros (R)	1	3	3.80	14	8	0	0	0	47.1	38	27	20	0	7	25	45	14	0	.221
MINOR LEAGUE TOTALS		1	3	3.80	14	8	0	0	0	47.1	38	27	20	0	7	25	45	14	0	.221

JOSE ALBERTO RIVERA - RIGHT-HANDED PITCHER

Height: 6-3 **Weight:** 175 **Bats:** R **Throws:** R
Born: Feb. 14, 1997 - San Cristobal, DR **Hometown:** San Cristobal, DR

Recommended/Signed By: Oz Ocampo/Roman Ocumarez/Leocardio Guevara

How Obtained: Signed by the Astros as a non-drafted free agent on Oct. 19, 2016.

Year	Team	W	L	ERA	G	GS	CG	SHO	SV	IP	H	R	ER	HR	HB	BB	SO	WP	BK	AVG
2019	Quad Cities (A)	5	5	3.81	18	11	0	0	1	75.2	61	38	32	2	3	36	95	16	0	.222
MINOR LEAGUE TOTALS		9	12	3.63	44	21	0	0	1	161.1	120	77	65	11	8	74	185	25	2	.205

RAINIER RIVAS - OUTFIELDER

Height: 6-3 **Weight:** 251 **Bats:** L **Throws:** L
Born: June 29, 2001 - Maracaibo, VZ **Hometown:** Maracaibo, VZ

Recommended/Signed By: Andres Garcia/Marlon Urdaneta (LAA)

How Obtained: Acquired by the Astros along with OF Raider Uceta from the Angels in exchange for C Max Stassi on July 31, 2019...originally signed by the Angels as a non-drafted free agent on July 6, 2017.

Year	Team	AVG	G	AB	R	H	2B	3B	HR	RBI	BB	SO	SB	CS	OBP	SLG	SF	SH	HB	E
2019	DSL Angels (R)	.400	20	70	15	28	3	2	1	20	14	11	3	2	.429	.471	1	0	2	2
	GCL Angels (R)	.260	14	50	9	13	2	2	1	7	4	15	0	0	.309	.440	1	0	0	2
	GCL Astros (R)	.351	10	37	1	13	1	0	0	6	4	10	0	0	.415	.378	0	0	0	0
MINOR LEAGUE TOTALS		.305	71	256	40	78	8	5	3	40	36	67	9	3	.393	.410	1	0	2	7

JULIO ROBAINA - LEFT-HANDED PITCHER

Height: 5-11 **Weight:** 190 **Bats:** L **Throws:** L
Born: March 23, 2001 - La Habana, Cuba **Hometown:** La Habana, Cuba

Recommended/Signed By: Charlie Gonzalez

How Obtained: Signed by the Astros as a non-drafted free agent on Sept. 22, 2017.

Year	Team	W	L	ERA	G	GS	CG	SHO	SV	IP	H	R	ER	HR	HB	BB	SO	WP	BK	AVG
2019	Quad Cities (A)	0	1	0.00	2	0	0	0	1	5.2	2	2	0	0	0	8	6	1	0	.111
	Tri-City (A)	0	1	5.14	3	0	0	0	1	7.0	8	5	4	0	0	5	10	1	0	.286
	GCL Astros (R)	3	1	2.48	10	1	0	0	0	29.0	21	9	8	0	2	12	41	2	1	.198
MINOR LEAGUE TOTALS		3	7	4.19	26	5	0	0	4	66.2	53	36	31	1	5	42	84	5	1	.212



TABLE OF CONTENTS

PLAYERS

PLAYER DEVELOPMENT

2020 REVIEW

OPPONENTS

HISTORY AND RECORDS

SPRING TRAINING

MEDIA INFORMATION

MINUTE MAID PARK

ELIAN RODRIGUEZ - RIGHT-HANDED PITCHER

Height: 6-4 **Weight:** 220 **Bats:** R **Throws:** R
Born: March 10, 1997 - Camaguey, Cuba **Hometown:** Santo Domingo, DR
Recommended/Signed By: Charlie Gonzalez
How Obtained: Signed by the Astros as a non-drafted free agent on June 13, 2017.

Year	Team	W	L	ERA	G	GS	CG	SHO	SV	IP	H	R	ER	HR	HB	BB	SO	WP	BK	AVG
2019	GCL Astros (R)	0	2	11.32	10	2	0	0	0	20.2	30	31	26	4	7	24	25	10	0	.341
MINOR LEAGUE TOTALS		1	9	7.83	29	15	0	0	0	69.0	72	71	60	6	23	80	63	34	1	.289

LEOVANNEY RODRIGUEZ - RIGHT-HANDED PITCHER

Height: 6-0 **Weight:** 196 **Bats:** R **Throws:** R
Born: June 13, 1996 - Santiago, DR **Hometown:** Santiago, DR
Recommended/Signed By: Oz Ocampo/Roman Ocumarez
How Obtained: Signed by the Astros as a non-drafted free agent on June 10, 2015.

Year	Team	W	L	ERA	G	GS	CG	SHO	SV	IP	H	R	ER	HR	HB	BB	SO	WP	BK	AVG
2019	Fayetteville (A)	7	2	4.52	34	0	0	0	0	63.2	74	38	32	6	5	31	72	6	2	.300
	Corpus Christi (AA)	0	0	0.00	1	0	0	0	0	2.1	2	0	0	0	0	0	3	0	0	.222
MINOR LEAGUE TOTALS		19	18	3.98	93	45	0	0	1	305.1	321	159	135	21	15	91	309	18	2	.270

NERIO RODRIGUEZ - CATCHER

Height: 6-2 **Weight:** 242 **Bats:** R **Throws:** R
Born: Sept. 21, 1999 - New York, NY **Hometown:** Santo Domingo, DR
Recommended/Signed By: Oz Ocampo/Charlie Gonzalez/Roman Ocumarez
How Obtained: Signed by the Astros as a non-drafted free agent on July 2, 2016.

Year	Team	AVG	G	AB	R	H	2B	3B	HR	RBI	BB	SO	SB	CS	OBP	SLG	SF	SH	HB	E
2019	Quad Cities (A)	.263	31	95	17	25	8	0	3	13	19	29	0	0	.391	.442	0	0	1	1
	Corpus Christi (AA)	.256	12	39	3	10	2	0	0	2	4	14	3	0	.326	.308	0	0	0	1
MINOR LEAGUE TOTALS		.215	115	354	57	76	26	0	7	44	57	122	1	0	.323	.347	5	0	2	5

RAMIRO RODRIGUEZ - OUTFIELDER

Height: 5-10 **Weight:** 155 **Bats:** L **Throws:** L
Born: Feb. 2, 1998 - Las Tablas, PAN **Hometown:** Las Tablas, PAN
Recommended/Signed By: Oz Ocampo/Carlos Gonzalez
How Obtained: Signed by the Astros as a non-drafted free agent on Oct. 14, 2015.

Year	Team	AVG	G	AB	R	H	2B	3B	HR	RBI	BB	SO	SB	CS	OBP	SLG	SF	SH	HB	E
2019	Quad Cities (A)	.217	50	161	24	35	7	3	2	18	35	37	15	10	.357	.335	7	0	4	4
	Fayetteville (A)	.250	6	16	4	4	1	0	1	2	3	4	1	0	.368	.500	0	0	0	0
	Corpus Christi (AA)	.256	12	39	3	10	2	0	0	2	4	14	3	0	.326	.308	0	0	0	1
MINOR LEAGUE TOTALS		.251	239	761	128	191	36	14	13	84	131	151	39	27	.375	.386	11	6	27	11

CESAR ROSADO - RIGHT-HANDED PITCHER

Height: 6-1 **Weight:** 213 **Bats:** R **Throws:** R
Born: June 22, 1996 - Santo Domingo Centro, DR **Hometown:** Santo Domingo Este, DR
Recommended/Signed By: Oz Ocampo/Roman Ocumarez
How Obtained: Signed by the Astros as a non-drafted free agent on Dec. 3, 2014.
Career Highlights: 2018: Midwest League Pitcher of the Week, July 16-22.

Year	Team	W	L	ERA	G	GS	CG	SHO	SV	IP	H	R	ER	HR	HB	BB	SO	WP	BK	AVG
2019	Fayetteville (A)	3	7	4.40	32	0	0	0	5	47.0	25	26	23	2	4	35	61	3	0	.157
MINOR LEAGUE TOTALS		19	20	3.66	97	36	0	0	8	280.0	217	133	114	10	28	160	292	23	4	.216

DARWIN ROSARIO - RIGHT-HANDED PITCHER

Height: 6-3 **Weight:** 180 **Bats:** R **Throws:** R
Born: June 15, 2000 - Santo Domingo Este, DR **Hometown:** Santo Domingo Este, DR
Recommended/Signed By: Alfredo Ulloa/Leocadio Guevara
How Obtained: Signed by the Astros as a non-drafted free agent on Jan. 15, 2021.
Year **Team** **W** **L** **ERA** **G** **GS** **CG** **SHO** **SV** **IP** **H** **R** **ER** **HR** **HB** **BB** **SO** **WP** **BK** **AVG**

2021 will be his first professional season

MATT RUPPENTHAL - RIGHT-HANDED PITCHER

Height: 6-4 **Weight:** 223 **Bats:** R **Throws:** R
Born: Oct. 21, 1995 - Pontiac, MI **Hometown:** Bloomfield Hills, MI
School: Vanderbilt University **Recommended/Signed By:** Nick Venuto
How Obtained: Selected by the Astros in the 17th round of the June 2017 draft.
Career Highlights: 2019: Midwest League Midseason All-Star.

Year	Team	W	L	ERA	G	GS	CG	SHO	SV	IP	H	R	ER	HR	HB	BB	SO	WP	BK	AVG
2019	Quad Cities (A)	5	7	4.33	24	14	0	0	2	99.2	82	52	48	7	3	52	111	10	0	.220
MINOR LEAGUE TOTALS		7	8	4.18	40	24	0	0	2	131.1	116	66	61	8	4	64	150	16	0	.235

CESAR SALAZAR - CATCHER

Height: 5-9 **Weight:** 194 **Bats:** L **Throws:** R
Born: March 15, 1996 - Hermosillo, Sonora, MEX **Hometown:** Tucson, AZ
School: University of Arizona **Recommended/Signed By:** Aaron Tassano
How Obtained: Selected by the Astros in the seventh round of the June 2018 draft.
Career Highlights: 2019: Midwest League Midseason All-Star.

Year	Team	AVG	G	AB	R	H	2B	3B	HR	RBI	BB	SO	SB	CS	OBP	SLG	SF	SH	HB	E
2019	Quad Cities (A)	.262	71	248	28	65	16	1	3	39	17	41	5	3	.323	.371	6	0	8	4
MINOR LEAGUE TOTALS		.241	107	365	38	88	22	1	6	56	25	69	6	4	.310	.356	6	0	14	6

ANDERSON SANCHEZ - OUTFIELDER

Height: 6-1 **Weight:** 170 **Bats:** R **Throws:** R
Born: Nov. 6, 2003 - San Onofre, COL **Hometown:** San Onofre, COL
Recommended/Signed By: Roman Ocumarez/Alfredo Ulloa

How Obtained: Signed by the Astros as an undrafted free agent on Jan. 15, 2021.

Year	Team	AVG	G	AB	R	H	2B	3B	HR	RBI	BB	SO	SB	CS	OBP	SLG	SF	SH	HB	E
2021 will be his first professional season.																				

ALIMBER SANTA- RIGHT-HANDED PITCHER

Height: 5-10 **Weight:** 163 **Bats:** R **Throws:** R
Born: May 3, 2003 - Azua, DR **Hometown:** Azua, DR
Recommended/Signed By: Alfredo Ulloa/Hassan Wessin

How Obtained: Signed by the Astros as a non-drafted free agent on Feb. 28, 2020.

Year	Team	W	L	ERA	G	GS	CG	SHO	SV	IP	H	R	ER	HR	HB	BB	SO	WP	BK	AVG
2021 will be his first professional season.																				

LUIS SANTANA - INFIELDER

Height: 5-9 **Weight:** 196 **Bats:** R **Throws:** R
Born: Jan. 22, 1998 - Bani, DR **Hometown:** Bani, DR
Recommended/Signed By: Daurys Nin (NYM)

How Obtained: Acquired by the Astros from the Mets along with OF Ross Adolph and C Scott Manea in exchange for IF J.D. Davis and IF Cody Bohanek on Jan. 6, 2019...originally signed by the Mets as a non-drafted free agent on July 2, 2016.

Career Highlights: 2018: Appalachian League Postseason All-Star.

Year	Team	AVG	G	AB	R	H	2B	3B	HR	RBI	BB	SO	SB	CS	OBP	SLG	SF	SH	HB	E
2019	Corpus Christi (AA)	.228	18	57	5	13	2	0	0	2	6	9	0	0	.333	.263	0	0	3	2
	Tri-City (A)	.267	52	165	19	44	8	0	2	15	14	24	4	2	.339	.352	2	0	5	5
MINOR LEAGUE TOTALS		.308	210	738	108	227	39	10	9	115	84	85	28	11	.400	.424	5	3	33	20

JUAN SANTANDER - CATCHER

Height: 6-2 **Weight:** 180 **Bats:** R **Throws:** R
Born: Dec. 9, 2002 - Barquisimeto, VZ **Hometown:** Barquisimeto, VZ
Recommended/Signed By: Roman Ocumarez/Jose Palacios/Enrique Brito

How Obtained: Signed by the Astros as a non-drafted free agent on July 2, 2019.

Year	Team	AVG	G	AB	R	H	2B	3B	HR	RBI	BB	SO	SB	CS	OBP	SLG	SF	SH	HB	E
2021 will be his first professional season.																				

ALEX SANTOS - RIGHT-HANDED PITCHER

See non-roster bio

KIT SCHEETZ - LEFT-HANDED PITCHER

See non-roster bio

SCOTT SCHREIBER - OUTFIELDER

Height: 6-3 **Weight:** 241 **Bats:** R **Throws:** R
Born: Oct. 13, 1995 - Appleton, WI **Hometown:** Kimberly, WI
School: University of Nebraska **Recommended/Signed By:** Jim Stevenson

How Obtained: Selected by the Astros in the ninth round of the June 2018 draft.

Year	Team	AVG	G	AB	R	H	2B	3B	HR	RBI	BB	SO	SB	CS	OBP	SLG	SF	SH	HB	E
2019	Quad Cities (A)	.290	29	100	20	29	8	0	3	18	20	25	5	0	.410	.460	1	0	1	2
	Fayetteville (A)	.210	72	257	30	54	16	2	7	30	15	87	4	4	.255	.370	1	1	1	3
MINOR LEAGUE TOTALS		.227	161	576	70	131	34	3	16	63	50	199	14	6	.295	.380	2	1	6	8

JAYSON SCHROEDER - RIGHT-HANDED PITCHER

Height: 6-2 **Weight:** 213 **Bats:** R **Throws:** R
Born: Nov. 14, 1999 - Kirkland, WA **Hometown:** Kirkland, WA
School: Juanita HS (WA) **Recommended/Signed By:** Tim Costic

How Obtained: Selected by the Astros in the second round of the June 2018 draft.

Year	Team	W	L	ERA	G	GS	CG	SHO	SV	IP	H	R	ER	HR	HB	BB	SO	WP	BK	AVG
2019	Quad Cities (A)	0	1	12.00	3	1	0	0	0	6.0	7	8	8	0	3	9	9	0	0	.280
	Tri-City (A)	0	4	8.53	6	4	0	0	0	12.2	19	23	12	1	0	23	11	4	1	.333
	GCL Astros (R)	1	0	0.00	3	1	0	0	0	6.1	3	1	0	0	0	5	5	2	0	.167
MINOR LEAGUE TOTALS		1	5	4.81	19	11	0	0	0	43.0	42	35	23	1	3	46	43	6	1	.264



KYLE SERRANO - RIGHT-HANDED PITCHER

Height: 6-3 **Weight:** 216 **Bats:** R **Throws:** R
Born: July 6, 1995 - Knoxville, TN **Hometown:** Knoxville, TN
School: University of Tennessee **Recommended/Signed By:** Bobby St. Pierre

How Obtained: Selected by the Astros in the 10th round of the June 2017 draft.

Year	Team	W	L	ERA	G	GS	CG	SHO	SV	IP	H	R	ER	HR	HB	BB	SO	WP	BK	AVG
2019	GCL Astros (R)	0	1	22.50	2	2	0	0	0	2.0	2	5	5	0	0	5	3	1	0	.286
	Tri-City (A)	0	4	7.71	14	13	0	0	0	14.0	11	19	12	1	1	26	23	7	1	.208
MINOR LEAGUE TOTALS		1	6	8.55	21	16	0	0	0	20.0	15	29	19	1	3	37	33	8	1	.200

COLTON SHAVER - CATCHER

See non-roster bio

MIGUELANGEL SIERRA - INFIELDER

Height: 5-11 **Weight:** 207 **Bats:** R **Throws:** R
Born: Dec. 2, 1997 - Altagracia de Orituco, VZ **Hometown:** Altagracia de Orituco, VZ
Recommended/Signed By: Oz Ocampo/Oscar Alvarado/Jose Palacios
How Obtained: Signed by the Astros as a non-drafted free agent on July 2, 2014.

Career Highlights: 2016: Appalachian League Player of the Week, July 4-10...Greenville Player of the Month, July...2015: DSL Astros Player of the Month, June.

Year	Team	AVG	G	AB	R	H	2B	3B	HR	RBI	BB	SO	SB	CS	OBP	SLG	SF	SH	HB	E
2019	Fayetteville (A)	.203	111	369	45	75	10	1	13	46	37	146	3	3	.281	.341	3	0	4	15
MINOR LEAGUE TOTALS		.220	393	1403	162	309	58	11	42	151	127	506	30	25	.298	.367	8	7	31	85

JOSE SIRI - OUTFIELDER

See non-roster bio

BRYAN SOLANO - RIGHT-HANDED PITCHER

Height: 6-1 **Weight:** 201 **Bats:** R **Throws:** R
Born: Jan. 25, 1998 - Limon, Costa Rica **Hometown:** Limon, Costa Rica
Recommended/Signed By: Oz Ocampo/Leocadio Guevara

How Obtained: Signed by the Astros as a non-drafted free agent on March 30, 2017.

Year	Team	W	L	ERA	G	GS	CG	SHO	SV	IP	H	R	ER	HR	HB	BB	SO	WP	BK	AVG
2019										Did not play										
MINOR LEAGUE TOTALS		3	3	4.02	27	2	0	0	2	53.2	53	31	24	0	2	32	52	5	1	.262

JUAN SOTO - RIGHT-HANDED PITCHER

Height: 6-2 **Weight:** 209 **Bats:** R **Throws:** R
Born: April 30, 2003 - Santiago, DR **Hometown:** Santiago, DR
Recommended/Signed By: Alfredo Ulloa/José Lima

How Obtained: Signed by the Astros as a non-drafted free agent on Jan. 15, 2021.

Year	Team	W	L	ERA	G	GS	CG	SHO	SV	IP	H	R	ER	HR	HB	BB	SO	WP	BK	AVG
2021																				
2021 will be his first professional season																				

JONATHAN SPRINKLE - RIGHT-HANDED PITCHER

Height: 6-6 **Weight:** 237 **Bats:** R **Throws:** R
Born: July 8, 1998 - Overland Park, KS **Hometown:** Overland Park, KS
School: University of Central Missouri **Recommended/Signed By:** Jim Stevenson

How Obtained: Signed by the Astros as an undrafted free agent on June 23, 2020.

Year	Team	W	L	ERA	G	GS	CG	SHO	SV	IP	H	R	ER	HR	HB	BB	SO	WP	BK	AVG
2021																				
2021 will be his first professional season																				

CJ STUBBS - CATCHER

Height: 6-3 **Weight:** 211 **Bats:** R **Throws:** R
Born: Nov. 12, 1996 - San Diego, CA **Hometown:** San Diego, CA
School: University of Southern California **Recommended/Signed By:** Tim Costic

How Obtained: Selected by the Astros in the 10th round of the June 2019 draft.

Year	Team	AVG	G	AB	R	H	2B	3B	HR	RBI	BB	SO	SB	CS	OBP	SLG	SF	SH	HB	E
2019	Tri-City (A)	.213	39	127	18	27	5	1	5	17	19	35	5	3	.327	.386	1	0	3	8
	Quad Cities (A)	.328	16	58	7	19	5	0	4	16	3	15	2	2	.371	.621	0	0	1	1
MINOR LEAGUE TOTALS		.249	55	185	25	46	10	1	9	33	22	50	7	5	.340	.459	1	0	4	9

DANNY SUBERO - RIGHT-HANDED PITCHER

Height: 6-4 **Weight:** 192 **Bats:** R **Throws:** R
Born: Nov. 2, 2002 - Caracas, VZ **Hometown:** Caracas, VZ
Recommended/Signed By: Roman Ocumarez

How Obtained: Signed by the Astros as a non-drafted free agent on July 2, 2018.

Year	Team	W	L	ERA	G	GS	CG	SHO	SV	IP	H	R	ER	HR	HB	BB	SO	WP	BK	AVG
2019	DSL Astros (R)	1	2	3.41	10	5	0	0	0	29.0	23	12	11	0	2	23	25	6	1	.228
MINOR LEAGUE TOTALS		1	2	3.41	10	5	0	0	0	29.0	23	12	11	0	2	23	25	6	1	.228

TABLE OF CONTENTS

PLAYERS

PLAYER DEVELOPMENT

2020 REVIEW

OPPONENTS

HISTORY AND RECORDS

SPRING TRAINING

MEDIA INFORMATION

MINUTE MAID PARK

MISAEEL TAMAREZ - RIGHT-HANDED PITCHER

Height: 6-1 **Weight:** 187 **Bats:** R **Throws:** R
Born: Jan. 16, 2000 - San Pedro de Macoris, DR **Hometown:** San Pedro de Macoris, DR

Recommended/Signed By: Roman Ocumarez

How Obtained: Signed by the Astros as a non-drafted free agent on March 6, 2019.

Year	Team	W	L	ERA	G	GS	CG	SHO	SV	IP	H	R	ER	HR	HB	BB	SO	WP	BK	AVG
2019	DSL Astros (R)	2	2	2.70	7	4	0	0	0	23.1	20	10	7	0	3	13	26	4	1	.230
	GCL Astros (R)	1	2	2.35	7	0	0	0	0	15.1	14	8	4	1	2	11	18	3	0	.241
MINOR LEAGUE TOTALS		3	4	2.56	14	4	0	0	0	38.2	34	18	11	1	5	24	44	7	1	.234

DIOSMERKY TAVERAS - RIGHT-HANDED PITCHER

Height: 6-3 **Weight:** 256 **Bats:** R **Throws:** R
Born: Sept. 23, 1999 - Mao, DR **Hometown:** Mao, DR

Recommended/Signed By: Oz Ocampo/Roman Ocumarez/Tom Shafer/Francis Mojica

How Obtained: Signed by the Astros as a non-drafted free agent on July 2, 2017.

Year	Team	W	L	ERA	G	GS	CG	SHO	SV	IP	H	R	ER	HR	HB	BB	SO	WP	BK	AVG
2019	GCL Astros (R)	1	2	5.47	12	2	0	0	2	24.2	20	18	15	0	6	28	28	6	2	.241
MINOR LEAGUE TOTALS		3	5	4.41	32	6	0	0	6	69.1	55	41	34	0	11	61	68	24	2	.225

CHANDLER TAYLOR - OUTFIELDER

Height: 6-1 **Weight:** 224 **Bats:** L **Throws:** L
Born: Feb. 7, 1996 - Montgomery, AL **Hometown:** Montgomery, AL
School: University of Alabama **Recommended/Signed By:** Travis Coleman

How Obtained: Selected by the Astros in the 10th round of the June 2018 draft.

Year	Team	AVG	G	AB	R	H	2B	3B	HR	RBI	BB	SO	SB	CS	OBP	SLG	SF	SH	HB	E
2019	Fayetteville (A)	.223	80	274	40	61	13	2	14	50	50	129	8	7	.345	.438	3	0	3	3
MINOR LEAGUE TOTALS		.219	143	489	66	107	22	4	23	77	96	221	11	15	.348	.421	4	0	3	7

FELIPE TEJADA - RIGHT-HANDED PITCHER

Height: 6-1 **Weight:** 237 **Bats:** R **Throws:** R
Born: Feb. 27, 1998 - Mao, DR **Hometown:** Mao, DR

Recommended/Signed By: Oz Ocampo/Roman Ocumarez/Francis Mojica

How Obtained: Signed by the Astros as a non-drafted free agent on Sept. 15, 2014.

Career Highlights: 2016: DSL Astros Pitcher of the Month, July.

Year	Team	W	L	ERA	G	GS	CG	SHO	SV	IP	H	R	ER	HR	HB	BB	SO	WP	BK	AVG
2019	Quad Cities (A)	6	1	2.80	20	7	0	0	1	70.2	47	22	22	2	2	44	78	8	1	.187
MINOR LEAGUE TOTALS		16	11	3.78	72	37	0	0	5	254.2	219	120	107	11	12	110	257	34	5	.227

HEITOR TOKAR - RIGHT-HANDED PITCHER

Height: 6-6 **Weight:** 288 **Bats:** R **Throws:** R
Born: Oct. 25, 2000 - Sao Paulo, Brazil **Hometown:** Marilia, Brazil

Recommended/Signed By: Oz Ocampo/Thiago De Souza

How Obtained: Signed by the Astros as a non-drafted free agent on July 2, 2017.

Year	Team	W	L	ERA	G	GS	CG	SHO	SV	IP	H	R	ER	HR	HB	BB	SO	WP	BK	AVG
2019	GCL Astros (R)	1	0	2.83	12	2	0	0	2	35.0	30	13	11	2	3	11	29	2	0	.233
MINOR LEAGUE TOTALS		1	1	2.18	25	10	0	0	2	78.1	57	24	19	2	10	17	64	4	2	.205

RICARDO TORO - CATCHER

Height: 6-1 **Weight:** 220 **Bats:** R **Throws:** R
Born: Feb. 24, 2001 - Aragua, VZ **Hometown:** Aragua, VZ

Recommended/Signed By: Oz Ocampo/David Brito/Enrique Brito

How Obtained: Signed by the Astros as a non-drafted free agent on July 2, 2017.

Year	Team	AVG	G	AB	R	H	2B	3B	HR	RBI	BB	SO	SB	CS	OBP	SLG	SF	SH	HB	E
2019	DSL Astros (R)	.245	58	159	15	39	4	2	2	24	16	28	6	5	.339	.333	3	0	0	8
MINOR LEAGUE TOTALS		.210	99	271	25	57	8	2	2	33	27	52	9	7	.321	.277	4	0	19	11

JOJANSE TORRES - RIGHT-HANDED PITCHER

See non-roster bio

RAIDER UCETA - INFIELDER

Height: 6-0 **Weight:** 260 **Bats:** L **Throws:** L
Born: Jan. 29, 2001 - Santo Domingo, DR **Hometown:** Santo Domingo, DR

Recommended/Signed By: Frank Tejeda/Jochy Cabrera (LAA)

How Obtained: Acquired by the Astros from the Angels along with OF Rainier Rivas in exchange for C Max Stassi on July 31, 2019...originally signed by the Angels as a non-drafted free agent on July 2, 2017.

Year	Team	AVG	G	AB	R	H	2B	3B	HR	RBI	BB	SO	SB	CS	OBP	SLG	SF	SH	HB	E
2019	GCL Angels (R)	.278	32	126	11	35	6	3	0	20	12	36	0	1	.341	.373	0	0	0	2
MINOR LEAGUE TOTALS		.269	74	286	29	77	17	4	2	45	17	76	1	4	.314	.378	3	0	3	7



MIGUEL ULLOLA - RIGHT-HANDED PITCHER

Height: 6-1 **Weight:** 184 **Bats:** R **Throws:** R
Born: June 19, 2002 - Puerto Plata, DR **Hometown:** Puerto Plata, DR
Recommended/Signed By: Alfredo Ulloa/Hassan Wessing
How Obtained: Signed by the Astros as a non-drafted free agent on Jan. 15, 2021.
Year Team **W** **L** **ERA** **G** **GS** **CG** **SHO** **SV** **IP** **H** **R** **ER** **HR** **HB** **BB** **SO** **WP** **BK** **AVG**
 2021 will be his first professional season

RONALDO URDANETA - INFILDER

Height: 5-10 **Weight:** 188 **Bats:** S **Throws:** R
Born: Nov. 18, 1998, Maracaibo, VZ **Hometown:** Maracaibo, VZ
Recommended/Signed By: Oz Ocampo/Oscar Alvarado/Daniel Acuna
How Obtained: Signed by the Astros as a non-drafted free agent on July 26, 2015.
Year Team **AVG** **G** **AB** **R** **H** **2B** **3B** **HR** **RBI** **BB** **SO** **SB** **CS** **OBP** **SLG** **SF** **SH** **HB** **E**
 2019 GCL Astros (R) .250 5 12 0 3 0 0 0 1 2 2 2 1 .357 .250 0 0 0 0
 Tri-City (A) .000 1 2 0 0 0 0 0 0 0 0 0 0 .000 .000 0 0 0 0
MINOR LEAGUE TOTALS **.263** **149** **486** **81** **128** **20** **6** **5** **52** **70** **118** **60** **16** **.362** **.360** **1** **4** **6** **28**

ENMANUEL VALDEZ - INFILDER

Height: 5-9 **Weight:** 184 **Bats:** L **Throws:** R
Born: Dec. 28, 1998, San Juan, DR **Hometown:** San Juan, DR
Recommended/Signed By: Oz Ocampo/Roman Ocumarez/Jose Lima
How Obtained: Signed by the Astros as a non-drafted free agent on July 2, 2015.
Year Team **AVG** **G** **AB** **R** **H** **2B** **3B** **HR** **RBI** **BB** **SO** **SB** **CS** **OBP** **SLG** **SF** **SH** **HB** **E**
 2019 QCL Astros (A) .275 33 120 23 33 11 0 3 20 16 21 2 3 .374 .442 0 0 3 6
 Fayetteville (A) .215 67 228 26 49 11 1 5 31 14 61 6 2 .264 .338 2 1 2 6
MINOR LEAGUE TOTALS **.236** **263** **935** **146** **221** **64** **8** **25** **122** **102** **206** **28** **14** **.317** **.402** **13** **1** **14** **41**

LUIS VEGA - RIGHT-HANDED PITCHER

Height: 6-3 **Weight:** 166 **Bats:** R **Throws:** R
Born: Nov. 16, 2001 - Matanzas, Cuba **Hometown:** Matanzas, Cuba
Recommended/Signed By: Charlie Gonzalez
How Obtained: Signed by the Astros as a non-drafted free agent on May 21, 2019.
Year Team **W** **L** **ERA** **G** **GS** **CG** **SHO** **SV** **IP** **H** **R** **ER** **HR** **HB** **BB** **SO** **WP** **BK** **AVG**
 2019 DSL Astros (R) 2 1 2.67 14 2 0 0 0 30.1 33 13 9 1 2 11 33 1 0 .287
MINOR LEAGUE TOTALS **2** **1** **2.67** **14** **2** **0** **0** **0** **30.1** **33** **13** **9** **1** **2** **11** **33** **1** **0** **.287**

HECTOR VELAZQUEZ - RIGHT-HANDED PITCHER

See non-roster bio

ELVIN VILLEGA - RIGHT-HANDED PITCHER

Height: 6-2 **Weight:** 173 **Bats:** R **Throws:** R
Born: July 13, 2002 - La Romana, DR **Hometown:** La Romana, DR
Recommended/Signed By: Alfredo Ulloa/Jose Lima
How Obtained: Signed by the Astros as a non-drafted free agent on Jan. 15, 2021.
Year Team **W** **L** **ERA** **G** **GS** **CG** **SHO** **SV** **IP** **H** **R** **ER** **HR** **HB** **BB** **SO** **WP** **BK** **AVG**
 2021 will be his first professional season

DEREK WEST - RIGHT-HANDED PITCHER

Height: 6-5 **Weight:** 257 **Bats:** R **Throws:** R
Born: Dec. 2, 1996 - Orange City, FL **Hometown:** Deltona, FL
School: University of Pittsburgh **Recommended/Signed By:** Scott Oberhelman
How Obtained: Selected by the Astros in the 14th round of the June 2019 draft.
Year Team **W** **L** **ERA** **G** **GS** **CG** **SHO** **SV** **IP** **H** **R** **ER** **HR** **HB** **BB** **SO** **WP** **BK** **AVG**
 2019 Tri-City (A) 1 1 6.75 13 2 0 0 0 29.1 26 27 22 1 4 21 25 7 2 .250
MINOR LEAGUE TOTALS **1** **1** **6.75** **13** **2** **0** **0** **0** **29.1** **26** **27** **22** **1** **4** **21** **25** **7** **2** **.250**

SHAY WHITCOMB - INFILDER

Height: 6-3 **Weight:** 202 **Bats:** R **Throws:** R
Born: Sept. 28, 1998 - Thousand Oaks, CA **Hometown:** Thousand Oaks, CA
School: UC San Diego **Recommended/Signed By:** Ryan Leake
How Obtained: Selected by the Astros in the fifth round of the 2020 MLB draft.
Year Team **AVG** **G** **AB** **R** **H** **2B** **3B** **HR** **RBI** **BB** **SO** **SB** **CS** **OBP** **SLG** **SF** **SH** **HB** **E**
 2021 will be his first professional season

TABLE OF CONTENTS

PLAYERS

PLAYER DEVELOPMENT

2020 REVIEW

OPPONENTS

HISTORY AND RECORDS

SPRING TRAINING

MEDIA INFORMATION

MINUTE MAID PARK

MICHAEL WIELANSKY - INFIELDER

Height: 6-2

Weight: 176

Bats: R

Throws: R

Born: March 18, 1997 - St. Louis, MO

Hometown: St. Louis, MO

School: College of Wooster (OH)

Recommended/Signed By: Evan Brannon

How Obtained: Selected by the Astros in the 18th round of the 2018 MLB draft.

Year	Team	AVG	G	AB	R	H	2B	3B	HR	RBI	BB	SO	SB	CS	OBP	SLG	SF	SH	HB	E
2019	Quad Cities (A)	.254	61	209	33	53	9	4	2	25	24	43	4	2	.345	.364	0	0	5	5
MINOR LEAGUE TOTALS		.234	104	346	57	81	16	5	4	38	42	79	8	3	.327	.344	2	0	7	9

PETER ZIMMERMANN - INFIELDER

Height: 6-3

Weight: 225

Bats: R

Throws: R

Born: July 8, 1997 - St. Louis, MO

Hometown: St. Louis, MO

School: University of Missouri

Recommended/Signed By: Jim Stevenson

How Obtained: Signed by the Astros as an undrafted free agent on June 19, 2020.

Year	Team	AVG	G	AB	R	H	2B	3B	HR	RBI	BB	SO	SB	CS	OBP	SLG	SF	SH	HB	E
2021 will be his first professional season																				

2020 SEASON IN REVIEW



2020 CLUB NOTES

FINAL RESULTS: The Astros fell just short of winning the AL pennant, losing a gripping ALCS in seven games to the Tampa Bay Rays...they made it that far by dispatching two division winners this postseason, sweeping the Twins in two games in the Wild Card Round and beating the A's in four games in the ALDS.

LCS HISTORY: The Astros made their fourth straight trip to the American League Championship Series and their eighth appearance overall in an LCS (1980, 1986, 2004-05, 2017-20)...they became the third team in AL history and the fifth team in MLB history to advance to four straight LCS (since 1969)...the other clubs to do so: the Cardinals (2011-14), Yankees (1998-2001), Braves (1991-99) and A's (1971-75).

POSTSEASON APPEARANCES: The Astros made their 14th appearance in the postseason in club history in what was the 59th year of the franchise that began in 1962...the Astros has now won a postseason series in four straight seasons (2017-20), leading all Major League teams in postseason games (57) and ranking tied for first in wins (33) in that time frame...in games played, the Astros top the Dodgers (54g, 33 wins) and Yankees (34g, 18 wins).

FOUR STRAIGHT: The Astros secured a spot in the postseason by finishing second in the AL West...this appearance gave Houston four straight years in the playoffs, a first in club history...Houston has also made the playoffs in five of the last six years.

THE ROAD GOES ON: Beginning on Sept. 21, the Astros played their final 20 games away from Minute Maid Park, as that last trip took them to Seattle, Arlington, Minneapolis, LA and San Diego...the Astros went 10-10 in those 20 contests, including three postseason series, two at neutral sites.

POWER FIVE: Per Elias, including their 13 games this postseason, **2B Jose Altuve**, **3B Alex Bregman**, **SS Carlos Correa**, **1B Yuli Gurriel** and **OF George Springer** have played in more postseason games together than any other group of five teammates in MLB history (57 games)...Altuve and Correa have played 60 postseason games together in the field, the most by any 2B/SS duo in MLB history.

SECOND TO NONE: **2B Jose Altuve** has been arguably the best second baseman in postseason history, as he leads that position in career postseason hits (74), home runs (18) and RBI (39)...in this 2020 postseason, Altuve hit .375 (18x48) with five home runs, 11 RBI and a 1.229 OPS in 13 games.

LEADING MAN: OF George Springer recorded 10 RBI this postseason and now owns the MLB record for postseason RBI as a leadoff hitter (34), passing **SS Derek Jeter** (32 RBI) on that list.

HEAVY HITTERS: **OF George Springer** hit four homers this postseason, giving him 19 in his postseason career, which ranks tied for fourth in MLB history...**2B Jose Altuve** countered with five postseason homers, giving him 18 in his career.

ALL-TIME POSTSEASON HOMERS IN MLB HISTORY

- | | |
|------------------------|--------------------------------|
| 1. Manny Ramirez: 29 | T4. George Springer: 19 |
| 2. Bernie Williams: 22 | T5. Jose Altuve: 18 |
| 3. Derek Jeter: 20 | T5. Reggie Jackson: 18 |
| T4. Albert Pujols: 19 | T5. Mickey Mantle: 18 |

RBI MACHINE: SS Carlos Correa hit .362 (17x47) and led the club in HR (6) and RBI (17) this postseason...he upped his career postseason RBI total to 50, which rank seventh in MLB history.

ALL-TIME POSTSEASON RBI IN MLB HISTORY

- | | |
|------------------------|-----------------------------|
| 1. Bernie Williams: 80 | T4. David Ortiz: 61 |
| 2. Manny Ramirez: 78 | 6. Albert Pujols: 54 |
| 3. David Justice: 63 | 7. Carlos Correa: 50 |
| T4. Derek Jeter: 61 | 8. Reggie Jackson: 48 |

THE WILD CARD SERIES: The Astros dominated their Wild Card Series with the Twins, winning two close ballgames with a cumulative score of 7-2...the Astros got huge relief appearances from a couple starters, **LHP Framber Valdez** (0ER/5IP) in Game 1 and **RHP Cristian Javier** (0ER/3IP) in Game 2, who each picked up a win...**SS Carlos Correa** (3x6, HR, RBI) and **LF Kyle Tucker** (3x8, 2RBI) led the offense, playing four of the club's seven runs in the series...this marked the Astros second postseason series sweep in club history, also the 2018 Division Series vs. the Indians.

ALDS RECAP: The Astros dispatched the A's in four games in what was a high-scoring, topsy-turvy ALDS at Dodger Stadium...if there was a MVP awarded for the series, it would have gone to **SS Carlos Correa**, who hit .500 (7x14) with three homers and 11 RBI in the four contests...Correa's 11 RBI tie as the second-most in Division Series history...he tied **Nomar Garciaparra** (11 RBI in the 1998 ALDS) and trailed only **John Valentin** (12 RBI in the 1999 ALDS) in that category.

HOMER HAPPY: The Astros-A's ALDS was all about the home run, with both clubs connecting for 12 homers in the four games...the 12 homers for a team and the 24 combined homers in the series are Division Series records...the 2004 Astros were one of three teams that held the previous record, as they hit 11 in their five-game NLDS vs. the Braves.



2020 CLUB NOTES

HOLLYWOOD STAR: OF **George Springer** hit .389 (7x18) with a double, two home runs and four RBI in the ALDS, which was played at Dodger Stadium...including the 2017 postseason, Springer has had huge success in the postseason at that venue:

- he has played in eight playoff games at Dodger Stadium in his career, hitting .400 (14x35) with three doubles, five homers and nine RBI...he recorded an RBI in five straight postseason games at the venue from Game 2 of the 2017 World Series thru Game 2 of the 2020 ALDS.
- Springer's five postseason homers at Dodger Stadium rank tied for second all-time, trailing only **Reggie Jackson**, who hit six in his 10 playoff games at the venue.

MAKING A STATEMENT: The Astros offense was the story of the club's 10-5 victory in Game 1 of the ALDS vs. the A's, as they posted one of the best offensive performances in club postseason history...the highlights:

- The Astros 16 hits were the second-highest total for a postseason game in club history, trailing only the 17 hits posted in Game 5 of the 2004 NLDS at ATL.
- **SS Carlos Correa** hit two homers, to become the first shortstop in MLB history to post two multi-homer games in postseason play...he also hit two homers in Game 4 of the 2015 ALDS vs. KC.
- **CF George Springer** became the sixth player in club postseason history to post a four-hit game...most recently accomplished by **LF Marwin Gonzalez** in Game 2 of the 2018 ALDS vs. CLE.
- **3B Alex Bregman** recorded two hits and homered for the fourth consecutive year on Oct. 5, also doing so in Game 1 of the 2017 ALDS vs. BOS, Game 1 of the 2018 ALDS vs. CLE and Game 2 of the 2019 ALDS vs. TB.

ALCS RECAP: The resiliency of this Astros team showed throughout the postseason and was on full display in the ALCS, as the club almost completed one of the largest comebacks in Major League history...the offense was led by **2B Jose Altuve**, who hit .462 (12x26) with three homers and five RBI in the series...**LHP Framber Valdez** had two great starts in the series, going 1-1 with a 2.25 ERA (3ER/12IP) with 17 strikeouts.

ASTROS PUSH ALCS TO SEVEN: The Astros lost the first three games of the ALCS to the Rays, becoming the 39th team in MLB history to go down 3-0 in a seven-game series...they went on to become just the fourth team, out of the 39, to force a Game 6 and just the second team out of that group to force a Game 7...they weren't able to complete the comeback, as they dropped just the fifth Game 7 in club history.

GREINKE WINS GAME 4: The Astros turned around the ALCS with a win in Game 4 behind **RHP Zack Greinke** (2ER/6IP), who was making his 19th career postseason start...prior to earning the win, Greinke had gone 10 straight postseason starts without a victory, one start shy of the MLB record.

SEÑOR CLUTCH: SS Carlos Correa hit a walkoff homer in Game 5 of the ALCS, joining **DH David Ortiz** as the only players in MLB history with three career walkoff hits in the postseason...Correa also won Game 2 of the 2019 ALCS vs. NYY (HR), and Game 2 of the 2017 ALCS vs. NYY (double).

TAG TEAM: In Game 5 of the ALCS, the Astros became the first team in Major League history to have a leadoff homer (**CF George Springer**) and a walkoff homer (**SS Carlos Correa**) in the same postseason game...for Springer and Correa, this marked the eighth time for the duo to homer in the same postseason game, the most by any two teammates in MLB history.

ROOKIE HURLERS: The Astros used five rookie pitchers in Game 5 of the ALCS, which ties as the most used by one team in a postseason game (also the 2013 Cardinals in Game 6 of the WS)...they carried nine rookie pitchers on their ALCS roster and used seven rookies this postseason, who combined for a 3.28 ERA (18ER/49.1IP) in 35 appearances (four starts).

GAME 7 STARTERS: The pitching matchup in Game 7 of the ALCS between **RHP Lance McCullers Jr.** and **RHP Charlie Morton** made history...that duo was already forever linked together in Astros lore as the duo that started and closed both Game 7s in the 2017 Astros World Series run...they started it in the ALCS, in which Morton (5IP) started and won, while McCullers (4IP) relieved him and earned the save...then in the World Series, McCullers (2.1IP) started, while Morton (4IP) relieved him for the win...per Elias, they became the first pair of players in postseason history to pitch in the same winner-take-all game as teammates and then later start against each other in a winner-take-all game.

AT THE HELM: Dusty Baker, named the Astros manager on Jan. 29, became the first manager in MLB history to take five different teams to the postseason...Baker also managed the Giants (1997, 2000, 2002), Cubs (2003), Reds (2010, 2012-13) and Nationals (2016-17) into the playoffs...in his career, Baker has amassed 1,892 managerial victories in the regular season, which ranks 15th all time, immediately trailing Hall of Famer **Bill McKechnie** (1,896) by just four wins.

TABLE OF CONTENTS

PLAYERS

PLAYER DEVELOPMENT

2020 REVIEW

OPPONENTS

HISTORY AND RECORDS

SPRING TRAINING

MEDIA INFORMATION

MINUTE MAID PARK

2020 CLUB NOTES

BAKER IN THE POST: In the postseason, **Dusty Baker** is now 31-37 all time, and has taken three teams to the LCS, also the 2002 Giants and 2003 Cubs...Baker has also managed nine winner-take-all games, the most all time, immediately ahead of **Bobby Cox** (8).

LOCKED UP: On July 28, the Astros exercised the 2021 contract options for Manager **Dusty Baker**, 3B coach **Gary Pettis** and pitching coach **Brent Strom**...Baker will return for his second season, while Pettis will be entering his seventh consecutive (2015-21) and Strom his eighth (2014-21).

GET WELL GARY: On Sept. 26, the Astros announced that third base coach **Gary Pettis** had been diagnosed with multiple myeloma...he was sidelined through the 2020 postseason, but is expected to make a full recovery...Pettis last coached third base in a game for the Astros on Sept. 15 before being sidelined with hip discomfort...tests conducted to find out the cause of the discomfort led to the diagnosis of multiple myeloma.

IN THE BOX: The Astros made the postseason in their first year under General Manager **James Click**, who was named the 13th GM in club history on Feb. 3...Click joined the Astros from Tampa, where he served as the Rays VP of Baseball Ops.

BBWAA AWARDS: The Houston Chapter of the Baseball Writers Association of America announced the Astros 2020 season award winners:

- **Astros MVP:** OF George Springer
- **Pitcher of the Year:** LHP Framber Valdez
- **Rookie of the Year:** RHP Cristian Javier
- **DK Good Guy of the Year:** RHP Brad Peacock
- **Fred Hartman Award:** Astros clubhouse manager Carl Schneider

HOME COOKIN': The Astros did most of their damage in the regular season at Minute Maid Park, evidenced by their 20-8 (.714) home record, the second-best home record in the Majors...this will also go down as the second-best home winning percentage in a single season in club history, trailing only the 2019 Astros and their 60-21 (.741) home record...the Astros only played 28 home games in 2020 due to a pair of postponements.

ROOKIE HURLERS: The Astros matched the Marlins by using an MLB-high 15 rookie pitchers in 2020, including five rookie starters...of those 15 rookies, 10 made their Major League debuts...prior to this season, the most rookies to pitch for the Astros in a single season in club history was 13 back in 2011.

LIMITING K'S: Astros hitters combined for the fewest strikeouts in the Majors with 440 on the season...the club also had the fewest strikeouts in the AL in 2017 and 2019, while finishing with the second fewest in 2018.

QUICK STARTS: The Astros led the AL in 1st-inning runs, posting a healthy 47 runs in their 1st innings, besting the Yankees (42) and Mariners (42) in that category...**CF George Springer** was the catalyst for this, posting a 1.008 OPS in his 50 1st-inning plate appearances this season, which included three leadoff homers.

MARCH TO 2,000: The Astros finished the 2020 regular season having hit exactly 2,000 home runs in Minute Maid Park history, including 1,938 in regular season action and 62 in the postseason...Houston got there by virtue of **OF George Springer**, who hit No. 1999 and No. 2000 in the club's final home game of 2020...unsurprisingly, Springer also hit home run No. 1500 at the stadium in the 2016 season...the final two homers for Springer gave him 79 in his career at MMP, which ranks tied for third all-time in stadium history.

ALL-TIME ASTROS HOME RUNS AT MINUTE MAID PARK

- | | |
|-----------------------|--------------------------------|
| 1. Lance Berkman: 151 | T3. George Springer: 79 |
| 2. Jeff Bagwell: 108 | 5. Carlos Lee: 74 |
| T3. Craig Biggio: 79 | 6. Jose Altuve: 72 |

THROWING SOME LEATHER: The Astros led the Majors with a .991 fielding percentage, committing just 20 errors in their 60 games...Houston committed just four errors in their last 26 games...that .991 fielding percentage is the second-best team fielding percentage in Major League history, trailing only the 2013 Baltimore Orioles (.991).

SPRINGER SPRUNG: **CF George Springer** turned his season around on Sept. 3, as he posted a .341 (31x91) average with two doubles, two triples and nine homers in his last 23 games, hitting safely in 21 of those 23 contests, which included a season-long, 12-game hitting streak...in this span, Springer raised his batting average by 71 points up to .265, and his OPS by over 150 points from .719 to a club-high .899.

LEADOFF LASERS: **CF George Springer** connected for three leadoff homers this season, giving him 39 for his career, which ranks eighth all-time in MLB history...11 of Springer's leadoff homers have come against the Rangers, the most hit by any player against the Rangers in their franchise history...the only player to hit more leadoff homers against any single opponent was **OF Rickey Henderson**, who hit 12 leadoff homers against the Indians.



2020 CLUB NOTES

UP THE CHARTS: OF George Springer moved up two spots on the Astros all-time home run list.

HOME RUNS IN ASTROS HISTORY

- | | |
|-----------------------|--------------------------------|
| 1. Jeff Bagwell: 449 | 4. Jimmy Wynn: 223 |
| 2. Lance Berkman: 326 | 5. George Springer: 174 |
| 3. Craig Biggio: 291 | 6. Glenn Davis: 166 |

GOLD GLOVE CALIBER: SS Carlos Correa posted a Major League-best .995 fielding percentage in 2020, committing just one error in 212 total chances...he also led all American League shortstops in DRS (8), while ranking second in double plays turned (35)...Correa's fielding percentage is the best in a single season in club history, topping the .990 fielding percentage posted by **Adam Everett** in 2006...Correa's .995 mark also ranks as the fourth-best in a single season in MLB history, trailing only seasons by **Mike Bordick** (.998 in 2002), **Cal Ripkin Jr.** (.996 in 1990) and **Omar Vizquel** (.995 in 2000).

DR. SMOOTH: OF Michael Brantley was the Astros most consistent hitter this season, as he led the club in batting average (.300) and OBP (.364), while ranking second in OPS (.840)...the 2020 season marked Brantley's sixth season to hit .300-plus and his third consecutive (2018-20)... Brantley just missed the mark in 2017, hitting .299.

THE TUCKER TURRET: OF Kyle Tucker hit six triples in 2020, the most by any player in the Majors this season...he also finished his first full season ranking tied for sixth in the AL in RBI with 42...Tucker led the Astros in both categories, while also leading the club in hits (56), stolen bases (8) and extra-base hits (27).

BEHIND THE DISH: C Martín Maldonado was a near everyday presence behind the plate for Houston, as he led the Majors in starts (46) and innings played (392) behind the dish...he also excelled in the box, leading the club in walks (27) and ranking second among all AL catchers in RBI (24).

EXTENSION MENTION: Prior to Game 1 of the Wild Card Series, the Astros announced that they had agreed to terms with **1B Yuli Gurriel** on a one-year contract extension covering the 2021 season...the deal also includes a club option for 2022.

HOMEBOY: RHP Lance McCullers Jr. continued his dominance at Minute Maid Park this season, going 3-0 with a 1.42 ERA (5ER/31.2IP) in five starts at the venue...in his career, he's 20-7 in 44 career starts at home with a 2.51 ERA, which is nearly half his career road ERA (4.99).

HIRED GUN: RHP Zack Greinke started this season 3-0, giving him a remarkable 11-1 record with a 2.97 ERA (36ER/109IP) in his first 18 starts with the Astros...Greinke tied the club record for most wins within a pitcher's first 12 decisions with the team (source: Elias Sports Bureau):

MOST WINS, FIRST 12 DECISIONS WITH OSUNA

- | | |
|-------------------------------------|-----------------------------|
| 1. Z. Greinke: 11-1 ('19-20) | 3. Roy Oswalt: 10-2 ('01) |
| 1. J. Agosto: 11-1 ('87-88) | 3. Verlander: 10-2 ('17-18) |
| 3. Randy Johnson: 10-1 ('98) | 3. Gerrit Cole: 10-2 ('18) |
| 3. R. Clemens: 10-2 ('04) | 3. M. Feliz: 10-2 ('16-17) |

THE GREAT FRAMBINO: LHP Framber Valdez was a workhouse for the Astros this season as he led the club with 70.2 innings pitched, which ranked sixth in the AL...Valdez had a breakout campaign, in what is his third Major League season, setting career highs in wins (5) and strikeouts (76)... he also led the Majors in groundball to flyball ratio (3.56) and groundball rate (60%)...Valdez generated 114 groundballs, the most in the AL.

YOUNG CRISTIAN: Rookie **RHP Cristian Javier** was named a finalist for the AL Rookie of the Year after going 5-2 with a 3.48 ERA in his 12 MLB appearances (10 starts)...his .188 opponent batting average was the lowest among all AL rookies and ranked fourth among all AL pitchers (min. 150 batters faced), behind only **Shane Bieber** (.167), **Kenta Maeda** (.168) and **Lucas Giolito** (.184).

PRESSLY ON POINT: Astros closer **RHP Ryan Pressly** converted 11 of his last 13 save chances dating back to Aug. 15...since that date, Pressly posted a 2.08 ERA (4ER/17.1IP) with 25 strikeouts in his 17.1 innings.

COVID-19: The Astros had three players miss time this season due to positive COVID-19 tests, which were discovered on intake testing...**DH Yordan Alvarez** missed the first 18 games of the season, while **LHP Cionel Pérez** missed the first 25 contests...**RHP Jose Urquidy** had the most difficult return after his positive test, as he spent over a month quarantining in his apartment before receiving the necessary negative tests...when cleared, Urquidy had to build back up his strength and stamina, eventually missing 37 team games before a return to the club's rotation on Sept. 5.

OSUNA OUT FOR SEASON: Astros closer **RHP Roberto Osuna** appeared in only four games this season, posting a 2.08 ERA (1ER/4.1IP) with one save...he was placed on the IL on Aug. 2 with right elbow soreness and did not return to action in 2020.

TABLE OF CONTENTS

PLAYERS

PLAYER DEVELOPMENT

2020 REVIEW

OPPONENTS

HISTORY AND RECORDS

SPRING TRAINING

MEDIA INFORMATION

MINUTE MAID PARK

2020 CLUB NOTES

VERLANDER UNDERGOES TOMMY JOHN:

On Sept. 19, the Astros announced that reigning American League Cy Young Award winner **RHP Justin Verlander** would undergo Tommy John surgery, officially ending his 2020 campaign...the Astros got one start out of Verlander this season, a win on Opening Day, before he was placed on the IL with a right forearm strain...he attempted a comeback and even faced live hitters in September before deciding to undergo the medical procedure to repair the ulnar collateral ligament in his right elbow...he had successful surgery on Sept. 30.

ALVAREZ HAS KNEE SURGERY: DH Yordan

Alvarez, the 2019 AL Rookie of the Year, underwent season-ending arthroscopic surgery on Aug. 26 on both of his knees...a slight tear of the patellar tendon in Alvarez's right knee was repaired, while a routine cleanup was performed on his left knee... Alvarez began physical therapy immediately and is expected to make a complete recovery prior to 2021 Spring Training...Alvarez played in two games for the Astros this season, hitting a homer with four RBI.

DEVENSKI OUT FOR SEASON: RHP Chris

Devenski battled injuries all season, eventually undergoing an arthroscopic procedure on his right elbow on Sept. 15 to have a bone spur removed... the recovery time for Devenski was expected to be approximately four months, which ended his 2020 season...a five-year Major League veteran and an All-Star in 2017, Devenski made just four appearances for the Astros this season.

PEACOCK UNDERGOES SURGERY: RHP

Brad Peacock, who played parts of eight seasons with the Astros (2013-20), underwent arthroscopic surgery on his right shoulder on Oct. 6...Peacock, who began the season on the injured list, was limited to just three appearances in 2020 due to shoulder soreness.

QUADRUPLE DOUBLE:

The Astros played four doubleheaders this season, going 1-1-2, due to a variety of postponements caused by COVID-19 positive tests, player protests and weather related issues...prior to this season, the last time the Astros had four doubleheaders in a single year was back in 1985, when they played five.

HOLLYWOOD COMEBACK:

Trailing 5-2 entering the 9th on Sept. 12 at LAD, the Astros rallied for five runs on Dodgers closer **RHP Kenley Jansen** to win 7-5...prior to that night, the last time the Astros entered the 9th inning trailing and scored five-plus runs to take the lead was nearly five years ago to the date, on Sept. 13, 2015 at LAA.

GEORGE'S DAY: Of **George Springer** had a monster game in Sept. 20 vs. ARI, hitting two home runs, including an inside-the-parker, for his second multi-homer game of the season and the 14th of his career...per Elias, this marked just the fourth time in club history for a player to have a two-homer game, including an inside-the-park home run...**Ken Caminiti** did so twice (1993, 1994) and **Jimmy Wynn** once (1967).

THE FOUR HORSEMEN:

On Sept. 24 at TEX, four longtime Astros **CF George Springer**, **3B Alex Bregman**, **2B Jose Altuve** and **RF Josh Reddick** all homered in the same game...this marked the first time for this quartet to all hit longballs in the same contest.

THE LONE STAR SERIES:

The Astros and Rangers split their season series 5-5, but with a +5 run differential in those games, the Astros won their fourth consecutive Silver Boot (2017-20)...all-time, the Rangers own the advantage, winning the Silver Boot in 12 seasons of the 20-year rivalry.

REMEMBERING JIMMY AND BOB:

The Astros lost franchise icons **Jimmy Wynn** and **Bob Watson** in March and April of 2020...both men were known as outstanding baseball players and even better people...they will be missed and will not be forgotten...the Astros Youth Academy already pays tribute to both men with the **Jimmy Wynn Training Center** and the **Bob Watson Education Center** on campus in Acres Homes.

RIP JOE:

2B Joe Morgan, who played 10 seasons with the Astros franchise (1963-71, 1980), sadly passed away on Oct. 12 at the age of 77... Morgan played a total of 22 years in the Majors after debuting with the Colt .45s in 1963...Morgan is a member of the Baseball Hall of Fame and was inducted into the Astros Hall of Fame as part of the inaugural class in 2019.

FREE COVID TESTING AT MMP:

The Astros and the **Texas Division of Emergency Management (TDEM)** offer free COVID-19 testing at Minute Maid Park's Lot C every day, seven days a week, throughout the 2020 calendar year.

EMERGENCY RELIEF DRIVE AT MMP:

The **Astros Foundation** and **Cheniere Energy** hosted a successful emergency supply drive at Minute Maid Park in mid-September...the emergency items collected were shipped directly to the **Catholic Charities of Lake Charles** and were distributed to community members impacted by Hurricane Laura.



TABLE OF CONTENTS

PLAYERS

PLAYER DEVELOPMENT

2020 REVIEW

OPPONENTS

HISTORY AND RECORDS

SPRING TRAINING

MEDIA INFORMATION

MINUTE MAID PARK

2020 CLUB NOTES

MEDIA WALL OF HONOR INDUCTION: Longtime Houston broadcaster **Kevin Eschenfelder** has been voted in as the 2020 inductee into the Houston Baseball Media Wall of Honor...the Astros will recognize Eschenfelder at Minute Maid Park at a to be determined date during the 2021 season...each season, a current or former Houston media member is inducted into the Houston Baseball Media Wall of Honor for significant and lasting contributions to the landscape of Houston baseball through their work in journalism or broadcasting.

AT THE ASTROS YOUTH ACADEMY: The **Astros Foundation** partnered with local organizations to host weekly drive-through distributions of milk, fresh produce and disposable masks at the Astros Youth Academy, which serves Houston's Acres Homes Community...distributions began on Aug. 10 and were held at the AYA on Tuesdays and Thursdays, beginning at 3 p.m...as of mid-September, the Astros had distributed over 12,000 gallons of milk, over 250,000 pounds of fresh produce and over 20,000 masks.

2020 ASTROS DAY-BY-DAY

Date	G#	Opp.	W-L/Score	Rec.	Pos.	GB	Astros POR	Opp. POR	Save	Attend.	Hm. Atten.
7/24	1	SEA	W 8-2	1-0	T-1st	(1.0)	Verlander (1-0)	Gonzales (0-1)	-	0	0
7/25	2	SEA	W 7-2	2-0	1st	(1.0)	McCullers Jr. (1-0)	Walker (0-1)	-	0	0
7/26	3	SEA	L 6-7	2-1	T-1st	(1.0)	Devenski (0-1)	Altavilla (1-0)	Williams (1)	0	0
7/27	4	SEA	W 8-5	3-1	T-1st	(1.5)	Bielak (1-0)	Graveman (0-1)	Osuna (1)	0	0
7/28	5	LAD	L 2-5	3-2	T-1st	(1.0)	Valdez (0-1)	Graterol (1-1)	Jansen (1)	0	0
7/29	6	LAD	L 2-4 (13)	3-3	T-1st	(0.5)	Sneed (0-1)	Santana (1-0)	-	0	0
7/31	7	@LAA	W 9-6	4-3	1st	(0.5)	Bielak (1-0)	Andriese (0-1)	Scrub (1)	0	0
8/1	8	@LAA	L 4-5 (10)	4-4	T-1st	(0.5)	Rodriguez (0-1)	Buchter (2-0)	-	0	0
8/2	9	@LAA	W 6-5 (11)	5-4	2nd	0.5	Taylor (1-0)	Barnes (0-2)	-	0	0
8/4	10	@ARI	W 8-2	6-4	2nd	0.5	Javier (1-0)	Bumgarner (0-2)	-	0	0
8/5	11	@ARI	L 7-14	6-5	2nd	1.5	McCullers Jr. (1-1)	Ray (1-2)	-	0	0
8/6	12	@ARI	L 4-5	6-6	2nd	2.5	Presly (0-1)	Guerra (1-0)	-	0	0
8/7	13	@OAK	L 2-3 (13)	6-7	2nd	3.5	Sneed (0-2)	Wendelken (1-0)	-	0	0
8/8	14	@OAK	L 1-3	6-8	2nd	4.5	Valdez (0-2)	Montas (2-1)	Hendriks (5)	0	0
8/9	15	@OAK	L 2-7	6-9	3rd	5.5	Javier (1-1)	Luzardo (1-0)	-	0	0
8/10	16	SF	W 6-4	7-9	2nd	4.5	McCullers Jr. (2-1)	Webb (1-1)	Presly (1)	0	0
8/11	17	SF	L 6-7 (10)	7-10	3rd	4.5	Sneed (0-3)	Gott (1-0)	Rogers (1)	0	0
8/12	18	SF	W 5-1	8-10	3rd	4.5	Greinke (1-0)	Baragar (0-1)	-	0	0
8/14	19	SEA	W 11-1	9-10	3rd	4.5	Valdez (1-0)	Cortes (0-1)	-	0	0
8/15	20	SEA	W 2-1	10-10	3rd	4.5	Javier (2-1)	Margevicius (0-1)	Presly (2)	0	0
8/16	21	SEA	W 3-2	11-10	2nd	4.5	Presly (1-1)	Swanson (0-2)	-	0	0
8/17	22	COL	W 2-1	12-10	2nd	3.5	Bielski (3-0)	Freeland (2-1)	Taylor (1)	0	0
8/18	23	COL	W 2-1	13-10	2nd	2.5	Scrub (1-0)	Diaz (0-1)	-	0	0
8/19	24	@COL	W 13-6	14-10	2nd	2.5	Valdez (2-2)	Castellani (0-1)	-	0	0
8/20	25	@COL	W 10-8	15-10	2nd	2.5	Paredes (1-0)	Márquez (2-4)	Presly (3)	0	0
8/21	26	@SD	L 3-4	15-11	2nd	3.5	McCullers Jr. (2-2)	Guerra (1-0)	Pagán (1)	0	0
8/22	27	@SD	L 2-13	15-12	2nd	3.5	Bielak (3-1)	Davies (4-2)	-	0	0
8/23	28	@SD	L 3-5	15-13	2nd	4.5	Paredes (1-1)	Stammen (3-1)	Pagán (2)	0	0
8/24	29	LAA	W 11-4	16-13	2nd	3.5	Valdez (3-2)	Sandoval (0-4)	-	0	0
8/25	30	LAA	W 6-3 (7)	17-13	2nd	3.0	Javier (3-1)	Suarez (0-2)	Presly (4)	0	0
8/25	31	LAA	L 5-12 (7)	17-14	2nd	4.0	Bielak (3-2)	Peña (2-0)	-	0	0
8/29	32	OAK	W 4-2 (7)	18-14	2nd	3.5	McCullers Jr. (3-2)	Bassitt (2-2)	Presly (5)	0	0
8/29	33	OAK	W 6-3 (7)	19-14	2nd	2.5	Greinke (2-0)	Montas (2-3)	Presly (6)	0	0
9/1	34	TEX	L 5-6 (10)	19-15	2nd	3.0	Taylor (1-1)	Hernández (5-0)	Montero (7)	0	0
9/2	35	TEX	W 2-1	20-15	2nd	2.5	Javier (4-1)	Allard (0-4)	Presly (7)	0	0
9/3	36	TEX	W 8-4	21-15	2nd	2.0	Greinke (3-0)	Lynn (4-2)	-	0	0
9/4	37	@LAA	L 5-6 (11)	21-16	2nd	2.0	Raley (0-1)	Andriese (2-2)	-	0	0
9/5	38	@LAA	L 9-10 (7)	21-17	2nd	3.0	Paredes (1-2)	Peña (3-0)	-	0	0
9/5	39	@LAA	L 6-7 (7)	21-18	2nd	3.5	Castellanos (0-1)	Ramírez (1-0)	Buttrey (5)	0	0
9/6	40	@LAA	L 5-9	21-19	2nd	3.5	Valdez (3-3)	Mayers (1-0)	-	0	0
9/7	41	@OAK	L 0-6	21-20	2nd	4.5	Javier (4-2)	Bassitt (3-2)	-	0	0
9/8	42	@OAK	L 2-4 (7)	21-21	2nd	5.5	Greinke (3-1)	Montas (3-3)	Hendriks (11)	0	0
9/8	43	@OAK	W 5-4 (7)	22-21	2nd	4.5	Paredes (2-2)	Wendelken (1-1)	Presly (8)	0	0
9/9	44	@OAK	L 2-3	22-22	2nd	5.5	Presly (1-2)	Hendriks (3-0)	-	0	0
9/10	45	@OAK	L 1-3	22-23	2nd	6.5	Urquidy (0-1)	Manaea (4-2)	Hendriks (12)	0	0
9/12	46	@LAD	W 7-5	23-23	2nd	6.5	James (1-0)	Jansen (3-1)	Presly (9)	0	0
9/13	47	@LAD	L 1-8	23-24	2nd	6.5	Greinke (3-2)	González (3-0)	-	0	0
9/15	48	TEX	W 4-1	24-24	2nd	5.5	Urquidy (1-1)	Goody (0-1)	Presly (10)	0	0
9/16	49	TEX	L 0-1	24-25	2nd	6.5	Presly (1-3)	Gibson (2-5)	-	0	0
9/17	50	TEX	W 2-1	25-25	2nd	6.0	Valdez (4-3)	Lyles (1-5)	Raley (1)	0	0
9/18	51	ARI	L 3-6	25-26	2nd	7.0	García (0-1)	Gallen (2-2)	Crichton (4)	0	0
9/19	52	ARI	W 3-2	26-26	2nd	7.0	Paredes (3-2)	Weaver (1-8)	Presly (11)	0	0
9/20	53	ARI	W 3-2	27-26	2nd	6.0	Taylor (2-1)	Guerra (1-2)	Presly (12)	0	0
9/21	54	@SEA	L 1-6	27-27	2nd	6.5	McCullers Jr. (3-3)	Gonzales (7-2)	-	0	0
9/22	55	@SEA	W 6-1	28-27	2nd	5.5	Valdez (5-3)	Sadler (1-2)	-	0	0
9/23	56	@SEA	L 2-3	28-28	2nd	6.5	Greinke (3-3)	Margevicius (2-3)	Hirano (4)	0	0
9/24	57	@TEX	W 12-4	29-28	2nd	5.5	Javier (5-2)	Lynn (6-3)	-	0	0
9/25	58	@TEX	L 4-5 (10)	29-29	2nd	6.5	Paredes (3-3)	Martin (1-1)	-	0	0
9/26	59	@TEX	L 1-6	29-30	2nd	6.0	Bielak (3-3)	Hergert (1-0)	-	0	0
9/27	60	@TEX	L 4-8	29-31	2nd	7.0	De Jong (0-1)	Benjamin (2-1)	-	0	0

ABOUT THE RECORD

Overall Record:	29-31	
Home Record:	20-8	
--with Roof Open:	0-0	
--with Roof Closed:	20-8	
--with Roof Open/Closed:	0-0	
Road Record:	9-23	
Current Streak:	Lost 3	
Last Homestand:	4-2	
Last Road Trip:	2-5	
Last 5 Games:	1-4	
Last 10 Games:	4-6	
Series Record:	11-8-1	
Sweeps:	4-4	
When Scoring 4 or More Runs:	21-13	
When Scoring 3 or Fewer Runs:	8-18	
Shutouts:	0-2	
In One-Run Games:	10-14	
In Two-Run Games:	4-5	
vs. Left-Handed Starters:	12-10	
vs. Right-Handed Starters:	17-21	
During the Day:	9-12	
At Night:	20-19	
When Scoring First:	19-13	
Opponent Scores First:	10-18	
Outhit Opponent:	23-5	
Outhit by Opponent:	5-26	
Equal Hits:	1-0	
When Hitting Home Run:	22-19	
No Home Runs:	7-12	
Walkoff Home Runs:	1-0	
Come-from-Behind Wins:	13	
Largest Comeback:	4	
Losses After Leading:	19	
Last At-Bat Wins:	6	
Largest Blown Lead:	4	
Extra-Inning Games:	2-7	
Different Batting Orders:	49	
After Six Innings:		
Lead: 22-5	Tied: 4-6	Trail: 3-20
After Seven Innings:		
Lead: 20-3	Tied: 3-7	Trail: 2-17
After Eight Innings:		
Lead: 21-4	Tied: 2-4	Trail: 1-219

HIGHS AND LOWS

GENERAL

Longest Winning Streak	8, 8/12-20
Longest Winning Streak, Home	8, 8/12-25
Longest Winning Streak, Road	2 (2x), last, 8/19-20
Most Consecutive Losses	6, 9/4-8
Most Consecutive Losses, Home	2, 7/28-29
Most Consecutive Losses, Road	9, 8/21-9/8
Longest Game, Time	4:44, 7/29 vs. LAD
Shortest Game, Time	2:07, 8/29 vs. OAK (1)
Longest Game, Innings	13.0 (2x), last, 8/7 at OAK
Best Homestand, Percentage	.871 (7-1), 8/10-18
Worst Homestand, Percentage	.500 (3-3), 7/24-7/29
Best Road Trip, Percentage	.400 (2-3), 8/19-23
Worst Road Trip, Percentage	.222 (2-9), 9/4-9/132
Most Runners Left on Base	15 (2x), 7/29 vs. LAD
Double Plays Turned	3 (6x), last, 9/20 vs. ARI
Opponent Double Plays Turned	4, 8/19 at COL
Most Errors	3, 9/1 vs. TEX
Largest Margin of Victory	10 (2x), 8/14 vs. SEA (11-1 win)
Largest Margin of Defeat	9, 8/22 at SD (13-2 loss)
Biggest Comeback to Win	4 (2x), last, 9/12 at LAD (down 5-1, won 7-5)
Most Games Over .500	.6, after game on 9/3 (21-15)
Biggest Lead Lost to Lose	4 (3x), last, 9/5 at LAA-G2 (up 4-0, lost 7-6)
Highest Attendance, Home	0
Highest Attendance, Road	0

HIGHS AND LOWS

TEAM BATTING

Most Runs, Game	13, 8/19 at COL
Fewest Runs, Game	0 (2x), last, 9/16 vs. TEX
Most Runs, Inning	9, 8/15 vs. SEA (1st inning)
Most Hits, Game	20, 8/19 at COL
Most Hits, Inning	7, 8/14 vs. SEA (1st inning)
Fewest Hits, Game	2, 9/10 at OAK
Most Doubles, Game	5, 9/4 at LAA
Most Triples, Game	2, 8/19 at COL
Most Homers, Game	4 (3x), last, 9/24 at TEX
Most Consecutive Games, Homer	7, 8/9-16
Most Consecutive Games, No Homer	2 (4x), last, 9/10-9/12
Most Extra-Base Hits, Game	10, 8/19 at COL
Fewest Extra-Base Hits, Game	0 (2x), last, 9/7 at OAK
Most Total Bases, Game	40, 8/19 at COL
Most Walks, Game	8, 8/14 vs. SEA
Fewest Walks, Game	0 (2x), last, 9/5 at LAA-G2
Most Strikeouts, Game	13 (3x), last, 9/4 at LAA
Fewest Strikeouts, Game	2, 9/17 vs. TEX
Most Stolen Bases, Game	2 (3x), last, 9/22 at SEA
Most Opponent Stolen Bases, Game	2 (4x), last, 8/25 vs. LAA (Game 2)
Longest Scoreless Inning Streak	16.1, 8/17-18 (1st thru 10th innings)

INDIVIDUAL BATTING

Most At-Bats, Game	6, several players
Most Runs, Game	3 (4x), last, Reddick, 9/24 at TEX
Most Hits, Game	4 (2x), last, Tucker, 9/22 at SEA
Most Consecutive Hits (in ABs)	5, Tucker, 8/20-21
Most Doubles, Game	2 (6x), last, Diaz, 9/23 at SEA
Most Triples, Game	2, Tucker, 8/19 at COL
Most Home Runs, Game	2 (2x), last, Springer, 9/20 vs. ARI
Most RBI, Game	4 (4x), last, Brantley, 9/1 vs. TEX
Most Walks, Game	3 (3x), last, Bregman, 8/11 vs. SF
Most Strikeouts, Game	4 (2x), last, Garneau, 9/24 at TEX
Most Stolen Bases, Game	2, Straw, 7/29 vs. LAD
Longest Hitting Streak	12, Springer, 9/12-25

TEAM PITCHING

Fewest Runs, Game	1 (9x), last, 9/22 at SEA
Most Runs, Game	14, 8/5 at ARI
Fewest Hits, Game	2, 8/17 vs. COL
Most Hits, Game	16, 8/5 at ARI
Fewest Walks, Game	0 (4x), last, 9/22 at SEA
Most Walks, Game	12, 7/31 at LAA
Most Strikeouts, Game	15 (3x), last, 9/26 at TEX
Longest Scoreless Inning Streak	16.0, 8/14-15 (1st thru 8th innings)

INDIVIDUAL PITCHING

Longest Winning Streak	3 (4x), last, Greinke, 8/12-9/3
Longest Losing Streak	3 (3x), Sneed, Greinke, Bielak, all active
Most Innings Pitched, Starter	8.0, Greinke, 8/18 vs. COL
Most Innings Pitched, Relief	6.1, Valdez, 8/2 at LAA
Fewest Hits, Complete Game	6, James, 8/2 at LAA
Fewest Walks, Complete Game	6, James, 8/2 at LAA
Most Walks, Game	6, James, 8/2 at LAA
Most Strikeouts, Game	11 (2x), Valdez, 9/17 vs. TEX
Most Strikeouts, Inning	3, several pitchers
Most Hit By Pitch, Game	2, Abreu, 7/26 vs. SEA
Longest Scoreless Inning Streak	16.2, Greinke, 8/12-8/24

ASTROS REPLAY REVIEWS

The Astros were successful 5 of their 12 challenges in 2020 (42%).

ASTROS EJECTIONS

Date	Personnel	Umpire	Situation
8/9 at OAK	Baker	Mahley	Arguing balls and strikes
8/22 at SD	Maldonado	Ceja	Warning to both benches



ASTROS HOME RUNS

Astros HR Chart	Solo	2-Run	3-Run	GS	Total
Altuve	4	-	1	-	5
Alvarez	-	-	1	-	1
Brantley	1	2	2	-	5
Bregman	3	2	1	-	6
Correa	5	-	-	-	5
Diaz	2	-	1	-	3
Garneau	1	-	-	-	1
Gurriel	5	1	-	-	6
Jones	1	-	-	-	1
Maldonado	4	-	2	-	6
Reddick	2	1	1	-	4
Springer	9	4	1	-	14
Toro	2	-	1	-	3
Tucker	3	5	1	-	9
TOTALS	42	15	12	-	69

Grand Slams (0)

Player	Date	Opp./Pitcher(s)
the Astros did not hit a grand slam in 2020		

Back-to-Back HR Combos (1)

Player	Date	Opp./Pitcher(s)
Alvarez/Gurriel	8/14	SEA/Cortes

Pinch Hit Home Runs (0)

Player	Date	Opp.
the Astros did not hit a pinch-hit home run in 2020		

Leadoff Home Runs (3)

Springer (3), 9/5 at LAA (G2), 9/9 at OAK, 9/15 vs. TEX

Walk-off Home Runs (1)

Tucker: 8/16 vs. SEA

ASTROS LAST HOME RUNS

Player	Date	Opponent/Pitcher	AB Since	Rec.*
Altuve	9/27/20	@TEX/Lyles	1	3-2
Brantley	9/22/20	@SEA/Sadler	16	3-2
Bregman	9/25/20	@TEX/King	8	3-3
Correa	9/27/20	@TEX/Benjamin	0	2-3
Diaz	9/27/20	@TEX/Hernandez	0	1-2
Garneau	8/25/20	LAA(2)/Buttrey	20	0-1
Gurriel	9/9/20	@OAK/Luzardo	52	3-3
Maldonado	9/22/20	@SEA/Brennan	4	6-0
Mayfield	6/6/19	@SEA/Elias	76	0-0
Reddick	9/24/20	@TEX/Montero	11	2-2
Springer	9/24/20	@TEX/Lynn	9	6-6
Straw	9/29/18	@BAL/Ramirez	188	0-0
Toro	8/25/20	LAA(2)/Teheran	32	1-2
Tucker	9/17/20	TEX/Lyles	37	6-3

* Team record when hitting a home run

RECORD BY DAY

MON.	TUES.	WED.	THUR.	FRI.
4-2	6-5	2-5	5-2	3-5
SAT.	SUN.			
6-6	3-6			

RECORD BY MONTH

JULY	AUGUST	SEPTEMBER
4-3	15-11	10-17

2020 ASTROS PITCHING LEADERS

Wins	Javier/Valdez	5	Hits Allowed	Greinke	67
Losses	seven players	3	Runs Allowed	Valdez	32
Earned Run Average	Javier	3.48	Earned Runs Allowed	Greinke	30
Games	Pressly	23	Home Runs Allowed	Javier	11
Games Started	Greinke	12	Hit Batsmen	McCullers Jr./Valdez	5
Complete Games			Walks	McCullers Jr./Scrubbs	20
Shutouts			Strikeouts	Valdez	76
Saves	Pressly	12	Wild Pitches	Valdez	6
Innings Pitched	Valdez	70.2	Opponent Average	Javier	188

ASTROS STARTERS AND RELIEVERS

	W-L-S	ERA	IP	H	R	ER	BB-I	SO
Starters	19-15-0	4.26	312.2	268	157	148	99-0	301
Relievers	10-16-16	4.39	211.1	204	118	103	118-7	225

TABLE OF CONTENTS

PLAYERS

PLAYER DEVELOPMENT

2020 REVIEW

OPPONENTS

HISTORY AND RECORDS

SPRING TRAINING

MEDIA INFORMATION

MINUTE MAID PARK

2020 ASTROS BATTING LEADERS

Batting Average.....	Brantley300
Games.....	Correa/Tucker	58
At-Bats.....	Gurriel	211
Runs.....	Springer	37
Hits.....	Tucker	56
Total Bases.....	Tucker	107
Doubles.....	Brantley	15
Triples.....	Tucker	6
Home Runs.....	Springer	14
Runs Batted In.....	Tucker	42
Sacrifice Hits.....	Garneau/Maldonado	2
Sacrifice Flies.....	Gurriel	5
Hit by Pitches.....	Toro	7

Walks.....	Maldonado	27
Intentional Walks.....	Correa/Tucker	2
Strikeouts.....	Maldonado	51
Stolen Bases.....	Tucker	8
Caught Stealing.....	Altuve	3
Grounded Into DP.....	Gurriel	6
Errors.....	Altuve/Garneau	4
Slugging Percentage.....	Springer540
On-Base Percentage.....	Brantley364
Pinch-Hit At-Bats.....	Toro	10
Pinch Hits.....	five players	1
Pinch-Hit HR.....	none	0
Pinch-Hit RBI.....	Reddick	2

RUNS BY INNING

	1	2	3	4	5	6	7	8	9	X	TOTAL
ASTROS	47	39	21	26	42	36	26	11	23	8	279
OPPS	22	26	31	39	35	25	40	28	15	14	275

2020 STARTING LINEUPS: BATTING ORDER

- 1: Springer (26-23), Straw (2-3), Altuve (1-2), Tucker (0-3)
- 2: Altuve (20-20), Reddick (6-5), Bregman (1-3), Diaz (0-2), Straw (1-1), Toro (1-0)
- 3: Brantley (11-17), Bregman (14-11), Correa (3-3), Altuve (1-0)
- 4: Gurriel (12-10), Brantley (7-8), Bregman (6-6), Tucker (1-5), Reddick (2-1), Alvarez (1-0), Correa (0-1)
- 5: Tucker (13-13), Gurriel (11-13), Correa (4-2), Alvarez (1-0), Diaz (0-1), Reddick (0-1), Toro (0-1)
- 6: Correa (13-18), Gurriel (5-4), Altuve (3-0), Tucker (3-2), Reddick (2-2), Brantley (1-1), Diaz (1-1), Jones (1-0), Maldonado (0-1), Toro (0-1)
- 7: Reddick (10-13), Correa (6-5), Toro (4-4), Tucker (5-3), Diaz (3-2), Jones (0-2), Altuve (1-0), Maldonado (0-1)
- 8: Maldonado (7-4), Reddick (6-6), Straw (2-7), Toro (2-6), Tucker (6-2), Diaz (3-3), Jones (2-1), Mayfield (1-1), Garneau (0-1)
- 9: Maldonado (16-17), Garneau (6-6), Mayfield (5-6), Straw (2-1), Stubbs (0-1)

STARTS BY POSITION

- C: Maldonado (23-21), Garneau (6-7), Stubbs (0-1)
 1B: Gurriel (27-25), Jones (1-1), Toro (0-2), Diaz (1-1)
 2B: Altuve (26-20), Diaz (2-6), Mayfield (0-3), Toro (1-0)
 SS: Correa (26-28), Mayfield (3-1)
 3B: Bregman (21-18), Toro (2-8), Mayfield (3-3), Diaz (3-0)
 LF: Tucker (22-17), Brantley (8-10), Diaz (0-1)
 CF: Springer (21-18), Straw (7-11)
 RF: Reddick (24-23), Tucker (3-3), Springer (2-3)
 DH: Brantley (12-13), Tucker (4-5), Toro (4-2), Reddick (2-3), Jones (2-2), Springer (2-1), Alvarez (2-0), Diaz (1-1), Gurriel (1-1)

LAST AT-BAT WINS (6)

No.-Date-Opp.	Score	Game-Winning Play
1. 8/2 at LAA	6-5	Bregman RBI-single in top 11th
2. 8/16 vs. SEA	3-2	Tucker solo homer in bottom 9th (walkoff win #1)
3. 8/18 vs. COL	2-1	Straw RBI-single in bottom 11th (walkoff win #2)
4. 9/8 at OAK (2)	5-4	Gurriel RBI-sacrifice fly in bottom 7th
5. 9/12 at LAD	7-5	Bregman RBI-single in top 9th
6. 9/20 vs. ARI	3-2	Correa sac fly in bottom 8th

2020 DISABLED LIST


Player	Injury	DL On	DL Off	Games	Player	Injury	DL On	DL Off	Games
Alvarez	COVID-19	7/12	8/14	18 (8-10)	Brantley	right quad discomfort	8/12	8/22	9 (8-1)
Pérez	COVID-19	7/12	8/21	25 (15-10)	Alvarez	right knee discomfort	8/16	11/1	40 (19-21)
Urquidy	COVID-19	7/12	9/5	37 (21-16)	Bregman	right hamstring discomfort	8/20	9/8	17 (7-10)
Peacock	right shoulder soreness	7/23	9/5	37 (21-16)	James	left hip discomfort	8/22	9/9	17 (7-10)
Armenteros	right elbow surgery	7/23	11/1	60 (29-31)	Altuve	right knee sprain	9/4	9/15	11 (2-9)
Pruitt	right elbow soreness	7/23	11/1	60 (29-31)	McCullers Jr.	neck nerve irritation	9/6	9/16	9 (3-6)
Diaz	right groin discomfort	7/25	8/29	30 (16-14)	Taylor	left elbow soreness	9/6	9/18	11 (4-7)
Verlander	right forearm strain	7/25	11/1	59 (28-31)	Devenski	right elbow soreness	9/7	10/31	20 (8-12)
Biagini	right shoulder soreness	7/27	8/15	16 (7-9)	Peacock	right shoulder soreness	9/18	10/28	10 (4-6)
Devenski	right elbow soreness	7/29	9/4	31 (18-13)	James		9/25	10/5	3 (0-3)
Osuna	right arm discomfort	8/2	10/31	51 (24-27)					



THE ASTROS REMEMBER




JERRY FLORES: Veteran HPD officer **Jerry Flores** passed away on Oct. 1, 2020, at the age of 56...Flores worked for the Houston Police Department for 28 years on patrol and in the Gang Task Force and also worked with Major League Baseball as security for the Astros during their 2017 World Series run...Flores worked closely with the Astros and their families that October, earning a World Series ring for his efforts...a native of Houston, Flores, also known as JFlo and the Mayor of Midtown, will be remembered for his heart of gold and his genuine care for others.



BILL GLADSTONE: The Chairman and Principal Owner of the Astros former Class A affiliate, the Tri-City ValleyCats, **Bill Gladstone**, passed away on April 30, 2020, at the age of 88... Gladstone owned the ValleyCats franchise for close to 30 years,

originally purchasing it as the Pittsfield Mets in 1992, and had been a member of the Astros family for close to 20 years...his club first affiliated with the Astros in 2001, which became the Pittsfield Astros, before their move to Troy, NY, for their 2002 season...Gladstone was elected to the board of directors for the National Baseball Hall of Fame and Museum in 1991 and was heavily involved in the baseball industry for the past three decades... during his tenure in Tri-City, the ValleyCats captured three New York-Penn League titles and consistently finished near the top of the league in various attendance metrics...in 2015, Gladstone was named the "King of Baseball" by Minor League Baseball, a longstanding tradition that recognizes a veteran of professional baseball for outstanding dedication and service to the industry.



CARROLL HARDY: A member of the Colt .45s, **Carroll Hardy** passed away Aug. 9, 2020, at the age of 87...Hardy had an eight-year Major League career, spending time with the Indians (1958-60), Red Sox (1960-62), Colt .45s (1963-64) and Twins (1967), appearing mainly as a reserve outfielder...he holds the distinction as being the only player to pinch hit for Ted Williams, doing so in the 1960 season for the Red Sox after the Hall of Famer fouled a ball off his foot and could not finish his at-bat...a gifted athlete, Hardy's baseball career was overshadowed by his lengthy connection to football...he starred as halfback at the University of Colorado and was a third-round pick of the 49ers in 1955...Hardy played one year in the NFL before returning to the diamond...following his baseball career, Hardy worked his way up from an associate ticket manager with the Denver Broncos to eventually become the team's assistant GM...he spent 18 years working for the Broncos, retiring in 1987.



BRUCE HENDERSON: Former Houston Astros security supervisor **Bruce Henderson** passed away at the age of 70 in Richmond, Texas on July 20, 2020... Henderson worked for the Astros for over 10 years, serving as security at off site events and working every home game in section 106 down the third base line...Henderson had a long connection to baseball, as he played collegiately at Long Island University and was drafted three times, eventually signing with the Cardinals in 1972... Henderson played one year in the Cardinals minor league system before injuries derailed his career... he moved to Houston in 1980 and worked as a teacher and coach for 25 years, spending his final 23 years before retirement in 2006 at Taylor High School in Katy, where he taught chemistry and coached the varsity football and baseball teams... he'll be remembered for his passion towards loyalty, honesty, hard work and ethics.

TABLE OF CONTENTS

PLAYERS

PLAYER DEVELOPMENT

2020 REVIEW

OPPONENTS

HISTORY AND RECORDS

SPRING TRAINING


MEDIA INFORMATION

MINUTE MAID PARK


THE ASTROS REMEMBER



EDDIE KASKO: The Astros first team captain in franchise history **Eddie Kasko** passed away at the age of 88 on June 24, 2020...Kasko had a 10-year Major League career, as he spent time with the Cardinals (1957-58), Reds (1959-63), Colt .45s and Astros (1964-65) and Red Sox (1966)...he was an All-Star with the Reds in 1961 and was the Colt .45s everyday shortstop in 1964...following his Astros career, Kasko played one season with the Red Sox and would work a total 29 season in the Boston organization as a player, manager, scout and front office executive...in his front office career, Kasko is credited with playing a pivotal role in signing such stars as Roger Clemens and Mo Vaughn...he was inducted into the Red Sox Hall of Fame in 2010.



MATT KEOUGH: Nine-year Major League veteran and longtime scout **Matt Keough** passed away on May 1, 2020, at the age of 64...he played for five teams in his career, the A's (1977-83), Yankees (1983), Cardinals (1985), Cubs (1986) and Astros (1986), and was named an All-Star as a rookie in 1978 and the AL Comeback Player of the Year in 1980...following his Major League career, Keough played four seasons in the NPB for Hanshin before attempting a comeback in the Majors... he made the Angels in 1992, but was struck by a foul ball while sitting in the dugout in a Spring Training game, an injury which eventually ended his playing career...Keough went on to coach and scout in the Majors and eventually served as a special assistant for the A's...he was referenced several times in Michael Lewis' best selling book "Moneyball" as Matty and described as having the air of a man taking a break from some perpetual Hawaiian vacation of the soul.



KEITH LAMPARD: Former Astros second-round pick **Keith Lampard** passed away on Aug. 30, 2020 at the age of 74...Lampard was selected by the Astros in the 1965 draft and eventually made it to the Majors to play two seasons with Houston (1969-70)...he has the distinction of becoming the first player born in the United Kingdom to play for the franchise...Lampard hit just one Major League homer, a walkoff shot, but did have huge success in his minor league career, which lasted thru the 1973 season...he hung up his cleats and went on to earn his master's degree, going on to teach, coach, and be a public school administrator and counselor over the next 30 years...according to his hometown paper *The Oregonian* he will be remembered for his humility, warmth, kindness and generosity.



JOHAN MAYA: Longtime Astros minor league player, coach, manager and international scout **Johan Maya** passed away on July 23, 2020, at the age of 40...a native of Venezuela, Maya signed with the Astros as an infielder in 1996 and played two seasons in their minor league system (1999-2000), winning championships in both the Appalachian League and Midwest League...he retired as a player to coach in his native Venezuela, for the Astros Summer League team, a team that also won two championships... he would bounce between scouting and player development roles for the Astros for a total of 14 years, finishing his career in Houston as a scout in 2018...he spent the last two years scouting for the Diamondbacks before his early passing...Maya will be remembered as a great person, a family guy and true baseball man.



THE ASTROS REMEMBER



DENIS MENKE: Two-time All-Star shortstop **Denis Menke** passed away on Dec. 1, 2020, at the age of 80...Menke enjoyed a 40-year career in Major League Baseball, playing in the National League for the Milwaukee and Atlanta Braves (1962-67), the Houston Astros (1968-71, 1974) and the Cincinnati Reds (1972-73)...he was elected to the National League All-Star team in 1969 and 1970 as an Astro and went on to play for the Big Red Machine in the 1972 World Series...after his playing career ended, Menke moved to player development, coaching for four different clubs, including a six-year stint (1983-88) back in Houston as the team's hitting coach and later their third base coach...Menke retired from baseball after spending the 2000 season as the bench coach for the Reds.



JOE MORGAN: Hall of Fame second baseman **Joe Morgan**, one of the first stars of the Houston Colt .45s and Astros, passed away on Oct. 11, 2020, at the age of 77...Morgan played 10 of his 22 Major League seasons with Houston (1963-71, 1980)...after playing parts of two seasons (1963-64) for the Colt .45s, Morgan took over as the starting second baseman for the newly-named Houston Astros in 1965, a position he would hold through the 1971 season...in that span, he established himself as one of the top all-around second basemen in the National League...in 1966, he became the first player in franchise history to be voted as an All-Star starter...after being traded to the Reds prior to the 1972 season, Morgan went on to win two MVP Awards and two World Series Championships (1975-76)...in 1980, he would return to the Astros where he helped lead them to the first division championship and playoff berth in franchise history...in 2019, Morgan was part of the inaugural class of the new Astros Hall of Fame and attended the ceremony at Minute Maid Park in August of that season...he was elected to the Reds Hall of Fame in 1987 and to the National Baseball Hall of Fame in 1990.



JIM OWENS: Known as "The Bear", 12-year Major League veteran **Jim Owens** passed away on Sept. 8, 2020, at the age of 86...Owens played for just three teams in his long Major League career, the Phillies (1955-56, 1958-62), Reds (1963) and Astros (1964-67) and served parts of five years as the Astros Major League pitching coach (1967-72) immediately following his retirement...known for causing a ruckus at times, Owens had a playful wit, which caused issues with Phillies General Manager Gene Mauch and later umpire Shag Crawford, who called a Major League record three balks on Owens in a single inning in a game in 1963, a Major League record...in 1965, Owens and teammate Turk Farrell bought a boa constructor and two baby alligators from a pet shop and unleashed them in the Spring Training clubhouse much to their teammates surprise and horror...despite his off the field shenanigans, Owens was a solid reliever for the Astros, posting 18 wins and a 3.60 ERA (100ER/250IP) in his four seasons with the club.



DON SUTTON: Hall of Fame pitcher and longtime broadcaster **Don Sutton** passed away on Jan. 18, 2021, at the age of 75 after a long battle with cancer...a four-time All-Star (1972-73, 1975, 1977), Sutton had a career record of 324-256 and an ERA of 3.26 while pitching for the Dodgers (1966-80, 1988), Astros (1981-82), Brewers (1982-84), Athletics (1985) and Angels (1985-87)...he joined the Astros in 1981 as a free agent signing and made 50 starts for the club before being traded to Milwaukee in August of 1982 in exchange for three players to be named later, one being OF Kevin Bass...Sutton pitched for a total of 23 seasons, his last being 1988 with the Dodgers...he was inducted into the National Baseball Hall of Fame in 1998...Sutton also had a long career in the broadcast booth, which started in 1989 and lasted almost three decades, as he called Braves games on TV and radio for all but two years from 1989-2018.

TABLE OF CONTENTS

PLAYERS

PLAYER DEVELOPMENT

2020 REVIEW

OPPONENTS


HISTORY AND RECORDS

SPRING TRAINING

MEDIA INFORMATION

MINUTE MAID PARK

THE ASTROS REMEMBER



BOB WATSON: The Astros family lost one of its most iconic figures on May 14, 2020, with the passing of **Bob Watson** at the age of 73...after being signed by Houston as a 19-year-old free agent in 1965, Watson made his MLB debut with the

Astros in 1966, and would go on to become one of the finest players in franchise history...during his long career in Houston, which would span parts of 14 seasons (1966-79), Watson, nicknamed "The Bull", was a two-time All-Star (1973, '75), hitting over .300 four times and reaching 100 RBI in a season twice while hitting in the middle of the Astros lineup in the pitcher-friendly Astrodome...he holds the distinction of scoring MLB's one millionth run, accomplishing this feat on May 4, 1975 vs. the Giants at Candlestick Park...Watson still ranks in the top 10 on the Astros all-time lists in most major offensive categories, including batting average (.297, T-2nd), hits (1,448, 6th), home runs (139, 7th), RBI (719, 5th) and OBP (.364, 4th)...after retiring as a player in 1984 after 19 seasons in the Majors, Watson would become a hitting coach, most notably for the 1988 AL Champion Oakland A's...following the 1988 season, he was hired by the Astros as assistant general manager and later took over as the club's general manager following the 1993 season, becoming just the second African-American to hold this position in MLB history...Watson would later become the first African-American GM to win a World Series after helping to guide the New York Yankees to the title in 1996...Watson also served on the Baseball Assistance Team (B.A.T.) Board of Directors for several years, playing a vital role as a member of Grant Committee...Watson would later serve as MLB's Vice President of Rules and On-Field Operations for several years...he also had a successful stint working for USA Baseball as Chairman of the Selection Committee and General Manager of Professional Baseball Operations...during his tenure with USA Baseball, Watson helped to construct many successful teams, including the Gold Medal-winning team at the 2000 Summer Olympics in Sydney, Australia...in January of 2020, Watson was elected to the Houston Astros Hall of Fame as part of the second class...in March of 2020, the Astros hosted a ceremony dedicating the new Bob Watson Education Center, which is located at the Astros Youth Academy in Houston...The Bob Watson Education Center (BWEC) will provide a more comprehensive approach to building great leaders in the community.



JIMMY WYNN: Former Astros All-Star **Jimmy Wynn** passed away on March 26, 2020, at the age of 78...after his playing career, for several years, Wynn played an active role in the Astros community efforts...at the time of his passing, Wynn

was a part of the Astros front office as Community Outreach Executive...as a player, despite his small frame (5'9"), Wynn boasted tremendous power as a hitter and a strong throwing arm, earning him the nickname "Toy Cannon"...he made his Major League debut with the Houston Colt .45s in 1963, and ended up playing 11 seasons for the Colt .45s/Astros... despite playing in the cavernous, pitcher-friendly Astrodome, Wynn reached the 30-homer mark twice in his career, including a career-high 37 in 1967, his first All-Star season...he also reached 20 home runs seven times while in Houston...other highlights included a Major League-best 148 walks in 1969 and a career-best 43 stolen bases in 1965... he also reached 100 runs scored three times as an Astro...after his last season in Houston, Wynn was the franchise leader in hits, home runs, RBI and walks...in 15 Major League seasons overall, Wynn hit 291 home runs with 964 RBI and 225 stolen bases while posting an .802 OPS...over the years, Wynn made hundreds of appearances while supporting the community outreach efforts of the Astros and the Astros Foundation...on June 25, 2005, Wynn's No. 24 jersey was officially retired by the Astros...on Aug. 3, 2019, Wynn was inducted into the Astros Hall of Fame as part of the inaugural class...Wynn was also recognized for his outstanding community work on June 24, 2011, when the Astros and Minute Maid dedicated the Jimmy Wynn Training Center, which is a state-of-the-art baseball facility located at the Astros Youth Academy.

2021 OPPONENTS





MANAGER BRANDON HYDE

Third season in Baltimore (79-143)
Fourth season overall (79-144)

BALTIMORE IN 2020

Record:..... 25-35
Finish:..... 4th, AL East

ASTROS ALL-TIME SERIES RESULTS

Overall:..... 33-22
at HOU:..... 20-6
at BAL:..... 13-16

ASTROS RESULTS BY DECADE

2000s:..... 3-6 (.333)
2010s:..... 30-16 (.652)
Total:..... 33-22 (.600)

Eastern Division / American League

BALTIMORE ORIOLES

Oriole Park at Camden Yards • 333 W. Camden Street • Baltimore, MD 21201
(888) 848-2473 • (410) 547-6257 (Press Box) • orioles.com

Chairman of the Board/CEO:..... John Angelos
Ownership Representative:..... Louis Angelos
Executive Vice President and General Manager:..... Mike Elias
Senior VP, Community Development & Communications:..... Jennifer Grondahl
Direct Phone:..... (410) 547-6191
Senior Manager, Baseball Communications:..... Jim Misudek
Direct Phone:..... (410) 547-6106
Senior Coordinator, Public Relations & Publications:..... Kailey Adams
Direct Phone:..... (410) 547-6167
Senior Coordinator, Baseball Communications:..... Adam Esselman
Direct Phone:..... (410) 547-3475
Stadium (Year Opened):..... Oriole Park at Camden Yards (1992)
Capacity/Dimensions:..... 45,474/333—400—318
Manager, Team Travel:..... Jeff Gillis

SERIES RECORDS

Longest Winning Streak, Astros:..... 8 (Aug. 19, 2016-July 22, 2017)
Longest Winning Streak, Orioles:..... 7 (June 13, 2005-June 4, 2013)
Largest Margin of Victory, Astros:..... 21 (August 10, 2019, Hou 23, BAL 2)
Largest Margin of Victory, Orioles:..... 8 (August 18, 2016, BAL 13, Hou 5)
Most Runs Scored by Astros:..... 23 (August 10, 2019 at Baltimore)
Most Runs Scored by Orioles:..... 13 (August 18, 2016 at Baltimore)
Most Runs Scored by Both Teams:..... 25 (August 10, 2019, Hou 23, BAL 2)
Longest Game, Innings:..... 13 (May 24, 2016 at Baltimore)

* home team in CAPS

ASTROS YEAR-BY-YEAR RESULTS

YEAR	HOME	ROAD	TOTAL	YEAR	HOME	ROAD	TOTAL	YEAR	HOME	ROAD	TOTAL
2003	3-0	0-0	3-0	2014	2-2	1-2	3-4	2018	3-0	3-1	6-1
2005	0-0	0-3	0-3	2015	3-1	1-2	4-3	2019	2-1	2-1	4-2
2008	0-0	0-3	0-3	2016	3-0	3-1	6-1				
2013	1-2	1-2	2-4	2017	3-0	2-1	5-1				



TABLE OF CONTENTS

PLAYERS

PLAYER DEVELOPMENT

2020 REVIEW

OPPONENTS

HISTORY AND RECORDS

SPRING TRAINING

MEDIA INFORMATION

MINUTE MAID PARK



MANAGER ALEX CORA

Third season in Boston (192-132)
Third season overall (192-132)

BOSTON IN 2020

Record: 24-36
Finish: 5th, AL East

ASTROS ALL-TIME SERIES RESULTS

Overall: 24-32
at HOU: 13-15
at BOS: 11-17

ASTROS RESULTS BY DECADE

2000s: 2-4 (.333)
2010s: 22-28 (.440)
Total: 24-32 (.429)

Eastern Division / American League

BOSTON RED SOX

Fenway Park • 4 Jersey Street • Boston, MA 02215
(617) 226-6000 • (617) 226-6732 (Press Box) • redsox.com

Principal Owner: John Henry
Chairman: Tom Werner
President/CEO: Sam Kennedy
Chief Baseball Officer: Chaim Bloom
Vice President, Media Relations: Kevin Gregg
Direct Phone: (617) 226-6759
Vice President, Corporate Communications: Zineb Curran
Direct Phone: (617) 226-6115
Assistant Director, Media Relations: Abby Murphy
Direct Phone: (617) 226-6214
Senior Manager, Media Relations & Baseball Information: Justin Long
Direct Phone: (617) 226-6577
Manager, Communications: Bryan Looor-Almonte
Direct Phone: (617) 226-6455
Coordinator, Media Relations: Kyle Montemagno
Direct Phone: (617) 226-6364
Stadium (Year Opened): Fenway Park (1912)
Capacity/Dimensions: 37,755 (Night)/37,305 (Day)/310—390—302

SERIES RECORDS

Longest Winning Streak, Astros: 3 (2x, last, Oct. 1, 2017 - June 1, 2018)
Longest Winning Streak, Red Sox: 7 (July 1, 2011-April 28, 2013)
Largest Margin of Victory, Astros: 10 (Sept. 28, 2017, Hou 12, BOS 2)
Largest Margin of Victory, Red Sox: 11 (July 13, 2014, Bos 11, HOU 0)
Most Runs Scored by Astros: 12 (2x, last, Sept. 28, 2017 at Boston)
Most Runs Scored by Red Sox: 15 (Aug. 6, 2013 at Houston)
Most Runs Scored by Both Teams: 25 (Aug. 6, 2013, Bos 15, HOU 10)
Longest Game, Innings: 14 (June 15, 2003 at Boston)
** home team in CAPS*

ASTROS YEAR-BY-YEAR RESULTS

YEAR	HOME	ROAD	TOTAL	YEAR	HOME	ROAD	TOTAL	YEAR	HOME	ROAD	TOTAL
2003	0-0	0-3	0-3	2014	1-2	2-2	3-4	2018	2-2	2-1	4-3
2008	2-1	0-0	2-1	2015	3-0	1-2	4-2	2019	2-1	2-1	4-2
2011	0-3	0-0	0-3	2016	1-2	1-3	2-5				
2013	1-2	0-4	1-6	2017	1-2	3-1	4-3				



MANAGER TONY LA RUSSA

Ninth season in Chicago (AL) (522-510)
34th season overall (2728-2365)

CHICAGO IN 2020

Record:..... 35-25
Finish:..... 2nd, AL Central

ASTROS ALL-TIME SERIES RESULTS

Overall:..... 33-33
at HOU:..... 18-12
at CWS:..... 15-21

ASTROS RESULTS BY DECADE

1990s:..... 4-5 (.444)
2000s:..... 4-5 (.444)
2010s:..... 25-23 (.521)
Total:..... 33-33 (.500)

Central Division / American League

CHICAGO WHITE SOX

Guaranteed Rate Field • 333 W. 35th Street • Chicago, IL 60616
(312) 674-1000 • (312) 674-5190 (Press Box) • whitesox.com

Chairman:..... Jerry Reinsdorf
Senior Executive Vice President:..... Howard Pizer
Executive Vice President:..... Ken Williams
Senior Vice President/General Manager:..... Rick Hahn
Senior Vice President, Communications:..... Scott Reifert
Direct Phone:..... (312) 674-5302
Senior Director, Media Relations:..... Bob Beghtol
Direct Phone:..... (312) 674-5303
Assistant Director, Media Relations:..... Ray Garcia
Direct Phone:..... (312) 674-5306
Stadium (Year Opened):..... Guaranteed Rate Field (1991)
Capacity/Dimensions:..... 40,615/330—400—335

SERIES RECORDS

Longest Winning Streak, Astros:..... 9 (April 20, 2018-May 21, 2019)
Longest Winning Streak, White Sox:..... 5 (July 2, 2016-Aug. 10, 2017)
Largest Margin of Victory, Astros:..... 15 (June 20, 1998, Hou 17, CWS 2)
Largest Margin of Victory, White Sox:..... 9 (June 9, 2012, CWS 10, Hou 1)
Most Runs Scored by Astros:..... 17 (June 30, 1998 at Houston)
Most Runs Scored by White Sox:..... 13 (August 14, 2019 at Chicago)
Most Runs Scored by Both Teams:..... 22 (August 14, 2019, CWS 13, Hou 9)
Longest Game, Innings:..... 13 (June 25, 2006 at Chicago)
** home team in CAPS*

ASTROS YEAR-BY-YEAR RESULTS

YEAR	HOME	ROAD	TOTAL	YEAR	HOME	ROAD	TOTAL	YEAR	HOME	ROAD	TOTAL
1997	0-0	0-3	0-3	2007	0-0	2-1	2-1	2016	1-2	2-1	3-3
1998	2-1	0-0	2-1	2012	0-0	2-1	2-1	2017	2-1	0-3	2-4
1999	4-2	5-1	9-3	2013	3-1	1-2	4-3	2018	4-0	3-0	7-0
2000	1-2	0-0	1-2	2014	2-1	1-2	3-3	2019	2-2	1-2	3-4
2006	0-0	1-2	1-2	2015	1-2	0-3	1-5				



MANAGER TERRY FRANCONA

Eighth season in Cleveland (673-519)
21st season overall (1702-1434)

CLEVELAND IN 2020

Record: 35-25
Finish: 3rd, AL Central

ASTROS ALL-TIME SERIES RESULTS

Overall: 28-38
at HOU: 16-19
at CLE: 12-19

ASTROS RESULTS BY DECADE

1990s: 5-4 (.556)
2000s: 3-3 (.500)
2010s: 20-31 (.392)
Total: 28-38 (.424)

Central Division / American League CLEVELAND INDIANS

Progressive Field • 2401 Ontario Street • Cleveland, OH 44115
(216) 420-4200 • (216) 420-4654 (Press Box) • indians.com

Chairman & Chief Executive Officer: Paul J. Dolan
President, Baseball Operations: Chris Antonetti
General Manager: Mike Chernoff
Director, Baseball Information & Player Relations: Bart Swain
Direct Phone: (216) 420-4386
Director, Communications & Player Relations: Court Berry-Tripp
Direct Phone: (216) 420-4391
Manager, Communications: Austin Controulis
Direct Phone: (216) 420-4436
Communications Assistant: Greg Korn
Direct Phone: (216) 420-4966
Stadium (Year Opened): Progressive Field (1994)
Capacity/Dimensions: 34,830/325—405—325

SERIES RECORDS

Longest Winning Streak, Astros: 4 (June 27, 1998-July 19, 1999)
Longest Winning Streak, Indians: 6 (April 20-Sept. 22, 2013)
Largest Margin of Victory, Astros: 9 (June 28, 1998, Hou 12, CLE 3)
Largest Margin of Victory, Indians: 13 (April 20, 2013, Cle 19, HOU 6)
Most Runs Scored by Astros: 12 (June 28, 1998 at Cleveland)
Most Runs Scored by Indians: 19 (April 20, 2013 at Houston)
Most Runs Scored by Both Teams: 25 (April 20, 2013, Cle 19, HOU 6)
Longest Game, Innings: 16 (May 11, 2016 at Houston)
** home team in CAPS*

ASTROS YEAR-BY-YEAR RESULTS

YEAR	HOME	ROAD	TOTAL	YEAR	HOME	ROAD	TOTAL	YEAR	HOME	ROAD	TOTAL
1997	1-2	0-0	1-2	2012	2-1	0-0	2-1	2017	0-3	1-2	1-5
1998	0-0	2-1	2-1	2013	1-2	0-4	1-6	2018	2-1	2-2	4-3
1999	2-1	0-0	2-1	2014	1-3	1-2	2-5	2019	2-2	2-1	4-3
2000	0-0	1-2	1-2	2015	1-2	1-3	2-5				
2001	2-1	0-0	2-1	2016	2-1	2-2	4-3				

TABLE OF CONTENTS

PLAYERS

PLAYER DEVELOPMENT

2020 REVIEW

OPPONENTS

HISTORY AND RECORDS

SPRING TRAINING

MEDIA INFORMATION

MINUTE MAID PARK



MANAGER A.J. HINCH

First season in Detroit
8th season overall (570-452)

DETROIT IN 2019

Record:..... 23-35

Finish:..... 5th, AL Central

ASTROS ALL-TIME SERIES RESULTS

Overall:..... 34-28

at HOU:..... 19-11

at DET:..... 15-17

ASTROS RESULTS BY DECADE

1990s:..... 6-0 (1.000)

2000s:..... 3-6 (.333)

2010s:..... 25-22 (.532)

Total:..... 34-28 (.548)

Central Division / American League

DETROIT TIGERS

Comerica Park • 2100 Woodward Avenue • Detroit, MI 48201
(313) 471-2000 • (313) 471-2103 (Press Box) • tigers.com

President and CEO, Ilitch Holdings Inc./Chairman and CEO:..... Christopher Ilitch
Executive VP, Baseball Operations & General Manager:..... Al Avila
Vice President, Communications:..... Ron Colangelo
Direct Phone:..... (313) 471-2024
Manager, Communications:..... Ben Fidelman
Direct Phone:..... (313) 471-2227
Bilingual Coordinator, Media Relations:..... Carlos Guillén
Direct Phone:..... (313) 471-2142
Stadium (Year Opened):..... Comerica Park (2000)
Capacity/Dimensions:..... 41,083/345—420—330

SERIES RECORDS

Longest Winning Streak, Astros:..... 8 (September 10, 2018-August 20, 2018)
Longest Winning Streak, Tigers:..... 7 (June 28, 2009-May 14, 2013)
Largest Margin of Victory, Astros:..... 7 (3x, last, May 14, 2019, Hou 11, DET 4)
Largest Margin of Victory, Tigers:..... 15 (May 4, 2013, Det 17, HOU 2)
Most Runs Scored by Astros:..... 11 (May 14, 2019 at Detroit)
Most Runs Scored by Tigers:..... 17 (May 4, 2013 at Houston)
Most Runs Scored by Both Teams:..... 20 (July 29, 2016, DET 14, Hou 6)
Longest Game, Innings:..... 14 (May 2, 2013 at Houston)

* home team in CAPS

ASTROS YEAR-BY-YEAR RESULTS

YEAR	HOME	ROAD	TOTAL	YEAR	HOME	ROAD	TOTAL	YEAR	HOME	ROAD	TOTAL
1998	0-0	3-0	3-0	2009	2-1	0-0	2-1	2016	2-1	0-3	2-4
1999	3-0	0-0	3-0	2010	0-4	1-2	1-6	2017	3-1	1-2	4-3
2000	0-0	1-2	1-2	2014	2-1	1-3	3-4	2018	2-1	3-0	5-1
2006	0-0	0-3	0-3	2015	2-1	2-2	4-3	2019	3-1	3-0	6-1



TABLE OF CONTENTS

PLAYERS

PLAYER DEVELOPMENT

2020 REVIEW

OPPONENTS

HISTORY AND RECORDS

SPRING TRAINING

MEDIA INFORMATION

MINUTE MAID PARK



MANAGER MIKE MATHENY

2nd season in Kansas City (26-34)
8th season overall (617-508)

KANSAS CITY IN 2019

Record: 26-34
Finish: 4th, AL Central

ASTROS ALL-TIME SERIES RESULTS

Overall: 42-32
at HOU: 18-19
at KC: 24-13

ASTROS RESULTS BY DECADE

1990s: 6-3 (.667)
2000s: 9-6 (.600)
2010s: 27-21 (.563)
Total: 42-32 (.568)

Central Division / American League

KANSAS CITY ROYALS

Kauffman Stadium • One Royal Way • Kansas City, MO 64129
(816) 921-8000 • (816) 504-4391/4392 (Press Box) • royals.com

Chairman/Chief Executive Officer: John Sherman
Senior VP, Baseball Operations/General Manager: Dayton Moore
Senior Advisor, Business Process: Brooks Sherman
VP, Communications & Broadcasting: Mike Swanson
Direct Phone: (816) 504-4713
Assistant Director, Communications: Mike Cummings
Direct Phone: (816) 504-4368
Manager, Communications & Broadcasting: Nick Kappel
Direct Phone: (816) 504-4362
Stadium (Year Opened): Kauffman Stadium (1973)
Capacity/Dimensions: 37,903/330—410—330
Sr. Director of Team Travel/Clubhouse Operations: Jeff Davenport

SERIES RECORDS

Longest Winning Streak, Astros: 7 (May 26, 2014-July 24, 2015)
Longest Winning Streak, Royals: 6 (June 7, 2013-April 17, 2014)
Largest Margin of Victory, Astros: 9 (3x, last, September 15, 2019, Hou 12, KC 3)
Largest Margin of Victory, Royals: 10 (May 7, 2019, Kc 12, HOU 2)
Most Runs Scored by Astros: 14 (July 8, 2001 at Kansas City)
Most Runs Scored by Royals: 15 (June 15, 2010 at Kansas City)
Most Runs Scored by Both Teams: 22 (June 15, 2010, KC 15, Hou 7)
Longest Game, Innings: 12 (2x, last, June 23, 2018 at Kansas City)

* home team in CAPS

ASTROS YEAR-BY-YEAR RESULTS

YEAR	HOME	ROAD	TOTAL	YEAR	HOME	ROAD	TOTAL	YEAR	HOME	ROAD	TOTAL
1997	0-0	1-2	1-2	2006	1-2	0-0	1-2	2015	3-0	1-2	4-2
1998	2-1	0-0	2-1	2009	1-2	0-0	1-2	2016	1-3	2-1	3-4
1999	0-0	3-0	3-0	2010	0-0	1-2	1-2	2017	1-2	2-2	3-4
2000	2-1	0-0	2-1	2012	1-2	0-0	1-2	2018	2-1	3-0	5-1
2001	0-0	3-0	3-0	2013	2-1	0-3	2-4	2019	2-1	3-0	5-1
2005	0-0	2-1	2-1	2014	0-3	3-0	3-3				



MANAGER JOE MADDON

4th season in Los Angeles (53-58)
18th season overall (1278-1102)

LOS ANGELES IN 2020

Record:..... 26-34
Finish:..... 4th, AL West

ASTROS ALL-TIME SERIES RESULTS

Overall:..... 82-57
at HOU:..... 42-27
at LAA:..... 38-30
at Neutral..... 2-0

ASTROS RESULTS BY DECADE

2000s:..... 3-3 (.500)
2010s:..... 79-54 (.594)
2020s:..... 4-6 (.400)
Total:..... 86-63 (.577)

Western Division / American League

LOS ANGELES ANGELS

Angel Stadium • 2000 Gene Autry Way • Anaheim, CA 92806
(714) 940-2000 • (714) 940-2014 (Media Relations) • angels.com

Owners:.....Arte and Carol Moreno
Chairman:.....Dennis Kuhl
President:.....John Carpino
Executive Vice President:.....Dana Wells
General Manager:.....Perry Minasian
Director, Communications:.....Adam Chodzko
Direct Phone:.....(714) 940-2128
Manager, Communications:.....Matt Birch
Direct Phone:.....(714) 940-2092
Manager, Communications.....Grace McNamee
Direct Phone.....(714)-940-2129
Stadium (Year Opened):.....Angel Stadium (1966)
Capacity/Dimensions:.....45,477 /347—396—348

SERIES RECORDS

Longest Winning Streak, Astros:..... 11 (May 28-July 24, 2016)
Longest Winning Streak, Angels:..... 4 (2x, last, July 3-6, 2014)
Largest Margin of Victory, Astros:..... 12 (May 4, 2019, Hou 14, LAA 2)
Largest Margin of Victory, Angels:..... 10 (April 04, 2014, LAA 11, HOU 1)
Most Runs Scored by Astros:..... 14 (May 4, 2019 at Los Angeles#)
Most Runs Scored by Angels:..... 14 (July 22, 2018 at LAA)
Most Runs Scored by Both Teams:..... 19 (2x, last, July 22, 2018, LAA 14, Hou 5)
Longest Game, Innings:..... 13 (2x, last, May 29, 2016 at Los Angeles)
** home team in CAPS #in Monterrey, Mexico*

2020 SERIES REVIEW

Date	G	Opp	Score	Rec	Pos	GB	Astros POR	Angels POR	Save	Attend
7/31	7	@LAA	W 9-6	4-3	1st	(0.5)	Bielak (1-0)	Andriese (0-1)	Scrubbs (1)	0
8/1	8	@LAA	L 4-5 (10)	4-4	T-1st	(0.5)	Rodriguez (0-1)	Buchter (2-0)	-	0
8/2	9	@LAA	W 6-5 (11)	5-4	2nd	0.5	Taylor (1-0)	Barnes (0-2)	-	0
8/24	29	LAA	W 11-4	16-13	2nd	3.5	Valdez (3-2)	Sandoval (0-4)	-	0
8/25	30	LAA	W 6-3 (7)	17-13	2nd	3.0	Javier (3-1)	Suarez (0-2)	Pressly (4)	0
8/25	31	LAA	L 5-12 (7)	17-14	2nd	4.0	Bielak (3-2)	Peña (2-0)	-	0
8/29	32	OAK	W 4-2 (7)	18-14	2nd	3.5	McCullers Jr. (3-2)	Bassitt (2-2)	Pressly (5)	0
9/4	37	@LAA	L 5-6 (11)	21-16	2nd	2.0	Raley (0-1)	Andriese (2-2)	-	0
9/5	38	@LAA	L 9-10 (7)	21-17	2nd	3.0	Paredes (1-2)	Peña (3-0)	-	0
9/5	39	@LAA	L 6-7 (7)	21-18	2nd	3.5	Castellanos (0-1)	Ramirez (1-0)	Buttrey (5)	0
9/6	40	@LAA	L 5-9	21-19	2nd	3.5	Valdez (3-3)	Mayers (1-0)	-	0

ASTROS YEAR-BY-YEAR RESULTS

YEAR	HOME	ROAD	TOTAL	YEAR	HOME	ROAD	TOTAL	YEAR	HOME	ROAD	TOTAL
2004	2-1	0-0	2-1	2015	6-3	4-6	10-9	2019	7-2	5-3	14-5
2007	0-0	1-2	1-2	2016	7-3	6-3	13-6	2020	2-1	2-5	4-6
2013	3-6	7-3	10-9	2017	6-4	6-3	12-7				
2014	5-4	2-8	7-12	2018	6-4	7-2	13-6				



TABLE OF CONTENTS

PLAYERS

PLAYER DEVELOPMENT

2020 REVIEW

OPPONENTS

HISTORY AND RECORDS

SPRING TRAINING


MEDIA INFORMATION

MINUTE MAID PARK

Central Division / American League

MINNESOTA TWINS

Target Field • 1 Twins Way • Minneapolis, MN 55403
(612) 659-3400 • (612) 659-3400 (Press Box) • twinsbaseball.com



MANAGER ROCCO BALDELLI

Third season in Minnesota (137-85)
Third full season overall (137-85)

MINNESOTA IN 2020

Record: 36-24
Finish: 1st, AL Central

ASTROS ALL-TIME SERIES RESULTS

Overall: 33-31
at HOU: 17-15
at MIN: 16-17

ASTROS RESULTS BY DECADE

1990s: 4-4 (.500)
2000s: 5-7 (.417)
2010s: 24-20 (.546)
Total: 33-31 (.516)

Executive Chair: Jim Pohlad
President and CEO: Dave St. Peter
President, Baseball Operations: Derek Falvey
Senior VP, General Manager: Thad Levine
Senior Director, Communications: Dustin Morse
Direct Phone: (612) 659-3472
Senior Manager, Communications: Mitch Hestad
Direct Phone: (612) 659-3473
Manager, Communications: Matt Hodson
Direct Phone: (612) 659-3475
Coordinator/Interpreter, Communications: Elvis Martinez
Direct Phone: (612) 659-3478
Stadium (Year Opened): Target Field (2010)
Capacity/Dimensions: 38,544/339—407—328

SERIES RECORDS

Longest Winning Streak, Astros: 7 (Aug. 9, 2017-July 14, 2017)
Longest Winning Streak, Twins: 5 (Aug. 2-Sept. 3, 2013)
Largest Margin of Victory, Astros: 12 (May 4, 2016, HOU 16, MIN 4)
Largest Margin of Victory, Twins: 8 (June 7, 2014, MIN 8, HOU 0)
Most Runs Scored by Astros: 17 (May 31, 2017 at Minnesota)
Most Runs Scored by Twins: 13 (June 6, 1999 at Minnesota)
Most Runs Scored by Both Teams: 24 (May 29, 2017, HOU 16, MIN 8)
Longest Game, Innings: 13 (Aug. 2, 2013 at Minnesota)

* home team in CAPS

2020 WILD CARD SERIES REVIEW

Date	G	Opp	Score	Rec	Pos	GB	Astros POR	Twins POR	Save	Attend
9/29	1	@MIN	W 4-1	1-0	-	-	Valdez (1-0)	Romo (0-1)	-	0
9/30	2	@MIN	W 3-1	2-0	-	-	Javier (1-0)	Stashak (0-1)	Pressly (1)	0

ASTROS YEAR-BY-YEAR RESULTS

YEAR	HOME	ROAD	TOTAL	YEAR	HOME	ROAD	TOTAL	YEAR	HOME	ROAD	TOTAL
1997	1-2	0-0	1-2	2006	1-2	0-0	1-2	2016	2-1	3-1	5-2
1998	1-1	0-0	1-1	2009	0-0	2-1	2-1	2017	2-1	3-0	5-1
1999	0-0	2-1	2-1	2013	1-2	0-3	1-5	2018	3-0	1-2	4-2
2000	1-2	0-0	1-2	2014	1-2	2-1	3-3	2019	2-1	1-3	3-4
2001	0-0	1-2	1-2	2015	2-1	1-2	3-3				



MANAGER AARON BOONE

Third season in New York (236-148)
Third full season overall (236-148)

NEW YORK IN 2020

Record:.....33-27
Finish:.....2nd, AL East

ASTROS ALL-TIME SERIES RESULTS

Overall:.....23-32
at HOU:.....11-15
at NYY:.....12-15

ASTROS RESULTS BY DECADE

2000s:.....1-5 (.167)
2010s:.....22-27 (.449)
Total:.....23-32 (.418)

Eastern Division / American League

NEW YORK YANKEES

Yankee Stadium • One East 161st Street • Bronx, NY 10451
(718) 579-4460 • (718) 579-4460 (Press Box) • yankees.com

Managing General Partner/ Co-Chairperson:.....Harold Z. (Hal) Steinbrenner
General Partner/ Vice Chairperson:.....Jennifer Steinbrenner Swindal
General Partner/ Vice Chairperson:.....Jessica Steinbrenner
President:.....Randy Levine, Esq.
Senior Vice President, General Manager:.....Brian Cashman
Vice President, Communications & Media Relations:.....Jason Zillo
Direct Phone:.....(718) 579-4515
Director, Communications & Media Relations:.....Michael Margolis
Direct Phone:.....(718) 579-4503
Assistant Director, Baseball Information:.....Lauren Moran
Direct Phone:.....(646) 977-8993
Stadium (Year Opened):.....Yankee Stadium (2009)
Capacity/Dimensions:.....46,537/318—408—314

SERIES RECORDS

Longest Winning Streak, Astros:.....3 (3x, last, April 8-10, 2019)
Longest Winning Streak, Yankees:.....7 (June 12, 2003-June 13, 2010)
Largest Margin of Victory, Astros:.....14 (Aug. 25, 2015, HOU 15, NYY 1)
Largest Margin of Victory, Yankees:.....13 (June 15, 2008, NYY 13, HOU 0)
Most Runs Scored by Astros:.....15 (Aug. 25, 2015 at New York)
Most Runs Scored by Yankees:.....16 (April 6, 2016 at New York)
Most Runs Scored by Both Teams:.....22 (April 6, 2016, NYY 16, HOU 6)
Longest Game, Innings:.....14 (Sept. 29, 2013 at Houston)

* home team in CAPS

ASTROS YEAR-BY-YEAR RESULTS

YEAR	HOME	ROAD	TOTAL	YEAR	HOME	ROAD	TOTAL	YEAR	HOME	ROAD	TOTAL
2003	0-0	1-2	1-2	2014	2-1	2-1	4-2	2018	1-3	1-2	2-5
2008	0-3	0-0	0-3	2015	2-2	2-1	4-3	2019	3-0	1-3	4-3
2010	0-0	0-3	0-3	2016	1-2	1-2	2-4				
2013	0-3	1-2	1-5	2017	2-1	3-1	5-2				



TABLE OF CONTENTS

PLAYERS

PLAYER DEVELOPMENT

2020 REVIEW

OPPONENTS

HISTORY AND RECORDS

SPRING TRAINING

MEDIA INFORMATION

MINUTE MAID PARK

Western Division / American League

OAKLAND ATHLETICS

Oakland Coliseum • 7000 Coliseum Way • Oakland, CA 94621
(510) 638-4900 • athletics.com



MANAGER BOB MELVIN

11th season in Oakland (767-688)
18th season overall (1260-1196)

OAKLAND IN 2020

Record: 36-24
Finish: 1st, AL West
at HOU: 0-2
at OAK: 7-1

ASTROS ALL-TIME SERIES RESULTS

Overall: 74-75
at HOU: 39-33
at OAK: 35-42

ASTROS RESULTS BY DECADE

2000s: 1-5 (.167)
2010s: 70-63 (.526)
2020s: 3-7 (.300)
Total: 74-75 (.497)

Owner/Managing Partner: John Fisher
President: Dave Kaval
Executive Vice President, Baseball Operations: Billy Beane
General Manager: David Forst
Director, Baseball Communications: Fernando Alcalá
Direct Phone: (510) 563-2236
Manager, Baseball Information: Mike Selleck
Direct Phone: (510) 563-2233
Manager, Baseball Communications: Mark Ling
Direct Phone: (510) 746-4418
Coordinator, Baseball Communications: Olivia Hummer
Direct Phone: (510) 563-2207
Stadium (Year Opened): Oakland Coliseum (1968)
Capacity/Dimensions: 46,847/330—400—330

SERIES RECORDS

Longest Winning Streak, Astros: 10 (July 20, 2016-April 28, 2017)
Longest Winning Streak, Athletics: 12 (June 13, 2007-July 22, 2013)
Largest Margin of Victory, Astros: 15 (Sept. 9, 2019, HOU 15, Oak 0)
Largest Margin of Victory, Athletics: 14 (Sept. 10, 2019, Oak 21, HOU 7)
Most Runs Scored by Astros: 16 (May 7, 2018 at Oakland)
Most Runs Scored by Athletics: 21 (Sept. 10, 2019 at Houston)
Most Runs Scored by Both Teams: 28 (Sept. 10, 2019, Oak 21, HOU 7)
Longest Game, Innings: 13 (Aug. 7, 2020 at Oakland)

* home team in CAPS

2020 SERIES REVIEW

Date	G	Opp	Score	Rec	Pos	GB	Astros POR	Athletics POR	Save	Attend
8/7	13	@OAK	L 2-3 (13)	6-7	2nd	3.5	Sneed (0-2)	Wendelken (1-0)	-	0
8/8	14	@OAK	L 1-3	6-8	2nd	4.5	Valdez (0-2)	Montas (2-1)	Hendriks (5)	0
8/9	15	@OAK	L 2-7	6-9	3rd	5.5	Javier (1-1)	Luzardo (1-0)	-	0
8/29	32	OAK	W 4-2 (7)	18-14	2nd	3.5	McCullers Jr. (3-2)	Bassitt (2-2)	Pressly (5)	0
8/29	33	OAK	W 6-3 (7)	19-14	2nd	2.5	Greinke (2-0)	Montas (2-3)	Pressly (6)	0
9/7	41	@OAK	L 0-6	21-20	2nd	4.5	Javier (4-2)	Bassitt (3-2)	-	0
9/8	42	OAK	L 2-4 (7)	21-21	2nd	5.5	Greinke (3-1)	Montas (3-3)	Hendriks (11)	0
9/8	43	@OAK	W 5-4 (7)	22-21	2nd	4.5	Paredes (2-2)	Wendelken (1-1)	Pressly (8)	0
9/9	44	@OAK	L 2-3	22-22	2nd	5.5	Pressly (1-2)	Hendriks (3-0)	-	0
9/10	45	@OAK	L 1-3	22-23	2nd	6.5	Urquidy (0-1)	Manaea (4-2)	Hendriks (12)	0

2020 DIVISION SERIES REVIEW

Date	G	Opp	Score	Rec	Pos	GB	Astros POR	Athletics POR	Save	Attend
10/5	1	@OAK	W 10-5	1-0	-	-	Taylor (1-0)	Wendelken (0-1)	-	0
10/6	2	@OAK	W 5-2	2-0	-	-	Valdez (1-0)	Manaea (0-1)	Pressly (1)	0
10/7	3	OAK	L 7-9	2-1	-	-	Raley (0-1)	Hendriks (1-0)	-	0
10/8	4	OAK	W 11-6	3-1	-	-	Javier (1-0)	Montas (0-1)	-	0

ASTROS YEAR-BY-YEAR RESULTS

YEAR	HOME	ROAD	TOTAL	YEAR	HOME	ROAD	TOTAL	YEAR	HOME	ROAD	TOTAL
2002	0-0	0-3	0-3	2015	5-4	5-5	10-9	2019	6-4	5-4	11-8
2007	1-2	0-0	1-2	2016	8-2	5-4	13-6	2020	2-0	1-7	3-7
2013	1-8	3-7	4-15	2017	6-3	6-4	12-7				
2014	5-5	3-6	8-11	2018	5-5	7-2	12-7				



MANAGER SCOTT SERVAIS

Sixth season in Seattle (348-360)
Sixth season overall (348-360)

SEATTLE IN 2020

Record:..... 27-33
Finish:..... 3rd, AL West
at HOU:..... 1-6
at SEA:..... 2-1

ASTROS ALL-TIME SERIES RESULTS

Overall:..... 95-57
at HOU:..... 48-33
at SEA:..... 47-24

ASTROS RESULTS BY DECADE

2000s:..... 6-3 (.667)
2010s:..... 82-51 (.617)
2020s:..... 7-3 (.700)
Total:..... 95-57 (.625)

Western Division / American League

SEATTLE MARINERS

T-Mobile Park • 1250 First Avenue South • Seattle, WA 98134
(206) 346-4000 • (206) 346-4639 (Press Box) • mariners.com

Chairman & Managing Partner:..... John Stanton
President & CEO:..... Kevin Mather
Executive VP & General Manager, Baseball Operations:..... Jerry Dipoto
VP & Assistant General Manager, Baseball Operations:..... Justin Hollander
Director, Major League Operations:..... Jack Mosimann
Senior Vice President, Marketing and Communications:..... Kevin Martinez
Direct Phone:..... (206) 346-4426
Vice President, Communications:..... Tim Hevly
Direct Phone:..... (206) 346-4402
Senior Director, Public Information:..... Rebecca Hale
Direct Phone:..... (206) 346-4360
Senior Manager, Baseball Information:..... Kelly Munro
Direct Phone:..... (206) 346-4401
Coordinator, Baseball Information:..... Adam Gresch
Direct Phone:..... (206) 346-4404
Coordinator, Baseball Information:..... Ian Craft
Direct Phone:..... (206) 346-4408
Stadium (Year Opened):..... T-Mobile Park (1999)
Capacity/Dimensions:..... 47,480/331—401—326

SERIES RECORDS

Longest Winning Streak, Astros:..... 15 (June 6, 2019-July 26, 2020)
Longest Winning Streak, Mariners:..... 6 (July 19-Aug. 31, 2013)
Largest Margin of Victory, Astros:..... 20 (Sept. 8, 2019, HOU 21, Sea 1)
Largest Margin of Victory, Mariners:..... 13 (June 5, 2019, SEA 14, Hou 1)
Most Runs Scored by Astros:..... 21 (Sept. 8, 2019 at Houston)
Most Runs Scored by Mariners:..... 14 (June 5, 2019 at Seattle)
Most Runs Scored by Both Teams:..... 25 (April 9, 2013, Hou 16, SEA 9)
Longest Game, Innings:..... 14 (June 6, 2019 at Seattle)
** home team in CAPS*

2020 SERIES REVIEW

Date	G	Opp	Score	Rec	Pos	GB	Astros POR	Mariners POR	Save	Attend
7/24	1	SEA	W 8-2	1-0	T-1st	(1.0)	Verlander (1-0)	Gonzales (0-1)	-	0
7/25	2	SEA	W 7-2	2-0	1st	(1.0)	McCullers Jr. (1-0)	Walker (0-1)	-	0
7/26	3	SEA	L 6-7	2-1	T-1st	(1.0)	Devenski (0-1)	Altavilla (1-0)	Williams (1)	0
7/27	4	SEA	W 8-5	3-1	T-1st	(1.5)	Bielak (1-0)	Graveman (0-1)	Osuna (1)	0
8/14	19	SEA	W 11-1	9-10	3rd	4.5	Valdez (1-0)	Cortes (0-1)	-	0
8/15	20	SEA	W 2-1	10-10	3rd	4.5	Javier (2-1)	Margevicius (0-1)	Pressly (2)	0
8/16	21	SEA	W 3-2	11-10	2nd	4.5	Pressly (1-1)	Swanson (0-2)	-	0
9/21	54	@SEA	L 1-6	27-27	2nd	6.5	McCullers Jr. (3-3)	Gonzales (7-2)	-	0
9/22	55	@SEA	W 6-1	28-27	2nd	5.5	Valdez (5-3)	Sadler (1-2)	-	0
9/23	56	@SEA	L 2-3	28-28	2nd	6.5	Greinke (3-3)	Margevicius (2-3)	Hirano (4)	0

ASTROS YEAR-BY-YEAR RESULTS

YEAR	HOME	ROAD	TOTAL	YEAR	HOME	ROAD	TOTAL	YEAR	HOME	ROAD	TOTAL
2002	1-2	0-0	1-2	2014	3-6	6-4	9-10	2018	2-7	7-3	9-10
2004	0-0	2-1	2-1	2015	7-3	5-4	12-7	2019	10-0	8-1	18-1
2007	3-0	0-0	3-0	2016	6-4	5-4	11-8	2020	6-1	1-2	7-3
2013	3-7	6-3	9-10	2017	7-3	7-2	14-5				



TABLE OF CONTENTS

PLAYERS

PLAYER DEVELOPMENT

2020 REVIEW

OPPONENTS

HISTORY AND RECORDS

SPRING TRAINING

MEDIA INFORMATION

MINUTE MAID PARK



MANAGER KEVIN CASH

Seventh season in Tampa Bay (454-413)
Seventh season overall (454-413)

TAMPA BAY IN 2020

Record: 40-20
Finish: 1st, AL East

ASTROS ALL-TIME SERIES RESULTS

Overall: 24-36
at HOU: 15-18
at TB: 9-18

ASTROS RESULTS BY DECADE

2000s: 5-1 (.833)
2010s: 19-35 (.352)
Total: 24-36 (.400)

Eastern Division / American League

TAMPA BAY RAYS

Tropicana Field • One Tropicana Drive • St. Petersburg, FL 33705
(727) 825-3242 • raysbaseball.com

Principal Owner: Stuart Sternberg
President: Brian Auld
Vice President: Matt Silverman
Vice President, Communications: Dave Haller
Direct Phone: (727) 825-3485
Director, Communications: Ryan Sheets
Direct Phone: (727) 825-3237
Manager, Baseball Communications: Craig Vanderkam
Direct Phone: (727) 825-3473
Manager, Communications: Karly Fisher
Direct Phone: (727) 825-3484
Spanish Translator: Manny Navarro
Direct Phone: (727) 825-3344
Stadium (Year Opened): Tropicana Field (1990)
Capacity/Dimensions: 25,025/315—404—322

SERIES RECORDS

Longest Winning Streak, Astros: 4 (June 6, 2003-June 20, 2008)
Longest Winning Streak, Rays: 7 (May 22, 2010-July 2, 2013)
Largest Margin of Victory, Astros: 7 (July 31, 2017 at Houston)
Largest Margin of Victory, Rays: 12 (July 1, 2013, TB 12, HOU 0)
Most Runs Scored by Astros: 14 (July 31, 2017 at Houston)
Most Runs Scored by Rays: 14 (June 26, 2011 at Houston)
Most Runs Scored by Both Teams: 24 (June 26, 2011, TB 14, HOU 10)
Longest Game, Innings: 13 (Aug. 19, 2015 at Houston)

* home team in CAPS

2020 LEAGUE CHAMPIONSHIP SERIES REVIEW

Date	G	Opp	Score	Rec	Pos	GB	Astros POR	Rays POR	Save	Attend
10/11	1	@TB	L 1-2	0-1	-	-	Valdez (0-1)	Snell (1-0)	Castillo (1)	0
10/12	2	@TB	L 2-4	0-2	-	-	McCullers Jr. (0-1)	Morton (1-0)	Anderson (1)	0
10/13	3	TB	L 2-5	0-3	-	-	Urquidy (0-1)	Yarbrough (1-0)	Castillo (2)	0
10/14	4	TB	W 4-3	1-3	-	-	Greinke (1-0)	Glasnow (0-1)	Pressly (1)	0
10/15	5	TB	W 4-3	2-3	-	-	Pressly (1-0)	Anderson (0-1)	-	0
10/16	6	@TB	W 7-4	3-3	-	-	Valdez (1-1)	Snell (1-1)	Pressly (2)	0
10/17	7	@TB	L 2-4	3-4	-	-	McCullers Jr. (0-2)	Morton (2-0)	Fairbanks (1)	0

ASTROS YEAR-BY-YEAR RESULTS

YEAR	HOME	ROAD	TOTAL	YEAR	HOME	ROAD	TOTAL	YEAR	HOME	ROAD	TOTAL
2003	3-0	0-0	3-0	2013	1-3	1-2	2-5	2017	1-3	2-1	3-4
2008	0-0	2-1	2-1	2014	1-2	1-3	2-5	2018	2-1	1-3	3-4
2010	1-2	0-0	1-2	2015	2-2	0-3	2-5	2019	2-1	1-3	3-4
2011	0-3	0-0	0-3	2016	2-1	1-2	3-3				



MANAGER CHRIS WOODWARD

Third season in Texas (100-122)
Third full season overall (100-122)

TEXAS IN 2020

Record:..... 22-38
Finish:..... 5th, AL West
at HOU:..... 2-4
at TEX:..... 3-1

ASTROS ALL-TIME SERIES RESULTS

Overall:..... 95-120
at HOU:..... 50-58
at TEX:..... 45-62

ASTROS RESULTS BY DECADE

2000s:..... 26-28 (481)
2010s:..... 64-87 (424)
2020s:..... 5-5 (500)
Total:..... 95-125 (432)

Western Division / American League

TEXAS RANGERS

Globe Life Field • 734 Stadium Drive • Arlington, TX 76011
(817) 533-1972 • (817) 533-1914 (Press Box) • texasrangers.com

Chairman and Managing Partner:..... Ray Davis
Chairman, Executive Committee:..... Bob Simpson
Chief Operating Officer and President, Business Operations:..... Neil Leibman
President, Baseball Operations:..... Jon Daniels
Executive Vice President and General Manager:..... Chris Young
Executive Vice President, Communications:..... John Blake
Direct Phone:..... (817) 533-1656
Senior Director, Communications:..... Rich Rice
Direct Phone:..... (817) 533-1657
Manager, Baseball Information:..... Matt Mallian
Direct Phone:..... (817) 533-1662
Coordinator, Media Services:..... Kate Munson
Direct Phone:..... (817) 533-1660
Coordinator, Communications:..... Tyler Strachan
Direct Phone:..... (817) 533-1663
Stadium (Year Opened):..... Globe Life Field (2020)
Capacity/Dimensions:..... 40,518/329—407—326

SERIES RECORDS

Longest Winning Streak, Astros:..... 8 (May 12-July 4, 2018)
Longest Winning Streak, Rangers:..... 12 (July 7, 2013-April 11, 2014)
Largest Margin of Victory, Astros:..... 11 (2x, last, Sept. 26, 2017, Hou 14, TEX 3)
Largest Margin of Victory, Rangers:..... 15 (2x, last, May 21, 2005, TEX 18, Hou 3)
Most Runs Scored by Astros:..... 15 (May 12, 2019 at Houston)
Most Runs Scored by Rangers:..... 18 (2x, last, May 21, 2005 at Texas)
Most Runs Scored by Both Teams:..... 24 (May 16, 2008, TEX 16, Hou 8)
Longest Game, Innings:..... 14 (April 12, 2015 at Texas)

* home team in CAPS

2020 SERIES REVIEW

Date	G	Opp	Score	Rec	Pos	GB	Astros POR	Rangers POR	Save	Attend
9/1	34	TEX	L 5-6 (10)	19-15	2nd	3.0	Taylor (1-1)	Hernández (5-0)	Montero (7)	0
9/2	35	TEX	W 2-1	20-15	2nd	2.5	Javier (4-1)	Allard (0-4)	Pressly (7)	0
9/3	36	TEX	W 8-4	21-15	2nd	2.0	Greinke (3-0)	Lynn (4-2)	-	0
9/15	48	TEX	W 4-1	24-24	2nd	5.5	Urquidy (1-1)	Goody (0-1)	Pressly (10)	0
9/16	49	TEX	L 0-1	24-25	2nd	6.5	Pressly (1-3)	Gibson (2-5)	-	0
9/17	50	TEX	W 2-1	25-25	2nd	6.0	Valdez (4-3)	Lyles (1-5)	Raley (1)	0
9/24	57	@TEX	W 12-4	29-28	2nd	5.5	Javier (5-2)	Lynn (6-3)	-	0
9/25	58	@TEX	L 4-5 (10)	29-29	2nd	6.5	Paredes (3-3)	Martin (1-1)	-	0
9/26	59	@TEX	L 1-6	29-30	2nd	6.0	Bielak (3-3)	Herget (1-0)	-	0
9/27	60	@TEX	4-8	29-31	2nd	7.0	De Jong (0-1)	Benjamin (2-1)	-	0

ASTROS YEAR-BY-YEAR RESULTS

YEAR	HOME	ROAD	TOTAL	YEAR	HOME	ROAD	TOTAL	YEAR	HOME	ROAD	TOTAL
2001	1-2	2-1	3-3	2008	2-1	1-2	3-3	2015	4-5	2-8	6-13
2002	2-1	2-1	4-2	2009	0-3	1-2	1-5	2016	2-7	2-8	4-15
2003	1-2	3-0	4-2	2010	0-3	1-2	1-5	2017	5-5	7-2	12-7
2004	2-1	1-2	3-3	2011	1-2	1-2	2-4	2018	3-6	9-1	12-7
2005	2-1	0-3	2-4	2012	1-2	0-3	1-5	2019	9-0	4-6	13-6
2006	2-1	2-1	4-2	2013	1-9	1-8	2-17	2020	4-2	1-3	5-5
2007	1-2	1-2	2-4	2014	7-3	4-5	11-8				



MANAGER CHARLIE MONTYOY

Third season in Toronto (99-123)
Third full season overall (99-123)

TORONTO IN 2020

Record: 32-28
Finish: 3rd, AL East

ASTROS ALL-TIME SERIES RESULTS

Overall: 30-23
at HOU: 19-8
at TOR: 11-15

ASTROS RESULTS BY DECADE

2000s: 3-0 (1,000)
2010s: 27-23 (.540)
Total: 30-23 (.566)

Eastern Division / American League

TORONTO BLUE JAYS

Rogers Centre • 1 Blue Jays Way • Toronto, Ontario M5V 1J1
(416) 341-1000 • (416) 341-1178 (Press Box) • bluejays.com

Chairman, Toronto Blue Jays: Edward Rogers
Vice Chairman, Rogers Communications Inc.: Phil Lind
President & CEO: Joe Natale
President & CEO: Mark A. Shapiro
Vice President, Baseball Operations & General Manager: Ross Atkins
Director, Communications: Jessica Beard
Direct Phone: (416) 357-3147
Communications Advisor & Liaison: Richard Griffin
Direct Phone: (416) 433-9600
Manager, Communications: Madeleine Davidson
Direct Phone: (416) 464-2441
Stadium (Year Opened): Rogers Centre (1989)
Capacity/Dimensions: 49,286/328—400—328

SERIES RECORDS

Longest Winning Streak, Astros: 7 (Aug. 1, 2014-May 17, 2015)
Longest Winning Streak, Blue Jays: 3 (4x, last, Aug. 2-4, 2016)
Largest Margin of Victory, Astros: 18 (July 9, 2017, Hou 19, TOR 1)
Largest Margin of Victory, Blue Jays: 12 (June 16, 2019, Tor 12, HOU 0)
Most Runs Scored by Astros: 19 (July 9, 2017 at Toronto)
Most Runs Scored by Blue Jays: 12 (2x, last, June 15, 2019 at Houston)
Most Runs Scored by Both Teams: 23 (Aug. 4, 2017, HOU 16, Tor 7)
Longest Game, Innings: 14 (Aug. 1, 2016 at Houston)

* home team in CAPS

ASTROS YEAR-BY-YEAR RESULTS

YEAR	HOME	ROAD	TOTAL	YEAR	HOME	ROAD	TOTAL	YEAR	HOME	ROAD	TOTAL
2005	3-0	0-0	3-0	2014	3-1	1-2	4-3	2017	2-1	2-2	4-3
2011	0-0	2-1	2-1	2015	4-0	0-3	4-3	2018	2-1	2-1	4-2
2013	2-1	1-3	3-4	2016	1-3	1-2	2-5	2019	2-1	2-1	4-2

TABLE OF CONTENTS

PLAYERS

PLAYER DEVELOPMENT

2020 REVIEW

OPPONENTS

HISTORY AND RECORDS

SPRING TRAINING

MEDIA INFORMATION

MINUTE MAID PARK



MANAGER TOREY LOVULLO

Fifth season in Arizona (285-261)
Fifth full season overall (285-261)

ARIZONA IN 2020

Record: 25-35
Finish: 5th, NL West
at HOU: 1-2
at ARI: 2-1

ASTROS ALL-TIME SERIES RESULTS

Overall: 60-76
at HOU: 30-35
at ARI: 30-41

ASTROS RESULTS BY DECADE

1990s: 9-9 (500)
2000s: 29-23 (426)
2010s: 19-25 (432)
2020s: 3-3 (450)
Total: 60-76 (441)

Western Division / National League

ARIZONA DIAMONDBACKS

Chase Field • 401 E. Jefferson St. • Phoenix, AZ 85001
(602) 462-6500 • (602) 462-4565 (Press Box) • dbacks.com

Managing General Partner: Ken Kendrick
President and CEO: Derrick Hall
EVP and General Manager: Mike Hazen
SVP and Assistant GM: Amiel Sawdaye
Senior VP, Content and Communications: Josh Rawitch
Direct Phone: (602) 462-6746
Senior Director, Communications: Casey Wilcox
Direct Phone: (602) 462-6661
Director, Player and Media Relations: Patrick O'Connell
Direct Phone: (602) 462-6586
Stadium (Year Opened): Chase Field (1998)
Capacity/Dimensions: 48,405/330—407—335
Senior Director of Team Travel: Roger Riley

SERIES RECORDS

Longest Winning Streak, Astros: 4 (3x, last, Aug. 1-Oct. 3, 2015)
Longest Winning Streak, Diamondbacks: 9 (Aug. 9, 2011-Aug. 19, 2012)
Largest Margin of Victory, Astros: 16 (Oct. 2, 2015, Hou 21, ARI 5)
Largest Margin of Victory, Diamondbacks: 10 (2x, last, Aug. 15, 2008, Ari 12, HOU 2)
Most Runs Scored by Astros: 21 (Oct. 2, 2015 at Arizona)
Most Runs Scored by Diamondbacks: 14 (Aug. 28, 2009 at Arizona)
Most Runs Scored by Both Teams: 26 (Oct. 2, 2015, ARI 5, Hou 21)
Longest Game, Innings: 13 (June 5, 2002 at Arizona)
** home team in CAPS*

2020 SERIES REVIEW

Date	G	Opp	Score	Rec	Pos	GB	Astros POR	DBacks POR	Save	Attend
8/4	10	@ARI	W 8-2	6-4	2nd	0.5	Javier (1-0)	Bumgarner (0-2)	-	0
8/5	11	@ARI	L 7-14	6-5	2nd	1.5	McCullers Jr. (1-1)	Ray (1-2)	-	0
8/6	12	@ARI	L 4-5	6-6	2nd	2.5	Pressly (0-1)	Guerra (1-0)	-	0
9/18	51	ARI	L 3-6	25-26	2nd	7.0	Garcia (0-1)	Gallen (2-2)	Crichton (4)	0
9/19	52	ARI	W 3-2	26-26	2nd	7.0	Paredes (3-2)	Weaver (1-8)	Pressly (11)	0
9/20	53	ARI	W 3-2	27-26	2nd	6.0	Taylor (2-1)	Guerra (1-2)	Pressly (12)	0

ASTROS YEAR-BY-YEAR RESULTS

YEAR	HOME	ROAD	TOTAL	YEAR	HOME	ROAD	TOTAL	YEAR	HOME	ROAD	TOTAL
1998	2-1	3-3	5-4	2005	1-2	2-1	3-3	2012	0-3	0-3	0-6
1999	3-3	1-2	4-5	2006	1-2	4-2	5-4	2014	2-0	1-1	3-1
2000	0-3	1-3	1-6	2007	2-1	0-4	2-5	2015	2-1	2-1	4-2
2001	2-1	2-1	4-2	2008	1-2	1-2	2-4	2016	1-1	2-0	3-1
2002	2-1	1-2	3-3	2009	2-1	2-4	4-5	2017	1-1	1-1	2-2
2003	1-2	0-3	1-5	2010	1-3	2-1	3-4	2018	2-1	1-2	3-3
2004	2-2	2-0	4-2	2011	0-3	1-3	1-6	2020	2-1	1-2	3-3



TABLE OF CONTENTS

PLAYERS

PLAYER DEVELOPMENT

2020 REVIEW


OPPONENTS

HISTORY AND RECORDS

SPRING TRAINING

MEDIA INFORMATION

MINUTE MAID PARK



MANAGER BUD BLACK

Fifth season in Colorado (275-272)
14th season overall (924-985)

COLORADO IN 2020

Record:..... 87-75
Finish:..... 4th, NL West
at HOU:..... 0-2
at TEX:..... 0-2

ASTROS ALL-TIME SERIES RESULTS

Overall:..... 97-82
at HOU:..... 61-31
at COL:..... 36-51

ASTROS RESULTS BY DECADE

1990s:..... 33-41 (.446)
2000s:..... 39-26 (.600)
2010s:..... 15-13 (.536)
2020s:..... 4-0 (1.000)
Total:..... 97-82 (.542)

Western Division | National League

COLORADO ROCKIES

Coors Field • 2001 Blake Street • Denver, CO 80205
(303) 292-0200 • rockies.com

Owner/Chairman and CEO: Richard L. Monfort
Executive VP and General Manager: Jeff Bridich
Executive VP/COO: Gregory D. Feasel
Vice President, Communications and Marketing: Jill Campbell
Direct Phone: (303) 312-2223
Supervisor, Communications: Cory Little
Direct Phone: (303) 312-2232
Stadium (Year Opened): Coors Field (1995)
Capacity/Dimensions: 50,144/347—415—350
Senior Director, Major League Operations: Paul Eginis

SERIES RECORDS

Longest Winning Streak, Astros: 7 (Oct. 1, 2004-June 27, 2005)
Longest Winning Streak, Rockies: 6 (Sept. 8, 1996-Apr. 28, 1997)
Largest Margin of Victory, Astros: 13 (Apr. 3, 1998, HOU 15, COL 2)
Largest Margin of Victory, Rockies: 16 (Sept. 25, 2011, COL 19, HOU 3)
Most Runs Scored by Astros: 16 (3x, last, July 28, 1999 at Colorado)
Most Runs Scored by Rockies: 19 (Sept. 25, 2011 at Houston)
Most Runs Scored by Both Teams: 26 (May 13, 2009, HOU 15, COL 11)
Longest Game, Innings: 13 (Sept. 24, 2011 at Houston)

* home team in CAPS

2020 SERIES REVIEW

Date	G	Opp	Score	Rec	Pos	GB	Astros POR	Rockies POR	Save	Attend
8/17	22	COL	W 2-1	12-10	2nd	3.5	Bielak (3-0)	Freeland (2-1)	Taylor (1)	0
8/18	23	COL	W 2-1	13-10	2nd	2.5	Scrubbs (1-0)	Diaz (0-1)	-	0
8/19	24	@COL	W 13-6	14-10	2nd	2.5	Valdez (2-2)	Castellani (0-1)	-	0
8/20	25	@COL	W 10-8	15-10	2nd	2.5	Paredes (1-0)	Márquez (2-4)	Pressly (3)	0

ASTROS YEAR-BY-YEAR RESULTS

YEAR	HOME	ROAD	TOTAL	YEAR	HOME	ROAD	TOTAL	YEAR	HOME	ROAD	TOTAL	YEAR	HOME	ROAD	TOTAL
1993	2-4	0-7	2-11	2000	2-1	2-4	4-5	2007	3-1	1-2	4-3	2015	2-0	2-0	4-0
1994	4-3	1-2	5-5	2001	3-0	1-2	4-2	2008	1-2	2-1	3-3	2018	1-1	1-1	2-2
1995	3-2	1-2	4-4	2002	2-1	1-2	3-3	2009	3-1	2-1	5-2	2019	2-0	2-0	4-0
1996	4-3	1-5	5-8	2003	2-1	2-1	4-2	2010	1-1	3-1	4-2	2020	2-0	2-0	4-0
1997	4-2	2-3	6-5	2004	3-0	2-1	5-1	2011	2-2	0-3	2-5				
1998	4-2	1-4	5-6	2005	3-0	2-1	5-1	2012	2-1	0-4	2-5				
1999	3-1	3-1	6-2	2006	2-1	0-3	2-4	2013	1-1	2-0	3-1				



MANAGER DAVE ROBERTS

Six season in Los Angeles (436-273)
Six full season overall (436-274)

LOS ANGELES IN 2020

Record:..... 43-17
Finish:..... 1st, NL West
at HOU:..... 2-0
at LAD:..... 1-1

ASTROS ALL-TIME SERIES RESULTS

Overall:..... 326-392
at HOU:..... 179-173
at LAD:..... 147-219

ASTROS RESULTS BY DECADE

1960s:..... 57-87 (.396)
1970s:..... 76-104 (.422)
1980s:..... 82-93 (.469)
1990s:..... 65-57 (.533)
2000s:..... 32-34 (.485)
2010s:..... 11-13 (.458)
2020s:..... 1-3 (.250)
Total:..... 326-392 (.454)

Western Division | National League

LOS ANGELES DODGERS

Dodger Stadium • 1000 Vin Scully Ave. • Los Angeles, CA 90012
(323) 224-1301 • dodgers.com

Chairman & Owner:..... Mark Walter
President & CEO:..... Stan Kasten
President of Baseball Operations:..... Andrew Friedman
Senior Vice President, Baseball Operations:..... Josh Byrnes
VP & Assistant General Manager:..... Brandon Gomes
VP & Assistant General Manager:..... Jeff Kingston
Senior Director, Public Relations:..... Joe Jareck
Direct Phone:..... (323) 2224-1549
Assistant Director, Public Relations:..... Jon Chapper
Direct Phone:..... (323) 224-1589
Manager, Public Relations:..... Juan Dorado
Direct Phone:..... (323) 224-1342
Stadium (Year Opened):..... Dodger Stadium (1962)
Capacity/Dimensions:..... 56,000/330—395—330

SERIES RECORDS

Longest Winning Streak, Astros:..... 10 (Aug. 5, 1992-May 16, 1993)
Longest Winning Streak, Dodgers:..... 9 (June 22, 1966-May 8, 1967)
Largest Margin of Victory, Astros:..... 14 (Aug. 26, 2003, HOU 18, Lad 4)
Largest Margin of Victory, Dodgers:..... 12 (2x, last, Sept. 14, 1973, Lad 13, HOU 1)
Most Runs Scored by Astros:..... 18 (Aug. 26, 2003 at Houston)
Most Runs Scored by Dodgers:..... 16 (Apr. 5, 1983 at Houston)
Most Runs Scored by Both Teams:..... 26 (Sept. 17, 1972, HOU 15, Lad 11)
Longest Game, Innings:..... 22 (June 3, 1989 at Florida)
** home team in CAPS*

2020 SERIES REVIEW

Date	G	Opp	Score	Rec	Pos	GB	Astros POR	Dodgers POR	Save	Attend
7/28	5	LAD	L 2-5	3-2	T-1st	(1.0)	Valdez (0-1)	Graterol (1-1)	Jansen (1)	0
7/29	6	LAD	L 2-4 (13)	3-3	T-1st	(0.5)	Sneed (0-1)	Santana (1-0)	-	0
9/12	46	@LAD	W 7-5	23-23	2nd	6.5	James (1-0)	Jansen (3-1)	Pressly (9)	0
9/13	47	@LAD	L 1-8	NL West	2nd	6.5	Greinke (3-2)	González (3-0)	-	0

ASTROS YEAR-BY-YEAR RESULTS

YEAR	HOME	ROAD	TOTAL	YEAR	HOME	ROAD	TOTAL	YEAR	HOME	ROAD	TOTAL	YEAR	HOME	ROAD	TOTAL
1962	2-7	4-5	6-12	1976	3-6	2-7	5-13	1990	5-4	4-5	9-9	2004	0-2	1-3	1-5
1963	4-5	1-8	5-13	1977	5-4	4-5	9-9	1991	5-4	3-6	8-10	2005	3-0	1-2	4-2
1964	3-6	4-5	7-11	1978	4-5	3-6	7-11	1992	8-1	5-4	13-5	2006	2-1	1-2	3-3
1965	3-6	2-7	5-13	1979	5-4	5-4	10-8	1993	4-2	5-2	9-4	2007	2-1	2-2	4-3
1966	3-6	4-5	7-11	1980	6-3	3-7	9-10	1994	1-2	0-6	1-8	2008	1-3	3-0	4-3
1967	5-4	5-4	10-8	1981	3-3	1-5	4-8	1995	1-1	2-1	3-2	2009	2-1	2-2	4-3
1968	6-3	5-4	11-7	1982	3-6	4-5	7-11	1996	4-2	2-4	6-6	2010	2-2	0-2	2-4
1969	4-5	2-7	6-12	1983	4-5	2-7	6-12	1997	4-1	3-3	7-4	2011	2-1	2-4	4-5
1970	3-6	5-4	8-10	1984	5-4	4-5	9-9	1998	1-2	2-4	3-6	2012	1-2	1-2	2-4
1971	4-5	4-5	8-10	1985	2-7	4-5	6-12	1999	4-2	2-1	6-3	2015	3-0	-	3-0
1972	3-6	4-5	7-11	1986	7-2	3-6	10-8	2000	1-2	2-4	3-6	2018	-	2-1	2-1
1973	6-3	5-4	11-7	1987	7-2	5-4	12-6	2001	2-1	0-3	2-4	2020	0-2	1-1	1-3
1974	3-6	2-7	5-13	1988	4-5	5-4	9-9	2002	1-2	2-1	3-3				
1975	5-4	1-8	6-12	1989	6-3	4-5	10-8	2003	2-1	2-1	4-2				



TABLE OF CONTENTS

PLAYERS

PLAYER DEVELOPMENT

2020 REVIEW

OPPONENTS

HISTORY AND RECORDS

SPRING TRAINING

MEDIA INFORMATION

MINUTE MAID PARK



MANAGER JAYCE TINGLER

Second season in San Diego (37-23)
Second season overall (37-23)

SAN DIEGO IN 2020

Record: 37-23
Finish: 2nd, NL West
at SD: 3-0

ASTROS ALL-TIME SERIES RESULTS

Overall: 314-286
at HOU: 173-123
at SD: 141-163

ASTROS RESULTS BY DECADE

1960s: 10-8 (.556)
1970s: 106-70 (.602)
1980s: 89-87 (.506)
1990s: 62-67 (.481)
2000s: 34-35 (.493)
2010s: 11-15 (.423)
2020s: 0-3 (.000)
Total: 314-286 (.523)

Western Division | National League SAN DIEGO PADRES

Petco Park • 100 Park Boulevard, San Diego, CA 92101
(619) 795-5265 • (619) 795-5266 (fax) • padres.com

- Executive Chairman: Peter Seidler
- General Partner: Ron Fowler
- Executive VP, General Manager: A.J. Preller
- VP, Assistant General Manager: Fred Uhlman, Jr.
- Vice President, Communications: Craig Hughner
- Direct Phone: (619) 648-7395
- Senior Manager, Media Relations: Darren Feeney
- Direct Phone: (619) 787-4134
- Senior Manager, Business Communications: Danny Sanchez
- Direct Phone: (619) 371-6228
- Stadium (Year Opened): Petco Park (2004)
- Capacity/Dimensions: 40,019/336—396—322
- Director, Player Staff & Services: T.J. Lasita

SERIES RECORDS

- Longest Winning Streak, Astros: 9 (June 22, 1979-Sept. 17, 1979)
 - Longest Winning Streak, Padres: 8 (2x, last, July 29, 1990-Sept. 18, 1990)
 - Largest Margin of Victory, Astros: 12 (Sept. 16, 1997, HOU 15, SD 3)
 - Largest Margin of Victory, Padres: 15 (Apr. 7, 1996, Nym 17, HOU 2)
 - Most Runs Scored by Astros: 15 (Sept. 16, 1997 at Houston)
 - Most Runs Scored by Padres: 18 (July 29, 2007 at Houston)
 - Most Runs Scored by Both Teams: 29 (July 29, 2007, HOU 11, SD 18)
 - Longest Game, Innings: 21 (Sept. 24, 1971 at San Diego)
- * home team in CAPS

2020 SERIES REVIEW

Date	G	Opp	Score	Rec	Pos	GB	Astros POR	Padres POR	Save	Attend
8/21	26	@SD	L 3-4	15-11	2nd	3.5	McCullers Jr. (2-2)	Guerra (1-0)	Pagán (1)	0
8/22	27	@SD	L 2-13	15-12	2nd	3.5	Bielak (3-1)	Davies (4-2)	-	0
8/23	28	@SD	L 3-5	15-13	2nd	4.5	Paredes (1-1)	Stammen (3-1)	Pagán (2)	0

ASTROS YEAR-BY-YEAR RESULTS

YEAR	HOME	ROAD	TOTAL	YEAR	HOME	ROAD	TOTAL	YEAR	HOME	ROAD	TOTAL	YEAR	HOME	ROAD	TOTAL
1969	8-1	2-7	10-8	1981	4-1	7-2	11-3	1993	4-2	4-3	8-5	2005	3-1	1-2	4-3
1970	7-2	7-2	14-4	1982	5-4	4-5	9-9	1994	4-3	1-2	5-5	2006	1-2	2-1	3-3
1971	4-5	6-3	10-8	1983	7-2	4-5	11-7	1995	4-1	3-3	7-4	2007	2-2	2-1	4-3
1972	4-1	8-1	12-2	1984	4-5	2-7	6-12	1996	2-4	4-2	6-6	2008	2-0	1-3	3-3
1973	6-3	4-3	10-6	1985	8-1	4-5	12-6	1997	2-4	4-1	6-5	2009	3-0	3-1	6-1
1974	6-3	5-4	11-7	1986	5-4	5-4	10-8	1998	2-1	3-3	5-4	2010	1-2	1-3	2-5
1975	4-5	5-4	9-9	1987	4-5	1-8	5-13	1999	6-0	2-1	8-1	2011	2-2	1-3	3-5
1976	7-3	3-5	10-8	1988	4-5	2-7	6-12	2000	0-3	2-4	2-7	2012	2-2	1-3	3-5
1977	4-5	4-5	8-10	1989	5-4	3-6	8-10	2001	1-5	2-1	3-6	2015	-	3-0	3-0
1978	5-4	3-6	8-10	1990	3-6	1-8	4-14	2002	2-1	2-1	4-2	2018	2-1	-	2-1
1979	8-1	6-3	14-4	1991	4-5	2-7	6-12	2003	1-2	2-1	3-3	2020	-	0-3	0-3
1980	4-5	7-2	11-7	1992	6-3	1-8	7-11	2004	1-2	1-2	2-4				



MANAGER GABE KAPLER

Second season in San Francisco (29-31)
Fourth season overall (190-194)

SAN FRANCISCO IN 2020

Record:..... 29-31
Finish:..... 3rd, NL West
at HOU:..... 1-2

ASTROS ALL-TIME SERIES RESULTS

Overall:..... 351-378
at HOU:..... 202-165
at SF:..... 149-213

ASTROS RESULTS BY DECADE

1960s:..... 55-89 (.382)
1970s:..... 90-90 (.500)
1980s:..... 98-79 (.554)
1990s:..... 69-57 (.548)
2000s:..... 24-42 (.364)
2010s:..... 9-20 (.310)
2020s:..... 2-1 (.667)
Total:..... 351-378 (.481)

WESTERN Division | National League

SAN FRANCISCO GIANTS

AT&T Park • 24 Willie Mays Plaza • San Francisco, CA 94107
(415) 972-2000 • sfgiants.com

President of Baseball Operations:.....Farhan Zaidi
General Manager:..... Scott Harris
Vice President & Assistant General Manager:.....Jeremy Shelley
Vice President, Media Relations:.....Matt Chisholm
Direct Phone:..... (415) 972-2441
Senior Director, Broadcast Communications and Media Ops.:.....Maria Jacinto
Direct Phone:..... (415) 972-2447
Senior Manager, Hispanic Communications:.....Erwin Higueros
Direct Phone:..... (415) 972-2442
Manager, Media Relations:.....Megan Brown
Direct Phone:..... (415) 972-2440
Stadium (Year Opened):.....Oracle Park (2000)
Capacity/Dimensions:.....41,331/339—391—309

SERIES RECORDS

Longest Winning Streak, Astros:..... 12 (Aug. 8, 1984-June 30, 1985)
Longest Winning Streak, Giants:..... 11 (Sept. 22, 1964-May 22, 1965)
Largest Margin of Victory, Astros:..... 14 (July 7, 1971, Hou 18, SF 4)
Largest Margin of Victory, Giants:..... 14 (April 13, 1991, Sf 16, HOU 2)
Most Runs Scored by Astros:..... 18 (July 7, 1971 at San Francisco)
Most Runs Scored by Giants:..... 16 (2x, last, April 13, 1991 at Houston)
Most Runs Scored by Both Teams:..... 24 (July 15, 1995, Hou 15, SF 9)
Longest Game, Innings:..... 15 (2x, last, May 22, 1981 at Houston)
** home team in CAPS*

2020 SERIES REVIEW

Date	G	Opp	Score	Rec	Pos	GB	Astros POR	Dodgers POR	Save	Attend
8/10	16	SF	W 6-4	7-9	2nd	4.5	McCullers Jr. (2-1)	Webb (1-1)	Pressly (1)	0
8/11	17	SF	L 6-7 (10)	7-10	3rd	4.5	Sneed (0-3)	Gott (1-0)	Rogers (1)	0
8/12	18	SF	W 5-1	8-10	3rd	4.5	Greinke (1-0)	Baragar (0-1)	-	0

ASTROS YEAR-BY-YEAR RESULTS

YEAR	HOME	ROAD	TOTAL	YEAR	HOME	ROAD	TOTAL	YEAR	HOME	ROAD	TOTAL	YEAR	HOME	ROAD	TOTAL
1962	2-7	5-4	7-11	1976	7-2	3-6	10-8	1990	7-2	3-6	10-8	2004	1-2	1-2	2-4
1963	5-4	3-6	8-10	1977	4-5	5-4	9-9	1991	4-5	5-4	9-9	2005	2-2	1-2	3-4
1964	5-4	2-7	7-11	1978	5-4	1-8	6-12	1992	7-2	5-4	12-6	2006	0-3	1-2	1-5
1965	2-7	1-8	3-15	1979	3-6	4-5	7-11	1993	1-6	2-4	3-10	2007	2-1	0-3	2-4
1966	5-4	1-8	6-12	1980	8-1	3-6	11-7	1994	5-1	3-1	8-2	2008	4-0	3-1	7-1
1967	5-4	1-8	6-12	1981	4-2	5-4	9-6	1995	3-1	2-2	5-3	2009	1-2	1-2	2-4
1968	5-4	3-6	8-10	1982	4-5	1-8	5-13	1996	4-2	4-2	8-4	2010	2-4	0-3	2-7
1969	8-1	2-7	10-8	1983	6-3	6-3	12-6	1997	2-3	1-5	3-8	2011	2-1	2-2	4-3
1970	7-2	3-6	10-8	1984	7-2	5-4	12-6	1998	4-2	2-1	6-3	2012	0-3	1-5	1-8
1971	5-4	4-5	9-9	1985	8-1	7-2	15-3	1999	2-1	3-3	5-4	2015	1-1	1-1	2-2
1972	5-4	8-1	13-5	1986	5-4	4-5	9-9	2000	0-6	1-2	1-8	2018	2-0	2-0	4-0
1973	6-3	5-4	11-7	1987	7-2	3-6	10-8	2001	0-3	3-0	3-3	2020	2-1	-	2-1
1974	5-4	5-4	10-8	1988	2-7	5-4	7-11	2002	1-2	0-3	1-5				
1975	1-8	4-5	5-13	1989	6-3	2-7	8-10	2003	1-2	1-2	2-4				


HISTORY AND RECORDS



HISTORY AND RECORDS TABLE OF CONTENTS


Attendance Records.....381	Inside the Park.....373	Rookie Records
All-Star Games in Houston.....414	Opponent Grand Slams.....370	Double Digit Rookie Homers.....366
All-Star Selections.....394	Walk-off Home Runs.....372	Team Records.....353
All-Time Roster	Last Time it Happened.....338	Slowest Starts.....380
By Name.....396	Last Trade With.....407	Stadium History.....329
By Uniform Number.....401	Managerial History.....379	Sweeps.....378
Coaches.....400	Media Wall of Honor.....334	Team Records
Awards	Minute Maid Park Records	Defensive Records.....355
BBWAA Awards.....391	All-Time Batting Leaders.....407	Individual Batting.....344
Cy Young.....392	All-Time Pitching Leaders.....408	Individual Pitching.....347
Gold Glove Winners.....393	Extra-Inning Games.....410	Leaders by Position.....389
Most Valuable Player.....392	Game Time.....410	Team Batting.....349
Players of the Month.....394	Longest/Shortest Home Runs.....409	Team Pitching.....351
Players of the Week.....393	Opponent Career Records.....408	Team Pinch-Hitting.....353
Other Awards.....392	Single Game Records.....409	Triple Plays.....376
Rookie of the Year.....392	Record by Roof Status.....409	Uniform History.....330
Best Records by Game Number.....380	Month-by-Month Records.....377	Win-Loss Records.....380
Broadcasting.....332	No-Hitters.....376	Year-by-Year
Cycles.....368	Offensive Top 10 Charts.....358	Batting Leaders.....362
Doubleheaders.....377	Opening Day	Final Records.....379
Hitting Streaks.....366	Lineups.....386	Games Played Leaders by Position.....389
Home Runs	Start Leaders by Position.....388	League Leaders.....374
At Minute Maid Park.....408	Year-by-Year.....385	Pitching Leaders.....363
Career Grand Slams.....368	Pitching Top 10 Charts.....360	Summaries.....320
Career Leadoff Homers.....368	Postseason	Team Batting.....364
Career Pinch-hit.....368	Game-by-Games.....411	Team Pitching.....365
Career Walk-off.....368	Retired Numbers.....314	20-Game Winners.....376
Grand Slams.....368		

ASTROS RETIRED NUMBERS




32 • JIM UMBRICHT

(#32 RETIRED ON APRIL 12, 1965)



40 • DON WILSON

(#40 RETIRED ON APRIL 13, 1975)




25 • JOSE CRUZ

(#25 RETIRED ON OCT. 3, 1992)



33 • MIKE SCOTT

(#33 RETIRED ON OCT. 3, 1992)



34 • NOLAN RYAN

(#34 RETIRED ON SEPT. 29, 1996)




49 • LARRY DIERKER

(#49 RETIRED ON MAY 19, 2002)



ASTROS RETIRED NUMBERS



24 • JIMMY WYNN

(#24 RETIRED ON JUNE 25, 2005)




5 • JEFF BAGWELL

(#5 RETIRED ON AUG. 26, 2007)



7 • CRAIG BIGGIO

(#7 RETIRED ON AUG. 17, 2008)



42 • JACKIE ROBINSON

(#42 RETIRED PRIOR TO THE 1997 SEASON)

ASTROS HALL OF FAME PRESENTED BY HOUSTON METHODIST

The Astros Hall of Fame presented by Houston Methodist was established in 2019, and resides in Hall of Fame Alley on the main concourse of Minute Maid Park in left-center field. The Astros Hall of Fame was created to give Astros fans an opportunity to celebrate and connect with the greatest individuals and moments in Astros franchise history.

The inaugural Astros Hall of Fame class of 2019 featured 16 individuals: the nine Astros with retired numbers, as well as the members of the Astros Walk of Fame located on Texas Ave. outside Minute Maid Park. Each member of the Astros Hall of Fame has their own custom plaque on display inside Hall of Fame Alley.

In 2021, the Astros will induct another six franchise icons into the Astros Hall of Fame as the Class of 2020: Lance Berkman, Cesar Cedeño, Roy Hofheinz, Roy Oswalt, Billy Wagner and Bob Watson.



TABLE OF CONTENTS

PLAYERS

PLAYER DEVELOPMENT

2020 REVIEW

OPPONENTS


HISTORY AND RECORDS

SPRING TRAINING

MEDIA INFORMATION

MINUTE MAID PARK

ASTROS HALL OF FAME INDUCTEES




14 • 3B BOB ASPROMONTE (1956, 1960-71) CLASS OF 2019

An original member of the Colt .45s franchise, Aspromonte took the first plate appearance in Houston franchise history, as he was the leadoff hitter in the club's inaugural game on April 10, 1962. Aspromonte recorded the first hit, run and stolen base in Houston franchise history, and was an Opening Day starter in all seven of his seasons with Houston. He established a franchise record for grand slams (6), and in 1965 he tallied 14 game-winning hits and a team-high 11 game-winning RBI. Aspromonte also recorded the first regular season homer by an Astros player in the Astrodome on April 24, 1965.




5 • 1B JEFF BAGWELL (1991-2005) CLASS OF 2019

One of two players inducted into the National Baseball Hall of Fame as a member of the Astros, Bagwell played his entire 15-year career with Houston, leading the club to six play-off appearances, four division titles and a National League Pennant (2005). He became the first player in Astros history to be named MVP of his league (1994), and was the first Astros player to win Rookie of the Year (1991). The franchise leader in homers (449), walks (1401) and RBI (1529), Bagwell was also an elite defensive player, winning a Gold Glove Award in 1994. He is the only first baseman in MLB history to record 200 steals and 400 homers.




7 • 2B CRAIG BIGGIO (1988-2007) CLASS OF 2019

The first player to be inducted into the National Baseball Hall of Fame as a member of the Astros, Craig Biggio played all 20 of his Major League seasons with the Astros. He is the only player in Astros history to reach 3,000 total hits, and is the MLB all-time leader in hit by pitches (285) and ranks third all-time in leadoff home runs (53). Biggio was named to seven All-Star teams, won five Silver Slugger Awards and four Gold Gloves. Biggio impacted the community off the field as well with his lifelong dedication to the Sunshine Kids organization, and in 2007 he won MLB's Roberto Clemente Award for his efforts in the community.



25 • LF JOSE CRUZ (1975-87) CLASS OF 2019

Jose "Cheo" Cruz played 19 total seasons in the Majors, including 13 seasons with the Astros where he was a fan favorite. Cruz played in 1,870 games with the Astros, batting .292 with 335 doubles, a franchise-record 80 triples, 138 home runs, 942 RBI and 288 stolen bases. Cruz was a two-time All-Star and two-time Silver Slugger Award winner with Houston. In 1980, he finished third in the NL MVP voting and led Houston to its first-ever division title and postseason berth. Cruz spent 13 seasons as the Astros Major League first base coach and over a decade in the front office.




49 • RHP LARRY DIERKER (1964-76) CLASS OF 2019

In addition to pitching 13 seasons in the Majors with Houston, Larry Dierker impacted the Astros for over 40 years as a broadcaster, front office executive and as one of the greatest managers in franchise history. The franchise-leader in innings pitched, complete games, shutouts and starts, Dierker was a two-time All-Star, posting a 137-117 record and a 3.28 ERA in 345 career games (320 starts) with the Astros. Dierker became the sixth manager in MLB history to lead his club to a division title in his first season, and led the Astros to four division titles in his five seasons. In 1998, Dierker was named the NL Manager of the Year.




ASTROS HALL OF FAME INDUCTEES


BROADCASTER • GENE ELSTON (1962-86)
CLASS OF 2019


Gene Elston broadcast Major League games in Houston for 25 years as the Voice of the Astros from 1962-86. He was behind the mic for the first game in franchise history on April 10, 1962, when the Colt .45s defeated the Chicago Cubs. Elston was the first play-by-play broadcaster for the Houston franchise, and a generation of baseball fans received their introductions to both the Astros and MLB by his broadcasts. Elston broadcast baseball 47 years, and in 2006 was honored with the Ford C. Frick Award from the National Baseball Hall of Fame and Museum for his significant and lasting contributions to the game of baseball.


BROADCASTER • MILO HAMILTON (1985-2012)
CLASS OF 2019

Milo Hamilton, the 1992 recipient of the Ford C. Frick Award, broadcast Major League baseball for close to 60 years, including 28 seasons with the Astros. Hamilton was behind the mic for some of the greatest moments in Astros franchise history, including the club's National League pennant run in 2005, Craig Biggio's 3,000th hit, Nolan Ryan's 4,000th strikeout and six postseason appearances. Hamilton was also a tremendous ambassador for the Astros away from the booth, dedicating his time to numerous charitable endeavors and fundraising activities.


8 • 2B JOE MORGAN (1963-71, 1980)
CLASS OF 2019

Before going on to win two NL MVP Awards and two World Series Championships with the Big Red Machine in Cincinnati, Joe Morgan kickstarted a Hall of Fame career with the Houston Colt .45s and Astros from 1963-71. A two-time All-Star with Houston, Morgan finished second in the NL Rookie of the Year Award voting in 1965, winning the Sporting News Rookie of the Year award. Morgan returned to the Astros in 1980 and helped the club reach its first playoff berth and division title in franchise history. Morgan still ranks among the top five Astros all-time in triples (2nd, 63), OBP (3rd, .374) and stolen bases (5th, 219).


36 • RHP JOE NIEKRO (1975-85)
CLASS OF 2019

The Astros all-time franchise leader in career wins with 144, Joe Niekro pitched in 11 seasons with the Astros as part of a 22-year career in the Majors. While the knuckleballer found moderate success prior to joining the Astros, he blossomed into a true ace with Houston. Over a seven-year stretch from 1977-83, Niekro was one of the game's elite pitchers, leading the National League in innings pitched (1,857) while ranking second in strikeouts (1,228) in that span. Niekro set a single-season franchise record for wins in 1979, going 21-11 with a 3.00 ERA while being named to the NL All-Star team.


37 • RHP SHANE REYNOLDS (1992-2001)
CLASS OF 2019

Shane Reynolds led the Astros starting rotation during the final years of the Astrodome and the first years of Minute Maid Park, helping the Astros reach the playoffs four times in his 11 seasons with the club. An All-Star in 2000, Reynolds went 103-86 with a 3.95 ERA and 1,309 strikeouts in 274 career games (248 starts) in his Astros career. Reynolds led the NL in starts in back-to-back years from 1998-99, and eclipsed 200.0 innings pitched in three out-of-four seasons from 1996-99. He won 19 games while posting a 3.51 ERA and 209 strikeouts in 1998, propelling the Astros to a second-straight division title.

TABLE OF CONTENTS

PLAYERS

PLAYER DEVELOPMENT

2020 REVIEW

OPPONENTS


HISTORY AND RECORDS

SPRING TRAINING

MEDIA INFORMATION

MINUTE MAID PARK

ASTROS HALL OF FAME INDUCTEES



50 • RHP J.R. RICHARD (1971-80) CLASS OF 2019

J.R. Richard was one of the most imposing pitchers of his era. In 10 seasons with Houston, he went 107-71 with a 3.15 ERA, 76 complete games, 19 shutouts and 1,493 strikeouts in 238 games. Richard won the NL ERA title in 1979 with a 2.71 mark over 38 starts while also setting a single-season club record for strikeouts with 313. In 1978, he became the first pitcher in franchise history to lead the Majors in strikeouts in a single season (303). Richard's 1,493 strikeouts are the third-most in club history. Richard was named to the NL All-Star team in 1980, but suffered a career-ending stroke on July 30, 1980.




34 • RHP NOLAN RYAN (1980-88) CLASS OF 2019

Major League Baseball's strikeout king spent nine seasons pitching at the top of Houston's rotation, his most among any of the four teams he played for in a 27-year career. In 282 starts with the Astros, Ryan went 106-94 with a 3.13 ERA, 1,866 strikeouts, 38 complete games and 13 shutouts. The all-time franchise leader in career strikeouts, Ryan also owns the top career ERA in Astros history. A two-time All-Star with Houston, he led the NL in both ERA (2.76) and strikeouts (270) as a 40-year-old in 1987. In 1980, his first year with Houston, he helped pitch the club to their first National League West Division title.




33 • MIKE SCOTT (1984-91) CLASS OF 2019

Mike Scott pitched nine seasons with Houston, tallying a 110-81 record with a 3.30 ERA and 1,318 strikeouts in 263 games. He became the first pitcher in MLB history to throw a no-hitter in a clinching situation when he shut down San Francisco, 2-0, to help the Astros wrap up the NL West title on Sept. 25, 1986. Scott won the NL Cy Young Award that season after leading the National League in ERA (2.22), innings pitched (275.1) and strikeouts (306). A three-time All-Star with Houston, Scott became the first player ever to win NLCS MVP honors while pitching for the losing team in 1986.



32 • RHP JIM UMBRICHT (1962-63) CLASS OF 2019

Jim Umbricht was an original member of the Houston Colt .45s. He opened the 1962 season with the Colts and was one of the top relief pitchers in the NL, posting a 4-0 record with a 2.01 ERA. Umbricht was diagnosed with cancer in 1963, and made a remarkable comeback. Following a cancer operation in mid-March of 1963, Umbricht came back to the Astros and pitched in 35 games, making three starts, posting a 4-3 record with a 2.61 ERA. Umbricht died on April 8, 1964 at the age of 33. His number, 32, was officially retired by the Astros on April 12, 1965.




40 • RHP DON WILSON (1966-74) CLASS OF 2019

Don Wilson compiled a 103-92 record in nine seasons with the Astros, posting a 3.15 ERA with 78 complete games and 20 shutouts. He was named to the NL All-Star team and named the Astros Team MVP in 1971 after going 16-10 with a 2.45 ERA in 268.0 innings pitched. Wilson is the only pitcher to throw two no-hitters in a Houston uniform. On July 14, 1968, he established the franchise record for strikeouts in a single game with 18, eight of which were consecutive. He died on January 5, 1975, and his number, 40, was retired by the Astros on April 13, 1975.



ASTROS HALL OF FAME INDUCTEES




24 • OF JIMMY WYNN (1963-73) CLASS OF 2019

Jimmy Wynn spent the first 11 years of his 15-year Major League career with Houston, the first two as a member of the Colt .45s. Despite his small frame (5'9"), Wynn boasted enormous power and a strong throwing arm, earning him the nickname "The Toy Cannon". In 11 years with Houston, he hit .255 with 228 doubles, 32 triples, 223 homers, 719 RBI and an .806 OPS in 1,426 games, the majority of which were played in the pitcher-friendly Astrodome. Wynn was named to the 1967 All-Star Team after clubbing 37 home runs with 107 RBI.




17 • 1B LANCE BERKMAN (1999-2010) CLASS OF 2020

One of the greatest pure hitters in baseball over his 15-year Major League career, Lance Berkman was a five-time All-Star in 12 seasons with Houston, including four seasons in which he finished in the top-five of the National League MVP voting. A first-round pick by the Astros out of Rice University in 1997, Berkman went on to become the Astros all-time leader in career on-base percentage (.410) slugging percentage (.549) and OPS (.959). Berkman, affably known as "Big Puma" during his time in Houston, helped lead the Astros to three playoff appearances, including the club's first appearance in the World Series in 2005.



28 • CÉSAR CEDEÑO (1970-81) CLASS OF 2020

After bursting into the Major Leagues with a fourth-place finish in the 1970 NL Rookie of the Year voting as a 19-year-old, César Cedeño quickly became one of the top outfielders in baseball and one of the best young players in Major League history. The ultimate five-tool player, Cedeño hit .285 with 199 homers, 436 doubles, 60 triples and 550 stolen bases across his 17-year Major League career, with 12 of his years spent in Houston. In 1972 at age 21, he began a stretch in which he received five consecutive Gold Glove awards (1972-76) while being named to four National League All-Star teams in that five-year stretch.



FOUNDER & OWNER • ROY HOFHEINZ (1962-76) CLASS OF 2020

One of the founding fathers of the Astros, Judge Roy Hofheinz was the first owner of the Houston franchise. A state legislator at age 22, a Harris County judge at age 24 and the mayor of Houston at age 40, Hofheinz played an instrumental role in getting the Colt .45s to Houston in 1962, and in 1965 renamed the club the Astros to coincide with the opening of the first domed stadium in professional sports history, the iconic Astrodome. Hofheinz revolutionized baseball and the sports industry in many ways, including his decision to utilize an artificial playing surface in 1966 which he dubbed "AstroTurf".



44 • RHP ROY OSWALT (2001-10) CLASS OF 2020

Roy Oswalt ushered in a new era of Astros baseball as the club's first bona-fide ace to pitch inside their new ballpark in downtown Houston, Minute Maid Park. After debuting as a rookie in 2001 with a 14-3 record and a 2.73 ERA, good for a runner-up finish in the NL Rookie of the Year voting, Oswalt went on to win 143 games with a 3.24 ERA in 303 games (291 starts) in an Astros uniform. A 23rd-round pick in the 1996 draft out of Holmes Community College in Ridgeland, Miss., Oswalt ranks second in franchise history in career wins, second in strikeouts (1593), third in innings pitched (1932.1) and fifth in ERA.

TABLE OF CONTENTS

PLAYERS

PLAYER DEVELOPMENT

2020 REVIEW

OPPONENTS


HISTORY AND RECORDS

SPRING TRAINING

MEDIA INFORMATION


MINUTE MAID PARK

ASTROS HALL OF FAME INDUCTEES



13 • LHP BILLY WAGNER (1995-2003) CLASS OF 2020

A seven-time All-Star and one of the most dominating closers in Major League history, Billy Wagner spent the first nine years of his standout 16-year MLB career with Houston, posting 225 saves and 694 strikeouts in 464 games with the Astros. Wagner was selected by Houston in the first round of the 1993 draft, and within four years became Houston's shutdown closer at the Major League level. He set an Astros single-season franchise record for saves in 1999 (39 saves), before topping his own club-record mark in 2003 with 44 saves. In 1999, Wagner finished fourth in the NL CY Young Award race.



27 • 1B BOB WATSON (1966-79) CLASS OF 2020

Bob Watson spent 14 of his 19 MLB seasons with the Astros, making two All-Star teams while batting .297 with 241 doubles, 139 homers, 782 RBI and an .808 OPS in 1,381 games. He scored MLB's one millionth run on May 4, 1975, and became the first player in MLB history to hit for the cycle in both leagues. Following his playing career, Watson became the second African-American General Manager in Major League history when he was named GM of the Astros in 1994. In 1996, Watson became the first African-American GM to win a World Series when he did so as GM of the New York Yankees.

HOUSTON MAJOR LEAGUE HISTORY

1962 The Houston Colt .45s play their first Major League game on April 10, defeating the Chicago Cubs 11-2.

1963 Bob Bruce one-hits the Cincinnati Reds on April 26...Don Nottebart no-hits the Phillies on May 7.

1964 Ken Johnson becomes the first Major Leaguer to lose a nine-inning no-hitter on April 23 with a 1-0 loss to the Cincinnati Reds.

1965 The Houston Colt .45s become the Houston Astros and inaugurate indoor baseball with a 2-1 exhibition win over the New York Yankees on April 9 in the Astrodome...rookie Joe Morgan sets club marks for at-bats, runs, hits and triples.

1966 Mike Cuellar sets a club mark with a 2.22 ERA...home attendance mark, which stood for 22 years, was set on June 22 as 50,908 fans watch Sandy Koufax and the Dodgers down Houston 5-2.

1967 Don Wilson fires a no-hitter vs. the Atlanta Braves, 2-0, on June 18, striking out Hank Aaron for the final out... Jimmy Wynn sets club records with 37 home runs and 107 RBI.

1968 Don Wilson strikes out 18 Cincinnati Reds in a 6-1 win on July 14...four Houston hurlers win 10-or-more games: Don Wilson (13), Larry Dierker (12), Dave Giusti (11) and Denny Lemaster (10)...the Astros down the Mets 1-0 in 24 innings on April 15.

1969 Cincinnati's Jim Maloney no-hits the Astros on April 30 and the next night, May 1, Don Wilson returns the favor by no-hitting the Reds, 4-0...Larry Dierker becomes Houston's first 20-game winner...the club records its first .500 season (.81-.81).

1970 Fred Gladding appears in 63 games, setting a club mark...three Astros hit over .300 (Cesar Cedeno, .310; Jesus Alou, .306; Denis Menke, .304).

1971 Cesar Cedeno leads the league with 40 doubles and Roger Metzger and Joe Morgan share the league lead with 11 triples each...during the 1971 winter meetings, Houston acquires Lee May, Tommy Helms and Jimmy Stewart from the Reds for Joe Morgan, Jack Billingham, Denis Menke, Cesar Geronimo and Ed Armbrister.






HOUSTON MAJOR LEAGUE HISTORY

1972 Astros finish in second place with their best record to date (84-69)... Jerry Reuss and Larry Dierker hurl back-to-back one hitters on June 18 against Philadelphia and June 19 vs. New York, respectively...Cesar Cedeno hits for the cycle on Aug. 2 vs. the Reds.

1973 Cesar Cedeno becomes the first player in history to steal 50 bases and hit 20 home runs in successive seasons...Roger Metzger leads the league with 14 triples...Lee May hits safely in a club record 21 straight games.


1974 Rookie Greg Gross leads the club with a .314 average, and sets a club mark with 185 hits...Ken Forsch appears in a then-club record 70 games...Cliff Johnson has five pinch-hit home runs.



1975 Bob Watson leads the Astros with a .324 average, 157 hits and 85 RBI...Dierker leads the staff with 14 wins.

1976 J.R. Richard becomes Houston's second 20-game winner...Cesar Cedeno sets a club mark with 58 stolen bases and earns his fifth-straight Gold Glove.

1977 Three Astros steal 40 bases (Cesar Cedeno, 61; Jose Cruz, 44; Enos Cabell, 42)...Watson sets a new club record with 110 RBI.



1978 J.R. Richard strikes out 303 to become the first National League righthander to strike out 300 batters in a season...Enos Cabell sets club marks for at-bats (660), games (162) and hits (195).

1979 Houston finishes in second, just a game-and-a-half behind the Reds...J.R. Richard improves upon his 1978 strikeout total by fanning 313...Joe Niekro sets a club mark with 21 wins...Ken Forsch no-hits the Braves on April 7...Bill Virdon is named Manager of the Year.

1980 Houston claims its first title as the Astros win the NL West with a 93-70 record, defeating Los Angeles in a one-game playoff...Niekro wins 20 games again...Joe Morgan returns to Houston to add leadership in the pennant drive...Houston falls to Philadelphia, 2-3, in a thrilling five-game NLCS.

1981 Houston gets off to a slow start, but takes advantage of the split season created by the player's strike to win the "second season" with a 33-20 mark, earning a spot in the playoffs...Nolan Ryan hurls his Major League record fifth no-hitter, blanking the Dodgers on Sept. 26...Ryan also leads the league with a 1.69 ERA...Art Howe establishes a then-club record 23-game hitting streak.

1982 Ray Knight, an offseason acquisition from Cincinnati for Cesar Cedeno, remains among the league leaders in hitting for most of the season, finishing with a .294 mark...Bob Lillis takes over as interim manager on Aug. 10 and the Astros finish 28-23 under Lillis.

1983 The Astros rebound from an 0-9 start with one of their finest seasons, finishing 85-77, the third-highest win total in club history...Jose Cruz battles for NL batting title to the last day and finishes third...Nolan Ryan surpasses Walter Johnson's all-time strikeout mark.

1984 The Astros bounce back from another slow start, finishing second in the NL West...1983 All-Star Dickie Thon is lost for the season in the fifth game after being hit in the head by a pitch from the Mets' Mike Torrez...Cruz repeats as the club MVP by posting a .312 average and a career-high 95 RBI.



1985 The Astros celebrate the Astrodome's 20th Anniversary with a 2-1 Opening Day victory over the Dodgers in front of 42,876 fans...Joe Niekro becomes Houston's all-time winningest pitcher with his 5-0 shutout of San Francisco on June 9...Nolan Ryan becomes first player to record 4,000 strikeouts in a career when he fans Danny Heep on July 11 at the Astrodome...Jose Cruz reaches the 2,000 hit plateau on Sept. 15.

TABLE OF CONTENTS

PLAYERS

PLAYER DEVELOPMENT

2020 REVIEW

OPPONENTS

HISTORY AND RECORDS


SPRING TRAINING

MEDIA INFORMATION

MINUTE MAID PARK

HOUSTON MAJOR LEAGUE HISTORY

- 1986** A Silver Anniversary season turns golden as the Astros win their second NL West title...Rookie skipper Hal Lanier guides the team to a club-record 96 regular season wins, earning Manager of the Year notice from four different press associations...right-hander Mike Scott becomes Houston's first ever Cy Young Award winner, leading the league in ERA (2.22) and strikeouts (306), and winning 18 games for the second straight year.
- 1987** Houston finishes the season with the third-highest attendance total in baseball (1,909,902)...Nolan Ryan leads the Majors in strikeouts with 270 and ties for the lead in ERA with a 2.76 mark...Mike Scott is named the NL starter for the All-Star game and throws 2.0 scoreless innings.
- 1988** Houston wins its 2,000th game, 6-3, over San Diego on Opening Night...Mike Scott comes within one out of his second career no-hitter on June 12 vs. Atlanta...Bob Knepper tosses a one-hitter on Sept. 21 vs. the Braves.
- 1989** Mike Scott becomes the fourth Houston pitcher to win 20 games and wins his second Astros MVP award...the Astros win 10 straight on the road from May 7-31 to set a club record...their 10-game winning streak from May 26 to June 4 ties another club mark...Glenn Davis hits a career-high 34 homers.
- 1990** Danny Darwin posts a league-leading 2.21 ERA, becoming the third Houston pitcher in five years to lead the NL in ERA...Franklin Stubbs sets club mark for left-handers with 23 home runs...Houston ties a league record by playing in 27 extra-inning games...on May 17, Eric Anthony becomes the first Astro to hit an upper deck home run since 1970.
- 1991** Jeff Bagwell becomes the Astros first BBWAA Rookie of the Year after hitting .294 with 15 homers and a club rookie record of 82 RBI...Craig Biggio leads the club in hitting for the second straight year (.295) and joins Pete Harnisch on the NL All-Star team.
- 1992** Despite a grueling 26-day road trip made necessary when the Astrodome played host to the Republican National Convention, the Astros rally in the second half to post the club's first non-losing season since 1989...Craig Biggio became the first MLB player to make the All-Star team at both catcher (1991) and second base (1992)...Doug Jones is named to the All-Star team and sets the club single-season record with 36 saves.
- 1993** The club establishes several franchise offensive records including batting average (.267), homers (138) and doubles (288)...paced by Craig Biggio's career-high 21 round-trippers, seven Houston players total double figures in homers for the first time in club history...Mark Portugal sets a club record by winning his final 12 decisions...Darryl Kile posts a nine-game win streak and tosses the ninth no-hitter in Astros history on Sept. 8 against New York.
- 1994** Jeff Bagwell becomes the first Houston player to win the NL Most Valuable Player award...Bagwell becomes a unanimous selection for only the third time in league history after batting .368 and setting club records with 73 extra base hits, 39 homers and 116 RBI...Bagwell earns All-Star honors along with Craig Biggio, Ken Caminiti, Doug Drabek and rookie John Hudek...Rookie skipper Terry Collins guides the club to a 66-49 mark, one-half game behind Cincinnati, before a players' strike ends the season on Aug. 12.
- 1995** The Astros take the chase for the NL's first-ever Wild Card playoff berth to the final day of the season before finishing one game behind Colorado...Craig Biggio earns the vote for the NL's starting second baseman in the All-Star Game and slugs a solo homer...he later receives team MVP honors and wins a second consecutive Rawlings Gold Glove Award.
- 1996** A two-and-a-half game lead at the end of August slips away and denies Houston a shot at the NL Central title...the Astros suffer through an 8-17 September, which includes a nine-game losing streak to fall out of the playoff chase...Jeff Bagwell slugs 31 homers and sets single season records with 48 doubles and 120 RBI...Derek Bell knocks in 113 runs, marking the first time the Astros have two 100-plus RBI players in the same season...Craig Biggio collects his third consecutive Rawlings Gold Glove Award...Shane Reynolds wins 16 games, while he and Darryl Kile each top the 200-mark in strikeouts.





HOUSTON MAJOR LEAGUE HISTORY

- 1997** The Astros capture their first NL Central title and their first division title in 11 years...Jeff Bagwell hits 43 homers and swipes 31 bases to become Houston's first "30-30" player...Craig Biggio becomes the first player in Major League history to play a 162-game season without grounding into a double play...fans select Bagwell and Biggio to play in the 1997 All-Star Game...Darryl Kile wins a team-high 19 games and also gets selected to the All-Star Team...Larry Dierker becomes one of only six skippers in Major League history to win a division title in his first year as manager.
- 1998** Houston wins its second consecutive NL Central title en route to a 102-win season...Larry Dierker gets voted NL Manager of the Year by the BBWAA and *Baseball America*...General Manager Gerry Hunsicker is named *The Sporting News* Executive of the Year...Biggio and Moises Alou represent the Astros in the 1998 All-Star Game in Denver...Biggio breaks Cesar Cedeño's record for the most runs scored by an Astro...he and Alou each receive Silver Slugger Awards...five Astros starting pitchers, including Randy Johnson who is acquired just minutes before the July 31 non-waiver trading deadline, finish the season with double figures in wins.
- 1999** The Astros bid adieu to the Astrodome in dramatic fashion, clinching their third straight NL Central title...the pitching staff produces two 20-game winners for the first time in club history in Mike Hampton (22-4) and Jose Lima (21-10)...Hampton and Jeff Bagwell both receive Silver Slugger Awards...four Astros get selected to represent the National League in the 70th annual All-Star Game (Bagwell, Hampton, Lima, Billy Wagner)...Wagner is the recipient of the 1999 Roloids Relief Man Award.
- 2000** The doors of sparkling-new Minute Maid Park open for the first time on March 30 before an exhibition game with the New York Yankees...a record 3,056,139 fans pass through the turnstiles during the Astros inaugural season at their new ballpark... Houston finishes the season with a disappointing 72-90 record... Bagwell ends the season with 310 career homers and becomes only the 87th Major Leaguer to reach the 300-homer plateau... Shane Reynolds is named to the All-Star team, marking his first selection to the Midsummer Classic.
- 
- 2001** The Astros clinch their fourth division title in five years with a 9-2 win over the Cardinals on Oct. 7 in St. Louis... play stops throughout the sports world following the tragic terrorist attacks on September 11; the regular season gets extended a week...Moises Alou, Billy Wagner and Lance Berkman represent the Astros at the 72nd Midsummer Classic...Jeff Bagwell becomes the sixth player in MLB history to have 30 homers, 100 RBI and 100 runs scored in six consecutive seasons...manager Larry Dierker resigns following the season and is replaced by former Red Sox skipper Jimmy Williams...the Astros are named Organization of the Year by SportsTicker, Topps, *Baseball America* and *Baseball Weekly*...Brad Ausmus receives a Gold Glove award.
- 2002** By Houston standards, the 2002 season is a disappointment after the club finishes with an 84-78 record...Wade Miller and Roy Oswalt combine for 34-13 on the year while stringing together 12 and nine-game winning streaks, respectively...Astros hurlers throw 10 shutouts at home to contribute to a 47-34 record at home...in May, the Astros retire Larry Dierker's No. 49 in a pregame ceremony...Lance Berkman represents the Astros at the 2002 All-Star Game...Houston's ballpark is re-christened Minute Maid Park when the Astros announce an agreement with the local beverage giant for naming rights on June 5...Brad Ausmus wins his second consecutive Gold Glove Award.
- 2003** Houston ends the season in second place, one game behind the division champ Chicago Cubs...on June 11 at Yankee Stadium, six Astros pitchers combine to no-hit the Yankees for an 8-0 win: Roy Oswalt, Pete Munro, Kirk Saarloos, Brad Lidge, Octavio Dotel and Billy Wagner...it is the first time in MLB history that a team used five-or-more pitchers in throwing a no-hitter...Wagner records a career-high and franchise-record 44 saves on the season and represents the team at the All-Star Game...Jerome Robertson sets the franchise rookie record with 15 wins, leading all MLB rookies.
- 2004** Minute Maid Park hosts the 2004 All-Star Game...Roger Clemens comes out of retirement and returns to his hometown to pitch - winning his first nine decisions, and on May 5, claiming the No. 2 slot on the all-time strikeout list with his 4,137th career strikeout...on May 8, Craig Biggio collects his 2,500th career hit...the Astros acquire outfielder Carlos Beltran on June 24, who finishes with a combined 38 home runs and 42 stolen bases between Houston and Kansas City...four Astros are named All-Stars: Clemens, Beltran, Lance Berkman, and Jeff Kent...on July 14, Phil Garner replaces Jimmy Williams as manager...Houston claims the NL Wild Card and wins its first postseason series in franchise history, defeating the Atlanta Braves in Game 5 of the NLDS...the NLCS gets pushed to Game 7 before St. Louis defeats Houston...Clemens claims his unprecedented seventh Cy Young Award.

TABLE OF CONTENTS

PLAYERS

PLAYER DEVELOPMENT

2020 REVIEW

OPPONENTS

HISTORY AND RECORDS

SPRING TRAINING

MEDIA INFORMATION

MINUTE MAID PARK

HOUSTON MAJOR LEAGUE HISTORY

2005 The Astros advance to the World Series for the first time in franchise history after defeating St. Louis, 4-2, in a rematch of the 2004 NLCS...the Chicago White Sox go on to sweep the Astros in four games...the Astros host the first World Series game in the state of Texas, and Game 3 on Oct. 25 turns into the longest game in World Series history as the White Sox win in 14 innings, 7-5...Houston wins the NL Wild Card for the second season in a row, finishing in second place in the NL Central Division with a record of 89-73...the Astros win the longest game in post-season history, defeating Atlanta in the NLDS, 7-6, in 18 innings after a Chris Burke solo home run in the bottom of the 18th, while Roger Clemens tosses 3.0 scoreless innings of relief...the club starts the season with a 2-21 record on the road, and overcomes a 15-30 record on May 24 to become the first team since the 1914 Boston Braves to make the postseason after falling to 15 games under .500...on June 29, Craig Biggio is hit by a pitch for the 268th time of his career, setting the modern MLB record...Roger Clemens returns to the Astros for a second year and finishes 13-8 with a career-best 1.89 ERA...Roy Oswalt posts his second consecutive 20-win season, finishing 20-12 with a 2.94 ERA...Andy Pettitte wins 17 games and records a career-low 2.39 ERA...for the second season in a row, four Astros are named to the All Star squad: Clemens, Oswalt, Brad Lidge and Morgan Ensberg...Ensberg sets career-highs in home runs and RBI, and takes home the National League Silver Slugger Award at third base...Willy Taveras makes the jump from Double A to the Majors and leads all NL rookies in hits, runs and steals...Taveras also leads the Majors with 70 infield hits and 29 bunt singles.



2006 The Astros finish 82-80, in second place, and 1.5 games behind the World Champion St. Louis Cardinals, giving Houston its sixth consecutive winning season...Lance Berkman makes his fourth All-Star appearance and sets the single-season franchise record with 136 RBI...Roy Oswalt wins the ERA crown with a 2.98 mark, while winning 15 games...he is also the runner-up in the NL Cy Young Award voting...Adam Everett records the fourth-best fielding percentage by a shortstop in Major League history, holding down a .990 mark at the position...the Astros finish .500 or better for the 14th time in 15 years, and their second-place finish marks the 12th time in 13 years that the club claimed first or second place in the NL Central.

2007 The Astros finish 73-89, their lowest winning percentage since 2000 (.451)...the Astros draw 3,000,000 fans to Minute Maid Park for the fourth time in franchise history...OF Carlos Lee is named team MVP after driving in a career-best 119 runs...Hunter Pence becomes the first rookie in Major League history to lead a league in hitting at the All-Star Break (.342)...Pence sets Houston franchise rookie records in doubles, extra-base hits, hitting, and slugging...on June 28, franchise icon Craig Biggio reaches the 3,000-hit plateau, all collected in an Astros uniform...on Sept. 20, Ed Wade is named the club's new General Manager, replacing Tim Purpura...just eight days later on Sept. 28, Wade and the Astros promote interim manager Cecil Cooper to the club's full-time managerial position...Cooper is originally named interim manager on Aug. 27, replacing Phil Garner.



2008 The club finishes 86-75, in third place in the NL Central and 11.0 games behind division-champion Chicago...Houston finishes 3.5 games behind Milwaukee in the NL Wild Card race and is not eliminated from playoff contention until the season's 159th game...Jose Valverde leads the NL with 44 saves and ties Billy Wagner's franchise single-season saves record...Roy Oswalt goes 17-10 and wins 10 of his last 12 starts...Houston pitchers compile 13 shutouts, leading NL staffs...in May, Lance Berkman wins the NL Player of the Month Award after enjoying a 50-at-bat span in which he hits .620 (31x50)...the Astros commit 67 errors, the fewest errors for any team in National League history, anchored by shortstop Miguel Tejada.



HOUSTON MAJOR LEAGUE HISTORY

- 2009** The Astros play well through their first four months of the season, topping out at 49-46 and just 1.0 game out of first place on July 22...three new Astros emerge as club leaders, including center fielder Michael Bourn, right fielder Hunter Pence and left-handed starter Wandy Rodriguez...Bourn is named the Astros team MVP and is awarded a Gold Glove for his defensive work in the field...he becomes the first Astros center fielder to win a Gold Glove since Cesar Cedeño won the award in five straight seasons from 1972-76...he is also named as the recipient of the Cool Papa Bell Award from the Negro Leagues Baseball Museum after leading the National League in stolen bases...Pence is elected to his first career All-Star Game and leads all Major League outfielders with 16 outfield assists...he also becomes the first right fielder in club history to record consecutive 25+ homer seasons...Rodriguez has a career year, leading the Astros pitching staff with a 3.02 ERA in 33 starts...other major contributors include Lance Berkman, Carlos Lee and Ivan "Pudge" Rodriguez, who become the first trio of teammates in MLB history to reach their 300th career home runs in the same season...Pudge also contributes to the record books by setting a new MLB record for games caught in a career when he catches his 2,227th game on June 17 at TEX.
- 2010** Despite their disappointing record, the Astros show steady improvement under first-year manager Brad Mills...the team loses its first eight games of the season, marking the second-lowest start in franchise history...the club bottoms out on May 31, dropping to 17-34 and in last place in the NL Central...Mills then guides the club to a 59-52 record through the remaining four months of the season...Jeff Bagwell joins the club as hitting coach at the All-Star Break...Roy Oswalt and first baseman Lance Berkman are both dealt in midseason trades...a free agent signing in the offseason, Brett Myers begins his campaign with a franchise record-setting 32 consecutive starts of 6.0-or-more innings...Chris Johnson earns Astros Rookie of the Year honors after leading all Major League rookies in batting average (min. 300 ABs)...for the second consecutive year, center fielder Michael Bourn wins a Gold Glove and leads the National League in stolen bases.
- 2011** The Astros continue their rebuilding efforts in 2011, this time dealing Michael Bourn, Jeff Keppinger and Hunter Pence in July for a return of 10 prospects...Jose Altuve begins his season at High A Lancaster, hits a combined .389 in the minor leagues and makes a rapid ascent to Houston in July...J.D. Martinez posts 28 RBI in August, his first full month in the Majors...following the season, the club is officially purchased by Houston businessman Jim Crane.
- 2012** The Astros make a number of trades in an effort to build a pipeline of young talent, acquiring 10 prospects by trading veterans Carlos Lee, Brett Myers, Wandy Rodriguez and Chris Johnson...Jose Altuve shines after leading the club in runs, hits, doubles, triples, extra-base hits and stolen bases while posting a .340 on-base percentage...Altuve is the lone Astro to be named to the All-Star Team...Justin Maxwell leads the club in homers with 18 in his first season as an Astro...Lucas Harrell leads the club in wins, innings pitched and starts as a rookie, going 11-11...Tony DeFrancesco replaces manager Brad Mills on an interim basis after Mills is let go during the season...on Sept. 27, the Astros announce that Bo Porter will serve as the club's manager for the 2013 season.
- 2013** After 51 seasons in the National League, the Astros become an American League team...they are the first team in MLB history to move from the NL to the AL...the club makes its AL debut by defeating the Texas Rangers, 8-2, at Minute Maid Park on MLB Opening Night on March 31...Jason Castro becomes the first Astros catcher to make the All-Star team since Craig Biggio in 1991...Castro sets club records for a catcher in homers (18), doubles (35), slugging (.485), and OPS (.835), and also wins two Player of the Week awards...Houston has 14 players make their Major League debuts...RHP Jared Cosart becomes the first pitcher in franchise history to throw 8.0 shutout innings in his Major League debut (July 12 at TB)...Brandon Barnes hits for the cycle on July 19 vs. SEA, going 5x5...the Astros purchase the Double A Corpus Christi Hooks on Sept. 30.
- 2014** The Astros make a 19-game improvement, winning 70 games on the year...a core of young stars begin to emerge as Jose Altuve (24), George Springer (25), Dallas Keuchel (26), and Collin McHugh (27) all turn in excellent seasons...Altuve wins the first batting title in club history, leading the Majors in batting average (.341)...Altuve establishes a single-season franchise record for hits (225), surpassing Craig Biggio's mark of 210 set in 1998...his 225 hits are the most in a season for a second baseman since Charlie Gehringer (227) in 1936, and the most ever for a Venezuelan-born player...Altuve represents the Astros at the All-Star Game...he is the first MLB player since 1945 to lead his league in hits, batting and steals, and becomes the first player to reach 220+ hits, 40+ doubles, and 50+ stolen bases in one season since Ty Cobb (1917)...Keuchel becomes the first pitcher in club history to win a Gold Glove Award, and posts a 12-9 record with a 2.93 ERA from the mound...Springer blasts 20 home runs, one shy of the Astros rookie record...he also earns AL Rookie of the Month honors in May after becoming the second rookie player in baseball's modern era to hit seven home runs over a seven-game span...McHugh leads AL rookies in ERA (2.73, min. 100IP)...Chris Carter finishes second in the Majors in homers with 37.

TABLE OF CONTENTS

PLAYERS

PLAYER DEVELOPMENT

2020 REVIEW

OPPONENTS

HISTORY AND RECORDS

SPRING TRAINING

MEDIA INFORMATION

MINUTE MAID PARK

HOUSTON MAJOR LEAGUE HISTORY

2015 The Astros snap a 10-year postseason drought, defying outside expectations by going 86-76 (.531) in AJ Hinch's first season as Astros manager... franchise icon Craig Biggio gets inducted into the National Baseball Hall of Fame...the Astros spend the majority of the season in first place (139 days) in the AL West division, ultimately finishing in second by 2.0 games...the club clinches an AL Wild Card spot on the final day of the season...Houston then defeats the Yankees at Yankee Stadium, 3-0, in the AL Wild Card Game before taking the eventual World Series Champion Kansas City Royals to five games in a back-and-forth ALDS...the Astros get off to a scorching start and post franchise-best records through several game numbers early in the season, including game 25 (18-7) and 55 (34-21)...the pitching staff leads the AL in ERA (3.57) while posting the second-highest strikeout total in club history (1,280)...11 Astros hit double digit homers, which ties a Major League record set by Detroit in 2004...the club leads the AL in steals (121) and ranks second in MLB in home runs (230)...Dallas Keuchel becomes the third pitcher in franchise history to win a Cy Young Award after leading the AL with 20 wins and ranking second in ERA (2.48)...Keuchel also wins three AL Pitcher of the Month awards and his second consecutive Rawlings Gold Glove Award...Carlos Correa makes his MLB debut in June and wins AL Rookie of the Year honors, setting a club rookie-record and leading all MLB shortstops in homers with 22...Jose Altuve, Keuchel and Hinch represent Houston at the All-Star Game...Altuve wins a Silver Slugger Award and a Gold Glove Award...Lance McCullers leads all AL rookies in WAR (2.8), posting a 3.22 ERA in 22 starts...Mike Fiers throws the first no-hitter in Minute Maid Park history on Aug. 21 vs. the Dodgers...Collin McHugh wins 19 games.



2016 The Astros post consecutive winning records for the first time since 2005-06, but miss the postseason by 5.0 games after finishing 84-78...an abysmal April (7-17) hamstring the club throughout the season, as the Astros 77-61 (.558) finish over their final 138 games fails to push them into the playoffs...Jose Altuve is named the *Sporting News* Player of the Year and finishes third in the AL MVP voting after hitting .338 with 42 doubles, 24 homers, 96 RBI and a .928 OPS...Altuve wins his second batting title, second Silver Slugger and is named to his fourth All-Star Team (second start)...Dallas Keuchel wins his third consecutive Rawlings Gold Glove Award...Will Harris is named to the All-Star Game for the first time in his career...Carlos Correa hits 20 home runs, becoming the franchise leader in career home runs by a shortstop...George Springer plays in all 162 games, while hitting a career-high 29 homers, eight of which were leadoff shots (ties a club record)...Evan Gattis sets a franchise record for home runs hit by a catcher with 19...Chris Devenski finishes fourth in the AL Rookie of the Year voting after setting club rookie records for a reliever in ERA (2.16) and WHIP (0.81).

2017 In the Astros 56th season of play, the club wins its first World Series Championship after winning 101 regular season games... Houston also takes home its first division title since 2001...Jeff Bagwell is inducted into the National Baseball Hall of Fame...the Astros down the Red Sox in the ALDS (four games), the Yankees in the ALCS (seven games) and the Dodgers in the World Series (seven games) in one of the most thrilling postseason runs in recent memory...the Astros were dominant at home in the postseason, going 8-1 and becoming the second team in MLB history to win eight home games in a single postseason...Houston hit 27 postseason home runs, tying the 2002 Giants for the MLB record...15 of those 27 homers were hit during the World Series, which set a new MLB record...Jose Altuve is named the American League Most Valuable Player, joining Jeff Bagwell (1994) as the only players in club history to win an MVP award...Altuve is also named the Sports Illustrated Sportsman of the Year, the Baseball America MLB Player of the Year, and the AL Hank Aaron Award winner after winning his third batting title and recording his fourth 200-hit season...Altuve posts a 1.021 OPS and seven home runs in the postseason, which ties him for the fourth-most homers ever hit in a single postseason in MLB history...Altuve hits three of those homers in Game 1 of the ALDS vs. Boston, becoming the ninth player in MLB history to





HOUSTON MAJOR LEAGUE HISTORY

hit three homers in a postseason game...George Springer is named World Series MVP after homering in four consecutive World Series games, becoming the first player to do so in a single World Series...on Aug. 31, Astros GM Jeff Luhnow orchestrates one of the biggest trades in franchise history when he acquires RHP Justin Verlander from the Tigers...Verlander goes on to win ALCS MVP honors following two dominating performances over the Yankees (2-0, 0.56 ERA, 1ER/16IP, 21 strikeouts)...in 11 combined games between the postseason and regular season, Verlander goes 9-1 with a 1.66 ERA...the World Series victory gives an emotional boost to a hurricane-ravaged city of Houston...Hurricane Harvey makes landfall in Houston in late-August, prompting the Astros to play three home games against the Texas Rangers at Tropicana Field in St. Petersburg, Fla. from Aug. 29-31...it marks the second time in club history that the Astros are forced to play a home game outside of Houston...in the regular season, the Astros win the AL West Division by 21 games, marking the largest division win in club history...the club sets a franchise record for the best 34-game start to a season (23-11), continuing that run through game number 117 (72-45)...the Astros offense leads the Majors in runs (896), hits (1581), doubles (346), average (.282), OBP (.346), SLG (.478) and OPS (.823) while striking out fewer than any other club (1087)...the Astros set club records in doubles (346), average (.282) and slugging percentage (.478)...this marks the first time in franchise history for the Astros to lead the Majors in runs...the Astros become the seventh team in Major League history to post the league's highest slugging percentage and fewest strikeouts in a single season...the Astros have six players at the All-Star Game, which leads all AL teams and marks the most in a single season in franchise history...they are represented by starters 2B Jose Altuve, SS Carlos Correa and OF George Springer, and pitchers RHP Chris Devenski, LHP Dallas Keuchel and RHP Lance McCullers Jr...George Springer and Jose Altuve win Silver Slugger Awards.

2018

The Astros record-setting 2018 campaign came to an end in the American League Championship Series, as they lost to the eventual World Series Champion Boston Red Sox in five games...despite their exit in the ALCS, Houston followed up their championship season with a franchise record 103 regular season wins, making them the



first club to post consecutive 100-win seasons since the 2002-04 Yankees, and the fifth defending World Series Champion to win over 100 games dating back to 1970...Houston finished with the best run differential in the Majors at +263, which ranked second in the expansion era (since 1961) of Major League Baseball, trailing only the 2001 Mariners...the club went 57-24 in road games, also good for second all-time in the expansion era...en route to their 103, the Astros tied their franchise record win streak, ripping off 12 straight from June 6-18, which included a 10-0 road trip, marking just the seventh undefeated road trip of 10-or-more games in the Majors dating back to the 1953 season...the club's pitching staff combined for 1,687 strikeouts, the most in Major League history, and also allowed only 534 runs, the fewest allowed by an AL team in a non strike-shortened season since the DH started being used in 1973...the group also led the Majors in virtually every significant category, including ERA (3.11), opponent average (.217), WHIP (1.10), starter's ERA (3.16) and bullpen ERA (3.03)...RHP Justin Verlander led the staff, as the second-year Astro finished second in the AL in Cy Young voting...Verlander (290K) and RHP Gerrit Cole (276K) finished first and second in the AL in strikeouts and became the first pair of right-handed pitchers in the modern era (since 1900) to each surpass 250 strikeouts in a season for the same club...Verlander and Cole headlined a six-player group of Astros All-Stars, which also included 2B Jose Altuve, 3B Alex Bregman, RHP Charlie Morton and OF George Springer, who were managed and coached by the Astros Major League staff...Altuve was the Astros only starter, as he was elected to his sixth-career All-Star Game by leading all of Major League Baseball in fan votes with 4,849,630...the Astros shined in the Midsummer Classic, as Bregman and Springer hit back-to-back home runs in the 10th inning, to give the AL a victory and give Bregman the MVP honors...the Astros sold out Minute Maid Park 17 times in 2018, their most since 2007, which included six sellouts on dates in which the club distributed Replica World Champions Rings at Minute Maid Park...the Astros distributed over 250,000 replica rings this season, which is believed to be the biggest giveaway of a single item in Major League Baseball history.

TABLE OF CONTENTS

PLAYERS

PLAYER DEVELOPMENT

2020 REVIEW

OPPONENTS

HISTORY AND RECORDS

SPRING TRAINING

MEDIA INFORMATION


MINUTE MAID PARK

HOUSTON MAJOR LEAGUE HISTORY

2019 The Astros captured their third pennant in franchise history, and second in a three-year span, falling just short of their second World Series Championship in seven games to the Washington Nationals...in the postseason, Houston defeated the Rays in a five-game ALDS and the Yankees in a six-game ALCS...during the regular season, the Astros set a franchise record with 107 wins, making them the fifth organization in MLB history to win 100-plus games in three consecutive seasons...the Astros led the Majors in run differential for the second consecutive season with a club record mark of +280...the Astros led the Majors with a 60-21 home record...the offense set a MLB record for slugging (.495) while posting the fewest strikeouts in the league...their pitching staff posted 1,671 strikeouts, the most in the Majors, making Houston the first team in MLB history to finish a season with the fewest offensive strikeouts and the most strikeouts by their pitching staff...the Astros won their third-consecutive AL West Division title by 10.0 games, going 56-20 against divisional opponents...at the trade deadline, the Astros executed a five-player deal that brought ace right-handed pitcher Zack Greinke to Houston...Houston tossed two no-hitters during the season: a six-pitcher combined no-hitter on Aug. 3 vs. SEA and Justin Verlander's third-career no-hitter on Sept. 1 at TOR...Verlander won his second-career AL Cy Young Award in a season in which he surpassed 3,000 career strikeouts, while reaching the 300-strikeout plateau for the first time in his career...Gerrit Cole finished second in the Cy Young race, setting a franchise record with 326 strikeouts...Yordan Alvarez burst onto the MLB scene in June, setting a club rookie record for homers (27) and becoming the third Astro to win Rookie of the Year honors...Alex Bregman led the offense, finishing second in the AL MVP race after leading the AL in WAR (8.4)...six Astros players made the All-Star team for the third-straight year (Verlander, Cole, Bregman, Michael Brantley, Ryan Pressly, George Springer)...Ryan Pressly completed an MLB record 40-game scoreless streak...Springer led MLB with 12 leadoff homers, one shy of the Major League record...the Astros Hall of Fame was created with an inaugural 16-member class...in May, the Astros swept the Angels in Monterrey, Mexico, their first regular season games played outside of the U.S. or Canada in club history.



2020 In perhaps the strangest year in Major League history, MLB completes a 60-game regular season in the midst of the COVID-19 pandemic...after navigating a tumultuous offseason, a Spring Training shutdown and a three-month hiatus, the Astros return to the field in July and advance all the way to the American League Championship Series for their fourth straight season, this time under new Manager Dusty Baker and new General Manager James Click...their postseason run, which included series wins over the Twins and Athletics, followed a 29-31 regular season record in the truncated season...the club overcame huge blows just to make the postseason, as the Astros got just one start out of reigning AL Cy Young winner Justin Verlander and just two games out of reigning AL Rookie of the Year Yordan Alvarez...Houston also loses four keys from their bullpen, three to season-ending injuries and one to an opt out...outfielder Kyle Tucker established himself as an everyday player, after leading the club in extra-base hits, while starter Framber Valdez leads the club in innings pitched in a breakout campaign...Houston ties a Major League record by using 15 rookie pitchers, including 10 to make their MLB debut...Cristian Javier leads that group, as the young starter finishes third in the AL Rookie of the Year voting...despite down regular season offensive numbers, Carlos Correa and Jose Altuve lead the club on their postseason run, with Correa totaling six homers and 17 RBI in his 13 postseason games...George Springer chips in four postseason homers, giving him 19 in his career, which ties him for fourth in MLB postseason history...like most of baseball, the Astros do not host fans at their home stadium in 2020, but still hold home field advantage with a 20-8 record at Minute Maid Park...Astros Opening Day is held on July 24 vs. Seattle, the latest Opening Day in franchise history...Houston wins the opener, 8-2, extending their franchise record winning streak on Opening Day to eight games.





ASTROS STADIUM HISTORY



Colt Stadium served as the home to Houston's first Major League Baseball franchise: the Colt .45s. The outdoor, single-deck facility was constructed as a temporary home until a domed stadium was completed. It was in operation for three seasons, from 1962-1964, and was witness to two no-hitters, both by the Colts: Don Nottebart in 1962 and Ken Johnson in 1963. High heat and humidity moved many games to late afternoon starts and pushed the National League to lift its ban on Sunday night games. It was located in what is now the Astrodome's north parking lot.



By the time the Astrodome opened on April 9, 1965, for an exhibition game between the Houston Astros and New York Yankees, it was already heralded as the "Eighth Wonder of the World." The largest structure of its kind and the world's first multi-purpose domed stadium, the Astrodome came to symbolize the futuristic home of professional sports in America. In honor of Houston's significance to the country's space program, it was appropriately named the Astrodome, and to maintain the theme, the Colt .45s were proudly renamed the Astros. AstroTurf was developed and installed to start the 1966 campaign after natural grass was unsuccessful. It served as the Astros home for 35 seasons.

COLT STADIUM

First Game:	April 10, 1962
Last Game:	September 27, 1964
Capacity:	32,601 (1962); 33,010 (1964)
Dimensions:	Foul lines: 360 ft; power alleys: 395 ft; center field: 420 ft; deepest corners in center field, just left and right of straightaway center: 427 ft; backstop: 60 ft.
Fences:	Left & right field: 8 ft; center field screen: 30 ft.
Surface:	Grass
Cost:	\$2 million
Location:	South Houston, in what is now the Astrodome's parking lot (north lot).

Current status: The stadium was dismantled in the 1970s and moved to Torreon, Mexico, where it was reassembled and became home to a Mexican League baseball team.

ASTRODOME

First Game:	April 12, 1965
Last Game:	October 9, 1999
Capacity:	42,217 (1965); 54,816 (1990)
Dimensions:	Foul lines: 325 ft; power alleys: 375 ft; center field: 400 ft; backstop: 52 ft; apex of dome: 208 ft.
Fences:	Left & right field: 10 ft; center field: 10 ft.
Surface:	Grass (1965); Astroturf (1966-1999)
Cost:	\$35 million (1965); \$60 million (1989 expansion)
Location:	South Houston

TABLE OF CONTENTS

PLAYERS

PLAYER DEVELOPMENT

2020 REVIEW

OPPONENTS

HISTORY AND RECORDS

SPRING TRAINING

MEDIA INFORMATION

MINUTE MAID PARK

THE HISTORY OF THE ASTROS UNIFORM

HOUSTON COLT .45'S • 1962-1964



HOME

ROAD

HOUSTON ASTROS • 1965-1970



HOME

ROAD

HOUSTON ASTROS • 1971-1974



HOME

ROAD

HOUSTON ASTROS • 1975-1979



HOME & ROAD

HOUSTON ASTROS • 1980-1986



HOME

ROAD

HOUSTON ASTROS • 1987-1988



HOME

ROAD

HOUSTON ASTROS • 1989-1993



HOME

ROAD

HOUSTON ASTROS • 1994-1996



HOME

ROAD



THE HISTORY OF THE ASTROS UNIFORM

HOUSTON ASTROS • 1997-1999



HOME

ROAD

HOUSTON ASTROS • 2000



ALTERNATES

HOUSTON ASTROS • 2000-2012



HOME

HOME (SATURDAY)

HOME (SUNDAY)



ROAD



ROAD (ALTERNATE)

HOUSTON ASTROS • 2013-current



HOME

ROAD

ALTERNATE/
HOME (FRIDAY)

HOME (SUNDAY)

TABLE OF
CONTENTS

PLAYERS

PLAYER
DEVELOPMENT

2020 REVIEW

OPPONENTS

HISTORY
AND RECORDS

SPRING TRAINING

MEDIA
INFORMATION

MINUTE MAID
PARK

ASTROS BROADCAST HISTORY

ASTROS ENGLISH BROADCASTERS*

Radio and Television full-time broadcasters

Al Helfer	1962
Guy Savage	1962-1963
Loel Passe	1962-1976
Gene Elston	1962-1986
Harry Kalas	1965-1970
Bob Prince	1976
Dewayne Staats	1977-1984
Larry Dierker	1979-1996; 2004-2005
Jerry Trupiano	1985-1987
Milo Hamilton	1985-2012
Bill Worrell	1986-1996; 2000-2003
Dave Hofferth	1987
Bill Brown	1987-2016
Bruce Gietzen	1988-1990
Enos Cabell	1989-1994
Vinco Cotroneo	1991-1997
Jim Deshaies	1997-2012
Alan Ashby	1998-2005; 2013-16
Brett Dolan	2006-2012
Dave Raymond	2006-2012
Geoff Blum	2013-present
Robert Ford	2013-present
Steve Sparks	2013-present
Todd Kalas	2017-present

* - prior to the 2000 season, it was standard practice for Astros english broadcasters to switch between radio and television assignments

ASTROS SPANISH RADIO BROADCASTERS

Radio full-time broadcasters

Rene Cardenas	1962-1976
Orlando Sanchez Diago	1962-1976, 1987-1992
Rolando Beccera	1987-1992
Manny Lopez	1993
Francisco Ernesto Ruiz	1993-2007
Danny Gonzalez	1994-1996
Alex Trevino	1996-present
Francisco Romero	2008-present

ASTROS RADIO BROADCASTERS

English broadcasts, 2000-present

Milo Hamilton	1985-2012
Alan Ashby	1998-2005
Brett Dolan	2006-2012
Dave Raymond	2006-2012
Robert Ford	2013-present
Steve Sparks	2013-present

ASTROS TELEVISION BROADCASTERS

English broadcasts, 2000-present

Bill Brown	1987-2016
Jim Deshaies	1997-2012
Bill Worrell	2000-2003
Larry Dierker	2004-2005
Alan Ashby	2013-2016
Geoff Blum	2013-present
Todd Kalas	2017-present



ASTROS FORD C. FRICK AWARD WINNERS

The Ford C. Frick Award is presented annually by the Baseball Hall of Fame to a broadcaster for "major contributions to baseball." The award, named after the late broadcaster, National League President, Commissioner, and Hall of Famer, has been presented annually since 1978. Frick was a driving force behind the creation of the Hall of Fame in Cooperstown and he helped foster the relationship between radio and the game of baseball.

The Ford C. Frick Award is presented annually during the Hall of Fame Induction Ceremony. Each award recipient (not to be confused with an inductee) is presented with a calligraphy of the award during the Hall of Fame Induction Ceremony and is recognized in the "Scribes & Mikemen" exhibit in the Library of the National Baseball Hall of Fame.

GENE ELSTON (Astros broadcaster from 1962-1986)



Gene Elston's baseball broadcasting career spanned 47 years, primarily as a radio announcer. The 2006 recipient of the Ford C. Frick Award, delivered baseball to a new legion of fans as the lead voice of the expansion Houston Astros for 25 years, from their beginnings as the 1962 Colt .45s, through their 1986 National League West Division championship. While his voice became a beacon to fans in Texas and the Southwest, Elston's broadcasting responsibilities also included numerous national assignments. Elston broke into radio as a high school basketball broadcaster in 1941 in Fort Dodge, Iowa. After serving in the Navy during World War II, he returned to the small midwest stations he knew so well. His break came in 1945 when he handled color commentary for the National Football League's Cleveland Rams. His entry into baseball came in 1946, when Elston was hired to call games for the Waterloo White Hawks of the Three I League. Three years later, he was named play-by-play for Des Moines of the Western League. In 1954 he made the major leagues as the number two man for the Chicago Cubs. In 1958, Elston was chosen to work with Bob Feller for Mutual's Game of the Day, which aired over 350 stations across the country, a position he held through 1960. In 1961, as baseball was expanding, he was the first announcer to handle play-by-play duties for the Houston franchise. He went on to work the CBS Radio Game of the Week from 1987-1995 and CBS postseason games from 1995-1997. A Texas Baseball Hall of Fame inductee, Elston also created a unique scorebook, Gene Elston's Stati-Score Baseball Scorebook, and authored two books, including the 2001 release, A Stitch in Time: A Baseball Chronology, 1845-2000.

MILO HAMILTON (Astros broadcaster from 1985-2012)



Milo Hamilton, the 1992 recipient of the Ford C. Frick Award, broadcast Major League baseball for more than 40 years. His big league on-air career included stops with the St. Louis Browns (1953), St. Louis Cardinals (1954), Chicago Cubs (1956-57 and 1980-84), Chicago White Sox (1962-65), Atlanta Braves (1966-75), Pittsburgh Pirates (1976-79), and Houston Astros (1985-2012). It was no coincidence that he was behind the microphone for more historic baseball events than any other announcer. His smooth style appealed to his listeners and his knowledge of the game has earned him the respect of his peers. Among the milestones he broadcast were Hank Aaron's 715th home run, Ernie Banks' fifth grand-slam of the 1955 season, seven no-hitters and Roger Maris' 61st homer (recruited on Western Union ticker). He was also on the Cardinals' broadcast crew when Stan Musial hit his record-breaking fifth home run in a doubleheader and he was doing the play-by-play 18 years later when San Diego's Nate Colbert duplicated Musial's feat. Wherever he has been, Hamilton involved himself in fund-raising activities, and over the years he helped raise over \$1.5 million for local charities. Born in Fairfield, Iowa, on Sept. 2, 1927, Hamilton graduated from the University of Iowa with a degree in radio speech. Milo shared the broadcast booth with numerous other Frick Award winners, including Jack Brickhouse, Bob Elson, Harry Caray and Jack Buck.

AL HELFER (Astros broadcaster in 1965)



Al Helfer, who was big in stature, big in personality and a big league mainstay in broadcast booths across the country for four decades, was named the 2018 recipient of the Ford C. Frick Award. The burly 6-foot-4 Helfer worked behind a microphone in the Majors for eight different clubs, the Pirates (1933-34), Reds (1935-36), Yankees (1937-38, 1945), Brooklyn Dodgers (1939-41, 1955-57), New York Giants (1945, 1949), Phillies (1958), Colt .45s (1962) and Athletics (1968-69), and gained a national following as a radio broadcaster for Mutual Broadcasting System's Game of the Day in the 1950's. For a five-year period between 1950 and '54, he was traveling to a different ballpark six days a week. A rewarding but exhausting assignment, it was due to this Game of the Day exposure – the broadcasts carried by approximately 400 stations in non-MLB markets and around the world by the Armed Forces Radio Network – which Helfer became one of the nation's best-known baseball broadcasters. It was said that his audience reached 80 million at times. In 1962, Helfer was a member of the Colt .45s original broadcast crew, along with other Astros greats, Gene Elston, Loel Passe and Rene Cardenas.

ASTROS FORD C. FRICK AWARD WINNERS

HARRY KALAS *(Astros broadcaster from 1965-1970)*



Harry Kalas, longtime announcer for the Philadelphia Phillies, was the 2002 recipient of the Ford C. Frick Award. A native of Naperville, Ill., Kalas graduated from the University of Iowa in 1959 with a Bachelor of Arts degree in Speech, Radio, and Television. The affable broadcaster was drafted into the military on graduation day and spent the following two years in Hawaii with the U.S. Army. In 1961, he served as sports director of radio station KGU and also began broadcasting for the Pacific Coast League's Hawaii Islanders as well as the University of Hawaii. An original member of the Astros broadcast team in 1965, he called games for Houston until 1970. In 1971, he moved to the Phillies broadcast booth, where he shared the microphone with Hall of Fame outfielder Richie Ashburn for 26 seasons. Kalas was honored as Pennsylvania Sportscaster of the Year 18 times. He also broadcast Big Five basketball and Notre Dame football. Kalas, revered for his uncanny ability to connect with his listeners, whether on radio or television, called more than 5,000 Phillies games. His passion for the game was unsurpassed, and his powerful, soothing voice was a summertime tradition throughout Pennsylvania, Delaware and New Jersey.

THE HOUSTON BASEBALL MEDIA WALL OF HONOR

Each season, the Houston Baseball Media Wall of Honor, located on the club level at Minute Maid Park, inducts a current or former Houston media member who has made significant and lasting contributions to the landscape of Houston baseball through their work in journalism or broadcasting.

ANITA MARTINI *(inaugural, 2007 inductee)*




The inaugural inductee into the Houston Baseball Media Wall of Honor was the late Anita Martini, a pioneer in the sports media field. Martini, a native of Galveston, was a pioneer for women in sports journalism. Martini began her career with Houston radio station KTRH during the 1960s and became the nation's first woman sports anchor in the early 1970s, at Houston television station KPRC. In 1974, she challenged Major League Baseball for the right to join her male colleagues in the clubhouse for post-game interviews with the players. Martini won her fight when she interviewed Jimmy Wynn in the Los Angeles Dodgers clubhouse after a game at the Houston Astrodome. By the 1980s, she was hosting one of the first call-in sports shows on Houston AM radio station KPRC. She died of cancer in 1993 at the age of 54. Martini also is an inductee of the Texas Baseball Hall of Fame.

GENE ELSTON *(2008 inductee)*



Elston broadcast Major League Baseball games in Houston for 25 years as the Voice of the Astros from 1962-1986. He was behind the microphone for the first game in franchise history on April 10, 1962, when the Colt .45s defeated the Chicago Cubs. Elston was the first play-by-play broadcaster for the Houston franchise, and a generation of baseball fans received their introductions to both the Astros and Major League Baseball by his broadcasts. Elston broadcast baseball for 47 years, beginning with Waterloo of the Triple I League in 1947. After nine seasons broadcasting minor league baseball, Elston made his Major League debut with the Chicago Cubs in 1954. He also called the Mutual "Game of the Week" from 1958-60 and the CBS Radio "Game of the Week" from 1987-97. In 2006, Elston was honored with the Ford C. Frick Award from the National Baseball Hall of Fame and Museum for his significant and lasting contributions to the game of baseball through his work in broadcasting. Among the highlights of Elston's career with the Astros included calling eight of the team's no-hitters, two Astros NL Western Division Championships (1980, 1986), and Nolan Ryan breaking Walter Johnson's all-time strikeout record in 1983. He was inducted in the Texas Baseball Hall of Fame in 1993.

NEIL HOHLFELD *(2009 inductee)*



Hohlfeld covered the Houston Astros as the beat writer for the Houston Chronicle from 1979 until 1995. He served as president of the Houston chapter of the Baseball Writers Association of America in 1993. In 1996, Hohlfeld went on to cover other sports, including Texas A&M athletics and NASCAR, through 2006 before assuming an editing assignment for the Chronicle. In 2007, he returned to his first love as a baseball analyst for FS Houston's pre- and post-game shows. Hohlfeld graduated from the University of Missouri with a Bachelor of Journalism in 1973 and began his career in Hannibal, Mo. He worked for the Chicago Tribune from 1974-79 before joining the Chronicle in 1979. Hohlfeld passed away on July 19, 2008 at the age of 56. He was honored by the Houston chapter of the BBWAA as the recipient of the 2008 Fred Hartman Long and Meritorious Service Award.



THE HOUSTON BASEBALL MEDIA WALL OF HONOR

MICKEY HERSKOWITZ (2010 inductee)



Herskowitz was one of Houston's original beat writers and columnists, having covered the team since its inception in 1962. He wrote for both the Houston Post and Houston Chronicle. A graduate of the University of Houston, at age 26, Herskowitz became the nation's youngest sports editor of a major newspaper and later received international recognition for his coverage of the terrorist tragedy at the 1972 Munich Olympics. He was the first writer to win national first place awards in three Associated Press categories in one year, 1968. In addition to his journalism career, Herskowitz has authored books on historical figures, such as Gene Autry, Nolan Ryan, Paul "Bear" Bryant and Prescott Bush. He was also the ghostwriter of several autobiographies, including Dan Rather and Mickey Mantle. A former Marine, he has been inducted into the Houston Chamber of Commerce Hall of Fame, and received the national Headliners Award for excellence in sports writing. Herskowitz is also a former executive with the American Football League; a New York magazine editor; an original partner in the Houston Rockets; and a journalism professor at Sam Houston State University. He was inducted into the Texas Baseball Hall of Fame in 1997.

BILL BROWN (2011 inductee)




Bill Brown was the Houston Astros play-by-play announcer for 30 seasons. Brown, also known as "Brownie," was inducted into the Texas Baseball Hall of Fame on Nov. 12, 2004. He joined the Astros in 1987 after working as senior producer and anchor of the Financial News Network's SCORE program. Prior to that assignment, he was the sports director of the Sports Time Cable Network, which televised select Reds, Royals and Cardinals games. He spent one year with HSE in Pittsburgh and was the television voice of the Cincinnati Reds from 1976-82. Brown, who began his broadcast career on radio at 18 years old, graduated from the University of Missouri in 1969 and became a U.S. Army broadcast specialist, working as a sportscaster for the Armed Forces Vietnam Network in Saigon from 1970-71. After leaving the service in 1971, Brown completed one semester of graduate school at Central Missouri State College in 1971 and then earned a job at WLWT-TV in Cincinnati. Brown has broadcast for two teams in the World Series, the 1976 Reds and the 2005 Astros. He also called Craig Biggio's historic 3,000th hit in 2007, as well as many other memorable moments during both his Astros broadcasting tenure and overall broadcasting career.

MILO HAMILTON (2012 inductee)



Hall of Fame broadcaster Milo Hamilton spent a total of 59 seasons broadcasting Major League Baseball, which ranked as the second-longest broadcasting career in the game's history. A member of the Texas Baseball Hall of Fame, Hamilton has also been recognized by the National Baseball Hall of Fame, having won the Ford C. Frick Award in 1992. As an Astros broadcaster, he called many of the greatest moments in franchise history, including Nolan Ryan's 4,000th strikeout in 1985, the final out of Mike Scott's dramatic, division-clinching no-hitter in 1986, the Astros historic, six-pitcher, combined no-hitter at Yankee Stadium in 2003, the Astros 2005 Game 6 NLCS clincher, and Craig Biggio's 3,000th hit in 2007. Prior to joining Houston, Hamilton had already established himself as a top broadcaster in the game, having called Hank Aaron's historic 715th home run on April 8, 1974. His career accomplishments also include calling games at 59 Major League ballparks, being behind the mic for 11 no-hitters and broadcasting for the Pirates during their 1979 World Series championship season. At the conclusion of the 2012 campaign, he retired from his position as "The Voice of the Astros", having established himself as one of the all-time great broadcasters in Major League Baseball history.

RENE CARDENAS (2013 inductee)



Cardenas, a native of Managua, Nicaragua, started his professional baseball broadcast career with the Los Angeles Dodgers in 1958, becoming one of the first members of a Spanish radio broadcast team in the history of Major League Baseball. In the coming years, Cardenas further made history as a pioneer, as he and his team became the first Spanish radio broadcast team to call a World Series (1959) and an All-Star Game (1961). Cardenas was brought into the Houston organization by Judge Roy Hofheinz in 1962 as the Director of the Spanish Division for the Colt .45's, and stayed with the Astros through 1975. He also spent time with the Texas Rangers organization, where he started their very first Spanish radio broadcast. Following his time in Arlington, Cardenas returned to LA where he did Spanish radio and TV broadcasts for the Dodgers in the 1980s. Cardenas returned to Houston in 2000 where he began writing for the club. He returned to Spanish radio broadcast in 2007 and in 2008, became a television broadcaster for the team. He now writes for La Prensa, as well as the Astros Gameday Magazine and La Voz. Among his many honors are a place in both the Texas Rangers and former LA Dodgers Walks of Fame, and three nominations for the Ford C. Frick award in 1993, 2010 and 2011.

THE HOUSTON BASEBALL MEDIA WALL OF HONOR

ALEX TREVINO *(2014 inductee)*



Alex Treviño became a distinguished member of the Houston Baseball Media Wall of Honor on Thursday, Sept. 18, 2014, in what was his 19th year in the Astros Spanish radio booth. He joined the broadcast team in 1996 and has called over 3,000 Astros games and six postseason appearances, including the 2005 World Series run. As of 2014, his 19 seasons in the broadcast booth were the second-most in franchise history by a Spanish broadcaster, trailing only Orlando Sanchez Diago's 21 years. Prior to joining the broadcast staff, Treviño spent 13 seasons in the Majors, primarily as a catcher, including the 1988-90 seasons with the Astros. He also spent time with the Mets, Reds, Braves, Giants and Dodgers in his Major League career. Treviño finished his playing career in the Mexican League, playing three seasons (1993-95) in his hometown of Monterrey, Mexico. Treviño was a member of the 1972 Pony League World Series championship team, which hailed from Monterrey. He later would become one of seven Mexican-born players to play for the Astros, and was inducted into the Hispanic Heritage Baseball Museum Hall of Fame in 2003.

HARRY SHATTUCK *(2015 inductee)*



Long-time sportswriter for the Houston Chronicle, Harry Shattuck, was inducted into the Houston Baseball Media Wall of Honor on Sept. 23, 2015. Shattuck covered the Astros beat for the Houston Chronicle for several seasons. Shattuck worked in the newspaper business for the Houston Chronicle for parts of four decades from 1970-2009. He began covering the Astros in 1970 and served as the Chronicle's beat writer from 1972-1985. He moved on to serve as the Chronicle's national baseball writer (1985-88), the assistant sports editor (1989-93) and the travel editor (1993-09) before his retirement. In his distinguished career, Shattuck covered 14 World Series, was the former chairman of the Houston Chapter of the BBWAA and voted for the Baseball Hall of Fame for over 30 years. While on the Astros beat, Shattuck covered the team during the tumultuous change in team ownership in 1976 and during the Astros 1980's playoff appearances.

MARK BERMAN *(2016 inductee)*



On Monday, Sept. 26, 2016, long-time sports director at KRIV-TV Mark Berman was inducted into the Houston Baseball Media Wall of Honor. Berman has spent over 30 years at KRIV-TV in Houston, having joined the Houston FOX affiliate in 1986 and being named the station's sports director in 1988. In his role, Berman covers all sports in the Houston area, including professional, collegiate and high school athletics. A leader in his industry, Berman is best known for his relentless work ethic, his professionalism and his accuracy in breaking stories. Since joining the Houston media, Berman has covered every Astros playoff team in franchise history (1980-81, 1986, 1997-99, 2001, 2004-05, 2015), including the club's World Series appearance in 2005. Berman grew up in Hempstead, Texas, and graduated from the University of Houston with a degree in communications.

BOB ALLEN *(2017 inductee)*



Houston sports anchor and director Bob Allen was inducted into the Houston Baseball Media Wall of Honor on Sept. 17, 2017. One of the most iconic members of the Houston media market, Allen sadly passed away in October of 2016 after a lengthy battle with cancer. Allen spent 38 years as sports director at ABC13 News (KTRK) after getting named to the post in 1975, making him the longest tenured major market sports anchor in the country. He also spent two years as sports director at KHOU 11 News following his run with KTRK. During his career, Allen covered virtually all of the Astros postseason runs, all five ownership groups in the history of the Houston franchise, the construction and opening of Minute Maid Park, the Astros first appearance in a World Series and Craig Biggio's 3,000th hit and Hall of Fame selection. A native of Houston, Allen was committed to giving back to his community, as he was an enthusiastic supporter and board member of both the Sunshine Kids organization and the Special Olympics.



THE HOUSTON BASEBALL MEDIA WALL OF HONOR

KAREN WARREN *(2018 inductee)*

Longtime Houston Chronicle photojournalist Karen Warren was inducted into the Houston Baseball Media Wall of Honor on Sept. 14, 2018, becoming the first photojournalist to receive this honor since the award's inception in 2007. With over 20 years as a staff photographer at the Houston Chronicle, Warren has covered some of the best years in the history of the Astros franchise and has become a fixture in the Houston media market. Since joining the Houston Chronicle in 1997, she has shot a multitude of Astros regular season and postseason games, and has traveled to Spring Training in Florida to cover the team for close to 20 seasons. In addition to her coverage of the Astros, Warren has also covered the Houston Texans and Houston Rockets during her time at the Chronicle. Warren began her career in photojournalism at the Austin American-Statesman in 1987, where she spent nine years before joining the St. Louis Post-Dispatch in 1996. She joined the Houston Chronicle staff in 1997. A graduate of the University of Texas at Austin, Warren has shot or edited 14 Super Bowls, two World Series runs, the 2004 NLCS, the 2003 College World Series and the 2010 Little League World Series.

LARRY DIERKER *(2019 inductee)*

Franchise icon Larry Dierker was inducted into the Houston Baseball Media Wall of Honor on Sept. 22, 2019, his 73rd birthday and the 55th anniversary of his Major League debut, which came as a 17-year old for the Houston Colt .45s. Dierker debuted with Houston in 1964 and had a remarkable 14-year playing career, including 13 seasons with the Astros (1964-77). After his playing days, Dierker was hired to the club's radio and television broadcast teams in 1979. He worked on both platforms for a total of 20 seasons (1979-96, 2004-05) over two stints in the booth. Dierker has the distinction of moving directly from the broadcast booth to the managerial position, which he did in 1997. He went on to lead the Astros to four playoff appearances (1997-99, 2001) in his five seasons as manager. Since 2005, Dierker has filled a variety of roles with the Astros, including appearances on club broadcasts, writing for team publications and serving as an Astros Community Outreach Executive and as a Special Advisor to the club. Earlier this year, he was inducted into the Astros Hall of Fame, as a member of the inaugural class.

KEVIN ESCHENFELDER *(2020 inductee)*

Longtime Houston broadcaster and native Houstonian Kevin Eschenfelder is celebrating his 25th season in 2021 as the Astros pre and postgame host for their television rights holder, AT&T SportsNet Southwest. Eschenfelder has over 30 years experience working in the Houston media market, originally getting his start in 1991 at Fox Sports Net, covering all three of Houston's major professional sports teams. He began hosting the Astros and Rockets pre and postgame shows in 1997 for Fox Sports Southwest, before continuing in that role for FS Houston, Comcast SportsNet Houston and AT&T SportsNet SW. In addition to his pre and postgame duties for Astros games, Eschenfelder fills in on the Astros television broadcasts as a play-by-play announcer. A graduate of the University of Houston, Eschenfelder has been the radio voice of the University of Houston Football team since 2013.

THE LAST TIME IT HAPPENED: INDIVIDUAL BATTING

(For regulation nine-inning games unless noted / * Denotes club record)

AT-BATS

Two At-Bats in an Inning	Myles Straw, Aug. 25, 2020 vs. Los Angeles-AL (1st inn.)
Seven At-Bats in a Game	George Springer, Sept. 8, 2019 vs. Seattle
Eight At-Bats in a Game	C. Lee, M. Loretta , T. Wigginton, July 6, 2008 at Atlanta (17 inn.)
Ten or More At-Bats in a Game	Ron Davis, April 15, 1968 vs. New York (NL) (24 inn.)*
Reach Base Twice in an Inning	Alex Bregman, Aug. 14 vs. Seattle (1st inn.; single, walk)

RUNS SCORED

Two Runs in an Inning	George Springer, Aug. 14, 2020 vs. Seattle (1st inn.)*
Four Runs in a Game	Yordan Alvarez, Aug. 10, 2019 at Baltimore
Five Runs in a Game	George Springer, May 12, 2019 vs. Texas

HITS

Two Hits in an Inning	Josh Reddick, Aug. 14, 2020 vs. Seattle (1st inn.; single, double)*
Five Hits in a Game	Josh Reddick, Sept. 26, 2019 at Los Angeles-AL
Six Hits in a Game	George Springer, May 7, 2018 at Oakland*
Five Consecutive Hits in a Game	George Springer (6), May 7, 2018 at Oakland*
Six Consecutive Hits in a Game	George Springer, May 7, 2018 at Oakland*
Seven Consecutive Hits, One or More Games	Jose Altuve (10), May 25-27, 2018*
Eight Consecutive Hits, One or More Games	Jose Altuve (10), May 25-27, 2018*
Hit Safely in 20 or More Consecutive Games	23, Hunter Pence, May 19-June 13, 2011

SINGLES/DOUBLES/TRIPLES

Two Singles in an Inning	Josh Reddick, July 14, 2019 at Texas (7th inn.)*
Five Singles in a Game	George Springer, June 10, 2015 at Chicago (AL)*
Two Doubles in an Inning	Yordan Alvarez, Sept. 8, 2019 vs. SEA (3rd inn.) and Cesar Cedeno, April 8, 1973 (Gm 1) at ATL (6th inn.)*
Three Doubles in a Game	Yordan Alvarez, Sept. 8, 2019 vs. Seattle
Four Doubles in a Game	Jeff Bagwell, June 14, 1996 at San Francisco*
Two Triples in an Inning	Never Accomplished
Two Triples in a Game	Kyle Tucker, Aug. 19, 2020 at Colorado
Three Triples in a Game	Craig Reynolds, May 16, 1981 vs. Chicago (NL)*
Triple in Three Consecutive Games	4x, last, Luke Scott, Sept. 18-20, 2006 vs. Cincinnati*

HOME RUNS

Two Home Runs in an Inning	Jeff Bagwell, June 24, 1994 vs. Los Angeles (AL) (6th inn.)*
Two Home Runs in a Game, Each Side of Plate	Marwin Gonzalez, May 2, 2017 vs. Texas
Three Home Runs in a Game	George Springer, Sept. 22, 2019 vs. Los Angeles-AL*
Four Home Runs, Two Consecutive Games	Lance Berkman, April 16 (3) and April 17 (1), 2002 at Cincinnati*
Home Run in Four Consecutive Games	Robinson Chirinos, June 1-6, 2019
Home Run in Five Consecutive Games	Yuli Gurriel, July 2-7, 2019
Home Run in Six Consecutive Games	Morgan Ensberg, April 15-21, 2006
Leadoff Home Run	George Springer, Sept. 15, 2020 vs. Texas (off Kyle Cody)
Walkoff Home Run	Kyle Tucker, Aug. 16, 2020 (off Erik Swanson)
Pinch-Hit Home Run	Yordan Alvarez, Sept. 14, 2019 at Kansas City (off Gabe Speier)
Inside-the-Park Home Run	George Springer, Sept. 20, 2020 vs. ARI (6th Inn. off Taylor Widener)
Multi-Homer Opening Day	Jeff Bagwell, April 1, 2003 vs. Colorado (both off Jason Jennings)
HR in First At-bat as an Astro	Rick Ankiel, March 31, 2013 vs. Texas (6th inning off Derek Lowe, as a PH)
HR in First At-bat as an Astro and 1st Career At-bat	Mark Saccomanno, Sept. 8, 2008 vs. Pittsburgh (5th inn. off Ian Snell)
HR in First At-bat as an Astro and 1st Career Plate Appearance	Mark Saccomanno, Sept. 8, 2008 vs. Pittsburgh (5th inn. off Ian Snell)
Multiple Home Run Season, as a Pitcher	Brandon Backe (2, May 3, 2008 vs. Milwaukee, Aug. 1, 2008 vs. New York (NL))

GRAND SLAMS

Pinch-Hit Grand Slam	Brian Bogusevic, Aug. 16, 2011 vs. Chicago (NL) (off Carlos Marmol, 9th inn.)
Two Grand Slams in a Game	Never Accomplished
Two Grand Slams in a Season	Altuve, Gurriel, Bregman, 2019
Three Grand Slams in a Season	George Springer, 2016, April 6 at NYY, May 14 at BOS, June 24 at KC*

EXTRA BASE HITS

Two Extra Base Hits in an Inning	Yordan Alvarez, Sept. 8, 2019 vs. Seattle (3rd inn.; two doubles)*
Four Extra Base Hits in a Game	Alex Bregman, June 26, 2018 vs. Toronto (three doubles, one home run)*

RUNS BATTED IN

Four RBI in an Inning	Yordan Alvarez, Aug. 10, 2019 at Baltimore (7th inn.)*
Five RBI in a Game	Yuli Gurriel (8), Aug. 7, 2019 vs. Colorado*
Six RBI in a Game	Yuli Gurriel (8), Aug. 7, 2019 vs. Colorado*
Seven RBI in a Game	Yuli Gurriel (8), Aug. 7, 2019 vs. Colorado*
Eight RBI in a Game	Yuli Gurriel (8), Aug. 7, 2019 vs. Colorado and J.R. Towles, Sept. 20, 2007 at St. Louis*
RBI in 10 Consecutive Games	Lance Berkman, June 26-July 6, 2002 (19 RBI)*



TABLE OF CONTENTS

PLAYERS

PLAYER DEVELOPMENT

2020 REVIEW

OPPONENTS

HISTORY AND RECORDS

SPRING TRAINING

MEDIA INFORMATION

MINUTE MAID PARK

WALKS

Two Walks in an Inning.....	Brian McCann, Aug. 4, 2017 vs. Toronto (4th inn.)*
Four Walks in a Game.....	Yordan Alvarez, Aug. 20, 2019 vs. Detroit
Six Walks in a Game.....	Jeff Bagwell, Aug. 20, 1999 at Florida (16 inn.)*
Four Consecutive Walks in a Game.....	Yordan Alvarez, Aug. 20, 2019 vs. Detroit
Five Consecutive Walks in a Game.....	Joe Ferguson, June 24, 1978 at San Diego (10 inn., 3 intentional)*
Walk in 11 Consecutive Games.....	Alex Bregman, April 20-30, 2019 (13 walks) and Joe Morgan, July 6-20, 1970 (14 walks)*
Two Intentional Walks in an Inning.....	Never Accomplished
Three Intentional Walks in a Game.....	Lance Berkman, Sept. 27, 2006 at Pittsburgh (15 inn.)*

MOST STRIKEOUTS

Two Strikeouts in an Inning.....	Carlos Correa, June 3, 2016 vs. Oakland (1st inn.)*
Four Strikeouts in a Game.....	Dustin Garneau, Sept. 24, 2020 at TEX
Five Strikeouts in a Game.....	Gerrit Cole, May 4, 2018 at ARI*
Strikeouts in 10 Consecutive At Bats.....	Rick Ankiel, April 2-8, 2013

SACRIFICE HITS/SACRIFICE FLIES

Three Sacrifice Hits in a Game.....	Andy Pettitte, July 15, 2006 at Florida*
Two Sacrifice Flies in a Game.....	Josh Reddick, July 28, 2017 at Detroit*

HIT BY PITCH/GROUND INTO DOUBLE PLAY

Two Hit by Pitch in an Inning.....	Never Accomplished
Three Hit by Pitch in a Game.....	Richard Hidalgo, April 19, 2000 at Los Angeles (AL)*
Two GDP in a Game.....	Jose Altuve, June 23, 2019
Three GDP in a Game.....	Miguel Tejada, Sept. 10, 2009 vs. Atlanta*

STOLEN BASES

Two Stolen Bases in an Inning.....	Kyle Tucker, Sept. 14, 2019 at Kansas City (4th inn.)
Three Stolen Bases in a Game.....	Myles Straw, June 2, 2019 at Oakland
Four Stolen Bases in a Game.....	Roger Cedeno, April 22, 2000 vs. San Diego (10 inn.)*
Steal of Home.....	Alex Bregman, Sept. 6, 2019 vs. Seattle (5h inn.)
Steal of Home by an Opponent.....	Jimmy Paredes, May 27, 2015 at Baltimore (4th inn. off Collin McHugh)
Stolen Base as a Pitcher.....	Brandon Backe, May 25, 2005 at Chicago (N.L.)

HITTING FOR THE CYCLE

Astro Hitting for the Cycle.....	Brandon Barnes, July 19, 2013 vs. Seattle
Opponent Hitting for the Cycle.....	Adrian Beltre, Aug. 3, 2015, Texas

THE LAST TIME IT HAPPENED: INDIVIDUAL PITCHING

WINS/LOSSES

Win Five or More Consecutive Decisions.....	16, Gerrit Cole, May 27-Sept. 29, 2019*
Win Eight or More Consecutive Decisions.....	16, Gerrit Cole, May 27-Sept. 29, 2019*
Win 10 or More Consecutive Decisions.....	16, Gerrit Cole, May 27-Sept. 29, 2019*
Win 16 or More Consecutive Decisions.....	16, Gerrit Cole, May 27-Sept. 29, 2019*
Lose Five or More Consecutive Decisions.....	5, Doug Fister, Aug. 28-Sept. 28, 2016
Lose Eight or More Consecutive Decisions.....	10, Brett Oberholzer, Sept. 7 2013-May 6, 2014
Lose Ten or More Consecutive Decisions.....	10, Brett Oberholzer, Sept. 7 2013-May 6, 2014
Lose 13 Consecutive Decisions.....	Jose Lima, April 10-July 4, 2000*

COMPLETE GAMES/SHUTOUTS

Pitch Two Consecutive Complete Games.....	Dallas Keuchel, May 25-30, 2015 (at BAL, vs. CWS)
Pitch Nine Consecutive Complete Games.....	J.R. Richard, July 29-Sept. 6, 1979 (11)*
Pitch Three Consecutive Shutouts.....	J.R. Richard, 1980 (May 31 at SF/June 6 vs. SF/June 11 vs. CHI (NL))*
Complete-Game Shutout thrown by a Rookie.....	Brett Oberholzer, Sept. 1, 2013 vs. Seattle

SAVES/RELIEF APPEARANCES

Save Two Consecutive Games Played by the Team.....	Ryan Pressly, Sept. 19-20, 2020
Save Three Consecutive Games Played by the Team.....	Roberto Osuna, Sept. 17-20, 2019
Save Four Consecutive Games Played by the Team.....	Matt Lindstrom, April 17-21, 2010 (at CHC, vs. FLA)*
Save, 3.0 innings-or-more.....	Rogelio Armenteros, June 14, 2019 vs. Toronto (3.0 IP, 15-2 W)
Pitch in Nine Consecutive Games Played by the Team.....	Tom Dukes, July 3-12, 1968*
Saves in Three Consecutive Appearances.....	4, Ryan Pressly, Aug. 20-29, 2020
Saves in Six Consecutive Appearances.....	7, Roberto Osuna, Sept. 2-16, 2018
Saves in Fifteen Consecutive Appearances.....	Jose Valverde, Aug. 9-Sept. 10, 2008*

INNINGS PITCHED

Pitch Nine Innings in a Game, Starter.....	Justin Verlander, Sept. 1, 2019 at Toronto
Pitch More Than Nine Innings in a Game, Starter.....	10.0, Mark Portugal, July 11, 1991 at CHI (NL)
Pitch Five or More Innings, Reliever.....	6.1, Framber Valdez, Aug. 2, 2020 at Los Angeles (AL)

HITS ALLOWED

Complete-Game No-Hitter	Justin Verlander, Sept. 1, 2019 at Toronto, (W, 2-0)
Pitch 9.0 or More hitless AND scoreless innings.....	11.0, Justin Verlander, Sept. 1-7, 2019
Allow 12 Hits or More in a Game	13, Dallas Keuchel, June 10, 2018 at Texas
Allow 14 Hits or More in a Game	Chris Sampson, June 18, 2007 at Los Angeles (AL)
Allow 18 Hits in a Game	Bob Forsch, Aug. 3, 1989 at Cincinnati*

RUNS ALLOWED

Allow Nine or More Runs in a Game.....	Collin McHugh, April 21, 2019 at Texas (10R/9ER/3.1IP)
Allow 10 or More Runs in a Game	Collin McHugh, April 21, 2019 at Texas (10R/9ER/3.1IP)
Allow 12 Runs in a Game	Wade Miller, Aug. 23, 2000 vs. Chicago (NL) (8ER/4.2 inn.)*
Pitch 20 or More Consecutive Scoreless Innings, Starter.....	22.0, Lance McCullers Jr., May 6-23, 2017
Pitch 30 or More Consecutive Scoreless Innings, Starter.....	32.1, Roy Oswalt, Aug. 27, 2008 (2nd inn.)-Sept. 11, 2008*
Pitch 20 or More Consecutive Scoreless Innings, Reliever	39.0, Ryan Pressly, Aug. 15 2018-May 20, 2019

HOME RUNS ALLOWED

Allow Three Home Runs in an Inning.....	Joe Biagini, Sept. 10, 2019 vs. Oakland (4th inn.)*
Allow Four Home Runs in an Inning.....	Collin McHugh, Aug. 19, 2016 at Baltimore (1st inn.)*
Allow Two Consecutive Home Runs in an Inning.....	Cristian Javier, Aug. 9, 2020 at OAK (3rd inn.)
Allow Three Consecutive Home Runs in an Inning.....	Collin McHugh, Aug. 19, 2016 at Baltimore (1st inn.)*
Allow Three Home Runs in a Game.....	Cristian Javier, Aug. 9, 2020 at Oakland
Allow Four Home Runs in a Game.....	Brandon Bielak, Aug. 22, 2020 at San Diego
Allow Five Home Runs in a Game.....	Jose Lima, April 27, 2000 vs. Chicago (NL)*
Allow Leadoff Home Run.....	Zack Greinke Aug 29 vs. Oakland (to Ramon Laureano)
Allow Walkoff Home Run.....	Roberto Osuna, Aug. 11, 2019 at Detroit (to Rio Ruiz)
Allow Pinch-Hit Home Run	Blake Taylor, Aug. 11, 2020 vs. San Francisco (7th inning to Hunter Pence)
Allow Inside-the-Park Home Run	Lance McCullers Jr., Aug. 5, 2020 at ARI (4th inn. to Kole Calhoun)
Allow Home Run to a Pitcher	Armando Galarraga, Aug. 8, 2012 vs. Washington (2nd inning to Gio Gonzalez)

GRAND SLAMS ALLOWED

Allow Grand Slam in a Game.....	Humberto Castellanos, Aug. 22, 2020 at San Diego (2nd inn. to Jake Cronenworth)
Allow Two Grand Slams in a Game.....	Brandon Backe, Aug. 16, 2008 vs. Arizona (1st inn. to Miguel Montero, 6th inn. to Chris Young)
Allow Pinch-Hit Grand Slam	Hector Rondón, Sept. 17, 2018 vs. Seattle (8th inn. to Daniel Vogelbach)

WALKS ALLOWED

Allow Eight or More Walks in a Game	8, Jonathan Johnson, June 13, 2003 at Boston
Allow 11 Walks in a Game.....	11, J.R. Richard, May 4, 1975 (Gm 2) at San Francisco*
No Walks Allowed, 25 or More Consecutive Innings.....	28.0, Zack Greinke, Sept. 3-25, 2019*
No Walks Allowed, 38 Consecutive Innings	Robin Roberts, Aug. 31-Oct. 1, 1965*

STRIKEOUTS

Strike out Three Batters in an Inning on Nine Pitches.....	Will Harris, Sept. 27, 2019 at Los Angeles (AL) (8th inn.)*
Strike out Four Batters in an Inning	Ken Giles, Aug. 7, 2016 vs. Texas (9th inn.)*
Strike out 12 or More Batters in a Game	12, Justin Verlander, Sept. 28, 2019 at Los Angeles (AL)
Strike out 15 or More Batters in a Game	15, Gerrit Cole, Sept. 8, 2019 vs. Seattle
Strike out 18 Batters in a Game	Don Wilson, July 14, 1968 (Gm 2) at Cincinnati*
Strike out Six or More Batters in a Game, Reliever	8, Framber Valdez, Aug. 2, 2020 at Los Angeles (AL)
Strike out Eight Consecutive Batters in a Game.....	Jim Deshaies, Sept. 23, 1986 vs. Los Angeles*
Strike out 10 or More in Consecutive Starts	9, Gerrit Cole, Aug. 7-Sept. 29, 2019

HIT BATTERS/WILD PITCHES

Hit Three Batters in an Inning	C.J. Nitkowski, Aug. 3, 1998 at Florida (8th inn.-consecutive)*
Hit Three Batters in a Game	Framber Valdez, Aug. 21, 2018 at Seattle
Hit Four Batters in a Game	Charlie Morton, June 9, 2018 at Texas*
Throw Three Wild Pitches in an Inning	Joe Niekro, Aug. 2, 1985 vs. San Diego (6th inn.)*
Throw Six Wild Pitches in a Game.....	J.R. Richard, April 10, 1979 vs. Los Angeles*

LAST TIME IT HAPPENED: TEAM BATTING

RUNS SCORED

Score Seven or More Runs in an Inning.....	9, Aug. 14, 2020 vs. Seattle (1st inn.)
Score Eight or More Runs in an Inning	9, Aug. 14, 2020 vs. Seattle (1st inn.)
Score 10 or More Runs in an Inning.....	11, May 29, 2017 at Minnesota (8th inn.)
Score 12 Runs in an Inning.....	May 31, 1975 at Philadelphia (8th inn.)*
Score 20 or More Runs in a Game.....	23, Aug. 10, 2019 at Baltimore*
Shut out in Two Consecutive Games.....	May 1-2, 2018 (two 4-0 losses vs. New York-AL)
Shut out in Four Consecutive Games.....	Sept. 9-11 (Gm 2), 1966 (Lost 0-7, 0-1, 0-4, and 0-1 at Los Angeles)*



TABLE OF CONTENTS

PLAYERS

PLAYER DEVELOPMENT

2020 REVIEW

OPPONENTS

HISTORY AND RECORDS

SPRING TRAINING

MEDIA INFORMATION

MINUTE MAID PARK

HITS

Six or More Hits in an Inning.....	6, Aug. 19, 2020 at COL (7th inn.)
Eight or More Hits in an Inning.....	8, Sept. 8, 2019 vs. Seattle (3rd inn.)
Ten Hits in an Inning.....	May 31, 1975 at Philadelphia (8th inn.)*
Eight Consecutive Hits in an Inning.....	June 2, 1966 at Cincinnati (12th inn.)*
Nineteen or More Hits in a Game.....	20, Aug. 19, 2020 at Colorado
Twenty or More Hits in a Game.....	20, Aug. 19, 2020 at Colorado
Twenty-Five Hits in a Game.....	2x, Aug. 10, 2019 at Baltimore and July 2, 1976 (Gm 1) at Cincinnati (14 inn.)*
No Hits in a Game.....	June 13, 2012 at San Francisco, (L, 0-10) —By Matt Cain (9.0)
One Hit in a Game.....	Sept. 30, 2018 at Baltimore, (L, 0-4) — By Chris Archer (9.0)

DOUBLES/TRIPLES

Five or More Doubles in a Game.....	6, Sept. 4, 2020 at Los Angeles-AL
Eight or More Doubles in a Game.....	11, Sept. 8, 2019 vs. Seattle
Eleven Doubles in a Game.....	Sept. 8, 2019 vs. Seattle*
Two Triples in a Game.....	Aug. 19, 2020 at COL
Three Triples in a Game.....	Aug. 23, 2013 vs. Toronto*

HOME RUNS

Two Consecutive Home Runs in an Inning.....	Aug. 14, 2020 vs. Seattle (1st inn. — By Alvarez, Gurriel (off Nestor Cortes)
Three Consecutive Home Runs in an Inning.....	July 19, 2019 vs. Texas (3rd inn.)* — By Altuve, Bregman, Alvarez (off Mike Minor)
Four Home Runs in an Inning.....	Sept. 8, 2004 vs. CIN (1st inn.)* — By C. Biggio, J. Bagwell, L. Berkman, M. Lamb
Six or More Home Runs in a Game.....	7, Sept. 9, 2019 vs. Oakland*
Seven Home Runs in a Game.....	Sept. 9, 2019 vs. Oakland*
Home Runs in 10 or More Consecutive Games.....	25, Sept. 1-29, 2019 (58 total home runs)*
Home Runs in 15 or More Consecutive Games.....	25, Sept. 1-29, 2019 (58 total home runs)*
Home Runs in 25 or More Consecutive Games.....	25, Sept. 1-29, 2019 (58 total home runs)*

GRAND SLAM HOME RUNS

Two Grand Slams in an Inning.....	July 30, 1969 at New York (9th inn.)—By Denis Menke and Jimmy Wynn*
Two Grand Slams in a Game.....	3x, last, April 12, 2019 at Seattle —By Jose Altuve and Yuli Gurriel*

EXTRA BASE HITS

Ten or More Extra Base Hits in a Game.....	10, Aug. 19 at Colorado (4 2B, 2 3B, 4 HR)*
Thirteen or More Extra Base Hits in a Game.....	13, Sept. 10, 2019 vs. Seattle (11 2B, 2 HR)*

WALKS/INTENTIONAL WALKS

Ten or More Walks in a Game.....	10, Aug. 20, 2019 vs. Tampa Bay
Twelve or More Walks in a Game.....	12, May 11, 2016 vs. Cleveland
Fifteen or More Walks in a Game.....	17, Aug. 20, 1999 at Florida (16 inn.)*
Seventeen Walks in a Game.....	Aug. 20, 1999 at Florida (16 inn.)*
Seven Intentional Walks in a Game.....	July 15, 1984 vs. Philadelphia (16 inn.)*

STRIKEOUTS

Seventeen or More Strikeouts in a Game.....	18, May 27, 2018 at Cleveland
Twenty Strikeouts in a Game.....	May 6, 1998 at Chicago (NL)*
Twenty or More Strikeouts in a Game (Extra Innings).....	21, Aug. 20, 1999 at Florida (16 inn.)*

SACRIFICE HITS/SACRIFICE FLIES

Three Sacrifice Hits in an Inning.....	June 26, 2005 vs. Texas (10 innings) (7th inn.)*
Four Sacrifice Hits in a Game.....	July 7, 2007 vs. New York Mets (17 inn.)*
Two Sacrifice Flies in an Inning.....	May 8, 2019 vs. Kansas City (3rd inn.)
Four Sacrifice Flies in a Game.....	May 3, 2009 at Atlanta

HIT BY PITCH/GROUNDED INTO DOUBLE PLAY

Three Hit by Pitches in an Inning.....	Aug. 13, 2008 vs. San Francisco (6th inn.)*
Five Hit by Pitches in a Game.....	April 19, 2000 at Los Angeles (NL)*
Five GIDP in a Game.....	6, Aug. 21, 2018 at Seattle*

STOLEN BASES/CAUGHT STEALING

Steal Five Bases or More in a Game.....	5, April 15, 2017 at Oakland
Steal Eight Bases in a Game.....	May 23, 1990 vs. Pittsburgh*
Caught Stealing Two Times in an Inning.....	multiple times, last, Aug. 23, 2019 vs. Los Angeles-AL (6th inn.)
Caught Stealing Three Times in a Game.....	April 10, 2016 at MIL
Caught Stealing Four Times in a Game.....	Aug. 11, 2011 at Arizona

LAST TIME IT HAPPENED: TEAM PITCHING

COMPLETE GAMES/SHUTOUTS

Two Consecutive Complete Games.....	Aug. 3-4, 2001 (Shane Reynolds vs. Montreal, Roy Oswalt vs. Montreal)
Six Consecutive Complete Games.....	Aug. 27-Sept. 1, 1976*
Two Consecutive Shutouts.....	2, Sept. 24-25, 2019 (3-0 at Seattle, 3-0 at Seattle)
Three Consecutive Shutouts.....	3, Sept. 30-Oct. 2, 2012 (7-0 at Milwaukee, 3-0 and 3-0 at Chicago N.L.)

SAVES

Three or More Consecutive Games with a Save.....	3, Sept. 17-20, 2019
Four or More Consecutive Games with a Save.....	6, April 8-14, 2019
Six Consecutive Games with a Save.....	2x, April 8-14, 2019 and April 12-18, 1976 (vs. SF, vs. SD)*

HITS ALLOWED

Allow 15 or More Hits in a Game.....	16, Aug. 5, 2020 at ARI
Allow 18 or More Hits in a Game.....	25, Sept. 10, 2019 vs. Oakland
Allow 20 or More Hits in a Game.....	25, Sept. 10, 2019 vs. Oakland
Allow 25 or More Hits in a Game.....	25, Sept. 10, 2019 vs. Oakland
Allow 26 Hits in a Game.....	Aug. 3, 1989 at Cincinnati*
Allow No Hits in a Game.....	Sept. 1, 2019 at Toronto (W, 2-0) – by Justin Verlander

RUNS ALLOWED

Allow Five or More Runs in an Inning.....	9, Aug. 22, 2020 at SD (2nd inn.)
Allow Seven or More Runs in an Inning.....	9, Aug. 22, 2020 at SD (2nd inn.)
Allow 11 Runs in an Inning.....	Aug. 19, 2013 at Texas (3rd inn.)
Allow 14 Runs in an Inning.....	Aug. 3, 1989 at Cincinnati (1st inn.)*
Allow 14 or More Runs in a Game.....	21, Sept. 10, 2019 vs. Oakland (L, 7-21)
Allow 15 or More Runs in a Game.....	21, Sept. 10, 2019 vs. Oakland (L, 7-21)
Allow 18 or More Runs in a Game.....	21, Sept. 10, 2019 vs. Oakland (L, 7-21)
Allow 20 or More Runs in a Game.....	21, Sept. 10, 2019 vs. Oakland (L, 7-21)
Allow 22 Runs in a Game.....	June 3, 1987 at Chicago (L, 7-22)*

HOME RUNS ALLOWED/GRAND SLAM HOME RUNS ALLOWED

Allow a Walk-Off Home Run.....	Aug. 11, 2019 at Baltimore (Rio Ruiz)
Allow Two Consecutive Home Runs.....	Sept. 26, 2020 at Texas (Jeff Mathis, Leody Taveras) (7th inning)
Allow Three Consecutive Home Runs.....	Aug. 19, 2016 at Baltimore (Manny Machado, Chris Davis and Mark Trumbo)
Allow Five or more Home Runs in a Game.....	6, Aug. 22, 2020 at San Diego
Allow Six Home Runs in a Game.....	Aug. 22, 2020 at San Diego
Allow Eight Home Runs in a Game.....	May 21, 2005 at Texas*
Allow Two Grand Slams in a Game.....	2x, May 7, 2019 vs. Kansas City and August 16, 2008 vs. Arizona*

WALKS ALLOWED

Allow 10 or More Walks in a Game.....	10, Sept. 4, 2020 at LAA
Allow 13 Walks in a Game.....	Sept. 9, 2017 at Oakland (Game 1)*
Allow 13 Walks in a Nine-Inning Game.....	Sept. 9, 2017 at Oakland (Game 1)*

STRIKEOUTS

Strike out Four Batters in an Inning.....	Aug. 7, 2016 vs. Texas (9th inn.)*
Strike out 12 or More Batters in a Game.....	15, Sept. 26, 2020 at Texas
Strike out 14 or More Batters in a Game.....	15, Sept. 26, 2020 at Texas
Strike out 15 or More Batters in a Game.....	15, Sept. 26, 2020 at Texas
Strike out 18 or More Batters in a Game.....	18, Sept. 24, 2019 at Seattle
Strike out 24 Batters in a Game.....	June 12, 2019 vs. Milwaukee

HIT BATTERS

Hit Three Batters in an Inning.....	3, August 3, 1998 at Florida (8th inn.)*
Hit Four Batters in a Game.....	April 12, 1996 at Texas*

LAST TIME IT HAPPENED: PITCHERS BATTING

HOME RUNS

Home Run, Home.....	J.A. Happ, May 29, 2011 vs. Arizona (5th inn. off Josh Collmenter)
Home Run, Road.....	Jordan Lyles, Sept. 30, 2012 at Milwaukee (5th inn. off Mike Fiers)
Inside-the-Park Home Run.....	Butch Henry, May 8, 1992 at Pittsburgh (2nd inn. off Doug Drabek)

STOLEN BASES/CAUGHT STEALING

Last Stolen Base.....	Brandon Backe, May 25, 2005 at Chicago (NL)
Last Caught Stealing.....	Zack Greinke, Sept. 3, 2019 vs. Milwaukee



PINCH-HITTING/PINCH-RUNNING

Last Pinch-Hit Appearance	Lucas Harrell, June 22, 2013 at Chicago (NL) (9th inning)
Last Pinch-Running Appearance	Mike Fiers, April 15, 2017 at Oakland (9th inning)

LAST TIME IT HAPPENED: TEAM FIELDING

ERRORS

Four or More Errors in a Game	4, Sept. 30, 2015 at Seattle
Five Errors in a Game	5, Apr. 24, 2014 vs. Oakland
Six Errors in a Game	May 9, 1990 vs. Philadelphia
Seven Errors in a Game	July 30, 1979 vs. San Francisco*
12 or More Consecutive Errorless Games	14, Sept. 2-15, 2020
14 or More Consecutive Errorless Games	14, Sept. 2-15, 2020

DOUBLE PLAYS/TRIPLE PLAYS

Five Double Plays in a Game	6, Aug. 19, 2017 vs. Oakland
Six Double Plays in a Game	Aug. 19, 2017 vs. Oakland
Seven Double Plays in a Game	May 4, 1969 vs. San Francisco*
Triple Play	May 23, 2015 at Detroit (5th inn.)
	Grounded into by Ian Kinsler —Jonathan Villar to Jose Altuve to Chris Carter
Triple Play vs. the Astros	May 22, 2019 vs. Chicago-AL (3rd inn.)
	Grounded into by Jake Marisnick - Yoan Moncada to Yolmer Sanchez to Jose Abreu

LAST TIME IT HAPPENED: WON-LOSS RECORDS

WINS

Ten or More Consecutive Wins	10, May 8-18, 2019
Twelve Consecutive Wins	12, June 6-18, 2018*
Seven or More Consecutive Wins, Home	8, July 24-Aug. 20, 2019
Eight or More Consecutive Wins, Home	8, July 24-Aug. 20, 2019
Ten or More Consecutive Wins, Home	18, Aug. 23-Oct. 3, 2004*
18 Consecutive Wins, Home	Aug. 23-Oct. 3, 2004*
Five or More Consecutive Wins, Road	5, Sept. 13-25, 2019
Eight or More Consecutive Wins, Road	11, June 7-28, 2018*
10 Consecutive Wins, Road	11, June 7-28, 2018*
11 Consecutive Wins, Road	11, June 7-28, 2018*

LOSSES

Five or More Consecutive Losses	6, Sept. 4-8, 2020
Eight or More Consecutive Losses	15, Sept. 14-29, 2013*
Ten or More Consecutive Losses	15, Sept. 14-29, 2013*
Twelve Consecutive Losses	15, Sept. 14-29, 2013
Five or More Consecutive Losses, Home	9, July 15-Aug. 14, 2018
Seven or More Consecutive Losses, Home	9, July 15-Aug. 14, 2018
Eleven Consecutive Losses, Home	July 23-Aug. 17, 1966*
Five or More Consecutive Losses, Road	9, Aug. 21-Sept. 8, 2020
Eight or More Consecutive Losses, Road	9, April 13-28, 2013
Ten or More Consecutive Losses, Road	10, July 17-Aug. 3, 2012
Thirteen Consecutive Losses, Road	13, June 15-July 15, 2013*

TIES

Tie Game	June 30, 2005 at Cincinnati (2-2, 7 inn.-called due to rain)
----------------	--

DOUBLEHEADERS

Doubleheader—Win Both Games, Home	Aug. 29, 2020 vs. Oakland
Doubleheader—Win Both Games, Road	Sept. 29, 2018 at Baltimore
Doubleheader—Lose Both Games, Home	April 23, 1977 vs. San Diego
Doubleheader—Lose Both Games, Road	Sept. 5 at Los Angeles (AL)
Doubleheader—Split, Home	Aug. 25, 2020 vs. Los Angeles (AL)
Doubleheader—Split, Road	Sept. 8 at Oakland (AL)
Day-Night Doubleheader	Sept. 9, 2017 at Oakland (1-1)

EXTRA-INNING GAMES

Play in Two Consecutive Extra-Inning Games	June 28-29, 2019 vs. Seattle (W, 2-1, 10 inn.; W, 6-5, 10 inn.)
Play in Three Consecutive Extra-Inning Games	July 31-Aug. 2, 2001 vs. New York (2-1)*
Win Two Consecutive Extra-Inning Games	June 28-29, 2019 vs. Seattle (W, 2-1, 10 inn.; W, 6-5, 10 inn.)
Lose Two Consecutive Extra-Inning Games	April 14-15, 2018 vs. Texas (L, 5-6, 10 inn.; L, 1-3, 10 inn.)
Lose Three Consecutive Extra-Inning Games	Sept. 27-29, 1995 (1 vs. Pittsburgh, 2 at Chicago)
Play 10-Inning Game	Sept. 25, 2020 at Texas (L, 4-5)
Play 11-Inning Game	Sept. 4, 2020 at Los Angeles (AL) (L, 5-6)
Play 12-Inning Game	Sept. 26, 2019 at Los Angeles-AL (L, 3-4)
Play 13-Inning Game	Aug. 7, 2020 at Oakland (L, 2-3)
Play 14-Inning Game	June 12, 2019 vs. Milwaukee (L, 3-6)
Play 15-Inning Game	Aug. 5, 2014 at Philadelphia (L, 1-2)
Play 16-Inning Game	May 11, 2016 vs. Cleveland (W, 5-3)
Play 17-Inning Game	July 6, 2008 at Atlanta (L, 6-7)
Play 18-Inning Game	Aug. 15, 2006 vs. Chicago (NL) (L, 6-8)
Play 19-Inning Game	July 7, 1985 vs. Montreal (L, 3-6)
Play 20-Inning Game	Aug. 15, 1980 at San Diego (W, 3-1)
Play 21-Inning Game	Sept. 24, 1971 (1st Gm) at San Diego (W, 2-1)
Play 22-Inning Game	June 3, 1989 vs. Los Angeles (W, 5-4)
Play 23-Inning Game	Never Accomplished
Play 24-Inning Game	April 15, 1968 vs. New York (W, 1-0)*

ONE-RUN GAMES/1-0 GAMES

Play in Three or More Consecutive One-Run Games	3, Sept. 4-5, 2020 (0-3)
Play in Four Consecutive One-Run Games	Aug. 15-18, 2020 (4-0)
Play in Five or More Consecutive One-Run Games	Sept. 14-19, 2011 (2-3)
Play in Seven Consecutive One-Run Games	May 12-19, 1984 (2-5)*
Win Three or More Consecutive One-Run Games	Aug. 15-18, 2020
Lose Three or More Consecutive One-Run Games	Sept. 4-5, 2020
Win 1-0 Game	June 28, 2018 at Tampa Bay
Lose 1-0 Game	Sept. 16 vs. TEX

MARGIN OF VICTORY

Win a Game by 16 or More Runs	20, Sept. 8, 2019 vs. Seattle (W, 21-1)
Win a Game by 17 or More Runs	20, Sept. 8, 2019 vs. Seattle (W, 21-1)
Win a Game by 18 Runs	20, Sept. 8, 2019 vs. Seattle (W, 21-1)

MARGIN OF DEFEAT

Lose a Game by 10 or More Runs	11, Aug 22, 2020 at San Diego. (L, 2-13)
Lose a Game by 12 or More Runs	14, Sept. 10, 2019 vs. Oakland (L, 7-21)
Lose a Game by 16 Runs	Sept. 25, 2011 vs. Colorado (L, 3-19)*

COMEBACKS/BLOWN LEADS

Comeback to Win, Trailing by Five Runs or More	7, Sept. 5, 2019 vs. Seattle (Trailed 7-0 in the 2nd inn., W 11-9 in 13 inn.)
Comeback to Win, Trailing by 11 Runs	July 18, 1994 vs. St. Louis (Trailed 11-0 after 3rd inn., W 15-12)*
Blow Lead to Lose, Leading by Five Runs or More	5, May 27, 2018 at Cleveland (Led 8-3 in the 8th inn., L 9-10)
Blow Lead to Lose, Leading by Seven Runs or More	7, May 24, 2000 vs. Philadelphia (Led 7-0 in 6th inn., L 7-9)

INDIVIDUAL BATTING RECORDS - CAREER (MIN. 3,000 PA)

Most Years	20, Craig Biggio, 1988-2007
Most Games	2850, Craig Biggio, 1988-2007
Most Consecutive Games	494, Craig Biggio, August 1, 1995-August 4, 1998
Highest Batting Average	.315, Jose Altuve, 2011-2019
Highest On-Base Pct.	.410, Lance Berkman, 1999-2010
Highest Slugging Pct.	.549, Lance Berkman, 1999-2010
Most At-Bats	10876, Craig Biggio, 1988-2007
Most Runs Scored	1844, Craig Biggio, 1988-2007
Most Hits	3060, Craig Biggio, 1988-2007
Most Singles	2046, Craig Biggio, 1988-2007
Most Doubles	.668, Craig Biggio, 1988-2007
Most Triples	80, Jose Cruz, 1975-87
Most Home Runs	449, Jeff Bagwell, 1991-2005
Most Home Runs, Home	234, Jeff Bagwell, 1991-2005
at Colt Stadium	21, Bob Aspromonte, 1962-64
at Astrodome	126, Jeff Bagwell, 1991-99
at Minute Maid Park	151, Lance Berkman, 2000-10
Most Home Runs, Road	215, Jeff Bagwell, 1991-2005
Most HR, Right-handed hitter	449, Jeff Bagwell, 1991-2005
Most HR, Left-handed hitter	138, Jose Cruz, 1975-87
Most HR, Switch-hitter	326, Lance Berkman, 1999-10
Most Grand Slam Home Runs	7, Carlos Lee, 2007-10



Most Extra-Base Hits.....	1014, Craig Biggio, 1988-2007
Most Total Bases.....	4711, Craig Biggio, 1988-2007
Most Runs Batted In.....	1529, Jeff Bagwell, 1991-2005
Most Walks.....	1401, Jeff Bagwell, 1991-2005
Most Intentional Walks.....	155, Jeff Bagwell, 1991-2005
Most Strikeouts.....	1753, Craig Biggio, 1988-2007
Most Sacrifice Hits.....	101, Craig Biggio, 1988-2007
Most Sacrifice Flies.....	102, Jeff Bagwell, 1991-2005
Most Hit by Pitch.....	285#, Craig Biggio, 1988-2007
Most Ground into Double Play.....	221, Jeff Bagwell, 1991-2005
Most Stolen Bases.....	487, Cesar Cedeno, 1970-81
Most Caught Stealing.....	149, Cesar Cedeno, 1970-81
Most Plate Appearances.....	12504, Craig Biggio, 1988-2007
Most Times on Base.....	4505, Craig Biggio, 1988-2007
Most Times Reached on Error.....	163, Craig Biggio, 1988-07
Most Multi-Hit Games.....	841, Craig Biggio, 1988-07
Most Three-Hit Games.....	225, Craig Biggio, 1988-2007
Most Four-Hit Games.....	34, Craig Biggio, 1988-2007
Best At-Bat/Home Run Ratio.....	17.06, Lance Berkman, 1999-2010
Best At-Bat/RBI Ratio.....	5.10, Jeff Bagwell, 1991-2005
Most Steals of Third Base.....	107, Craig Biggio, 1988-2007
Most Steals of Home.....	3, Jeff Bagwell, 1991-2005 and Cesar Cedeno, 1970-81
Highest Stolen Base Percentage.....	82.5%, Michael Bourn (1935B/234ATT), 2008-11

- indicates modern MLB record

TABLE OF CONTENTS

PLAYERS

PLAYER DEVELOPMENT

2020 REVIEW

OPPONENTS

HISTORY AND RECORDS

SPRING TRAINING

MEDIA INFORMATION

MINUTE MAID PARK

INDIVIDUAL BATTING RECORDS - SEASON

(avg. leaders based on 3.1 plate appearances times games played by team)

Most Games.....	162 (12 times), last, George Springer, 2016
Highest Batting Average.....	.368, Jeff Bagwell, 1994 (147x400)
Highest On-Base Percentage.....	.454, Jeff Bagwell, 1999
Highest Slugging Percentage.....	.750, Jeff Bagwell, 1994
Most At-Bats.....	660, Jose Altuve, 2014, and Enos Cabell, 1978
Most Runs Scored.....	152, Jeff Bagwell, 2000
Most Consecutive Games with a Run Scored.....	15, Lance Berkman, April 26-May 12, 2008, and Carlos Beltran, Aug. 23-Sept. 7, 2004
Most Hits.....	225, Jose Altuve, 2014
Most Consecutive Games with a Hit.....	30, Willy Taveras, July 27-Aug. 27, 2006
Most Consecutive Games with a Hit to Start a Season.....	16, Billy Hatcher, April 6-23, 1987
Most Consecutive AB, no Hits.....	40, Brad Ausmus, June 19-July 5, 2006
Most Consecutive Plate Appearances, Reaching Base.....	13, Bill Spiers, June 3-11, 1997 (nine walks, three singles, one hit by pitch)
Most Singles.....	168, Jose Altuve, 2014
Most Doubles.....	56, Craig Biggio, 1999
Most Triples.....	14, Roger Metzger, 1973
Most Home Runs.....	47, Jeff Bagwell, 2000
Most Home Runs, Home.....	28, Jeff Bagwell, 2000
at Colt Stadium.....	12, Roman Mejias, 1962
at Astrodome.....	23, Jeff Bagwell, 1994
at Minute Maid Park.....	28, Jeff Bagwell, 2000
Most Home Runs, Road.....	30, Jeff Bagwell, 1999
Most HR, Right-handed hitter.....	47, Jeff Bagwell, 2000
Most HR, Left-handed hitter.....	27, Yordan Alvarez, 2019
Most HR, Switch-hitter.....	45, Lance Berkman, 2006
Most HR, By Position.....	
Catcher.....	19, Evan Gattis, 2016
First Base.....	47, Jeff Bagwell, 2000
Second Base.....	31, Jose Altuve, 2019
Shortstop.....	24, Carlos Correa, 2017
Third Base.....	36, Morgan Ensberg, 2005
Left Field.....	37, Moises Alou, 1998
Center Field.....	44, Richard Hidalgo, 2000
Right Field.....	28, Richard Hidalgo, 2003
Pitcher.....	3, Dave Giusti, 1967
Designated Hitter.....	34, Chris Carter, 2014
Most Home Runs, Month.....	13, Jeff Bagwell, June 1994
Most Home Runs, vs. One Club.....	9, (4x), last, George Springer, 2019 vs. Los Angeles-AL
Most Grand Slam Home Runs.....	3, George Springer, 2016 (April 6 at NYY; May 14 at BOS; June 24 at KC)
Most Extra-Base Hits.....	94, Lance Berkman, 2001 (55 doubles, 5 triples, 34 home runs)
Most Total Bases.....	363, Jeff Bagwell, 2000
Most Runs Batted In.....	136, Lance Berkman, 2006
Most Runs Batted In, by Position.....	
Catcher.....	68, John Bateman, 1966
First Base.....	133, Jeff Bagwell, 1997

HISTORY AND RECORDS

Second Base.....	106, Jeff Kent, 2004
Shortstop.....	93, Carlos Correa, 2016
Third Base.....	101, Morgan Ensberg, 2005
Left Field.....	121, Moises Alou, 1998
Center Field.....	107, Jimmy Wynn, 1967
Right Field.....	111, Derek Bell, 1996
Pitcher.....	14, Shane Reynolds, 1999
Designated Hitter.....	79, Evan Gattis, 2015
Most Walks.....	149, Jeff Bagwell, 1999
Fewest Walks.....	17, Lee May, 1974 (min. 150 games)
Most Intentional Walks.....	27, Jeff Bagwell, 1997
Most Strikeouts.....	212, Chris Carter, 2013
Fewest Strikeouts.....	21, Tommy Helms, 1973 (min. 3.1 plate app. per games played by the team)
Most Sacrifice Hits.....	34, Craig Reynolds, 1979
Most Sacrifice Flies.....	13, Ray Knight, 1982; Jeff Bagwell, 1992; Carlos Lee, 2007
Most Hit by Pitch.....	34, Craig Biggio, 1997
Most Ground into Double Play.....	32, Miguel Tejada, 2008
Fewest Ground into Double Play.....	0, Craig Biggio, 1997 (619 at-bats)
Most Stolen Bases.....	65, Gerald Young, 1988
Most Times Stealing Home.....	2, Adam Everett, 2005, Cesar Cedeno, 1977
Most Caught Stealing.....	27, Gerald Young, 1988
Most Plate Appearances.....	749, Craig Biggio, 1999
Highest Stolen Base Percentage.....	1,000, Carlos Beltran, 2004 (28/28)
Most Times on Base.....	331, Jeff Bagwell, 1999
Most Steals of Third Base.....	14, Craig Biggio, 1997
Most Times Reached on Error.....	15, Craig Biggio, 2003
Most Multi-Hit Games.....	69, Jose Altuve, 2014
Most Three-Hit Games.....	24, Jose Altuve, 2014
Most Four-Hit Games.....	8, Jose Altuve, 2016
Most Times Picked Off.....	7, Billy Hatcher, 1987

INDIVIDUAL BATTING RECORDS - GAME

Most At Bats (9 innings).....	7 (3x), George Springer, Sept. 8, 2019 vs. Seattle George Springer, Oct. 2, 2015 at Arizona Julio Gotay, June 7, 1967 at St. Louis
Most At-Bats, (extra innings).....	10, Ron Davis, April 15, 1968 vs. New York Mets (24 innings)
Most Runs Scored.....	5 (7x), last, George Springer, May 12, 2019 vs. Texas
Most Hits (9 innings).....	6, George Springer, May 7, 2018 at Oakland
Most Hits (extra innings).....	6, Joe Morgan, July 8, 1965 at Milwaukee (12 innings)
Most Consecutive Hits (9 innings).....	6, George Springer, May 7, 2018 at Oakland
Most Consecutive Hits (extra innings).....	6, Joe Morgan, July 8, 1965 at Milwaukee (12 innings, ties NL record)
Most Consecutive Hits, one or more Games.....	10, Jose Altuve, May 25-27, 2018
Most Singles.....	5 (12x), last, George Springer, June 10 at Chicago (AL)
Most Doubles.....	4, Jeff Bagwell, June 14, 1996 at San Francisco (ties Major League record)
Most Triples.....	3, Craig Reynolds, May 16, 1981 vs. Chicago Cubs
Most Home Runs.....	3 (14x), last, George Springer, Sept. 22, 2019 vs. Los Angeles-AL (Rodriguez 2, Suarez)
Most Home Runs, Two Consecutive Games.....	4 (7x), Jimmy Wynn, June 15, 1967 vs. San Francisco (3) and June 16, 1967 vs. Atlanta (1) Doug Rader, July 20-21, 1970 vs. New York Mets (2 and 2) Glenn Davis, June 1-2, 1990 at San Francisco (3 and 1) Moises Alou, Aug. 13 at Philadelphia (2) and Aug. 14, 2000 vs. Pittsburgh (2) Richard Hidalgo, Sept. 9-10, 2000 at Chicago Cubs (2 and 2) Viny Castillo, July 27-28, 2001 at Pittsburgh (1 and 3) Lance Berkman, April 16-17, 2002 at Cincinnati (3 and 1)
Most Consecutive Games, Home Run.....	6, Morgan Ensberg, April 15-21, 2006 (7 HR)
Most Grand Slams.....	1, accomplished many times
Most Extra-Base Hits.....	4 (4x), last, Alex Bregman, June 26, 2018 vs. Toronto (three doubles, one home run)
Most Total Bases.....	13 (3x), last, Morgan Ensberg, May 15, 2005 vs. San Francisco (three home runs, one single)
Most Runs Batted In.....	8 (2x), Yuli Gurriel, Aug. 7, 2019 vs. Colorado and J.R. Towles, Sept. 20, 2007 at St. Louis
Most Consecutive Games, RBI.....	10, Lance Berkman, June 27-July 6, 2002 (19 RBI)
Most Walks (9 innings).....	4 (22x), last, Yordan Alvarez, Aug. 20, 2019 vs. Detroit
Most Walks (extra innings).....	6, Jeff Bagwell, Aug. 20, 1999 at Florida (16 inn.)
Most Consecutive Walks (9 innings).....	4 (9x), last, Yordan Alvarez, Aug. 20, 2019 vs. Detroit
Most Consecutive Walks (extra innings).....	5 (twice), Joe Morgan, June 2, 1966 at Cincinnati (12 inn., none intentional); Joe Ferguson, June 24, 1978 at San Diego (10 inn., three intentional)
Most Consecutive Games, Walk.....	11 (3x), last, Alex Bregman, April 20-30, 2019 (13 walks)
Most Intentional Walks.....	3 (9x), last, Lance Berkman, Sept. 27, 2006 at Pittsburgh
Most Consec. Walks, one or more Games.....	6, Bill Spiers, June 3-5, 1997 (four intentional)
Most Strikeouts.....	5 (5x), last, Gerrit Cole, May 4, 2018 at ARI
Most Consecutive Games, no Strikeouts.....	40, Nellie Fox, August 12, 1964-June 9, 1965
Most Sacrifice Hits (9 innings).....	3 (5x), last, Andy Pettitte, July 15, 2006 at Florida
Most Sacrifice Hits (extra innings).....	3, Johnny Temple, May 24, 1963 at Chicago Cubs (12 inn.)



Most Sacrifice Flies.....	2 (several times), last, Josh Reddick, July 28, 2017 at Detroit
Most Hit by Pitch.....	3 (twice), Glenn Davis, April 9, 1990 vs. Cincinnati; Richard Hidalgo, April 19, 2000 at Los Angeles Dodgers
Most Ground into Double Play.....	3, Miguel Tejada, Sept. 10, 2009 vs. Atlanta
Most Stolen Bases (9 innings).....	4 (5x), last, Craig Biggio, Sept. 16, 1995 at Montreal
Most Stolen Bases (extra innings).....	4 (2x), Roger Cedeno, April 22, 2000 vs. San Diego (10 inn.) Brian Hunter, Sept. 28, 1995 at Chicago Cubs (11 innings)

INDIVIDUAL BATTING RECORDS - INNING

Most At-Bats.....	2, accomplished many times
Most Runs Scored.....	2 (several times), last, George Springer, Aug. 14, 2020 vs. Seattle (1st inn.)
Most Hits.....	2 (several times), last, Josh Reddick, Aug. 14, 2020 vs. Seattle (1st inn.)
Most Singles.....	2 (several times), last, Josh Reddick, July 14, 2019 at Texas (7th inn.)
Most Doubles.....	2 (2x), Yordan Alvarez, Sept. 8, 2019 vs. Seattle (3rd inn.) and Cesar Cedeno, April 8, 1973 (Gm 1) at Atlanta (6th inn.)
Most Triples.....	1, accomplished many times
Most Home Runs.....	2 (twice), Jeff Bagwell, June 24, 1994 vs. Los Angeles Dodgers (6th inn., R. Martinez, Seanez Lee May, April 29, 1974 vs. Chicago Cubs (6th inn., Hooton, Kremmel)
Most Extra-Base Hits.....	2 (several times), last, Yordan Alvarez, Sept. 8, 2019 vs. Seattle (3rd inn., double, double)
Most Total Bases.....	8 (twice), Jeff Bagwell, June 24, 1994 vs. Los Angeles (6th inn., two home runs) Lee May, April 29, 1974 vs. Chicago Cubs (6th inn., two home runs)
Most Runs Batted In.....	4, accomplished many times
Most Walks.....	2 (several times), last, Brian McCann, Aug. 4, 2017 vs. Toronto (4th inn.)
Most Intentional Walks.....	1 (several times)
Most Strikeouts.....	2 (3x), last, Carlos Correa, June 3, 2016 vs. Oakland (1st inn.)
Most Sacrifice Hits.....	1 (several times)
Most Sacrifice Flies.....	1 (several times)
Most Hit by Pitch.....	1 (several times)
Most Stolen Bases.....	2 (several times), last, Kyle Tucker, Sept. 14, 2019 at Kansas City (4th inn.)

INDIVIDUAL PITCHING RECORDS - CAREER

Most Seasons.....	13, Larry Dierker, 1964-76
Most Games.....	563, Dave Smith, 1980-90
Most Starts.....	320, Larry Dierker, 1964-76
Most Complete Games.....	106, Larry Dierker, 1964-76
Lowest Earned Run Average.....	3.13, Nolan Ryan, 1980-88 (min. 1500 innings)
Most Wins.....	144, Joe Niekro, 1975-85
Most Losses.....	117, Larry Dierker, 1964-76
Most Saves.....	225, Billy Wagner, 1996-2003
Highest Winning Percentage.....	.636 (143-82), Roy Oswalt, 2001-10 (min. 140 decisions)
Most Shutouts.....	25, Larry Dierker, 1964-76
Most Innings Pitched.....	2294.1, Larry Dierker, 1964-76
Most Hits Allowed.....	2090, Larry Dierker, 1964-76
Most Runs Allowed.....	934, Joe Niekro, 1975-85
Most Earned Runs Allowed.....	837, Larry Dierker, 1964-76
Most Home Runs Allowed.....	177, Larry Dierker, 1964-76
Most Grand Slams Allowed.....	4, Joe Niekro, 1975-85
Most Walks Allowed.....	818, Joe Niekro, 1975-85
Most Intentional Walks Allowed.....	58, Ken Forsch, 1970-80
Most Strikeouts.....	1866, Nolan Ryan, 1980-88
Most Hit Batters.....	72, Darryl Kile, 1991-97
Most Wild Pitches.....	128, Joe Niekro, 1975-85
Most Balks.....	27, Jim Deshaies, 1985-91

INDIVIDUAL PITCHING RECORDS - SEASON

Most Games.....	83, Octavio Dotel, 2002
Most Consecutive Games (reliever).....	9, Tom Dukes, July 3-12, 1968
Most Starts.....	40, Jerry Reuss, 1973
Most Complete Games.....	20, Larry Dierker, 1969
Consecutive Complete Games.....	9, J.R. Richard, July 29-Sept. 6, 1979
Lowest Earned Run Average.....	1.69, Nolan Ryan, 1981 (min. one IP per games played by team)
Highest Winning Pct.....	.867, Brad Peacock, 2017 (13-2), min. .09 decisions/team game
Most Wins.....	22, Mike Hampton, 1999
Most Consecutive Wins.....	16, Gerrit Cole, May 27-Sept. 29, 2019 Most Wins over One Team 5 (6x), Justin Verlander, 2019 vs. Texas (5-0)

Most Wins over Different Teams.....	18, Mike Hampton, 1999 (MLB record)
Most Losses.....	20, Turk Farrell, 1962

TABLE OF CONTENTS

PLAYERS

PLAYER DEVELOPMENT

2020 REVIEW

OPPONENTS

HISTORY AND RECORDS

SPRING TRAINING

MEDIA INFORMATION

MINUTE MAID PARK

HISTORY AND RECORDS

Most Consecutive Losses.....	13, Jose Lima, April 10-July 4, 2000
Most Losses to Same Team	6, Dave Giusti, 1968 vs. Atlanta (0-6)
Most Saves	44 (2x), Jose Valverde, 2008 Billy Wagner, 2003
Most Shutouts	6, Dave A. Roberts, 1973
Most Consecutive Shutouts.....	3, J.R. Richard, 1980 (May 31 at SF, June 6 vs. SF, June 11 vs. Chicago Cubs)
Most 1-0 Shutout Wins.....	3 (3x), Bob Bruce, 1964; J.R. Richard, 1976; and Bob Knepper, 1981
Most Shutouts over Same Team.....	2 (21x), last, Jim Deshaies, 1989 vs. Cincinnati
Most Shutout Losses	8, Bob Bruce, 1965
Most Innings Pitched (Starter)	301.1, Larry Dierker, 1969
Most Innings Pitched (Reliever).....	122.0, Danny Darwin, 1989
Consecutive Innings, No Relief.....	86, J.R. Richard, July 29-Sept. 11, 1979
Most Batters Faced.....	1218, J.R. Richard, 1976
Most Hits Allowed	271, Jerry Reuss, 1973
Most Consecutive Hitless Innings.....	16, Mike Scott, Sept. 20-Oct. 2, 1986
Most Consecutive Scoreless Innings.....	32.1, Roy Oswalt, Aug. 27th (2nd inning)-Sept. 11, 2008
Most Runs Allowed	152, Jose Lima, 2000
Most Earned Runs Allowed	145, Jose Lima, 2000
Most Home Runs Allowed.....	48, Jose Lima, 2000 (NL record)
Most Grand Slams Allowed.....	3, Brandon Backe, 2008 and Julio Solano, 1987
Most Walks Allowed.....	151, J.R. Richard, 1976
Most Consecutive Innings, No Walks.....	38.0, Robin Roberts, Aug. 31-Oct. 1, 1965
Most Intentional Walks Allowed	17, Todd Jones, 1995
Most Sacrifice Flies Allowed	13 (2x), Jim Deshaies, 1988 and Mark Lemongello 1978
Most Sacrifice Hits Allowed	22, Bob Knepper, 1986
Most Strikeouts, Right-handed Starter.....	326, Gerrit Cole, 2019
Most Strikeouts, Left-handed Starter.....	216, Dallas Keuchel, 2015
Most 10-Plus Strikeout Games.....	21, Gerrit Cole, 2019
Most Hit Batters.....	16 (3x), Jack Billingham (1971), Darryl Kile (1996) and Charlie Morton (2018)
Most Wild Pitches.....	21, Joe Niekro, 1985
Most Balks.....	7 (2x), Jim Deshaies, 1986 and Nolan Ryan, 1988
Most Stolen Bases Against.....	53, Mike Scott, 1990
Most Quality Starts	32, Mike Scott, 1986
Most Pickoffs.....	9, Greg Swindell, 1994 and 1995, and Jim Deshaies, 1991
Best Strikeout-to-Walk Ratio	7.14, Justin Verlander, 2019
Most Opponent Ground Into Double Play.....	38, Mike Hampton, 1999

INDIVIDUAL PITCHING RECORDS - GAME

Most Hits Allowed in Shutout (9 innings).....	10 (2x), Joaquin Andujar, June 26, 1976 vs. Cincinnati Ken Forsch, Sept. 29, 1971 at Los Angeles Dodgers
Most Hits Allowed in Shutout (extra innings).....	8, J.R. Richard, July 6, 1976 vs. New York Mets (10 inn.)
Fewest Hits Allowed in Shutout (9 innings).....	0 (8x), last, Justin Verlander, Sept. 1, 2019 at Toronto
Fewest Hits Allowed in Shutout (extra innings).....	4, Don Wilson, Aug. 3, 1973 (Game 1) at Cincinnati (10 inn.)
Most Strikeouts in Shutout	16 (2x), last, Gerrit Cole, May 4, 2018 at Arizona
Most Walks Allowed in Shutout (9 innings)	7 (3x), last, Bob Knepper, April 26, 1983 at Montreal
Most Walks Allowed in Shutout (extra innings).....	10, J.R. Richard, July 6, 1976 vs. New York Mets (10 inn.) (ties MLB record)
Fewest Walks Allowed in Shutout (9 innings).....	0 (several times), last, Dallas Keuchel, May 30, 2015 vs. Chicago (AL)
Fewest Walks Allowed in Shutout (extra innings).....	1, Bo McLaughlin, July 25, 1976 vs. San Francisco (10 inn.)
Most Innings Pitched.....	13 (2x), Don Wilson, Sept. 7, 1972 at San Francisco (Complete-game victory) Ken Forsch, Sept. 24, 1971 at San Diego (Game 1, no-decision, 21 inn.)
Most Hits Allowed.....	18, Bob Forsch, Aug. 3, 1989 at Cincinnati
Most Consecutive Hits Allowed	9, Bob Forsch, August 3, 1989 at Cincinnati (1st inning)
Most Runs Allowed.....	12 (2x), Wade Miller, Aug. 23, 2000 vs. Chicago Cubs (8ER/4.2IP); Jose Lima, April 27, 2000 vs. Chicago Cubs (12ER/5IP)
Most Earned Runs Allowed	12, Jose Lima, April 27, 2000 vs. Chicago Cubs (12ER/5IP)
Most Home Runs Allowed.....	5, Jose Lima, April 27, 2000 vs. Chicago Cubs
Most Grand Slams Allowed.....	2, Brandon Backe, Aug. 16, 2008 vs. Arizona (Miguel Montero, Chris Young)
Most Walks Allowed.....	11, J.R. Richard, May 4, 1975 at San Francisco (Game 2)
Most Strikeouts	18, Don Wilson, July 14, 1968 at Cincinnati (Game 2)
Most Consecutive Strikeouts.....	8 (twice), Don Wilson, July 14, 1968 (Game 2) at Cincinnati; Jim Deshaies, Sept. 23, 1986 at Los Angeles
Most Hit Batters.....	4 (2x), last, Charlie Morton, June 9, 2018 at Texas (Ties modern MLB record)
Most Wild Pitches.....	6, J.R. Richard, April 10, 1979 vs. Los Angeles (Ties MLB record)

INDIVIDUAL PITCHING RECORDS - INNING

Most Home Runs Allowed.....	4 (2x), Collin McHugh, Aug. 19, 2016 at BAL (1st inn.), Jose Lima, April 27, 2000 vs. Chicago (NL) (1st inn., ties MLB record)
Most Consecutive HR allowed	3 (several times), last, Henry Sosa, Sept. 11, 2011 at Washington (3rd inn.)
Most Strikeouts	4 (several times), last, Ken Giles, Aug. 7, 2016 vs. Texas (9th inn. Mazara, Choo, Desmond, Profar) (ties MLB record)
Fewest Pitches for Three Strikeouts	9 (6x), last, Will Harris, Sept. 27, 2019 at Los Angeles (AL) (ties MLB record)
Most Hit Batters.....	3, C.J. Niekowski, Aug. 3, 1998 at Florida (8th inn., ties MLB record)
Most Wild Pitches.....	3 (4x), last, Joe Niekro, Aug. 2, 1985 vs. San Diego (6th inn.)



INDIVIDUAL RELIEF PITCHING RECORDS - CAREER

Most Games.....	562, Dave Smith, 1980-90
Most Wins.....	53, Dave Smith, 1980-90
Most Losses.....	47, Dave Smith, 1980-90
Most Innings Pitched.....	760, Dave Smith, 1980-90
Most Runs Allowed.....	251, Dave Smith, 1980-90
Most Earned Runs Allowed.....	211, Dave Smith, 1980-90
Most Hits Allowed.....	642, Dave Smith, 1980-90
Most Walks.....	258, Dave Smith, 1980-90
Most Strikeouts.....	694, Billy Wagner, 1995-2003
Most Saves.....	225, Billy Wagner, 1995-2003
Most Save Chances.....	263, Billy Wagner, 1995-2003
Highest Save Pct.....	85.6, Billy Wagner, 1995-2003
Most Games Finished.....	400, Dave Smith, 1980-90
Most Blown Saves.....	46, Dave Smith, 1980-90
Most Inherited Runners.....	302, Dave Smith, 1980-90
Most Inherited Runners Scored.....	95, Dave Smith, 1980-90
Lowest Inherited Runners Scored Pct (min 100 IR).....	20.8, Trevor Miller, 1998-2007

INDIVIDUAL RELIEF PITCHING RECORDS - SEASON

Most Games.....	83, Octavio Dotel, 2002
Most Consecutive Games (reliever).....	9, Tom Dukes, July 3-12, 1968
Most Wins.....	11 (5x), last, Doug Jones, 1992
Most Losses.....	10 (2x), last, Fernando Rodriguez, 2012
Most Innings Pitched.....	122, Danny Darwin, 1989
Most Runs Allowed.....	50, Jim Ray, 1972
Most Earned Runs Allowed.....	44 (3x), last, Brad Lidge, 2006
Most Hits Allowed.....	103, Joe Boever, 1992
Most Walks.....	52, Todd Jones, 1995
Most Strikeouts.....	157, Brad Lidge, 2004
Most Saves.....	44 (2x), last, Jose Valverde, 2008
Most Save Chances.....	51, Jose Valverde, 2008
Highest Save Pct.....	95.1, Billy Wagner, 2001
Most Games Finished.....	71, Jose Valverde, 2008
Most Blown Saves.....	9 (6x), last, Billy Wagner, 2000
Most Inherited Runners.....	70, Ken Forsch, 1974
Most Inherited Runners Scored.....	22 (2x), last, Ricky Stone, 2003
Lowest Inherited Runners Scored Pct.....	3.0, Wilton Lopez, 2010 (1IRS/33IR)
Most Inherited Runners, None Scoring.....	11, Jose Valverde, 2009

TEAM OFFENSIVE RECORDS - SEASON

Most Total Players Used.....	50 (2x), last, 2013
Fewest Total Players Used.....	32, 1972
Highest Batting Average.....	.282, 2017
Lowest Batting Average.....	.220, 1963
Most .300 Hitters.....	4, 1998 (Craig Biggio .325, Derek Bell .314, Moises Alou, .312, Jeff Bagwell .304)
Highest Slugging Percentage.....	.495, 2019
Lowest Slugging Percentage.....	.301, 1963
Most At-Bats.....	5641, 1998
Fewest At-Bats.....	3693, 1981
Most Runs Scored.....	938, 2000
Fewest Runs Scored.....	394, 1981
Most Runs Scored, Month.....	201, September/October 2000
Most Consecutive Games Scoring, Season.....	101, June 13-Oct 7, 2001
Most Consecutive Games Scoring, One or More Seasons.....	122, June 13, 2001-April 25, 2002
Most Consecutive Games, Shut Out.....	4 (2x), last, Sept. 9-11, 1966 (Lost 0-7, 0-1, 0-4, 0-1 at Los Angeles)
Most Consecutive Innings, Shut Out.....	43, September 7-13, 1966 (over six games)
Most Hits.....	1581, 2017
Fewest Hits.....	984, 1981
Most Singles.....	1097, 1984
Fewest Singles.....	702, 1994
Most Doubles.....	346, 2017
Fewest Doubles.....	160, 1981
Most Triples.....	67 (2x), last, 1984
Fewest Triples.....	16, 2013
Most Home Runs.....	288, 2019
Most Home Runs, Home.....	150, 2019
at Colt Stadium.....	44, 1962
at Astrodome.....	82, 1998
at Minute Maid Park.....	150, 2019
Most Home Runs, Road.....	138, 2019

TABLE OF CONTENTS

PLAYERS

PLAYER DEVELOPMENT

2020 REVIEW

OPPONENTS

HISTORY AND RECORDS

SPRING TRAINING

MEDIA INFORMATION

MINUTE MAID PARK

HISTORY AND RECORDS

Most Home Runs vs. One Club	43, 2019 vs. Los Angeles (AL)
Most Home Runs vs. One Club, home	26, 2019 vs. Oakland
at Colt Stadium	9 (2x), 1962 vs. Milwaukee/Atlanta and Los Angeles
at Astrodome	11, 1966 vs. Chicago Cubs
at Minute Maid Park	26, 2019 vs. Oakland
Most Home Runs vs. One Club, Road	23, 2019 at Los Angeles
Fewest Home Runs	45, 1981
Fewest Home Runs, Home	15, 1979
at Colt Stadium	25, 1963
at Astrodome	15, 1979
at Minute Maid Park	46, 2011
Fewest Home Runs, Road	29, 1981
Fewest Home Runs vs. One Club (min. 2 series)	0, 2010 vs. Atlanta Braves
Fewest Home Runs vs. One Club, home	0 (several times)
at Colt Stadium	0 (several times), 1964, last, vs. Los Angeles, New York Mets, Philadelphia, Chicago Cubs, St. Louis, Cincinnati, Pittsburgh
at Astrodome	0 (several times), last, 1998 vs. Los Angeles, Atlanta and Colorado
at Minute Maid Park	0 (several times), last, 2014 vs. Cleveland and Washington
Fewest Home Runs vs. One Club, road (min. 2 series)	0 (several times), last, 2014 at Arizona, Washington, New York Mets and Seattle
All-Time Home Runs	7534, 1962-20
All-Time Home Runs, Home	3484, 1962-20
at Colt Stadium	98, 1962-64
at Astrodome	1447, 1965-99
at Minute Maid Park	1939, 2000-20
All-Time Home Runs, Road	4050, 1962-20
Most Grand Slam Home Runs	11, 2019
Most Extra Base Hits	639, 2019 (323 doubles, 28 triples, 288 home runs)
Fewest Extra Base Hits	240, 1981 (160 doubles, 35 triples, 45 home runs)
Most Total Bases	2781, 2019
Fewest Total Bases	1313, 1981
Most Runs Batted In	900, 2000
Fewest Runs Batted In	369, 1981
Most Walks	728, 1999
Fewest Walks	340, 1981
Most Walks, Two Consecutive Games	25, April 28-29, 2000 at Milwaukee (11 and 14) (ties NL record)
Most Intentional Walks	88, 1967
Fewest Intentional Walks	17 (2x), last, 2019
Most Strikeouts	1535, 2013
Fewest Strikeouts	488, 1981
Most Sacrifice Hits	109, 1979
Fewest Sacrifice Hits	10, 2019
Most Sacrifice Flies	61 (2x), 2017 and 2000
Fewest Sacrifice Flies	27, 1963
Most Hit by Pitch	100, 1997 (modern NL record)
Fewest Hit by Pitch	8, 1981
Most Ground into Double Play	156, 2018
Fewest Ground into Double Play	69, 1981
Most Left on Base (since 1974)	1252, 1999
Fewest Left on Base (since 1974)	795, 1981
Most Stolen Bases	198, 1988
Fewest Stolen Bases	39, 1963
Highest Stolen Base Percentage	78.1, 2011 (118 steals in 151 attempts)
Lowest Stolen Base Percentage	45.5, 1964 (40 steals in 88 attempts)
Most Caught Stealing	95 (2x), 1979 and 1983
Fewest Caught Stealing	26, 2018

TEAM OFFENSIVE RECORDS - GAME

Most Total Players Used Both Teams	53, Sept. 2, 1986 at Chicago Cubs (CHC 27, HOU 26) (NL Record)
Most Total Players Used	26 (2x), last, Sept. 20, 1989 at Atlanta
Most At-Bats (9 innings)	51, May 13, 2009 at Colorado
Most Runs Scored	23, Aug. 10, 2019 at Baltimore (HOU 23, BAL 2)
Most Runs Scored, Both Teams	29 (2x), June 3, 1987 at Chicago Cubs (CHC 22, HOU 7); July 29, 2007 vs. San Diego (SD 18, HOU 11)
Most Hits (9 innings)	25 (2x), Aug. 10, 2019 at Baltimore; May 30, 1976 at Atlanta (Gm 2)
Most Hits (extra innings)	25, July 2, 1976 at Cincinnati (Gm 1) (14 inn.)
Most Singles	23, May 30, 1976 at Atlanta (Gm 2)
Most Doubles	11, Sept. 8, 2019 vs. Seattle
Most Triples	3 (13x), last, Aug. 23, 2013 vs. Toronto
Most Home Runs, Home (9 innings)	7, Sept. 9, 2019 vs. Oakland
Most Home Runs, Road (9 innings)	7, Sept. 9, 2000 at Chicago Cubs
Most Home Runs, Home (extra innings)	5, June 21, 2001 vs. Cincinnati (11 inn.)
Most Home Runs, Road (extra innings)	5 (2x), last, May 2, 2001 at New York Mets (10 inn.)
Most Home Runs, Both Teams-Home (9 innings)	10, Sept. 10, 2019 vs. Oakland (OAK 4HR, HOU 6HR)
Most Home Runs, Both Teams-Road (9 innings)	10 (2x), last, Aug. 15, 2019 at Oakland (HOU 5HR, OAK 5HR)
Most Home Runs, Both Teams-Home (extra innings)	9, June 21, 2001 vs. Cincinnati (CIN 4HR, HOU 5HR) (11 inn.)



Most Home Runs, Both Teams-Road (extra innings).....	8, Aug. 29, 2005 at Atlanta (HOU SHR, ATL 3HR)
Most Grand Slams.....	2 (3x), April 12, 2019 at Seattle (Jose Altuve, Yuli Gurriel) June 8, 2014 at Minnesota (Chris Carter, Jon Singleton)
Most Grand Slams, Both Clubs.....	July 30, 1969 at New York Mets (Gm 1) (Denis Menke, Jimmy Wynn) (ties NL record)
Most Extra Base Hits.....	3, June 3, 1987 at Chicago Cubs (CHC 2GS, HOU 1GS) (ties MLB record)
Most Total Bases.....	13 (2x), last, Sept. 8, 2019 vs. Seattle (11 doubles, two home runs)
Most Runs Batted In.....	50, Aug. 10, 2019 at Baltimore (12 singles, seven doubles, six home runs)
Most Walks (9 innings).....	21, Aug. 10, 2019 at Baltimore
Most Walks (extra innings).....	14, April 29, 2000 at Milwaukee
Most Walks, Both Teams (9 innings).....	17, Aug. 20, 1999 at Florida (16 inn.)
Most Walks, Both Teams (extra innings).....	26, May 4, 1975 (Game 2) at San Francisco (13 each) (NL record)
Most Intentional Walks.....	25, Aug. 20, 1999 at Florida (16 inn.) (HOU 17BB, FLA 8BB)
Most Strikeouts.....	7, July 15, 1984 vs. Philadelphia (16 inn.) (ties MLB record)
Most Strikeouts, Both Clubs.....	21, Aug. 20, 1999 at Florida
Most Sacrifice Hits.....	40, Aug. 1, 2016 vs. Toronto (Astros 18, Toronto 22) (14 innings)
Most Sacrifice Flies.....	4 (several times), last, July 7, 2007 vs. New York Mets
Most Hit by Pitch.....	4 (3x), last, May 3, 2009 at Atlanta
Most Hit by Pitch, Both Teams.....	5, April 19, 2000 at Los Angeles Dodgers (ties MLB record)
Most Ground into Double Play.....	6 (2x), last, June 9, 2018 at Texas (TEX 0HBP, HOU 6HBP)
Most Left on Base (9 innings).....	6, Aug. 21, 2018 at Seattle
Most Left on Base (extra innings).....	16 (4x), last, May 4, 2017 vs. Texas
Most Stolen Bases.....	25, July 11, 1970 vs. San Francisco (14 inn.)
Most Caught Stealing (9 innings).....	8, May 23, 1990 vs. Pittsburgh
Most Caught Stealing (extra innings).....	4, October 2, 1991 at San Francisco
	4, Aug. 11, 2011 at Arizona

TEAM OFFENSIVE RECORDS - INNING

Most At-Bats.....	13, May 31, 1975 at Philadelphia (8th inn.)
Most Runs.....	12, May 31, 1975 at Philadelphia (8th inn.)
Most Hits.....	10, May 31, 1975 at Philadelphia (8th inn.)
Most Consecutive Hits.....	8 (3x), last, July 10, 2003 vs. Cincinnati (7 singles, 1 double)
Most Singles.....	8, June 2, 1966 at Cincinnati (12th inn.)
Most Consecutive Singles.....	8, June 2, 1966 at Cincinnati (12th inn.)
Most Home Runs.....	4 (2x), last, Sept. 8, 2004 vs. Cincinnati (1st inn. Biggio, Bagwell, Berkman, Lamb)
Most Consecutive Home Runs.....	3 (7x), July 24, 1984 at San Francisco (5th inn., Cabell, Garner, Cruz) June 14, 2000 at Colorado (8th inn., Alou, Hidalgo, Eusebio) July 19, 2003 at Cincinnati (1st inn., Berkman, Hidalgo, Ensberg) Aug. 31, 2004 at Cincinnati (5th inn., Berkman, Bagwell, Beltran) May 2, 2008 vs. Milwaukee (6th inn., Tejada, Berkman, Lee) June 20, 2018 vs. Tampa Bay (6th inn., Springer, Bregman, Altuve) July 19, 2019 vs. Texas (3rd inn., Altuve, Bregman, Alvarez)
Most Grand Slams.....	2, July 30, 1969 at New York Mets (9th inn., Menke, Wynn) (ties MLB record)
Most Runs Batted In.....	12, May 31, 1975 at Philadelphia (8th inn.)
Most Sacrifice Hits.....	3 (3x), June 26, 2005 vs. Texas (7th inn.) April 29, 1975 at San Diego (7th inn.) and July 6, 1975 at Atlanta; (9th inn.) (ties MLB record)
Most Hit by Pitch.....	3 (2x), Sept. 13, 1997 vs. Los Angeles (1st inn.) and August 13, 2008 vs. San Francisco (6th inn.) (ties modern MLB record)
Most Caught Stealing.....	2 (several times), last, Aug. 23, 2019 vs. Los Angeles (AL) (6th inn.)

TEAM PITCHING RECORDS - SEASON

Most Pitchers Used.....	28, 2014
Fewest Pitchers Used.....	12, 1981
Most Complete Games.....	55, 1979
Fewest Complete Games.....	1 (2x), 2017 and 2003
Most Consecutive Complete Games.....	6 (2x), last, Aug. 27-Sept. 1, 1976 (McLaughlin, Dierker, Sambito, Larson, Richard, McLaughlin)
Lowest Earned Run Average.....	2.66, 1981
Highest Earned Run Average.....	5.41, 2000
Most Saves, Season.....	51, 1986
Fewest Saves, Season.....	18, 1974
Most Shutouts, Season.....	19 (3x), last, 1986
Most Consecutive Shutouts.....	3 (3x), last, Sept. 30-Oct. 2, 2012
Most Hits Allowed.....	1596, 2000
Fewest Hits Allowed.....	842, 1981
Fewest Hits Allowed, Two Consecutive Games.....	2 (3x), last, Sept. 24-25, 1986 vs. San Francisco (2 hits, 0 hits)
Most Runs Allowed.....	944, 2000
Fewest Runs Allowed.....	331, 1981
Most Consecutive Innings, No Runs Allowed.....	32 (twice), Aug. 15-17 (Gm 2), 1980 (over three games); July 6-12, 1997 (over four gms.)
Most Earned Runs.....	864, 2000
Fewest Earned Runs Allowed.....	293, 1981
Most Home Runs Allowed.....	234, 2000
Most Home Runs Allowed, Home.....	132, 2019
Colt Stadium.....	44, 1964
Astrodome.....	71, 1998
Minute Maid Park.....	132, 2019

TABLE OF CONTENTS

PLAYERS

PLAYER DEVELOPMENT

2020 REVIEW

OPPONENTS

HISTORY AND RECORDS

SPRING TRAINING

MEDIA INFORMATION

MINUTE MAID PARK

HISTORY AND RECORDS

Most Home Runs Allowed, Road	108, 2016
Most HR Allowed vs. One Club	33, 2007 vs. Milwaukee
Most HR Allowed vs. One Club, Home	18 (2x), 2001 vs. Chicago Cubs and Cincinnati
Colt Stadium	12, 1963 vs. Milwaukee/Atlanta
Astrodome	13 (2x), 1966 vs. Pittsburgh and 1972 vs. Cincinnati
Minute Maid Park	18 (2x), 2001 vs. Chicago Cubs and Cincinnati
Most HR Allowed vs. One Club-Road	21, 1987 vs. San Francisco
Home Runs Allowed All-Time	7703, 1962-19
Home Runs Allowed All-Time, Home	3490, 1962-20
Colt Stadium	119, 1962-64
Astrodome	1481, 1965-99
Minute Maid Park	1890, 2000-20
Home Runs Allowed All-Time, Road	4283, 1962-20
Fewest Home Runs Allowed	40, 1981
Fewest Home Runs Allowed, Home	9, 1981
Colt Stadium	34, 1963
Astrodome	9, 1981
Minute Maid Park	66, 2010
Fewest Home Runs Allowed, Road	31, 1981
Fewest Home Runs Allowed vs. One Club, Home (min. two series)	0, (several times), last, 1992 vs. Cincinnati, Atlanta and San Diego
Fewest Home Runs Allowed vs. One Club, Road (min. two series)	0 (several times), last, 1992 vs. Los Angeles Dodgers
Most Consecutive Games, No HR Allowed	17, May 11-29, 1981
Most Consecutive Innings, No HR Allowed	176, May 10-30, 1981
Most Grand Slams Allowed	10, 2001
Most Walks Allowed	679, 1975
Fewest Walks Allowed	300, 1981
Most Intentional Walks Allowed	94, 1989
Fewest Intentional Walks Allowed	0, 2019
Most Sacrifice Hits Allowed	99, 1964
Most Sacrifice Flies Allowed	64, 2000
Most Strikeouts	1671, 2019
Fewest Strikeouts	610, 1981
Most Hit Batters	74, 2003
Fewest Hit Batters	11, 1981
Most Wild Pitches	98, 2016
Fewest Wild Pitches	22, 2008
Most Balks	34, 1988
Fewest Balks, Season	0, 1999 (Ties ML Record)

TEAM PITCHING RECORDS - GAME

Most Pitchers Used (9 innings)	9, Sept. 25, 2006 at Philadelphia
Most Pitchers Used (extra innings)	10, Sept. 28, 1995 at Chicago Cubs (11 inn.)
Most Pitchers Used in Game, Both Teams (9 innings)	16 (2x), Sept. 25, 2006 at Philadelphia (HOU 9, PHI 7) Sept. 28, 2002 at San Francisco (HOU 8, SF 8)
Most Pitchers Used in Game, Both Teams (extra innings)	18 (4x), last, Sept. 26, 2019 at Los Angeles (AL) (HOU 8, LAA 10)
Most Hits Allowed	26, Aug. 3, 1989 at Cincinnati
Fewest Hits Allowed	0 (13x), last, Sept. 1, 2019 at Toronto (Justin Verlander)
Most Runs Allowed	22, June 3, 1987 at Chicago Cubs
Most Earned Runs Allowed	22, June 3, 1987 at Chicago Cubs
Most Home Runs Allowed	8, May 21, 2005 at Texas
Most Grand Slams	2 (5x), May 7, 2019 vs. Kansas City (3rd inn.-Ryan O'Hearn off Collin McHugh, 7th inn.-Whit Merrifield off Framber Valdez) Aug. 16, 2008 vs. Arizona (1st inn.-Miguel Montero off Brandon Backe, 6th inn.-Chris Young off Brandon Backe) July 4, 2004 vs. Texas (6th inn.-Hank Blalock off Tim Lincecum, 9th inn.-Mark Teixeira off Chad Harville) June 3, 1987 at Chicago Cubs (1st inn.-Brian Dayett off Bob Knepper, 6th inn.-Keith Moreland off Julio Solano) May 2, 1987 at Atlanta (6th inn.-Graig Nettles off Aurelio Lopez, 7th inning-Dion James off Julio Solano)
Most Walks (9 innings)	13, May 4, 1975 at San Francisco (Gm 2) (J.R. Richard 11, Wayne Granger 2)
Most Walks (extra innings)	13 (2x), last, Sept. 9, 2017 at Oakland (Game 1)
Most Sacrifice Flies Allowed	4 (2x), last, May 5, 1982 at Cincinnati
Most Strikeouts	24, June 12, 2019 vs. Milwaukee (14 inn.)
Most Hits Allowed in Shutout (9 innings)	11 (3x), last, July 12, 2009 vs. Washington (Moehler 7, Arias 3, Valverde 1)
Most Hits Allowed in Shutout (extra innings)	11 (2x), last, June 16, 1972 vs. Philadelphia (11 inn.) (Wilson 5, Griffin 6)
Fewest Hits Allowed in Shutout (9 innings)	0 (10x), last, Sept. 1, 2019 at Toronto (Justin Verlander)
Fewest Hits Allowed in Shutout (extra innings)	1, July 22, 1986 vs. Montreal (Nolan Ryan 1, Dave Smith 0) (10 inn.)
Most Walks Allowed in Shutout (9 innings)	8, April 26, 1980 vs. New York Mets (Joe Niekro 6, Frank LaCorte 2)
Most Walks Allowed in Shutout (extra innings)	10, July 6, 1976 vs. New York Mets (J.R. Richard 10) (10 inn.) (Ties NL Record)
Fewest Walks Allowed in Shutout (9 innings)	0 (several times), last, July 30, 2019 at Cleveland
Fewest Walks Allowed in Shutout (extra innings)	1 (5x), last, April 7, 2018 vs. San Diego (10 inn.) (1 IBB - Harris)
Most Hit Batters	6, June 9, 2018 at Texas
Most Wild Pitches	6, April 10, 1979 vs. Los Angeles Dodgers



TEAM PITCHING RECORDS - INNING

Most Hits Allowed	16, Aug. 3, 1989 at Cincinnati (1st inn.) (Modern MLB record)
Most Runs Allowed	14, August 3, 1989 at Cincinnati (1st inn.)
Most Strikeouts	4 (5x), last, Aug. 7, 2016 vs. Texas (Giles - Mazara, Choo, Desmond, Profar, 9th inn.)
Most Hit Batters	3, Aug. 3, 1998 at Florida (8th inn., Nitkowski, consecutive) (ties MLB record)

INDIVIDUAL PINCH-HITTING RECORDS

Most Games, Season	88, Orlando Palmeiro, 2006
Highest Batting Average, Season455, Bill Spiers, 1997 (15x33) (Min. 25 PA)
Highest Batting Average, Career303, Kevin Bass, 1983-1994 (60x198) (Min. 150 PA)
Most At-Bats, Season	80, Orlando Palmeiro, 2006
Most At-Bats, Career	300, Denny Walling, 1977-92
Most Hits, Season	20 (2x), Orlando Palmeiro, 2006 and Ken Boswell, 1976
Most Hits, Career	82, Denny Walling, 1977-92
Most Consecutive Pinch-Hits	6, Phil Garner, July 27-Aug. 21, 1985
Most Runs Batted In, Game	4 (several times), last, Brian Bogusevic, Aug. 16, 2011 vs. Chicago Cubs
Most Runs Batted In, Season	17, Orlando Merced, 2001
Most Runs Batted In, Career	63, Denny Walling, 1977-92
Most Home Runs, Season	5, Cliff Johnson, 1974
Most Home Runs, Career	9, Cliff Johnson, 1974-77
Most Walks, Season	11 (4x), last, Jason Michaels, 2009
Most Walks, Career	34, Denny Walling, 1977-92

TEAM PINCH-HITTING RECORDS - SEASON

Highest Average294, 1995 (73x248)
Lowest Average118, 2014 (9x76)
Most At-Bats	274, 1991
Most Hits	73, 1995
Most Consecutive At-Bats, No Hit	35, May 10-June 24, 1980
Most Consecutive Plate App., No Hits	44, May 10-June 24, 1980
Most Runs Batted In	51, 1995
Most Home Runs	9, 1995
Most Walks	44, 1991

TEAM ROOKIE HITTING RECORDS

Most Games	157, Joe Morgan, 1965
Highest Batting Average314, Greg Gross, 1974 (185x589) (min. 3.1 PA/Team G)
Most At-Bats	601, Joe Morgan, 1965
Most Runs Scored	100, Joe Morgan, 1965
Most Hits, Game	6, Joe Morgan, July 8, 1965 at Milwaukee, (12 inn.) (Ties National League Record)
Most Hits	185, Greg Gross, 1974
Most Singles	160, Sonny Jackson, 1966
Most Doubles	43, Yuli Gurriel, 2017
Most Triples	12, Joe Morgan, 1965
Most Home Runs	27, Yordan Alvarez, 2019
Home Run in First MLB At-Bat (rookies only)	(4x), Mark Saccomanno, Sept. 8, 2008 vs. PIT Charlton Jimerson, Sept. 4, 2006 at PHI Dave Matranga, June 27, 2003 vs. TEX Jose Sosa, July 30, 1975 vs. SD
Most Grand Slams	1 (several players), last, Yordan Alvarez, 2019
Most Extra-Base Hits	62, Yuli Gurriel, 2017
Most Total Bases	257, Yuli Gurriel, 2017
Most Runs Batted In	82, Jeff Bagwell, 1991
Most Walks	97, Joe Morgan, 1965
Most Strikeouts	134, Jon Singleton, 2014
Most Stolen Bases	49, Sonny Jackson, 1966

TABLE OF CONTENTS

PLAYERS

PLAYER DEVELOPMENT

2020 REVIEW

OPPONENTS

HISTORY AND RECORDS

SPRING TRAINING

MEDIA INFORMATION

MINUTE MAID PARK

TEAM ROOKIE PITCHING RECORDS

Most Games.....	78 (2x), Ricky Stone, 2002, and Brad Lidge, 2003
Most Starts.....	32 (2x), Chris Holt, 1997, and Lucas Harrell, 2012
Most Complete Games.....	9, Joaquin Andujar, 1976
Lowest Earned Run Average.....	2.53, Ken Forsch, 1971 (min. 1IP/Team Game)
Highest Winning Percentage.....	.824, Roy Oswalt, 2001 (14-3) (min. 0.09 Decisions/Team Game)
Highest Win Pct., Left-hander.....	.706, Jim Deshaies, 1986 (12-5) (min. 0.09 Decisions/Team Game)
Most Wins.....	15, Jeriome Robertson, 2003 (15-9)
Most Wins, Left-hander.....	15, Jeriome Robertson, 2003 (15-9)
Most Wins, Right-hander.....	14, Roy Oswalt, 2001 (14-3)
Most Losses.....	14, Mark Lemongello, 1977
Most Saves.....	20, Frank DiPino, 1983
Most Shutouts.....	4, Joaquin Andujar, 1976
Last Rookie Shutout.....	Brett Oberholtzer, Sept. 1, 2013 vs. Seattle
Most Innings Pitched.....	214.2, Mark Lemongello, 1977
Most Hits Allowed.....	237, Mark Lemongello, 1977
Fewest Hits Allowed in a Start.....	0 (2x), Darryl Kile, April 24, 1991 vs. CIN (6IP), Don Wilson, June 18, 1967 vs. Atlanta (9IP)
Most Home Runs Allowed.....	23 (2x), Jeriome Robertson, 2003; Ezequiel Astacio, 2005
Most Walks Allowed.....	93, Tom Griffin, 1969
Most Strikeouts, Game.....	15 (2x), J.R. Richard, Sept. 5, 1971, at San Francisco (Gm 2) Don Wilson, June 18, 1967 vs. Atlanta
Most Strikeouts, Major League Debut.....	15, J.R. Richard, Sept. 5, 1971 at San Francisco (Gm 2) (Ties ML Record)
Most Strikeouts, Season.....	200, Tom Griffin, 1969

INDIVIDUAL DEFENSIVE RECORDS

Most Games, Season.....	162 (3x), last, Craig Biggio and Jeff Bagwell, 1996
Catcher.....	151, Johnny Edwards, 1969
First Base.....	162, Jeff Bagwell, 1996
Second Base.....	162, Craig Biggio, 1996 and Bill Doran, 1987
Third Base.....	160, Ken Caminiti, 1989
Shortstop.....	158, Miguel Tejada, 2009
Outfield.....	160, Steve Finley, 1992, Jose Cruz, 1983-84, Lance Berkman, 2004
Pitcher.....	83, Octavio Dotel, 2002
Most Putouts, Season.....	1404, Jeff Bagwell, 1997
Catcher.....	1135, Johnny Edwards, 1969
First Base.....	1404, Jeff Bagwell, 1997
Second Base.....	361, Craig Biggio, 1996
Third Base.....	150, Bob Aspromonte, 1962
Shortstop.....	275, Roger Metzger, 1971
Outfield.....	446, Cesar Cedeno, 1974
Pitcher.....	33, Brett Myers, 2011
Most Assists, Season.....	533, Dickie Thon, 1983
Catcher.....	81, John Bateman, 1963
First Base.....	143, Jeff Bagwell, 2001
Second Base.....	504, Craig Biggio, 1997
Third Base.....	357, Doug Rader, 1970
Shortstop.....	533, Dickie Thon, 1983
Outfield.....	22, Richard Hidalgo, 2003
Pitcher.....	57, Mike Hampton, 1997
Most Errors, Season.....	37, Sonny Jackson, 1966
Catcher.....	23, John Bateman, 1963
First Base.....	17, Curt Blefary, 1969 and Cesar Cedeno, 1979
Second Base.....	27, Joe Morgan, 1965
Third Base.....	29, Enos Cabell, 1980
Shortstop.....	37, Sonny Jackson, 1966
Outfield.....	14, Jose Cruz, 1979 and Jesus Alou, 1969
Pitcher.....	10, J.R. Richard, 1976
Most Total Chances, Season.....	1552, Jeff Bagwell, 1997
Catcher.....	1221, Johnny Edwards, 1969
First Base.....	1552, Jeff Bagwell, 1997
Second Base.....	867, Joe Morgan, 1965
Third Base.....	522, Doug Rader, 1970
Shortstop.....	819, Dickie Thon, 1983
Outfield.....	460, Cesar Cedeno, 1974
Pitcher.....	76, Mike Hampton, 1997
Most Double Plays, Season.....	141, Jeff Bagwell, 1999
Catcher.....	16, Brad Ausmus, 1997
First Base.....	141, Jeff Bagwell, 1999
Second Base.....	117, Craig Biggio, 1999
Third Base.....	39, Doug Rader, 1970
Shortstop.....	114, Dickie Thon, 1983
Outfield.....	8, Jimmy Wynn, 1968
Pitcher.....	9, Shane Reynolds, 1998



Most Triple Plays, Season.....	2, Roger Metzger, 1971 and 1978
Catcher.....	1, Joe Ferguson, 1978
First Base.....	1 (8x), last, Chris Carter, 2015
Second Base.....	1 (6x), last, Jose Altuve, 2015
Third Base.....	1 (6x), last, Jonathan Villar, 2015
Shortstop.....	2 (2x), Roger Metzger, 1971 and 1978
Outfield.....	1, Mike Simms, 1991
Pitcher.....	no Astros pitcher has been involved in a triple play
Highest Fielding Percentage, Season (minimum 108 games).....	1.000 (3x), Terry Puhl-1979, 1989, Josh Reddick-2018
Catcher.....	.999, Brad Ausmus-2005
First Base.....	.996, Lance Berkman, 2008
Second Base.....	.993, Jose Altuve, 2015
Third Base.....	.973, Bob Aspromonte, 1964
Shortstop.....	.990, Adam Everett, 2006
Outfield.....	1.000 (3x), Terry Puhl-1979, 1989, Josh Reddick-2018
Pitcher.....	1.000 (several pitchers), last, Dallas Keuchel, 2018
Most Passed Balls.....	21, John Bateman, 1966

TEAM DEFENSIVE RECORDS

Highest Fielding Percentage, Season.....	.991, 2020 (1572 putouts, 546 assists, 20 errors)
Lowest Fielding Percentage, Season.....	.972, 1966 (4331 putouts, 1664 assists, 174 errors)
Most Putouts, Season.....	4448, 1980
Fewest Putouts, Season.....	2970, 1981
Most Assists, Season.....	1880, 1975
Fewest Assists, Season.....	1206, 1981
Most Errors, Game.....	7 (2x), June 12, 1978 vs. Pittsburgh and July 30, 1979 vs. San Francisco
Most Errors, Season.....	174, 1966
Fewest Errors, Season.....	63, 2018
Most Games, No Errors, Season.....	113, 2008
Most Consecutive Games, No Errors, Season.....	14, (2x), last Sept 2-15, 2020
Most Consecutive Innings, No Errors, Season.....	135, June 5-21 (9th inn.), 2006 (over 15 games)
Most Total Chances, Season.....	6392, 1975
Fewest Total Chances, Season.....	4263, 1981
Most Double Plays, Game.....	7, May 4, 1969 vs. San Francisco (MLB record)
Most Double Plays, Season.....	175, 1999
Fewest Double Plays, Season.....	11, 1971
Most Triple Plays, Season.....	2 (2x), 1971 and 1991
Most Passed Balls, Game.....	6, May 12, 1996 at Montreal (Ties Modern MLB Record)
Most Passed Balls, Season.....	38, 1984
Fewest Passed Balls, Season.....	4 (3x), 2001, 2003, and 2004
Most Errorless Total Chances, Season.....	6255, 1975
Fewest Errorless Total Chances, Season.....	4176, 1981

ASTROS WIN-LOSS RECORDS

Highest Winning Percentage, Season.....	.660, 2019 (107-55)
Lowest Winning Percentage, Season.....	.315, 2013 (51-111)
Most Wins, Month.....	23, Sept./Oct. 2004 (23-7), 1986 (23-9), 1985 (23-12)
Most Wins, Season.....	107, 2019 (107-55)
Most Wins, Season-Home.....	60, 2019 (60-21)
Most Wins, Season-Road.....	57, 2018 (57-24)
Fewest Wins, Month.....	2, April 1995 (2-3)
Fewest Wins, Full Month.....	3, July 2012 (3-24)
Fewest Wins, Season.....	51, 2013 (51-111)
Fewest Wins, Season-Home.....	24, 2013 (24-57)
Fewest Wins, Season-Road.....	20, 2012 (20-61)
Most Consecutive Wins, Season.....	12 (3x), last, June 6-18, 2018
Most Consecutive Wins, Home.....	18, Aug. 23-Oct. 3, 2004
Most Consecutive Wins, Road.....	11 (2x), last, June 7-28, 2018
Most Consecutive Wins, Start of Season.....	6, April 6-12, 1987
Most Games without Three Consecutive Wins, Start of Season.....	99, April 4-July 24, 2000
Most Losses, Month.....	24 (2x), July 1962 (5-24), July 2012 (3-24)
Most Losses, Season.....	111, 2013 (51-111)
Most Losses, Season-Home.....	57, 2013 (24-57)
Most Losses, Season-Road.....	61, 2012 (20-61)
Fewest Losses, Month.....	5, April 1980 (13-5)
Fewest Losses, Season.....	49, 1994 (66-49)
Fewest Losses, Season-Home.....	20, 1981 (31-20)
Fewest Losses, Season-Road.....	24, 2018 (57-24)
Most Consecutive Losses, Season.....	15, Sept. 14-29, 2013
Most Consecutive Losses, Home.....	11, July 23-August 17, 1966
Most Consecutive Losses, Road.....	14 (2x), Sept. 1, 1996-April 9, 1997 and Sept. 29, 1968-April 30, 1969

TABLE OF CONTENTS

PLAYERS

PLAYER DEVELOPMENT

2020 REVIEW

OPPONENTS

HISTORY AND RECORDS

SPRING TRAINING

MEDIA INFORMATION

MINUTE MAID PARK

HISTORY AND RECORDS

Most Consecutive Losses, Start of Season.....	9, April 5-13, 1983
Most Ties, Season.....	2, 1962, April 25, 1962 vs. St. Louis (5-5) and Sept. 9, 1962 vs. New York Mets (7-7)
Longest Tie Game, Innings.....	17.0, April 25, 1962 vs. St. Louis (5-5)
All-Time Ties.....	5, April 25, 1962 vs. STL, (5-5, 17 inn.-called due to curfew) Sept. 9, 1962 vs. NYM, (7-7, 8 inn.-called due to rain) July 16, 1966 at ATL, (1-1, 5 inn.-called due to rain) Aug. 25, 1975 at STL, (3-3, 10 inn.-called due to rain) June 30, 2005 at CIN (2-2, 7 inn.-called due to rain)
Most Games, Homestand-Start of Season.....	15, April 7-22, 1992 (9-6) (Ties MLB Record)
Most Games Won, Homestand.....	10 (3x), June 1-11, 1989 (10-1) July 24-August 5, 1979 (10-3) May 16-28, 1969 (10-1)
Most Games Lost, Homestand.....	10, July 15-25, 1962 (3-10)
Highest Winning Percentage, Homestand (Min. two teams).....	1.000 (11x), Aug. 24-31, 1977, (7-0, vs. PHI 2-0, MON 3-0, NYM 2-0); June 6-11, 1980, (6-0, vs. SF 3-0, CHC 3-0); Aug. 19-24, 1980, (6-0, vs. PIT 3-0, CHC 3-0); Aug. 28-Sept. 2, 1981, (7-0, vs. PHI 4-0, NYM 3-0); Aug. 2-5, 1985, (4-0, vs. SD 3-0, SF 1-0); April 6-12, 1987, (6-0, vs. LAD 3-0, MON 3-0); Aug. 14-20, 1987, (7-0, vs. ATL 4-0, STL 3-0); June 3-8, 2003, (6-0, vs. BAL 3-0, TB 3-0); Aug. 20-25, 2004 (6-0, 3-0 vs. PIT, 3-0 vs. CIN); Sept. 27-Oct. 3, 2004 (6-0, 3-0 vs. STL, 3-0 vs. COL); April 5-10, 2019 (3-0 vs. OAK, 3-0 vs. NYY) Aug. 2-Aug. 7, 2019 (3-0 vs. SEA, 2-0 vs. COL);
Lowest Winning Percentage, Homestand (Min. two teams).....	.000, April 5-10, 1983 (0-6) and June 29-July 10, 2012 (0-7)
Most Games, Road Trip.....	26, July 27-Aug. 23, 1992 (12-14)
Most Games Won, Road Trip.....	12, July 27-Aug. 23, 1992 (12-14)
Most Games Lost, Road Trip.....	14 (3x), June 12-26, 1963 (2-14); Aug. 29-Sept. 11, 1966 (3-14); July 27-Aug. 23, 1992 (12-14)
Highest Winning Percentage, Road Trip (Min. two teams).....	1.000 (8x), April 18-23, 1972 (5-0, at Cincinnati 2-0, San Francisco 3-0) September 16-19, 1985 (4-0, at Atlanta 2-0, Los Angeles 2-0) May 26-31, 1989 (6-0, at Pittsburgh 3-0, St. Louis 3-0) July 18-23, 1997 (5-0, at Montreal 3-0, St. Louis, 2-0) September 3-9, 1999 (7-0, at Montreal 3-0, Philadelphia 4-0) May 29-June 3, 2013 (6-0, at Colorado 2-0, Los Angeles (AL) 4-0) June 7-17, 2018 (10-0, at Texas 4-0, Oakland 3-0, Kansas City 3-0)
Lowest Winning Percentage, Road Trip (Min. two teams).....	.000 (9x), June 5-10, 2015 (Toronto 0-3, Chicago-AL 0-3) Aug. 4-13, 1967 (0-10 at Philadelphia 0-3, Cincinnati 0-2, Atlanta 0-5) May 11-16, 1990 (0-5 at Pittsburgh 0-3, St. Louis 0-2) June 15-20, 1990 (0-6 at Cincinnati 0-3, Los Angeles 0-3) Sept. 13-22, 1996 (0-8 at Colorado 0-3, Atlanta 0-2, Florida 0-3) April 22-27, 2005 (0-5, 0-3 at St. Louis, 0-2 at Pittsburgh) May 21-27, 2007 (0-7, 0-3 at San Francisco, 0-4 at Arizona) Sept. 14-20, 2009 (0-6, 0-3 at Cincinnati, 0-3 at Milwaukee) Sept. 19-25, 2013 (0-7, 0-4 at Cleveland, 0-3 at Texas)
Most Wins over One Club, Season.....	18, 2019 vs. Seattle (18-1)
Fewest Wins over One Club, Season (Min. two series).....	0, 2012 vs. Arizona (0-6)
Most Shutout Wins over One Club, Season.....	7, 1978 vs. Atlanta
Most Consecutive Wins over One Club, Season.....	13, 2019 vs. Seattle (18-1)
Most Losses to One Club, Season.....	17 (2x), 2013 vs. Texas (2-17) and 1962 vs. Philadelphia (1-17)
Fewest Losses to One Club, Season (Min. two series).....	0 (6x), last, 2018 vs. CWS (7-0) and 2018 vs. SF (4-0)
Most Shutout Losses to One Club, Season.....	5 (7x), 2005 vs. Pittsburgh 1992 vs. Atlanta 1990 vs. San Diego 1984 vs. San Diego 1976 vs. Los Angeles Dodgers 1963 vs. Cincinnati 1962 vs. Cincinnati
Most Consecutive Losses to One Club, Season.....	17, 1962 vs. Philadelphia (1-17)
Most Consecutive Losses in One Stadium, One or More Seasons.....	12 (2x), April 13-May 5, 1963 (1st game) vs. Philadelphia (Connie Mack Stadium) Aug. 3, 2015-June 7, 2016 at Texas (Globe Life Park)
Most Doubleheaders, Season.....	21, 1962 (5-7-9)
Fewest Doubleheaders, Season.....	0 (11x), 1991, 1994, 1997, 2002, 2003, 2007, 2008, 2010, 2011, 2014, 2015
Most Doubleheaders Won, Season.....	6, 1976 (6-2-8)
Fewest Doubleheaders Won, Season.....	0, 1975, (0-3-4) (Out of most possible wins-7)
Most Doubleheaders Lost, Season.....	8, 1978 (2-8-3)
Fewest Doubleheaders Lost, Season.....	0, 1984, (0-0-4) (Out of most possible losses-4)
Most Doubleheaders Split, Season.....	9 (2x), 1962 (5-7-9) and 1965 (2-3-9)
Fewest Doubleheaders Split, Season (Out of most possible splits-2).....	0 (3x), 1993 (1-1-0), 1995 (2-0-0) and 2016 (2-0-0)
Most Day Games, Season.....	62, 1965 (25-37)
Most Day Games Won, Season.....	36, 2018 (36-17)
Fewest Day Games Won, Season.....	11, (2x) 1978 (11-33), 2013 (11-35)
Most Day Games Lost, Season.....	37 (3x), last, 2011 (13-37)
Fewest Day Games Lost, Season.....	13, 1985 (23-13)
Most Night Games, Season.....	134, 1984 (68-66) (Ties MLB record)
Most Night Games Won, Season.....	78, 2019 (78-41)

HISTORY AND RECORDS



Fewest Night Games Won, Season.....	38, 1962 (38-63)
Most Night Games Lost, Season	76 (2x), last, 2013 (40-76)
Fewest Night Games Lost, Season	31, 1994 (49-31)
Most Extra-Inning Games, Season.....	27, 1990 (14-13) (Ties NL Record)
Fewest Extra-Inning Games, Season.....	8, 2005 (4-4) and 2008 (5-3)
Most Consecutive Extra-Inning Games, Season.....	3 (6x), last, July 31-August 2, 2001 (2-1)
Most Consecutive Extra-Inning Games vs. One Club, Season.....	4, May 2, July 31-August 2, 2001 vs. New York (3-1) (Ties MLB Record)
(Note: Houston played four consecutive extra-inning postseason games vs. Philadelphia in the 1980 NLCS, October 8-12)	
Most Extra-Inning Games Won, Season	16, 1992 (16-5)
Fewest Extra-Inning Games Won, Season	1, 2012 (1-11)
Most Extra-Inning Games Lost, Season	16, 1965 (6-16)
Fewest Extra-Inning Games Lost, Season	3, 2008 (5-3)
Most Shutout Games, Season.....	39, 1963 (16-23)
Fewest Shutout Games, Season.....	5, 2000 (2-3) (Ties MLB Record)
Most Shutout Games Won, Season.....	19 (3x), 1979 (19-15), 1981 (19-9), and 1986 (19-6)
Fewest Shutout Games Won, Season.....	2, 2000 (2-3)
Most Shutout Games Lost, Season.....	23, 1963 (16-23)
Fewest Shutout Games Lost, Season.....	3 (3x), 2000 (2-3), 2001 (6-3), 2004 (13-3)
Most One-Run Games, Season	75, 1971 (32-43) (MLB Record)
Fewest One-Run Games, Season	30, 1994 (13-17)
Most Consecutive One-Run Games, Season.....	7 (2x), April 23-30, 1971 (2-5) and May 12-19, 1984 (2-5)
Most One-Run Games Won, Season	39, 1979 (39-27)
Fewest One-Run Games Won, Season	13, 1994 (13-17)
Most One-Run Games Lost, Season.....	43, 1971 (32-43) (NL Record)
Fewest One-Run Games Lost, Season.....	13, 2017 (19-13)
Most 1-0 Games, Season.....	11, 1976 (9-2)
Fewest 1-0 Games, Season.....	0 (4x), 1970, 1999, 2008
Most 1-0 Games Won, Season.....	9, 1976 (9-2)
Fewest 1-0 Games Won, Season.....	0 (12x), 1969 (0-6), 1970 (0-0), 1975 (0-3), 1999 (0-0), 2000 (0-1), 2003 (0-1), 2008 (0-0), 2010 (0-2), 2013 (0-1), 2014 (0-2), 2015 (0-2), 2019 (0-1)
Most 1-0 Games Lost, Season	6 (twice), 1964 (4-6) and 1969 (0-6)
Fewest 1-0 Games Lost, Season.....	0 (10x), 1970, 1997, 1998, 1999, 2001, 2002, 2007, 2008, 2009, 2017
Longest 1-0 Game Won, Innings.....	24, April 15, 1968 vs. New York Mets, (MLB Record-Longest 1-0 night game)
Longest 1-0 Game Lost, Innings.....	16, May 31, 2003 at Chicago
Largest Margin of Victory	21, Aug. 10 at BAL (W, 23-2)
Home.....	16, April 29, 1974 vs. Chicago (W, 18-2)
Road.....	21, Aug. 10 at BAL (W, 23-2)
Largest Margin of Victory, Shutout Game	15, April 26, 1998 at Montreal (W, 15-0)
Largest Margin of Defeat	16 (6x), last, Sept. 25, 2011 vs. Colorado (L, 3-19)
Home.....	16 (2x), last, Sept. 25, 2011 vs. Colorado (L, 3-19)
Road.....	16 (4x), last, May 8, 2005 at Atlanta (L, 0-16)
Largest Margin of Defeat, Shutout Game	16 (2x), last, May 8, 2005 at Atlanta (L, 0-16)
Largest Comeback to Win-Home.....	11, July 18, 1994 vs. St. Louis (Trailed 11-0 after 3rd inn., W 15-12) (Ties NL Record for largest comeback)
Largest Comeback to Win, Road.....	7 (2x), Sept. 4, 1990 at Los Angeles (Trailed 7-0 after 2nd inn., W 10-8) Aug. 13, 1991 at San Diego (Trailed 9-2 after 4th inn., W 12-9)
Largest Ninth-Inning Lead Lost to Lose	7, May 22, 2000 at Milwaukee (Led 9-2, L 9-10 in 10 inn.)

TABLE OF CONTENTS

PLAYERS

PLAYER DEVELOPMENT

2020 REVIEW

OPPONENTS

HISTORY AND RECORDS

SPRING TRAINING

MEDIA INFORMATION

MINUTE MAID PARK

ASTROS ALL-TIME TOP 10 BATTING CHARTS: SEASON

Single-Season Games

162	George Springer	2016
162	Carlos Lee	2007
162	Jeff Bagwell	1999
162	Jeff Bagwell	1997
162	Craig Biggio	1997
162	Jeff Bagwell	1996
162	Craig Biggio	1996
162	Jeff Bagwell	1992
162	Craig Biggio	1992
162	Steve Finley	1992
162	Bill Doran	1987
162	Enos Cabell	1978

Single-Season At-Bats

660	Jose Altuve	2014
660	Enos Cabell	1978
646	Craig Biggio	1998
644	George Springer	2016
640	Jose Altuve	2016
641	Roger Metzger	1972
639	Craig Biggio	1999
638	Jose Altuve	2015
635	Miguel Tejada	2009
633	Craig Biggio	2004

Single-Season Runs Scored

152	Jeff Bagwell	2000
146	Craig Biggio	1997
143	Jeff Bagwell	1999
126	Jeff Bagwell	2001
124	Jeff Bagwell	1998
123	Craig Biggio	1999
123	Craig Biggio	1998
123	Craig Biggio	1995
122	Alex Bregman	2019
118	Craig Biggio	2001

Single-Season Hits

225	Jose Altuve	2014
216	Jose Altuve	2016
210	Craig Biggio	1998
204	Jose Altuve	2017
200	Jose Altuve	2015
199	Miguel Tejada	2009
198	Derek Bell	1998
195	Enos Cabell	1978
191	Lance Berkman	2001
191	Craig Biggio	1997

Single-Season Doubles

56	Craig Biggio	1999
55	Lance Berkman	2001
51	Craig Biggio	1998
51	Alex Bregman	2018
48	Jeff Bagwell	1996
47	Jose Altuve	2014
47	Craig Biggio	2004
46	Miguel Tejada	2009
46	Lance Berkman	2008
44	Craig Biggio	2003
44	Craig Biggio	1994
44	Rusty Staub	1967

Single-Season Triples

14	Roger Metzger	1973
13	Steve Finley	1993
13	Steve Finley	1992
13	Jose Cruz	1984
12	Michael Bourn	2009
12	Craig Reynolds	1981
12	Joe Morgan	1965
11	Evan Gattis	2015
11	Bill Doran	1984
11	Craig Reynolds	1984
11	Omar Moreno	1983
11	Roger Metzger	1971
11	Joe Morgan	1971
11	Joe Morgan	1967

Single-Season Home Runs

47	Jeff Bagwell	2000
45	Lance Berkman	2006
44	Richard Hidalgo	2000
43	Jeff Bagwell	1997
42	Lance Berkman	2002
42	Jeff Bagwell	1999
41	Alex Bregman	2019
39	George Springer	2019
39	Jeff Bagwell	2003
39	Jeff Bagwell	2001
39	Jeff Bagwell	1994

Single-Season Runs Batted In

136	Lance Berkman	2006
135	Jeff Bagwell	1997
132	Jeff Bagwell	2000
130	Jeff Bagwell	2001
128	Lance Berkman	2002
126	Lance Berkman	2001
126	Jeff Bagwell	1999
124	Moises Alou	1998
122	Richard Hidalgo	2000
120	Jeff Bagwell	1996

Single-Season Extra-Base Hits

94	Lance Berkman	2001
89	Richard Hidalgo	2000
86	Jeff Bagwell	2001
85	Jeff Bagwell	2000
85	Jeff Bagwell	1997
83	Alex Bregman	2018
81	Jeff Bagwell	1996
80	Alex Bregman	2019
79	Lance Berkman	2008
79	Lance Berkman	2002
77	Jeff Bagwell	1999

Single-Season Batting Average

.368	Jeff Bagwell	1994
.355	Moises Alou	2000
.346	Jose Altuve	2017
.341	Jose Altuve	2014
.338	Jose Altuve	2016
.334	Derek Bell	1995
.333	Rusty Staub	1967
.331	Moises Alou	2001
.331	Lance Berkman	2001
.325	Carl Everett	1999
.325	Craig Biggio	1998

Single-Season Stolen Bases

65	Gerald Young	1988
64	Eric Yelding	1990
61	Michael Bourn	2009
61	Cesar Cedeno	1977
58	Cesar Cedeno	1976
57	Cesar Cedeno	1974
56	Jose Altuve	2014
56	Cesar Cedeno	1973
55	Cesar Cedeno	1972
53	Billy Hatcher	1987

Single-Season Walks

149	Jeff Bagwell	1999
148	Jimmy Wynn	1969
135	Jeff Bagwell	1996
127	Lance Berkman	2004
127	Jeff Bagwell	1997
119	Alex Bregman	2019
110	Joe Morgan	1969
109	Jeff Bagwell	1998
107	Lance Berkman	2003
107	Lance Berkman	2002

Single-Season Strikeouts

212	Chris Carter	2013
182	Chris Carter	2014
178	George Springer	2016
154	Colby Rasmus	2015
151	Chris Carter	2015
151	Jason Castro	2014
145	Lee May	1972
142	Jimmy Wynn	1969
140	Michael Bourn	2009
139	Carlos Correa	2016

Single-Season On-Base Percentage

.454	Jeff Bagwell	1999
.451	Jeff Bagwell	1994
.451	Jeff Bagwell	1996
.450	Lance Berkman	2004
.436	Jimmy Wynn	1969
.430	Lance Berkman	2001
.425	Jeff Bagwell	1997
.424	Jeff Bagwell	2000
.424	Jeff Bagwell	1998
.423	Alex Bregman	2019

Single-Season Slugging Percentage

.750	Jeff Bagwell	1994
.636	Richard Hidalgo	2000
.623	Moises Alou	2000
.621	Lance Berkman	2006
.620	Lance Berkman	2001
.615	Jeff Bagwell	2000
.592	Alex Bregman	2019
.592	Jeff Bagwell	1997
.591	George Springer	2019
.591	Jeff Bagwell	1999

Note: Based on 3.1 plate appearances times number of games played by team.



ASTROS ALL-TIME TOP 10 BATTING CHARTS: CAREER

Career Games

2850.....	Craig Biggio.....	1988-2007
2150.....	Jeff Bagwell.....	1991-2005
1870.....	Jose Cruz.....	1975-87
1592.....	Lance Berkman.....	1999-2010
1516.....	Terry Puhl.....	1977-90
1512.....	Cesar Cedeno.....	1970-81
1426.....	Jimmy Wynn.....	1963-73
1381.....	Bob Watson.....	1966-79
1291.....	Jose Altuve.....	2011-20
1259.....	Brad Ausmus.....	1997-2008

Career At-Bats

10876.....	Craig Biggio.....	1988-2007
7797.....	Jeff Bagwell.....	1991-2005
6629.....	Jose Cruz.....	1975-87
5732.....	Cesar Cedeno.....	1970-81
5560.....	Lance Berkman.....	1999-2010
5177.....	Jose Altuve.....	2011-20
5063.....	Jimmy Wynn.....	1963-73
4883.....	Bob Watson.....	1966-79
4837.....	Terry Puhl.....	1977-90
4264.....	Bill Doran.....	1982-90

Career Runs Scored

1844.....	Craig Biggio.....	1988-2007
1517.....	Jeff Bagwell.....	1991-2005
1008.....	Lance Berkman.....	1999-2010
890.....	Cesar Cedeno.....	1970-81
871.....	Jose Cruz.....	1975-87
829.....	Jimmy Wynn.....	1963-73
766.....	Jose Altuve.....	2011-20
676.....	Terry Puhl.....	1977-90
640.....	Bob Watson.....	1966-79
611.....	Bill Doran.....	1982-90

Career Hits

3060.....	Craig Biggio.....	1988-2007
2314.....	Jeff Bagwell.....	1991-2005
1937.....	Jose Cruz.....	1975-87
1659.....	Cesar Cedeno.....	1970-81
1648.....	Lance Berkman.....	1999-2010
1610.....	Jose Altuve.....	2011-20
1448.....	Bob Watson.....	1966-79
1357.....	Terry Puhl.....	1977-90
1291.....	Jimmy Wynn.....	1963-73
1139.....	Bill Doran.....	1982-90

Career Doubles

668.....	Craig Biggio.....	1988-2007
488.....	Jeff Bagwell.....	1991-2005
375.....	Lance Berkman.....	1999-2010
343.....	Cesar Cedeno.....	1970-81
335.....	Jose Cruz.....	1975-87
308.....	Jose Altuve.....	2011-20
241.....	Bob Watson.....	1966-79
228.....	Jimmy Wynn.....	1963-73
226.....	Terry Puhl.....	1977-90
204.....	Ken Caminiti.....	1987-2000

Career Triples

80.....	Jose Cruz.....	1975-87
63.....	Joe Morgan.....	1963-80
62.....	Roger Metzger.....	1971-78
56.....	Terry Puhl.....	1977-90
55.....	Craig Biggio.....	1988-2007
55.....	Craig Reynolds.....	1979-89
45.....	Cesar Cedeno.....	1970-81
45.....	Enos Cabell.....	1975-85
41.....	Steve Finley.....	1991-94
35.....	Bill Doran.....	1982-90

Career Home Runs

449.....	Jeff Bagwell.....	1991-2005
326.....	Lance Berkman.....	1999-2010
291.....	Craig Biggio.....	1988-2007
223.....	Jimmy Wynn.....	1963-73
174.....	George Springer.....	2014-20
166.....	Glenn Davis.....	1984-90
163.....	Cesar Cedeno.....	1970-81
139.....	Bob Watson.....	1966-79
138.....	Jose Cruz.....	1975-87
134.....	Richard Hidalgo.....	1997-2004

Career Runs Batted In

1529.....	Jeff Bagwell.....	1991-2005
1175.....	Craig Biggio.....	1988-2007
1090.....	Lance Berkman.....	1999-2010
942.....	Jose Cruz.....	1975-87
782.....	Bob Watson.....	1966-79
778.....	Cesar Cedeno.....	1970-81
719.....	Jimmy Wynn.....	1963-73
600.....	Doug Rader.....	1967-75
556.....	Jose Altuve.....	2011-20
546.....	Ken Caminiti.....	1987-2000

Career Extra-Base Hits

1014.....	Craig Biggio.....	1988-2007
969.....	Jeff Bagwell.....	1991-2005
727.....	Lance Berkman.....	1999-2010
561.....	Cesar Cedeno.....	1970-81
553.....	Jose Cruz.....	1975-87
483.....	Jimmy Wynn.....	1963-73
469.....	Jose Altuve.....	2011-20
410.....	Bob Watson.....	1966-79
355.....	Doug Rader.....	1967-75
344.....	Terry Puhl.....	1977-90

Career Batting Average

.311.....	Jose Altuve.....	2011-20
.297.....	Jeff Bagwell.....	1991-2005
.297.....	Bob Watson.....	1966-79
.296.....	Lance Berkman.....	1999-2010
.292.....	Jose Cruz.....	1975-87
.289.....	Cesar Cedeno.....	1970-81
.286.....	Carlos Lee.....	2007-12
.281.....	Craig Biggio.....	1988-2007
.281.....	Enos Cabell.....	1975-85
.281.....	Terry Puhl.....	1977-90

Career Stolen Bases

487.....	Cesar Cedeno.....	1970-81
414.....	Craig Biggio.....	1988-2007
288.....	Jose Cruz.....	1975-87
256.....	Jose Altuve.....	2011-20
219.....	Joe Morgan.....	1963-80
217.....	Terry Puhl.....	1977-90
202.....	Jeff Bagwell.....	1991-2005
193.....	Michael Bourn.....	2008-11
191.....	Enos Cabell.....	1975-85
191.....	Bill Doran.....	1982-90

Career Walks

1401.....	Jeff Bagwell.....	1991-2005
1160.....	Craig Biggio.....	1988-2007
1040.....	Lance Berkman.....	1999-2010
847.....	Jimmy Wynn.....	1963-73
730.....	Jose Cruz.....	1975-87
678.....	Joe Morgan.....	1963-80
585.....	Bill Doran.....	1982-90
534.....	Cesar Cedeno.....	1970-81
508.....	Bob Watson.....	1966-79
502.....	Terry Puhl.....	1977-90

Career Strikeouts

1753.....	Craig Biggio.....	1988-2007
1558.....	Jeff Bagwell.....	1991-2005
1121.....	Lance Berkman.....	1999-2010
1088.....	Jimmy Wynn.....	1963-73
848.....	Doug Rader.....	1967-75
841.....	Jose Cruz.....	1975-87
785.....	George Springer.....	2014-20
735.....	Cesar Cedeno.....	1970-81
662.....	Jose Altuve.....	2011-20
659.....	Ken Caminiti.....	1987-2000

Career On-Base Percentage

.410.....	Lance Berkman.....	1999-2010
.408.....	Jeff Bagwell.....	1991-2005
.374.....	Joe Morgan.....	1963-80
.364.....	Bob Watson.....	1966-79
.363.....	Craig Biggio.....	1988-2007
.362.....	Jimmy Wynn.....	1963-73
.361.....	Jose Altuve.....	2011-20
.361.....	George Springer.....	2014-20
.359.....	Jose Cruz.....	1975-87
.356.....	Richard Hidalgo.....	1997-2004

Career Slugging Percentage

.549.....	Lance Berkman.....	1999-2010
.540.....	Jeff Bagwell.....	1991-2005
.501.....	Richard Hidalgo.....	1997-2004
.491.....	George Springer.....	2014-20
.486.....	Carlos Lee.....	2007-12
.483.....	Glenn Davis.....	1984-90
.458.....	Jose Altuve.....	2011-20
.454.....	Cesar Cedeno.....	1970-81
.445.....	Jimmy Wynn.....	1963-73
.444.....	Bob Watson.....	1966-79

TABLE OF CONTENTS

PLAYERS

PLAYER DEVELOPMENT

2020 REVIEW

OPPONENTS

HISTORY AND RECORDS

SPRING TRAINING

MEDIA INFORMATION

MINUTE MAID PARK

ASTROS ALL-TIME TOP 10 PITCHING CHARTS: SEASON

Single-Season Appearances

83.....	Octavio Dotel.....	2002
82.....	*Juan Agosto.....	1990
81.....	Chad Qualls.....	2006
81.....	Joe Boever.....	1992
80.....	Brad Lidge.....	2004
80.....	Doug Jones.....	1992
79.....	Brandon Lyon.....	2010
79.....	Chad Qualls.....	2007
78.....	Brad Lidge.....	2006
78.....	Billy Wagner.....	2003
78.....	Brad Lidge.....	2003
78.....	Ricky Stone.....	2002

Single-Season Games Started

40.....	*Jerry Reuss.....	1973
39.....	J.R. Richard.....	1976
38.....	*Bob Knepper.....	1986
38.....	Joe Niekro.....	1984
38.....	Joe Niekro.....	1983
38.....	Joe Niekro.....	1979
38.....	J.R. Richard.....	1979
37.....	Mike Scott.....	1986
37.....	*Bob Knepper.....	1985
37.....	Larry Dierker.....	1969
37.....	*Denny Lemaster.....	1969

Single-Season Complete Games

20.....	Larry Dierker.....	1969
19.....	J.R. Richard.....	1979
18.....	Don Wilson.....	1971
17.....	Larry Dierker.....	1970
16.....	Joe Niekro.....	1982
16.....	J.R. Richard.....	1978
16.....	*Mike Cuellar.....	1967
14.....	J.R. Richard.....	1976
14.....	Larry Dierker.....	1975
13.....	J.R. Richard.....	1977
13.....	Don Wilson.....	1972
13.....	Don Wilson.....	1969

Single-Season Innings Pitched

305.1.....	Larry Dierker.....	1969
292.1.....	J.R. Richard.....	1979
291.0.....	J.R. Richard.....	1976
279.1.....	*Jerry Reuss.....	1973
275.1.....	Mike Scott.....	1986
275.1.....	J.R. Richard.....	1978
270.0.....	Joe Niekro.....	1982
269.2.....	Larry Dierker.....	1970
268.0.....	Don Wilson.....	1971
267.0.....	J.R. Richard.....	1977

Single-Season Victories

22.....	*Mike Hampton.....	1999
21.....	Justin Verlander.....	2019
21.....	Jose Lima.....	1999
21.....	Joe Niekro.....	1979
20.....	Gerrit Cole.....	2019
20.....	*Dallas Keuchel.....	2015
20.....	Roy Oswalt.....	2005
20.....	Roy Oswalt.....	2004
20.....	Mike Scott.....	1989
20.....	Joe Niekro.....	1980
20.....	J.R. Richard.....	1976
20.....	Larry Dierker.....	1969

Single-Season Defeats

20.....	Turk Farrell.....	1962
18.....	Doug Drabek.....	1993
18.....	Bob Bruce.....	1965
17.....	Lucas Harrell.....	2013
17.....	*Bob Knepper.....	1987
17.....	*Denny Lemaster.....	1969
17.....	Ken Johnson.....	1963
16.....	Accomplished 10 times.....	

Single-Season Walks

151.....	J.R. Richard.....	1976
141.....	J.R. Richard.....	1978
138.....	J.R. Richard.....	1975
117.....	*Jerry Reuss.....	1973
109.....	Nolan Ryan.....	1982
107.....	Joe Niekro.....	1979
104.....	J.R. Richard.....	1977
101.....	Mike Hampton.....	1999
101.....	Joe Niekro.....	1983
101.....	Nolan Ryan.....	1983

Single-Season Strikeouts

326.....	Gerrit Cole.....	2019
313.....	J.R. Richard.....	1979
306.....	Mike Scott.....	1986
303.....	J.R. Richard.....	1978
300.....	Justin Verlander.....	2019
290.....	Justin Verlander.....	2018
276.....	Gerrit Cole.....	2018
270.....	Nolan Ryan.....	1987
245.....	Nolan Ryan.....	1982
235.....	Don Wilson.....	1969

Single-Season Hits Allowed

271.....	*Jerry Reuss.....	1973
268.....	Joe Niekro.....	1980
264.....	*Dave A. Roberts.....	1973
263.....	Larry Dierker.....	1970
257.....	Shane Reynolds.....	1998
256.....	Jose Lima.....	1999
253.....	*Bob Knepper.....	1985
251.....	Jose Lima.....	2000
250.....	Shane Reynolds.....	1999
247.....	Chris Holt.....	2000

Single-Season Runs Allowed

152.....	Jose Lima.....	2000
131.....	Chris Holt.....	2000
124.....	Larry Dierker.....	1970
123.....	*Jerry Reuss.....	1973
119.....	*Bob Knepper.....	1985
119.....	Joe Niekro.....	1980
119.....	Don Wilson.....	1969
118.....	*Bob Knepper.....	1987
117.....	Scott Elarton.....	2000
116.....	Brett Myers.....	2011

Single-Season Earned Runs

145.....	Jose Lima.....	2000
123.....	Chris Holt.....	2000
116.....	*Jerry Reuss.....	1973
116.....	Larry Dierker.....	1970
112.....	Brandon Backe.....	2008
110.....	Woody Williams.....	2007
107.....	Brett Myers.....	2011
104.....	*Bob Knepper.....	1987
103.....	Scott Elarton.....	2000
103.....	Larry Dierker.....	1975
103.....	Dave Giusti.....	1967

Single-Season Home Runs

48.....	Jose Lima.....	2000
36.....	Justin Verlander.....	2019
36.....	Brandon Backe.....	2008
35.....	Woody Williams.....	2007
34.....	Jose Lima.....	1998
32.....	Mike Fiers.....	2017
31.....	Brett Myers.....	2011
31.....	Wade Miller.....	2001
31.....	Larry Dierker.....	1970
30.....	Jose Lima.....	1999

Single-Season Shutouts

6.....	*Dave A. Roberts.....	1973
5.....	Mike Scott.....	1988
5.....	Mike Scott.....	1986
5.....	*Bob Knepper.....	1986
5.....	Joe Niekro.....	1982
5.....	*Bob Knepper.....	1981
5.....	Joe Niekro.....	1979
5.....	Larry Dierker.....	1972
4.....	Accomplished 11 times.....	

Single-Season Saves

44.....	Jose Valverde.....	2008
44.....	*Billy Wagner.....	2003
42.....	Brad Lidge.....	2005
39.....	*Billy Wagner.....	2001
39.....	*Billy Wagner.....	1999
38.....	Roberto Osuna.....	2019
36.....	Doug Jones.....	1992
35.....	*Billy Wagner.....	2002
34.....	Ken Giles.....	2017
33.....	Dave Smith.....	1986

Single-Season ERA

1.69.....	Nolan Ryan.....	1981
1.87.....	Roger Clemens.....	2005
2.18.....	*Bob Knepper.....	1981
2.21.....	Danny Darwin.....	1990
2.22.....	*Mike Cuellar.....	1966
2.22.....	Mike Scott.....	1986
2.33.....	Larry Dierker.....	1969
2.39.....	*Andy Pettitte.....	2005
2.45.....	Don Wilson.....	1971
2.47.....	Joe Niekro.....	1982

Note: ERA based on one inning pitched times number of games played by club.
* - denotes left-handed pitcher



ASTROS ALL-TIME TOP 10 PITCHING CHARTS: CAREER

Career Appearances

563	Dave Smith	1980-90
464	*Billy Wagner	1995-2003
421	Ken Forsch	1970-80
397	Joe Niekro	1975-85
380	Chad Qualls	2004-15
378	Brad Lidge	2002-07
353	*Joe Sambito	1976-84
345	Larry Dierker	1964-76
309	Will Harris	2015-19
303	Roy Oswalt	2001-10

Career Games Started

320	Larry Dierker	1964-76
301	Joe Niekro	1975-85
291	Roy Oswalt	2001-10
282	Nolan Ryan	1980-88
267	*Bob Knepper	1981-89
259	Mike Scott	1983-91
248	Shane Reynolds	1992-02
245	Don Wilson	1966-74
221	J.R. Richard	1971-81
218	*Wandy Rodriguez	2005-12

Career Complete Games

106	Larry Dierker	1964-76
82	Joe Niekro	1975-85
78	Don Wilson	1966-74
76	J.R. Richard	1971-81
42	Mike Scott	1983-91
41	*Bob Knepper	1981-89
41	Turk Farrell	1962-67
38	Nolan Ryan	1980-88
38	*Mike Cuellar	1965-68
36	Ken Forsch	1970-80

Career Innings Pitched

2294.1	Larry Dierker	1964-76
2270.0	Joe Niekro	1975-85
1932.1	Roy Oswalt	2001-10
1854.2	Nolan Ryan	1980-88
1748.1	Don Wilson	1966-74
1738.0	*Bob Knepper	1981-89
1704.0	Mike Scott	1983-91
1622.1	Shane Reynolds	1992-2002
1606.0	J.R. Richard	1971-81
1493.2	Ken Forsch	1970-80

Career Victories

144	Joe Niekro	1975-85
143	Roy Oswalt	2001-10
137	Larry Dierker	1964-76
110	Mike Scott	1983-91
107	J.R. Richard	1971-81
106	Nolan Ryan	1980-88
104	Don Wilson	1966-74
103	Shane Reynolds	1992-2003
93	*Bob Knepper	1981-89
80	*Wandy Rodriguez	2005-12

Career Defeats

117	Larry Dierker	1964-76
116	Joe Niekro	1975-85
100	*Bob Knepper	1981-89
94	Nolan Ryan	1980-88
92	Don Wilson	1966-74
86	Shane Reynolds	1992-2002
84	*Wandy Rodriguez	2005-12
82	Roy Oswalt	2001-10
81	Ken Forsch	1970-80
81	Mike Scott	1983-91

Career Walks

818	Joe Niekro	1975-85
796	Nolan Ryan	1980-88
770	J.R. Richard	1971-81
695	Larry Dierker	1964-76
640	Don Wilson	1966-74
562	Darryl Kile	1991-97
521	*Bob Knepper	1981-89
505	Mike Scott	1983-91
454	*Wandy Rodriguez	2005-12
446	Roy Oswalt	2001-10

Career Strikeouts

1866	Nolan Ryan	1980-88
1593	Roy Oswalt	2001-10
1493	J.R. Richard	1971-81
1487	Larry Dierker	1964-76
1318	Mike Scott	1983-91
1309	Shane Reynolds	1992-2002
1283	Don Wilson	1966-74
1178	Joe Niekro	1975-85
1093	*Wandy Rodriguez	2005-12
973	Darryl Kile	1991-97

Career Hits Allowed

2090	Larry Dierker	1964-76
2052	Joe Niekro	1975-85
1865	Roy Oswalt	2001-10
1748	*Bob Knepper	1981-89
1738	Shane Reynolds	1992-2002
1479	Don Wilson	1966-74
1444	Mike Scott	1983-91
1441	Nolan Ryan	1980-88
1439	Ken Forsch	1970-80
1295	*Wandy Rodriguez	2005-12

Career Runs Allowed

934	Joe Niekro	1975-85
927	Larry Dierker	1964-76
812	*Bob Knepper	1981-89
785	Shane Reynolds	1992-2002
747	Roy Oswalt	2001-10
739	Nolan Ryan	1980-88
698	Don Wilson	1966-74
694	Mike Scott	1983-91
664	*Wandy Rodriguez	2005-12
625	J.R. Richard	1971-81

Career Earned Runs

837	Larry Dierker	1964-76
811	Joe Niekro	1975-85
712	Shane Reynolds	1992-2002
706	*Bob Knepper	1981-89
696	Roy Oswalt	2001-10
645	Nolan Ryan	1980-88
625	Mike Scott	1983-91
611	Don Wilson	1966-74
587	*Wandy Rodriguez	2005-12
562	J.R. Richard	1971-81

Career Home Runs

177	Larry Dierker	1964-76
171	Shane Reynolds	1992-2002
167	Roy Oswalt	2001-10
148	*Bob Knepper	1981-89
147	*Wandy Rodriguez	2005-12
144	Mike Scott	1983-91
139	Joe Niekro	1975-85
133	Jose Lima	1997-00
119	Don Wilson	1966-74
115	*Dallas Keuchel	2012-18

Career Shutouts

25	Larry Dierker	1964-76
21	Mike Scott	1983-91
21	Joe Niekro	1975-85
20	Don Wilson	1966-74
19	J.R. Richard	1971-81
18	*Bob Knepper	1981-89
13	Nolan Ryan	1980-88
11	*Dave A. Roberts	1972-75
9	Tom Griffin	1969-76
9	Ken Forsch	1970-80

Career Saves

225	*Billy Wagner	1995-2003
199	Dave Smith	1980-90
123	Brad Lidge	2002-07
76	Fred Gladding	1968-73
72	*Joe Sambito	1976-84
69	Jose Valverde	2008-09
62	Doug Jones	1992-93
61	Ken Giles	2016-18
50	Roberto Osuna	2018-19
50	Ken Forsch	1970-80

Career ERA

3.13	Nolan Ryan	1980-88
3.15	Don Wilson	1966-74
3.15	J.R. Richard	1971-80
3.22	Joe Niekro	1975-85
3.24	Roy Oswalt	2001-10
3.28	Larry Dierker	1964-76
3.30	Mike Scott	1983-91
3.66	*Bob Knepper	1981-89
3.95	Shane Reynolds	1992-2002

TABLE OF CONTENTS

PLAYERS

PLAYER DEVELOPMENT

2020 REVIEW

OPPONENTS

HISTORY AND RECORDS

SPRING TRAINING

MEDIA INFORMATION

MINUTE MAID PARK

BATTING LEADERS YEAR-BY-YEAR

YEAR	AVG. [^]	HITS	HR	RBI
1962	Mejias .286	Mejias 162	Mejias 24	Mejias 76
1963	Spangler .281	Warwick 134	Bateman 10	Bateman 59
1964	Aspromonte .280	Aspromonte 155	Bond 20	Bond 85
1965	Wynn .275	Morgan 163	Wynn 22	Wynn 73
1966	Jackson .292	Jackson 174	Wynn 18	Bateman 70
1967	Staub .333	Staub 182	Wynn 37	Wynn 107
1968	Staub .291	Staub 172	Wynn 26	Staub 72
1969	Menke .269	Menke 149	Wynn 33	Menke 90
1970	Menke .304	Menke 171	Wynn 27	Menke 92
1971	Watson .288	Cedeno 161	Morgan 13	Cedeno 81
1972	Cedeno .320	Cedeno 179	May 29	May 98
1973	Cedeno .320	Watson 179	May 28	May 105
1974	Gross .314	Gross 185	Cedeno 26	Cedeno 102
1975	Watson .324	Watson 157	Johnson 20	Watson 85
1976	Watson .313	Watson 183	Cedeno 18	Watson 102
1977	Cruz .299	Cabell 176	Watson 22	Watson 110
1978	Cruz .315	Cabell 195	Watson 14	Cruz 83
1979	Cruz .289	Puhl 172	Cruz 9	Cruz 72
1980	Cedeno .309	Cruz 185	Puhl 13	Cruz 91
1981	Howe .296	Cruz 109	Cruz 13	Cruz 55
1982	Knight .294	Knight 179	Garner 13	Garner 83
1983	Cruz .318	Cruz 189	Thon 20	Cruz 92
1984	Cruz .312	Cruz 187	Cruz 12	Cruz 95
1985	Cruz .300	Doran 166	Davis 20	Cruz 79
1986	Bass .311	Bass 184	Davis 31	Davis 101
1987	Hatcher .296	Doran 177	Davis 27	Davis 93
1988	Ramirez .276	Ramirez 156	Davis 30	Davis 99
1989	Davis .269	Davis 156	Davis 34	Davis 89
1990	Biggio .276	Biggio 153	Stubbs 23	Stubbs 71
1991	Biggio .295	Finley 170	Bagwell 15	Bagwell 82
1992	Caminiti .294	Finley 177	Anthony 19	Bagwell 96
1993	Bagwell .320	Biggio 175	Biggio 21	Bagwell 88
1994	Bagwell .368*	Bagwell 147	Bagwell 39	Bagwell 116
1995	Bell .334	Biggio 167	Biggio 22	Bagwell 87
1996	Bagwell .315	Bagwell 179	Bagwell 31	Bagwell 120
1997	Biggio .309	Biggio 191	Bagwell 43	Bagwell 135
1998	Biggio .325	Biggio 210	Alou 38	Alou 124
1999	Everett .325	Biggio 188	Bagwell 42	Bagwell 126
2000	Alou .355	Bagwell 183	Bagwell 47*	Bagwell 132
2001	Alou/Berkman .331	Berkman 191	Bagwell 39	Bagwell 130
2002	Berkman .292	Berkman 169	Berkman 42	Berkman 128
2003	Hidalgo .309	Bagwell 168	Bagwell 39	Bagwell 100
2004	Berkman .316	Biggio 178	Berkman 30	Kent 107
2005	Berkman .293	Taveras 172	Ensborg 36	Ensborg 101
2006	Berkman .315	Berkman 169	Berkman 45	Berkman 136*
2007	Lee .303	Lee 190	Berkman 34	Lee 119
2008	Berkman .312	Tejada 179	Berkman 29	Berkman 106
2009	Tejada .313	Tejada 199	Lee 26	Lee 102
2010	Keppinger .288	Pence 173	Pence 25	Pence 91
2011	Lee .275	Lee 161	Lee 18	Lee 94
2012	Altuve .290	Altuve 167	Maxwell 18	Martinez 55
2013	Altuve .283	Altuve 177	Carter 29	Carter 82
2014	Altuve .341	Altuve 225*	Carter 37	Carter 88
2015	Altuve .313	Altuve 200	Gattis 27	Gattis 88
2016	Altuve .338	Altuve 216	Gattis 32	Altuve/Correa 96
2017	Altuve .346	Altuve 204	Springer 34	Gonzalez 90
2018	Altuve .316	Bregman 170	Bregman 31	Bregman 103
2019	Brantley .311	Brantley 179	Bregman 41	Bregman 112
2020	Brantley .300	Tucker 56	Springer 14	Tucker 42

*denotes club record, ^-qualifying players only



PITCHING LEADERS YEAR-BY-YEAR

YEAR		WINS		LOSSES		IP		ERA [^]
1962	Bruce/Farrell	10	Farrell	20*	Farrell	241.2	Farrell	3.01
1963	Farrell	14	Johnson	17	Johnson	224.0	Johnson	2.65
1964	Bruce	15	Johnson	16	Johnson	218.0	Bruce	2.76
1965	Farrell	11	Bruce	18	Bruce	229.2	Farrell	3.50
1966	Giusti	15	Giusti	14	Cuellar	227.1	Cuellar	2.22
1967	Cuellar	16	Giusti	15	Cuellar	246.1	Wilson	2.79
1968	Wilson	13	Wilson	16	Giusti	251.0	Cuellar	2.74
1969	Dierker	20	Lemaster	17	Dierker	305.1*	Dierker	2.33
1970	Dierker	16	Griffin	13	Dierker	269.2	Dierker	3.87
1971	Wilson	16	Billingham	16	Wilson	268.0	Wilson	2.45
1972	Dierker/Wilson	15	Reuss	13	Wilson	228.1	Wilson	2.68
1973	Roberts	17	Wilson	16	Reuss	279.1	Roberts	2.85
1974	Griffin	14	Wilson	13	Dierker	223.2	Dierker	2.90
1975	Dierker	14	Dierker	16	Dierker	232.0	Dierker	4.00
1976	Richard	20	Richard	15	Richard	291.0	Richard	2.75
1977	Richard	18	Lemongello	14	Richard	267.0	Richard	2.97
1978	Richard	18	Lemongello/Niekro	14	Richard	275.1	Richard	3.11
1979	Niekro	21	Richard	13	Richard	292.1	Richard	2.71
1980	Niekro	20	Forsch	13	Niekro	256.0	Forsch	3.20
1981	Ryan/Sutton	11	Niekro/Sutton	9	Niekro	166.0	Ryan	1.69*
1982	Niekro	17	Knepper	15	Niekro	270.0	Niekro	2.47
1983	Niekro	15	Niekro	14	Niekro	263.2	Ryan	2.98
1984	Niekro	16	Niekro	12	Niekro	248.1	Niekro	3.04
1985	Scott	18	Knepper	13	Knepper	241.0	Scott	3.29
1986	Scott	18	Knepper	12	Scott	275.1	Scott	2.22
1987	Scott	16	Knepper	17	Scott	247.2	Ryan	2.76
1988	Knepper/Scott	14	Deshaies	14	Ryan	220.0	Scott	2.92
1989	Scott	20	Clancy	14	Scott	229.0	Deshaies	2.91
1990	Darwin/Portugal	11	Gullickson	14	Deshaies	209.1	Darwin	2.21
1991	Harnisch	12	Deshaies, Portugal	12	Harnisch	216.2	Harnisch	2.70
1992	D. Jones	11	Harnisch/Kile	10	Harnisch	206.2	Harnisch	3.70
1993	Portugal	18	Drabek	18	Drabek	237.2	Portugal	2.77
1994	Drabek	12	Swindell	9	Drabek	164.2	Drabek	2.84
1995	Drabek	10	Kile	12	Reynolds	189.1	Hampton	3.35
	Reynolds	10						
	Swindell	10						
1996	Reynolds	16	Kile	11	Reynolds	239.0	Reynolds	3.65
1997	Kile	19	Holt	12	Kile	255.2	Kile	2.57
1998	Reynolds	19	Bergman	9	Lima/Reynolds	233.1	Hampton	3.36
1999	Hampton	22*	Reynolds	14	Lima	246.1	Hampton	2.90
2000	Elarton	17	Holt/Lima	16	Holt	207.0	Elarton	4.81
2001	Miller	16	Reynolds	11	Miller	212.0	Miller	3.40
2002	Oswalt	19	Mlicki	10	Oswalt	233.0	Oswalt	3.01
2003	Robertson	15	Redding	14	Miller	187.1	Redding	3.68
2004	Oswalt	20	Oswalt	10	Oswalt	237.0	Clemens	2.98
2005	Oswalt	20	Oswalt	12	Oswalt	241.2	Clemens	1.87
2006	Oswalt	15	Pettitte	13	Oswalt	220.2	Oswalt	2.98
2007	Oswalt	14	Williams	15	Oswalt	212.0	Oswalt	3.18
2008	Oswalt	17	Backe	14	Oswalt	208.2	Oswalt	3.54
2009	Rodriguez	14	Moehler/Rodriguez	12	Rodriguez	205.2	Rodriguez	3.02
2010	Myers	14	Oswalt/Rodriguez	12	Myers	223.2	Myers	3.14
2011	Rodriguez	11	Happ	15	Myers	216.0	Rodriguez	3.49
2012	Harrell	11	Norris	13	Harrell	193.2	Harrell	3.76
2013	Lyles	7	Harrell	17	Harrell/ Keuchel	153.2	N/A	--
2014	Keuchel	12	Oberholtzer	13	Keuchel	200.0	Keuchel	2.93
2015	Keuchel	20	Keuchel	8	Keuchel	232.0	Keuchel	2.48
2016	McHugh	13	Fister	13	McHugh	184.2	McHugh	4.34
2017	Keuchel/Morton	14	Fiers	10	Fiers	153.1	N/A	--
2018	Verlander	16	Keuchel	11	Verlander	214.0	Verlander	2.52
2019	Verlander	21	Valdez	7	Verlander	223.0	Cole	2.50
2020	Javier/Valdez	5	Multiple Players	3	Valdez	70.2	Valdez	3.57

*denotes club record, ^-qualifying players only

TABLE OF CONTENTS

PLAYERS

PLAYER DEVELOPMENT

2020 REVIEW

OPPONENTS

HISTORY AND RECORDS

SPRING TRAINING

MEDIA INFORMATION

MINUTE MAID PARK

TEAM BATTING YEAR-BY-YEAR

Year	AVG.	AB	R	H	2B	3B	HR	RBI	S-SF	BB-I	SO	SB-CS	E
1962	.248	5558	592	1370	170	47	105	549	75-34	493-37	805	42-30	173
1963	.220	5384	464	1184	170	39	62	420	86-27	456-39	938	39-30	162
1964	.229	5303	495	1214	162	41	70	452	87-39	381-44	872	40-48	149
1965	.237	5483	569	1299	188	42	97	523	57-34	502-46	877	90-37	166
1966	.255	5511	612	1405	203	35	112	570	97-37	491-61	885	90-47	174
1967	.249	5506	626	1372	259	46	93	581	65-43	537-88	934	88-38	159
1968	.231	5336	510	1233	205	28	66	473	97-34	479-81	988	44-51	156
1969	.240	5348	676	1284	208	40	104	618	68-40	699-70	972	101-58	153
1970	.259	5574	744	1446	250	47	129	694	63-43	598-81	911	114-41	140
1971	.240	5492	585	1319	230	52	71	547	65-41	481-40	888	101-51	106
1972	.258	5268	708	1360	233	38	134	661	62-51	525-67	915	109-47	117
1973	.251	5532	681	1391	216	35	134	634	83-36	469-72	662	92-47	116
1974	.263	5489	653	1441	222	41	110	603	83-48	471-49	864	108-65	113
1975	.254	5515	664	1401	218	54	84	606	97-44	523-71	762	133-62	137
1976	.256	5464	625	1401	195	50	66	571	57-39	530-54	719	150-57	140
1977	.254	5530	680	1405	263	60	114	638	76-39	515-60	839	187-72	142
1978	.256	5458	603	1408	231	45	70	557	76-44	434-67	734	178-59	133
1979	.256	5394	583	1382	224	52	49	542	109-43	461-75	745	190-95	138
1980	.261	5566	637	1455	231	67	75	599	89-45	540-73	755	194-74	140
1981	.257	3693	394	984	160	35	45	369	79-35	340-49	488	81-43	87
1982	.247	5440	569	1342	236	48	74	533	68-46	435-67	830	140-61	136
1983	.257	5502	643	1412	239	60	97	615	81-54	517-71	869	164-95	147
1984	.264	5548	693	1465	222	67	79	640	87-55	494-57	837	105-61	133
1985	.261	5582	706	1457	261	42	121	666	66-44	477-63	873	96-56	159
1986	.255	5441	654	1388	244	32	125	613	53-41	536-78	916	163-75	130
1987	.253	5485	648	1386	238	28	122	603	58-50	526-52	936	162-46	116
1988	.244	5494	617	1338	239	31	96	575	77-44	474-67	840	198-71	138
1989	.239	5516	647	1316	239	28	97	598	83-44	530-62	860	144-62	142
1990	.242	5379	573	1301	209	32	94	536	79-41	548-64	997	179-83	131
1991	.244	5504	605	1345	240	43	79	570	63-43	502-45	1027	125-68	161
1992	.246	5480	608	1350	255	38	96	582	88-40	506-65	1025	139-54	114
1993	.267	5464	716	1459	288	37	138	656	82-47	497-58	911	103-60	126
1994	.278	3955	602	1099	252	25	120	573	73-35	394-58	718	124-44	76
1995	.275	5097	747	1403	260	22	109	694	78-47	556-58	992	176-60	121
1996	.262	5508	753	1445	297	29	129	703	68-55	554-64	1057	180-63	138
1997	.259	5502	777	1427	314	40	133	720	74-53	633-63	1085	171-74	131
1998	.280	5641	874	1578	326	28	166	818	58-49	621-52	1122	155-51	108
1999	.267	5485	823	1463	293	23	168	784	79-58	728-57	1138	166-75	106
2000	.278	5570	938	1547	289	36	249	900	57-61	673-57	1129	114-52	133
2001	.271	5528	847	1500	313	29	208	805	71-56	581-52	1119	64-49	110
2002	.262	5503	749	1441	291	32	167	719	64-37	589-57	1120	71-27	83
2003	.263	5583	805	1466	308	30	191	763	61-38	557-44	1021	66-30	95
2004	.267	5468	803	1458	294	36	187	756	98-52	590-54	999	89-30	128
2005	.256	5462	693	1400	281	32	161	654	82-42	481-43	1037	115-44	89
2006	.255	5521	735	1407	275	27	174	708	100-46	585-54	1076	79-36	80
2007	.260	5605	723	1457	293	30	167	700	77-40	547-40	1043	65-33	103
2008	.263	5451	712	1432	284	22	167	684	57-41	449-42	1051	114-52	67
2009	.260	5436	643	1415	270	32	142	616	66-45	448-37	990	113-44	78
2010	.247	5452	611	1348	252	25	108	577	75-29	415-27	1025	100-36	103
2011	.258	5598	615	1442	309	28	95	579	66-37	401-34	1164	118-33	116
2012	.236	5407	583	1276	238	28	146	545	54-30	463-19	1365	105-46	118
2013	.240	5457	610	1307	266	16	148	566	46-38	426-17	1535	110-61	125
2014	.242	5447	629	1317	240	19	163	596	36-58	495-27	1442	122-37	106
2015	.250	5459	729	1363	278	26	230	691	28-43	486-22	1392	121-48	85
2016	.247	5545	724	1367	291	29	198	689	27-31	554-31	1452	102-44	77
2017	.282	5611	896	1581	346	20	238	854	11-61	509-27	1087	98-42	99
2018	.255	5453	797	1390	278	18	205	763	14-45	565-19	1197	71-26	63
2019	.274	5613	920	1538	323	28	288	891	10-57	645-17	1166	67-27	71
2020	.240	1992	279	487	103	12	69	268	19-13	192-5	440	22-11	20



TEAM PITCHING YEAR-BY-YEAR

Year	W-L	ERA	G	GS	CG	SHO	SV	IP	H	R	ER	HR	HB	BB-I	SO
1962	64-96	3.83	160	160	34	9	NA	1453.2	1446	717	618	113	37	471-19	1047
1963	66-96	3.44	162	162	36	16	NA	1450.1	1341	640	554	95	35	378-23	937
1964	66-96	3.41	162	162	30	9	29	1428.0	1421	628	541	105	28	353-53	852
1965	65-97	3.84	162	162	29	7	20	1461.1	1459	711	624	123	40	388-68	931
1966	72-90	3.76	162	162	34	13	21	1443.2	1468	695	603	130	34	391-44	929
1967	69-93	4.03	162	162	35	8	17	1445.2	1444	742	647	120	43	485-47	1060
1968	72-90	3.26	162	162	50	12	17	1447.0	1362	588	524	68	36	479-85	1021
1969	81-81	3.60	162	162	52	11	34	1436.0	1347	668	574	111	35	547-65	1221
1970	79-83	4.23	162	162	36	6	35	1456.0	1491	763	685	131	41	577-45	942
1971	79-83	3.13	162	162	43	10	25	1471.1	1318	567	512	75	60	476-51	914
1972	84-69	3.78	153	153	38	14	31	1358.0	1339	639	581	114	38	498-31	972
1973	82-80	3.78	162	162	45	14	25	1460.2	1389	672	662	111	29	575-64	907
1974	81-81	3.46	162	162	36	18	18	1450.2	1396	632	558	84	37	601-56	738
1975	64-97	4.03	161	161	39	6	25	1458.0	1436	711	653	106	38	679-43	839
1976	80-82	3.56	162	162	42	17	29	1444.1	1349	657	571	82	25	662-43	780
1977	81-81	3.54	162	162	37	11	28	1465.2	1384	650	576	110	25	545-33	871
1978	74-88	3.63	162	162	48	17	23	1440.1	1328	634	581	86	31	578-54	930
1979	89-73	3.19	162	162	55	19	31	1447.2	1278	582	514	90	24	504-24	854
1980	93-70	3.10	163	163	31	18	41	1482.2	1367	589	511	69	25	466-26	929
1981	61-49	2.66	110	110	25	19	25	990.0	842	331	293	40	11	300-24	610
1982	77-85	3.42	162	162	37	16	31	1446.2	1338	620	549	87	33	479-40	899
1983	85-77	3.45	162	162	22	14	48	1466.1	1276	646	562	94	27	570-49	904
1984	80-82	3.32	162	162	24	13	29	1449.1	1350	630	534	91	17	502-58	950
1985	83-79	3.66	162	162	17	9	42	1458.0	1393	691	593	119	25	543-50	909
1986	96-66	3.15	162	162	18	19	51	1456.1	1203	569	509	116	23	523-60	1160
1987	76-86	3.84	162	162	13	13	33	1441.1	1363	678	615	141	26	525-61	1137
1988	82-80	3.41	162	162	21	15	40	1474.2	1339	631	558	123	37	478-73	1049
1989	86-76	3.64	162	162	19	12	38	1479.1	1379	669	599	105	25	551-94	965
1990	75-87	3.61	162	162	12	6	37	1450.0	1396	656	581	130	38	496-74	854
1991	65-97	4.00	162	162	7	13	36	1453.0	1347	717	646	129	29	651-62	1033
1992	81-81	3.72	162	162	5	12	45	1459.1	1386	668	603	114	38	539-60	978
1993	85-77	3.49	162	162	18	14	43	1441.1	1363	630	559	117	41	476-52	1056
1994	66-49	3.97	115	115	9	6	29	1029.2	1043	503	454	102	34	367-34	739
1995	76-68	4.06	144	144	6	8	32	1320.1	1357	674	596	118	50	460-52	1056
1996	82-80	4.37	162	162	13	4	35	1447.0	1541	792	702	154	70	539-60	1163
1997	84-78	3.66	162	162	16	12	37	1459.0	1379	660	594	134	52	511-25	1138
1998	102-60	3.50	162	162	12	11	44	1471.1	1435	620	572	147	42	465-25	1187
1999	97-65	3.83	162	162	12	8	48	1458.2	1485	675	620	128	40	478-17	1204
2000	72-90	5.42	162	162	8	2	30	1437.2	1596	944	865	234	60	598-25	1064
2001	93-69	4.37	162	162	7	6	48	1454.2	1453	769	707	221	70	486-22	1228
2002	84-78	4.00	162	162	2	11	43	1445.0	1423	695	643	151	55	546-78	1219
2003	87-75	3.86	162	162	1	5	50	1450.0	1350	677	622	161	74	565-53	1139
2004	92-70	4.05	162	162	2	13	47	1443.0	1416	698	650	174	68	525-61	1282
2005	89-73	3.51	163	163	6	11	45	1443.0	1336	609	563	155	59	440-29	1164
2006	82-80	4.08	162	162	5	12	42	1468.2	1425	719	666	182	54	480-65	1160
2007	73-89	4.68	162	162	2	6	38	1464.2	1566	813	761	206	63	510-62	1109
2008	86-75	4.36	161	161	4	13	48	1425.1	1453	743	691	197	50	492-53	1095
2009	74-88	4.54	162	162	5	10	39	1430.0	1521	770	722	176	50	546-56	1144
2010	76-86	4.09	162	162	4	11	45	1439.1	1446	729	654	140	40	548-39	1210
2011	56-106	4.51	162	162	2	6	25	1435.0	1477	796	719	188	53	560-59	1191
2012	55-107	4.56	162	162	3	2	31	1423.1	1493	794	721	173	48	540-40	1170
2013	51-111	4.79	162	162	2	1	32	1440.0	1530	848	766	191	56	616-32	1084
2014	70-92	4.11	162	162	7	3	31	1438.2	1437	723	657	139	52	484-32	1137
2015	86-76	3.57	162	162	5	13	39	1441.0	1308	618	572	148	43	423-17	1280
2016	84-78	4.06	162	162	2	8	44	1468.0	1441	701	663	181	39	453-19	1396
2017	101-61	4.12	162	162	1	9	45	1446.0	1314	700	662	192	70	522-17	1593
2018	103-59	3.11	162	162	3	12	46	1455.0	1164	534	503	152	66	435-4	1687
2019	107-55	3.66	162	162	2	14	47	1462.1	1205	640	595	230	41	448-0	1671
2020	29-31	4.31	60	60	0	0	16	524.0	472	275	251	70	29	217-7	526

TABLE OF CONTENTS

PLAYERS

PLAYER DEVELOPMENT

2020 REVIEW

OPPONENTS

HISTORY AND RECORDS

SPRING TRAINING

MEDIA INFORMATION

MINUTE MAID PARK

HITTING STREAKS YEAR-BY-YEAR

1962	Roman Mejias 16; Joey Amalfitano, Norm Larker and Carl Warwick 12; Bob Lillis 11; Bob Aspromonte 10.
1963	Al Spangler 14.
1964	Walt Bond, Jerry Grote and Bob Aspromonte 11.
1965	Bob Aspromonte, Rusty Staub (twice) and Jimmy Wynn 12; Bob Aspromonte 11; Bob Aspromonte 10.
1966	Rusty Staub 17; Sonny Jackson 15; Bob Aspromonte 12; Sonny Jackson 11.
1967	Rusty Staub 20; Rusty Staub 14; Bob Aspromonte 12; Joe Morgan 11.
1968	Jim Wynn 16; Jose Herrera and Jim Wynn 11; Rusty Staub and Jim Wynn 10.
1969	Denis Menke 14; Jesus Alou 12; Jose Morgan and Denis Menke 11; Curt Blefary 10.
1970	Doug Rader 17; Cesar Cedeno 14; Denis Menke 11; Bob Watson and Jesus Alou 10.
1971	Joe Morgan 16; Jesus Alou (twice), Cesar Cedeno, Jimmy Wynn and Doug Rader 10.
1972	Cesar Cedeno 14; Tommy Helms 13; Lee May 12; John Edwards 10.
1973	Lee May 21; Bob Watson 19; Bob Gallagher 12; Cesar Cedeno (twice) and Roger Metzger 11; Tommy Helms and Bob Watson (twice) 10.
1974	Cesar Cedeno 13; Tommy Helms, Cesar Cedeno and Greg Gross 11.
1975	Bob Watson 13; Bob Watson and Wilbur Howard 12; Greg Gross and Cesar Cedeno 11; Cesar Cedeno, Jose Cruz and Greg Gross 10.
1976	Cesar Cedeno 19; Rob Andrews 13; Jose Cruz and Cesar Cedeno 11; Enos Cabell 10.
1977	Cesar Cedeno 22; Terry Puhl 17; Jose Cruz 13; Art Howe and Jose Cruz 11; Enos Cabell 10.
1978	Terry Puhl 18; Bob Watson 17; Enos Cabell 14; Jose Cruz, Art Howe and Terry Puhl 11; Bob Watson 10.
1979	Enos Cabell, Jose Cruz and Craig Reynolds 15; Rafael Landestoy, Terry Puhl (twice) and Bob Watson 12; Art Howe and Jeff Leonard 10.
1980	Cesar Cedeno, Enos Cabell and Joe Morgan 11; Denny Walling and Enos Cabell 10.
1981	Art Howe 23; Tony Scott 12; Kiko Garcia, Phil Garner and Terry Puhl 10.
1982	Dickie Thon 21; Ray Knight 16; Jose Cruz 14; Ray Knight (twice) 12; Ray Knight 11; Bill Doran 20.
1983	Jose Cruz 19; Jose Cruz, Ray Knight and Dickie Thon 12; Jose Cruz 10.
1984	Bill Doran 15; Craig Reynolds 14; Kevin Bass and Jose Cruz 12; Jose Cruz and Jerry Mumphrey 11; Alan Ashby, Jose Cruz and Bill Doran 10.
1985	Jose Cruz, Jerry Mumphrey and Denny Walling 12; Bill Doran 11; Bill Doran 10.
1986	Kevin Bass 20; Billy Hatcher 15; Kevin Bass 13; Denny Walling 12; Bill Doran and Kevin Bass 11.
1987	Billy Hatcher 16; Bill Doran 14; Gerald Young 11; Glenn Davis and Gerald Young 10.
1988	Rafael Ramirez and Gerald Young 12; Glenn Davis (twice) 11; Bill Doran and Billy Hatcher 10.
1989	Craig Biggio 12; Ken Caminiti, Rafael Ramirez and Gerald Young 10.
1990	Craig Biggio 10.
1991	Jeff Bagwell 13; Jeff Bagwell 12; Jeff Bagwell, Craig Biggio and Steve Finley 10.
1992	Ken Caminiti 12; Jeff Bagwell and Steve Finley (twice) 11.
1993	Jeff Bagwell and Luis Gonzalez 14; Jeff Bagwell (twice) 11; Jeff Bagwell and Ken Caminiti (twice) 10.
1994	Jeff Bagwell 18; Ken Caminiti 14; Jeff Bagwell 11; Craig Biggio and James Mouton 10.
1995	Jeff Bagwell, Brian Hunter and Tony Eusebio 12; Brian Hunter 11; Craig Shipley, Tony Eusebio, Orlando Miller and Mike Simms 10.
1996	Jeff Bagwell 14; Derek Bell 11.
1997	Luis Gonzalez 23; Craig Biggio 14; Jeff Bagwell and Bill Spiers 12; Chuck Carr 11; Brad Ausmus 10.
1998	Derek Bell 14; Jeff Bagwell 13; Jeff Bagwell and Derek Bell 11; Craig Biggio and Derek Bell 10.
1999	Jeff Bagwell and Ken Caminiti 14; Craig Biggio 13; Craig Biggio and Carl Everett 12; Carl Everett 11; Jeff Bagwell (twice) and Tim Bogar 10.
2000	Tony Eusebio 24; Jeff Bagwell 18; Craig Biggio 16; Richard Hidalgo 15; Richard Hidalgo and Julio Lugo 14; Moises Alou and Jeff Bagwell 12; Jeff Bagwell (twice) and Bill Spiers 10.
2001	Moises Alou 23, Lance Berkman 21, Craig Biggio 18; Jeff Bagwell, Richard Hidalgo and Craig Biggio 12; Craig Biggio 11.
2002	Jeff Bagwell 15, Daryle Ward 15, Craig Biggio, Jose Vizcaino, Brad Ausmus and Jeff Bagwell 10.
2003	Lance Berkman 18, Geoff Blum 16, Jeff Kent (twice) 13; Lance Berkman and Craig Biggio 10.
2004	Jeff Kent 25; Craig Biggio 14; Jeff Bagwell, Craig Biggio and Adam Everett 11; Adam Everett 10.
2005	Lance Berkman, Chris Burke, and Morgan Ensberg 11; Willy Taveras 10.
2006	Willy Taveras 30; Lance Berkman and Willy Taveras 11; Morgan Ensberg and Luke Scott 10.
2007	Mark Loretta 15; Lance Berkman 11; Lance Berkman, Carlos Lee, Mike Lamb, Morgan Ensberg and Luke Scott 10.
2008	Lance Berkman 17; Hunter Pence 16; Ty Wigginton 15; Hunter Pence and Miguel Tejada 13; Miguel Tejada 12; Carlos Lee (twice) and Hunter Pence 11; Lance Berkman, Kazuo Matsui and Miguel Tejada 10.
2009	Miguel Tejada 21; Miguel Tejada 17; Carlos Lee 12; Lance Berkman, Michael Bourn and Miguel Tejada 11; Carlos Lee 10.
2010	Chris Johnson 14; Hunter Pence 14; Michael Bourn 12; Jeff Keppinger 10; Carlos Lee 10; Hunter Pence 10; Angel Sanchez 10.
2011	Hunter Pence 23; Hunter Pence 15; Carlos Lee 14; Michael Bourn 13; Michael Bourn 12; Michael Bourn, Hunter Pence, Humberto Quintero, and Brett Wallace 11; Jeff Keppinger and Carlos Lee 10.
2012	Justin Maxwell 10.
2013	Robbie Grossman 14; Jason Castro 12; Jose Altuve 11; Robbie Grossman 10.
2014	Jose Altuve 14; Chris Carter and Jose Altuve (twice) 12; George Springer 11; Robbie Grossman 10.
2015	Jose Altuve and George Springer 14; Chris Carter 12; Jake Marisnick and Jose Altuve 11.
2016	Carlos Correa and Marwin Gonzalez 13; Jose Altuve (twice) 12; Carlos Correa and Jose Altuve 11; George Springer, Alex Bregman, Jose Altuve and George Springer 10.
2017	Jose Altuve 19; Carlos Correa 15; Alex Bregman 14; George Springer 13; George Springer 12; Evan Gattis, Marwin Gonzalez (twice) and Yuli Gurriel 11; Alex Bregman and Carlos Correa 10.
2018	Yuli Gurriel 13 (twice); Alex Bregman 12; Carlos Correa 12; Yuli Gurriel 12; Jose Altuve 11; Alex Bregman 11; Yuli Gurriel 11; Alex Bregman 10.
2019	Michael Brantley (19); Yuli Gurriel 18; Carlos Correa 16; Michael Brantley 12; Yuli Gurriel 11; Jose Altuve 10.
2020	George Springer (12)

**10 or more games

*Franchise Record

TOP ALL-TIME HITTING STREAKS

Willy Taveras	30-2006
Jeff Kent	25-2004
Tony Eusebio	24-2000
Hunter Pence	23-2011
Moises Alou	23-2001
Luis Gonzalez	23-1997
Art Howe	23-1981
Cesar Cedeno	22-1977
Miguel Tejada	21-2009
Lance Berkman	21-2001
Dickie Thon	21-1982
Lee May	21-1973
Kevin Bass	20-1986
Rusty Staub	20-1967

DOUBLE-DIGIT ROOKIE HOMERS

1.	Yordan Alvarez	27	2019
2.	Carlos Correa	22	2015
3.	Lance Berkman	21	2000
4.	George Springer	20	2014
	Glenn Davis	20	1985
6.	Yuli Gurriel	18	2017
7.	Hunter Pence	17	2007
8.	Jeff Bagwell	15	1991
9.	Jon Singleton	14	2014
	Mitch Meluskey	14	2000
	Joe Morgan	14	1965
12.	Preston Tucker	13	2015
	Luis Gonzalez	13	1991
14.	Bob Aspromonte	12	1962
15.	Chris Johnson	11	2010
	Chris Truby	11	2000
17.	Luke Scott	10	2006
	Julio Lugo	10	2000
	Cliff Johnson	10	1974
	John Bateman	10	1963



30 HOME RUNS • 100 RBI • 100 RUNS SCORED • .300 HITTERS

30 HOME RUN SEASONS

1.	Jimmy Wynn371967
2.	Jimmy Wynn331969
3.	Glenn Davis311986
4.	Glenn Davis301988
5.	Glenn Davis341989
6.	Jeff Bagwell391994
7.	Jeff Bagwell311996
8.	Jeff Bagwell431997
9.	Moises Alou381998
10.	Jeff Bagwell341998
11.	Jeff Bagwell421999
12.	Jeff Bagwell472000
13.	Richard Hidalgo442000
14.	Jeff Bagwell392001
15.	Lance Berkman342001
16.	Lance Berkman422002
17.	Jeff Bagwell312002
18.	Jeff Bagwell392003
19.	Moises Alou302001
20.	Lance Berkman302004
21.	Morgan Ensberg362005
22.	Lance Berkman452006
23.	Lance Berkman342007
24.	Carlos Lee322007
25.	Chris Carter372014
26.	Evan Gattis322016
27.	George Springer342017
28.	Alex Bregman312018
29.	Jose Altuve312019
30.	Alex Bregman412019
31.	Yuli Gurriel312019
32.	George Springer392019

100 RBI SEASONS

1.	Jimmy Wynn1071967
2.	Lee May1051973
3.	Cesar Cedeno1021974
4.	Bob Watson1021976
5.	Bob Watson1101977
6.	Glenn Davis1011986
7.	Jeff Bagwell1161994
8.	Jeff Bagwell1201996
9.	Derek Bell1131996
10.	Jeff Bagwell1351997
11.	Moises Alou1241998
12.	Jeff Bagwell1111998
13.	Derek Bell1081998
14.	Jeff Bagwell1261999
15.	Carl Everett1081999
16.	Jeff Bagwell1322000
17.	Richard Hidalgo1222000
18.	Moises Alou1142000
19.	Jeff Bagwell1302001
20.	Lance Berkman1262001
21.	Moises Alou1082001
22.	Lance Berkman1282002
23.	Jeff Bagwell1002003
24.	Jeff Kent1072004
25.	Lance Berkman1062004
26.	Morgan Ensberg1012005
27.	Lance Berkman1362006
28.	Carlos Lee1192007
29.	Lance Berkman1022007
30.	Lance Berkman1062008
31.	Carlos Lee1002008
32.	Carlos Lee1022009
33.	Alex Bregman1032018
34.	Alex Bregman1122019
35.	Yuli Gurriel1042019

The lists below include all instances in Houston franchise history in which a player has recorded 30 home runs, 100 RBI, 100 runs scored, or a .300 average (qualifiers only) in one season.

.300 AVERAGE SEASONS

1.	Rusty Staub3331967
2.	Denis Menke3041970
3.	Cesar Cedeno3201972
4.	Bob Watson3121972
5.	Cesar Cedeno3201973
6.	Bob Watson3121973
7.	Greg Gross3141974
8.	Bob Watson3241975
9.	Bob Watson3131976
10.	Jose Cruz3151978
11.	Cesar Cedeno3091980
12.	Jose Cruz3021980
13.	Jose Cruz3181983
14.	Ray Knight3041983
15.	Jose Cruz3121984
16.	Terry Puhl3011984
17.	Jose Cruz3001985
18.	Kevin Bass3111986
19.	Jeff Bagwell3201993
20.	Luis Gonzalez3001993
21.	Jeff Bagwell3681994
22.	Craig Biggio3181994
23.	Derek Bell3341995
24.	Craig Biggio3021995
25.	Jeff Bagwell3151996
26.	Craig Biggio3091997
27.	Craig Biggio3251998
28.	Derek Bell3141998
29.	Moises Alou3121998
30.	Jeff Bagwell3041998
31.	Carl Everett3251999
32.	Jeff Bagwell3041999
33.	Moises Alou3552000
34.	Richard Hidalgo3142000
35.	Jeff Bagwell3102000
36.	Moises Alou3312001
37.	Lance Berkman3312001
38.	Richard Hidalgo3092003
39.	Lance Berkman3162004
40.	Lance Berkman3152006
41.	Carlos Lee3032007
42.	Lance Berkman3122008
43.	Miguel Tejada3132009
44.	Carlos Lee3002009
45.	Jose Altuve3412014
46.	Jose Altuve3132015
47.	Jose Altuve3382016
48.	Jose Altuve3462017
49.	Josh Reddick3142017
50.	Marwin Gonzalez3032017
51.	Jose Altuve3162018
52.	Michael Brantley3112019
53.	Michael Brantley3002020

100 RUNS SCORED SEASONS

1.	Joe Morgan1001965
2.	Jimmy Wynn1021967
3.	Jimmy Wynn1131969
4.	Joe Morgan1021970
5.	Jimmy Wynn1171972
6.	Cesar Cedeno1031972
7.	Enos Cabell1011977
8.	Jeff Bagwell1041994
9.	Craig Biggio1231995
10.	Craig Biggio1131996
11.	Jeff Bagwell1111996
12.	Craig Biggio1461997
13.	Jeff Bagwell1091997
14.	Jeff Bagwell1241998
15.	Craig Biggio1231998
16.	Derek Bell1111998
17.	Moises Alou1041998
18.	Jeff Bagwell1431999
19.	Craig Biggio1231999
20.	Jeff Bagwell1522000
21.	Richard Hidalgo1182000
22.	Jeff Bagwell1262001
23.	Lance Berkman1102001
24.	Craig Biggio1182001
25.	Lance Berkman1062002
26.	Lance Berkman1102003
27.	Jeff Bagwell1092003
28.	Craig Biggio1022003
29.	Jeff Bagwell1042004
30.	Lance Berkman1042004
31.	Craig Biggio1002004
32.	Lance Berkman1142008
33.	George Springer1162016
34.	Jose Altuve1082016
35.	Jose Altuve1122017
36.	George Springer1122017
37.	Alex Bregman1052018
38.	George Springer1022018
39.	Alex Bregman1222019

ELITE COMPANY

Jeff Bagwell hit 43 home runs and stole 31 bases in 1997. He also hit 42 HR with 30 SB in 1999. Bagwell joins Barry Bonds as the only two players in Major League history to record as many as two 40HR/30SB seasons. Bagwell is also the only first baseman in Major League history with a "30-30" season, thanks to his efforts in 1997 and 1999.

TABLE OF CONTENTS

PLAYERS

PLAYER DEVELOPMENT

2020 REVIEW

OPPONENTS

HISTORY AND RECORDS

SPRING TRAINING

MEDIA INFORMATION

MINUTE MAID PARK

MOST VALUABLE PLAYER • CY YOUNG • ROOKIE OF THE YEAR

Jose Altuve (AL) and **Jeff Bagwell** (NL) are the only players in franchise history to win Most Valuable Player awards. **Bagwell**, **Carlos Correa** (AL) and **Yordan Alvarez** (AL) are the only players in club history who have captured the Jackie Robinson Rookie of the Year award. Astros pitchers have captured the Cy Young Award four times, **Justin Verlander** in 2019 (AL), **Dallas Keuchel** in 2015 (AL), **Roger Clemens** in 2004 (NL) and **Mike Scott** in 1986 (NL). Listed below are all Astros who finished in the top 10 of the MVP voting or received consideration in one year for the circuit's Cy Young and Rookie of the Year honors.

CY YOUNG AWARD

J.R. Richard.....	1976.....	7th
J.R. Richard.....	1978.....	5th
Joe Niekro.....	1979.....	2nd
J.R. Richard.....	1979.....	3rd
Joe Niekro.....	1980.....	4th
Joe Sambito.....	1980.....	T-5th
Nolan Ryan.....	1981.....	4th
Nolan Ryan.....	1983.....	9th
Mike Scott.....	1986.....	1st
Nolan Ryan.....	1987.....	T-5th
Mike Scott.....	1987.....	7th
Mike Scott.....	1989.....	2nd
Mark Portugal.....	1993.....	T-6th
Doug Drabek.....	1994.....	T-4th
Shane Reynolds.....	1996.....	T-9th
Darryl Kile.....	1997.....	5th
Mike Hampton.....	1999.....	2nd
Jose Lima.....	1999.....	T-4th
Bill Wagner.....	1999.....	T-4th
Roy Oswalt.....	2001.....	5th
Roy Oswalt.....	2002.....	T-4th
Roger Clemens.....	2004.....	1st
Roy Oswalt.....	2004.....	3rd
Brad Lidge.....	2004.....	T-8th
Roger Clemens.....	2005.....	3rd
Roy Oswalt.....	2005.....	4th
Andy Pettitte.....	2005.....	T-5th
Roy Oswalt.....	2006.....	4th
Brett Myers.....	2010.....	T-10th
Dallas Keuchel.....	2015.....	1st
Collin McHugh.....	2015.....	8th
Justin Verlander.....	2017.....	5th
Justin Verlander.....	2018.....	2nd
Gerrit Cole.....	2018.....	5th
Gerrit Cole.....	2019.....	2nd
Justin Verlander.....	2019.....	1st

MOST VALUABLE PLAYER

Cesar Cedeno.....	1972.....	6th
Lee May.....	1972.....	9th
Joe Niekro.....	1979.....	6th
Jose Cruz.....	1980.....	3rd
Jose Cruz.....	1983.....	6th
Dickie Thon.....	1983.....	7th
Jose Cruz.....	1984.....	8th
Glenn Davis.....	1986.....	2nd
Kevin Bass.....	1986.....	7th
Mike Scott.....	1986.....	10th
Glenn Davis.....	1988.....	8th
Glenn Davis.....	1989.....	7th
Jeff Bagwell.....	1994.....	1st
Craig Biggio.....	1995.....	10th
Jeff Bagwell.....	1996.....	9th
Jeff Bagwell.....	1997.....	3rd
Craig Biggio.....	1997.....	4th
Moises Alou.....	1998.....	3rd
Craig Biggio.....	1998.....	5th
Jeff Bagwell.....	1999.....	2nd
Jeff Bagwell.....	2000.....	7th
Lance Berkman.....	2001.....	5th
Jeff Bagwell.....	2001.....	7th
Lance Berkman.....	2002.....	3rd
Lance Berkman.....	2004.....	7th
Roger Clemens.....	2004.....	8th
Morgan Ensberg.....	2005.....	4th
Lance Berkman.....	2006.....	3rd
Lance Berkman.....	2008.....	5th
Dallas Keuchel.....	2015.....	5th
Jose Altuve.....	2015.....	10th
Jose Altuve.....	2016.....	3rd
Jose Altuve.....	2017.....	1st
Alex Bregman.....	2018.....	5th
Justin Verlander.....	2018.....	10th
Alex Bregman.....	2019.....	2nd
George Springer.....	2019.....	7th
Gerrit Cole.....	2019.....	10th

ROOKIE OF THE YEAR

Joe Morgan.....	1965.....	2nd
Sonny Jackson.....	1966.....	2nd
Cesar Cedeno.....	1970.....	4th
Greg Gross.....	1974.....	2nd
Floyd Bannister.....	1977.....	4th
Jeffrey Leonard.....	1979.....	2nd
Dave Smith.....	1980.....	5th
Bill Doran.....	1983.....	5th
Frank DiPino.....	1983.....	6th
Glenn Davis.....	1985.....	5th
Charlie Kerfeld.....	1986.....	4th
Jim Deshaies.....	1986.....	T-7th
Gerald Young.....	1987.....	5th
Jeff Bagwell.....	1991.....	1st
Brian Williams.....	1992.....	T-7th
John Hudek.....	1994.....	2nd
Brian Hunter.....	1995.....	T-7th
Mitch Meluskey.....	2000.....	5th
Lance Berkman.....	2000.....	T-6th
Roy Oswalt.....	2001.....	2nd
Brad Lidge.....	2003.....	T-5th
Jerome Robertson.....	2003.....	7th
Willy Taveras.....	2005.....	2nd
Hunter Pence.....	2007.....	3rd
Collin McHugh.....	2014.....	4th
George Springer.....	2014.....	8th
Carlos Correa.....	2015.....	1st
Chris Devenski.....	2016.....	4th
Yuli Gurriel.....	2017.....	4th
Yordan Alvarez.....	2019.....	1st

PINCH-HIT HOME RUNS • WALKOFF HOME RUNS LEADOFF HOME RUNS • CYCLES • GRAND SLAMS

The following charts include the Houston franchise's career leaders in the pinch-hit HR, walk-off HR, leadoff HR, cycles, and grand slams. Craig Biggio is the NL career leader in leadoff home runs with 53 (2nd all-time).

CAREER PINCH-HIT HOME RUNS

Cliff Johnson.....	9
Mike Lamb.....	6
Denny Walling.....	6
Morgan Ensberg.....	5
Jason Lane.....	5
Orlando Merced.....	5
Daryle Ward.....	5
Kevin Bass.....	4
Tony Eusebio.....	4

CAREER GRAND SLAMS

Carlos Lee.....	7
Bob Aspromonte.....	6
Jeff Bagwell.....	6
Lance Berkman.....	5
Yuli Gurriel.....	5
George Springer.....	5
Bob Watson.....	5

CAREER WALK-OFF HOME RUNS

Jose Cruz.....	6
Carlos Lee.....	4
8 players.....	3

CAREER CYCLES

8/2/72.....	Cesar Cedeno.....	vs. CIN
8/9/76.....	Cesar Cedeno.....	at STL
6/24/77.....	Bob Watson.....	vs. SF
8/25/92.....	Andujar Cedeno.....	vs. STL
7/18/01.....	Jeff Bagwell.....	vs. STL
4/8/02.....	Craig Biggio.....	at COL
7/28/06.....	Luke Scott.....	vs. ARI
7/19/13.....	Brandon Barnes.....	vs. SEA

CAREER LEAD-OFF HOME RUNS

Craig Biggio.....	53
George Springer.....	39
Jose Altuve.....	14



HOUSTON GRAND SLAM HOME RUNS (171)

PLAYER	DATE	OPP	PITCHER	INN
Buddin	6-10-62	LA	Moeller	6
Larker	6-20-62	@ SF	Marichal	3
Aspromonte	6-11-63	CHI	McDaniel	10
Campbell	7-4-63	CIN	Jay	8
Aspromonte	7-26-63	NY	Stallard	1
Aspromonte	6-11-64	CIN	Tsitouris	5
Aspromonte	6-29-64	PHI	Mahaffey	1
NONE	1965			
Aspromonte	8-11-66	@ CHI	Roberts	2
Aspromonte	8-26-66	CHI	Koonce	9
Harrison	9-16-66	PHI	Short	4
NONE	1967			
Miller	8-10-68	PIT	Face	9
Torres	4-27-69	@ SF	Sadecki	2
Rader	5-27-69	PHI	Peraza	9
Menke	7-30-69	@ NY	Koonce	9
Wynn	7-30-69	@ NY	Taylor	9
Rader	6-4-70	MON	McGinn	1
Pepitone	6-10-70	NY	Ryan	4
Menke	7-9-70	LA	Foster	1
Watson	9-7-70	@ SD	Willis	6
Watson	9-17-70	@ LA	Brewe	7
Rader	5-16-71	STL	Reuss	1
Cedeno	9-2-71	LA	Osteen	5
Wynn	5-1-72	@ PIT	Blass	5
L. May	5-6-73	@ NY	Sadecki	7
Helms	6-21-73	@ SD	Corkins	4
Cedeno	6-24-73	@ SF	Moffitt	7
L. May	7-4-73	@ ATL	Frisella	8
Watson	8-20-73	PIT	Lamb	5
* M. May	5-22-74	SD	Romo	9
Cedeno	6-11-74	PHI	Ruthven	7
* C. Johnson	6-15-75	@ STL	Garman	9
Watson	8-14-76	PIT	Candelaria	6
Howe	8-15-77	@ ATL	Capra	1
Watson	9-4-77	@ MON	Brown	1
NONE	1978			
NONE	1979			
Cedeno	8-26-80	@ STL	Kaat	5
Cruz	9-6-80	STL	Martin	3
NONE	1981			
Puhl	5-22-82	NY	Allen	9
Cruz	9-20-83	@ LA	Hooton	2
Cruz	8-22-84	@ CHI	Ruthven	2
Reynolds	9-6-84	@ SF	Laskey	1
Pankovits	5-29-85	PIT	Candelaria	7
Bailey	6-11-85	SD	Lefferts	6
Bailey	8-20-85	@ STL	Horton	3
Ashby	10-5-85	@ SD	Wojna	2
* Reynolds	4-12-86	ATL	Mahler	6
Puhl	5-4-86	@ MON	Smith	3
Garner	6-14-86	SF	Robinson	7
Bass	7-7-86	@ MON	Schatzeder	9
Hatcher	8-5-86	@ LA	Powell	9
Hatcher	6-3-87	@ CHI	Sutcliffe	4
Ashby	6-10-87	SD	S. Davis	4
Puhl	9-28-87	LA	Hershiser	5
* Bass	4-10-88	@ CIN	Perry	9
Ramirez	5-29-88	@ CHI	Capel	6
Bell	7-14-88	@ PHI	Rawley	1
Doran	8-2-88	@ SF	Bockus	4

PLAYER	DATE	OPP	PITCHER	INN
Meadows	6-4-89	LA	Belcher	5
Doran	6-11-89	ATL	Puleo	2
Bass	8-20-89	CHI	Williams	9
Ramirez	8-29-89	@ CHI	Wilkins	6
Biggio	9-14-89	@ LA	Wetteland	2
Bass	9-20-89	@ ATL	Eichhorn	7
NONE	1990			
Caminiti	7-29-91	STL	B. Smith	4
Anthony	7-27-92	@ ATL	Pena	11
Anthony	8-31-92	PHI	Baller	6
NONE	1993			
Mouton	4-23-94	@ STL	Palacios	8
Finley	7-17-94	@ PIT	Wagner	3
Biggio	7-24-94	PIT	Lieber	5
Eusebio	5-19-95	MON	Cornelius	7
Eusebio	6-28-95	STL	Parrett	8
* D. May	9-5-95	CIN	Jarvis	7
* Berry	6-13-96	@ SF	M. Leiter	5
Berry	6-25-96	@ SD	Bochtler	8
Ausmus	7-14-97	@ CHI	Bottenfield	7
Gonzalez	7-20-97	@ MON	Daal	8
Bagwell	9-8-98	CIN	Krivda	3
Bell	6-13-99	SD	Murray	6
Everett	6-20-99	MON	Urbina	8
Mieske	7-23-99	SD	Wall	8
Bagwell	7-28-99	@ COL	Porzio	7
Caminiti	8-31-99	NY	Wendell	8
Hidalgo	4-4-00	@ PIT	Schmidt	6
Bagwell	4-14-00	@ SD	Walker	6
Caminiti	5-9-00	COL	Karl	5
Spiers	7-23-00	STL	Slocumb	7
Truby	8-6-00	MON	Thurman	3
Ward	4-3-01	MIL	Haynes	3
Lugo	4-27-01	FLA	Penny	4
Bagwell	5-6-01	@ MON	Telford	6
Bagwell	5-21-01	@ SD	Eaton	3
Castilla	6-1-01	LA	Prokopec	5
Berkman	6-14-01	@ MIN	Mays	6
* Merced	7-20-01	CHI	Lieber	5
Berkman	6-20-02	@ MIL	Wright	4
* Zaun	6-27-02	ARI	Kim	9
Ward	7-6-02	PIT	Wells	4
Ausmus	4-4-03	@ STL	Tomko	1
Ensborg	6-3-03	BAL	Ligtenberg	8
Everett	7-9-03	CIN	Graves	1
Kent	9-1-03	@ LA	Myers	9
Bagwell	4-9-04	@ MIL	Kieschnick	6
Berkman	4-11-04	@ MIL	Davis	3
Ensborg	7-3-04	TEX	Rodriguez	5
Kent	9-1-04	@ CIN	Wagner	7
Lamb	5-1-05	CHI	Prior	5
Ensborg	6-28-05	@ COL	Jennings	5
Ausmus	8-5-06	@ ARI	Nippert	2
Lane	8-29-06	MIL	Kolb	8
Lee	4-13-07	@ PHI	Myers	3
Biggio	4-20-07	@ MIL	Aquino	9
Pence	5-5-07	@ STL	Dove	8
Lamb	6-17-07	SEA	Washburn	1
Lee	6-28-07	COL	Fuentes	11
Biggio	7-24-07	LAD	Seanez	6
* Lamb	8-2-07	@ ATL	Soriano	8

TABLE OF CONTENTS

PLAYERS

PLAYER DEVELOPMENT

2020 REVIEW

OPPONENTS

HISTORY AND RECORDS

SPRING TRAINING

MEDIA INFORMATION

MINUTE MAID PARK

HISTORY AND RECORDS

HOUSTON GRAND SLAM HOME RUNS (171)

PLAYER	DATE	OPP	PITCHER	INN
Pence	5-20-08	@CHI	Dempster	4
Wigginton	7-6-08	@ATL	Morton	3
Lee	7-29-08	CIN	Arroyo	5
*Loretta	8-1-08	NYM	Heilman	8
Berkman	8-12-08	SF	Taschner	7
Tejada	9-10-08	PIT	Bautista	6
Lee	6-5-09	PIT	Meek	6
Lee	7-21-09	STL	Walters	7
Lee	6-9-10	@COL	Belisle	10
Berkman	7-27-10	CHC	Cashner	7
*Michaels	8-1-10	MIL	Braddock	7
Lee	7-25-11	@STL	Walters	8
*Bogusevic	8-16-11	CHC	Marmol	9
Schafer	4-22-12	LAD	Billingsley	2
Johnson	5-5-12	STL	Garcia	1
J. Martinez	6-14-12	SF	Zito	3
Dominguez	6-18-13	MIL	Gorzelanny	7
Castro	7-31-13	@BAL	Gonzalez	4
Dominguez	9-13-13	LAA	Rasmus	5
Carter	6-8-14	@MIN	Duensing	7
Singleton	6-8-14	@MIN	Perkins	9
Carter	7-5-14	@LAA	Santago	3
Altuve	8-17-14	@BOS	Kelly	2
Castro	8-28-14	TEX	Mendez	5
Conger	8-1-15	ARI	Hellickson	4
Castro	8-3-15	@TEX	Lewis	4
Conger	9-4-15	MIN	Prefrey	4
Lowrie	9-6-15	MIN	May	7

PLAYER	DATE	OPP	PITCHER	INN
Springer	4-6-16	@NYY	Pineda	2
Rasmus	4-23-16	BOS	Buchholz	5
Springer	5-14-16	@BOS	Buchholz	2
Springer	6-24-16	@KC	Volquez	1
Gomez	7-17-16	@SEA	Karns	7
Gonzalez	5-2-17	TEX	Kela	8
Bregman	5-14-17 (2)	@NYY	Tanaka	1
Gurriel	5-15-17	@MIA	Tazawa	6
Reddick	7-4-17	@ATL	Motte	9
Springer	9-27-17	@TEX	Barnette	6
Reddick	4-3-18	BAL	Cortes Jr.	7
Reddick	4-21-18	@CWS	Armstrong	2
Gattis	6-15-18	@KC	Junis	6
Gurriel	6-24-18	KC	Hammel	2
Springer	7-21-18	@LAA	Ramirez	6
Gonzalez	8-24-18	@LAA	Heaney	5
Gurriel	9-21-18	LAA	Heaney	1
Altuve	4-12-19	@SEA	Armstrong	6
Gurriel	4-12-19	@SEA	Alaniz	8
Bregman	4-16-19	@OAK	Hendriks	4
Bregman	5-5-19	@LAA	Bedrosian	5
Diaz	5-11-19	TEX	Dowdy	6
Chirinos	6-14-19	TOR	Pannone	8
White	6-23-19	@NYY	Happ	4
Gurriel	7-7-19	LAA	Bedrosian	6
Altuve	7-14-19	@TEX	Bird	7
Correa	7-27-19	@STL	Wacha	3
Alvarez	8-10-19	@BAL	Scott	7

* Pinch Hit

OPPONENT GRAND SLAMS (174)

PLAYER	DATE	OPP	PITCHER	INN
*Robinson	7-8-62	@ CIN	Bruce	5
E. Bailey	4-10-63	SF	McMahon	8
Willey	7-15-63	@ NY	Johnson	2
G. Oliver	8-28-63	MIL	Farrell	8
Burton	8-31-63	@ CHI	Woodeshick	9
Williams	5-1-64	CHI	Hoerner	1
Stargell	8-28-65	@ PIT	Dierker	1
White	8-3-66	@ PHI	Sempera	5
Pavletich	6-11-67	@ CIN	Schneider	9
Mays	6-13-67	SF	Latman	10
Aaron	6-27-67	@ ATL	Blasingame	3
T. Davis	7-19-67	@ NY	Giusti	1
*Lock	8-14-68	@ PHI	Lemaster	3
Hiatt	4-25-69	@ SF	Schneider	13
Allen	5-8-69	@ PHI	Griffin	3
Clemente	6-11-69	PIT	Blasingame	6
Burda	7-9-69	@ SF	Guinn	8
Hickman	8-23-69	@ CHI	Gladding	7
Aaron	4-10-70	ATL	Griffin	3
Santo	4-26-70	@ CHI	Dierker	6
Allen	8-1-70	STL	DiLauro	7
Webster	9-7-70	@ SD	Forsch	9
Marshall	5-11-71	@ NY	Culver	6
Simmons	5-10-72	@ STL	Roberts	3
* Foster	5-31-72	CIN	Roberts	3
McRae	6-1-72	CIN	Reuss	6
McCarver	6-2-73	@ STL	Gladding	8
Bonds	6-29-73	SF	Ray	7
Boccabella	7-6-73	@ MON	Crawford	6
NONE	1974			

PLAYER	DATE	OPP	PITCHER	INN
Cey	6-18-75	@ LA	Griffin	1
Summers	8-23-75	@ CHI	York	7
Yeager	9-27-75	@ LA	Forsch	3
Tolan	5-5-76	@ PHI	Niekro	6
Murcer	5-25-76	@ SF	Richard	5
Paciorek	6-22-76	@ ATL	Cosgrove	3
Morgan	9-6-76	@ CIN	Richard	3
Robinson	7-28-77	@ PIT	Larson	6
Carter	5-3-78	@ MON	Richard	3
Kingman	6-6-78	@ CHI	Zamora	6
* Foster	9-11-78	@ CIN	Sambito	7
Freed	5-1-79	@ STL	Sambito	11
Garvey	9-28-79	@ LA	Ruhle	8
Knight	9-17-80	@ CIN	Niekro	4
Schmidt	8-23-81	@ PHI	Knepper	3
NONE	1982			
Sandberg	5-31-83	@ CHI	LaCorte	6
Hubbard	6-20-83	ATL	LaCorte	5
Lefebvre	7-20-83	@ PHI	Scott	1
Templeton	7-29-84	@ SD	LaCoss	6
L. Smith	8-31-84	@ STL	Ryan	1
Wallach	7-6-85	MON	Ryan	5
Russell	7-22-85	@ PHI	Niekro	1
Concepcion	8-17-85	CIN	Niekro	1
NONE	1986			



OPPONENT GRAND SLAMS (176)

PLAYER	DATE	OPP	PITCHER	INN
Stillwell	4-17-87	@ CIN	Lopez	5
*Nettles	5-2-87	@ ATL	Lopez	6
James	5-2-87	@ ATL	Solano	7
J.Clark	5-24-87	STL	Scott	1
Dawson	6-1-87	@ CHI	Solano	8
Dayett	6-3-87	@ CHI	Knepper	1
Moreland	6-3-87	@ CHI	Solano	6
Brenly	8-12-87	@ SF	Scott	7
Van Slyke	8-29-87	@ PIT	Andersen	8
M. Williams	6-4-88	@ SF	Ryan	5
Esaky	6-14-88	@ CIN	Darwin	5
C. James	7-16-88	@ PIT	Smith	8
Scioscia	6-4-89	LA	Forsch	1
Templeton	9-11-89	@ SD	Darwin	6
Bonds	5-22-90	PIT	Schatzeder	3
Daniels	9-4-90	@ LA	Portugal	2
McGriff	8-13-91	@ SD	Portugal	3
McGriff	8-14-91	@ SD	Deshaias	1
Clark	8-20-91	SF	Mallicoat	7
C. Hayes	8-28-91	@ PHI	Bowen	1
Jose	5-17-92	STL	Harnisch	3
Bean	8-11-93	@ SD	Kile	3
Dorsett	5-5-94	@ CIN	Edens	9
Hammond	5-29-95	@ FLA	Reynolds	2
E.Williams	7-9-95	SD	Brocail	7
G. Hill	7-14-95	@ SF	Swindell	3
Gant	8-20-95	@ CIN	T. Jones	5
Caminiti	4-6-96	SD	Morman	13
Hill	4-10-96	SF	Kile	4
Sandberg	5-24-96	CHI	Swindell	7
King	8-22-96	PIT	Hernandez	9
Bichette	9-10-97	@ COL	Hudek	7
Piazza	4-10-98	@ LA	Magnante	8
Walker	5-29-98	@ COL	Henry	8
Hocking	6-4-99	@ MIN	Hampton	2
Womack	7-21-99	ARI	Wagner	8
McGwire	9-17-99	@ STL	Lima	4
Howard	4-11-00	STL	Holt	7
Rodriguez	4-27-00	CHI	Lima	4
Hundley	5-6-00	@ LA	Dotel	3
Boone	6-10-00	@ SD	Elarton	1
Edmonds	9-20-00	STL	Holt	3
Hernandez	4-12-01	@ MIL	Cruz	5
Ventura	5-1-01	@ NYY	J.Powell	7
LaRue	5-18-01	CIN	Bottenfield	4
Grudzielanek	6-1-01	LA	Cruz	7
I.Rodriguez	6-9-01	@ TEX	Lima	3
Bell	6-27-01	@ ARI	Elarton	2
Gonzalez	7-3-01	ARI	Elarton	3
D.Jackson	7-14-01	SD	Miller	6
Giles	7-28-01(1)	@ PIT	Wagner	9
Ramirez	8-25-01	@ PIT	Mlicki	1
Sierra	6-21-02	SEA	Hernandez	2
Klesko	8-27-02	SD	Cruz	7
Alfonzo	9-23-03	SF	Miller	2
Edmonds	4-21-04	STL	Stone	6
Floyd	5-14-04	NYM	Oswalt	3
Kendall	6-23-04	PIT	Weathers	7
Blalock	7-4-04	TEX	Redding	6
Teixiera	7-4-04	TEX	Harville	9
Johnson	8-14-04	@ MON	Qualls	7

PLAYER	DATE	OPP	PITCHER	INN
Sanders	6-4-05	STL	Rodriguez	3
Atkins	6-28-05	@ COL	Springer	8
J. Wilson	8-14-05	PIT	Burns	8
Garciparra	4-24-06	LAD	Lidge	9
Feliz	5-15-06	SF	Buchholz	3
Podsednik	6-23-06	@ CWS	Pettitte	4
Crede	6-24-06	@ CWS	Qualls	7
Iguchi	6-25-06	@ CWS	Lidge	9
Valentin	7-21-06	@ NYM	Buchholz	2
Burrell	9-15-06	PHI	Clemens	1
J. Estrada	6-26-07	@ MIL	White	6
J. Estrada	9-18-07	MIL	Paulino	4
A. Dunn	7-28-08	CIN	Oswalt	3
Derosa	8-6-08	@ CHI	Backe	3
Montero	8-16-08	ARI	Backe	1
Young	8-16-08	ARI	Backe	6
Pujols	4-11-09	@ STL	Oswalt	5
Stewart	5-12-09	@ COL	Byrdak	5
Iannetta	5-13-09	@ COL	Gearry	9
Soriano	7-27-09	@ CHC	Sampson	13
Whiteside	8-5-09	SF	Moehler	6
Feliz	9-29-09	@ PHI	Lopez	4
* Sutton	5-28-10	@ CIN	Byrdak	6
Posada	6-12-10	@ NYY	Rodriguez	3
Posada	6-13-10	@ NYY	Daigle	5
* McCann	8-11-10	ATL	Fulchino	10
Ramirez	10-2-10	CHC	Happ	4
Sands	5-24-11	LAD	Happ	3
Renteria	8-2-11	CIN	W. Rodriguez	5
Cuddyer	5-30-12	COL	Harrell	1
Freese	6-7-12	STL	Wright	7
Dunn	6-9-12	CWS	Cruz	8
Amarista	6-28-12	SD	Myers	9
Dirks	5-13-13	@ DET	Norris	4
Cruz	7-5-13	@ TEX	Harrell	2
Franklin	7-21-13	SEA	Lyles	2
Encarnacion	7-26-13	@ TOR	Ambriz	7
Colabello	9-2-13	MIN	Lo	9
Bruce	9-17-13	CIN	Lyles	4
Machado	6-1-14	BAL	Feldman	6
Moss	7-24-14	@ OAK	Bass	6
Howard	8-7-14	@ PHI	Sipp	8
McCann	6-27-15	NYN	Oberholtzer	1
Cano	4-26-16	@ SEA	Feliz	7
Petit	6-20-16	LAA	Sipp	9
McCann	7-31-16	@ DET	Keuchel	1
Healy	6-27-17	OAK	Hoyt	6
Gardner	6-30-17	NYN	Hoyt	7
Gregorius	7-1-17	NYN	Harris	6
Upton	7-30-17	@ DET	Sipp	7
Flores	9-2-17 (1)	NYM	Harris	7
Semien	9-8-17	@ OAK	Gregerson	7
* Vogelbach	9-17-18	SEA	Rondon	8
O'Hearn	5-7-19	KC	McHugh	3
Merrifield	5-7-19	KC	Valdez	7
Tilson	5-22-19	CWS	James	6
McCann	8-14-19	@ CWS	Pressly	8
Pujols	8-2-20	at LAA	James	3
Cronenworth	8-22-20	at SD	Castellanos	2

*Pinch Hit

TABLE OF CONTENTS

PLAYERS

PLAYER DEVELOPMENT

2020 REVIEW

OPPONENTS

HISTORY AND RECORDS

SPRING TRAINING

MEDIA INFORMATION

MINUTE MAID PARK

HOUSTON WALK-OFF HOME RUNS (98)

PLAYER	DATE	OPP	PITCHER	INN	PLAYER	DATE	OPP	PITCHER	INN
Mejias	4/29/62	vs. MIL, W-3-2	McMahon	9	Montgomery	7/24/96	vs. SD, W-6-4	Villone	10
Aspromonte	5/12/63	vs. CHC, W-2-1	Buhl	10	Miller	7/28/96	vs. LA, W-3-2	Eischen	9
Aspromonte	6/11/63	vs. CHC, W-6-2	McDaniel	10	Miller	8/24/96	vs. STL, W-3-1	Stottlemyre	9
Harrison	9/26/65	vs. CIN, W-4-2	McCool	9	Bagwell	6/3/97	vs. LA, W-4-3	Radinsky	10
Gentile	5/29/66	vs. PIT, W-3-2	Face	11	Berry	7/26/97	vs. MTL, W-9-8	Urbina	10
Wynn	6/26/66	vs. STL, W-6-3	Hoerner	11	Berry	4/18/98	vs. MTL, W-4-3	Batista	9
Aspromonte	8/26/66	vs. CHC, W-7-4	Koonce	9	Biggio	5/16/98	vs. ATL, W-3-2	Ligtenberg	9
Mathews	6/17/67	vs. ATL, W-4-3	Bruce	9	Bell	9/15/98	vs. NYM, W-6-5	Tam	12
Harrison	9/26/67	vs. CIN, W-3-2	Boozer	9	Everett	9/10/99	vs. CHC, W-6-4	Ayala	13
Rader	5/27/69	vs. PHI, W-6-2	Peraza	9	Hidalgo	4/4/01	vs. MIL, W-8-6	Leskanic	12
Morgan	8/9/69	vs. STL, W-5-3	Radatz	11	Hidalgo	6/1/01	vs. LA, W-10-9	Fetters	9
Menke	9/5/69	vs. SF, W-2-0	Perry	9	Biggio	7/31/01	vs. NYM, W-3-2	Riggan	10
Lampard	9/19/69	vs. CIN, W-3-2	Granger	9	Ward	4/7/02	vs. STL, W-7-6	Hackman	12
Rader	4/18/70	vs. SD, W-4-3	Ross	9	Vizcaino	5/18/02	vs. PIT, W-2-1	Lowe	9
Morgan	9/19/71	vs. CIN, W-5-4	Carroll	11	Zaun	6/27/02	vs. ARI, W-7-4	Kim	9
Edwards	4/24/72	vs. CHC, W-3-2	Jenkins	11	Kent	4/11/03	vs. STL, W-3-2	Morris	9
Wynn	6/16/72	vs. PHI, W-1-0	Selma	11	Ensberg	6/11/05	vs. TOR, W-6-3	Batista	9
May	8/29/72	vs. PHI, W-2-1	Scarce	9	Lamb	7/26/05	vs. PHI, W-2-1	Madson	9
Wynn	5/20/73	vs. SF, W-8-7	McDowell	9	Scott	9/23/06	vs. STL, W-7-4	Johnson	9
Rader	5/8/74	vs. PIT, W-8-6	Sadowski	12	Lee	5/15/07	vs. SF, W-6-5	Sanchez	10
May	5/22/74	vs. SD, W-5-1	Romo	9	Lee	6/28/07	vs. COL, W-8-5	Fuentes	11
Ferguson	4/8/77	vs. ATL, W-3-2	Johnson	11	Loretta	6/29/07	vs. COL, W-9-8	Fuentes	9
Cruz	8/1/77	vs. PIT, W-4-3	Gossage	11	Pence	7/3/07	vs. PHI, W-5-4	Mesa	13
Cruz	6/2/78	vs. STL, W-2-1	Denny	9	Tejada	4/7/08	vs. STL, W-5-3	McClellan	9
Cruz	7/17/78	vs. PHI, W-2-1	Eastwick	11	Pence	5/4/08	vs. MIL, W-8-6	Stetter	12
Cruz	9/10/80	vs. LA, W-6-5	Sutcliffe	12	Berkman	8/29/08	vs. STL, W-3-2	Springer	9
Cruz	7/10/82	vs. STL, W-4-2	Forsch	9	Erstad	9/26/08	vs. ATL, W-5-4	Tavarez	9
Spilman	7/17/82	vs. PIT, W-4-3	Tekulve	10	Tejada	6/2/09	vs. COL, W-3-2	Fogg	11
Spilman	4/19/83	vs. CIN, W-6-5	Hume	9	Lee	5/5/10	vs. ARI, W-4-2	Gutierrez	9
Thon	8/10/83	vs. SD, W-4-3	DeLeon	14	Lee	6/3/10	vs. WSH, W-6-4	Capps	9
Bailey	7/17/84	vs. NYM, W-3-2	Sisk	9	Bogusevic	8/16/11	vs. CHC, W-6-5	Marmol	9
Bass	9/25/85	vs. LA, W-6-4	Niedenfuer	10	Pena	6/20/13	vs. MIL, 7-4	Gonzalez	10
Davis	6/23/86	vs. CIN, W-7-6	Power	9	Carter	6/12/14	vs. ARI, 5-4	Putz	10
Reynolds	7/19/86	vs. NYM, W-5-4	McDowell	9	Castro	6/27/14	vs. DET, 4-3	Hardy	11
Davis	7/22/86	vs. MTL, W-1-0	Youmans	10	Castro	7/30/15	vs. LAA, 3-0	Salas	9
Cruz	9/6/86	vs. STL, W-7-6	Worrell	9	Altuve	7/23/15	vs. BOS, 5-4	Breslow	9
Doran	7/9/87	vs. NYM, W-4-3	Myers	9	Gonzalez	8/18/15	vs. TB, 3-2	Boxberger	10
Bass	8/3/87	vs. SF, W-5-3	Price	13	Castro	8/23/15	vs. LAD, 3-2	Hatcher	10
Davis	6/8/89	vs. SD, W-7-6	Davis	10	Gonzalez	5/11/16	vs. CLE, 5-3	Anderson	16
Bass	8/20/89	vs. CHC, W-8-4	Williams	9	Springer	6/1/16	vs. ARI, 5-4	Clippard	11
Anthony	5/21/90	vs. PIT, W-3-2	Power	11	Valbuena	7/8/16	vs. OAK, 10-9	Madson	9
Wilson	6/8/90	vs. CIN, W-3-1	Myers	10	Gattis	8/26/16	vs. TB, 5-4	Colome	9
Bagwell	4/18/92	vs. SD, W-4-2	Myers	10	Springer	4/5/17	vs. SEA, 5-3	De Jong	13
Jones	4/22/92	vs. SF, W-3-1	Jackson	12	Bregman	6/27/18	vs. TOR, 7-6	Tepera	9
Gonzalez	6/19/92	vs. LA, W-2-1	Gott	12	White	8/29/18	vs. OAK, 5-4	Familia	9
Anthony	7/1/92	vs. CIN, W-3-2	Bankhead	9	Kemp	4-27-19	vs. CLE, 4-3	Cimber	10
Guerrero	7/21/92	vs. PIT, W-4-3	Mason	12	Gurriel	6-28-19	vs. SEA, 2-1	Festa	10
Bagwell	9/15/92	vs. SF, W-9-6	Reed	11	Brantley	9-5-19	vs. SEA, 11-9	Wisley	13
Mouton	5/27/95	vs. ATL, W-3-2	Stanton	10	Tucker	8-16-20	vs. SEA 3-2	Swanson	9
Biggio	6/5/95	vs. FLA, W-6-5	Nen	9					

ASTROS HOME RUNS IN HOUSTON

On May 11, 1998, Jeff Bagwell hit his 98th Astrodome home run off the Marlins' Livan Hernandez to put the first baseman one ahead of outfielder Jimmy Wynn, whose 97 Houston homers were the most by any player in the history of the franchise. Bagwell eventually hit 126 home runs in the Astrodome before the Astros moved to Minute Maid Park in 2000. Wynn hit 93 of his roundtrippers in the Astrodome and four in Colt Stadium during his 11-year career which lasted from 1963-73. And, speaking of Colt Stadium, the record for Houston homers in that facility stands at 21 by Bob Aspromonte.

1. Jeff Bagwell 234
2. Lance Berkman 153
3. Craig Biggio 143
4. Jimmy Wynn 97
5. George Springer 79
6. Carlos Lee 74
7. Jose Altuve 73
8. Glenn Davis 72
9. Morgan Ensberg 65
10. Cesar Cedeno 64



ALL-TIME INSIDE-THE-PARK HOME RUNS

ASTROS: 43

5-10-62.....Roman Mejias vs. Don Drysdale (LA) at HOU
 8-26-63.....John Bateman vs. Hank Fischer (MIL) at HOU
 7-4-64.....Joe Gaines vs. Bob Friend (PIT) at HOU
 6-12-66.....Rusty Staub vs. Dick Ellsworth (CHI) at HOU
 6-21-66.....Sonny Jackson vs. Don Sutton (LA) at HOU
 6-25-66.....Sonny Jackson vs. Ray Washburn (STL) at HOU
 8-19-66.....Sonny Jackson vs. Milt Pappas (CIN) at HOU
 7-30-67.....Jimmy Wynn vs. Jack Fisher (NY) at HOU
 5-30-69.....Tom Griffin vs. Bob Moose at PIT
 8-4-69.....Doug Rader vs. Ferguson Jenkins (CHI) at HOU
 9-13-70.....Joe Morgan vs. Rick Kester (ATL) at HOU
 6-29-71.....Cesar Cedeno vs. Phil Niekro (ATL) at HOU
 9-2-71.....Cesar Cedeno vs. Claude Osteen (LA) at HOU
 7-18-72.....Cesar Cedeno vs. Reggie Cleveland (STL) at HOU
 8-31-74.....Doug Rader vs. Jim Lonborg at PHI
 5-10-77.....Wilbur Howard vs. Mike Krukow (CHI) at HOU
 6-20-79.....Denny Walling vs. Craig Swan (NY) at HOU
 8-14-79.....Joaquin Andujar vs. Bill Lee (MON) at HOU
 8-25-82.....Art Howe vs. Ed Lynch (NY) at HOU
 7-3-83.....Terry Puhl vs. Tom Niedenfuer (LA) at HOU
 7-25-85.....Glenn Davis vs. Dwight Gooden at NY
 4-22-87.....Bill Doran vs. David Palmer (ATL) at HOU
 6-19-87.....Bill Doran vs. Orel Hershiser (LA) at HOU
 6-30-90.....Franklin Stubbs vs. Darrel Akerfelds at PHI
 8-26-91.....Ken Caminiti vs. Sid Fernandez (NY) at HOU
 5-8-92.....Butch Henry vs. Doug Drabek at PIT
 9-1-92.....Ken Caminiti vs. Cliff Brantley (PHI) at HOU
 5-22-93.....Ken Caminiti vs. Andy Benes at SD
 9-14-93.....Steve Finley vs. Gary Wayne at COL
 7-3-94.....Ken Caminiti vs. Dan Plesac (CHI) at HOU
 7-1-97.....Tim Bogar vs. Albie Lopez (CLE) at HOU
 7-11-97.....Derek Bell vs. Marc Wilkins at PIT
 8-29-98.....Bill Spiers vs. Jason Schmidt (PIT) at HOU
 7-2-99.....Carl Everett vs. Scott Sullivan at CIN
 9-27-00.....Tim Bogar vs. Jimmy Anderson at PIT
 6-17-02.....Lance Berkman vs. Jose Cabrera at MIL
 8-6-03.....Adam Everett vs. Pedro Feliciano (NYM) at HOU
 8-20-11.....Jose Altuve vs. Madison Bumgarner (SFG) at HOU
 8-2-14.....Jon Singleton vs. Brett Cecil (TOR) at HOU
 4-3-18.....Carlos Correa vs. Mike Wright Jr. (BAL) at HOU
 5-14-19.....George Springer vs. Buck Farmer (DET) at DET
 7-23-19.....Yuli Gurriel vs. Mike Fiers (OAK) at HOU
 9-20-20.....George Springer vs. Taylor Widener (ARI) at HOU

OPPONENTS: 48

6-23-62.....Richie Ashburn vs. Dean Stone at NY
 4-22-63.....Bill White (STL) vs. Ken Johnson at HOU
 4-21-64.....Chico Ruiz (CIN) vs. Larry Yellen at HOU
 6-7-64.....Bill Mazeroski vs. Bob Bruce at PIT
 9-1-64.....Richie Allen vs. Dick Farrell at PHI
 5-23-65.....Jim Hart (SF) vs. Ken Johnson at HOU
 6-11-65.....Johnny Callison vs. Jim Owens at PHI
 6-22-65.....Tony Gonzalez (PHI) vs. Bob Bruce at HOU
 5-14-66.....Bill White vs. Larry Dierker at PHI
 8-1-66.....Richie Allen vs. Jim Owens at PHI
 6-30-67.....Wes Parker (LA) vs. Don Wilson at HOU
 7-22-67.....Manny Mota vs. Dan Schneider at PIT
 7-23-67.....Donn Clendenon vs. Carroll Sembera at PIT
 9-20-68.....Leo Cardenas (CIN) vs. Larry Dierker at HOU
 4-17-69.....Sonny Jackson (ATL) vs. Wade Blasingame at HOU
 6-10-69.....Al Oliver (PIT) vs. Tom Griffin at HOU
 7-1-69.....Manny Mota vs. Denny Lemaster at LA
 7-16-69.....Willie Davis (LA) vs. Ken Forsch at HOU
 5-3-70.....Lou Brock vs. Tom Griffin at STL
 7-9-70.....Willie Davis (LA) vs. Jack Billingham at HOU
 8-8-70.....Lee Pitloke vs. Wade Blasingame at SF
 8-14-70.....Adolfo Phillips (MON) vs. Ron Cook at HOU
 5-30-72.....Johnny Bench (CIN) vs. Don Wilson at HOU
 7-9-72.....Dal Maxvill vs. Larry Dierker at STL
 8-18-72.....Larry Bowa vs. Dave Roberts at PHI
 8-30-72.....Terry Harmon (PHI) vs. Jerry Reuss at HOU
 5-12-74.....Merv Rettenmund vs. Don Wilson at CIN
 7-21-74.....Jose Cruz vs. Ken Forsch at STL
 9-8-79.....Johnnie LeMaster (SF) vs. Joe Sambito at HOU
 6-21-80.....Omar Moreno (PIT) vs. Vern Ruhle at HOU
 9-6-81.....Andre Dawson vs. Joe Niekro at MON
 9-1-84.....Tom Nieto vs. Bob Knepper at STL
 5-22-85.....Marvell Wynne vs. Bob Knepper at PIT
 7-24-85.....Von Hayes vs. Nolan Ryan at PHI
 5-11-86.....Bill Almon vs. Charley Kerfeld at PIT
 7-1-99.....J.D. Drew (STL) vs. Trever Miller at HOU
 7-21-99.....Tony Womack (ARI) vs. Billy Wagner at HOU
 8-12-01.....Mike Redmond (FLA) vs. Dave Mlicki at FLA
 5-19-04.....Hee-seop Choi (FLA) vs. Tim Redding at FLA
 6-15-07.....W. Bloomquist (SEA) vs. W. Rodriguez at HOU
 5-19-08.....Geovany Soto (CHC) vs. Brian Moehler at HOU
 7-21-08.....Freddy Sanchez (PIT) vs. Tim Byrdak at HOU
 8-7-10.....Rickie Weeks (MIL) vs. Brett Myers at MIL
 5-19-12.....David Murphy (TEX) vs. Lucas Harrell at HOU
 8-17-17.....Daniel Descalso (ARI) vs. Mike Fiers at HOU
 9-26-17.....Delino DeShields Jr. (TEX) vs. Dallas Keuchel at TEX
 7-28-18.....Rougned Odor (TEX) vs. Justin Verlander at HOU
 8-5-20.....Kole Calhoun (ARI) vs. Lance McCullers Jr. at ARI

TABLE OF CONTENTS

PLAYERS

PLAYER DEVELOPMENT

2020 REVIEW

OPPONENTS

HISTORY AND RECORDS

SPRING TRAINING

MEDIA INFORMATION

MINUTE MAID PARK

ASTROS LEAGUE STATISTICAL LEADERS

BATTING

NO. **YEAR**

BATTING AVERAGE

Jose Altuve (AL).....	341	2014
Jose Altuve (AL).....	338	2016
Jose Altuve (AL).....	346	2017

RUNS

Jeff Bagwell.....	104	1994
Craig Biggio.....	123	1995
Craig Biggio.....	146	1997
Jeff Bagwell.....	143	1999
Jeff Bagwell.....	152	2000

HITS

Jose Cruz*.....	189	1983
Jose Altuve (AL).....	225	2014
Jose Altuve (AL).....	200	2015
Jose Altuve (AL).....	216	2016
Jose Altuve (AL).....	204	2017

DOUBLES

Rusty Staub.....	44	1967
Cesar Cedeno.....	40	1971
Cesar Cedeno*.....	39	1972
Craig Biggio*.....	44	1994
Jeff Bagwell.....	48	1996
Craig Biggio.....	51	1998
Craig Biggio.....	56	1999
Lance Berkman.....	55	2001
Lance Berkman*.....	46	2008
Miguel Tejada.....	46	2009
Alex Bregman (AL).....	51	2018

TRIPLES

Joe Morgan, Roger Metzger*.....	11	1971
Roger Metzger.....	14	1973
Craig Reynolds*.....	12	1981
Dickie Thon.....	10	1982
Steve Finley.....	13	1993
Kyle Tucker.....	6	2020

HOME RUNS

none

RBI

Jeff Bagwell.....	116	1994
Lance Berkman.....	128	2002

TOTAL BASES

Jeff Bagwell.....	300	1994
-------------------	-----	------

HIT BY PITCH

Glenn Davis.....	8	1990
Jeff Bagwell.....	13	1991
Craig Biggio.....	22	1995
Craig Biggio.....	27	1996
Craig Biggio.....	34	1997
Craig Biggio.....	28	2001
Craig Biggio.....	27	2003

NO. **YEAR**

WALKS

Joe Morgan.....	97	1965
Jimmy Wynn.....	148	1969
Joe Morgan*.....	93	1980
Jeff Bagwell.....	149	1999
Alex Bregman (AL).....	119	2019

STRIKEOUTS

Jimmy Wynn.....	137	1967
Lee May.....	145	1972
Chris Carter (AL).....	212	2013

STOLEN BASES

Craig Biggio.....	39	1994
Michael Bourn.....	61	2009
Michael Bourn.....	52	2010
Jose Altuve (AL).....	56	2014
Jose Altuve (AL).....	38	2015

EXTRA BASE HITS

Jeff Bagwell.....	73	1994
-------------------	----	------

SLUGGING PCT.

Jeff Bagwell.....	750	1994
-------------------	-----	------

OPS

Jeff Bagwell.....	1.201	1994
-------------------	-------	------

WINS ABOVE REPLACEMENT

Dickie Thon.....	7.4	1983
Jeff Bagwell.....	8.2	1994
Jeff Bagwell.....	7.4	1999
Jose Altuve (AL).....	8.3	2017
Bregman (AL).....	8.4	2019

GAMES PLAYED

Enos Cabell*.....	162	1978
Bill Doran.....	162	1987
J.Bagwell, S.Finley, C.Biggio*.....	162	1992
J.Bagwell, C.Biggio*.....	162	1996
J.Bagwell, C.Biggio*.....	162	1997
Jeff Bagwell*.....	162	1999
Carlos Lee*.....	162	2007
George Springer (AL)*.....	162	2016

AT-BATS

Enos Cabell.....	660	1978
Jose Altuve (AL).....	638	2015

PLATE APPEARANCES

Craig Biggio.....	721	1992
Craig Biggio.....	673	1995
Craig Biggio.....	744	1997
Craig Biggio.....	738	1998
Craig Biggio.....	749	1999
George Springer (AL).....	744	2017

* Tied for lead, ^-denotes Rookie

+NL Leaders unless otherwise indicated



ASTROS LEAGUE STATISTICAL LEADERS

PITCHING

	NO.	YEAR
EARNED RUN AVERAGE		
J.R. Richard.....	2.71	1979
Nolan Ryan.....	1.69	1981
Mike Scott.....	2.22	1986
Nolan Ryan.....	2.76	1987
Danny Darwin.....	2.21	1990
Roger Clemens.....	1.87	2005
Roy Oswalt.....	2.98	2006
Gerrit Cole (AL).....	2.50	2019

SHUTOUTS

Joe Niekro*.....	5	1979
Mike Scott, Bob Knepper*.....	5	1986
Pete Harnisch.....	4	1993
Dallas Keuchel (AL)*.....	2	2015
Gerrit Cole (AL)*.....	1	2018

COMPLETE GAMES

Dallas Keuchel (AL).....	5	2014
--------------------------	---	------

STRIKEOUTS

J.R. Richard.....	303	1978
J.R. Richard.....	313	1979
Mike Scott.....	306	1986
Nolan Ryan.....	270	1987
Nolan Ryan.....	228	1988
Justin Verlander (AL).....	290	2018
Gerrit Cole (AL).....	326	2019

VICTORIES

Joe Niekro*.....	21	1979
Mike Scott.....	20	1989
Mike Hampton.....	22	1999
Roy Oswalt.....	20	2004
Dallas Keuchel (AL).....	20	2015
Justin Verlander (AL).....	21	2019

WINNING PERCENTAGE

Mark Portugal.....	.818 (18-4).....	1993
Mike Hampton.....	.846 (22-4).....	1999
^Roy Oswalt.....	.824 (14-3).....	2001
Roger Clemens.....	.818 (18-4).....	2004
Charlie Morton (AL).....	.833 (15-3).....	2018

APPEARANCES

Juan Agosto.....	82	1990
Joe Boever.....	81	1992

WALKS

Jerry Reuss.....	117	1973
J.R. Richard.....	138	1975
J.R. Richard.....	151	1976
J.R. Richard.....	141	1978
Nolan Ryan.....	98	1980
Nolan Ryan.....	109	1982
Darryl Kile.....	82	1994
Lucas Harrell (AL).....	88	2013

HIT BATSMEN

	NO.	YEAR
Jack Billingham.....	16	1971
Jerry Reuss.....	10	1972
Nolan Ryan.....	8	1982
Darryl Kile.....	15	1993
Darryl Kile*.....	16	1996
Charlie Morton, Mike Fiers (AL)*.....	13	2017
Charlie Morton (AL)*.....	16	2018

HOME RUNS ALLOWED

Jose Lima.....	48	2000
Woody Williams.....	35	2007
Brandon Backe.....	36	2008

RUNS ALLOWED

Bob Knepper*.....	119	1985
Jose Lima.....	152	2000

EARNED RUNS ALLOWED

Jose Lima.....	145	2000
Brandon Backe.....	112	2008

WINS ABOVE REPLACEMENT

Mike Scott.....	8.4	1986
Roger Clemens.....	7.8	2005
Roy Oswalt.....	6.7	2007
Dallas Keuchel (AL).....	6.7	2015
Gerrit Cole (AL).....	7.4	2019

WHIP

Ken Forsch.....	1.069	1979
Don Sutton.....	1.015	1981
Mike Scott.....	0.923	1986
Danny Darwin.....	1.027	1990
Dallas Keuchel (AL).....	1.017	2015
Justin Verlander (AL).....	0.902	2018
Justin Verlander (AL).....	0.803	2019

SAVES

Hal Woodeshick.....	23	1964
Fred Gladding.....	29	1969
Jose Valverde.....	44	2008
Roberto Osuna (AL).....	38	2019

INNINGS PITCHED

Mike Scott.....	275.1	1986
Dallas Keuchel (AL).....	232.0	2015
Justin Verlander (AL).....	223.0	2019

* Tied for lead, ^-denotes Rookie

+NL Leaders unless otherwise indicated

HOUSTON 20-GAME WINNERS

	W-L	ERA	IP	H	R	ER	BB	SO
1969	Larry Dierker	20-13	2.33	305.1	240	97	79	232
1976	J.R. Richard	20-15	2.75	291.0	221	105	89	214
1979	Joe Niekro	21-11	3.00	263.2	221	102	88	119
1980	Joe Niekro	20-12	3.55	256.0	268	119	101	127
1989	Mike Scott	20-10	3.10	229.0	180	87	79	62
1999	Mike Hampton	22-4	2.90	239.0	206	86	77	177
1999	Jose Lima	21-10	3.58	246.1	256	108	98	187
2004	Roy Oswalt	20-10	3.49	237.0	233	100	92	206
2005	Roy Oswalt	20-12	2.94	241.2	243	85	79	184
2015	Dallas Keuchel	20-8	2.48	232.0	185	68	64	216
2019	Gerrit Cole	20-5	2.50	212.1	142	66	59	326
2019	Justin Verlander	21-6	2.58	223.0	137	66	64	300

NO-HIT GAMES

BY HOUSTON PITCHERS: 11

1963	Don Nottebart vs. Philadelphia, May 17	4-1
	Catcher: John Bateman	
1964	Ken Johnson vs. Cincinnati, April 23	Lost 1-0
	Catcher: Jerry Grote	
1967	Don Wilson vs. Atlanta, June 18	2-0
	Catcher: Dave Adlesh	
1969	Don Wilson at Cincinnati, May 1	4-0
	Catcher: Don Bryant	
1976	Larry Dierker vs. Montreal, July 9	6-0
	Catcher: Ed Herrmann	
1979	Ken Forsch vs. Atlanta, April 7	6-0
	Catcher: Alan Ashby	
1981	Nolan Ryan vs. Los Angeles, Sept. 26	5-0
	Catcher: Alan Ashby	
1986	Mike Scott vs. San Francisco, Sept. 25	2-0
	Catcher: Alan Ashby	
1993	Darryl Kile vs. New York, Sept. 8	7-1
	Catcher: Scott Servais	
2003	Oswalt, Munro, Saarloos, Lidge, Dotel, Wagner at New York (AL), June 11	8-0
	Catcher: Brad Ausmus	
2015	Mike Fiers vs. Los Angeles (NL), Aug. 21	3-0
	Catcher: Jason Castro	
2019	Sanchez, Harris, Biagini, Devenski vs. Seattle, Aug. 3	9-0
	Catcher: Martín Maldonado	
2019	Verlander at Toronto, Sept. 1	2-0
	Catcher: Robinson Chirinos	

PITCHED AGAINST HOUSTON: 5

1963	Juan Marichal at San Francisco, June 15	1-0
	Catcher: Ed Bailey	
1969	Jim Maloney at Cincinnati, April 30	10-0
	Catcher: Johnny Bench	
1997	Francisco Cordova (9.0)/Ricardo Rincon (1.0) at Pittsburgh, July 12	3-0
	Catcher: Jason Kendall	
2008	CHI's (NL) Carlos Zambrano (9.0) at Miller Park in Milwaukee, Sept. 14	5-0
	Catcher: Geovany Soto	
2012	Matt Cain (perfect game) at San Francisco, June 13	10-0
	Catcher: Buster Posey	

ALL-TIME TRIPLE PLAYS

BY HOUSTON

DATE	OPP	BATTER	PLAYERS INVOLVED
7/16/71	NYM	C. Jones	Morgan/Metzger/Rader
9/17/71	CIN	Chaney	Morgan/Metzger/Mayberry
4/6/78	@CIN	Driessen	Sambito/Ferguson/Metzger Cabell/Metzger
4/21/78	@LAD	Cey	Watson/Metzger
9/15/87	@LAD	Garner	Doran/Reynolds/Davis
9/21/90	@ATL	Cabrera	Caminiti/Rohde/Simms
4/16/91	@ATL	Heath	Caminiti/Candaele/Bagwell
8/4/91	LAD	Griffin	Simms/Caminiti/Cedeno
8/19/04	@PHI	Pratt	Ensborg/Kent/Lamb
5/23/15	@DET	Kinsler	Villar/Altuve/Carter

BY OPPONENTS

DATE	OPP	BATTER	PLAYERS INVOLVED
5/17/64	PHI	Grote	Hernstein/Wine/Hernstein/Triandos
4/15/65	@NYM	Wynn	Lewis/Cannizzaro/McMillian
5/30/69	@PIT	Edwards	Oliver/Mazeroski/Oliver/ Sanguillen
6/3/72	@MON	Helms	Humphrey/Bailey/Jorgensen/Bailey
5/8/77	@STL	Crawford	Tyson/Kessinger/Hernandez
8/16/88	@STL	Pankovits	Pendleton/Oquendo/Pagnozzi
4/9/89	SD	Caminiti	Salazar/Alomar/Clark/Parent
5/18/16	@CWS	Springer	Frazier/Lawrie/Abreu
4/19/18	@SEA	Gattis	Seager/Canó/Vogelbach
5/22/19	vs. CWS	Marisnick	Moncada/Sanchez/Abreu



2020 & ALL-TIME MONTH-BY-MONTH

Month	2019		All-Time High			All-Time Low			All-Time Total	
	W-L	PCT	W-L	PCT	Year	W-L	PCT	Year	W-L	PCT
April			13-5	.722	1980	4-20	.167	1969	614-655	.484
May			20-6	.769	1969	9-20	.310	2010	785-830	.486
June			20-8	.714	1979	8-21	.276	1975	775-799	.492
July	4-3	.571	22-7	.759	2005	3-24	.111	2012	764-788	.492
Aug.	15-11	.577	22-7	.759	1998	5-22	.185	2012	850-808	.513
Sept.	10-17	.370	21-6	.778	2018	7-20	.259	2013	781-763	.506
Oct.	--	--	5-0	1.000	1986	0-3	.000	1972	57-47	.548

HOUSTON DOUBLEHEADERS ALL-TIME

	HOME	ROAD	TOTAL
	W-L-S	W-L-S	W-L-S
Atlanta	5-1-4	4-11-4	9-12-8
Baltimore	0-0-0	1-0-0	1-0-0
Chicago (AL)	0-0-0	0-0-1	0-0-1
Chicago (NL)	3-0-3	4-6-9	7-6-12
Cincinnati	2-0-3	3-10-15	5-10-18
Colorado	0-0-0	0-2-0	0-2-0
Florida	0-0-1	0-0-0	0-0-1
Los Angeles (AL)	0-0-1	0-1-0	0-1-1
Los Angeles (NL)	0-3-0	2-4-1	2-7-1
Milwaukee	0-0-0	0-1-0	0-1-0
Minnesota	0-0-0	1-0-0	1-0-0
Montreal	0-0-1	2-2-4	2-2-5
New York (AL)	0-0-0	0-0-1	0-0-1
New York (NL)	5-0-2	8-10-12	13-10-14
Oakland	1-0-0	0-1-1	1-1-1
Philadelphia	2-3-1	0-5-5	2-8-6
Pittsburgh	0-2-2	4-9-10	4-11-12
St. Louis	1-0-3	0-2-6	1-2-9
San Diego	4-1-4	4-4-5	8-5-9
San Francisco	0-1-7	3-9-11	3-10-18
TOTALS	23-11-32	35-77-85	58-88-117

TABLE OF CONTENTS

PLAYERS

PLAYER DEVELOPMENT

2020 REVIEW

OPPONENTS

HISTORY AND RECORDS

SPRING TRAINING

MEDIA INFORMATION

MINUTE MAID PARK

SWEEPS

MOST RECENT ASTROS SWEEPS IN HOUSTON

TEAM	2 GAMES	3 GAMES	4 GAMES
ARI	6/11-12/14	---	---
ATL	5/9-10/17	9/28-30/90	8/2-5/90
BAL	---	4/2-4/18	---
BOS	---	7/21-23/15	---
CHC	---	5/21-23/12	6/4-6/76
CIN	---	8/30-9/1/05	7/7-10/03
COL	8/17-18/20	6/20-22/05	---
CWS	---	---	7/5-8/18
DET	---	5/13-15/19	---
KC	---	6/29-7/1/15	---
LAA	7/22-24/16	8/23-25/19	---
LAD	---	8/21-23/15	6/1-4/89
MIA/FLA	---	5/2-4/03	---
MIL	---	7/30-8/1/10	8/10-13/98
MIN	---	9/3-5/18	---
NYM	---	9/2-3/17	6/24-27/65
NYJ	---	4/8-10/19	---
OAK	---	4/5-7/19	---
PHI	---	7/25-27/05	9/4-7/09
PIT	---	8/29-31/11	9/8-11/08
SD *	---	5/8-10/09	8/2-5/85
SEA	---	8/14-16/20	9/5-8/19
SF	5/22-23/18	7/17-19/98	8/11-14/08
STL	---	8/30-9/1/10	9/21-9/24/06
TB	---	6/6-8/03	---
TEX	9/17-18/19	7/19-21/19	5/9-12/19
TOR	---	6/10-12/05	5/14-17/15
WSH/MON	---	8/3-5/01	7/24-27/97

*Houston swept a five-game series from San Diego in Houston from 6/19-22/69

LAST TIME ASTROS WERE SWEEPED AT HOME

TEAM	2 GAMES	3 GAMES	4 GAMES
ARI	---	8/17-19/12	---
ATL	---	6/10-12/11	7/16-19/92
BAL	---	6/3-5/03	---
BOS	---	7/1-3/11	---
CHC	---	8/14-16/06	6/14-17/04
CLE	---	5/19-21/17	---
CIN	---	9/16-18/13	6/24-27/99
DET	---	---	5/2-5/13
KC	---	4/15-17/14	---
LAA	---	6/28-30/13	---
LAD	7/28-29/20	---	---
MIA	---	7/25-27/14	---
MIL	---	9/2-4/11	---
NYJ	---	9/27-29/13	---
NYM	---	4/6-8/84	---
OAK	---	5/24-26/13	---
PHI	---	4/9-11/10	---
PIT	---	6/14-16/11	4/7-10/83
STL	8/16-17/16	7/7-9/06	6/3-6/68
SD	---	5/21-23/01	---
SF	---	8/28-30/12	7/25-27/75
SEA	---	6/30-7/2/14	8/9-12/18
TB	---	6/24-26/11	---
TEX	---	7/27-29/18	8/9-12/13
WSH/MON	4/29-30/14	8/8-10/95	8/6-9/12

MOST RECENT ASTROS SWEEPS ON THE ROAD

TEAM	2 GAMES	3 GAMES	4 GAMES
ARI	5/30-31/16	6/2-4/95	6/19-21/64**
ATL	7/4-5/17	6/2-4/95	6/19-21/64**
CHC	---	5/30-6/01/11	---
CIN	---	8/30-9/1/04	6/7-10/08
COL	8/19-20/20	---	---
CWS	---	4/20-22/18	---
DET	---	5/13-15/19	---
KC	---	9/13-15/19	---
LAA	5/4-5/19	8/24-26/18	5/31-6/3/13
LAD	---	5/9-11/08	---
MIA/FLA	---	5/15-17/17	---
MIN	---	5/29-31/17	---
NYM	---	4/9-11/93	9/13-15/63
OAK	4/14/17	5/31-6/2/19	6/19-22/17
PHI	---	9/25-27/06	8/23-26/10
PIT	---	8/25-27/06	7/18-20/05
STL	6/14-15/16	5/11-13/10	---
SD	---	4/27-29/15	8/14-17/80
SEA	9/24-25/19	9/4-6/17	---
SF	8/6-7/18	9/18-20/01	---
TEX	7/3-4/18	9/25-27/17	6/7-10/18
WSH/MON	---	5/4-6/01	---

LAST TIME ASTROS WERE SWEEPED ON THE ROAD

TEAM	2 GAMES	3 GAMES	4 GAMES
ARI	---	8/28-30/09	7/20-22/12
ATL	---	8/3-5/12	5/5-8/05
BAL	---	6/17-19/08	---
BOS	---	---	4/25-28/13
CHC	---	6/29-7/1/12	6/23-25/67
CIN	---	6/17-19/19	5/21-24/04
CLE	---	---	9/19-22/13
COL	---	8/22-24/11	5/28-31/12
CWS	---	8/8-10/17	---
DET	---	7/29-31/16	---
KC	---	6/7-9/13	---
LAA	---	---	9/4-6/20
LAD	---	8/12-14/11	6/14-17/84
MIA/FLA	---	9/16-18/08	7/7-10/11
MIL	---	7/30-8/1/12	---
MIN	---	8/2-4/13	---
NYJ	---	6/11-13/10	---
NYM	---	10/2-4/09	6/2-5/75
OAK	---	8/7-9/20	9/8-10/17
PHI	---	8/5-7/14	---
PIT	---	4/24-26/07	7/2-7/512
SD	---	8/21-23/20	8/6-9/92
SF	---	7/13-15/12	6/20-22/86
STL	---	9/18-20/12	8/18-21/83
TB	---	7/10-12/15	---
TEX	---	4/19-21/16	9/14-17/15
TOR	---	6/5-7/15	---
WSH/MON	6/17-18/14	5/19-21/00	---



TEAM YEAR-BY-YEAR RESULTS

YEAR	WON	..LOSTPCTPOSGBMANAGER
1962	64	96	.400	8	36.5	Harry Craft
1963	66	96	.407	9	33.0	Harry Craft
1964	66	96	.407	9	27.0	Harry Craft (61-88 28 GB) Luman Harris (5-8)
1965	65	97	.401	9	32.0	Luman Harris
1966	72	90	.444	8	23.0	Grady Hatton
1967	69	93	.426	9	32.5	Grady Hatton
1968	72	90	.444	10	25.0	Grady Hatton (23-38 14 GB) Harry Walker (49-52)
1969*	81	81	.500	5*	12.0	Harry Walker
1970	79	83	.488	4	23.0	Harry Walker
1971	79	83	.488	T-4	11.0	Harry Walker
1972	84	69	.549	2	10.5	Harry Walker (67-54 9 GB) Salty Parker (1-0) Leo Durocher (16-15)
1973	82	80	.506	4	17.0	Leo Durocher
1974	81	81	.500	4	21.0	Preston Gomez
1975	64	97	.398	6	43.5	Preston Gomez (47-80, 38 GB) Bill Virdon (17-17)
1976	80	82	.494	3	22.0	Bill Virdon
1977	81	81	.500	3	17.0	Bill Virdon
1978	74	88	.457	5	21.0	Bill Virdon
1979	89	73	.549	2	1.5	Bill Virdon
1980	93	70	.571	1	+1	Bill Virdon
1981**	28	29	.491	3	8	Bill Virdon
1982	33	20	.623	1	+1	Bill Virdon Bob Lillis (49-62, 13 GB) Bob Lillis (28-23)
1983	85	77	.525	3	6.0	Bob Lillis
1984	80	82	.494	T-2	12.0	Bob Lillis
1985	83	79	.512	T-3	12.0	Bob Lillis
1986	96	66	.593	1	+10	Hal Lanier
1987	76	86	.469	3	14.0	Hal Lanier
1988	82	80	.506	5	12.5	Hal Lanier
1989	85	76	.531	3	6.0	Art Howe
1990	75	87	.463	T-4	16.0	Art Howe
1991	65	97	.401	6	29.0	Art Howe
1992	81	81	.500	4	17.0	Art Howe
1993	85	77	.525	3	19.0	Art Howe
1994***	66	49	.574	2	0.5	Terry Collins
1995	76	68	.528	2	9.0	Terry Collins
1996	82	80	.506	2	6.0	Terry Collins
1997	84	78	.519	1	+5.0	Larry Dierker
1998	102	60	.630	1	+12.5	Larry Dierker
1999	97	65	.599	1	+1.5	Larry Dierker
2000	72	90	.444	4	23.0	Larry Dierker
2001	93	69	.574	T-1	***0	Larry Dierker
2002	84	78	.519	2	13.0	Jimy Williams
2003	87	75	.537	2	1.0	Jimy Williams
2004#	92	70	.568	2	13.0	Jimy Williams (44-44, 10.5 GB) Phil Garner (48-26)
2005#	89	73	.549	2	11.0	Phil Garner
2006	82	80	.506	2	1.5	Phil Garner
2007	73	89	.451	4	12.0	Phil Garner (58-73, 9 GB) Cecil Cooper (15-16)
2008	86	75	.534	3	11.0	Cecil Cooper
2009	74	88	.457	5	17.0	Cecil Cooper (70-79, 16.5 GB) Dave Clark (4-9)
2010	76	86	.469	4	15.0	Brad Mills
2011	56	106	.346	6	40.0	Brad Mills
2012	55	107	.340	6	42.0	Brad Mills (39-82, 27.5 GB) Tony DeFrancesco (16-25)
2013	51	111	.315	5	45.0	Bo Porter
2014	70	92	.432	4	28.0	Bo Porter (59-79, 25 GB) Tom Lawless (11-13)
2015#	86	76	.531	2	2.0	AJ Hinch
2016	84	78	.519	3	11.0	AJ Hinch
2017^S	101	61	.623	1	(21.0)	AJ Hinch
2018^	103	59	.636	1	(6.0)	AJ Hinch
2019^	107	55	.660	1	(10.0)	AJ Hinch
2020#	29	31	.483	2	7.0	Dusty Baker
Totals	4630	..4697 496			

MANAGERIAL CAREER RECORDS

1. Bill Virdon 544-522 (.510) (1975-82)
2. AJ Hinch 481-329 (.594) (2015-19)
3. Larry Dierker 435-348 (.556) (1997-01)
4. Art Howe 392-418 (.484) (1989-1993)
5. Harry Walker 355-353 (.501) (1968-72)
6. Phil Garner 277-252 (.524) (2004-2007)
7. Bob Lillis 276-261 (.514) (1982-85)
8. Hal Lanier 254-232 (.523) (1986-88)
9. Terry Collins 224-197 (.532) (1994-96)
10. Jimy Williams 215-197 (.522) (2002-04)
11. Harry Craft 191-280 (.406) (1962-64)
12. Cecil Cooper 171-170 (.501) (2007-09)
13. Brad Mills 171-274 (.384) (2010-12)
14. Grady Hatton 164-221 (.426) (1966-68)
15. Preston Gomez 128-161 (.443) (1974-75)
16. Bo Porter 110-190 (.367) (2013-14)
17. Leo Durocher 98-95 (.508) (1972-73)
18. Luman Harris 70-105 (.400) (1964-65)
19. Dusty Baker 29-31 (.483) (2020)

** Salty Parker was 1-0 as the interim manager in 1972.
 ** Cecil Cooper was 15-16 as the interim manager in 2007.
 ** Dave Clark was 4-9 as the interim manager in 2009.
 ** Tony DeFrancesco was 16-25 as the interim manager in 2012.
 ** Tom Lawless was 11-13 as the interim manager in 2014.

CHART SYMBOLS

- *Start of Divisional Play (NL West)
- **1981 Totals Reflect 1st & 2nd Half Standings
- ***Divisional Realignment (NL Central)
- ****Tied St. Louis for first place in NL Central
- #Earned Wild Card Berth
- ^Won AL West

SWon World Series

TABLE OF CONTENTS

PLAYERS

PLAYER DEVELOPMENT

2020 REVIEW

OPPONENTS

HISTORY AND RECORDS

SPRING TRAINING

MEDIA INFORMATION

MINUTE MAID PARK

BEST WON/LOST RECORDS BY GAME

G	W-L..... YEAR(S)	G	W-L..... YEAR(S)	G	W-L..... YEAR(S)
1	1-0..... (30 times)	62	43-19..... 2017	123	78-45..... 2019
2	2-0..... (16 times)	63	44-19..... 2017	124	78-46..... 2019
3	3-0..... (7 times)	64	44-20..... 2017	125	79-46..... 2019
4	4-0..... (68,87,01)	65	44-21..... (17,19)	126	80-46..... 2019
5	5-0..... 1987	66	44-22..... (17, 19)	127	81-46..... 2019
6	6-0..... 1987	67	45-22..... (17,19)	128	81-47..... 2019
7	6-1..... (87,88,18)	68	46-22..... 2019	129	82-47..... 2019
8	7-1..... 1988	69	46-23..... (17,19)	130	83-47..... 2019
9	7-2..... (72,80,87,88,03,18)	70	47-23..... 2019	131	84-47..... 2019
10	8-2..... (72,18)	71	48-23..... 2019	132	85-47..... 2019
11	9-2..... (72,18)	72	48-24..... (17,19)	133	86-47..... 2019
12	9-3..... (72,18)	73	49-24..... 2017	134	87-47..... 2019
13	9-4..... (8 times)	74	50-24..... 2017	135	87-48..... 2019
14	10-4..... (72,79,86,88,06,18)	75	50-25..... 2017	136	88-48..... 2019
15	11-4..... (72,79)	76	51-25..... 2017	137	88-49..... 2019
16	12-4..... 1979	77	52-25..... 2017	138	89-49..... 2019
17	12-5..... (7 times)	78	52-26..... 2017	139	90-49..... 2019
18	13-5..... (79,80,86,06)	79	53-26..... 2017	140	90-50..... 2019
19	14-5..... (79,80)	80	54-26..... 2017	141	91-50..... 2019
20	14-6..... (79,80,86,06,17)	81	54-27..... 2017	142	92-50..... 2019
21	15-6..... (79,80,86,06)	82	55-27..... 2017	143	93-50..... 2019
22	16-6..... 1980	83	56-27..... 2017	144	94-50..... 2019
23	16-7..... (80,15,18)	84	57-27..... 2017	145	95-50..... 2019
24	17-7..... (80,15)	85	58-27..... 2017	146	95-51..... 2019
25	18-7..... 2015	86	58-28..... 2017	147	95-52..... 2019
26	18-8..... 2015	87	59-28..... 2017	148	95-53..... (98, 19)
27	18-9..... (80,06,15,17)	88	59-29..... 2017	149	96-53..... (98, 19)
28	19-9..... (06,17)	89	60-29..... 2017	150	97-53..... 2019
29	19-10..... (7 times)	90	61-29..... 2017	151	98-53..... 2019
30	20-10..... (73,17,18)	91	61-30..... 2017	152	99-53..... 2019
31	20-11..... (73,98,04,15,17,18)	92	62-30..... 2017	153	100-53..... 2019
32	21-11..... (73,04,17)	93	62-31..... 2017	154	101-53..... 2019
33	22-11..... (73,17)	94	63-31..... 2017	155	101-54..... 2019
34	23-11..... 2017	95	63-32..... 2017	156	102-54..... 2019
35	24-11..... 2017	96	64-32..... 2017	157	103-54..... 2019
36	25-11..... 2017	97	65-32..... 2017	158	104-54..... 2019
37	25-12..... 2017	98	65-33..... 2017	159	104-55..... 2019
38	26-12..... 2017	99	66-33..... 2017	160	105-55..... 2019
39	27-12..... 2017	100	67-33..... 2017	161	106-55..... 2019
40	28-12..... 2017	101	67-34..... 2017	162	107-55..... 2019
41	29-12..... 2017	102	68-34..... 2017	163	93-70..... 1980
42	29-13..... 2017	103	68-35..... 2017		
43	29-14..... 2017	104	68-36..... 2017		
44	29-15..... (17, 19)	105	69-36..... 2017		
45	30-15..... (17, 19)	106	69-37..... 2017		
46	31-15..... (17, 19)	107	69-38..... 2017		
47	31-16..... (17, 19)	108	69-39..... (17,19)		
48	32-16..... (17, 19)	109	70-39..... 2017		
49	33-16..... (17,19)	110	70-40..... (17, 19)		
50	34-16..... 2017	111	71-40..... (17,19)		
51	35-16..... 2017	112	72-40..... 2019		
52	36-16..... 2017	113	73-40..... 2019		
53	37-16..... 2017	114	74-40..... 2019		
54	38-16..... 2017	115	75-40..... 2019		
55	39-16..... 2017	116	76-40..... 2019		
56	40-16..... 2017	117	77-40..... 2019		
57	41-16..... 2017	118	77-41..... 2019		
58	42-16..... 2017	119	78-41..... 2019		
59	42-17..... 2017	120	78-42..... 2019		
60	42-18..... 2017	121	78-43..... 2019		
61	43-18..... 2017	122	78-44..... 2019		

SLOWEST STARTS

G	W-L	YR.
1	0-1	(28 times)
2	0-2	(18 times)
3	0-3	(12 times)
4	0-4	(69,78,81,83,90,07,10,11)
5	0-5	(69,78,83,10,11)
6	0-6	(83,10)
7	0-7	(83,10)
8	0-8	(83,10)
9	*0-9	(83)

*won 10th game in 1983



ASTROS ATTENDANCE RECORDS

Season: Home.....	3,087,872.....	2004
Season: Road.....	2,647,485.....	2007
Season: Home and Road.....	5,667,890.....	2007
Opening Day: Home.....	51,668.....	April 6, 1999..... Chicago (NL)
Single Game: Home.....	54,037.....	September 28, 1999..... Cincinnati
Doubleheader: Home.....	45,115.....	August 4, 1979..... Atlanta
Day-Night Doubleheader: Home		
Day.....	30,738	
Night.....	42,595	
Total.....	73,333	July 24, 1965..... Cincinnati
Night Game: Home.....	54,037.....	September 28, 1999..... Cincinnati
Day Game: Home.....	52,493.....	September 12, 1998..... St. Louis
Weekday Game: Home.....	54,037.....	September 28, 1999..... Cincinnati
Weekday Day Game: Home (non-opener).....	43,727.....	July 1, 1999..... St. Louis
Largest: Home.....	54,037.....	September 28, 1999..... Cincinnati
Largest: Road.....	60,864.....	June 12, 1993..... Colorado
Smallest: Home.....	0.....	*May 12, 1995..... Philadelphia
Smallest: Astrodome.....	0.....	*May 12, 1995..... Philadelphia
Smallest: Road.....	737.....	September 8, 1975..... Atlanta
Largest Single Home Stand.....	446,087.....	May 17-June 1, 1965 16 dates

* zero tickets sold; all were given away free.

TABLE OF CONTENTS

PLAYERS

PLAYER DEVELOPMENT

2020 REVIEW

OPPONENTS

HISTORY AND RECORDS

SPRING TRAINING

MEDIA INFORMATION

MINUTE MAID PARK

YEAR-BY-YEAR HOUSTON ATTENDANCE DATA

YEAR	HOME	ROAD	TOTAL	YEAR	HOME	ROAD	TOTAL
1962	924,456	925,345	1,849,801	1992	1,211,412	1,946,653	3,158,065
1963	719,502	765,720	1,485,222	1993	2,084,546	2,421,566	4,506,112
1964	725,773	853,254	1,579,027	1994	1,561,136	1,701,925	3,263,061
1965	2,151,470	952,749	3,104,219	1995	1,363,801	1,650,552	3,014,353
1966	1,872,108	1,109,584	2,981,692	1996	1,975,888	2,030,978	4,006,866
1967	1,348,303	1,088,450	2,436,753	1997	2,046,781	2,115,796	4,162,577
1968	1,312,887	877,059	2,189,946	1998	2,450,451	2,235,431	4,685,882
1969	1,442,995	913,628	2,356,623	1999	2,706,017	2,056,636	4,762,653
1970	1,253,444	1,155,731	2,409,175	2000	3,056,139	2,446,596	5,502,735
1971	1,261,589	1,186,238	2,447,827	2001	2,904,820	2,344,425	5,248,705
1972	1,469,247	1,261,515	2,730,762	2002	2,517,357	2,241,224	4,758,581
1973	1,394,004	1,239,188	2,633,192	2003	2,454,241	2,223,645	4,677,886
1974	1,090,728	1,214,237	2,304,965	2004	3,087,872	2,461,031	5,548,903
1975	858,002	1,161,573	2,019,575	2005	2,804,760	2,451,857	5,256,617
1976	886,146	1,211,254	2,097,400	2006	3,022,763	2,550,582	5,573,345
1977	1,109,560	1,505,319	2,614,879	2007	3,020,405	2,647,485	5,667,890
1978	1,126,145	1,417,063	2,543,208	2008	2,779,487	2,607,999	5,387,486
1979	1,900,312	1,588,414	3,488,726	2009	2,521,076	2,483,853	5,004,929
1980	2,278,217	1,838,719	4,116,936	2010	2,331,490	2,581,130	4,912,620
1981	1,321,282	1,168,379	2,489,661	2011	2,067,016	2,315,654	4,382,670
1982	1,558,555	1,585,541	3,144,096	2012	1,607,733	2,487,476	4,095,209
1983	1,351,962	1,640,827	2,992,789	2013	1,656,443	2,236,523	3,892,966
1984	1,229,862	1,526,616	2,756,478	2014	1,749,806	2,202,540	3,952,346
1985	1,184,314	1,645,925	2,830,239	2015	2,153,585	2,277,838	4,431,423
1986	1,734,276	1,816,220	3,550,496	2016	2,306,623	2,271,334	4,577,957
1987	1,909,902	1,894,294	3,804,196	2017	2,403,671	2,186,572	4,590,243
1988	1,933,505	1,909,916	3,843,421	2018	2,980,549	2,307,384	5,287,933
1989	1,834,908	1,996,660	3,831,568	2019	2,857,367	2,104,192	4,961,559
1990	1,310,927	1,831,131	3,142,058	2020	0	0	0
1991	1,196,152	2,039,738	3,235,890	TOTALS	107,373,768	104,909,164	212,282,392

MONTHLY ATTENDANCE RECORDS

April.....	574,763.....	2018.....	16 dates
May.....	641,054.....	2004.....	17 dates
June.....	617,990.....	2008.....	16 dates
July.....	603,102.....	2001.....	16 dates
August.....	572,262.....	2000.....	16 dates
September.....	573,129.....	2000.....	16 dates
October.....	154,886.....	1999.....	3 dates

TEAM HOME SERIES ATTENDANCE RECORDS

TEAM	2-GAME SERIES	3-GAME SERIES	4-GAME SERIES
Arizona	57,776 June 11-12, 2014	128,454 July 28-30, 2006	143,090 July 26-29, 2004
Atlanta	64,808 Aug. 25-26, 1998	130,458 Sept. 28-20, 2007	170,447 July 18-21, 1996
Baltimore	--	110,454 April 2-4, 2018	108,007 May 29-June 1, 2014
Boston	--	127,466 June 27-29, 2008	139,973 May 31-June 3, 2018
Chicago (AL)	--	119,604 June 2-4, 2000	154,330 July 5-8, 2018
Chicago (NL)	58,035 May 6-7, 2009	155,697 Sept. 25-27, 1998	172,390 July 21-23, 2001
Cincinnati	106,279 Sept. 28-29, 1999	133,079 Sept. 21-23, 1979	167,915 May 12-15, 2000
Cleveland	--	125,708 July 18-20, 1999	82,696 Sept. 19-22, 2013
Colorado	78,809 Aug. 6-7, 2019	128,072 Oct. 1-3, 2004	163,729 June 28-July 1, 2007
Detroit	--	118,703 July 13-15, 2018	77,837 May 2-5, 2013
Florida/Miami	68,771 April 16-17, 2007	116,519 Aug. 27-29, 1999	129,240 Sept. 12-15, 2005
Kansas City	--	121,208 June 22-24, 2018	--
Los Angeles (AL)	33,080 Sept. 2-3, 2014	125,046 Sept. 21-23, 2018	149,174 Aug. 30-Sept. 2, 2018
Los Angeles (NL)	72,178 Sept. 9-10, 1980	154,886 Oct. 1-3, 1999	167,072 Aug. 5-8, 1988
Milwaukee	75,960 June 11-12, 2019	125,250 Aug. 10-12, 2007	143,546 Sept. 6-9, 2001
Minnesota	50,325 June 22-23, 1998	117,297 July 14-16, 2017	--
New York (AL)	--	129,669 June 13-15, 2008	139,485 June 25-28, 2015
New York (NL)	51,878 May 13-14, 1987	121,784 Sept. 1-3, 2006	172,835 July 28-31, 2005
Oakland	--	113,260 April 27-29, 2018	142,905 July 9-12, 2018
Philadelphia	30,486 May 27-28, 1969	123,604 Sept. 15-17, 2006	156,154 May 22-25, 2008
Pittsburgh	52,071 June 18-19, 1965	128,035 June 20-22, 1980	150,685 Sept. 14-17, 2000
St. Louis	88,149 July 9-10, 2013	157,017 Sept. 11-13, 1998	169,840 July 6-9, 2006
San Diego	62,034 April 21-22, 2008	129,973 Aug. 11-13, 2006	155,715 July 26-29, 2007
San Francisco	70,419 Sept. 24-25, 1986	130,922 Oct. 2-4, 2001	135,447 May 12-15, 2005
Seattle	66,007 June 5-6, 2018	121,315 June 15-17, 2007	155,148 Aug. 9-12, 2018
Tampa Bay	--	114,974 June 18-20, 2018	97,265 July 31- Aug. 3, 2017
Texas	81,179 June 28-29, 2002	129,725 June 15-17, 2001	136,556 May 9-12, 2019
Toronto	--	117,537 Aug. 4-6, 2017	114,227 July 25-28, 2013
Washington*	48,568 April 29-30, 2014	117,783 Aug. 4-6, 2006	132,877 Aug. 20-23, 2007

*-includes franchise history as Montreal Expos.



ASTROS ATTENDANCE RECORDS IN HOUSTON

	Largest	Smallest	Largest Season
Arizona	43,386 - 7/29/06	14,923 - 8/19/12	134,681 - 1999
Atlanta	51,526 - 5/16/98	2,600 - 10/1/85	252,479 - 2000
Baltimore	42,675 - 4/2/18	14,644 - 6/6/13	110,454 - 2018
Boston	43,073 - 6/28/08	21,620 - 8/6/13	139,973 - 2018
Chicago (AL)	41,654 - 7/8/18	13,870 - 6/17/13	154,338 - 2018
Chicago (NL)	52,199 - 8/16/98	3,427 - 6/9/75	421,765 - 2001
Cincinnati	54,037 - 9/28/99	3,317 - 9/4/73	323,617 - 1980
Cleveland	50,299 - 7/18/99	16,417 - 9/18/14	125,708 - 1999
Colorado	43,279 - 10/2/04	11,974 - 5/28/13	167,297 - 1994
Detroit	41,177 - 7/17/99	16,624 - 5/2/13	118,703 - 2018
Florida/Miami	43,666 - 4/3/06	11,238 - 6/5/95	148,162 - 1996
Kansas City	42,585 - 7/8/00	12,302 - 5/22/13	121,208 - 2018
Los Angeles (AL)	43,264 - 9/21/19	12,906 - 5/8/13	370,060 - 2018
Los Angeles (NL)	52,062 - 10/2/99	5,323 - 9/25/64	347,332 - 1965
Milwaukee	43,578 - 8/12/07	13,330 - 6/18/13	368,853 - 2004
Minnesota	43,769 - 6/22/06	13,500 - 9/3/13	117,297 - 2017
New York (AL)	43,409 - 6/14/08	23,145 - 4/2/14	139,485 - 2015
New York (NL)	44,540 - 4/26/80	1,638 - 9/8/62	256,403 - 1965
Oakland	43,171 - 8/27/18	14,094 - 8/25/14	365,458 - 2018
Philadelphia	52,071 - 8/7/98	2,231 - 9/21/63	128,899 - 1965
Pittsburgh	48,176 - 4/21/79	2,782 - 9/26/63	362,542 - 2004
St. Louis	52,493 - 9/12/98	2,551 - 4/23/63	331,409 - 2004
San Diego	43,591 - 8/12/06	3,044 - 9/7/74	226,301 - 1999
San Francisco	49,035 - 6/19/93	3,621 - 9/9/85	282,319 - 1989
Seattle	43,144 - 9/17/18	11,686 - 4/24/13	331,243 - 2018
Tampa Bay	43,409 - 6/20/18	12,722 - 7/1/13	114,974 - 2018
Texas	43,277 - 6/17/01	3,385 - 8/31/17 (game played at TB)	341,040 - 2018
Toronto	42,174 - 6/16/19	17,423 - 7/31/14	117,537 - 2017
Washington/Montreal	46,215 - 4/29/78	6,195 - 6/13/77	182,989 - 1999

ASTROS ATTENDANCE RECORDS ON THE ROAD

	Largest	Smallest	Largest Season
Arizona	44,076 - 9/6/98	15,556 - 5/30/16	251,765 - 1998
Atlanta	49,402 - 5/24/94	737 - 9/8/75	362,889 - 1992
Baltimore	45,944 - 5/11/14	16,401 - 5/27/15	123,817 - 2016
Boston	38,065 - 8/14/14	29,312 - 4/26/13	149,450 - 2014
Chicago (AL)	38,576 - 6/25/06	11,836 - 6/8/99	103,261 - 2007
Chicago (NL)	41,757 - 7/15/07	1,572 - 9/10/64	390,219 - 2004
Cincinnati	55,205 - 4/8/91	2,002 - 9/29/66	308,028 - 1977
Cleveland	43,222 - 6/26/98	10,821 - 7/7/15	129,391 - 1998
Colorado	60,864 - 6/12/93	19,226 - 5/13/09	303,666 - 1993
Detroit	40,315 - 5/15/13	10,871 - 6/9/98	147,071 - 2015
Florida/Miami	43,290 - 4/12/94	5,175 - 4/23/02	206,000 - 1993
Kansas City	38,880 - 6/25/16	14,951 - 7/8/01	108,966 - 2015
Los Angeles (AL)	44,264 - 7/21/18	25,097 - 5/7/15	373,549 - 2013
Los Angeles (NL)	55,992 - 5/9/06	8,928 - 8/27/68	467,781 - 1980
Milwaukee	44,613 - 6/1/08	3,913 - 5/22/00	371,008 - 2008
Minnesota	39,659 - 6/21/09	12,280 - 6/14/01	106,587 - 2009
New York (AL)	47,820 - 4/5/16	29,905 - 6/11/03	139,874 - 2010
New York (NL)	54,424 - 5/30/70	1,481 - 9/20/62	228,501 - 1986
Oakland	35,065 - 6/9/02	7,360 - 5/7/18	192,041 - 2015
Philadelphia	57,386 - 6/10/81	2,113 - 5/8/69	206,106 - 1977
Pittsburgh	54,399 - 4/4/00	1,951 - 9/29/67	294,475 - 2001
St. Louis	48,787 - 5/20/88	4,348 - 9/21/65	372,220 - 2009
San Diego	60,516 - 7/31/91	1,413 - 9/11/73	224,047 - 2000
San Francisco	55,370 - 4/7/98	1,016 - 9/10/75	314,094 - 1989
Seattle	44,856 - 4/10/17	9,808 - 9/9/13	241,675 - 2018
Tampa Bay	29,953 - 6/21/08	10,880 - 6/19/14	65,814 - 2018
Texas	49,603 - 6/9/01	21,671 - 8/3/15	360,406 - 2018
Toronto	47,505 - 8/13/16	13,123 - 4/8/14	171,162 - 2017
Washington/Montreal	51,539 - 4/13/93	5,035 - 5/8/73	169,354 - 1979

HOME SERIES ATTENDANCE RECORDS

Total One Series	172,835	July 28-31, 2005	New York Mets
One-Day Series	42,652	April 12, 1965	Philadelphia
One-Game Series	42,652	April 12, 1965	Philadelphia
Two-Day Series	106,279	September 28-29, 1999	Cincinnati
Two-Game Series	106,279	September 29-29, 1999	Cincinnati
Three-Day Series	157,017	September 11-13, 1998	St. Louis
Three-Game Series	157,017	September 11-13, 1998	St. Louis
Four-Day Series	172,835	July 28-31, 2005	New York Mets
Four-Game Series	172,835	July 28-31, 2005	New York Mets
Five-Game Series*	101,566	May 26-29, 1966	Pittsburgh

*Includes one DH

TABLE OF CONTENTS

PLAYERS

PLAYER DEVELOPMENT

2020 REVIEW

OPPONENTS

HISTORY AND RECORDS

SPRING TRAINING

MEDIA INFORMATION

MINUTE MAID PARK

TOP 25 REGULAR SEASON HOME CROWDS

1.	54,037	Sept. 28, 1999	Cincinnati
2.	52,493	Sept. 12, 1998	St. Louis
3.	52,338	Sept. 13, 1998	St. Louis
4.	52,242	Sept. 29, 1999	Cincinnati
5.	52,199	Aug. 16, 1998	Chicago (NL)
6.	52,186	Sept. 11, 1998	St. Louis
7.	52,071	Aug. 7, 1998	Philadelphia
8.	52,062	Oct. 2, 1999	Los Angeles
9.	52,033	Oct. 3, 1999	Los Angeles
10.	52,010	Sept. 11, 1999	Chicago (NL)
11.	52,003	Aug. 15, 1998	Chicago (NL)
12.	51,950	Sept. 26, 1998	Chicago (NL)
13.	51,916	Sept. 27, 1998	Chicago (NL)
14.	51,877	Sept. 12, 1999	Chicago (NL)
15.	51,831	Sept. 25, 1998	Chicago (NL)
16.	51,668	April 6, 1999	Chicago (NL)
17.	51,526	May 16, 1998	Atlanta
18.	50,908	June 22, 1966	Los Angeles
19.	50,791	Oct. 1, 1999	Los Angeles
20.	50,299	July 18, 1999	Cleveland
21.	50,136	July 3, 1965	Los Angeles
22.	50,016	April 30, 1994	St. Louis
23.	49,674	July 20, 1996	Atlanta
24.	49,442	Sept. 5, 1965	Los Angeles
25.	49,035	June 19, 1993	San Francisco

TOP 10 POSTSEASON HOME CROWDS

1.	53,688	Oct. 3, 1997	Atlanta	Game 3 Division Series
2.	50,080	Sept. 29, 1998	San Diego	Game 1 Division Series
3.	48,625	Oct. 8, 1999	Atlanta	Game 3 Division Series
4.	48,553	Oct. 9, 1999	Atlanta	Game 4 Division Series
5.	45,718	Oct. 15, 1986	New York	Game 6 Championship Series
6.	45,550	Oct. 1, 1998	San Diego	Game 2 Division Series
7.	44,952	Oct. 11, 1980	Philadelphia	Game 4 Championship Series
8.	44,836	Oct. 6, 1981	Los Angeles	Game 1 Division Playoff
9.	44,802	Oct. 12, 1980	Philadelphia	Game 5 Championship Series
10.	44,443	Oct. 10, 1980	Philadelphia	Game 3 Championship Series

TOP 10 MINUTE MAID PARK CROWDS (REGULAR SEASON)

1.	43,836	April 5, 2010	San Francisco	Opening Day 2010
2.	43,827	April 6, 2009	Chicago (NL)	Opening Day 2009
3.	43,823	Sept. 30, 2007	Atlanta	Craig Biggio's final game
4.	43,803	April 2, 2007	Pittsburgh	Opening Day 2007
5.	43,769	June 22, 2006	Minnesota	Roger Clemens returns from retirement
6.	43,753	April 6, 2015	Cleveland	Opening Day 2015
6.	43,734	Oct. 4, 2001	San Francisco	Barry Bonds goes for home run record
8.	43,704	Sept. 24, 2006	St. Louis	final home game of '06; Astros make run at playoffs
9.	43,666	April 3, 2006	Florida	Opening Day 2006
10.	43,630	Oct. 3, 2001	San Francisco	Barry Bonds goes for home run record

TOP 10 MINUTE MAID PARK CROWDS (POSTSEASON)

1.	43,759	Oct. 8, 2005	Atlanta	NLDS Game 3
2.	43,547	Oct. 9, 2004	Atlanta	NLDS Game 3
3.	43,520	Oct. 6, 2018	Cleveland	ALDS Game 2
4.	43,514	Oct. 5, 2018	Cleveland	ALDS Game 1
5.	43,470	Oct. 17, 2005	St. Louis	NLCS Game 5
6.	43,413	Oct. 9, 2005	Atlanta	NLDS Game 4
7.	43,410	Oct. 2, 2017	Boston	ALDS Game 2
8.	43,384	Oct. 29, 2019	Nationals	World Series Game 6
9.	43,378	Oct. 5, 2019	Rays	ALDS Game 2
10.	43,360	Oct. 23, 2019	Rays	ALDS Game 1



HOUSTON OPENING DAY GAMES

TOTAL: 31-28

AT HOUSTON: 23-19

ROAD: 8-9

YEAR	SITE	SCORE	WIN	LOSS	ATTENDANCE
1962	Houston	Houston 11, Chicago 2	SHANTZ	Cardwell	25,323
1963	Houston	SF 9, Houston 2	Sanford	Farrell	19,591
1964	Cincinnati	Houston 6, Cincinnati 3	Johnson	Maloney	27,878
1965	Houston	Phil. 2, Houston 0	SHORT	Bruce	42,652
1966	Los Angeles	Los Angeles 3, Houston 2	OSTEEN	Roberts, R.	34,520
1967	Houston	Houston 6, Atlanta 1	CUELLAR	Kelley	26,001
1968	Houston	Houston 5, Pittsburgh 4	DIERKER	Pizarro	21,320
1969	San Diego	San Diego 2, Houston 1	SELMA	Wilson	23,370
1970	San Francisco	Houston 8, SF 5	Dierker	Perry	30,933
1971	Houston	Houston 5, Los Angeles 2	DIERKER	Singer	22,421
1972	Houston	SF 5, Houston 0	Marichal	Wilson	23,021
1973	Atlanta	Houston 2, Atlanta 1 (13)	Gladding	Upshaw	23,385
1974	San Francisco	SF 5, Houston 1	Bradley	Roberts, D.	17,527
1975	Houston	Houston 6, Atlanta 2	DIERKER	Niekro	14,959
1976	Cincinnati	Cincinnati 11, Houston 5	Nolan	Richard	52,949
1977	Houston	Houston 3, Atlanta 2 (11)	Forsch	Johnson	25,781
1978	Cincinnati	Cincinnati 11, Houston 9	Borbon	Richard	52,378
1979	Houston	Houston 2, Atlanta 1	Richard	Niekro, P.	29,658
1980	Houston	Houston 3, Los Angeles 2	Richard	Hooton	33,270
1981	Los Angeles	Los Angeles 2, Houston 0	VALENZUELA	Niekro	50,511
1982	Houston	St. Louis 14, Houston 3	Forsch	Ryan	33,521
1983	Houston	LA 16, Houston 7	Pena	LaCorte	27,343
1984	Houston	Montreal 4, Houston 2	Lea	Niekro	28,105
1985	Houston	Houston 2, Los Angeles 1	Ryan	Valenzuela	42,876
1986	Houston	SF 8, Houston 3	Krukow	Ryan	22,935
1987	Houston	Houston 4, Los Angeles 3	Scott	Hershiser	44,585
1988	Houston	Houston 6, San Diego 3	Scott	McCullers	39,906
1989	Houston	Houston 10, Atlanta 3	Scott	Smith, Z.	27,989
1990	Houston	Cincinnati 8, Houston 4 (11)	Myers	Kerfeld	38,324
1991	Cincinnati	Cincinnati 6, Houston 2	Browning	Scott	55,205
1992	Houston	Atlanta 2, Houston 0	GLAVINE	Harnisch	25,318
1993	Houston	Phil. 3, Houston 1	MULHOLLAND	Drabek	44,560
1994	Houston	Houston 6, Montreal 5 (12)	Edens	Shaw	43,438
1995	San Diego	Houston 10, SD 2	Drabek	Benes	38,124
1996	Houston	LA 4, Houston 3	Martinez, R.	Reynolds	34,375
1997	Houston	Houston 2, Atlanta 1	Reynolds	Smoltz	44,618
1998	Houston	SF 9, Houston 4 (13)	Johnstone	Nitkowski	43,776
1999	Houston	Houston 4, Chicago 2	Reynolds	Trachsel	51,668
2000	Pittsburgh	Houston 5, Pittsburgh 2	Reynolds	Schmidt	54,399
2001	Houston	Houston 11, Milwaukee 5	Elarton	Haynes	36,526
2002	Houston	Milwaukee 9, Houston 3	Sheets	Miller	42,262
2003	Houston	Houston 10, Colorado 4	Oswalt	Jennings	43,241
2004	Houston	San Francisco 5, Houston 4	Rodriguez	Dotel	43,351
2005	Houston	St. Louis 7, Houston 3	Carpenter	Oswalt	43,567
2006	Houston	Houston 1, Florida 0	Oswalt	Johnson	43,666
2007	Houston	Pittsburgh 4, Houston 2	Capps	Qualls	43,803
2008	San Diego	San Diego 4, Houston 0	Peavy	Oswalt	44,965
2009	Houston	Chicago 4, Houston 2	Zambrano	Oswalt	43,827
2010	Houston	San Francisco 5, Houston 2	Lincecum	Oswalt	43,836*
2011	Philadelphia	Philadelphia 5, Houston 4	Baez	Lyon	45,237
2012	Houston	Colorado 5, Houston 3	Guthrie	W. Rodriguez	43,464
2013	Houston	Houston 8, Texas 2	Norris	Harrison	41,307
2014	Houston	Houston 6, New York (AL) 2	Feldman	Sabathia	42,117
2015	Houston	Houston 2, Cleveland 0	Keuchel	Kluber	43,753
2016	New York (AL)	Houston 5, New York (AL) 2	Keuchel	Tanaka	47,820
2017	Houston	Houston 3, Seattle 0	Keuchel	Hernandez	41,678
2018	Texas	Houston 4, Texas 1	Verlander	Hamels	47,253
2019	Tampa Bay	Houston 5, Tampa Bay 1	Verlander	Snell	25,025
2020	Houston	Houston 8, Seattle 2	Verlander	Gonzales	0

*set a new Minute Maid Park attendance record (regular or postseason)

TABLE OF CONTENTS

PLAYERS

PLAYER DEVELOPMENT

2020 REVIEW

OPPONENTS

HISTORY AND RECORDS

SPRING TRAINING

MEDIA INFORMATION

MINUTE MAID PARK

HOUSTON OPENING DAY LINEUPS (1962-1989)

1962

Aspromonte.....	5
Spangler.....	8
Mejias.....	9
Larker.....	3
Pendleton.....	7
Smith.....	2
Amalfitano.....	4
Buddin.....	6
Shantz.....	1

1963

Fazio.....	4
Spangler.....	7
Runnels.....	3
Staub.....	9
Aspromonte.....	5
Goss.....	8
Campbell.....	2
Lillis.....	6
Farrell.....	1

1964

Kasko.....	6
Fox.....	4
Runnels.....	3
Bond.....	7
Staub.....	9
Wynn.....	8
Aspromonte.....	5
Bateman.....	2
Johnson.....	1

1965

Lillis.....	6
Morgan.....	4
Wynn.....	8
Bond.....	3
Aspromonte.....	5
Beauchamp.....	7
Gaines.....	9
Bateman.....	2
Bruce.....	1

1966

Maye.....	7
Jackson.....	6
Wynn.....	8
Nicholson.....	9
Morgan.....	4
Aspromonte.....	5
Harrison.....	3
Bateman.....	2
R. Roberts.....	1

1967

Jackson.....	6
Morgan.....	4
Pointer.....	7
Wynn.....	8
Aspromonte.....	5
Staub.....	9
Mathews.....	3
Bateman.....	2
Cuellar.....	1

1968

Davis.....	8
Morgan.....	4
King.....	2
Staub.....	3
Wynn.....	7
Miller.....	9
Aspromonte.....	5
Torres.....	6
Dierker.....	1

1969

Alou.....	9
Morgan.....	4
Miller.....	8
Rader.....	5
Blefary.....	3
Watson.....	7
Menke.....	6
Edwards.....	2
Wilson.....	1

1970

Morgan.....	4
Pepitone.....	9
Wynn.....	8
Mayberry.....	3
Menke.....	6
Davis.....	7
Rader.....	5
Edwards.....	2
Dierker.....	1

1971

Cedeno.....	9
Morgan.....	4
Wynn.....	8
Watson.....	7
Menke.....	3
Rader.....	5
Edwards.....	2
Metzger.....	6
Dierker.....	1

1972

Metzger.....	6
Cedeno.....	8
Wynn.....	9
May.....	3
Watson.....	7
Rader.....	5
Helms.....	4
Edwards.....	2
Wilson.....	1

1973

Wynn.....	9
Helms.....	4
Cedeno.....	8
Watson.....	7
May.....	3
Rader.....	5
Edwards.....	2
Metzger.....	6
D. Roberts.....	1

1974

Gross.....	9
Metzger.....	6
Cedeno.....	8
Watson.....	7
M. May.....	2
L. May.....	3
Rader.....	5
Helms.....	4
D. Roberts.....	1

1975

Cabell.....	7
Andrews.....	4
Cedeno.....	8
M. May.....	2
Johnson.....	3
Crux.....	9
Rader.....	5
Metzger.....	6
Dierker.....	1

1976

Howard.....	7
Cabell.....	5
Cedeno.....	8
Watson.....	3
Johnson.....	2
Gross.....	9
Milbourne.....	4
Metzger.....	6
Richard.....	1

1977

Gonzalez.....	4
Cabell.....	5
Crux.....	9
Watson.....	3
Crawford.....	7
Ferguson.....	2
Gardner.....	8
Metzger.....	6
Richard.....	1

1978

Puhl.....	7
Cabell.....	5
Cedeno.....	8
Crux.....	9
Watson.....	3
Ferguson.....	2
Howe.....	4
Metzger.....	6
Richard.....	1

1979

Puhl.....	9
Reynolds.....	6
Cedeno.....	8
Crux.....	7
Cabell.....	5
Watson.....	3
Howe.....	4
Ashby.....	2
Richard.....	1

1980

Puhl.....	9
Reynolds.....	6
Cedeno.....	8
Morgan.....	4
Crux.....	7
Cabell.....	5
Howe.....	5
Ashby.....	2
Richard.....	1

1981

Puhl.....	9
Reynolds.....	6
Cedeno.....	8
Crux.....	7
Howe.....	5
Roberts.....	3
Thon.....	4
Pujols.....	2
Niekro.....	1

1982

Puhl.....	9
Scott.....	8
Garner.....	4
Crux.....	7
Ashby.....	2
Knight.....	5
Howe.....	3
Reynolds.....	6
Ryan.....	1

1983

Moreno.....	8
Doran.....	4
Thon.....	6
Garner.....	5
Crux.....	7
Knight.....	3
Puhl.....	9
Pujols.....	2
Niekro.....	1

1984

Doran.....	4
Puhl.....	9
Thon.....	6
Crux.....	7
Mumphrey.....	8
Knight.....	3
Walling.....	5
Ashby.....	2
Niekro.....	1

1985

Thon.....	6
Cabell.....	3
Garner.....	5
Crux.....	7
Mumphrey.....	8
Puhl.....	9
Ashby.....	2
Doran.....	4
Ryan.....	1

1986

Bullock.....	7
Doran.....	4
Walling.....	5
Davis.....	3
Bailey.....	2
Bass.....	9
Walker.....	8
Thon.....	6
Ryan.....	1

1987

Doran.....	4
Hatcher.....	8
Crux.....	7
Davis.....	3
Bass.....	9
Ashby.....	2
Reynolds.....	6
Garner.....	5
Scott.....	1

1988

Young.....	8
Hatcher.....	7
Doran.....	4
Davis.....	3
Walling.....	5
Ashby.....	2
Puhl.....	9
Ramirez.....	6
Scott.....	1

1989

Puhl.....	8
Ramirez.....	6
Hatcher.....	7
Davis.....	3
Bass.....	9
Doran.....	4
Caminiti.....	5
Biggio.....	2
Scott.....	1



HOUSTON OPENING DAY LINEUPS (1990-2016)

1990

Young.....	8
Biggio.....	2
Doran.....	4
Davis.....	3
Wilson.....	9
Anthony.....	7
Caminiti.....	5
Ramirez.....	6
Scott.....	1

1991

Yelding.....	6
Finley.....	8
Biggio.....	2
Gonzalez.....	7
Caminiti.....	5
Bagwell.....	3
Rhodes.....	9
McLemore.....	4
Scott.....	1

1992

Biggio.....	4
Finley.....	8
Bagwell.....	3
Incaviglia.....	9
Caminiti.....	5
Gonzalez.....	7
Servais.....	2
Cedeno.....	6
Harnsich.....	1

1993

Biggio.....	4
Finley.....	8
Bagwell.....	3
Anthony.....	9
Caminiti.....	5
Gonzalez.....	7
Cedeno.....	6
Taubensee.....	2
Drabek.....	1

1994

Mouton.....	9
Finley.....	8
Biggio.....	4
Bagwell.....	3
Gonzalez.....	7
Caminiti.....	5
Servais.....	2
Cedeno.....	6
Harnsich.....	1

1995

Biggio.....	4
Gonzalez.....	7
Bagwell.....	3
Bell.....	8
Plantier.....	9
Magadan.....	5
Servais.....	2
Miller.....	6
Drabek.....	1

1996

Hunter.....	8
Biggio.....	4
Bagwell.....	3
Bell.....	9
May.....	7
Berry.....	5
Wilkins.....	2
Miller.....	6
Reynolds.....	1

1997

Biggio.....	4
Listach.....	6
Bagwell.....	3
Bell.....	8
Gonzalez.....	7
Berry.....	5
Abreu.....	9
Ausmus.....	2
Reynolds.....	1

1998

Biggio.....	4
Bell.....	9
Bagwell.....	3
Berry.....	5
Alou.....	7
Hidalgo.....	8
Gutierrez.....	6
Ausmus.....	2
Reynolds.....	1

1999

Biggio.....	4
Bell.....	9
Bagwell.....	3
Caminiti.....	5
Everett.....	8
Hidalgo.....	7
Eusebio.....	2
Gutierrez.....	6
Reynolds.....	1

2000

Biggio.....	4
Spiers.....	7
Bagwell.....	3
Caminiti.....	5
Alou.....	9
Hidalgo.....	8
Eusebio.....	2
Bogar.....	6
Reynolds.....	1

2001

Lugo.....	6
Biggio.....	4
Bagwell.....	3
Berkman.....	7
Hidalgo.....	8
Ward.....	9
Ausmus.....	2
Truby.....	5
Elarton.....	1

2002

Biggio.....	4
Zaun.....	2
Bagwell.....	3
Berkman.....	8
Hidalgo.....	9
Ward.....	7
Ensberrg.....	5
Everett.....	6
Miller.....	1

2003

Hunter.....	8
Blum.....	5
Bagwell.....	3
Berkman.....	7
Kent.....	4
Hidalgo.....	9
Ausmus.....	2
Lugo.....	6
Oswalt.....	1

2004

Biggio.....	8
Everett.....	6
Bagwell.....	3
Kent.....	4
Hidalgo.....	9
Berkman.....	7
Ensberrg.....	5
Ausmus.....	2
Oswalt.....	1

2005

Everett.....	6
Biggio.....	4
Bagwell.....	3
Ensberrg.....	5
Scott.....	7
Lane.....	9
Ausmus.....	2
Taveras.....	8
Oswalt.....	1

2006

Biggio.....	4
Taveras.....	8
Berkman.....	3
Ensberrg.....	5
Wilson.....	7
Lane.....	9
Ausmus.....	2
Everett.....	6
Oswalt.....	1

2007

Biggio.....	4
Everett.....	6
Berkman.....	3
Lee.....	7
Ensberrg.....	5
Scott.....	9
Burke.....	8
Ausmus.....	2
Oswalt.....	1

2008

Bourn.....	8
Pence.....	9
Berkman.....	3
Lee.....	7
Tejada.....	6
Wigginton.....	5
Loretta.....	4
Ausmus.....	2
Oswalt.....	1

2009

Matsui.....	4
Rodriguez.....	2
Berkman.....	3
Lee.....	7
Tejada.....	6
Blum.....	5
Pence.....	9
Bourn.....	8
Oswalt.....	1

2010

Bourn.....	8
Matsui.....	4
Pence.....	9
Lee.....	7
Blum.....	3
Feliz.....	5
Towles.....	2
Manzella.....	6
Oswalt.....	1

2011

Bourn.....	8
Sanchez.....	6
Pence.....	9
Lee.....	4
Hall.....	7
Johnson.....	5
Wallace.....	3
Quintero.....	2
Myers.....	1

2012

Schafer.....	8
Altuve.....	4
Martinez.....	7
Lee.....	3
Bogusevic.....	9
Johnson.....	5
Castro.....	2
Gonzalez.....	6
Rodriguez.....	1

2013

Altuve.....	4
Wallace.....	3
Carter.....	7
Pena.....	DH
Maxwell.....	8
Castro.....	2
Dominguez.....	5
Barnes.....	9
Cedeno.....	6
Norris.....	1

2014

Fowler.....	8
Grossman.....	7
Altuve.....	4
Castro.....	2
Guzman.....	3
Carter.....	DH
Dominguez.....	5
Hoes.....	9
Villar.....	6
Feldman.....	1

2015

Altuve.....	4
Springer.....	9
Valbuena.....	5
Gattis.....	DH
Carter.....	3
Castro.....	2
Lowrie.....	6
Rasmus.....	7
Marisnick.....	8
Keuchel.....	1

2016

Altuve.....	4
Springer.....	9
Correa.....	6
Rasmus.....	7
Gomez.....	8
Valbuena.....	5
Tucker.....	DH
Gonzalez.....	3
Castro.....	2
Keuchel.....	1

TABLE OF CONTENTS

PLAYERS

PLAYER DEVELOPMENT

2020 REVIEW

OPPONENTS

HISTORY AND RECORDS

SPRING TRAINING

MEDIA INFORMATION

MINUTE MAID PARK

HOUSTON OPENING DAY LINEUPS (2017-2020)

2017	2018	2019	2020
Springer..... 8	Springer..... 9	Springer..... 9	Springer..... 8
Bregman..... 5	Bregman..... 5	Altuve..... 4	Altuve..... 4
Altuve..... 4	Altuve..... 4	Bregman..... 5	Bregman..... 5
Correa..... 6	Correa..... 6	Brantley..... 7	Brantley..... 7
Beltrán..... DH	Gonzalez..... 3	Gurriel..... 3	Gurriel..... 3
Reddick..... 9	Reddick..... 7	White..... DH	Correa..... 6
Gurriel..... 3	Gattis..... DH	Chirinos..... 2	Reddick..... 9
McCann..... 2	Marisnick..... 8	Diaz..... 6	Diaz..... DH
Aoki..... 7	McCann..... 2	Marisnick..... 8	Maldonado..... 2
Keuchel..... 1	Verlander.....	Verlander..... 1 2019	Verlander..... 1

OPENING DAY START LEADERS

POS	NAME	# of starts (last)	POS	NAME	# of starts (last)
C	Brad Ausmus	9 (2008)	LF	Jose Cruz	8 (1987)
1B	Jeff Bagwell	15 (2005)	CF	Cesar Cedeno	9 (1981)
2B	Craig Biggio	14 (2007)	RF	Terry Puhl	8 (1988)
3B	Ken Caminiti	8 (2000)	P	Roy Oswalt	8 (2010)
SS	Roger Metzger	8 (1978)	DH	Evan Gattis	2 (2018)



SINGLE-SEASON GAMES PLAYED LEADERS, BY POSITION

	CATCHER	1ST BASE	2ND BASE	3RD BASE				
1962	Smith	92	Larker	135	Amalfitano	110	Aspromonte	141
1963	Bateman	115	Staub	109	Fazio	84	Aspromonte	131
1964	Grote	98	Bond	76	Fox	115	Aspromonte	155
1965	Brand	102	Bond	74	Morgan	157	Aspromonte	147
1966	Bateman	121	Harrison	114	Morgan	117	Aspromonte	149
1967	Bateman	71	Mathews	79	Morgan	130	Aspromonte	133
1968	Bateman	108	Staub	147	Menke	120	Rader	86
1969	Edwards	151	Blefary	152	Morgan	132	Rader	154
1970	Edwards	139	Watson	83	Morgan	142	Rader	154
1971	Edwards	104	Menke	101	Morgan	157	Rader	135
1972	Edwards	105	May	146	Helms	139	Rader	152
1973	Jutze	86	May	144	Helms	145	Rader	152
1974	May	116	May	145	Helms	133	Rader	152
1975	May	103	Watson	118	Andrews	94	Rader	124
1976	Herrmann	79	Watson	155	Andrews	108	Cabell	143
1977	Ferguson	122	Watson	146	Howe	96	Cabell	144
1978	Pujols	55	Watson	128	Howe	107	Cabell	153
1979	Ashby	105	Cedeno	90	Landestoy	114	Cabell	132
1980	Ashby	114	Howe	76	Morgan	130	Cabell	149
1981	Ashby	81	Cedeno	46	Pittman	35	Howe	98
1982	Ashby	95	Knight	96	Garner	136	Howe	72
1983	Ashby	85	Knight	143	Doran	153	Garner	154
1984	Bailey	108	Cabell	112	Doran	139	Garner	82
1985	Bailey	110	Davis	89	Doran	147	Garner	123
1986	Ashby	102	Davis	156	Doran	144	Walling	102
1987	Ashby	110	Davis	151	Doran	162	Walling	79
1988	Trevino	74	Davis	151	Doran	130	Bell	65
1989	Biggio	125	Davis	156	Doran	138	Caminiti	160
1990	Biggio	113	Davis	91	Doran	99	Caminiti	149
1991	Biggio	139	Bagwell	155	Candaele	109	Caminiti	152
1992	Taubensee	103	Bagwell	159	Biggio	161	Caminiti	129
1993	Taubensee	90	Bagwell	141	Biggio	155	Caminiti	143
1994	Servais	78	Bagwell	109	Biggio	113	Caminiti	108
1995	Eusebio	103	Bagwell	114	Biggio	141	Magadan	100
1996	Wilkins	82	Bagwell	162	Biggio	162	Berry	110
1997	Ausmus	129	Bagwell	159	Biggio	160	Berry	85
1998	Ausmus	124	Bagwell	147	Biggio	159	Spiers	99
1999	Eusebio	99	Bagwell	161	Biggio	155	Caminiti	75
2000	Meluskey	103	Bagwell	158	Biggio	101	Truby	74
2001	Ausmus	127	Bagwell	160	Biggio	154	Castilla	121
2002	Ausmus	129	Bagwell	153	Biggio	142	Blum	104
2003	Ausmus	143	Bagwell	158	Kent	128	Ensberg	111
2004	Ausmus	128	Bagwell	152	Kent	139	Ensberg	118
2005	Ausmus	134	Berkman	96	Biggio	141	Ensberg	148
2006	Ausmus	138	Berkman	112	Biggio	129	Ensberg	117
2007	Ausmus	114	Berkman	126	Biggio	114	Ensberg	68
2008	Ausmus	77	Berkman	152	Matsui	94	Wigginton	82
2009	Rodriguez	90	Berkman	131	Matsui	130	Blum	102
2010	Quintero	87	Berkman	85	Keppinger	126	Johnson	90
2011	Quintero	77	Wallace	96	Altuve	55	Johnson	101
2012	Castro	79	Lee	65	Altuve	147	Johnson	88
2013	Castro	98	Carter/Wallace	61	Altuve	145	Dominguez	149
2014	Castro	114	Singleton	91	Altuve	156	Dominguez	153
2015	Castro	103	Carter	115	Altuve	153	Valbuena	99
2016	Castro	111	Gonzalez	92	Altuve	148	Valbuena	81
2017	McCann	95	Gurriel	131	Altuve	149	Bregman	132
2018	Stassi	82	Gurriel	109	Altuve	130	Bregman	136
2019	Chirinos	112	Gurriel	110	Altuve	121	Bregman	99
2020	Maldonado	47	Gurriel	55	Altuve	48	Bregman	42

TABLE OF CONTENTS

PLAYERS

PLAYER DEVELOPMENT

2020 REVIEW

OPPONENTS

HISTORY AND RECORDS

SPRING TRAINING

MEDIA INFORMATION

MINUTE MAID PARK

SINGLE-SEASON GAMES PLAYED LEADERS, BY POSITION (CONT.)

	SHORTSTOP		LEFT FIELD		CENTER FIELD		RIGHT FIELD	
1962	Lillis	98	Spangler	92	Warwick	117	Mejias	142
1963	Lillis	125	Spangler	87	Goss	123	Warwick	114
1964	Kasko	128	Spangler	106	White	57	Gaines	81
1965	Lillis	104	Maye	91	Wynn	155	Staub	110
1966	Jackson	150	Maye	97	Wynn	104	Staub	105
1967	Jackson	128	Davis	64	Wynn	157	Staub	144
1968	Torres	127	Wynn	59	Wynn	91	Miller	65
1969	Menke	131	Alou	65	Wynn	149	Miller	97
1970	Menke	133	Wynn	66	Wynn	87	Alou	89
1971	Metzger	148	Watson	87	Cedeno	124	Wynn	72
1972	Metzger	153	Watson	143	Cedeno	137	Wynn	136
1973	Metzger	149	Watson	142	Cedeno	136	Wynn	127
1974	Metzger	143	Watson	140	Cedeno	157	Gross	143
1975	Metzger	126	Gross	61	Cedeno	131	Cruz	68
1976	Metzger	150	Cruz	84	Cedeno	146	Gross	115
1977	Metzger	96	Puhl	50	Cedeno	137	Cruz	155
1978	Sexton	58	Walling	67	Puhl	106	Cruz	152
1979	Reynolds	143	Cruz	156	Puhl	110	Leonard	100
1980	Reynolds	135	Cruz	158	Cedeno	136	Puhl	107
1981	Reynolds	85	Cruz	105	Scott	55	Puhl	71
1982	Thon	119	Cruz	155	Scott	125	Puhl	123
1983	Thon	154	Cruz	160	Moreno	97	Puhl	118
1984	Reynolds	143	Cruz	160	Mumphrey	137	Puhl	123
1985	Reynolds	102	Cruz	136	Bass	105	Mumphrey	68
1986	Thon	104	Cruz	134	Hatcher	95	Bass	133
1987	Reynolds	128	Cruz	97	Hatcher	94	Bass	155
1988	Ramirez	154	Hatcher	124	Young	145	Bass	147
1989	Ramirez	149	Hatcher	96	Young	143	Puhl	66
1990	Ramirez	129	Stubbs	67	Yelding	83	Wilson	93
1991	Yelding	72	Gonzalez	133	Finley	124	Finley	72
1992	Cedeno	70	Gonzalez	111	Finley	160	Anthony	113
1993	Cedeno	149	Gonzalez	149	Finley	140	Anthony	121
1994	Cedeno	95	Gonzalez	111	Finley	92	Mouton	80
1995	Miller	89	Gonzalez	55	Hunter	74	Bell	82
1996	Miller	116	Mouton	79	Hunter	127	Bell	157
1997	Bogar	80	Gonzalez	146	Carr	59	Bell	89
1998	Gutierrez	141	Alou	152	Everett	121	Bell	154
1999	Bogar	90	Hidalgo	97	Everett	118	Bell	126
2000	Bogar	95	Alou	59	Hidalgo	126	Alou	64
2001	Lugo	133	Berkman	128	Hidalgo	128	Alou	130
2002	Lugo	84	Ward	122	Berkman	122	Hidalgo	110
2003	Everett	128	Berkman	153	Biggio	150	Hidalgo	137
2004	Everett	99	Biggio	83	Beltran	89	Berkman	90
2005	Everett	150	Burke	83	Taveras	148	Lane	137
2006	Everett	149	Wilson	94	Taveras	138	Lane	89
2007	Loretta	72	Lee	157	Pence	95	Scott	101
2008	Tejada	157	Lee	110	Bourn	130	Pence	159
2009	Tejada	158	Lee	154	Bourn	154	Pence	157
2010	Manzella	82	Lee	133	Bourn	138	Pence	156
2011	Barnes	122	Lee	80	Bourn	103	Pence	100
2012	Lowrie	93	J.D. Martinez	100	Schafer	87	Bogusevic	104
2013	Villar	58	J.D. Martinez	50	Barnes	116	Hoes	44
2014	Villar	82	Grossman	67	Fowler	111	Springer	71
2015	Correa	99	Tucker	79	Marisnick	99	Springer	93
2016	Correa	153	Rasmus	87	Gomez	78	Springer	147
2017	Correa	108	Aoki	56	Springer	84	Reddick	102
2018	Correa	109	Gonzalez	73	Marisnick	96	Reddick	111
2019	Correa	75	Brantley	120	Marisnick	109	Reddick	119
2020	Correa	57	Tucker	41	Springer	42	Reddick	50

FRANCHISE SINGLE-SEASON LEADERS BY POSITION

Pos.	Player	HR	Year	Player	RBI	Year	Player	Avg.	Year
P	Dave Giusti	3	1967	Shane Reynolds	14	1999	Mike Hampton	.311	1999
C	Gattis	19	2016	Mitch Meluskey	67	2000	Mitch Meluskey	.306	2000
1B	Jeff Bagwell	47	2000	Jeff Bagwell	133	1997	Jeff Bagwell	.368	1994
2B	Jose Altuve	31	2019	Jeff Kent	106	2004	Jose Altuve	.348	2017
SS	Carlos Correa	24	2017	Carlos Correa	93	2016	Carlos Correa	.318	2017
3B	Morgan Ensberg	36	2005	Morgan Ensberg	101	2005	Dave Magadan	.323	1995
LF	Moises Alou	37	1998	Moises Alou	121	1998	Lance Berkman	.324	2001
CF	Richard Hidalgo	37	2000	Richard Hidalgo	103	2000	Richard Hidalgo	.330	2000
RF	Richard Hidalgo	28	2003	Derek Bell	111	1996	Derek Bell	.336	1995
DH	Chris Carter	34	2014	Evan Gattis	79	2015	Evan Gattis	.247	2015



BASEBALL WRITERS ASSOCIATION OF AMERICA AWARDS

As voted by the Houston Chapter of BBWAA

ASTROS MOST VALUABLE PLAYER

1962.....	Bob Lillis
1963.....	Hal Woodeshick
1964.....	Bob Aspromonte
1965.....	Jimmy Wynn
1966.....	Rusty Staub
1967.....	Rusty Staub
1968.....	Denis Menke
1969.....	Larry Dierker
1970.....	Joe Morgan
1971.....	Don Wilson
1972.....	Cesar Cedeno
1973.....	Roger Metzger
1974.....	Greg Gross
1975.....	Bob Watson
1976.....	J.R. Richard
1977.....	Jose Cruz
1978.....	Enos Cabell
1979.....	Joe Niekro
1980.....	Jose Cruz
1981.....	Nolan Ryan
1982.....	Ray Knight
1983.....	Jose Cruz
1984.....	Jose Cruz
1985.....	Bill Doran
1986.....	Mike Scott
1987.....	Bill Doran
1988.....	Glenn Davis
1989.....	Mike Scott
1990.....	Danny Darwin
1991.....	Jeff Bagwell
1992.....	Doug Jones
1993.....	Jeff Bagwell
1994.....	Jeff Bagwell
1995.....	Craig Biggio
1996.....	Jeff Bagwell
1997.....	Craig Biggio
1998.....	Craig Biggio
1999.....	Jeff Bagwell
2000.....	Jeff Bagwell
2001.....	Lance Berkman
2002.....	Lance Berkman
2003.....	Richard Hidalgo
2004.....	Lance Berkman
2005.....	Morgan Ensberg
2006.....	Lance Berkman
2007.....	Carlos Lee
2008.....	Lance Berkman
2009.....	Michael Bourn
2010.....	Hunter Pence
2011.....	Hunter Pence
2012.....	Jose Altuve
2013.....	Jason Castro
2014.....	Jose Altuve
2015.....	Dallas Keuchel
2016.....	Jose Altuve
2017.....	Jose Altuve
2018.....	Alex Bregman
2019.....	Alex Bregman
2020.....	George Springer

ASTROS PITCHER OF THE YEAR

1997.....	Darryl Kile
1998.....	Shane Reynolds
1999.....	Mike Hampton
2000.....	Scott Elarton
2001.....	Wade Miller
2002.....	Roy Oswalt
2003.....	Billy Wagner
2004.....	Roger Clemens
2005.....	Andy Pettitte
2006.....	Roy Oswalt
2007.....	Roy Oswalt
2008.....	Jose Valverde
2009.....	Wandy Rodriguez
2010.....	Brett Myers
2011.....	Wandy Rodriguez
2012.....	Wilton Lopez
2013.....	Brett Oberholtzer
2014.....	Dallas Keuchel
2015.....	Dallas Keuchel
2016.....	Chris Devenski
2017.....	Dallas Keuchel/Brad Peacock
2018.....	Justin Verlander
2019.....	Justin Verlander
2020.....	Framber Valdez

ASTROS ROOKIE OF THE YEAR

1994.....	John Hudek
1995.....	Brian Hunter
1996.....	Billy Wagner
1997.....	Chris Holt
1998.....	Scott Elarton
1999.....	Daryle Ward
2000.....	Mitch Meluskey
2001.....	Roy Oswalt
2002.....	Ricky Stone
2003.....	Brad Lidge
2004.....	Chad Qualls
2005.....	Willy Taveras
2006.....	Luke Scott
2007.....	Hunter Pence
2008.....	Wesley Wright
2009.....	Jeff Fulchino
2010.....	Chris Johnson
2011.....	J.D. Martinez
2012.....	Lucas Harrell
2013.....	Jarrod Cosart
2014.....	Collin McHugh
2015.....	Carlos Correa
2016.....	Chris Devenski
2017.....	Yuli Gurriel
2018.....	Max Stassi
2019.....	Yordan Alvarez
2020.....	Cristian Javier

TABLE OF CONTENTS

PLAYERS

PLAYER DEVELOPMENT

2020 REVIEW

OPPONENTS

HISTORY AND RECORDS

SPRING TRAINING

MEDIA INFORMATION

MINUTE MAID PARK

BASEBALL WRITERS ASSOCIATION OF AMERICA AWARDS

As voted by the Houston Chapter of BBWAA

DARRYL KILE GOOD GUY OF THE YEAR

Honoring an Astros player who exhibits "character and decency toward teammates, media and fans."

2002.....	Jeff Bagwell
2003.....	Roy Oswalt
2004.....	Morgan Ensberg
2005.....	Brad Lidge
2006.....	Lance Berkman
2007.....	Woody Williams
2008.....	Hunter Pence
2009.....	Brian Moehler
2010.....	Geoff Blum
2011.....	Jason Bourgeois
2012.....	Jason Castro
2013.....	Carlos Corporan
2014.....	Scott Feldman
2015.....	Hank Conger
2016.....	Collin McHugh
2017.....	Carlos Correa
2018.....	Charlie Morton
2019.....	Will Harris
2020.....	Brad Peacock

FRED HARTMAN AWARD

For Long and Meritorious Service

1985.....	Donald Davidson
1986.....	Fred Hartman
1987.....	Gene Elston
1988.....	Jim "Doc" Ewell
1989.....	Vivian Smith
1990.....	Allen Russell
1991.....	Clark Nealon
1992.....	Bob Green
1993.....	Tal Smith
1994.....	Billy Joe Bowman
1995.....	Larry Dierker
1996.....	Bob Watson
1997.....	Bill Virdon
1998.....	Dennis Liborio
1999.....	Mickey Herskowitz
2000.....	Milo Hamilton
2001.....	Wayne Graham
2002.....	Harry Shattuck
2003.....	Charlie Maiorana
2004.....	Gerry Hunsicker
2005.....	Gene Coleman
2006.....	Dan Cunningham
2007.....	Jackie Moore
2008.....	Neil Hohnfeld
2009.....	Ivy McLemore
2010.....	Barry Waters
2011.....	Bill Brown
2012.....	Rene' Cardenas
2013.....	Steve Perry
2014.....	Jamie Hildreth
2015.....	Nolan Ryan
2016.....	Mike Lutz
2017.....	Bob Watson
2018.....	Willie Berry
2019.....	Bob Ford
2020.....	Carl Schneider

ASTROS AWARD WINNERS

CY YOUNG

Mike Scott.....	1986
Roger Clemens.....	2004
Dallas Keuchel.....	2015
Justin Verlander.....	2019

JACKIE ROBINSON ROOKIE OF THE YEAR

Jeff Bagwell.....	1991
Carlos Correa.....	2015
Yordan Alvarez.....	2019

BBWAA MANAGER OF THE YEAR

Hal Lanier.....	1986
Larry Dierker.....	1998

SPORTING NEWS MANAGER OF THE YEAR

Bill Virdon.....	1980
------------------	------

MOST VALUABLE PLAYER

Jeff Bagwell.....	1994
Jose Altuve.....	2017

SPORTING NEWS PLAYER OF THE YEAR

Jeff Bagwell.....	1994
Jose Altuve.....	2016
Jose Altuve.....	2017

SPORTING NEWS ROOKIE OF THE YEAR

Joe Morgan.....	1965
Tom Griffin (NL Rookie Pitcher of the Year).....	1969
Greg Gross.....	1973
Jeffrey Leonard.....	1979
Jeff Bagwell.....	1991
Al Osuna (NL Rookie Pitcher of the Year).....	1991
Roy Oswalt (NL Rookie Pitcher of the Year).....	2001
Willy Taveras.....	2005
Carlos Correa.....	2015
Yordan Alvarez.....	2019

LOUISVILLE SLUGGER SILVER SLUGGER (Est. 1980)

Dickie Thon.....	1983 (SS)
Jose Cruz.....	1983, 1984 (OF)
Glenn Davis.....	1986 (1B)
Craig Biggio.....	1989 (C), 1994, 1995, 1997, 1998 (2B)
Jeff Bagwell.....	1994, 1997, 1999 (1B)
Moises Alou.....	1998 (OF)
Mike Hampton.....	1999 (P)
Morgan Ensberg.....	2005 (3B)
Carlos Lee.....	2007 (LF)
Jose Altuve.....	2014, 2015, 2016, 2017, 2018 (2B)
George Springer.....	2017, 2019 (OF)
Alex Bregman.....	2019 (3B)
Zack Greinke.....	2019 (P)



ASTROS AWARD WINNERS

RAWLINGS GOLD GLOVE WINNERS

1970	Doug Rader	third base
1971	Doug Rader	third base
1972	Doug Rader	third base
1972	Cesar Cedeno	outfield
1973	Doug Rader	third base
1973	Cesar Cedeno	outfield
1973	Roger Metzger	shortstop
1974	Doug Rader	third base
1974	Cesar Cedeno	outfield
1975	Cesar Cedeno	outfield
1976	Cesar Cedeno	outfield
1994	Jeff Bagwell	first base
1994	Craig Biggio	second base
1995	Craig Biggio	second base
1996	Craig Biggio	second base
1997	Craig Biggio	second base
2001	Brad Ausmus	catcher
2002	Brad Ausmus	catcher
2006	Brad Ausmus	catcher
2009	Michael Bourn	outfield
2010	Michael Bourn	outfield
2014	Dallas Keuchel	pitcher
2015	Jose Altuve	second base
2015	Dallas Keuchel	pitcher
2016	Dallas Keuchel	pitcher
2018	Dallas Keuchel	pitcher
2019	Zack Greinke	pitcher

ROBERTO CLEMENTE AWARD

Craig Biggio	2007
--------------	------

HANK AARON AWARD

Jose Altuve	2017
-------------	------

LOU GEHRIG MEMORIAL AWARD

Jose Altuve	2016
-------------	------

PLAYERS OF THE WEEK

Jimmy Wynn	April 9-15, 1973
Bob Watson	April 30-May 6, 1973
Lee May	April 29-May 5, 1974
Don Wilson	July 1-7, 1974
Dave Roberts	Aug. 19-25, 1974
Cesar Cedeno	June 28-July 4, 1976
Bob Watson	July 26-Aug. 1, 1976
Cesar Cedeno	Sept. 5-11, 1977
J.R. Richard	May 15-21, 1978
Jose Cruz	Sept. 5-11, 1978
Ken Forsch	April 2-8, 1979
Rafael Landestoy	Sept. 3-9, 1979
Joe Sambito	Aug. 18-24, 1980
Bob Knepper	April 20-26, 1981
Nolan Ryan	Sept. 21-27, 1981
Nolan Ryan	April 25-May 1, 1983
Nolan Ryan	May 21-27, 1984
Jose Cruz	June 25-July 1, 1984
Phil Garner	April 14-20, 1986
Kevin Bass	June 23-29, 1986
Mike Scott	Sept. 22-28, 1986
Jose Cruz	April 6-12, 1987
Mike Scott	June 15-21, 1987
Ken Caminiti	July 13-19, 1987
Bill Doran	Aug. 17-23, 1987
Billy Hatcher	May 16-22, 1988
Mike Scott	Aug. 8-14, 1988
Bill Doran	May 15-21, 1989
Glenn Davis	July 10-16, 1989
Craig Biggio	July 24-30, 1989
Kevin Bass	Aug. 14-20, 1989

PLAYERS OF THE WEEK (CONT.)

Craig Biggio	April 9-15, 1990
Franklin Stubbs	Sept. 24-30, 1990
Ken Caminiti	June 22-28, 1991
Andujar Cedeno	Sept. 2-8, 1991
Ken Caminiti	June 22-28, 1992
Steve Finley	Sept. 28-Oct. 4, 1992
Jeff Bagwell	May 17-23, 1993
Darryl Kile	Sept. 6-12, 1993
Jeff Bagwell	June 14-20, 1994
Jeff Bagwell	June 21-27, 1994
Jeff Bagwell	July 19-25, 1994
Craig Biggio	May 15-21, 1995
Derek Bell	June 26-July 2, 1995
Doug Drabek	July 24-30, 1995
Ken Caminiti	Sept. 12-18, 1995
Jeff Bagwell	April 21-27, 1997
Darryl Kile	July 14-20, 1997
Derek Bell	Aug. 18-24, 1997
Moises Alou	May 25-31, 1998
Jose Lima	July 27-Aug. 2, 1998
Carl Everett	May 10-16, 1999
Scott Elarton	July 31-Aug. 6, 2000
Jeff Bagwell	Aug. 7-13, 2000
Richard Hidalgo	Sept. 5-11, 2000
Julio Lugo	Sept. 5-11, 2000
Lance Berkman	June 18-24, 2001
Lance Berkman	April 29-May 5, 2002
Morgan Ensberg	June 2-8, 2003
Richard Hidalgo	April 5-11, 2004
Roy Oswalt	June 21-27, 2004
Carlos Beltran	Aug. 23-29, 2004
Morgan Ensberg	June 27-July 3, 2005
Hunter Pence	May 14-20, 2007
Craig Biggio	June 25-July 1, 2007
Lance Berkman	April 21-27, 2008
Lance Berkman	May 5-11, 2008
Carlos Lee	Aug. 4-10, 2008
Ty Wigginton	Aug. 11-17, 2008
Roy Oswalt	Sept. 1-7, 2008
Miguel Tejada	May 18-24, 2009
Hunter Pence	Aug. 30-Sept. 5, 2010
Jason Castro	May 20-26, 2013
Jason Castro	Aug. 19-25, 2013
Dallas Keuchel	May 19-May 25, 2014
Chris Carter	Aug. 11-Aug. 17, 2014
Jose Altuve	April 27-May 3, 2015
Dallas Keuchel	July 13-19, 2015
Mike Fiers	Aug. 17-23, 2015
Tyler White	April 4-10, 2016
Jose Altuve	April 11-17, 2016
Colby Rasmus	April 18-24, 2016
Carlos Correa	June 20-26, 2016
Carlos Correa	Aug. 8-14, 2016
George Springer	May 29-June 4, 2017
Jose Altuve	July 3-9, 2017
Carlos Correa	Sept. 25-Oct. 1, 2017
Justin Verlander	April 9-15, 2018
Evan Gattis	June 11-17, 2018
Alex Bregman	June 25-July 1, 2018
Justin Verlander	Sept. 10-16, 2018
Yuli Gurriel	Sept. 16-23, 2018
George Springer	May 6-12, 2019
Yuli Gurriel	July 1-7, 2019
Justin Verlander	Aug. 26-Sept. 1, 2019
Gerrit Cole	Sept. 23-29, 2019

^ - shared award

TABLE OF CONTENTS

PLAYERS

PLAYER DEVELOPMENT

2020 REVIEW

OPPONENTS

HISTORY AND RECORDS

SPRING TRAINING

MEDIA INFORMATION

MINUTE MAID PARK

ASTROS AWARD WINNERS

PLAYERS OF THE MONTH

Bob Watson	May 1972
Cesar Cedeno	June 1972
Bob Watson	May 1975
Cesar Cedeno	Sept. 1977
Art Howe	May 1981
Jose Cruz	July 1984
Kevin Bass	June 1986
Jeff Bagwell	May 1993
Jeff Bagwell	June 1994
Jeff Bagwell	July 1994
Jeff Bagwell	May 1996
Richard Hidalgo	Sept. 2000
Jeff Bagwell	July 2001
Lance Berkman	May 2004
Lance Berkman	May 2008
Jose Altuve	June 2016
Carlos Correa	May 2017
Jose Altuve	July 2017
Alex Bregman	June 2018
Yuli Gurriel	July 2019
Alex Bregman	August 2019

ROOKIES OF THE MONTH

Roy Oswalt	Aug. 2001
Kirk Saarloos	July 2002
Hunter Pence	May 2007
George Springer	May 2014
Collin McHugh	Sept. 2014
Carlos Correa	June 2015
Yuli Gurriel	July 2017
Yordan Alvarez	June 2019
Yordan Alvarez	July 2019
Yordan Alvarez	August 2019

PITCHERS OF THE MONTH

J.R. Richard	July 1978
Ken Forsch	April 1979
Joe Niekro	May 1979
Joaquin Andujar	June 1979
J.R. Richard	Sept. 1979
J.R. Richard	April 1980
Nolan Ryan	Aug. 1982
Nolan Ryan	May 1984
Mike Scott	June 1989
Danny Darwin	July 1990
Darryl Kile	June 1993
Doug Drabek	May 1994
Darryl Kile	July 1997
Randy Johnson	Aug. 1998
Randy Johnson	Sept. 1998
Wade Miller	April 2001
Roy Oswalt	Aug. 2002
Roger Clemens	April 2004
Andy Pettitte	July 2005
Andy Pettitte	Sept. 2005
Roy Oswalt	Sept. 2006
Wandy Rodriguez	July 2009
Dallas Keuchel	April 2015
Dallas Keuchel	May 2015
Scott Kazmir	July 2015
Dallas Keuchel	Aug. 2015
Dallas Keuchel	April 2017
Lance McCullers Jr.	May 2017
Justin Verlander	May 2018
Gerrit Cole	June 2019
Gerrit Cole	July 2019
Gerrit Cole	Sept. 2019

^ - shared award

HOUSTON ALL-STAR GAME SELECTIONS

PITCHERS

	IP	H	R	ER	BB	SO	
1962	Turk Farrell (RHP) (28)	1.0	3	3	3	1	2
1963	Hal Woodeshick (LHP) (30)	2.0	1	0	0	1	3
1964	Turk Farrell (RHP) (30)	2.0	2	1	1	1	1
1965	Turk Farrell (RHP) (31)	1.0	0	0	0	1	0
1966	Claude Raymond (RHP) (29)			(Did not play)			
1967	Mike Cueller (LHP) (30)	2.0	1	0	0	0	2
1969	Larry Dierker (RHP) (22)	0.1	1	0	0	0	0
1971	Larry Dierker (RHP) (24)			(Did not play - injured)			
	Don Wilson (RHP) (26)	2.0	0	0	0	1	2
1976	Ken Forsch (RHP) (29)	1.0	0	0	0	0	1
1977	Joaquin Andujar (RHP) (24)			(Did not play - injured)			
1979	Joaquin Andujar (RHP) (26)	2.0	2	2	2	1	0
	Joe Niekro (RHP) (34)			(Did not play)			
	Joe Sambito (LHP) (27)	0.2	0	0	0	1	0
1980	J.R. Richard* (RHP) (30)	2.0	1	0	0	2	3
1981	Bob Knepper (LHP) (27)	2.0	1	0	0	2	3
	Nolan Ryan (RHP) (34)	1.0	0	0	0	0	1
1983	Bill Dawley (RHP) (25)	1.1	1	0	0	0	1
1985	Nolan Ryan (RHP) (38)	3.0	2	0	0	2	2
1986	Mike Scott (RHP) (31)	1.0	1	1	1	0	2
	Dave Smith (RHP) (31)			(Did not play)			
1987	Mike Scott* (RHP) (32)	2.0	1	0	0	0	1
1988	Bob Knepper (LHP) (34)	1.0	2	1	1	1	0
1989	Mike Scott (RHP) (34)			(Did not play - injured)			
1990	Dave Smith (RHP) (35)	0.2	1	0	0	2	1



HOUSTON ALL-STAR GAME SELECTIONS

PITCHERS (CONT.)

		IP	H	R	ER	BB	SO	
1991	Pete Harnisch (RHP) (24)	1.0	2	0	0	0	1	
1992	Doug Jones (RHP) (35)	1.0	4	3	3	0	2	
1993	Darryl Kile (RHP) (24)		(Did not play - injured)					
1994	Doug Drabek (RHP) (31)	0.2	4	3	1	0	1	
	John Hudek (RHP) (27)	0.2	1	2	2	1	1	
1997	Darryl Kile (RHP) (28)		(Did not play)					
1999	Mike Hampton (LHP) (26)	0.2	0	0	0	0	0	
	Jose Lima (RHP) (26)	1.0	1	0	0	0	0	
	Billy Wagner (LHP) (27)	0.2	0	0	0	0	2	
2000	Shane Reynolds (RHP) (32)		(Did not play)					
2001	Billy Wagner (LHP) (29)	0.1	0	0	0	0	0	
2003	Billy Wagner (LHP) (31)	1.0	1	1	1	0	0	
2004	Roger Clemens* (RHP) (41)	1.0	5	6	3	0	2	
2005	Roy Oswalt (RHP) (27)	1.0	2	2	2	1	1	
	Roger Clemens (RHP) (42)	1.0	0	0	0	0	0	
	Brad Lidge (RHP) (28)	1.0	0	0	0	0	3	
2006	Roy Oswalt (RHP) (28)	1.0	0	0	0	0	1	
2007	Roy Oswalt (RHP) (29)		(Did not play)					
2015	Dallas Keuchel* (LHP) (27)	2.0	2	1	0	0	1	
2016	Will Harris (RHP) (31)	0.1	0	0	0	0	1	
2017	Dallas Keuchel (LHP) (29)		(Did not play)					
	Lance McCullers Jr. (RHP) (23)		(Did not play)					
	Chris Devenski (RHP) (26)	1.0	0	0	0	0	1	
2018	Justin Verlander (RHP) (35)		(Did not play)					
	Gerrit Cole (RHP) (28)		(Did not play)					
	Charlie Morton (RHP) (34)	2.0	2	2	2	1	2	
2019	Justin Verlander* (RHP) (36)	1.0	0	0	0	0	2	
2019	Ryan Pressly (RHP) (30)		(Did not play)					

*Starter

POSITION PLAYERS

		AB	R	H	RBI	PO	A	E
1966	Joe Morgan* (2B) (22)		(Did not play - Injured)					
1967	Rusty Staub (23)	1	0	1	0	0	0	0
	Jimmy Wynn (25)	1	0	1	0	0	0	0
1968	Rusty Staub (24)	1	0	0	0	0	0	0
1969	Denis Menke (28)	1	0	0	0	1	0	0
1970	Denis Menke (29)	0	0	0	0	2	1	0
	Joe Morgan (26)	2	1	1	0	0	0	0
1972	Cesar Cedeno (21)	2	1	1	0	0	0	0
	Lee May* (1B) (29)	4	0	1	1	13	2	0
1973	Cesar Cedeno* (CF) (22)	3	0	1	1	3	0	0
	Bob Watson (27)	0	0	0	0	0	0	0
1974	Cesar Cedeno (23)	2	0	0	0	2	0	0
1975	Bob Watson (29)	1	0	0	0	0	0	0
1976	Cesar Cedeno (25)	2	1	1	2	1	0	0
1978	Terry Puhl (21)		(Did not play)					
1979	Craig Reynolds (26)	2	0	0	0	0	1	0
1980	Jose Cruz (32)		(Did not play)					
1982	Ray Knight (29)	3	0	0	0	1	4	0
1983	Dickie Thon (25)	3	0	1	0	0	2	0
1984	Jerry Mumphrey (31)	1	0	0	0	0	0	0
1985	Jose Cruz (37)	1	0	0	0	0	0	0
1986	Kevin Bass (27)	1	0	0	0	0	0	0
	Glenn Davis (25)	1	0	0	0	0	0	0
	Glenn Davis (28)	1	1	1	0	0	0	0
1989	Craig Biggio (25)	1	0	0	0	2	0	1
1992	Craig Biggio (26)	2	0	0	0	0	2	0
1994	Jeff Bagwell (26)	4	1	2	0	3	2	0
	Craig Biggio (28)	1	1	0	0	2	1	0
	Ken Caminiti (31)	1	0	0	0	0	0	0
1995	Craig Biggio* (2B) (29)	2	1	1	1	2	1	0

TABLE OF CONTENTS

PLAYERS

PLAYER DEVELOPMENT

2020 REVIEW

OPPONENTS

HISTORY AND RECORDS

SPRING TRAINING

MEDIA INFORMATION

MINUTE MAID PARK

HOUSTON ALL-STAR GAME SELECTIONS

POSITION PLAYERS (CONT.)

		AB	R	H	RBI	PO	A	E
1996	Craig Biggio* (2B) (30)	3	0	0	1	1	2	0
	Jeff Bagwell (2B)	2	0	0	0	5	0	0
1997	Craig Biggio* (2B) (31)	3	0	0	0	0	4	0
	Jeff Bagwell* (1B) (29)	3	0	0	0	8	1	0
1998	Craig Biggio* (2B) (32)	3	0	0	0	0	1	0
	Moises Alou (31)	3	1	1	0	0	0	0
1999	Jeff Bagwell* (DH) (31)	3	0	1	0	0	0	0
2001	Moises Alou (34)	1	0	0	0	0	0	0
	Lance Berkman (25)	2	0	1	0	0	0	0
2002	Lance Berkman (26)	3	0	1	2	8	1	0
2004	Lance Berkman* (CF) (28)	2	0	0	0	1	0	0
	Jeff Kent* (2B) (36)	2	1	1	0	2	4	1
	Carlos Beltran (27)	2	1	1	0	0	0	0
2005	Morgan Ensberg (29)	2	0	0	0	1	0	0
2006	Lance Berkman (30)	0	0	0	1	0	0	0
2007	Carlos Lee (31)	1	0	0	0	0	0	0
2008	Lance Berkman* (1B) (32)	2	0	0	1	5	0	0
	Miguel Tejada (34)	3	1	2	0	2	2	0
2009	Hunter Pence (26)			(Did not play)				
	Miguel Tejada (35)	2	0	0	0	1	4	0
2010	Michael Bourn (27)	1	0	0	0	0	0	0
2011	Hunter Pence (28)	2	1	1	0	0	1	0
2012	Jose Alou (22)	1	0	0	0	2	1	0
2013	Jason Castro (26)			(Did not play)				
2014	Jose Altuve (24)	0	0	0	1	0	1	0
2015	Jose Altuve* (2B) (25)	2	0	0	0	0	0	0
2016	Jose Altuve* (2B) (26)	3	0	0	0	4	2	1
2017	Jose Altuve* (2B) (27)	2	0	0	0	0	1	0
	Carlos Correa* (SS) (22)	2	0	0	0	1	2	0
	George Springer* (LF) (27)	3	0	0	0	0	0	0
2018	Jose Altuve* (2B) (28)	3	0	1	0	0	1	0
	Alex Bregman* (PH-3B) (24)	3	1	1	1	0	0	0
	George Springer (CF) (28)	2	2	2	1	1	0	0
2019	Michael Brantley (LF) (32)	2	0	1	0	0	0	0
	Alex Bregman* (3B) (25)	2	1	1	0	0	1	0
	George Springer (RF) (29)	2	1	1	0	0	0	0

*Starter

#MVP

HOUSTON ASTROS ALL-TIME ROSTER

Includes all players who have participated in one or more official Major League games for the Houston franchise, 1962 through 2020. (American League as of 2013)

A (33)

Abad, Fernando (LHP) - 2010-12
 Abercrombie, Reggie (OF) - 2008
 Abreu, Bob (OF) - 1996-97
 Abreu, Bryan (RHP) - 2019-2020
 Abreu, Juan (RHP) - 2011
 Adlesh, Dave (C) - 1963-68
 Afenir, Troy (C) - 1987
 Agee, Tommie (OF) - 1973
 Agosto, Juan (LHP) - 1987-90, 93
 Albers, Matt (RHP) - 2006-07, 14
 Alfaro, Jason (IF) - 2004
 Alou, Jesus (OF) - 1969-73, 78-79
 Alou, Moises (OF) - 1998-01
 Altuve, Jose (IF) - 2011-20
 Alvarez, Yordan (OF) - 2019-20
 Amalfitano, Joe (IF) - 1962
 Ambriz, Hector (RHP) - 2012-13
 Andersen, Larry (RHP) - 1986-90
 Anderson, John (RHP) - 1962
 Anderson, Josh (OF) - 2007
 Andrews, Rob (IF) - 1975-76
 Andujar, Joaquin (RHP) - 1976-81, 88
 Ankiel, Rick (OF) - 2013
 Anthony, Eric (OF) - 1989-93
 Aoki, Norichika (OF) - 2017
 Arias, Alberto (RHP) - 2008-09

Arlich, Don (LHP) - 1965-66
 Armenteros, Rogelio (RHP) - 2019-20
 Ashby, Alan (C) - 1979-89
 Aspromonte, Bob (IF) - 1962-68
 Astacio, Ezequiel (RHP) - 2005-06
 Astacio, Pedro (RHP) - 2001
 Ausmus, Brad (C) - 1997-98, 01-08

B (91)

Backe, Brandon (RHP) - 2004-09
 Bagwell, Jeff (IF) - 1991-05
 Bailey, Brandon (RHP) - 2020
 Bailey, Mark (C) - 1984-88
 Bako, Paul (C) - 1999-00
 Baldwin, Jeff (OF) - 1990
 Baldwin, Reggie (C) - 1978-79
 Bales, Lee (IF) - 1967
 Banks, Josh (RHP) - 2010
 Bannister, Alan (IF) - 1984
 Bannister, Floyd (LHP) - 1977-78
 Barker, Glen (OF) - 1999-01
 Barlow, Mike (RHP) - 1976
 Barnes, Clint (IF) - 2011
 Barnes, Brandon (OF) - 2012-13
 Barrios, Manuel (RHP) - 1997
 Barzilla, Phillip (LHP) - 2006
 Bass, Anthony (RHP) - 2014

Bass, Kevin (OF) - 1982-89, 93-94
 Bateman, John (C) - 1963-68
 Batista, Raphael (IF) - 1973, 75
 Bazarzo, Yorman (RHP) - 2009
 Beachamp, Jim (OF) - 1964-65, 70
 Bedard, Erik (LHP) - 2013
 Belinsky, Bo (LHP) - 1967
 Bell, Buddy (IF) - 1988
 Bell, Derek (OF) - 1995-99
 Bell, Eric (LHP) - 1993
 Beltrán, Carlos (OF) - 2004, 2017
 Bergman, Dave (IF/OF) - 1978-81
 Bergman, Sean (RHP) - 1998-99
 Berkman, Lance (OF) - 1999-10
 Berry, Dale (IF) - 1987
 Berry, Sean (IF) - 1996-98
 Biagini, Joe (RHP) - 2019-20
 Biancalana, Buddy (IF) - 1987
 Biellak, Brandon (RHP) - 2020
 Biggio, Craig (C/IF/OF) - 1988-07
 Billingham, Jack (RHP) - 1969-71
 Bixler, Brian (IF) - 2012
 Bjorkman, George (C) - 1983
 Blackley, Travis (LHP) - 2013
 Blair, Willie (RHP) - 1992
 Bland, Nate (LHP) - 2003
 Blasingame, Wade (LHP) - 1967-72
 Blefary, Curt (1B) - 1969



Blum, Geoff (IF) - 2002-03, 08-10
 Bochy, Bruce (C) - 1978-80
 Boever, Joe (RHP) - 1992
 Bogar, Tim (IF) - 1997-00
 Bogusevic, Brian (OF) - 2010-12
 Bond, Walt (IF) - 1964-65
 Boone, Aaron (IF) - 2009
 Boone, Dan (RHP) - 1982
 Borbon, Pedro (LHP) - 2002
 Borders, Pat (C) - 1995
 Borkowski, Dave (RHP) - 2006-08
 Boswell, Ken (IF) - 1975-77
 Bottenfield, Kent (RHP) - 2001
 Bourgeois, Jason (OF) - 2010-11
 Bourn, Michael (OF) - 2008-11
 Bouton, Jim (RHP) - 1969-70
 Bowen, Ryan (RHP) - 1991-92
 Bradey, Don (RHP) - 1964
 Brand, Ron (C) - 1965-68
 Brandt, Jackie (OF) - 1967
 Brantley, Michael (OF) - 2019
 Bream, Sid (IF) - 1994
 Bregman, Alex (IF) - 2016-20
 Brocail, Doug (RHP) - 1995-96, 08-09
 Brown, Hal (RHP) - 1963-64
 Brown, Ollie (OF) - 1974
 Browne, Byron (OF) - 1968
 Browne, Pidge (IF) - 1962
 Bruce, Bob (RHP) - 1962-66
 Brumley, Mike (IF) - 1993, 95
 Brunet, George (LHP) - 1962-63
 Bruntlett, Eric (IF) - 2003-07
 Bryant, Don (C) - 1969-70
 Buchanan, Jake (RHP) - 2014-15
 Buchholz, Taylor (RHP) - 2006
 Buck, Travis (OF) - 2012
 Buddin, Don (IF) - 1962
 Bullinger, Kirk (RHP) - 2003-04
 Bullock, Eric (OF) - 1985-86
 Burke, Chris (IF) - 2004-07
 Burns, Mike (RHP) - 2005
 Busby, Jim (OF) - 1962
 Busse, Ray (IF) - 1971, 73-74
 Buzhardt, John (RHP) - 1967-68
 Byrdak, Tim (LHP) - 2008-10

C (73)

Cabell, Enos (IF) - 1975-80, 84-85
 Cabrera, Jose (RHP) - 1997-00
 Cacek, Craig (IF) - 1977
 Calhoun, Jeff (LHP) - 1984-86
 Camacho, Ernie (RHP) - 1988
 Caminiti, Ken (IF) - 1987-94, 99-00
 Campbell, Dave (IF) - 1973-74
 Campbell, Jim (C) - 1962-63
 Cancel, Robinson (C) - 2011
 Candaele, Casey (IF) - 1988, 90-93
 Cangelosi, John (OF) - 1995-96
 Cannon, Joe (OF) - 1977-78
 Cano, Jose (RHP) - 1989
 Capel, Mike (RHP) - 1991
 Cappuzzello, George (LHP) - 1982
 Cardinal, Conrad (RHP) - 1963
 Carpenter, David (RHP) - 2011-12
 Carpin, Frank (LHP) - 1966
 Carr, Chuckie (OF) - 1997
 Carter, Chris (IF/OF) - 2013-15
 Cash, Kevin (C) - 2010
 Cassel, Jack (RHP) - 2008
 Castellanos, Humberto (RHP) - 2020
 Castilla, Vinny (3B) - 2001
 Castillo, Jose (INF) - 2008
 Castro, Jason (C) - 2010-16
 Cedeno, Andujar (IF) - 1990-94, 96
 Cedeno, Cesar (OF) - 1970-81
 Cedeno, Roger (OF) - 2000
 Cedeno, Ronny (IF) - 2013
 Cedeno, Xavier (LHP) - 2011-13
 Centeno, Juan (C) - 2017
 Cerv, Bob (OF) - 1962
 Chacin, Gustavo (LHP) - 2010
 Chacon, Shawn (RHP) - 2008
 Chapman, Kevin (LHP) - 2013-16
 Charles, Frank (C) - 2000
 Chavez, Raul (C) - 2000, 02-05
 Chen, Bruce (LHP) - 2003
 Childress, Rocky (RHP) - 1987-88
 Chiles, Rich (OF) - 1971-72, 76

Chirinos, Robinson (C) 2019
 Cicotte, Al (RHP) - 1962
 Cisneros, Jose (RHP) - 2013-14
 Clancy, Jim (RHP) - 1989-91
 Clark, Cody (C) - 2013
 Clark, Dave (OF) - 1998
 Clark, Terry (RHP) - 1990, 96
 Clemens, Paul (RHP) - 2013-14
 Clemens, Roger (RHP) - 2004-06
 Clippard, Tyler (RHP) - 2017
 Colbert, Nate (IF) - 1966, 68
 Cole, Gerrit (RHP) - 2018-2019
 Conger, Hank (C) - 2015
 Cook, Ron (LHP) - 1970-71
 Coombs, Danny (LHP) - 1963-69
 Cooper, Gary (IF) - 1991
 Cordero, Francisco (RHP) - 2012
 Corporan, Carlos (C) - 2011-14
 Correa, Carlos (IF) - 2015-20
 Corsi, Jim (RHP) - 1991
 Cosart, Jarred (RHP) - 2013-14
 Cosgrove, Mike (LHP) - 1972-76
 Coste, Chris (C) - 2009
 Crawford, Jim (LHP) - 1973, 75
 Crawford, Willie (OF) - 1977
 Cromer, Tripp (IF) - 2000, 03
 Crowe, Trevor (OF) - 2013
 Cruz, Jose (OF) - 1975-87
 Cruz Jr., Jose (OF) - 2008
 Cruz, Nelson (RHP) - 2001-02
 Cruz, Rhiner (RHP) - 2012-13
 Cuellar, Mike (LHP) - 1965-68
 Culver, George (RHP) - 1970-72

D (46)

Dahl, Jay (LHP) - 1963
 Daigle, Casey (RHP) - 2010
 Darwin, Danny (RHP) - 1986-90, 96
 Daugherty, Jack (IF) - 1993
 DaVanon, Jerry (IF) - 1975-76
 Davidson, Mark (OF) - 1989-91
 Davis, Brock (OF) - 1963-64, 66
 Davis, Glenn (IF) - 1984-90
 Davis, J.D. (IF) - 2017-18
 Davis, Ron (OF) - 1962, 66-68
 Davis, Tommy (OF) - 1969-70
 Dawley, Bill (RHP) - 1983-85
 de la Rosa, Jesus (OF) - 1975
 De Leon, Jorge (RHP) - 2013-14
 de los Santos, Ramon (LHP) - 1974
 Deduno, Samuel (RHP) - 2014-15
 Deetz, Dean (RHP) - 2018
 Del Rosario, Enerio (RHP) - 2010-12
 Deshaies, Jim (LHP) - 1985-91
 Devenski, Chris (RHP) - 2016-20
 Diaz Aledmys (IF) - 2019-20
 Diaz, Alex (OF) - 1999
 Diaz, Dayan (RHP) - 2017
 Dickson, Jim (RHP) - 1963
 Dierker, Larry (RHP) - 1964-76
 DiLauro, Jack (LHP) - 1970
 DiPino, Frank (LHP) - 1982-86
 Distefano, Benny (IF/OF) - 1992
 Dixon, Tom (RHP) - 1977-79
 Dominguez, Matt (IF) - 2012-14
 Donnels, Chris (IF) - 1993-95
 Doran, Bill (IF) - 1982-90
 Dotel, Octavio (RHP) - 2000-04
 Dougherty, Jim (RHP) - 1995-96
 Downs, Darin (LHP) - 2014
 Downs, Matt (IF) - 2010-12
 Drabek, Doug (RHP) - 1993-96
 Drew, Cameron (OF) - 1988
 Driessen, Dan (IF) - 1986
 Driskill, Travis (RHP) - 2005, 07
 Drott, Dick (RHP) - 1962-63
 Drumright, Keith (IF) - 1978
 Duckworth, Brandon (RHP) - 2004-05
 Duff, Matt (IF) - 2015-16
 Dukes, Tom (RHP) - 1967-68
 Durango, Luis (OF) - 2011

E (14)

Earley, Arnold (LHP) - 1967
 Easler, Mike (OF) - 1973-75
 Edens, Tom (RHP) - 1993-94
 Edwards, John (C) - 1969-74
 Eilers, Dave (RHP) - 1993

Elarton, Scott (RHP) - 1998-01
 Elmore, Jake (IF) - 2013
 Ensbarger, Morgan (IF) - 2000, 02-07
 Erstad, Darin (OF) - 2008-09
 Escalona, Sergio (LHP) - 2011
 Esposito, Brian (C) - 2010
 Eusebio, Tony (C) - 1991, 94-01
 Everett, Adam (IF) - 2001-07
 Everett, Carl (OF) - 1998-99

F (34)

Farnsworth, Kyle (RHP) - 2014
 Farrell, Dick (RHP) - 1962-67
 Fatch, Ernie (IF) - 1962-63
 Federowicz, Tim (C) - 2018
 Felder, Mike (OF) - 1994
 Feldman, Scott (RHP) - 2014-16
 Feliz, Michael (RHP) - 2015-17
 Feliz, Pedro (IF) - 2010
 Fernwick, Bob (IF) - 1972
 Ferguson, Joe (C) - 1977-78
 Fernandez, Jared (RHP) - 2003-04
 Fernandez, Sid (LHP) - 1997
 Fick, C.J. (RHP) - 2012
 Fields, Josh (RHP) - 2013-16
 Fiers, Mike (RHP) - 2015-17
 Figueroa, Nelson (RHP) - 2010-11
 Finley, Steve (OF) - 1991-94
 Fischlin, Mike (IF) - 1977-78, 80
 Fishel, John (OF) - 1988
 Fisher, Brian (RHP) - 1990
 Fisher, Derek (OF) - 2017-19
 Fister, Doug (RHP) - 2016
 Foltyniewicz, Mike (RHP) - 2014
 Forsch, Bob (RHP) - 1988-89
 Forsch, Ken (RHP) - 1970-80
 Fowler, Dexter (OF) - 2014
 Fox, Nellie (IF) - 1964-65
 Francisco, Ben (OF) - 2012
 Franco, John (LHP) - 2005
 Franklin, Wayne (LHP) - 2000-01
 Freese, Gene (IF) - 1966
 Fulchino, Jeff (RHP) - 2009-11
 Fuller, Jim (OF) - 1977
 Funk, Tom (LHP) - 1986

G (63)

Gaines, Joe (OF) - 1964-66
 Gaines, Ty (OF) - 1985-87
 Galaraga, Armando (RHP) - 2012
 Gallagher, Bob (OF) - 1973-74
 Gallo, Mike (LHP) - 2003-06
 Garcia, Luis (RHP) 2020
 Garcia, Kiko (IF) - 1981-82
 Garcia, Ramon (RHP) - 1997
 Gardner, Art (OF) - 1975, 77
 Gardner, Chris (RHP) - 1991
 Garner, Phil (IF) - 1981-87
 Gatt, Evan (OF) - 2015-18
 Geary, Geoff (RHP) - 2008-09
 Gedman, Rich (C) - 1990
 Geiger, Gary (OF) - 1969-70
 Gentile, Jim (IF) - 1965-66
 Gernert, Dick (IF) - 1962
 Geronimo, Cesar (OF) - 1969-71
 Gervacio, Sammy (RHP) - 2009-10
 Gibson, Joe (LHP) - 1972
 Giles, Ken (RHP) - 2016-18
 Gilson, Hal (RHP) - 1968
 Gimenez, Hector (C) - 2006
 Ginter, Keith (IF) - 2000-02
 Gipson, Charles (OF) - 2005
 Giusti, Dave (RHP) - 1962, 64-68
 Gladding, Fred (RHP) - 1968-73
 Goff, Jerry (C) - 1995-96
 Golden, Jim (RHP) - 1962-63
 Gomez, Carlos (OF) - 2015-16
 Gonzalez, Edgar (RHP) - 2012-13
 Gonzalez, Julio (IF) - 1977-80
 Gonzalez, Luis (OF) - 1990-95, 97
 Gonzalez, Marwin (IF) - 2012-18
 Gooden, Dwight (RHP) - 2000
 Goodman, Billy (IF) - 1962
 Gordon, Tom (RHP) - 2002
 Goss, Howie (OF) - 1963
 Gotta, Julio (IF) - 1966-69
 Granger, Wayne (RHP) - 1975
 Grant, Mark (RHP) - 1993

Green, Jason (RHP) - 2000
 Greene, Tommy (RHP) - 1997
 Greene, Tyler (IF) - 2012
 Gregerson, Luke (RHP) - 2015-17
 Greif, Bill (RHP) - 1971
 Greinke, Zack (RHP) -2019-20
 Griffin, Tom (RHP) - 1969-76
 Griffiths, Jeremy (RHP) - 2004
 Gross, Greg (OF/IF) - 1973-76, 89
 Gross, Kip (RHP) - 2000
 Grossman, Robbie (OF) - 2013-15
 Grote, Jerry (C) - 1963-64
 Grzanich, Mike (RHP) - 1998
 Guduan, Reymin (LHP) - 2017-19
 Guerrero, Juan (IF) - 1992
 Guinn, Skip (LHP) - 1969, 71
 Gullickson, Bill (RHP) - 1990
 Gurriel, Yuli (IF) - 2016-20
 Gustave, Jandel (RHP) - 2016-17
 Gutierrez, Juan (RHP) - 2007
 Gutierrez, Ricky (IF) 1995-99
 Guzman, Jesus (IF/OF) - 2014

H (65)

Hajek, Dave (IF) - 1995-96
 Halama, John (LHP) - 1998
 Hall, Bill (IF) - 2011
 Hampton, Mike (LHP) - 1994-99, 09
 Happ, J.A. (LHP) - 2010-12
 Hardy, Carroll (OF) - 1963-64
 Harby, Larry (RHP) - 1976
 Harnisch, Pete (RHP) - 1991-94
 Harrell, Lucas (RHP) - 2011-14
 Harris, Alonzo (OF) - 1967
 Harris, Buddy (RHP) - 1970-71
 Harris, Reggie (RHP) - 1998
 Harris, Will (RHP) - 2015-19
 Harrison, Chuck (IF) - 1965-67
 Hartgraves, Dean (LHP) - 1995-96
 Hartman, J.C. (IF) - 1962-63
 Harville, Chad (RHP) - 2004-05
 Hatcher, Billy (OF) - 1986-89
 Hawkins, LaTroy (RHP) - 2008-09
 Hayes, Charlie (IF) - 2001
 Heath, Bill (C) - 1966-67
 Heathcock, Jeff (RHP) - 1983, 85, 87-88
 Heep, Danny (OF) - 1979-82
 Heist, Al (OF) - 1962
 Helms, Tommy (IF) - 1972-75
 Henderson, Steve (OF) - 1988
 Henneman, Mike (RHP) - 1995
 Hennis, Randy (RHP) - 1990
 Henriquez, Oscar (RHP) - 1997
 Henry, Bill (LHP) - 1969
 Henry, Butch (LHP) - 1992
 Henry, Doug (RHP) - 1998-00
 Henry, Dwayne (RHP) - 1991
 Hernandez, Anderson (IF) - 2010
 Hernandez, Carlos (IF) - 1999
 Hernandez, Carlos (LHP) - 2001-02, 04
 Hernandez, Enrique (IF/OF) - 2014
 Hernandez, Manny (RHP) - 1986-87
 Hernandez, Roberto (RHP) - 2015
 Hernandez, Runelhyvs (RHP) - 2008
 Hernandez, Teoscar (OF) - 2016-17
 Hernandez, Xavier (RHP) - 1990-93, 96
 Herrera, Jose (OF/IF) - 1967-68
 Herrmann, Ed (C) - 1967-78
 Hertz, Steve (IF) - 1964
 Hiatt, Jack (C) - 1971-72
 Hidalgo, Richard (OF) - 1997-04
 Hirsh, Jason (RHP) - 2006
 Hoerner, Joe (LHP) - 1963-64
 Hoes, L.J. (OF) - 2013-15
 Hoffman, John (C) - 1964-65
 Holt, Chris (RHP) - 1996-00
 House, J.R. (C) - 2006, 08
 House, Pat (LHP) - 1967-68
 Householder, Paul (OF) - 1987
 Howard, Larry (C) - 1970-73
 Howard, Thomas (OF) - 1997
 Howard, Wilbur (OF) - 1974-78
 Howe, Art (IF) - 1976-82
 Howell, Jack (IF) - 1998-99
 Hoyt, James (RHP) - 2016-18
 Hudek, John (RHP) - 1994-97
 Huff, Aubrey (OF) - 2006
 Humber, Philip (RHP) - 2013

Hunter, Brian (OF) - 1994-96, 02-03

I (3)

Incaviglia, Pete (OF) - 1992, 98
 Inglett, Joe (IF) - 2011
 Ivie, Mike (IF) - 1981-82

J (26)

Jackson, Chuck (IF) - 1987-88
 Jackson, Mike (RHP) - 2001
 Jackson, Sonny (IF) - 1963-67
 James, Chris (OF) - 1993
 James, Josh (RHP) - 2018-20
 Jankowski, Jordan (RHP) - 2017
 Javier, Cristian (RHP) - 2020
 Javier, Ignacio (OF) - 1976
 Javier, Stan (OF) - 1999
 Jennings, Jason (RHP) - 2007
 Jimerson, Charlton (OF) - 2005-06
 Johnson, Chris (IF) - 2009-12
 Johnson, Clifford (C/IF/OF) - 1972-77
 Johnson, Jerry (RHP) - 1974
 Johnson, Jonathan (RHP) - 2003
 Johnson, Ken (RHP) - 1962-65
 Johnson, Randy (LHP) - 1998
 Johnson, Russ (IF) - 1997-00
 Johnstone, John (RHP) - 1996
 Jones, Chris C. (OF) - 1992
 Jones, Chris D. (OF) - 1985
 Jones, Doug (RHP) - 1992-93
 Jones, Gordon (RHP) - 1964-65
 Jones, Jimmy (RHP) - 1991-92
 Jones, Taylor (IF) - 2020
 Jones, Todd (RHP) - 1993-96
 Juden, Jeff (RHP) - 1991, 93
 Jutze, Skip (C) - 1973-76

K (22)

Kasko, Eddie (IF) - 1964-65
 Kata, Matt (IF) - 2009
 Kazmir, Scott (LHP) - 2015
 Kelleher, Mick (IF) - 1974
 Kemmerer, Russ (RHP) - 1962-63
 Kemp, Tony (OF) - 2016-19
 Kent, Jeff (IF) - 2003-04
 Keough, Matt (RHP) - 1986
 Keppinger, Jeff (IF) - 2009-11
 Kerfeld, Charlie (RHP) - 1985-87, 90
 Keuchel, Dallas (LHP) - 2012-18
 Kile, Darryl (RHP) - 1991-97
 King, Hal (C) - 1967-68
 Knepper, Bob (LHP) - 1981-89
 Knically, Alan (C/OF) - 1979-82
 Knight, Ray (IF) - 1982-84
 Knorr, Randy (C) - 1996-97, 99
 Knudson, Mark (RHP) - 1985-86
 Konieczny, Doug (RHP) - 1973-75, 77
 Kratz, Erik (C) - 2016
 Krauss, Marc (OF) - 2013-14
 Kroll, Gary (RHP) - 1966

L (41)

LaCorte, Frank (RHP) - 1979-83
 LaCoss, Mike (RHP) - 1982-84
 Ladd, Peter (RHP) - 1979
 Laird, Brandon (IF) - 2012-13
 Lamabe, Jack (RHP) - 1965
 Lamb, Mike (IF) - 2004-07
 Lampard, Keith (IF) - 1969-70
 Landestoy, Rafael (IF) - 1978-81
 Landis, Jim (OF) - 1967
 Lane, Jason (OF) - 2002-07
 Larker, Norm (IF) - 1962
 Larsen, Don (RHP) - 1964-65
 Larson, Dan (RHP) - 1976-77
 Latman, Barry (RHP) - 1966-67
 LeBlanc, Wade (LHP) - 2013
 Lee, Carlos (OF) - 2007-12
 Lee, Don (RHP) - 1965-66
 Lemaster, Denny (LHP) - 1968-71
 Lemongello, Mark (RHP) - 1976-78
 Leonard, Jeff (OF) - 1978-81
 Lidge, Brad (RHP) - 2002-07
 Lillis, Bob (IF) - 1962-67
 Lima, Jose (RHP) - 1997-01
 Lindeman, Jim (IF) - 1993
 Lindstrom, Matt (RHP) - 2010

Linebrink, Scott (RHP) - 2000-03
 Liriano, Francisco (LHP) - 2017
 Listach, Pat (IF) - 1997
 Lo, Chia-Jen (RHP) - 2013
 Lofton, Kenny (OF) - 1991
 Lombardozzi, Steve (IF) - 1989-90
 Lopez, Davey (IF/OF) - 1986-87
 Lopez, Aurelio (RHP) - 1986-87
 Lopez, Mandy (IF) - 2001
 Lopez, Wilton (RHP) - 2009-12
 Loretta, Mark (IF) - 2002, 07-08
 Loucks, Scott (OF) - 1980-83
 Lowrie, Jed (IF) - 2012, 2015
 Lugo, Julio (IF) - 2000-03
 Lyles, Jordan (RHP) - 2011-13
 Lyon, Brandon (RHP) - 2010-12

M (93)

MacKenzie, Ken (LHP) - 1965
 Madden, Mike (LHP) - 1983-86
 Maddux, Mike (RHP) - 2000
 Magadan, Dave (IF) - 1995
 Magnante, Mike (LHP) - 1997-98
 Mahoney, Jim (IF) - 1965
 Majewski, Gary (RHP) - 2010
 Maldonado, Martin (C) - 2018-20
 Mallicoat, Rob (LHP) - 1987, 91-92
 Mann, Jim (RHP) - 2001-02
 Mantilla, Felix (IF) - 1966
 Manwaring, Kirt (C) - 1996
 Mazonella, Tommy (IF) - 2009-10
 Marisnick, Jake (OF) - 2014-19
 Marshall, Mike (RHP) - 1970
 Martes, Francis (RHP) - 2017
 Martin, Corbin (RHP) - 2019
 Martin, Tom (LHP) - 1997
 Martinez, David (RHP) - 2013-14
 Martinez, Fernando (OF) - 2012-13
 Martinez, J.D. (OF) - 2011-13
 Martinez, Marty (IF) - 1969-71
 Martinez, Pedro (LHP) - 1995
 Mason, Roger (RHP) - 1989
 Mathews, Eddie (IF) - 1967
 Mathews, T.J. (RHP) - 2002
 Mathis, Ron (RHP) - 1985, 87
 Matranga, Dave (IF) - 2003
 Matz, Kazuo (IF) - 2008-10
 Maxwell, Justin (OF) - 2012-13
 May, Derrick (OF) - 1995-96
 May, Lee (IF) - 1972-74
 May, Milt (C) - 1974-75
 Mayberry, John (IF) - 1968-71
 Maybin, Cameron (OF) - 2017
 Maye, Lee (OF) - 1965-66
 Mayfield, Jack (IF) - 2019-20
 Maysonet, Edwin (IF) - 2008-09
 McCann, Brian (C) - 2017-18
 McCullers, Lance (RHP) - 2015-20
 McCurry, Jeff (RHP) - 1999
 McEwing, Joe (IF) - 2006
 McFadden, Leon (IF) - 1968-70
 McGriff, Terry (C) - 1990
 McHugh, Collin (RHP) - 2014-19
 McKnight, Tony (RHP) - 2000-01
 McLaughlin, Mike "Bo" (RHP) - 1976-79
 McLemore, Mark (IF) - 1991
 McLemore, Mark (LHP) - 2007
 McMahon, Don (RHP) - 1962-63
 McCurry, Craig (RHP) - 1995
 Meacham, Rusty (RHP) - 2000
 Meadows, Louie (OF) - 1986, 88-90
 Meads, Dave (LHP) - 1987-88
 Mejias, Roman (OF) - 1962
 Melancon, Mark (RHP) - 2010-11
 Melusky, Mitch (C) - 1998-00, 03
 Mendoza, Mike (RHP) - 1979
 Menke, Denis (IF) - 1968-71, 74
 Merced, Orlando (OF) - 2001-03
 Metzger, Roger (IF) - 1971-78
 Meyer, Brian (RHP) - 1988-90
 Miceli, Dan (RHP) - 2003-04
 Michaels, Jason (OF) - 2009-11
 Mieske, Matt (OF) - 1999-00
 Milbourne, Larry (IF) - 1974-76
 Milley, Wade (RHP) - 2019
 Miller, Norm (OF) - 1965-73
 Miller, Orlando (IF) - 1994-96
 Miller, Trevor (LHP) - 1998-99, 06-07



Miller, Wade (RHP) - 1999-04
 Minor, Blas (RHP) - 1997
 Mizerock, John (C) - 1983-86
 Mlicki, Dave (RHP) - 2001-02
 Moehler, Brian (RHP) - 2003, 07-10
 Moffitt, Randy (RHP) - 1982
 Montalvo, Rafael (RHP) - 1986
 Montague, Aurelio (RHP) - 1966
 Montgomery, Ray (OF) - 1996-98
 Moore, Scott (IF) - 2012
 Moran, Colin (IF) - 2016-17
 Moreno, Omar (RF) - 1983
 Morgan, Joe (IF) - 1963-71, 80
 Morman, Alvin (LHP) - 1996
 Morton, Charlie (RHP) - 2017-18
 Mota, Andy (IF) - 1991
 Mouton, James (OF) - 1994-97
 Mumphy, Jerry (OF) - 1983-85
 Munro, Pete (RHP) - 2002-04
 Munson, Eric (C) - 2006-07
 Murphy, Rob (LHP) - 1992
 Murrell, Ivan (OF) - 1963-64, 67-68
 Musgrove, Joe (RHP) - 2016-17
 Myers, Brett (RHP) - 2010-12

N (13)

Nagy, Mike (RHP) - 1974
 Navarro, Oswaldo (IF) - 2010
 Neshek, Pat (RHP) - 2015-16
 Nevin, Phil (IF) - 1995
 Newhan, David (INF) - 2008
 Nichols, Carl (C) - 1989-91
 Nicholson, Dave (OF) - 1966
 Niekro, Joe (RHP) - 1975-85
 Niemann, Randy (LHP) - 1979-80
 Nieve, Fernando (RHP) - 2006-08
 Nitkowski, C.J. (LHP) - 1998
 Norris, Bud (RHP) - 2009-13
 Nottebart, Don (RHP) - 1963-65

O (14)

Oberholtzer, Brett (LHP) 2013-15
 Oberkellf, Ken (IF) - 1990-91
 O'Bradovich, Jim (IF) - 1978
 Oliver, Darren (LHP) - 2004
 Olson, Gregg (RHP) - 1996
 Ortiz, Javier (OF) - 1990-91
 Ortiz, Russ (RHP) - 2009
 Osinski, Dan (RHP) - 1970
 Osteen, Claude (LHP) - 1974
 Osuna, Al (LHP) - 1990-93
 Osuna, Roberto (RHP) - 2018-20
 Oswalt, Roy (RHP) - 2001-10
 Owens, Jim (RHP) - 1964-67
 Owens, Rudy (LHP) - 2014

P (46)

Paciorek, John (OF) - 1963
 Pagnozzi, Matt (C) - 2013
 Palmeiro, Orlando (OF) - 2004-07
 Pankovits, Jim (IF) - 1984-88
 Paredes, Enoli (RHP) - 2020
 Paredes, Jimmy (IF) - 2011-13
 Parker, Rick (OF) - 1993
 Paronto, Chad (RHP) - 2008-09
 Patton, Troy (LHP) - 2007
 Paulino, David (RHP) - 2016-17
 Paulino, Felipe (RHP) - 2007, 09-10
 Peacock, Brad (RHP) - 2013-20
 Pearce, Steve (OF) - 2012
 Pena, Bert (IF) - 1981, 83-87
 Pena, Carlos (IF) - 2013
 Pena, Tony (C) - 1997
 Pence, Hunter (OF) - 2007-11
 Pendleton, Jim (OF) - 1962
 Pendleton, Lance (RHP) - 2011
 Pentz, Eugene (RHP) - 1976-78
 Pepitone, Joe (IF) - 1970
 Pérez, Cionel (LHP) - 2018-20
 Perez, Oliver (LHP) - 2015
 Perez, Tomas (IF) - 2008
 Perez, Yorkis (LHP) - 2000
 Petagine, Roberto (IF) - 1994
 Petit, Gregorio (IF) - 2014
 Pettitte, Andy (LHP) - 2004-06
 Phillips, J.R. (IF) - 1997-98
 Pichardo, Hipolito (RHP) - 2002

Pittman, Joe (IF) - 1981-82
 Pizarro, Juan (LHP) - 1973
 Pladson, Gordon (RHP) - 1979-82
 Plantier, Phil (OF) - 1995
 Pointer, Aaron (OF) - 1963, 66-67
 Porter, Colin (OF) - 2003
 Portugal, Mark (RHP) - 1989-93
 Powell, Brian (RHP) - 2000-01
 Powell, Jay (RHP) - 1998-01
 Powell, Ross (LHP) - 1994-95
 Presley, Alex (OF) - 2014-15
 Pressly, Ryan (RHP) - 2018-20
 Pruitt, Austin (RHP) 2020
 Puffer, Brandon (RHP) - 2002-03
 Puhl, Terry (OF) - 1977-90
 Pujols, Luis (C) - 1977-83

Q (2)

Qualls, Chad (RHP) - 2004-07, 14-15
 Quintero, Humberto (C) - 2005-11

R (49)

Rader, Doug (IF) - 1967-75
 Raley, Brooks (LHP) 2020
 Ramirez, Rafael (IF) - 1988-92
 Ramos, Ken (OF) - 1997
 Randolph, Stephen (LHP) - 2007
 Ranew, Merritt (C) - 1962
 Ransom, Cody (IF) - 2007
 Rasmus, Colby (OF) - 2015-16
 Ratliff, Gene (IF) - 1965
 Ray, Jim (RHP) - 1965-66, 68-73
 Ray, Larry (OF) - 1982
 Raymond, Claude (RHP) - 1964-67
 Reddick, Josh (OF) - 2017-20
 Redding, Tim (RHP) - 2001-04
 Reed, AJ (IF) - 2016-18
 Reed, Howie (RHP) - 1967
 Reuss, Jerry (LHP) - 1972-73
 Reynolds, Craig (IF) - 1979-89
 Reynolds, Ronn (C) - 1987
 Reynolds, Shane (RHP) - 1992-02
 Rhoden, Rick (RHP) - 1989
 Rhodes, Karl (OF) - 1990-93
 Riccelli, Frank (LHP) - 1978-79
 Richard, J.R. (RHP) - 1971-80
 Richardt, Mike (IF) - 1984
 Riles, Ernest (IF) - 1992
 Rivera, German (IF) - 1985
 Rivera, Luis (IF) - 1997
 Roberge, Bert (RHP) - 1979-80, 82
 Roberts, Dave A. (LHP) - 1972-75
 Roberts, Dave L. (OF/IF) - 1962, 64
 Roberts, Dave W. (IF/OF/C) - 1981
 Roberts, Leon (OF) - 1976-77
 Roberts, Robin (RHP) - 1965-66
 Robertson, Jerome (LHP) - 2002-03
 Rodgers, Brady (RHP) - 2016
 Rodriguez, Aneurys (RHP) - 2011-12
 Rodriguez, Fernando (RHP) - 2011-12
 Rodriguez, Ivan (C) - 2009
 Rodriguez, Nivaldo (RHP) - 2020
 Rodriguez, Wandy (LHP) - 2005-12
 Rodriguez, Wilfredo (LHP) - 2001
 Rohde, Dave (IF) - 1990-91
 Rondon, Gilbert (RHP) - 1976
 Rondón, Héctor (RHP) - 2018-19
 Rosario, Rodrigo (RHP) - 2003
 Ross, Mark (RHP) - 1982, 84-85
 Ruhle, Vern (RHP) - 1978-84
 Runnels, Pete (IF) - 1963-64
 Ryan, Nolan (RHP) - 1980-88

S (74)

Saarloos, Kirk (RHP) - 2002-03
 Saccomanno, Mark (INF) - 2008
 Sadler, Billy (LHP) - 2009
 Sambito, Joe (LHP) - 1976-82, 84
 Sampson, Chris (RHP) - 2006-10
 Sanabria, Carlos (RHP) 2020
 Sanchez, Aaron (RHP) - 2019
 Sanchez, Angel (IF) - 2010-11
 Santana, Domingo (OF) - 2014-15
 Sarfate, Dennis (RHP) - 2007
 Scanlan, Bob (RHP) - 1998
 Schafer, Jordan (OF) - 2011-12
 Schatzeder, Dan (LHP) - 1989-90
 Scheid, Rich (LHP) - 1992
 Scherman, Fred (LHP) - 1974-75
 Schilling, Curt (RHP) - 1991
 Schlueter, Jay (OF) - 1971
 Schneider, Dan (LHP) - 1967, 69
 Schourek, Pete (LHP) - 1998
 Scott, Luke (OF) - 2005-07
 Scott, Mike (RHP) - 1983-91
 Scott, Tony (OF) - 1981-84
 Scrubb, Andre (RHP) - 2020
 Self, Todd (OF) - 2005
 Sembera, Carroll (RHP) - 1965-67
 Servais, Scott (C) - 1991-95, 01
 Sexton, Jimmy (IF) - 1978-79
 Shantz, Bobby (RHP) - 1962
 Shea, Steve (LHP) - 1968
 Sherry, Larry (RHP) - 1967
 Shipley, Craig (IF) - 1995
 Shuck, J.B. (OF) - 2011
 Siebert, Paul (LHP) - 1974-76
 Simms, Mike (OF/IF) - 1990-92, 94-96
 Simpson, Dick (OF) - 1968
 Sims, Greg (OF) - 1966
 Singleton, Jon (IF) - 2014-15
 Sipp, Tony (LHP) - 2014-18
 Slusarski, Joe (RHP) - 1999-01
 Smajstrla, Craig (IF) - 1988
 Small, Mark (RHP) - 1996
 Smith, Billy (RHP) - 1981
 Smith, Dave (RHP) - 1980-90
 Smith, Hal (C) - 1962-63
 Smith, Jason (IF) - 2009
 Smith, Joe (RHP) - 2018-19
 Sneed, Cy (RHP) - 2019-20
 Snyder, Chris (C) - 2012
 Solano, Julio (RHP) - 1983-87
 Sosa, Henry (RHP) - 2011
 Sosa, Jose (RHP) - 1975-76
 Spangler, Al (OF) - 1962-65
 Sperring, Rob (IF) - 1977
 Spiers, Bill (IF/OF) - 1996-01
 Spillman, Harry (IF) - 1981-85, 88-89
 Spinks, Scipio (RHP) - 1969-71
 Springer, George (OF) - 2014-19
 Springer, Russ (RHP) - 1997, 04-06
 Stankov, Bobby (LHP) - 1979-81
 Stankiewicz, Andy (IF) - 1994-95
 Stanton, Mike (RHP) - 1975
 Stassi, Max (C) - 2013-19
 Staub, Rusty (OF) - 1963-68
 Stewart, Jimmy (IF) - 1972-73
 Stinson, Bob (C) - 1972
 Stone, Dean (LHP) - 1962
 Stone, Ricky (RHP) - 2001-04
 Storey, Mickey (RHP) - 2012
 Straily, Dan (RHP) - 2015
 Straw, Myles (OF) - 2018-20
 Strickland, Scott (RHP) - 2005
 Stubbs, Franklin (IF) - 1990
 Stubbs, Garrett (C) - 2019-20
 Sullivan, Cory (OF) - 2010
 Sutherland, Gary (IF) - 1972-73
 Sutton, Don (RHP) - 1981-82
 Swindell, Greg (LHP) - 1993-96

T (34)

Tabaka, Jeff (LHP) - 1995-96
 Taubensee, Eddie (C) - 1992-94
 Taussig, Don (OF) - 1962
 Taveras, Alex (IF) - 1976
 Taveras, Willy (OF) - 2004-06
 Taylor, Blake (LHP) - 2020
 Ryan, Ron (RHP) - 1965-66
 Tejada, Miguel (INF) - 2008-09
 Temple, Johnny (IF) - 1962-63
 Thatcher, Jon (LHP) - 2015
 Thomas, Derrel (IF) - 1971
 Thomas, Frank (OF) - 1965
 Thomas, Lee (OF) - 1968
 Thomas, Roy (RHP) - 1977
 Thompson, Milt (OF) - 194-95
 Thompson, Ryan (OF) - 1999
 Thon, Dickie (IF) - 1981-87
 Thornton, Otis (C) - 1973
 Thruop, George (RHP) - 1979
 Tiefenauer, Bob (RHP) - 1962
 Tolentino, Jose (IF) - 1991
 Tolliver, Ashur (LHP) - 2017

Tolman, Tim (OF) - 1981-85
 Toro, Abraham (IF) - 2019-20
 Torres, Hector (IF) - 1968-70, 73
 Towles, J.R. (C) - 2007-11
 Tremie, Chris (C) - 2004
 Trevino, Alex (C) - 1988-90
 Triandos, Gus (C) - 1965
 Tropeano, Nick (RHP) - 2014
 Truby, Chris (IF) - 2000-01
 Tucker, Kyle (OF) - 2018-2020
 Tucker, Preston (OF) - 2015-16
 Tucker, Scooter (C) 1992-93, 95

U (4)

Umbrecht, Jim (RHP) - 1962-63
 Upshaw, Cecil (RHP) - 1973
 Uribe, Jose (IF) - 1993
 Urquidy, Jose (RHP) - 2019-20

V (18)

Valbuena, Luis (IF) - 2015-16
 Valdes, Marc (RHP) - 2000
 Valdes, Raul (LHP) - 2014
 Valdespino, Sandy (OF) - 1969
 Valdez, Framber (LHP) - 2018-20
 Valdez, Jose (RHP) - 2011-12
 Valverde, Jose (RHP) - 2008-09
 Vaughan, Glenn (IF) - 1963
 Velasquez, Vince (RHP) - 2015
 Veras, Jose (RHP) - 2013-14
 Veres, Dave (RHP) - 1994-95
 Verlander, Justin (RHP) - 2017-20
 Villar, Henry (RHP) - 2010
 Villar, Jonathan (IF) - 2013-15
 Villarreal, Oscar (RHP) - 2008

Villone, Ron (LHP) - 2001, 03
 Vizcaino, Jose (IF) - 2001-05
 Von Hoff, Bruce (RHP) - 1965, 67

W (49)

Wagner, Billy (LHP) - 1995-03
 Walker, Tony (OF) - 1986
 Wall, Donne (RHP) - 1995-97
 Wallace, Brett (IF) - 2010-13
 Waller, Ty (OF) - 1987
 Walling, Denny (OF/IF) - 1977-88, 92
 Walton, Danny (IF) - 1968, 77
 Ward, Daryle (OF/IF) - 1998-02
 Warthen, Dan (LHP) - 1978
 Warwick, Carl (OF) - 1962-63
 Washington, Ron (IF) - 1989
 Watkins, Bob (RHP) - 1969
 Watson, Bob (IF/OF) - 1966-79
 Weathers, David (RHP) - 2004
 Weekley, Johnny (OF) - 1962-64
 Weiland, Kyle (RHP) - 2012
 Wesson, Barry (OF) - 2002
 Wheeler, Dan (RHP) - 2004-07
 White, Mike (OF) - 1963-65
 White, Rick (RHP) - 2003, 07
 White, Tyler (IF) - 2016-19
 Wiedenbauer, Tom (OF) - 1979
 Wiegand, Tom (C) - 1984
 Wigginton, Ty (IF) - 2007-08
 Wilkins, Dean (RHP) - 1991
 Wilkins, Rick (C) - 1995-96
 Williams, Brian (RHP) - 1991-94, 99
 Williams, George (IF) - 1962
 Williams, Jerome (RHP) - 2014
 Williams, Mike (RHP) - 2001

Williams, Mitch (LHP) - 1994
 Williams, Rick (RHP) - 1978-79
 Williams, Walt (OF) - 1964
 Williams, Woody (RHP) - 2007
 Willis, Ron (RHP) - 1969
 Wilson, Don (RHP) - 1966-74
 Wilson, Gary (RHP) - 1979
 Wilson, Glenn (OF) - 1989-90
 Wilson, Preston (OF) - 2006
 Wine, Robbie (C) - 1986-87
 Witt, George (RHP) - 1962
 Wojciechowski, Asher (RHP) - 2015
 Wolf, Randy (LHP) - 2008
 Womack, Dooley (RHP) - 1969
 Woodeshick, Hal (LHP) - 1962-65
 Woods, Gary (OF) - 1980-81
 Worth, Danny (IF) - 2016
 Wright, Wesley (LHP) - 2008-13
 Wynn, Jimmy (OF) - 1963-73

Y (6)

Yelding, Eric (IF) - 1989-92
 Yellen, Larry (RHP) - 1963-64
 York, Jim (RHP) - 1972-75
 Young, Anthony (RHP) - 1996
 Young, Gerald (OF) - 1987-92
 Yount, Larry (RHP) - 1971

Z (6)

Zachary, Chris (RHP) - 1963-67
 Zamora, Oscar (RHP) - 1978
 Zaun, Gregg (C) - 2002-03
 Zeid, Josh (RHP) - 2013-14
 Zinter, Alan (IF) - 2002
 Zosky, Ed (IF) - 2000

HOUSTON ALL-TIME COACHES (104)

Adair, Jimmy - 1962-65
 Albert, Jeff - 2018
 Alou, Jesus - 1979
 Arnsberg, Brad - 2010
 Ashby, Alan - 1997
 Bagwell, Jeff - 2010
 Bailey, Mark - 2002-09
 Baker, Dusty - 2020
 Barfield, Jesse - 1995
 Barnett, Mike - 2011-12
 Berra, Yogi - 1986-89
 Berry, Sean - 2006-10
 Bjornson, Craig - 2012,14-17
 Bragan, Bobby - 1962
 Brocail, Doug - 2011-13
 Brock, Tarrik - 2014
 Busby, Jim - 1962-67
 Clint, Alex - 2018-20
 Clines, Gene - 1988
 Clark, Dave - 2008-13
 Cluck, Bob - 1979, 90-93
 Cooper, Cecil - 2005-07
 Cora, Alex - 2017
 Courtney, Clint - 1965
 Craig, Roger - 1974-75
 Cruz, Jose - 1997-09
 Cabbage, Mike - 1997-01

Dauer, Rich - 2015-17
 Deal, Cot - 1962-64, 83-85
 Dickenson, Ralph - 2014
 Engle, Dave - 1998
 Espada, Joe - 2018*19
 Everett, Adam - 2014
 Fox, Nellie - 1965-67
 Gaetti, Gary - 2004-05
 Galante, Matt - 1985-96, 98-01
 Garner, Phil - 1989-91
 Gomez, Preston - 1973
 Hancken, Buddy - 1968-72
 Harris, Luman - 1962-64
 Hattton, Grady - 1973-74
 Heist, Al - 1966-67
 Henderson, Steve - 1994-96
 Hickey, Jim - 2004-05
 Hill, Marc - 1988
 Hillman, Trey - 2015-16
 Hinch, AJ - 2015-19
 Hines, Ben - 1994
 Hooton, Burt - 2000-04
 Huggens, Dave - 2015-18
 Jaramillo, Rudy - 1990-93
 Jones, Deacon - 1976-82
 Jones, Gordon - 1966-67
 Kelly, Don - 2019

Kittle, Hub - 1971-75
 Lamont, Gene - 2002-04
 Lawless, Tom - 2014
 Leppert, Don - 1980-85
 Lillis, Bob - 1973-82
 Linares, Julio - 1994-96
 Listach, Pat - 2014
 Lopez, Omar - 2020
 Mallee, John - 2013-14
 Mansolino, Doug - 2005-07
 Martinez, Dennis - 2013
 McCraw, Tom - 1997-00
 Meacham, Bobby - 2010-12
 Menke, Denis - 1983-88
 Miller, Josh - 2019-20
 Moore, Jackie - 2007-08
 Moss, Les - 1982-89
 McGaha, Mel - 1968-70
 Napoleon, Ed - 1989-90
 Ott, Ed - 1989-93
 Owens, Jim - 1967-72
 Parker, Salty - 1968-72
 Pacheco, Tony - 1976-82
 Pedrique, Al - 2009-11
 Perez, Eduardo - 2013
 Pettini, Joe - 2012
 Pettis, Gary - 2015-20

Pollet, Howie - 1965
 Porter, Bo - 2013-14
 Powell, Alonzo - 2016-17
 Quirk, Jamie - 2010-11
 Radison, Dan - 2012-13
 Robinson, Dewey - 2008-09
 Romero, Ed - 2008-09
 Ruhle, Vern - 1997-00
 Snitker, Troy - 2019-20
 Speier, Chris - 2020
 Spencer, Tom - 1992-93
 Spilman, Harry - 1999-04
 Stottlemire, Mel - 1994-95
 Strom, Brent - 1996, 2014-20
 Sweet, Rick - 1996
 Tamargo, John - 1999-04
 Tenace, Gene - 1986-87
 Trembley, Dave - 2013-14
 Van Burkleo, Ty - 2012
 Virdon, Bill - 1997
 Wallace, Dave - 2007
 Walker, Jerry - 1983-85
 White, Doug - 2018
 Williams, Jim - 1975
 Wright, Mel - 1976-82
 Zinter, Alan - 2015



HOUSTON ALL-TIME UNIFORM NUMBERS

0	Year	Player
	14-15	Hoes, L.J.

00	Year	Player
	68	Mayberry, John

1	Year	Player
	62-64	Craft, Harry (Manager)
	66-68, 74	Hatton, Grady (Mgr, Coach)
	81, 83-87	Pena, Bert
	88, 90-93	Candaele, Casey
	94-96	Linares, Julio (Coach)
	99	Diaz, Alex
	00-02	Ginter, Keith
	03	Porter, Colin
	03	Matranga, Dave
	04-06	Taveras, Willy
	08	Abercrombie, Reggie
	11-12	Schafer, Jordan
	14	Lawless, Tom (Manager)
	15-20	Correa, Carlos

2	Year	Player
	62-63	Adair, Jimmy (Coach)
	64-65	Fox, Nellie
	66-67	Fox, Nellie (Coach)
	68-72	Parker, Roger (Coach)
	74-75	Craig, Roger (Coach)
	76-82	Wright, Mel (Coach)
	83-85	Deal, Cot (Coach)
	87-92	Young, Gerald
	90	Gedman, Rich
	94-96	Collins, Terry (Manager)
	97	Rivera, Luis
	99	Diaz, Alex
	00	Ensberg, Morgan
	02-03	Zaun, Gregg
	03	Meluskey, Mitch
	04-07	Burke, Chris
	08-09	Erstad, Darin
	10-11	Mills, Brad (Manager)
	13	Barnes, Brandon
	14-15	Villar, Jonathan
	16-20	Bregman, Alex

3	Year	Player
	62	Bragan, Bobby (Coach)
	63-64	Runnels, Pete
	65	Adair, Jimmy (Coach)
	66	Jones, Gordon (Coach)
	67	Busby, Jim (Coach)
	68-70	McGaha, Mel (Coach)
	71-75	Kittle, Hub (Coach)
	76-79	Pacheco, Tony (Coach)
	80-81	Leppert, Don (Coach)
	81-87	Garner, Phil
	87	Biancalana, Buddy
	88	Drew, Cameron
	89-91	Garner, Phil (Coach)
	93-95	Donnels, Chris
	95-96	Wilkins, Rick
	96	Manwaring, Kirt
	98-99	Everett, Kirt
	01	Everett, Adam
	03	Cromer, Tripp
	04	Williams, Jimmy (Manager)
	05-07	Garner, Phil (Manager)
	08-10	Matsui, Kazuo
	11	Ingllett, Joe
	11	Durango, Luis
	12	Francisco, Ben
	13	Perez, Eduardo (Coach)
	14	Petit, Gregorio
	15	Presley, Alex
	17	Aoki, Norichika
	17	Maybin, Cameron
	18-19	Tucker, Kyle
	20	Straw, Myles

4	Year	Player
	62-65	Busby, Jim (Player, Coach)
	63	Vaughan, Glenn
	65-66	Gentile, Jim
	67	Adlesh, Dave

68-72	Hancken, Buddy (Coach)
76-82	Jones, Deacon (Coach)
83-86	Mizerock, John
87	Berra, Dale
88-89	Biggio, Craig
89-90	Lombardozzi, Steve
90-93	Rhodes, Karl
93	Brumley, Mike
94-95	Stankiewicz, Andy
96	Hajek, Dave
97	Pena, Tony
97	Listach, Pat
98	Meluskey, Mitch
99	Hernandez, Carlos
00-03	Lugo, Julio
03-07	Bruntlett, Eric
06	Wilson, Preston
08	Moore, Jackie (Coach)
09-11	Michaels, Jason
12	Lowrie, Jed
13	Laird, Brandon
14-19	Springer, George

5	Year	Player
	62-64	Deal, Cot (Coach)
	65	Pollet, Howie (Coach)
	66	Busby, Jim (Coach)
	67	Jones, Gordon (Coach)
	67	King, Hal
	68-72	Owens, Jim (Coach)
	74-82, 83-85	Lillis, Bob (Coach, Mgr)
	88	Henderson, Steve
	89	Napoleon, Ed (Coach)
	91-05, 10	Bagwell, Jeff (Player, Coach)
		<i>Retired in 2007 - Jeff Bagwell</i>

6	Year	Player
	62-63	Harris, Luman (Coach)
	63	Grote, Jerry
	65	Courtney, Clint (Coach)
	66-67	Heist, Al (Coach)
	68	Adlesh, Dave
	69-70	Bryant, Don
	72-77	Johnson, Cliff
	77	Cacek, Craig
	78-79	Baldwin, Reggie
	80-83	Pujols, Luis
	84-88	Bailey, Mark
	88	Spilman, Harry
	89	Gross, Gregg
	90-91	Rohde, Dave
	92-94	Taubensee, Eddie
	95-97	Mouton, James
	99-00	Bako, Paul
	00-01	Truby, Chris
	03-09	Bailey, Mark (Coach)
	10-11	Quirk, Jamie (Coach)
	12	Buck, Travis
	13-14	Villar, Jonathan
	14	Hernandez, Enrique
	14-19	Marisnick, Jake

7	Year	Player
	62	Ranew, Merritt
	63-68	Bateman, John
	65	Triandos, Gus
	69-74	Edwards, Johnny
	76-82	Viridon, Bill (Manager)
	84	Bannister, Alan
	86-87	Wine, Robbie
	89-07	Biggio, Craig
		<i>Retired in 2008 - Craig Biggio</i>

8	Year	Player
	62-63	Smith, Hal
	63-64	Grote, Jerry
	63-65	Adlesh, Dave
	66-67	Heath, Bill
	67	Brandt, Jackie
	68	King, Hal
	70	Watson, Bob
	71-72	Hiatt, Jack
	72-73	Sutherland, Gary
	73	Batista, Rafael
	74-75	May, Milt

76-78	Herrmann, Ed
78-79	Pujols, Luis
80	Morgan, Joe
81	Roberts, Dave
82-83	Bass, Kevin
85-89	Berra, Yogi (Coach)
90	McGriff, Terry
97	Ashby, Alan (Coach)
98-01	Galante, Matt (Coach)
03-04	Spillman, Harry (Coach)
05-06	Gaetti, Gary (Coach)
02	Zaun, Gregg
02, 07-08	Loretta, Mark
09	Boone, Aaron
10-11	Keppinger, Jeff
11	Shuck, J.B.
13	Crowe, Trevor
14	Presley, Alex
15	Lowrie, Jed
16	Moran, Colin
16-20	Pettis, Gary (Coach)

9	Year	Player
	62-63	Campbell, Jim
	62-63	Smith, Hal
	64-65	Hoffman, John
	65-68	Brand, Ron
	70	Pepitone, Joe
	72	Stinson, Bob
	73	Jutze, Skip
	73-76	Thornton, Otis
	73	Kelleher, Mick
	74	Johnson, Cliff
	77-80	Gonzalez, Julio
	81-82	Pittman, Joe
	85-86	Joe Bullock, Eric
	87	Afenir, Troy
	88-90	Trevino, Alex
	90	McGriff, Terry
	91-95	Servais, Scott
	95-96	Goff, Jerry
	96-97	Knorr, Randy
	98-00	Johnson, Russ
	01	Cubbage, Mike (Coach)
	02	Pena, Tony (Coach)
	03	Porter, Colin
	05	Quintero, Humberto
	06	Huff, Aubrey
	07-11	Pence, Hunter
	12-18	Gonzalez, Marwin
	19-20	Mayfield, Jack

10	Year	Player
	62	Larker, Norm
	63-68	Staub, Rusty
	69-70	Davis, Tommy
	70	Howard, Larry
	70-73	Batista, Rafael
	74-76	Milbourne, Larry
	77-78, 80	Fischlin, Mike
	81-87	Thon, Dickie
	88	Clines, Gene (Coach)
	89	Spilman, Harry
	90-91	Oberkflott, Ken
	92	Eusebio, Tony
	92	Riles, Ernest
	93-94	Cedeno, Andujar
	95-99	Hampton, Mike
	00	Cromer, Tripp
	01-05	Vizcaino, Jose
	06	Bruntlett, Eric
	07	Ransom, Cody
	08-09	Tejada, Miguel
	10-12	Meacham, Bobby (Coach)
	13	Elmore, Jake
	14	Brock, Tarrik (Coach)
	15-16	Pettis, Gary (Coach)
	16-20	Gurriel, Yuli

11	Year	Player
	62	Amalfitano, Joey
	63	Fazio, Ernie
	64-65	Kasko, Eddie
	66	Gotay, Julio
	66	Freese, Gene
	67	Mathews, Eddie

TABLE OF CONTENTS

PLAYERS

PLAYER DEVELOPMENT

2020 REVIEW

OPPONENTS

HISTORY AND RECORDS

SPRING TRAINING

MEDIA INFORMATION

MINUTE MAID PARK

HISTORY AND RECORDS

67	Watson, Bob
68-71, 74	Menke, Denis
72-73	Stewart, Jimmy
75-76	Andrews, Rob
77	Sperring, Rob
79-82	Knically, Alan
83-86	DiPino, Frank
86-87	Lopes, Davey
87-94, 99-00	Caminiti, Ken
97-98, 01-08	Ausmus, Brad
09	Hampton, Mike
10-11	Bourgeois, Jason
12	Domiguez, Matt
13-14	Mallee, John (Coach)
15-18	Gattis, Evan
19-20	Stubbs, Garrett

12 Year

Player

62	Richards, Paul (GM)
63	Morgan, Joe
66	Colbert, Nate
67	Bales, Lee
67-75	Rader, Doug
79-89	Reynolds, Craig
90	Wilson, Glenn
91-94	Finley, Steve
95-99	Gutierrez, Ricky
01-02	Spilman, Harry (Coach)
03-04	Kent, Jeff
08	Berry, Sean (Coach)
09	Rodriguez, Ivan
09-10	Manzella, Tommy
11	Barnes, Clint
12	Bixler, Brian
13	Pena, Carlos
14-19	Stassi, Max
19	Maldonado, Martin
20	Baker, Dusty (Manager)

13 Year

Player

63-67	Farrell, Turk
69	Blefary, Curt
77-78	Ferguson, Joe
78-80	Bochy, Bruce
84	Wieghaus, Tom
88	Mathis, Ron
88	Camacho, Ernie
89-90	Wilson, Glenn
90	Young, Gerald
92	Riles, Ernie
95-03	Wagner, Billy
06-07	Munson, Eric
08	Perez, Tomas
08	Pedrique, Al (Coach)
10-11	Pearce, Steve
12	Laird, Brandon
13	Cedeno, Ronny
14-15	Santana, Domingo
16-19	White, Tyler
19	Toro, Abraham

14 Year

Player

62-68	Aspromonte, Bob
69-71	Martinez, Marty
72-78	Metzger, Roger
79-89	Ashby, Alan
92-93	Ott, Ed (Coach)
95-99	Bell, Derek
00	Cedeno, Roger
01	Hayes, Charlie
02-07	Ensberg, Morgan
08	Bourn, Michael
09-10	Berry, Sean (Coach)
11-13	Martinez, J.D.
14	Guzman, Jesus
15-19	Hinch, AJ (Manager)

15 Year

Player

62-67	Lillis, Bob
68-70	Torres, Hector
71	Metzger, Roger
72-75	Roberts, Dave
76	Taveras, Alex
78	Drumright, Keith
80-81	Woods, Gary
81-82	Ivie, Mike
83-88	Menke, Denis (Coach)
87	Lopes, Davey

89	Washington, Ron
89-92	Yelding, Eric
93-96	Drabek, Doug
97-04	Hidalgo, Richard
04	Beltran, Carlos
05-09	Cooper, Cecil (Coach, Mgr)
10, 12-16	Castro, Jason
17	Beltran, Carlos
18, 20	Maldonado, Martin

16 Year

Player

62	Warwick, Carl
62	Goodman, Billy
63	Temple, Johnny
63-65	White, Mike
66-67	Jackson, Sonny
71, 73-74	Busse, Ray
75-76	DaVanon, Jerry
77	Fuller, Jim
78-81	Bergman, Dave
81-85	Spilman, Harry
88-92	Ramirez, Rafael
93	James, Chris
95	Shipley, Craig
95-96	May, Derrick
98	Hidalgo, Richard
97-99	McCraw, Tom (Coach)
00	Gooden, Dwight
00	Valdes, Marc
01-03	Merced, Orlando
05-07	Lane, Jason
08-09	Romero, Ed (Coach)
10-12	Downs, Matt
13-14	Porter, Bo (Manager)
15	Conger, Hank
16	Kemp, Tony
17-18	McCann, Brian
16	Diaz, Aledmys

17 Year

Player

62	Gernert, Dick
62	Cerv, Bob
62	Browne, Pidge
63	Pointer, Aaron
64	Hertz, Steve
66-67	Harrison, Chuck
68-69	Gotay, Julio
71	Schlueter, Jay
73	Sutherland, Gary
73	Torres, Hector
75-77	Boswell, Ken
78-81	Landestoy, Rafael
82	Moffitt, Randy
84-89, 93-94	Bass, Kevin
90-93	Cedeno, Andujar
90	Baldwin, Jeff
95	Borders, Pat
95	Plantier, Phil
96-98	Berry, Sean
99	Knorr, Randy
00-10	Berkman, Lance

18 Year

Player

62	Buddin, Don
62-63	Hartman, J.C.
63	Wynn, Jimmy
65-71	Morgan, Joe
72	Fenwick, Bobby
74-75	Gomez, Preston (Mgr)
76-82	Howe, Art
84-85	Tolman, Tim
86-87	Tenace, Gene (Coach)
88	Fishel, John
89-92	Howe, Art (Manager)
94-95	Mouton, James
95	Magadan, Dave
95	Shipley, Craig
96	Sweet, Rick (Coach)
97	Virdon, Bill (Coach)
98, 00-01	Alou, Moises
09	Maysonet, Edwin
10	Sullivan, Cory
10	Hernandez, Anderson
12	Snyder, Chris
13	Lyles, Jordan
14	Krauss, Marc
15-16	Valbuena, Luis
17-19	Kemp, Tony

19	Sanchez, Aaron
20	Lopez, Omar (Coach)

19 Year

Player

62	Fazio, Ernie
62	Williams, George
63-65	Jackson, Sonny
67	Rader, Doug
67	Reed, Howie
69-70	Geiger, Gary
71	Thomas, Derrel
72-75	Helms, Tommy
78	Wbradovich, Jim
79	Oriedenbauer, Tom
82-90	Doran, Bill
91	Schilling, Curt
92	Geuerrero, Juan
93	Lindeman, Jim
94-96	Hunter, Brian
97	Johnson, Russ
98-00	Henry, Doug
00	Cedeno, Roger
01	Castillo, Vinny
04-07	Palmeiro, Orlando
08	Saccomanno, Mark
10-12	Bogusevic, Jim
13-15	Grossman, Robbie
16	Duffy, Matt
16	Moran, Colin
18	Federowicz, Tim
19-20	Espada, Jose (Coach)

20 Year

Player

62	Taussig, Don
62-64	Warwick, Carl
64	Hardy, Carroll
64-65	Beauchamp, Jim
65-66	Maye, Lee
67	Landis, Jim
67-68	Murrell, Ivan
68-70	McFadden, Leon
70-71	Geromino, Cesar
73-74	Campbell, Dave
73	Agee, Tommie
75	Rafael, Batista
75	Rosa, de la Jesus
76	Chiles, Rich
77-78	Cannon, Joe
79-80	Heep, Danny
81-82	Sutton, Don
83	Bjorkman, George
84-88	Pankovits, Jim
89-90	Schatzeder, Dan
91	McLemore, Mark
91	Tolentino, Jose
92	Tucker, Eddie
93-94	Bass, Kevin
94-01	Eusebio, Tony
02-04	Stone, Ricky
07	Anderson, Josh
08	Cassel, Jack
09-13	Norris, Bud
14	Listach, Pat (Coach)
15-16	Tucker, Preston
17	Clippard, Tyler
17	Moran, Colin
18-19	Espada, Jose (Coach)

21 Year

Player

62-65	Spangler, Al
65	Ray, Jim
66	Nicholson, Dave
67	Bales, Lee
67-73	Miller, Norm
73-76	Gross, Greg
77	Crawford, Willie
77-90	Puhl, Terry
91-92	Anthony, Eric
93-96	Swindell, Greg
95	Nevin, Phil
95	Hajek, Dave
96	Montgomery, Ray
97	Carr, Chuck
98	Engle, Dave (Coach)
99-00	Meluskey, Mitch
01	Servais, Scott
02-03	Hunter, Brian
04-06	Pettitte, Andy
07	White, Rick



07-08	Wigginton, Ty
09-11	Bourn, Michael
12-13	Martinez, Fernando
13	Humber, Philip
14	Fowler, Dexter
15	Singleton, Jon
17-19	Fisher, Derek
19-20	Greinke, Zack

22 Year Player

62, 66-68	Davis, Ron
62	Heist, Al
63	Paciorek, John
64	Beauchamp, Jim
64	Gaines, Joe
65	Harrison, Chuck
66	Sims, Greg
68	Colbert, Nate
68	Herrera, Jose
69-73, 78-79	Alou, Jesus
73-75	Easler, Mike
76-77	Roberts, Leon
80	Loucks, Scott
81	Woods, Gary
82-84	Knight, Ray
85	Jones, Chris
86-88	Lanier, Hal (Manager)
89	Mason, Roger
90-91	Davidson, Mark
92-95	Simms, Mike
93	Daugherty, Jack
95	Magadan, Dave
96	Young, Anthony
96	Cedeno, Andujar
97	Howard, Thomas
98	Incaviglio, Pete
99	Berkman, Lance
00	Barker, Glen
00	McCraw, Tom (Coach)
01	Lopez, Mendy
02-03	Williams, Jimmy (Manager)
04-06	Clemens, Roger
08	Cruz Jr., Jose
08-09	Hawkins, LaTroy
10	Lindstrom, Matt
11	Hall, Bill
11-14	Corporan, Carlos
12	Maxwell, Justin
15-16	Hillman, Trey (Coach)
17-19	Reddick, Josh

23 Year Player

62	Pendleton, Jim
63-64	Murrell, Ivan
64-65	Bond, Walt
66-67	Wilson, Don
67	Pointer, Aaron
68-71	Lemaster, Denny
72-74	May, Lee
75-80, 84-85	Cabell, Enos
81-82	Garcia, Kiko
85	Rivera, German
86	Driessen, Dan
87-88	Jackson, Chuck
89-90	Anthony, Eric
91	Mota, Andy
92-93	Jones, Doug
95-96	Simms, Mike
98	Grzanic, Mike
99-00	Mieske, Matt
00	Zosky, Eddie
01-02	Mlicki, Dave
03	Saarloos, Kirk
06	McEwing, Joe
07	Jennings, Jason
08	Maysonet, Edwin
09	Ortiz, Russ
09-12	Johnson, Chris
12	Greene, Tyler
13-15	Carter, Chris
16	Kratz, Erik
16-18	Reed, AJ
19	Brantley, Michael

24 Year Player

62	Roberts, Dave
62	Taussig, Don
62	Weekly, Johnny
63	Adlesh, Dave

64-73	Wynn, Jimmy
74	de los Santos, Ramon
74	Osteen, Claude
75, 77	Gardner, Art
78-79	Sexton, Jimmy
81-82	Heep, Danny
83	Moreno, Omar
85-87	Gainey, Ty
89-91	Ott, Ed (Coach)
90	Davidson, Mark
90	Stubbs, Franklin
92	Jones, Chris
93	Anthony, Eric
94-96	Miller, Orlando
97-00	Cubbage, Mike (Coach)
01	Barker, Glen
02-05	Lane, Jason

Retired in 2005 - Jimmy Wynn

25 Year Player

62	Mejias, Roman
64	Murrell, Ivan
65	Mahoney, Jim
66	Mantilla, Felix
67	Belinsky, Bo
69-72	Walker, Harry (Manager)
73-74	Gallagher, Bob
75-87	Cruz, Jose
88	Bell, Buddy
92	Walling, Denny
97-09	Cruz, Jose (Coach)

Retired in 1992 - Jose Cruz

26 Year Player

62	Temple, Johnny
63	Hardy, Carroll
63-64	Weekly, Johnny
64	Roberts, Dave
65	Harris, Luman (Manager)
67	Buzhardt, John
68	Watson, Bob
68	Colbert, Nate
69-70	Lampard, Keith
73-74	Jutze, Skip
74-78	Howard, Wilbur
80-81	Pladson, Gordie
81-83	Loucks, Scott
86, 88-90	Meadows, Louie
87	Householder, Paul
90-97	Gonzalez, Luis
04-07	Lamb, Mike
08-09	Brocaill, Doug
10	Navarro, Oswaldo
10	Sullivan, Corey
11-13	Brocaill, Doug (Coach)
15	Kazmir, Scott
17	Worth, Danny
17	Cora, Alex (Coach)
18-19	Straw, Myles

27 Year Player

62	Davis, Ron
62	Cerv, Bob
62	Browne, Pidge
63	Goss, Howie
64	Gaines, Joe
65	Ratliff, Gene
66-67	Adlesh, Dave
67	Zachary, Chris
68	Colbert, Nate
68-79	Watson, Bob
81	Smith, Billy
82-83	LaCorte, Frank
84-90	Davis, Glenn
91-94	Harnisch, Pete
95-96	Cangelosi, John
97-00	Bogar, Tim
01	Astacio, Pedro
04	Hernandez, Carlos
02-03, 08-10	Blum, Geoff
11-20	Altuve, Jose

28 Year Player

64	Williams, Walt
65	Gaines, Joe
66-67	Pointer, Aaron
67	Gotay, Julio
68	Thomas, Lee
69	Valdespino, Sandy

70-81	Cedeno, Cesar
83-85	Mumphrey, Jerry
86-89	Hatcher, Billy
89-91	Nichols, Carl
91	Lofton, Kenny
92	Incaviglia, Pete
93	Uribe, Jose
94	Felder, Mike
94-95	Thompson, Milt
96-01	Spiers, Bill
02-07	Everett, Adam
09	Keppinger, Jeff
09	Kata, Matt
10-11	Figueroa, Nelson
12	Carpenter, David
12	Fick, C.J.
13	Ankiel, Rick
13-14	Hoes, L.J.
14	Singleton, Jon
15-16	Rasmus, Colby
17-18	Davis, J.D.
20	Jones, Taylor

29 Year Player

63-64	Jackson, Sonny
63-64, 66	Davis, Brock
67	Harris, Candy
67	Bales, Lee
71-72	Chiles, Rich
75	de la Rosa, Jesus
76	Javier, Al
77-88	Walling, Denny
88	Smajstrla, Craig
89	Washington, Ron
90-91	Ortiz, Javier
92-93	Osuna, Al
94	Petagine, Roberto
95	Barfield, Jesse (Coach)
96	Abreu, Bobby
97-98	Phillips, J.R.
99	Ramos, Ken
99-00	Barker, Glen
01-04	Dotel, Octavio
04	Alfaro, Jason
05-06	Mansolino, Doug (Coach)
07	Williams, Woody
08-09	Geary, Geoff
10-13	Wallace, Brett
14-18	Sipp, Tony
19	Martin, Corbin
19	Biagini, Joe

30 Year Player

62-66	Bruce, Bob
67	Belinsky, Bo
68	Buzhardt, John
71	Blasingame, Wade
73, 75	Crawford, Jim
76-78	Pentz, Gene
79-81	Leonard, Jeffrey
81-84	Scott, Tony
84	Richardt, Mike
86	Walker, Tony
87	Reynolds, Ronn
87	Waller, Ty
90-91	Simms, Mike
92	Distefano, Benny
93	Parker, Rick
96	Hajek, Dave
96	Olson, Gregg
99-04	Tamargo, John (Coach)
05-07	Scott, Luke
08	Chacon, Shawn
10	Happ, J.A.
12	Galarraga, Armando
12-14	Dominguez, Matt
15-16	Gomez, Carlos
17	Cedeno, Juan
18-19	Rondón, Héctor
20	Tucker, Kyle

31 Year Player

62	Cicotte, Al
62-63	McMahon, Don
64-65	Larsen, Don
65	Lamabe, Jack
65	Thomas, Frank
66	Kroll, Gary
67	Farrell, Turk

HISTORY AND RECORDS

67	Sherry, Larry
67	Von Hoff, Bruce
67-69	Coombs, Danny
70	DiLauro, Jack
71	Yount, Larry
74	Nagy, Mike
74	Brown, Ollie
74-76	Siebert, Paul
77	Walton, Danny
78	Warthen, Dan
79-82	LaCorte, Frank
82	Boone, Danny
83, 85, 87-88	Heathcock, Jeff
88-89	Forsch, Bob
90-93, 96	Hernandez, Xavier
94	Bream, Sid
95-96	Tabaka, Jeff
95	Tucker, Eddie
97	Springer, Russ
98-02	Ward, Daryle
03	Chen, Bruce
03	Villone, Ron
04	Duckworth, Brandon
05	Franco, John
05	Gipson, Charles
08	Newhan, David
09	Smith, Jason
09	Norris, Bud
09	Sadler, Billy
10	Arnsberg, Brad (Coach)
11-12	Barnett, Mike (Coach)
12-13	Gonzalez, Edgar
14-19	McHugh, Collin
20	Toro, Abraham

32 Year Player

62-63 Umbricht, Jim
Retired in 1964 - Jim Umbricht

33 Year Player

62-63	Brunet, George
62	Stone, Dean
64-67	Owens, Jim
68	Gilson, Hal
68	Buzhardt, John
69-71	Mayberry, John
77	Dixon, Tom
79	Wiedenbauer, Tom
79	Throop, George
80	Pladson, Gordie
83-91	Scott, Mike

Retired in 1992 - Mike Scott

34 Year Player

62, 64	Giusti, Dave
63	Cardinal, Conrad
63	Dickson, Jim
64-65	Jones, Gordon
65	MacKenzie, Ken
65-66	Miller, Norm
66	Monteaquado, Aurelio
67	Herrera, Jose
69	Geronimo, Cesar
73	Upshaw, Cecil
76-77	Larson, Dan
78	Williams, Rick
79	Pladson, Gordie
80-88	Ryan, Nolan

Retired in 1996 - Nolan Ryan

35 Year Player

62-63	Golden, Jim
64	Morgan, Joe
65	Ray, Jim
65-68	Cuellar, Mike
65	Harrison, Chuck
69, 71	Guinn, Skip
75	Granger, Wayne
76-84	Sambito, Joe
86-87	Lopez, Aurelio
88-90	Meyer, Bryan
91	Capel, Mike
93	Daugherty, Jack
94-97	Hudek, John
98	Clark, Dave
99	Thompson, Ryan
01-02	Stone, Ricky
02	Borbon, Pedro
02	Pichardo, Hipolito

03	Bland, Nate
04	Weathers, David
04-07	Wheeler, Dan
09-13	Clark, Dave (Coach)
14-16	Fields, Josh
16-17	Hernandez, Teoscar
17	Liriano, Francisco
17-20	Verlander, Justin

36 Year Player

62-63	Drott, Dick
62	Johnson, Ken
62	Witt, George
64-67	Raymond, Claude
67	Eilers, Dave
68-72	Blasingame, Wade
75-85	Niekro, Joe
89	Rhoden, Rick
90	Gullickson, Bill
91	Wilkins, Dean
91	Cooper, Gary
93, 95	Tucker, Eddie
95	Brumley, Mike
96	Small, Mark
98-99	Howell, Jack
00-03	Linebrink, Scott
00	Maddux, Mike
04-06	Springer, Russ
07	Moehler, Brian
09	Kata, Matt
10	Cash, Kevin
10-11	Sanchez, Angel
14	Williams, Jerome
14	Everett, Adam (Coach)
15-19	Harris, Will
20	Speier, Chris (Coach)

37 Year Player

63-64	Yellen, Larry
64-67	Zachary, Chris
66	Monteaquado, Aurelio
67	Sherry, Larry
68	Browne, Byron
68	Simpson, Dick
69-71	Spinks, Scipio
69	Womack, Dooley
72-76	Cosgrove, Mike
72	Gibbon, Joe
77-79	Dixon, Tom
82	Ray, Larry
85-87, 90	Kerfeld, Charlie
91-92	Jones, Jimmy
93-02	Reynolds, Shane
04	Oliver, Darren
04	Backe, Brandon
05	Self, Todd
10-12	Lyon, Brandon
12	Cordero, Francisco
13	Martinez, Dennis (Coach)
06-07, 14	Albers, Matt
15-16	Nesek, Pat
18-20	Cintron, Alex (Coach)

38 Year Player

63-64	Brown, Hal
65-66	Roberts, Robin
66	Ray, Jim
66	Watson, Bob
67	Von Hoff, Bruce
69-76	Griffin, Tom
77-78	Bannister, Floyd
79	Williams, Rick
81-84	Tolman, Tim
86-87	Hernandez, Manny
89-91	Clancy, Jim
92	Reynolds, Shane
94	Hampton, Mike
95	McMurtry, Craig
98-99	Bergman, Sean
99	Javier, Stan
00	Meacham, Rusty
01	Jackson, Mike
02-04	Lamont, Gene (Coach)
05-06	Astacio, Ezequiel
07	Driskill, Travis
08-10	Moehler, Brian
11	Arnsberg, Brad (Coach)
11-13	Paredes, Jimmy

14	Downs, Darin
15	Perez, Oliver
17	Diaz, Dayan
17	Moran, Colin
18-19	Smith, Joe

39 Year Player

62	Anderson, John
62-63	Kemmerer, Russ
64-68	Giusti, Dave
70	Osinski, Dan
70-72	Culver, George
73	Pizarro, Juan
76	Barlow, Mike
76-79	McLaughlin, Bo
79	Ladd, Pete
81-89	Knepper, Bob
91	Gardner, Chris
94	Hines, Ben (Coach)
95	Henneman, Mike
96	Johnston, John
97-98	Montgomery, Ray
98-01	Powell, Jay
01	Villone, Ron
02	Mathews, T.J.
03	Moehler, Brian
06	Buchholz, Taylor
07	Mansolino, Doug (Coach)
08	Wolf, Randy
09	Fulchino, Jeff
09	Ortiz, Russ
10-12	Myers, Brett
12	Barnes, Brandon
13	Clark, Cody
14-15	Oberholtzer, Brett
16-18	Hudgens, Dave (Coach)
19-20	James, Josh

40 Year Player

62-65	Johnson, Ken
65	Lee, Don
65-66	Taylor, Ron
67-74	Wilson, Don

Retired in 1975 - Don Wilson

41 Year Player

63	Coombs, Danny
65-67	Seembera, Carroll
69	Henry, Bill
69	Schneider, Dan
70-71	Cook, Ron
79-81	Sprowl, Bobby
79	Wilson, Gary
85-86	Knudson, Mark
88	Heathcock, Jeff
91	Corsi, Jim
92	Blair, Willie
92	Bowen, Ryan
95	Martinez, Pedro
96	Swindell, Greg
96	Tabaka, Jeff
96	Hernandez, Xavier
97	Martin, Tom
98	Schourek, Pete
00	Linebrink, Scott
00	Dotel, Octavio
01-02	Cruz, Nelson
03-04	Fernandez, Jared
03	Johnson, Jonathan
04-09	Backe, Brandon
09	Coste, Chris
10	Daigle, Casey
10	Esposito, Brian
11-12	Lyles, Jordan
13	Veras, Jose
13	Stassi, Max
14-19	Peacock, Brad

42 Year Player

62	Shantz, Bobby
63	Dahl, Jay
64	Adair, Jimmy (Coach)
65	Von Hoff, Bruce
66	Carpin, Frank
67	Bales, Lee
67	House, Pat
68	Shea, Steve



69-71	Billingham, Jack
72-75	York, Jim
76	Hardy, Larry
77-78	Lemongello, Mark
79	Ladd, Pete
79-80, 82	Roberge, Bert
85	Mathis, Ron
86	Funk, Tom
88	Anderson, Larry
89	Davidson, Mark
91-93	Jaramillo, Rudy (Coach)
95	Martinez, Pedro
96	Strom, Brent (Coach)
97-01	Lima, Jose

Retired by MLB in 1997 - Jackie Robinson

43

Year	Player
62	Farrell, Turk
63-65	Nottebart, Don
66	Lee, Don
67-68	House, Pat
69	Willis, Ron
70-80	Forsch, Ken
70	Osinski, Dan
82-85	Leppert, Don (Coach)
85-91	Deshaios, Jim
94-95	Veres, Dave
97	Minor, Blas
98	Scanlan, Bob
98	Henry, Doug
01	Williams, Mike
01	Mlicki, Dave
02	Zinter, Alan
04-05	Harville, Chad
05	Strickland, Scott
06-10	Sampson, Chris
11-12	Rodriguez, Fernando
13	Peacock, Brad
15-20	McCullers Jr., Lance

44

Year	Player
62	Tiefenauer, Bobby
63	Dickson, Jim
63	Zachary, Chris
64-68	Coombs, Danny
63-64	Hoerner, Joe
67-68	Dukes, Tom
67	Earley, Arnold
69	Bouton, Jim
70	Beauchamp, Jim
71	Greif, Bill
74-75	Scherman, Fred
75-76	Sosa, Jose
78	Zamora, Oscar
81-82	Pladson, Gordie
86-90, 96	Darwin, Danny
91, 93	Juden, Jeff
98	Harris, Reggie
99-00	Holt, Chris
01-10	Oswalt, Roy
12	Bjornson, Craig (Coach)
12-13	Maxwell, Justin
13	Pagnozzi, Matt
14	Valdes, Raul
14	Farnsworth, Kyle
14	Deduno, Sam
15-17	Gregerson, Luke
19-20	Alvarez, Yordan

45

Year	Player
62	Umbrecht, Jim
64	Bradley, Don
66	Latman, Barry
67	Von Hoff, Bruce
68-73	Ray, Jim
74	Nagy, Mike
76	Rondon, Gil
77	Thomas, Roy
78-79	Riccelli, Frank
80-90	Smith, Dave
96-97, 99	Holt, Chris
00-01	Powell, Brian
01	Rodriguez, Wilfredo
02	Gordon, Tom
02	Wesson, Barry
03-06	Gallo, Mike
07-12	Lee, Carlos
12	Van Burkleo, Ty (Coach)
13	Bedard, Erik

14	Bass, Anthony
15	Deduno, Sam
16-17	Feliz, Michael
18-19	Cole, Gerrit

46

Year	Player
62-65	Woodeshick, Hal
65	Taylor, Ron
65	Jones, Gordon
65-66	Arlich, Don
66	Gaines, Joe
67	Schneider, Dan
70-71	Harris, Buddy
73-77	Konieczny, Doug
78	Leonard, Jeffrey
79-80	Niemann, Randy
82-83	DiPino, Frank
83-85	Dawley, Bill
86	Keough, Matt
91-92	Bowen, Ryan
93-94	Edens, Tom
95-96	Brocail, Doug
98-99	Miller, Trevor
00	Perez, Yorkis
00, 02-05	Chavez, Raul
06-07	Quintero, Humberto
07-11	Towles, J.R.
12	Moore, Scott
13	LeBlanc, Wade
14-16	Feldman, Scott
17	Tolliver, Ashur
17	Liriano, Francisco
18	Albert, Jeff (Coach)
19-20	Snitker, Troy (Coach)

47

Year	Player
63-64	Yellen, Larry
67-68	Blasingame, Wade
69	Watkins, Bob
72-73	Reuss, Jerry
74	Johnson, Jerry
76-81, 88	Andujar, Joaquin
82, 84-85	Ross, Mark
86-90	Andersen, Larry
91	Henry, Dwayne
92	Murphy, Rob
93	Grant, Mark
93	Nitkowski, C.J.
99	McCurry, Jeff
01	Bottenfield, Kent
04	Griffiths, Jeremy
06-07	Miller, Trevor
08-09	Valverde, Jose
10-11	Fulchino, Jeff
13	Trembley, Dave (Coach)
15	Strally, Dan
16-19	Devenski, Chris

48

Year	Player
63	Hoerner, Joe
65	Lee, Don
66-67	Larman, Barry
67	Dukes, Tom
68-73	Gladding, Fred
75	Stanton, Mike
78-84	Ruhle, Vern
85-96	Galante, Matt (Coach)
97-00	Ruhle, Vern (Coach)
01-04	Hooton, Burt (Coach)
05-06	Hickey, Jim (Coach)
08-10	Byrdak, Tim
12	Pettini, Joe (Coach)
13-14	Cosart, Jarred
14	Foltynewicz, Mike
15-17	Dauer, Rich (Coach)
19-20	Miller, Josh (Coach)

49

Year	Player
64-76	Dierker, Larry
84-86	Calhoun, Jeff
87-90, 93	Agosto, Juan
92	Scheid, Rich
95-96	Dougherty, Jim
97-01	Dierker, Larry (Manager)

Retired in 2002 - Larry Dierker

50

Year	Player
67	Sherry, Larry

68	Walton, Danny
68	House, Pat
69	Willis, Ron
71-80	Richard, J.R.
87-88	Childress, Rocky
92	Henry, Butch
97	Fernandez, Sid
98-01	Elarton, Scott
02	Saarloos, Kirk
03	White, Rick
08	Hernandez, Runelvys
08-09	Arias, Alberto
12	Bjornson, Craig (Coach)
13	Fields, Josh
04-07, 14-15	Qualls, Chad
16	Chapman, Kevin
17-18	Morton, Charlie

51

Year	Player
68	Shea, Steve
73	Pizarro, Juan
76	Lemongello, Mark
78	Zamora, Oscar
79	Dixon, Tom
82-84	LaCoss, Mike
86	Montalvo, Rafael
89-93	Portugal, Mark
94	Felder, Mike
96	Morman, Alvin
97-00	Cabrera, Jose
98	Johnson, Randy
01-04	Redding, Tim
05-12	Rodriguez, Wandy
12-13	Radison, Dan (Coach)
14	Dickenson, Ralph (Coach)
15	Hudgens, Dave (Coach)
16-18	Hoyt, James
19	Perez, Cionel
20	Pruitt, Austin

52

Year	Player
65	Gentile, Jim
71	Greif, Bill
76	Andujar, Joaquin
77	Gonzalez, Julio
82	Cappuzzello, George
83-87	Solano, Julio
89	Cano, Jose
90-92	Osuna, Al
92-93	Spencer, Tom (Coach)
94-95	Powell, Ross
96	Clark, Terry
97-98	Magnante, Mike
99-04	Miller, Wade
05-06	Jimerson, Charlton
07, 09-10	Paulino, Felipe
11	Escalona, Sergio
14-17	Bjornson, Craig (Coach)
20	Pérez, Cionel

53

Year	Player
70	Marshall, Mike
76	Hardy, Larry
77	Pujols, Luis
83-86	Madden, Mike
87-88	Meads, Dave
90	Clark, Terry
91-94, 99	Williams, Brian
97	Abreu, Bobby
00-01	Franklin, Wayne
02-04	Munro, Peter
05	Burns, Mike
06	Hirsh, Jason
08-13	Wright, Wesley
14-15	Fulchino, Jeff
16-18	Strom, Brent (Coach)
18	Giles, Ken
20	White, Doug (Coach)
20	Javier, Cristian

54

Year	Player
65	Miller, Norm
68	Gilson, Hal
79	Mendoza, Mike
83-85	Walker, Jerry (Coach)
88	Hill, Marc (Coach)
90	Fisher, Brian
90	Hennis, Randy
91-92	Cluck, Bob (Coach)

HISTORY AND RECORDS

92	Boever, Joe
93	Bell, Eric
97	Greene, Tommy
97	Henriquez, Oscar
98	Halama, John
00	Green, Jason
02-07	Lidge, Brad
08-09	Paronto, Chad
10-11	Melancon, Mark
13	Blackley, Travis
13-14	Martinez, David
15	Thatcher, Joe
15-17	Fiers, Mike
18	White, Doug (Coach)
18-19	Osuna, Roberto

55	Year	Player
83-89	Moss, Les (Coach)	
90	Fisher, Brian	
93	Cluck, Bob (Coach)	
94-96	Henderson, Steve (Coach)	
97	Barrios, Manuel	
01-02	Hernandez, Carlos	
07	Paulino, Felipe	
07-11	Quintero, Humberto	
12-13	Cruz, Rhiner	
14	Veras, Jose	
15	Zinter, Alan (Coach)	
16-17	Powell, Alonzo (Coach)	
18-20	Presly, Ryan	

56	Year	Player
69-70	Bouton, Jim	
87, 91-92	Mallicoat, Rob	
95-97	Wall, Donne	
00	Gross, Kip	
00	Charles, Frank	
03	Fernandez, Jared	
03-04	Bullinger, Kirk	
05	Duckworth, Brandon	
06	Barzilla, Phil	
06	Gimenez, Hector	
08	Villarreal, Oscar	
10	Majewski, Gary	
10	Villar, Henry	
12	Weiland, Kyle	
13-14	Clemens, Paul	
15	Hernandez, Roberto	
15	Thatcher, Joe	
16-19	Strom, Brent (Coach)	

57	Year	Player
65	Hoffman, John	
91-97	Kile, Darryl	

58	Year	Player
69	Schneider, Dan	
95-96	Hartgraves, Dean	
99-01	Slusarski, Joe	
01-02	Mann, Jim	
03-04	Miceli, Dan	
05	Driskill, Travis	
06	Munson, Eric	
06-08	Borkowski, Dave	
09	Bazardo, Yorman	
10-12	Abad, Fernando	
11	Harrell, Lucas	
13	Murphy, Jeff (bullpen catcher)	
14-15	Buchanan, Jake	

16	Fister, Doug	
17	Martes, Francis	
20	Raley, Brooks	
59	Year	Player
93-96	Jones, Todd	
97	Garcia, Ramon	
00-01	McKnight, Tony	
02-03	Puffer, Brandon	
04	Tremie, Chris	
06, 08	House, J.R.	
07	Sarfate, Dennis	
09-12	Lopez, Wilton	
13	Humber, Phillip	
13	Krauss, Marc	
15	Wojciechowski, Asher	
16-17	Musgrove, Joe	
18	Pérez, Cionel	
19-20	Valdez, Framber	

60	Year	Player
67	King, Hal	
75	Sosa, Jose	
00	Franklin, Wayne	
02-03	Robertson, Jeriome	
03	Rosario, Rodrigo	
08	Abercrombie, Reggie	
10	Banks, Josh	
11	Valdez, Jose	
11	Pendleton, Lance	
12-18	Keuchel, Dallas	
20	Paredes, Enoli	

61	Year	Player
13-14	Zeid, Josh	
16-17	Gustave, Jandel	
19-20	Armenteros, Rogelio	

62	Year	Player
03	Robinson, Jeriome	
07	McLemore, Mark	
11-12	Rodriguez, Aneuray	
12-13	Ambriz, Hector	
16, 19	Rodgers, Brady	
20	Taylor, Blake	

63	Year	Player
91	McLemore, Mark	
07	Randolph, Stephen	
09-10	Gervacio, Sammy	
11-13	Cedeno, Xavier	
13	Lo, Chia-Jen	
14	Tropeano, Nick	
15	Duffy, Matt	
16-17	Paulino, David	
18	James, Josh	
20	Bailey, Brandon	

64	Year	Player
06, 08	Nieve, Fernando	
11	Cancel, Robinson	
11-14	Harrell, Lucas	
17-19	Guduan, Reymin	
20	Bielak, Brandon	

65	Year	Player
79	Williams, Rick	
07	Patton, Troy	

11	Sosa, Henry
12	Storey, Mickey
13	Oberholtzer, Brett
17	Jankowski, Jordan
18	Valdez, Framber
19	Urquidy, Jose

66	Year	Player
01	Rodriguez, Wilfredo	
10-11	Del Rosario, Enerio	
13-15	Chapman, Kevin	
18	Abreu, Bryan	

67	Year	Player
11	Carpenter, David	
12	Valdez, Jose	
13-14	De Leon, Jorge	
15	Velasquez, Vince	
18	Deetz, Dean	
20	Sneed, Cy	

68	Year	Player
11	Abreu, Juan	
13-14	Cisneros, Jose	
15	Feliz, Michael	
20	Rodriguez, Nivaldo	

70	Year	Player
20	Scrubbs, Andre	

71	Year	Player
07	Gutierrez, Juan	

72	Year	Player
20	Castellanos, Humberto	

73	Year	Player
10	Chacin, Gustavo	

75	Year	Player
08-09	Robinson, Dewey (Coach)	

76	Year	Player
09	Pedrique, Al (Coach)	

77	Year	Player
09	Rodriguez, Ivan	
10	Feliz, Pedro	
20	Garcia, Luis	

84	Year	Player
18-19	Collins, Michael (Bullpen catcher)	

85	Year	Player
02-19	Bracamonte, Javier (Bullpen catcher)	

96	Year	Player
15-17	Munoz, Carlos (Bullpen catcher)	

99	Year	Player
94	Williams, Mitch	
14	Owens, Rudy	



TABLE OF CONTENTS

PLAYERS

PLAYER DEVELOPMENT

2020 REVIEW

OPPONENTS

HISTORY AND RECORDS

SPRING TRAINING

MEDIA INFORMATION

MINUTE MAID PARK

HOUSTON'S LAST TRADE WITH...

ARIZONA:	RHP Zack Greinke for IF Seth Beer, RHP, J.B. Bukauskas, RHP Corbin Martin and IF Josh Rojas. on July 31, 2019
ATLANTA:	PTBNL or cash considerations for OF Preston Tucker on Dec. 20, 2017.
BALTIMORE:	RHP Hector Velazquez for PTBNL on July 29, 2020
BOSTON:	RHP Garrett Mock for future considerations on Aug. 2, 2012.
CHICAGO (AL):	RHP Tyler Clippard for a PTBNL or cash considerations on Aug. 13, 2017.
CHICAGO (NL):	C Martin Maldonado for OF Tony Kemp on July 31, 2019
CINCINNATI:	LHP Brooks Raley for PTBNL on Aug. 9, 2020
CLEVELAND:	RHP Tommy DeJoneas for RHP James Hoyt on July 6, 2018
COLORADO:	OF Dexter Fowler and cash considerations for OF Brandon Barnes and RHP Jordan Lyles on Dec. 3, 2013.
DETROIT:	RHP Justin Verlander and OF Juan Ramirez for OF Daz Cameron, RHP Franklin Perez and C Jake Rogers on Aug. 31, 2017.
KANSAS CITY:	RHP Angel Baez for cash considerations on March 28, 2015.
LOS ANGELES (AL):	OF Rainier Rivas and OF Raider Uceta for C Max Stassi on July 31, 2019
LOS ANGELES (NL):	IF/OF Yordan Alvarez for RHP Josh Fields on Aug. 1, 2016.
MIAMI:	OF Jake Marisnick, RHP Francis Martes, IF Colin Moran and a 2015 Competitive Balance Round A Pick for RHP Jarrod Cosart, IF Enrique Hernandez and OF Austin Wates on July 31, 2014.
MILWAUKEE:	Future considerations for C Tyler Heineman on March 26, 2017.
MINNESOTA:	RHP Ryan Pressly for OF Gilberto Celestino and RHP Jorge Alcalá on July 27, 2018.
NEW YORK (AL):	C Brian McCann for RHP Albert Abreu and RHP Jorge Guzman on Nov. 17, 2016.
NEW YORK (NL):	RHP Blake Taylor and OF Kenedy Corona for OF Jake Marisnick on Dec. 15, 2019
OAKLAND:	RHP Brandon Bailey for OF Ramon Laureano on Nov. 20, 2017.
PHILADELPHIA:	PTBNL or cash considerations for RHP Pat Neshek on Nov. 4, 2016.
PITTSBURGH:	RHP Gerrit Cole for RHP Michael Feliz, OF Jason Martin, IF Colin Moran and RHP Joe Musgrove on Jan. 13, 2018.
SAN DIEGO:	C Erik Kratz for RHP Dan Straily on March 28, 2016.
SAN FRANCISCO:	RHP Henry Sosa and RHP Jason Stoffel for IF Jeff Keppinger on July 19, 2011.
SEATTLE:	Future considerations for OF Andrew Aplin on May 23, 2017.
ST. LOUIS:	IF Tyler Greene for cash considerations on Aug. 10, 2012.
TAMPA BAY:	RHP Austin Pruitt for RHP Peyton Battenfield and OF Cal Stevenson on Jan. 10, 2020
TEXAS:	RHP Akeem Bostick for C Carlos Corporan on Jan. 21, 2015.
TORONTO:	RHP Joe Biagini, RHP Aaron Sanchez and OF Cal Stevenson for OF Derek Fisher on July 31, 2019.
WASHINGTON:	C Danny Ardoin for IF Wade Robinson on March 26, 2007.

ASTROS MINUTE MAID PARK ALL-TIME LEADERS: BATTING

GAMES

779.....	Lance Berkman
648.....	Jose Altuve
590.....	Craig Biggio
501.....	Brad Ausmus
422.....	Jeff Bagwell

AT-BATS

2698.....	Lance Berkman
2541.....	Jose Altuve
2340.....	Craig Biggio
1539.....	Carlos Lee
1506.....	Jeff Bagwell

RUNS

498.....	Lance Berkman
413.....	Craig Biggio
391.....	Jose Altuve
341.....	Jeff Bagwell
258.....	George Springer

HITS

822.....	Lance Berkman
775.....	Jose Altuve
666.....	Craig Biggio
465.....	Carlos Lee
457.....	Jeff Bagwell

DOUBLES

187.....	Lance Berkman
164.....	Craig Biggio
141.....	Jose Altuve
93.....	Carlos Lee
83.....	Jeff Bagwell

TRIPLES

21.....	Hunter Pence
20.....	Lance Berkman
15.....	Michael Bourn
13.....	Richard Hidalgo
12.....	Craig Biggio

HOME RUNS

151.....	Lance Berkman
108.....	Jeff Bagwell
79.....	Craig Biggio
79.....	George Springer
74.....	Carlos Lee

RBI

522.....	Lance Berkman
310.....	Jeff Bagwell
289.....	Carlos Lee
263.....	Craig Biggio
255.....	Jose Altuve

BATTING AVERAGE (min. 600 PA)

.322.....	Miguel Tejada
.305.....	Jose Altuve
.305.....	Lance Berkman
.303.....	Jeff Bagwell
.303.....	Mike Lamb

STOLEN BASES

137.....	Jose Altuve
95.....	Michael Bourn
39.....	Craig Biggio
39.....	Lance Berkman
37.....	Hunter Pence

WALKS

516.....	Lance Berkman
264.....	Jeff Bagwell
209.....	George Springer
202.....	Jose Altuve
197.....	Craig Biggio

STRIKEOUTS

518.....	Lance Berkman
401.....	George Springer
397.....	Craig Biggio
354.....	Jose Altuve
324.....	Jeff Bagwell

TOTAL BASES

1502.....	Lance Berkman
1157.....	Jose Altuve
1091.....	Craig Biggio
878.....	Jeff Bagwell
786.....	Carlos Lee

SLUGGING PCT. (min. 600 PA)

.583.....	Jeff Bagwell
.557.....	Lance Berkman
.524.....	Richard Hidalgo
.524.....	Morgan Ensberg
.511.....	Carlos Lee

ON-BASE PCT. (min. 600 PA)

.419.....	Lance Berkman
.412.....	Jeff Bagwell
.391.....	Morgan Ensberg
.382.....	Alex Bregman
.371.....	Richard Hidalgo

MINUTE MAID PARK ALL-TIME LEADERS: OPPONENTS HITTING

GAMES

146.....Albert Pujols

AT-BATS

565.....Albert Pujols

RUNS

91.....Albert Pujols

HITS

153.....Albert Pujols

DOUBLES

24.....Albert Pujols

TRIPLES

4..C. Patterson, L. Walker, E. Andrus, E. Odor

HOME RUNS

31.....Albert Pujols

RBI

73.....Albert Pujols

BATTING AVERAGE (min. 150 PA)

.400.....Joey Votto/Chipper Jones

OBP (min. 150 PA)

.472.....Chipper Jones

SLG (min. 150 PA)

.736.....Chipper Jones

STOLEN BASES

15.....Jose Reyes

WALKS

63.....Albert Pujols

STRIKEOUTS

77.....Adam Dunn

TOTAL BASES

274.....Albert Pujols

ASTROS MINUTE MAID PARK ALL-TIME LEADERS: PITCHING

GAMES

202.....Brad Lidge

200.....Chad Qualls

163.....Will Harris

160.....Octavio Dotel

149.....Roy Oswalt

STARTS

144.....Roy Oswalt

112.....Wandy Rodriguez

90.....Dallas Keuchel

61.....Bud Norris

58.....Wade Miller

WINS

77.....Roy Oswalt

46.....Wandy Rodriguez

40.....Dallas Keuchel

31.....Collin McHugh

30.....Wade Miller

LOSSES

35.....Wandy Rodriguez

34.....Roy Oswalt

26.....Dallas Keuchel

18.....Bud Norris

15.....Jordan Lyles

15.....Wade Miller

15.....Collin McHugh

SAVES

72.....Brad Lidge

60.....Billy Wagner

41.....Jose Valverde

29.....Ken Giles

27.....Roberto Osuna

STRIKEOUTS

864.....Roy Oswalt

585.....Wandy Rodriguez

489.....Dallas Keuchel

381.....Collin McHugh

348.....Bud Norris

ERA (min. 200IP)

2.50.....Justin Verlander

2.51.....Lance McCullers Jr.

2.55.....Roger Clemens

2.79.....Gerrit Cole

2.89.....Roy Oswalt

COMPLETE GAMES

13.....Roy Oswalt

6.....Dallas Keuchel

2.....Wade Miller

2.....Andy Pettitte

2.....Wandy Rodriguez

SHUTOUTS

6.....Roy Oswalt

4.....Dallas Keuchel

2.....Wandy Rodriguez

1.....4 players tied

LONGEST HOME RUNS AT MINUTE MAID PARK

PLAYER	PITCHER	DATE	DISTANCE	LOCATION
Yordan Alvarez.....	Mike Minor.....	7-19-19.....	474.....	Right Field
Randall Grichuk, TOR.....	Will Harris.....	6-25-18.....	471.....	Left Center
Nelson Cruz, SEA.....	Luke Gregerson.....	5-1-15.....	469.....	Left Center
C.J. Cron, LAA.....	Collin McHugh.....	6-21-16.....	467.....	Left
Joey Gallo, TEX.....	James Hoyt.....	6-14-17.....	466.....	Center
Mark Trumbo, SEA.....	Vince Velasquez.....	9-1-15.....	464.....	Left Center
Lance Berkman.....	Jeremi Gonzalez, TB.....	6-7-03.....	464.....	Right
Colby Rasmus.....	Masahiro Tanaka.....	7-27-16.....	462.....	Left Center
Matt Stairs, PIT.....	Wade Miller.....	5-5-03.....	461.....	Center
Lance Berkman.....	Kyle Lohse, STL.....	6-8-08.....	460.....	Center
Barry Bonds, SF.....	Wade Miller.....	9-13-00.....	458.....	Center
Sammy Sosa, CHI (NL).....	Scott Elarton.....	8-21-00.....	457.....	Left
Andy Tracy, MON.....	Jose Lima.....	8-5-00.....	457.....	Center



LONGEST ASTROS HOME RUNS AT MINUTE MAID PARK

PLAYER	PITCHER	DATE	DISTANCE	LOCATION
1. Jordan Alvarez	Mike Minor	7-19-19	474	Right
2. Lance Berkman	Jeremi Gonzalez, TB	6-7-03	464	Right
3. Colby Rasmus	Masahiro Tanaka	7-27-16	462	Left Center
4. Lance Berkman	Kyle Lohse, STL	6-8-08	460	Center
5. George Springer	Danny Salazar, CLE	5-11-16	455	Left-Center
6. George Springer	Kyle Cody, TEX	9-15-20	455	Center
7. Jake Marisnick	David Price, BOS	6-18-17	454	Left
8. George Springer	Ariel Miranda, SEA	4-6-17	454	Left-Center
9. George Springer	Wade Miley, SEA	7-4-16	454	Left-Center
10. Jordan Alvarez	Lance Lynn, TEX	9-17-19	454	Right-Center

SHORTEST HOME RUNS AT MINUTE MAID PARK

PLAYER	PITCHER	DATE	DISTANCE	LOCATION
1. Adam Everett	Brett Tomko, STL	5-22-03	321	Left
2. Colby Rasmus	Sam Freeman, TEX	9-26-16	327	Right
3. George Springer	Emilio Pagán, SEA	9-17-17	328	Left
4. Ken Caminiti	Pat Hentgen, STL	4-23-00	329	Left
5. Jeff Kent	Aaron Harang, CIN	9-6-04	329	Left
6. Craig Biggio	Cory Lidle, PHI	7-25-05	329	Left
7. Jorge Cantu, FLA	Bud Norris	8-18-09	329	Left
8. Josh Reddick	Zack Godley, ARI	9-15-18	329	Right
9. Mitch Meluskey	Rick Aguilera, CHI	4-26-00	330	Left
10. Jeff Bagwell	Brian Reith, CIN	6-23-01	330	Right
10. Lance Berkman	Kevin Jarvis, SD	7-14-01	330	Left
10. Damian Jackson, SD	Wade Miller	7-14-01	330	Left
10. Adam Everett	Jeff Bennett, MIL	7-24-04	330	Left
10. Jason Marquis, STL	Wandy Rodriguez	6-4-05	330	Right
10. Lance Berkman	Joe Kennedy, COL	6-20-05	330	Left

MINUTE MAID PARK SINGLE-GAME RECORDS: TEAM

Category	Astros	Opponent
Most At-Bats	66, 8/15/06 vs. Chicago (NL)	66, 8/15/06 by Chicago (NL)
Most Runs	21, 9/8/19 vs. Seattle	21, 9/10/19 by Oakland
Most Hits	25, 8/10/19 vs. Baltimore	25 (2x), last, 9/10/19 by Oakland
Most Doubles	11, 9/8/19 vs. Seattle	7 (5x), last, 4/20/13 by Cleveland
Most Triples	3, 8/23/13 vs. Toronto	3 (2x), last, 4/2/13 by Texas
Most Home Runs	7, 9/9/19 vs. Oakland	6 (5x), 9/10/19 by Oakland
Most RBI	17, 8/26/03 vs. Los Angeles (NL)	18 (2x), last, 4/20/13 by Cleveland
Most Walks	12, 5/11/16 vs. Cleveland	11 (2x), last, 9/18/13 by Cincinnati
Most Intentional Walks	3 (6x), last, 9/24/11 vs. Colorado	3 (8x), last, 9/16/12 by Philadelphia
Most Strikeouts	19 (2x), last, 8/19/15 vs. Tampa Bay	22, 8/1/16 by Toronto
Most Stolen Bases	6, (2x), last 8/5/13 vs. Boston	6, 9/18/04 by Milwaukee
Most Caught Stealing	3 (3x), last, 9/13/13 vs. Los Angeles (AL)	2 (20x), last, 5/19/18 by Cleveland
Most Ground into DP	4 (9x), last, 6/12/19 vs. Milwaukee	6, 5/17/03 by Philadelphia

MINUTE MAID PARK: ROOF OPEN VS. CLOSED

Year	Roof Open	Roof Closed	Roof Closed and Open	Overall Home Record
2000	13-17	10-9	16-16	39-42
2001	10-17	13-8	21-12	44-37
2002	11-9	16-11	20-14	47-34
2003	11-10	22-10	15-13	48-33
2004	17-11	26-17	5-5	48-33
2005	15-11	36-17	2-0	53-28
2006	16-10	28-26	0-1	44-37
2007	5-8	37-31	0-0	42-39
2008	12-6	35-25	0-0	47-31
2009	6-9	38-28	0-0	44-37
2010	8-15	34-24	0-0	42-39
2011	6-10	25-40	0-0	31-50
2012	8-6	27-40	0-0	35-46
2013	3-11	21-46	0-0	24-57
2014	11-8	25-35	2-0	38-43
2015	9-3	44-22	0-3	53-28
2016	6-6	37-32	0-0	43-38
2017	8-6	39-25	0-0	47-31*
2018	5-6	41-29	0-0	46-35
2019	4-3	56-18	0-0	60-21
2020	0-0	20-8	0-0	20-8
When the roof is OPEN the entire game, the Astros are:				184-182 (.503)
When the roof is CLOSED the entire game, the Astros are:				630-501 (.557)
When the roof is closed and opens in the same game:				81-64 (.559)
Overall home record at Minute Maid Park:				875-739 (.542)

*Only games played at MMP. Three home games in 2017 played at Tropicana Field (Hurricane Harvey)

TABLE OF CONTENTS

PLAYERS

PLAYER DEVELOPMENT

2020 REVIEW

OPPONENTS

HISTORY AND RECORDS

SPRING TRAINING

MEDIA INFORMATION

MINUTE MAID PARK

MINUTE MAID PARK RECORDS (REGULAR SEASON ONLY)

Longest Games - Time

5:368/15/06 vs. Chicago (NL) (18 inn.)
5:189/18/13 vs. Cincinnati (13 inn.)
5:095/11/16 vs. Cleveland (16 inn.)
5:097/7/07 vs. New York (NL) (17 inn.)
5:034/24/16 vs. Boston (12 inn.)
4:588/24/07 vs. Pittsburgh (15 inn.)
4:505/2/13 vs. Detroit (14 inn.)
4:497/7/19 vs. Los Angeles (AL) (10 inn.)
4:484/25/06 vs. Los Angeles (NL) (14 inn.)
4:447/29/20 vs. Los Angeles (NL) (13 inn.)

Longest Nine-Inning Games - Time

4:217/31/20 at Los Angeles (AL)
4:086/18/17 vs. Boston
4:075/9/13 vs. Los Angeles (AL)
4:064/25/14 vs. Oakland
4:068/29/19 vs. Tampa Bay
4:049/22/18 vs. Los Angeles (AL)
3:588/9/13 vs. Texas
3:567/23/12 vs. Cincinnati
3:548/6/13 vs. Boston
3:5410/3/01 vs. San Francisco
3:539/23/15 vs. Los Angeles (AL)
3:534/5/13 vs. Oakland
3:538/7/13 vs. Boston
3:525/4/17 vs. Texas

Shortest Games

1:506/12/05 vs. Toronto
1:546/8/03 vs. Tampa Bay
1:586/27/12 vs. San Diego
1:584/16/04 vs. Milwaukee
2:008/30/10 vs. St. Louis
2:064/23/10 vs. Pittsburgh
2:069/13/03 vs. St. Louis
2:069/14/11 vs. Philadelphia
2:078/21/14 at New York (AL)
2:089/24/03 vs. San Francisco
2:095/7/12 vs. Miami

Largest Crowds

44,2039/26/01 vs. St. Louis
43,8364/5/10 vs. San Francisco
43,8274/6/09 vs. Chicago (NL)
43,8239/30/07 vs. Atlanta
43,7696/22/06 vs. Minnesota
43,7534/6/15 vs. Cleveland
43,73410/4/01 vs. San Francisco
43,7049/24/06 vs. St. Louis
43,6664/3/06 vs. Florida
43,63010/3/01 vs. San Francisco

Smallest Crowds

11,6864/24/13 vs. Seattle
11,9745/28/13 vs. Colorado
12,3025/21/13 vs. Kansas City
12,3245/22/13 vs. Kansas City
12,5849/24/12 vs. St. Louis
12,7227/1/13 vs. Tampa Bay
12,8358/30/12 vs. San Francisco
12,9065/8/13 vs. Los Angeles (AL)
12,9895/20/13 vs. Kansas City
13,0035/9/13 vs. Los Angeles (AL)

Extra-Inning Games (11+ innings)

18 innings8/15/06 vs. Chicago (NL) (L, 6-8)
17 innings7/7/07 vs. New York (NL) (L, 3-5)
16 innings5/11/16 vs. Cleveland (W, 5-3)
15 innings8/5/14 at Philadelphia (L, 1-2)
8/24/07 vs. Pittsburgh (L, 3-8)
14 innings6/12/19 vs. Milwaukee (L, 3-6)
8/1/16 vs. Toronto (W, 2-1)
9/29/13 vs. New York (AL) (L, 1-5)
5/2/13 vs. Detroit (L, 3-7)
8/18/10 vs. New York (NL) (L, 2-3)
4/25/06 vs. Los Angeles (NL) (W, 4-3)
13 innings8/7/20 at Oakland (L, 2-3)
7/29/20 vs. Los Angeles (NL) (L, 2-4)
9/5/19 vs. Seattle (W, 11-9)
4/5/17 vs. Seattle (W, 5-3)
5/24/16 vs. Baltimore (W, 3-2)
8/19/15 vs. Tampa Bay (W, 3-2)
9/18/14 vs. Cleveland (L, 1-2)
9/18/13 vs. Cincinnati (L, 5-6)
9/24/11 vs. Colorado (L, 2-4)
6/11/09 vs. Chicago (NL) (W, 2-1)
7/13/07 vs. Philadelphia (W, 5-4)
9/2/05 vs. St. Louis (W, 6-5)
5/16/04 vs. New York (NL) (L, 2-3)
8/9/02 vs. Atlanta (L, 5-6)
12 innings6/23/18 vs. Kansas City (W, 4-3)
4/9/17 vs. Kansas City (W, 5-4)
4/24/16 vs. Boston (L, 5-7)
6/4/16 vs. Oakland (W, 6-5)
9/12/16 vs. Texas (L, 3-4)
9/3/13 vs. Minnesota (L, 3-9)
5/27/13 vs. Colorado (W, 6-2)
8/7/12 vs. Washington (L, 2-3)
5/9/12 vs. Miami (L, 3-5)
5/4/08 vs. Milwaukee (W, 8-6)
5/17/07 vs. San Francisco (L, 1-2)
4/10/06 vs. Washington (W, 5-4)
7/9/06 vs. St. Louis (L, 5-7)
4/22/04 vs. St. Louis (L, 1-2)
6/22/02 vs. Seattle (W, 3-2)
4/7/02 vs. St. Louis (W, 7-6)
4/4/01 vs. Milwaukee (W, 8-6)
11 innings9/4/20 at Los Angeles (AL) (L, 5-6)
8/2/20 at Los Angeles (AL) (W, 6-5)
6/7/19 vs. Baltimore (W, 4-3)
7/23/19 vs. Oakland (L, 3-4)
7/10/18 vs. Oakland (W, 6-5)
8/24/17 vs. Washington (L, 4-5)
6/1/16 vs. Arizona (W, 5-4)
6/17/16 vs. Cincinnati (L, 2-4)
6/18/16 vs. Cincinnati (W, 5-4)
8/7/16 vs. Texas (L, 3-5)
9/26/16 vs. Seattle (L, 3-4)
8/15/15 vs. Detroit (L, 2-4)
5/29/15 vs. Chicago (AL) (L, 3-6)
4/16/14 vs. Kansas City (L, 4-6)
6/27/14 vs. Detroit (W, 4-3)
5/2/14 vs. Seattle (W, 5-4)
7/4/13 vs. Tampa Bay (L, 5-7)
8/6/12 vs. Washington (L, 4-5)
8/21/11 vs. San Francisco (L, 4-6)
7/20/11 vs. Washington (W, 3-2)
7/17/11 vs. Pittsburgh (L, 5-7)
9/10/10 vs. Los Angeles (NL) (L, 2-4)
5/9/10 vs. San Diego (W, 4-3)
6/24/09 vs. Kansas City (L, 3-4)
6/2/09 vs. Colorado (W, 3-2)
8/10/07 vs. Milwaukee (L, 4-5)
9/11/07 vs. Chicago (NL) (W, 5-4)



ASTROS FRANCHISE POSTSEASON GAME-BY-GAME

1980 NLCS (2-3)

Date	Gm	Opp.	W/L	Score	Astros POR	Opp. POR	Save	Atten.	Time	D/N
10/7	1	@PHI	L	1-3	FORSCH	Carlton	McGraw	65,277	2:35	N
10/8	2	@PHI	W	7-4 (10)	LaCorte	Reed	Andujar	65,476	3:34	N
10/10	3	PHI	W	1-0 (11)	Smith	McGraw	—	44,443	3:22	D
10/11	4	PHI	L	3-5 (10)	Sambito	Brusstar	McGraw	44,952	3:55	D
10/12	5	PHI	L	7-8 (10)	LaCorte	Ruthven	—	44,802	3:38	N

1981 NLDS (2-3)

Date	Gm	Opp.	W/L	Score	Astros POR	Opp. POR	Save	Atten.	Time	D/N
10/6	1	LA	W	3-1	RYAN	Stewart	—	44,836	2:22	N
10/7	2	LA	W (11)	1-0	Sambito	Stewart	—	42,398	3:39	D
10/9	3	@LA	L	1-6	Knepper	Hooton	—	46,820	2:35	D
10/10	4	@LA	L	1-2	RUHLE	VALENZUELA	—	55,983	2:00	N
10/11	5	@LA	L	0-4	Ryan	REUSS	—	55,979	2:52	D

1986 NLCS (2-4)

Date	Gm	Opp.	W/L	Score	Astros POR	Opp. POR	Save	Atten.	Time	D/N
10/8	1	NY	W	1-0	SCOTT	Gooden	—	44,131	2:56	N
10/9	2	NY	L	1-5	Ryan	Ojeda	—	44,391	2:40	N
10/11	3	@NY	L	5-6	Smith	Orosco	—	55,052	2:55	D
10/12	4	@NY	W	3-1	SCOTT	Fernandez	—	55,038	2:23	N
10/14	5	@NY	L	1-2 (12)	Kerfeld	Orosco	—	54,986	3:45	D
10/15	6	NY	L	6-7 (16)	Lopez	Orosco	—	45,718	4:42	D

1997 NLDS (0-3)

Date	Gm	Opp.	W/L	Score	Astros POR	Opp. POR	Save	Atten.	Time	D/N
9/30	1	@ATL	L	1-2	Kile	MADDUX	—	46,467	2:15	D
10/1	2	@ATL	L	3-13	Hampton	Glavine	—	49,200	3:06	D
10/3	3	ATL	L	1-4	Reynolds	SMOLTZ	—	53,688	2:36	D

1998 NLDS (1-3)

Date	Gm	Opp.	W/L	Score	Astros POR	Opp. POR	Save	Atten.	Time	D/N
9/29	1	SD	L	1-2	Johnson	Brown	Hoffman	50,080	2:38	D
10/1	2	SD	W	5-4	Wagner	Miceli	—	45,550	2:53	D
10/3	3	@SD	L	1-2	Elarton	Miceli	Hoffman	65,235	2:32	N
10/4	4	@SD	L	1-6	Johnson	Hitchcock	—	64,898	2:39	D

1999 NLDS (1-3)

Date	Gm	Opp.	W/L	Score	Astros POR	Opp. POR	Save	Atten.	Time	D/N
10/5	1	@ATL	W	6-1	Reynolds	Maddux	—	39,119	3:03	D
10/6	2	@ATL	L	1-5	Lima	MILLWOOD	—	41,913	2:13	D
10/8	3	ATL	L	3-5 (12)	Powell	Rocker	Millwood	48,625	4:19	D
10/9	4	ATL	L	5-7	Reynolds	Smoltz	Rocker	48,553	3:12	D

2001 NLDS (0-3)

Date	Gm	Opp.	W/L	Score	Astros POR	Opp. POR	Save	Atten.	Time	D/N
10/9	1	ATL	L	4-7	Jackson	Seanez	Smoltz	35,553	2:51	D
10/10	2	ATL	L	0-1	Mlicki	Glavine	Smoltz	35,704	2:41	D
10/12	3	@ATL	L	2-6	Reynolds	Burkett	—	39,923	2:33	D

2004 NLDS (3-2)

Date	Gm	Opp.	W/L	Score	Astros POR	Opp. POR	Save	Atten.	Time	D/N
10/6	1	@ATL	W	9-3	Clemens	Wright	—	41,464	3:08	N
10/7	2	@ATL	L	2-4 (11)	Miceli	Alfonseca	—	40,075	3:27	N
10/9	3	ATL	W	8-5	Backe	Byrd	Lidge	43,457	3:19	D
10/10	4	ATL	L	5-6	Smoltz	Springer	—	43,336	3:24	D
10/11	5	@ATL	W	12-3	Oswalt	Wright	—	54,068	3:12	N

ASTROS FRANCHISE POSTSEASON GAME-BY-GAME

2004 NLCS (3-4)

Date	Gm	Opp.	W/L	Score	Astros POR	Opp. POR	Save	Atten.	Time	D/N
10/13	1	@STL	L	7-10	Qualls	Williams	Isringhausen	52,323	3:15	N
10/14	2	@STL	L	4-6	Miceli	Tavarez	Isringhausen	52,347	3:02	N
10/16	3	STL	W	5-2	Clemens	Suppan	Lidge	42,896	2:57	D
10/17	4	STL	W	6-5	Wheeler	Tavarez	Lidge	42,760	3:01	D
10/18	5	STL	W	3-0	Lidge	Isringhausen	-	43,045	2:33	N
10/20	6	@STL	L	4-6 (12)	Miceli	Tavarez	-	52,144	3:54	N
10/21	7	@STL	L	2-5	Clemens	Suppan	Isringhausen	52,140	2:51	N

2005 NLDS (3-1)

Date	Gm	Opp.	W/L	Score	Astros POR	Opp. POR	Save	Atten.	Time	D/N
10/5	1	@ATL	W	10-5	Pettitte	Hudson	-	40,590	3:11	D
10/6	2	@ATL	L	1-7	Smoltz	Clemens	-	46,181	2:52	N
10/8	3	ATL	W	7-3	Oswalt	Sosa	-	43,759	2:50	N
10/9	4	ATL	W	7-6 (18)	Clemens	Devine	-	43,413	5:50	D

2005 NLCS (4-2)

Date	Gm	Opp.	W/L	Score	Astros POR	Opp. POR	Save	Atten.	Time	D/N
10/12	1	@STL	L	3-5	Pettitte	Carpenter	Isringhausen	52,332	2:29	N
10/13	2	@STL	W	4-1	Oswalt	Mulder	Lidge	52,358	3:03	N
10/15	3	STL	W	4-3	Clemens	Morris	Lidge	42,823	3:00	D
10/16	4	STL	W	2-1	Qualls	Marquis	Lidge	43,010	3:11	D
10/17	5	STL	L	4-5	Lidge	Isringhausen	-	43,470	3:19	N
10/19	6	@STL	W	5-1	Oswalt	Mulder	-	52,438	2:53	N

2005 WS (0-4)

Date	Gm	Opp.	W/L	Score	Astros POR	Opp. POR	Save	Atten.	Time	D/N
10/22	1	@CWS	L	3-5	Rodriguez	Contreras	Jenks	41,206	3:13	N
10/23	2	@CWS	L	6-7	Lidge	Cotts	-	41,432	3:11	N
10/25	3	CWS	L	5-7 (14)	Astacio	Marte	Buehrle	42,848	5:41	N
10/26	4	CWS	L	0-1	Lidge	Garcia	Jenks	42,936	3:20	N

2015 AL Wild Card Game (1-0)

Date	Gm	Opp.	W/L	Score	Astros POR	Opp. POR	Save	Atten.	Time	D/N
10/6	1	@NYY	W	3-0	Keuchel	Tanaka	Gregerson	50,113	3:04	N

2015 ALDS (2-3)

Date	Gm	Opp.	W/L	Score	Astros POR	Opp. POR	Save	Atten.	Time	D/N
10/8	1	@KC	W	5-2	McHugh	Ventura	Gregerson	40,146	3:14	N
10/9	2	@KC	L	4-5	Harris	Herrera	Davis	40,008	3:27	D
10/11	3	KC	W	4-2	Keuchel	Volquez	Gregerson	42,674	3:20	D
10/12	4	KC	L	6-9	Sipp	Madson	Davis	42,387	4:05	D
10/14	5	@KC	L	2-7	McHugh	Cueto	-	40,566	2:42	N

2017 ALDS (3-1)

Date	Gm	Opp.	W/L	Score	Astros POR	Opp. POR	Save	Atten.	Time	D/N
10/5	1	BOS	W	8-2	Verlander	Sale	-	43,102	3:26	D
10/6	2	BOS	W	8-2	Keuchel	Pomeranz	-	43,410	4:00	D
10/8	3	@BOS	L	3-10	Liriano	Kelly	-	38,010	3:38	D
10/9	4	@BOS	W	5-4	Verlander	Sale	Giles	37,305	4:07	D

2017 ALCS (4-3)

Date	Gm	Opp.	W/L	Score	Astros POR	Opp. POR	Save	Atten.	Time	D/N
10/13	1	NYY	W	2-1	Keuchel	Tanaka	Giles	43,116	3:20	N
10/14	2	NYY	W	2-1	VERLANDER	Chapman	-	43,193	3:00	D
10/16	3	@NYY	L	1-8	Morton	Sabathia	-	49,373	3:25	N
10/17	4	@NYY	L	4-6	Giles	Green	Chapman	48,804	3:37	N
10/18	5	@NYY	L	0-5	Keuchel	Tanaka	-	49,647	3:18	N
10/20	6	NYY	W	7-1	Verlander	Severino	-	43,179	3:23	N
10/21	7	NYY	W	4-0	Morton	Sabathia	McCullers	43,201	3:09	N

2017 WS (4-3)

Date	Gm	Opp.	W/L	Score	Astros POR	Opp. POR	Save	Atten.	Time	D/N
10/24	1	@LAD	L	1-3	Keuchel	Kershaw	Jansen	54,253	2:28	N
10/25	2	@LAD	W	7-6 (11)	Devenski	McCarthy	-	54,293	4:19	N
10/27	3	LAD	W	5-3	McCullers	Darvish	Peacock	43,282	3:46	N
10/28	4	LAD	L	2-6	Giles	Watson	-	43,322	3:06	N
10/29	5	LAD	W	13-12 (10)	Musgrove	Jansen	-	43,300	5:17	N
10/31	6	@LAD	L	1-3	Verlander	Watson	Jansen	54,128	3:22	N
11/1	7	@LAD	W	5-1	Morton	Darvish	-	54,124	3:37	N



ASTROS FRANCHISE POSTSEASON GAME-BY-GAME

2018 ALDS (3-0)

Date	Gm	Opp.	W/L	Score	Astros POR	Opp. POR	Save	Atten.	Time	D/N
10/5	1	CLE	W	7-2	Verlander	Kluber	-	43,514	3:36	D
10/6	2	CLE	W	3-1	Cole	Carrasco	Osuna	43,520	3:12	D
10/8	3	@CLE	W	11-3	McHugh	Bauer	-	37,252	4:02	D

2018 ALCS (1-4)

Date	Gm	Opp.	W/L	Score	Astros POR	Opp. POR	Save	Atten.	Time	D/N
10/13	1	@BOS	W	7-2	Verlander	Kelly	-	38,007	4:03	N
10/14	2	@BOS	L	5-7	Cole	Barnes	-	37,960	3:45	N
10/16	3	BOS	L	2-8	Smith	Eovaldi	-	43,102	3:52	N
10/17	4	BOS	L	6-8	James	Kelly	Kimbrel	43,277	4:33	N
10/18	5	BOS	L	1-4	Verlander	Price	Kimbrel	43,210	3:32	N

2019 ALDS (3-2)

Date	Gm	Opp.	W/L	Score	Astros POR	Opp. POR	Save	Atten.	Time	D/N
10/4	1	TB	W	6-2	Verlander	Glasnow	-	43,360	3:24	D
10/5	2	TB	W	3-1	Cole	Snell	Harris	43,378	3:46	N
10/7	3	@TB	L	3-10	Greinke	Morton	-	32,251	3:37	D
10/8	4	@TB	L	1-4	Verlander	Yarbrough	Snell	32,178	3:49	N
10/10	5	TB	W	6-1	Cole	Glasnow	-	43,418	3:12	N

2019 ALCS (4-2)

Date	Gm	Opp.	W/L	Score	Astros POR	Opp. POR	Save	Atten.	Time	D/N
10/12	1	NY Yankees	L	0-7	Greinke	Tanaka	-	43,311	3:11	N
10/13	2	NY Yankees	W	3-2	James	Happ	-	43,359	4:49	N
10/15	3	@NY Yankees	W	4-1	Cole	Severino	Osuna	48,998	3:44	D
10/17	4	@NY Yankees	W	8-3	Pressly	Tanaka	-	49,067	4:19	N
10/18	5	@NY Yankees	L	1-4	Verlander	Paxton	Chapman	48,483	2:59	N
10/19	6	NY Yankees	W	6-4	Osuna	Chapman	-	43,357	4:09	N

2019 WS (3-4)

Date	Gm	Opp.	W/L	Score	Astros POR	Opp. POR	Save	Atten.	Time	D/N
10/22	1	WAS	L	4-5	Cole	Scherzer	Doolittle	43,339	3:43	N
10/23	2	WAS	L	3-12	Verlander	Strasburg	-	43,357	4:01	N
10/25	3	@WAS	W	4-1	James	Sanchez	Osuna	43,867	4:03	N
10/26	4	@WAS	W	8-1	Urquidy	Corbin	-	43,889	3:48	N
10/27	5	@WAS	W	7-1	Cole	Ross	-	43,910	3:19	N
10/29	6	WAS	L	2-7	Verlander	Strasburg	-	43,384	3:37	N
10/30	7	WAS	L	2-6	Corbin	Harris	-	43,326	3:42	N

2020 WC (2-0)

Date	Gm	Opp.	W/L	Score	Astros POR	Opp. POR	Save	Atten.	Time	D/N
9/29	1	MIN	W	4-1	Valdez	Romo	-	-	3:49	D
9/30	2	MIN	W	3-1	Javoer	Stashak	Pressly	-	3:32	D

2020 ALDS (3-1)

Date	Gm	Opp.	W/L	Score	Astros POR	Opp. POR	Save	Atten.	Time	D/N
10/5	1	OAK	W	10-5	Taylor	Wendelken	-	-	3:30	D
10/6	2	OAK	W	5-2	Valdez	Manaea	Pressly	-	2:54	D
10/7	3	OAK	L	7-9	Raley	Hendriks	-	-	3:36	D
10/8	4	OAK	W	11-6	Javier	Montas	-	-	3:43	D

2020 ALCS (3-4)

Date	Gm	Opp.	W/L	Score	Astros POR	Opp. POR	Save	Atten.	Time	D/N
10/11	1	TB	L	1-2	Valdez	Snell	Castillo	-	3:50	N
10/12	2	TB	L	2-4	McCullers Jr.	Morton	Anderson	-	3:01	D
10/13	3	TB	L	2-5	Urquidy	Yarbrough	Castillo	-	3:59	N
10/14	4	TB	W	4-3	Greinke	Glasnow	Pressly	-	3:08	N
10/15	5	TB	W	4-3	Pressly	Anderson	-	-	3:36	D
10/16	6	TB	W	7-4	Valdez	Snell	Pressly	-	4:01	N
10/17	7	TB	L	2-4	McCullers Jr.	Morton	Fairbanks (1)	-	-	D

TABLE OF CONTENTS

PLAYERS

PLAYER DEVELOPMENT

2020 REVIEW

OPPONENTS

HISTORY AND RECORDS

SPRING TRAINING

MEDIA INFORMATION

MINUTE MAID PARK

ALL-STAR GAME #39 | ASTRODOME, HOUSTON | JULY 9, 1968



The 1968 All-Star Game reflected overpowering pitching. The two leagues combined for only eight hits and just one run, marking the first 1-0 contest in the history of the Midsummer Classic. The lone run – by the National League – was scored in the 1st inning on a single, an error, a wild pitch, and a double play.

Playing for the injured Pete Rose, Willie Mays led off in the bottom of the 1st and singled to left field. In a failed pick-off at first, Luis Tiant's (CLE) throw went wild, advancing Mays to second. Curt Flood (STL) was then walked, and a fourth-ball wild pitch moved Mays to third. First baseman Willie McCovey (SF) grounded into a double play, but Mays took advantage to score the only run of the game.

With the victory, the NL stretched its winning streak to six. The six-man NL pitching staff held the AL to just three hits, as Tom Seaver (NYM) tossed five strikeouts late in the game and Juan Marichal pitched 2.0 perfect innings. Nine pitchers in the game did not allow a single walk.

The game was the first played indoors and on an artificial surface, as many players got their first look at the Astrodome.

NATIONAL LEAGUE 1, AMERICAN LEAGUE 0

American League	000	000	000	031
National League	100	000	00X	150

AL: Tiant, Odom (3), McLain (5), McDowell (7), Stottlemire (8), John (8).
 NL: DRYSDALE, Marichal (4), Carlton (6), Seaver (7), Reed (9), Koozman (9).
 HR: None. Attendance: 48,321
 MVP: Willie Mays (Giants) Time: 2:10

AMERICAN LEAGUE

Dick Williams, BOS..... Manager
 Cal Ermer, MIN..... Coach
 Mayo Smith, DET..... Coach

Baltimore (3) – Dave Johnson, 2B; John (Boog) Powell, 1B; *Brooks Robinson, 3B; **Boston (3)** – Ken Harrelson, OF; Jose Santiago, P; *Carl Yastrzemski, OF; (Santiago replaced by Garry Bell, P, Boston); **California (1)** – *Jim Fregosi, SS; **Chicago (2)** – Tommy John, P; Duane Josephson, C; **Cleveland (3)** – Joe Azcue, C; Sam McDowell, P; Luis Tiant, P; **Detroit (4)** – *Bill Freehan, C; *Willie Horton, OF; Denny McLain, P; Don Wert, 3B; **Minnesota (3)** – *Rod Carew, 2B; *Harmon Killebrew, 1B; Tony Oliva, OF; **New York (2)** – Mickey Mantle, OF; Mel Stottlemire, P; **Oakland (3)** – Bert Campaneris, SS; Rick Monday, OF; John (Blue Moon) Odom, P; **Washington (1)** – *Frank Howard, OF.

NATIONAL LEAGUE

Red Schoendienst, STL..... Manager
 Dave Bristol, CIN..... Coach
 Herman Franks, SF..... Coach

Atlanta (1) – *Hank Aaron, OF; Felipe Alou, OF; Ron Reed, P; **Chicago (2)** – *Don Kessinger, SS; *Ron Santo, 3B; **Cincinnati (4)** – Johnny Bench, C; *Tommy Helms, 2B; Tony Perez, 3B; *Pete Rose, OF (Rose replaced by Billy Williams, OF, Chicago); **Houston (1)** – Rusty Staub, 1B; **Los Angeles (2)** – Don Drysdale, P; Tom Haller, C; **New York (3)** – *Jerry Grote, C; Jerry Koozman, P; Tom Seaver, P; **Philadelphia (1)** – Woodie Fryman, P; **Pittsburgh (2)** – Gene Alley, SS; Matty Alou, OF (Alley replaced by Leo Cardenas, SS, Cincinnati); **St. Louis (4)** – Steve Carlton P; *Curt Flood, OF; Bob Gibson, P; Julian Javier, 2B; **San Francisco (3)** – Juan Marichal, P; Willie Mays, OF; *Willie McCovey, 1B.

ASTROS IN THE GAME

	AB	R	H	RBI	PO	A	E
Rusty Staub, 1B	1	0	0	0	0	0	0

1968 ALL-STAR GAME

The 1968 All-Star Game in Houston was the first played indoors and on artificial turf.



ALL-STAR GAME #57 | ASTRODOME, HOUSTON | JULY 15, 1986



Los Angeles left-hander Fernando Valenzuela fanned five consecutive batters to tie Carl Hubbell's 52-year-old All-Star record, but the National League's pitching triumphs weren't enough as the American League recorded the 3-2 victory on two home runs.

The NL pitching staff sat down 12 total batters, but the AL's Roger Clemens (BOS) had a strong night of his own. He tossed 3.0 perfect innings which included just three balls and 21 strikes. The AL bats came through at the same time as second baseman Lou Whitaker (DET) followed a Dave Winfield (NYY) double with a two-run shot off Dwight Gooden (NYM) in the 2nd. In the 7th inning, Frank White (KC) came in to pinch-hit for Whitaker, knocking an 0-2 pitch from Mike Scott (HOU) over the left-center field wall to seal the AL's second All-Star win in the 1980s.

Valenzuela tied the 1934 record for consecutive strikeouts, setting down (in order): Don Mattingly, Cal Ripken, Jesse Barfield, Whitaker, and Ted Higuera.

AMERICAN LEAGUE 3, NATIONAL LEAGUE 2

American League	020	000	100	350
National League	000	000	020	251
AL:	CLEMENS, Higuera (4), Hough (7), Righetti (8), Aase (9).			
NL:	GOODEN, Valenzuela (4), Scott (7), Fernandez (8), Krukow (9).			
HR:	Whitaker, White	Attendance:		45,774
MVP:	Roger Clemens (Red Sox)	Time:		2:28

AMERICAN LEAGUE

Dick Howser, KC..... Manager
 Pat Corrales, CLE..... Coach
 John McNamara, BOS..... Coach

Baltimore (3) – Don Aase, P; Eddie Murray, 1B; *Cal Ripken, SS; **Boston (4)** – Wade Boggs, 3B; Roger Clemens, P; Rich Gedman, C; Jim Rice, OF; **California (2)** – *Wally Joyner, 1B; Mike Witt, P; **Chicago (1)** – Harold Baines, OF; **Cleveland (1)** – Ken Schrom, P; **Detroit (3)** – Willie Hernandez, P; *Lance Parrish, C; *Lou Whitaker, 2B; **Kansas City (2)** – *George Brett, 3B; Frank White, 2B; **Milwaukee (1)** – Teddy Higuera, P; **Minnesota (1)** – Kirby Puckett, OF; **New York (4)** – *Rickey Henderson, OF; Don Mattingly, 1B; Dave Righetti, P; *Dave Winfield, OF; **Oakland (1)** – Jose Canseco, OF; **Seattle (1)** – Jim Presley, 3B; **Texas (1)** – Charlie Hough, P; **Toronto (3)** – Jesse Barfield, OF; Tony Fernandez, SS; Lloyd Moseby, OF.

NATIONAL LEAGUE

Whitey Herzog, STL..... Manager
 Davey Johnson, NYM..... Coach
 Tom Lasorda, LA..... Coach

Atlanta (1) – *Dale Murphy, OF; **Chicago (2)** – Jody Davis, C; *Ryne Sandberg, 2B; **Cincinnati (2)** – John Franco, P; Dave Parker, OF; **Houston (4)** – Kevin Bass, OF; Glenn Davis, 1B; Mike Scott, P; Dave Smith, P; **Los Angeles (2)** – Steve Sax, 1B; Fernando Valenzuela, P; **Montreal (3)** – Hubie Brooks, SS; Tim Lincecum, OF; Jeff Reardon, P; **New York (5)** – *Gary Carter, C; Sid Fernandez, P; Dwight Gooden, P; *Keith Hernandez, 1B; *Darryl Strawberry, OF; **Philadelphia (2)** – Shane Rawley, P; *Mike Schmidt, 3B; **Pittsburgh (2)** – Tony Pena, C; Rick Rhoden, P; **St. Louis (1)** – *Ozzie Smith, SS; **San Diego (1)** – *Tony Gwynn, OF; **San Francisco (3)** – Chris Brown, 3B; Chili Davis, OF; Mike Krukow, P.

TABLE OF CONTENTS

PLAYERS

PLAYER DEVELOPMENT

2020 REVIEW

OPPONENTS

SPRING TRAINING

MEDIA INFORMATION

MINUTE MAID PARK

HISTORY AND RECORDS

ALL-STAR GAME #75 | MINUTE MAID PARK, HOUSTON | JULY 13, 2004



The American League displayed its offensive prowess early, scoring six runs in the 1st inning en route to a 9-4 win over the National League in the third All-Star Game played in Houston and the first at Minute Maid Park.

Astros right-hander Roger Clemens, who also started the 1986 All-Star Game in Houston, allowed six runs and five hits in suffering the loss. Clemens allowed two 1st-inning homers, to Manny Ramirez (BOS) and Alfonso Soriano (TEX). Mark Mulder (OAK) pitched 2.0 innings and allowed one run to earn the win. Soriano was named the game's Most Valuable Player after finishing 2x3 with three RBI. Soriano was the first leading vote-getter to also earn MVP honors in the same season.

The National League cut the lead to 7-4 with a three-run 4th, including an RBI double by Edgar Renteria (STL) and a two-run double by Albert Pujols (STL). David Ortiz (BOS) homered against Carl Pavano (FLA) in the 6th ended the game's scoring.

The AL pitching staff held the NL scoreless through the final 5.0 innings, thanks to scoreless efforts from Javier Vazquez (NYY), Ted Lilly (TOR), Joe Nathan (MIN), Tom Gordon (NYY), Francisco Rodriguez (ATL), and Mariano Rivera (NYY).

The American League won its seventh consecutive victory, not counting the 2002 tie at Miller Park in Milwaukee. The NL remained winless since 1996.

AMERICAN LEAGUE 9, NATIONAL LEAGUE 4

	1	2	3	4	5	6	7	8	9	R	H	E
American	6	0	0	1	0	2	0	0	0	9	14	0
National	1	0	0	3	0	0	0	0	0	4	9	1

E—Kent, DP—National 1, LOB—American 7, National 7, 2B—Suzuki, Renteria, Pujols 2, HR—Ramirez, Ortiz, Soriano, GIDP—Sheffield, HBP—Rolen (by Mulder), Time—2:59, Attn.—41,886, U—Montague, plate; Hirschbeck, first; Eddings, second; Reynolds, third; Hudson, left field; Holbrook, right field.

AMERICAN LEAGUE

	AB	R	H	BI
Ichiro Suzuki, CF	4	1	1	0
Javier Vazquez, P	0	0	0	0
Ronnie Belliard, 2B	1	0	0	0
Ivan Rodriguez, C	4	1	2	1
Victor Martinez, C	1	0	0	0
Vladimir Guerrero, RF	4	1	1	0
Ted Lilly, P	0	0	0	0
Miguel Tejada, SS	1	0	0	0
Manny Ramirez, LF	2	1	1	2
David Ortiz, PH-1B	1	2	1	2
Alex Rodriguez, 3B	3	0	1	1
Hank Blalock, PH-3B	2	0	0	0
Jason Giambi, 1B	2	1	1	0
Carl Crawford, PH-LF	2	0	0	0
Hideki Matsui, PH-LF	1	0	0	0
Derek Jeter, SS	3	1	3	0
Matt Lawton, CF	2	0	1	0
Alfonso Soriano, 2B	3	1	2	3
Gary Sheffield, RF	1	0	0	0
Mark Mulder, P	1	0	0	0
Ken Harvey, PH	1	0	0	0
Esteban Loaiza, P	0	0	0	0
C.C. Sabathia, P	0	0	0	0
Michael Young, PH-SS	2	0	0	0
Joe Nathan, P	0	0	0	0
Tom Gordon, P	0	0	0	0
Francisco Rodriguez, P	0	0	0	0
Mariano Rivera, P	0	0	0	0
Totals	41	9	14	9

	IP	H	R	ER	BB	K
Mark Mulder (W 1-0)	2.0	2	1	1	0	1
Esteban Loaiza	1.0	1	0	0	1	0
C.C. Sabathia	1.0	4	3	3	0	0
Javier Vazquez	1.0	0	0	0	0	2
Ted Lilly	1.0	2	0	0	0	1
Joe Nathan	1.0	0	0	0	0	2
Tom Gordon	0.1	0	0	0	0	0
Francisco Rodriguez	0.2	0	0	0	0	0
Mariano Rivera	1.0	0	0	0	0	0

NATIONAL LEAGUE

	AB	R	H	BI
Edgar Renteria, SS	3	1	1	1
Jack Wilson, SS	2	0	0	0
Albert Pujols, 1B	3	1	2	2
Jim Thome, 1B	2	0	0	0
Barry Bonds, LF	2	0	0	0
Carl Pavano, P	0	0	0	0
Tom Glavine, P	0	0	0	0
Bobby Abreu, PH	1	0	0	0
Ben Sheets, P	0	0	0	0
Paul Lo Duca, C	0	0	0	0
Scott Rolen, 3B	1	0	1	0
Mike Lowell, PH-3B	2	0	0	0
Sammy Sosa, RF	2	0	1	1
Miguel Cabrera, RF	2	0	0	0
Mike Piazza, C	2	0	0	0
Johnny Estrada, C	2	0	0	0
Eric Gagne, P	0	0	0	0
Lance Berkman, CF	2	0	0	0
Moises Alou, LF	2	0	1	0
Jeff Kent, 2B	2	1	1	0
Mark Loretta, PH-2B	2	0	1	0
Roger Clemens, P	0	0	0	0
Dan Kolb, P	0	0	0	0
Barry Larkin, PH	1	0	0	0
Randy Johnson, P	0	0	0	0
Carlos Zambrano, P	0	0	0	0
Carlos Beltran, PH-CF	2	1	1	0
Todd Helton, PH	1	0	0	0
Totals	36	4	9	4

	IP	H	R	ER	BB	K
Roger Clemens (L 0-1)	1.0	5	6	3	0	2
Dan Kolb	1.0	1	0	0	0	0
Randy Johnson	1.0	3	0	0	0	1
Carlos Zambrano	1.0	1	1	1	1	1
Carl Pavano	2.0	3	2	2	0	1
Tom Glavine	1.0	1	0	0	0	0
Ben Sheets	1.0	0	0	0	0	1
Eric Gagne	1.0	0	0	0	1	2

ASTROS IN THE GAME

Players	AB	R	H	BI		
Lance Berkman, CF*	2	0	0	0		
Jeff Kent, 2B*	2	1	1	0		
Carlos Beltran, PH-CF	2	1	1	0		
Pitchers	IP	H	R	ER	BB	K
Roger Clemens (L 0-1)	1.0	5	6	3	0	2

SPRING TRAINING



HOUSTON ASTROS SPRING TRAINING

THE BALLPARK OF THE PALM BEACHES

5444 HAVERHILL ROAD,
WEST PALM BEACH,
FLORIDA 33407

Telephone (area code 561):

Main 500-4487 (HITS)
Ticket Information 500-4487 x3
Tickets by Phone (877) 935-5668

PLAYING FIELD DISTANCES

Foul Lines LF-335 ft / RF-336 ft
Power Alleys LF-377 ft / RF-386 ft
Center Field 406 feet
Capacity 7,858

2021 WORKOUT DATES

Major League:

P&C First Workout Feb. 18
Full Squad Workout Feb. 22



The Ballpark of the Palm Beaches enters its fifth season in 2021 as the Spring Training home of the Houston Astros and Washington Nationals.

The Ballpark of the Palm Beaches is conveniently located just off I-95 in the heart of West Palm Beach, Fla. The 7,800-seat facility features a fantastic wrap-around concourse, ample parking, inviting sight-lines and unique fan areas to enhance the Spring Training experience.

The Spring Training home of the Astros and Nationals was built on a 160-acre site, and features separate, modern training complexes that include several baseball diamonds, clubhouses, weight-training facilities and offices for front office personnel.

For more information, please visit BallparkPalmBeaches.com or follow along on Twitter at [@Ballpark_PB](https://twitter.com/Ballpark_PB).

THE BALLPARK OF THE PALM BEACHES COMPLEX AMENITIES

- **NEW FOR 2021:** Fans can enjoy games from the comfort of the Club Level Party Deck. Socially distanced pod seating of four or six seats is available on both the 1st and 3rd base Party Decks, and includes access to the Club Level restrooms, a semi-private cash bar and select food items.
- 7,800+ seat main stadium with lighting fixtures provided by Musco Lighting
- Lawn Seating - blanket or towel (no chairs allowed)
- Suites with panoramic views of the stadium and practice fields, air conditioning, TVs, refrigerators, private suite level restrooms, superior hospitality service and customized catering options...sponsored suite: Engel Cooler Coolest Suite
- Party Decks located on the Suite Level...accommodates up to 80 people...features full-service bars, food and drink rail overlooking the field and ticket packages that include an All-You-Can-Eat experience...MD Anderson Cancer Center Shade Deck accommodates up to 90 people...1st base Party Deck accommodates up to 70 people

- Left Field Bar (Craft Corner) that features a full view of the game action...full-service bar offers a variety of domestic, import and craft beers, mixed drinks, frozen drinks and wine.
- The Hilton Garden Inn Patio offers unique socially distanced seating options, available at picnic tables or within the 3rd base lawn area. Both lawn seating and picnic tables are available in pre-assigned pod sections seating four baseball fans each.
- 160 acres of multi-purpose fields
- 5, 120 yard x 80 yard multi-sports fields featuring Celebration Bermuda grass...can accommodate a variety of team sports including baseball, softball, football, lacrosse, rugby and more
- 13, professionally manicured baseball fields, with two half fields and two agility fields
- A 12-acre city park (Lincoln Park) located at SW corner of Haverhill Road entrance, open from sunrise to sunset...the park features a family playground, four lighted basketball courts, splash park and a 1.8-mile walking/jogging trail that follows the perimeter of the campus.



THE BALLPARK OF THE PALM BEACHES STAFF DIRECTORY

STADIUM OPERATIONS

Matt Slatus General Manager
Chris Easom Director of Ballpark Operations
Jackie Rowley ... Manager, Accounting & Financial Reporting
Mike McAdams Director, Corporate Partnerships
Danielle Kenney Director of Ticket Operations
Nathan Sterner Facility Manager
Amy Stone Manager, Admin/Community Programs
Greg Sargent, Brigid Stamberger Operations Assistants

GROUNDS CREW/ MAINTENANCE

Matt Eggerman Director of Field Operations
Micah Bennett Asst. Director of Field Operations
Teddy Gutman Asst. Director of Field Operations
Danny O'Shea Asst. Director of Field Operations
Steve Dunn Stadium Mechanic
Jamie Carrier Irrigation & Landscape Manager

TABLE OF CONTENTS

PLAYERS

ASTROS SPRING TRAINING YEAR-BY-YEAR

YEAR	RECORD	YEAR	RECORD	YEAR	RECORD	YEAR	RECORD
1962	17-11	1977	12-12	1992	14-17	2007	18-11-1
1963	16-11	1978	11-10	1993	14-12-2	2008	12-17-1
1964	13-12	1979	12-12	1994	13-18-1	2009	12-20-4
1965	15-9	1980	8-11	1995	23-14-5	2010	13-15-2
1966	14-14	1981	10-13	1996	10-17	2011	12-24
1967	15-14	1982	7-14	1997	16-13-1	2012	14-17-1
1968	13-14	1983	3-16	1998	17-10-2	2013	15-16-4
1969	14-13	1984	17-11	1999	14-15	2014	12-15
1970	16-12	1985	14-17	2000	19-12	2015	12-12-4
1971	14-13	1986	9-18-1	2001	15-13-3	2016	18-11-2
1972	10-9	1987	13-15	2002	19-9-1	2017	15-15-3
1973	11-14	1988	17-15-1	2003	16-12-1	2018	21-9-4
1974	14-10	1989	10-22	2004	14-14-1	2019	18-12-2
1975	14-15	1990	7-7	2005	13-14	2020	7-11-1
1976	7-8	1991	17-10	2006	10-21		

PLAYER DEVELOPMENT

2020 REVIEW

ASTROS 2020 SPRING TRAINING RESULTS

DATE	OPP	SITE	RESULT	HOU POR	OPP POR	SAVE	HOME ATT
Feb. 22	Washington	W. PALM BEACH	Cancelled (rain)				
Feb. 23	at Washington	W. Palm Beach	L 1-2	Hartman (0-1)	Bonnell (1-0)	none	5,518
Feb. 24	at Detroit	Lakeland	W 11-1	Abreu (1-0)	Boyd (0-1)	none	4,891
Feb. 25	Miami	W. PALM BEACH	L 4-7	Scheetz (0-1)	Holloway (1-0)	none	2,245
Feb. 26	St. Louis (ss)	W. PALM BEACH	L 5-7	Whitley (0-1)	Rondon (1-0)	Dobzanski (1)	2,234
Feb. 26	@New York (NL)	Port St. Lucie	W 4-2	Pruitt (1-0)	Diaz (0-1)	Garza (1)	4,088
Feb. 27	at Washington	W. Palm Beach	T 5-5	none	none	none	4,227
Feb. 28	at Miami	Jupiter	W 6-4	Greinke (1-0)	Kintzler (0-1)	none	2,823
Feb. 29	New York (NL)	W. PALM BEACH	L 1-2	Garza Jr. (0-1)	Humphreys (1-0)	Uceta (1)	5,447
March 1	St. Louis	W. PALM BEACH	W 5-4	Rodriguez (1-0)	Kaminsky (0-1)	none	4,523
March 3	at St. Louis	Jupiter	L 3-6	Verlander (0-1)	Hudson (1-1)	Cruz (1)	5,643
March 4	Miami (ss)	W. PALM BEACH	L 1-2	Pruitt (0-1)	Eveld (1-0)	Venditte (1)	2,488
March 5	at Boston	Fort Myers	W 5-0	James (1-0)	Hart (0-2)	none	9,472
March 6	New York (NL)	W. PALM BEACH	W 3-2	Rodriguez (2-0)	Ramirez (0-1)	none	4,777
March 7	at St. Louis	Jupiter	L 1-5	Bielak (0-1)	Gant (1-0)	none	6,682
March 8	@New York (NL)	Port St. Lucie	L 1-3	Urquidy (0-1)	Gsellman (1-0)	Zanghi (1)	6,906
March 9	Detroit	W. PALM BEACH	W 2-1	Pruitt (2-1)	Funkhouser (1-2)	none	3,525
March 10	New York (NL)	W. PALM BEACH	L 4-7	Javier (0-1)	Shreve (1-0)	Payano (1)	3,696
March 10	at Atlanta (ss)	Venice	L 0-3	James (1-1)	Soroka (1-0)	Jackson (1)	5,163
March 11	Washington	W. PALM BEACH	L, 2-6	Whitley (0-2)	Elias (1-0)	none	5,624
March 13	at St. Louis	Jupiter	1:05 pm (cancelled)				
March 14	Boston	W. PALM BEACH	1:05 pm (cancelled)				
March 15	Miami	W. PALM BEACH	1:05 pm (cancelled)				
March 16	St. Louis	W. PALM BEACH	6:05 pm (cancelled)				
March 16	at New York (NL)	Port St. Lucie	6:10 pm (cancelled)				
March 17	at Miami	Jupiter	1:05 pm (cancelled)				
March 18	at Washington	W. Palm Beach	6:05 pm (cancelled)				
March 19	Washington	W. PALM BEACH	1:05 pm (cancelled)				
March 20	Atlanta	W. PALM BEACH	1:05 pm (cancelled)				
March 21	at New York (NL) (ss)	Port St. Lucie	6:10 pm (cancelled)				
March 22	at Miami (ss)	Jupiter	1:05 pm (cancelled)				
March 23	Cleveland	HOUSTON	7:10 pm (cancelled)				
March 24	Cleveland	HOUSTON	1:10 pm (cancelled)				

OPPONENTS

HISTORY AND RECORDS

SPRING TRAINING

MEDIA INFORMATION

MINUTE MAID PARK



SPRING TRAINING



FINAL 2020 ASTROS SPRING TRAINING STATISTICS

NAME	BA	OBP	SLG	G	AB	R	H	TB	2B	3B	HR	RBI	BB	SO	SB	CS	SAC	SF	HBP
Adams, J	.333	.455	.667	7	9	2	3	6	0	0	1	5	2	3	0	0	0	0	0
Adolph, R	.200	.200	.400	3	5	1	1	2	1	0	0	0	0	3	0	0	0	0	0
Altuve, J	.200	.276	.240	10	25	2	5	6	1	0	0	3	1	4	0	0	0	1	2
Alvarez, Y	.167	.231	.167	5	12	0	2	2	0	0	0	1	1	3	0	0	0	0	0
Brantley, M	.320	.400	.480	10	25	3	8	12	1	0	1	4	4	4	0	0	0	1	0
Bregman, A	.200	.394	.400	10	25	1	5	10	2	0	1	4	6	2	0	0	0	0	2
Correa, C	.226	.314	.323	12	31	3	7	10	3	0	0	1	4	9	0	0	0	0	0
Costes, M	.000	.000	.000	3	3	0	0	0	0	0	0	0	0	0	0	0	0	0	0
Dawson, R	.150	.190	.250	11	20	3	3	5	0	1	0	2	1	9	0	0	0	0	0
De Goti, A	.304	.385	.522	15	23	3	7	12	2	0	1	4	2	3	0	0	0	0	1
De La Cruz, B	.267	.313	.733	10	15	2	4	11	1	0	2	4	1	6	0	0	0	0	0
Diaz, A	.222	.364	.481	13	27	5	6	13	2	1	1	7	4	9	0	0	0	0	2
Duarte, O	.167	.444	.167	12	12	4	2	2	0	0	0	1	5	5	0	2	0	0	1
Ferguson, D	.240	.240	.480	15	25	2	6	12	3	0	1	3	0	6	0	0	0	0	0
Garneau, Y	.286	.444	.476	12	21	4	6	10	1	0	1	3	5	8	0	0	0	0	1
Gurriel, D	.219	.257	.313	12	32	3	7	10	0	0	1	2	2	4	0	0	0	1	0
Jones, T	.381	.409	.714	12	21	2	8	15	2	1	1	2	1	8	0	0	0	0	0
Julks, C	.375	.375	.750	5	8	1	3	6	0	0	1	4	0	2	0	0	0	0	0
Kessinger, G	.000	.100	.000	7	9	0	0	0	0	0	0	0	1	1	0	0	0	0	0
Maldonado, M	.154	.267	.385	7	13	1	2	5	0	0	1	2	2	3	0	0	0	0	0
Matijevic, J	.000	.000	.000	3	6	0	0	0	0	0	0	0	0	2	0	0	0	0	0
Mayfield, J	.185	.185	.259	15	27	2	5	7	2	0	0	0	0	6	0	0	0	0	0
McCormick, C	.115	.148	.346	17	26	2	3	9	0	0	2	5	1	5	0	0	0	0	0
Meyers, J	.333	.385	.333	8	12	3	4	4	0	0	0	1	0	1	0	0	0	0	1
Papierski, M	.000	.000	.000	1	1	0	0	0	0	0	0	0	0	0	0	0	0	0	0
Peña, J	.111	.158	.167	11	18	2	2	3	1	0	0	0	0	1	11	0	0	0	0
Quintana, L	.313	.353	.375	10	16	1	5	6	1	0	0	2	1	5	0	0	0	0	0
Reddick, J	.077	.200	.192	10	26	2	2	5	0	0	1	2	4	3	0	0	0	0	0
Ritchie, J	.067	.222	.067	10	15	0	1	1	0	0	0	0	2	3	0	0	0	0	1
Robinson, C	.091	.167	.091	8	11	1	1	1	0	0	0	1	1	3	0	0	0	0	0
Salazar, C	1.000	1.000	4.000	1	1	1	1	4	0	0	1	1	0	0	0	0	0	0	0
Santana, L	.000	.000	.000	2	2	0	0	0	0	0	0	0	0	1	0	0	0	0	0
Sierra, A	.000	.000	.000	2	3	0	0	0	0	0	0	0	0	2	0	0	0	0	0
Sierra, M	.400	.400	.400	3	5	0	2	2	0	0	0	0	0	1	0	0	0	0	0
Springer, G	.320	.469	.480	10	25	6	8	12	1	0	1	1	6	8	2	1	0	0	1
Straw, M	.435	.500	.870	12	23	8	10	20	1	0	3	5	3	7	1	0	0	0	0
Stubbs, G	.357	.526	.571	12	14	2	5	8	0	0	1	2	5	4	2	0	0	0	0
Tanielu, N	.200	.286	.400	16	25	4	5	10	2	0	1	1	3	7	0	0	0	0	0
Toro, A	.179	.179	.250	15	28	3	5	7	2	0	0	2	0	2	0	1	0	0	0
Tucker, K	.303	.333	.485	15	33	5	10	16	3	0	1	3	2	5	0	1	0	1	0
Wrenn, S	.250	.333	.250	13	16	1	4	4	0	0	0	1	2	5	1	1	0	0	0
TEAM	.228	.310	.386	21	694	85	158	268	32	3	24	79	73	173	6	6	0	4	12

NAME	W	L	ERA	G	GS	SV	INN	H	R	ER	HR	HB	BB	SO	WP	BK	BA
Abreu, B	2	0	0.90	5	1	0	10.0	5	1	1	0	3	5	15	0	0	.156
Adcock, B	0	0	0.00	1	0	0	2.0	0	0	0	0	0	0	0	0	0	.000
Biagini, J	0	0	3.86	4	0	0	7.0	9	3	3	2	0	1	4	0	0	.346
Bielak, B	0	1	4.50	3	2	0	6.0	4	3	3	2	1	3	7	0	0	.190
Blanco, R	0	0	0.00	2	0	0	1.0	2	0	0	0	0	1	1	0	0	.500
Collado, W	0	0	--	1	0	0	0.0	3	4	4	0	0	2	0	1	0	0.000
Devenski, C	0	0	2.84	6	0	0	6.1	4	2	2	0	0	3	7	0	0	.174
Emanuel, K	0	0	4.50	1	0	0	2.0	4	1	1	0	0	0	2	0	0	.444
Ferrell, J	0	0	13.50	1	0	0	0.2	1	1	1	1	0	3	0	1	0	.333
Garza Jr., R	0	1	3.38	5	0	1	5.1	2	2	2	0	1	3	5	0	0	.118
Greinke, Z	1	0	1.00	3	3	0	9.0	7	2	1	0	0	0	7	0	0	.206
Hartman, R	0	1	2.45	2	0	0	3.2	1	1	1	0	1	2	5	0	0	.091
Hernandez, N	0	0	7.71	2	0	0	2.1	1	2	2	1	1	1	5	0	0	.125
Hughes, J	0	0	6.35	5	0	0	5.2	5	4	4	1	0	3	4	0	0	.217
Ivey, T	0	0	0.00	1	0	0	1.0	0	0	0	0	0	0	2	0	0	.000
James, J	1	1	3.12	3	2	0	8.2	5	3	3	0	0	3	9	0	0	.167
Javier, C	0	1	3.00	2	1	0	3.0	5	4	1	1	0	2	5	0	0	.333
LaRue, C	0	0	2.45	2	0	0	3.2	4	1	1	0	0	1	6	0	0	.267
McCullers Jr., L	1	0	2.79	4	4	0	9.2	8	3	3	1	0	1	12	0	0	.222
McKee, C	0	0	0.00	1	0	0	1.0	2	0	0	0	0	0	1	0	0	.500
Osuna, R	0	0	0.00	3	0	0	3.0	3	3	0	0	0	0	4	0	0	.231
Paredes, E	0	0	2.57	4	0	0	7.0	5	2	2	2	0	4	9	0	0	.217
Pérez, C	0	0	2.45	3	0	0	3.2	5	2	1	0	0	2	2	1	0	.313
Pressly, R	0	0	0.00	4	1	0	4.0	2	0	0	0	0	2	5	0	0	.143
Pruitt, A	2	1	2.00	3	1	0	9.0	6	2	2	1	0	1	3	0	0	.194
Rodriguez, N	2	0	3.60	3	0	0	5.0	4	2	2	1	0	1	5	0	0	.235
Sanabria, C	0	0	0.00	3	0	0	2.2	1	0	0	0	0	2	3	1	0	.111
Scheetz, K	0	1	27.00	1	0	0	1.0	2	3	3	1	0	1	2	0	0	.400
Scrubbs, A	0	0	2.84	5	0	0	6.1	4	2	2	0	1	5	8	0	0	.174
Smith, J	0	0	4.15	4	0	0	4.1	3	2	2	1	0	0	2	0	0	.188
Sneed, C	0	0	3.00	6	0	0	12.0	9	4	4	1	0	2	9	0	0	.214
Taylor, B	0	0	0.00	7	0	1	8.0	5	0	0	0	0	5	9	1	0	.192
Torres, J	0	0	18.00	1	0	0	1.0	3	2	2	0	0	5	0	1	0	.500
Urquidy, J	0	1	5.40	3	1	0	8.1	10	5	5	2	0	2	8	0	0	.278
Valdez, F	0	0	3.48	4	3	0	10.1	7	4	4	0	1	4	11	1	0	.194
Verlander, J	0	1	3.86	2	2	0	4.2	6	3	2	1	0	1	4	0	0	.300
Whitley, F	0	2	7.50	4	0	0	6.0	6	5	5	0	1	3	7	0	0	.240
TEAM	9	11	3.37	21	21	2	184.1	153	78	69	19	10	74	188	7	0	.225



2021 ASTROS SPRING TRAINING SCHEDULE

2021 SPRING TRAINING

FEBRUARY / MARCH

SUN	MON	TUE	WED	THU	FRI	SAT
28 	1 	2 	3	4 	5 	6
7 	8	9 	10 	11 	12 	13
14 	15 	16 	17 	18	19 	20
21 	22 	23	24 	25 	26 	27
28	29 	30	31			

TENTATIVE SCHEDULE AS OF 2/10/21
SUBJECT TO CHANGE

HOME

AWAY

ASTROS SPRING TRAINING PRE-GAME TIMING

****FOR 1:05 P.M. ET STARTS - TIMES SUBJECT TO CHANGE****

10:10 a.m. Astros BP
11:10 a.m. Visiting BP
12:25 p.m. Visiting infield
12:35 p.m. Grounds Crew

****FOR 6:05 P.M. ET STARTS - TIMES SUBJECT TO CHANGE****

3:10 p.m. Astros BP
4:10 p.m. Visiting BP
5:25 p.m. Visiting infield
5:35 p.m. Grounds Crew

TABLE OF CONTENTS

PLAYERS

PLAYER DEVELOPMENT

2020 REVIEW

OPPONENTS

HISTORY AND RECORDS

SPRING TRAINING

MEDIA INFORMATION

MINUTE MAID PARK

NEWEST SPRING TRAINING FACILITIES IN FLORIDA

TEAM	SITE	FIRST YEAR	YEARS
Atlanta	North Port	2019	2
Houston/Washington	West Palm Beach	2017	4
Boston	Fort Myers	2012	9
Baltimore	Sarasota	2010	11
Tampa Bay	Port Charlotte	2009	12
Philadelphia	Clearwater	2004	17

SPRING TRAINING HOME ATTENDANCE SINCE 1985

YEAR	RECORD	ATTENDANCE	AVG	YEAR	RECORD	ATTENDANCE	AVG
1985	6-9	50,877	3,392	2003	7-5-1	53,851	4,142
1986	5-10	50,758	3,384	2004	8-4	60,807	5,067
1987	9-6	64,656	4,294	2005	6-7	58,581	4,506
1988	11-5	64,412	4,026	2006	6-9	62,134	4,142
1989	8-7	66,227	4,415	2007	7-7	58,565	4,183
1990	5-1	18,913	3,152	2008	7-8	61,027	4,068
1991	8-6	66,811	4,772	2009	10-6-3	65,804	3,463
1992	6-7	62,482	4,806	2010	10-4-1	59,784	3,986
1993	8-5	57,400	4,416	2011	5-12	65,367	3,845
1994	5-9-1	59,237	3,949	2012	8-6	56,379	4,027
1995	*10-6-1	23,971	1,410	2013	9-5-2	53,603	3,574
1996	6-6	41,368	3,449	2014	4-8	44,715	3,726
1997	8-5-1	45,596	3,257	2015	6-5-2	47,781	3,675
1998	7-5-1	38,340	2,949	2016	8-4	56,472	4,344
1999	4-9	46,007	3,539	2017*	4-9-2	55,081	3,672
2000	9-5	46,034	3,288	2018*	7-6-2	67,931	4,529
2001	4-7-2	34,992	2,692	2019*	9-5-2	58,583	3,661
2002	8-4-1	46,941	3,611	2020*	3-6-0	34,559	3,840
				TOTALS	*251-228-22	1,906,046	3,804

* Reflects games in 1995 played by both minor league (9-2-1 record, 12,142 attendance) and Major League (1-4 record, 11,829 attendance) players.
 * Indicates Ballpark of the Palm Beaches. Attendance figures from 1985-2016 are from Osceola County Stadium in Kissimmee, Fla.



MEDIA INFORMATION





FIELD: All media must leave the field 45 minutes prior to the first pitch. No person will be allowed on the field unless that individual has credentials expressly specifying field privileges (i.e., club pass, photo pass).

PHOTOGRAPHERS/PHOTO WELLS: In-game access to photo wells is limited to still photographers and rightsholders broadcasting the game. There are four photo wells, located on either side of both the home and visiting dugouts. All photographers must remain in the photo wells while the game is in progress. Photographers are only permitted to change location between innings. No ball - in play or dead - should be handled by anyone other than a ballboy.

PHOTO ROOM: A photo room is located on the Service Level behind home plate.

PRESS CONFERENCE ROOM: The press conference room is located on the Service Level across from the home clubhouse down the first-base side.

NOTES: Game notes, updated Major League statistics, lineup sheets and other pertinent media information will be available near the entrance of the press box on the Honda Club Level two hours prior to first pitch. Box scores, play-by-play sheets and postgame notes will be available in the same area after each game.

MEDIA GUIDES: Media guides are available upon request in the press box from Astros Communications staff members and are available online at MLBPressbox.com.

TELEPHONES: Land-line phones are available for media use in the main press areas upon request.

WI-FI: Wireless Internet access is available in Minute Maid Park. Contact the Astros Communications department for details.

ASTROS ON THE WEB: The official website of the Houston Astros is Astros.com. The site is updated daily with news, statistics, game notes, feature stories and minor league information. The Major League Baseball website, MLB.com, can also be accessed via Astros.com. The Astros also offer a Spanish website, AstrosDeHouston.com. The site features daily news coverage of the team as well as feature stories from international sports writers.

MLB PRESSBOX: With approved registration, media members gain electronic access to numerous Major League Baseball resources by logging onto MLBPressbox.com (on the official MLB website). Some of the information on this site includes: public relations contacts; daily statistical updates; daily game notes; current and archived press releases; media guides; press kits; credential language and media regulations; and historical information about MLB and its entities. In addition, this site provides media the opportunity to download HD-quality video, hi-resolution logos and information on special events for all 30 clubs, as well as headshots of players, coaches, umpires and select executives. All media covering the Astros should register on the MLB Pressbox site to access these resources.

ASTROS RADIO AFFILIATES THROUGH THE YEARS

1962-83	KPRC 950 AM	1991-95	KPRC 950 AM	2013-present	KBME 790 AM
1984-85 ...	KENRIOZO and KRBEKA FM	1996-98	KILT 610 AM		
1986-90	KTRH 740 AM	1999-2012	KTRH 740 AM		

ON THE AIR

The Astros TV and Radio broadcasts cover Texas and the Gulf Coast region at home and on the road.

- KTRH 740 AM and KBME 790 AM serve as the flagship radio stations of the Astros 30-plus station English network, and broadcasts the majority of Spring Training games and all regular season games.
- KLAT 1010 AM serves as the Spanish flagship radio station of the Astros.
- AT&T SportsNet provides exclusive television coverage of the Astros at home and on the road.

SOCIAL MEDIA

The Astros maintain an active presence on social media which will continue in 2020. The Astros engage, entertain and inform fans through several online platforms, including Facebook (Facebook.com/Astros), Twitter (@astros and @losastros), Instagram (@astrosbaseball), Snapchat (Astros) and Astros.com. For customer service-related issues, follow the team's @astrosassist Twitter account. In 2021, fans will enjoy insider access to Astros players and executives, special events, exclusive fan giveaways across a variety of platforms and increased fan engagement. We encourage open conversation with our fans and look forward to a social 2021 season!



MAJOR LEAGUE BASEBALL DRESS GUIDELINES

Major League Baseball requests members of the media covering our games to dress in an appropriate and professional manner that reflects their respect for their colleagues, the teams and the players they are covering. Clubhouses, dugouts, press boxes, interview rooms and the playing field are working areas, and MLB expects members of the media to adhere to a business casual dress code. In that regard, media members are requested to adhere to following dress guidelines:

- Flip-flops are not permitted in clubhouses
- Jeans should be clean, neat and presentable (e.g., Ripped jeans should be avoided)
- T-shirts bearing offensive, disrespectful or inappropriate messages are not permitted
- Clothing bearing MLB club logos should not be worn in press areas
- Clothing should be appropriate for a business casual work environment. The following are some non-exclusive examples of apparel that should be avoided:
 - » Sheer or see-through clothing
 - » Excessively short skirts, dresses or shorts (e.g., Cut more than 3-4 inches above the knee)
 - » Tank tops, muscle shirts, one-shouldered or strapless shirts
 - » Clothing exposing bare midriffs or visible undergarments

We ask all members of the media to respect these guidelines. MLB will consider appropriate actions in those cases in which the guidelines are violated.



Major League Baseball Online Audio, Photography and Video Rules

The following are rules established by Major League Baseball regarding the usage of audio, photos and video online during the regular season by non-rightsholders.

- 1) Any media member credentialed to cover a Major League game must notify and receive permission from the host club or Major League Baseball that he/she intends to post audio or video content online.
- 2) The gathering of audio and video content in clubhouses pre-game and post-game is subject to the host club rules regarding electronic media access.
- 3) The manager's pre-game media availability may not be carried live and audio and video postings may be no longer than 120 seconds.
- 4) One-on-one interviews that are posted online with players, team personnel and baseball officials must be pre-arranged, can be posted for a maximum of 72 hours, must be no longer than 120 seconds long and cannot include any game highlights.
- 5) Any video captured within the ballpark, excluding press conferences, must be limited to 120 seconds and cannot be carried live.
- 6) No live or taped audio or video is permitted to be captured by any entities other than rightsholders from 45 minutes prior to game time until the game has concluded.
- 7) The post-game manager's press conference may be captured via video and audio and posted online but may not be carried live. This specific content may be archived for 72 hours.
- 8) Entities credentialed for photography may transmit on-line or display up to seven still pictures or photographs of any Game during its progress; provided, however, that under no circumstances may Bearer display any more than seven still pictures or photographs of any Game during its progress regardless of whether Bearer obtained such pictures or photographs at the Game.

THE ASTROS TELEVISION BROADCAST TEAM



TODD KALAS

TV PLAY-BY-PLAY BROADCASTER



- The 2021 season marks Todd Kalas' fifth as the Astros play-by-play voice on television. The Astros have advanced to the ALCS or further in each of Todd's first four seasons with the club.
- In 2020, Todd won his first Lone Star Emmy for his work on the Astros telecast.
- Todd, who is the son of Hall of Famer and former Astros broadcaster Harry Kalas, has 29 seasons of experience as a broadcaster in professional baseball.
- Prior to joining the Astros in 2017, Todd spent the previous 19 seasons (1998-2016) as part of the Tampa Bay Rays TV broadcast team. While his primary duties for the Rays were as pre- and postgame host and in-game reporter, Todd also handled play-by-play duties for hundreds of Rays games on both television and radio during his time there.
- Known for his distinctive voice and personality, Todd grew to be a popular figure with Rays fans as a result of his work on the broadcasts and was a three-time Suncoast Emmy award winner. Prior to joining the Rays, Todd worked with the New York Mets radio (1992-93) and Philadelphia Phillies television (1994-96) broadcast teams.
- A native Houstonian, Todd was born at St. Luke's Episcopal Hospital in Houston while his father, Harry, served as an Astros broadcaster from 1965-70. Harry would later call Phillies games from 1971-2009 en route to a Hall of Fame career. When the Phillies and Rays met in the 2008 World Series, Todd and his father called an inning together on radio during Game One of the Fall Classic.
- Todd graduated with a degree in broadcast journalism from Syracuse University, and began his baseball career with the Louisville Redbirds in 1991.
- In past years, Todd has called college football, basketball and baseball games and has been a studio host for NHL and NBA teams.
- Todd and his wife, Michele, reside in Houston.



GEOFF BLUM

TV COLOR BROADCASTER



- Geoff Blum returns for his ninth season with the Astros TV broadcast team in 2021, which will be his fifth as the everyday color analyst for Astros telecasts. Geoff, who retired after 14 Major League seasons as an infielder (1999-2012), made the transition from the playing field to the broadcast booth in 2013.
- Geoff won a Lone Star Emmy for his work on the Astros telecast in 2020.
- During his playing career, Geoff had two stints with the Astros, totaling five seasons in Houston (2002-03, 2008-10). Over the course of his tenure with the Astros, Geoff hit .259 with 228 RBI, 46 homers, 77 doubles and a .711 OPS.
- A switch-hitter, Geoff was known as one of the top pinch-hitters and utility players in baseball, appearing at all four infield positions in nine straight years (2000-08). He appeared in the postseason three times in his career (2005-06, 2011).
- Geoff was originally drafted by the Montreal Expos in the 1994 June Draft. Prior to his professional career, Geoff was a standout at the University of California, Berkeley. He also played a season in the Cape Cod League.
- Geoff and his wife, Kory, have four daughters: Mia Lea and triplets Ava, Audrey and Kayla.



JULIA MORALES

TV SIDELINE REPORTER



- Julia Morales returns for her ninth season as the Astros TV sideline reporter. As a reporter and anchor for AT&T SportsNet, Julia serves as the primary in-game reporter on Houston Astros telecasts. She has two Lone Star Emmys for her work covering the Astros, with the most recent one coming in 2020. The first was for her work on AT&T SportsNet's weekly show *Astros Bases Loaded*.
- Before moving to Houston, Julia worked as a sports reporter for Time Warner Cable News, formerly YNN in Austin, covering a wide range of events, including the Super Bowl, NBA Finals, World Series, and the College Baseball WS.
- Prior to joining the Time Warner Cable sports crew, Julia was the weekend sports anchor/reporter for KYTX-TV in Tyler, TX. Julia began her television career at KTEN-TV in Denison, Texas.
- A native of Crandall, TX, Julia spent two years as a "World Famous Kilgore College Rangerette" before graduating from UT Austin, where she was a member of Texas Pom for the Longhorns' 2005 National Championship season.
- Julia and husband Matt had their first baby in 2020 with the birth of daughter Valerie Rose.
- Julia is extremely passionate about animals and serves on the Board of Directors for Houston Pets Alive!, a no-kill animal rescue. She and Matt foster rescue dogs in the offseason.



THE ASTROS RADIO BROADCAST TEAM



ROBERT FORD

RADIO BROADCASTER



- Robert Ford was named to the Astros radio broadcast team to work alongside Steve Sparks as the play-by-play commentator on Feb. 13, 2013. He enters his ninth season as the radio voice of the Astros. In their eight seasons, the duo of Robert and Steve have called five postseasons, including four ALCS' and two World Series. The 57 postseason games that they have called in that span are the most in the Majors.
- Prior to joining the Astros, Robert had served as the radio pre- and postgame host for Kansas City Royals games on 610 AM KCSP, the Royals flagship station, since 2009.
- Robert has seven years of experience broadcasting minor league baseball, having called more than 800 games during stints with the Binghamton Mets, Kalamazoo Kings and Yakima Bears. In that span, Robert was twice named Frontier League Broadcaster of the Year (2003 and 2004). He also has extensive play-by-play experience in college basketball, including calling games for ESPN in recent years.
- Robert is a 2001 graduate of Syracuse University, where he earned a bachelor's degree in broadcast journalism.
- Robert has twice been a finalist for the Esurance MLB Award for "Best Call, TV/Radio," including in 2017 for his call of Alex Bregman's walk-off RBI single in Game 5 of the World Series.
- Robert lives in Houston and has a daughter, Elena.



STEVE SPARKS

RADIO BROADCASTER



- Steve Sparks was named to the Astros radio broadcast team to work alongside Robert Ford as the color commentator on Feb. 13, 2013. He enters his ninth season on the Astros radio broadcast.
- Since 2017, Steve and partner Robert have called four ALCS' and two World Series. The 57 postseason games that they have called in that span are the most in the Majors.
- A knuckleballer in his playing days, Steve pitched in the Major Leagues in parts of nine seasons (1995-2004) for the Brewers, Angels, Tigers, A's and Diamondbacks. His best season was in 2001 while with Detroit when he went 14-9 in 35 appearances (33 starts) with a 3.65 ERA while leading the Majors in complete games with eight. He also tallied a career high in innings pitched (232.0) that season.
- Steve attended Sam Houston State University, where he helped lead the Bearkats to back-to-back Gulf Star Conference baseball titles and an NCAA Division II Regional playoff appearance in 1986 and again in the school's first year at the Division I level in 1987. On Nov. 3, 2017, Steve was inducted into the Sam Houston Letterman's Association Hall of Honor.



MATT BOLTZ

RADIO BROADCAST ENGINEER



- Matt Boltz enters his seventh season with the Houston Astros and his 21st overall in Major League Baseball.
- Matt is the Radio Broadcast Engineer & Producer for the Astros Radio Network. He generates, maintains and produces all live audio for the entire Spring Training, regular season & postseason schedule. Since 2017, Matt and the Astros broadcast team have produced more postseason games (57) than any other team in baseball.
- In 2020, while MLB was on hold due to the pandemic, Matt started an entertaining Astros podcast, that featured current and former players as guests, with Astros broadcasters serving as hosts.
- Matt also orchestrates all broadcast material, live commercial inventory, promotions and live interviews with the broadcasters, the front office, the radio flagship and the entire radio network.
- His offseason duties include editing and archiving all recorded sound, managing and servicing technical elements and assisting with network affiliate relations. Matt also engineers and produces Astroline, the Astros weekly offseason hot stove radio show which has been on the air since 1988.
- Prior to joining the Astros, Matt served as the Radio Producer Engineer for the Chicago Cubs Radio Network from 2001-2014. During that time, he also engineered game broadcasts for WGN Chicago and Northwestern Wildcats basketball and football programs.
- Matt resides in Pearland, Texas, with his wife, Melissa, and their two children: Emma Lucille and Theodore Matthew.

TABLE OF CONTENTS

PLAYERS

PLAYER DEVELOPMENT

2020 REVIEW

OPPONENTS

HISTORY AND RECORDS

SPRING TRAINING

MEDIA INFORMATION

MINUTE MAID PARK

THE ASTROS SPANISH RADIO BROADCAST TEAM



FRANCISCO ROMERO

SPANISH RADIO BROADCASTER



- Francisco Romero enters his 14th season of play-by-play on the Astros Spanish radio network.
- Francisco and partner Alex Treviño are one of the longest-tenured broadcast duos in the Majors. The two have been a team since 2008, and have called 57 postseason games since 2017, which is the most in baseball in that span.
- Francisco joined the Astros in 2008 and starts the 2021 season just 27 games shy of his 2,000th regular season Astros game. Additionally, in his career, Francisco has called four no-hitters and a perfect game.
- Prior to coming to Houston, he spent five seasons broadcasting Milwaukee Brewers games in Spanish on Telemundo Wisconsin. His MLB broadcasting experience also includes selected Minnesota Twins games over five seasons (2003-08).
- His Major League broadcast debut was for the Arizona Diamondbacks on Telemundo Arizona in 1999, and he spent two years on Diamondbacks broadcasts from 1999-2000.
- Other Major League broadcasting experience includes select games on Spanish Radio with the Cincinnati Reds in 2005. Francisco also spent four seasons as the play-by-play broadcaster and pre- and postgame show producer on Spanish radio broadcasts for the Triple A Tucson Sidewinders of the Pacific Coast League.
- Additional sports broadcasting experience includes both football and basketball for the University of Arizona Spanish Radio Network (1999-present), as well as three seasons on the Arizona Cardinals radio halftime report.
- In 2015, Francisco and his broadcast partner Alex had the distinction of starting the Spanish broadcast efforts for the Kansas City Royals as they were asked to simulcast for both markets (Houston and Kansas City) during the Royals Hispanic Heritage Celebration while playing the Houston Astros.
- Francisco and Alex also currently produce a series of webisodes for the Astros Spanish social media channels.
- Francisco has been part of three Spanish broadcast effort debuts (Brewers, Reds and Royals) and is the only Spanish broadcaster to have broadcast games for six different MLB teams (D-backs, Brewers, Twins, Reds, Royals and Astros).
- In addition to broadcasting baseball games, Francisco was the English as a Second Language instructor for the Arizona Diamondbacks and the Chicago White Sox (extended Spring Training) players from 1998 - 2001.
- A graduate of the University of Arizona, Francisco spent 10 years as the sports anchor for the Telemundo affiliate in Tucson, Arizona, as well as one year as general assignment reporter.
- As a sports anchor/reporter for Telemundo, Francisco has covered some of the most important sports events in the world, such as: MLB World Series and All-Star Games, the Super Bowl, NBA Finals, Road to the World Cup, NCAA Basketball Tournaments, NCAA Softball Tournaments, NCAA Baseball Tournaments, NASCAR and Championship Boxing.
- In 2005, Francisco was inducted into his High School Media Hall of Fame, Pueblo High School in Tucson, Ariz. Francisco was also elected to the Pueblo High School Warrior Foundation Hall of Fame Class in 2017.
- He earned a 2004 Emmy Award from the Rocky Mountain Chapter in the sports reporting category; that same year he also earned the Communicators Award for sports reporting. In 2003, the Arizona Daily Star named him as one of the Top 100 Sports Figures of Southern Arizona.
- In 2014, the Association of Sports Broadcasters of Nicaragua invited Francisco to speak on MLB broadcasting.
- Francisco was ranked No. 3 in the Top 100 Sports Figures of Southern Arizona by the Arizona Daily Star, behind Astros pitching coach Brent Strom and former Astros bullpen coach Craig Bjornson in 2017.



ALEX TREVIÑO


SPANISH RADIO BROADCASTER



- Alex Treviño returns for his 26th season as color analyst on the Astros Spanish radio network. He and partner Francisco Romero have been a team since 2008, making them one of the longest-tenured teams in baseball. The two have called 57 postseason games since 2017, which is the most in the Majors in that span.
- Alex joined the Astros broadcast booth in 1996 and has called more than 3,000 Astros games, 10 postseason appearances and three World Series (2005, 2017 & 2019).
- Alex's 25 seasons in the broadcast booth are the most in franchise history by a Spanish broadcaster, besting Orlando Sanchez Diago's record of 21 years.
- A native of Monterrey, Mexico, Alex spent 13 seasons playing in the Majors, primarily as a catcher, including the 1988-90 seasons with the Astros. He also spent time with the Mets, Reds, Braves, Giants and Dodgers. While with the Mets in 1980, he threw out 44% (47 of 106) of attempted basestealers, which was tops in the NL. Later in his career, while with the Dodgers on June 13, 1986 vs. the Padres in San Diego, he was part of history when he and pitcher Fernando Valenzuela formed the first Mexican-born battery in Major League history.
- Alex' older brother, Bobby Treviño, played in the Major Leagues as an outfielder for the Angels.
- Alex hit a career-high .290 while serving as Houston's backup catcher in 1989 and hit .364 (32x88) in 25 starts.
- He played in 939 Major League games and had a .249 lifetime average.
- In September 2014, Alex was inducted into the Houston Baseball Media Wall of Honor for his significant and lasting contributions to the landscape of Houston baseball through his work in broadcasting.



ASTROS COMMUNICATIONS STAFF



STEVE GRANDE

SENIOR MANAGER, COMMUNICATIONS



- Steve Grande (@AstrosGrande) is in his 14th season (2008-21) as a full-time member of the Houston Astros Communications staff, his fifth as Senior Manager of Communications.
- In addition to his day-to-day media relations and communications duties, Grande is responsible for coordinating front office, manager, coach, and player interview requests, producing the Astros Gameday Magazine and media guide, overseeing the production of the department's baseball information, reviewing all season credential requests and is the media and scheduling coordinator for the Shriners Hospitals for Children College Classic and the Houston Winter Invitational.
- Grande travels on the majority of the club's road trips and has traveled on select road trips in each of his 13 full-time seasons. He has worked 13 Spring Trainings, 11 playoff series (2020 NLDS; 2019 ALDS, 2019 ALCS, and 2019 WS; 2018 ALDS and 2018 ALCS; 2017 ALDS, 2017 ALCS and 2017 WS; 2015 ALDS; 2010 NLCS) and the 2015 AL Wild Card Game, as well as the 2017 and 2018 Major League Baseball All-Star Game. Additionally, he helped plan and coordinate the media aspects of MLB's 2012 and 2013 Urban Invitational in Houston.
- Prior to joining the Astros full-time in 2008, Grande split his 2007 season interning in the Media Relations departments for the then Florida Marlins and the Astros.
- Grande also has experience outside the sports industry while working at two different public relations entities, both based out of Austin, Texas. In 2006, Grande got his professional start as an intern with BookPros Publishing Company in their publicity department. He moved on to intern for the public relations agency GCI Read-Poland in their public affairs department before pursuing a career in sports.
- Grande received his bachelor's degree in public relations with a minor in business from Texas State University-San Marcos in May of 2006. A native Houstonian, Grande graduated from Klein Oak High School in Spring, TX. He resides in Tomball with his wife, Ginny, and their two sons, James (2) and Wesley.



MESHACH SULLIVAN

COORDINATOR, COMMUNICATIONS



- Meshach Sullivan is in his third season as a full-time member of the Houston Astros Communications staff.
- In addition to contributing to the day-to-day media relations responsibilities, Sullivan oversees media credentials, prepares the press box for every home game, writes content for the Astros media guide and contributes to the Astros Gameday Magazine.
- Sullivan first joined the Astros Communications department as a summer intern in 2018.
- Before joining the Astros organization full-time, Sullivan was a full-time High School Sports Reporter for The Beaumont Enterprise. Sullivan received his bachelor's degree in broadcast journalism from Texas Southern University in May of 2017.
- While at TSU, Sullivan was an intern at The Houston Forward Times and received a scholarship from the National Newspaper Publishers Association (Black Press of America). After graduating from TSU, Sullivan became a freelance sports reporter for the Houston Chronicle and The Galveston Daily News.
- A native of La Marque, Texas, Sullivan graduated from Dickinson High School in Dickinson, TX.



LIVE LOOK-INS AND ANALYSIS ON MLB TONIGHT™

LIVE GAMES EVERY WEEK



GO TO FINDMLBNETWORK.COM FOR CHANNEL NUMBER
© 2021 MAJOR-LEAGUE BASEBALL PROPERTIES, INC. ALL RIGHTS RESERVED.

MINUTE MAID PARK



The 2021 season marks the 22nd year of baseball at Minute Maid Park. The venue has hosted numerous special events, including the 2004 All-Star Game and Home Run Derby, the World Series (2005, 2017, 2019), the 2014 Civil Rights Game, Super Bowl LI Opening Night, major concert events, weddings, graduations, galas, and COVID-19 vaccine drives.

The year 2000 saw something the grand old game of baseball had not experienced since 1964 — a Major League team in Houston playing on natural grass outdoors. While clear skies and real grass were welcome additions for fans, the Bayou City hardball-faithful also enjoyed another first, Minute Maid Park's 242 foot-tall retractable roof. More than 3 million fans embraced the new ballpark in its inaugural season. Since then, the club has welcomed more than 44 million visitors during the facility's 21-season tenure.

Minute Maid Park has become a welcome home for the Houston Astros and has ushered in a new era of Major League sports in the city. With the downtown ballpark, Houston continues to stand on the forefront of modern stadium construction that began with the club's previous home — the Astrodome. The park's retractable roof brought open-air baseball to Houston for the first time in 35 years, and the natural grass field and classic architecture provided the opportunity of capturing the same atmosphere from the great ballparks of baseball's golden age.

Approval of the ballpark, however, was not limited to the applause of the fans. Less than one calendar year after its opening, Minute Maid Park had already been recognized on local, state and national levels with several awards. The following are the first three major awards with which the new home of the Astros were honored:

- **Greater Houston Preservation Alliance, 2000 Good Brick Award.** The President's Award was presented to former owner Drayton McLane, the Astros and the Harris County-Houston Sports Authority for the renovation of the 1911 Union Station building. The Good Brick Awards are presented annually in recognition of leadership and excellence in historic preservation.
- **Most Outstanding Civil Engineering Project.** This honor came from the Texas Section of the American Society of Civil Engineers (ASCE), a professional organization that represents the vast majority of civil engineers.
- **National Honor Award for Engineering Excellence.** This national recognition for engineering excellence came from the American Consulting Engineers Council (ACEC). This honor stamped Minute Maid Park as one of the top 24 engineering projects among all buildings and civil works projects nationally.

LOCATION: Minute Maid Park is located at 501 Crawford Street on the northeast end of downtown Houston. Situated near the George R. Brown Convention Center, Discovery Green and BBVA Compass Stadium, the ballpark is located one block west of U.S. 59 and is bound by Congress Avenue on the north, Texas Avenue on the south, Crawford Street on the west and Hamilton Street on the east.

HISTORY: The idea for a public-private financing drive for a downtown Houston ballpark was conceived in 1996. Fourteen leading Houston companies joined together to form the Houston Sports Facility Partnership. The Partnership agreed to provide a \$35 million interest-free loan with no repayment due until 10 years of ballpark operation had passed. With the Partnership's initial commitment, the Harris County-Houston Sports Authority had the support it needed to present a ballpark proposal to the public in November 1996. Voters approved the \$250 million project.





ALL-STAR GAME: In 2004, Minute Maid Park played host to the 75th Major League Baseball All-Star Game. More than 350,000 people participated in All-Star Week activities, which included the Futures Game, the Legends/Celebrity Softball Game, and the Home Run Derby - all of which took place at Minute Maid Park - in addition to the John Hancock All-Star Fan Fest. The week culminated with the All-Star Game and a 9-4 American League win over the National League squad. Four Astros played for the National League squad, including the NL starting pitcher Roger Clemens, Carlos Beltran, Jeff Kent and Lance Berkman.

FIRST GAMES: The Houston Astros and New York Yankees played an exhibition game on March 30, 2000, with Houston winning 6-5. The Astros hosted the Philadelphia Phillies in the first official regular-season game on April 7, 2000, with Philadelphia winning 4-1.

ARCHITECT: The Architect of Minute Maid Park was HOK Sports Facilities Group, along with Construction Manager Brown & Root Services, a business unit of Halliburton Company.

THE NAME: On June 5, 2002, the Houston Astros and The Minute Maid Company announced that they had expanded their relationship to create a long-term marketing and community partnership. The multi-year partnership agreement included naming rights for the downtown ballpark, rechristening the field "Minute Maid Park."

The partnership agreement also stipulated the pouring rights for products of The Coca-Cola Company, ongoing advertising and marketing programs, and a commitment by Minute Maid to support youth baseball programs in the Houston area.

The Minute Maid Company is an operating unit of The Coca-Cola Company and the flagship of its worldwide fruit beverage business. The Minute Maid Company has been headquartered in Houston since 1967.

Houston's downtown ballpark was originally named Enron Field on April 7, 1999, and was renamed Astros Field on Feb. 27, 2002, by an agreement between the Houston Astros and Enron Corporation.

SIZE: The building dimensions cover 28.97 acres of gross square footage, a total of 1,263,240 square feet. The height is 93 feet to the last seating tread, equivalent to a nine-story building.

TRAIN: A replica of a 19th century locomotive (circa 1860) and linked coal tender is a fan favorite. The train provides an architectural icon which combines sight, sound and motion for a dynamic entertainment and celebration feature. It also provides a link to the past for Houston and the Union Station site. The train was designed by Uni-Systems and built by SMI & Hydraulics, which also provided the transporters for the retractable roof. Weighing close to 50,000 pounds, the train runs some 800 feet along the low roof track on the west side of the ballpark.

INAUGURAL GAME



NEW YORK YANKEES VS. HOUSTON ASTROS MARCH 30, 2000

	000	005	000	R	H	E
New York	000	005	000	5	6	0
Houston	002	000	04x	6	9	1

HR: New York - O'Neill, Ledee

HR: Houston - Ward
Clemens, Erdos (6) and GRIMSLEY (7)
Gooden, Cabrera (6), Perez (7),
J. POWELL (8), Wagner (9, 5)

Time: 2:50 **Attendance:** 40,624

LINEUPS

Yankees	Astros
Knoblauch, 2b	Biggio, 2b
Jeter, ss	Cedeno, cf
O'Neill, rf	Bagwell, 1b
Williams, cf	Caminiti, 3b
Martinez, 1b	Alou, rf
Spencer, lf	Hidalgo, lf
Posada, c	Meluskey, c
Brosius, 3b	Bogar, ss
Clemens, p	Gooden, p

REGULAR SEASON OPENER



PHILADELPHIA PHILLIES VS. HOUSTON ASTROS APRIL 7, 2000

	000	000	220	R	H	E
Philadelphia	000	000	220	4	6	0
Houston	000	000	100	1	5	0

HR: Philadelphia - Rolen, Gant

HR: Houston - Hidalgo
WOLF, Gomes (8, 5)
DOTEL, Henry (7), J. Powell (9)

Time: 2:43 **Attendance:** 41,583

LINEUPS

Phillies	Astros
Glanville, cf	Biggio, 2b
Gant, lf	Cedeno, cf
Abreu, rf	Bagwell, 1b
Rolen, 3b	Caminiti, 3b
Brogna, 1b	Alou, rf
Lieberthal, c	Hidalgo, lf
Morandini, 2b	Eusebio, c
Arias, ss	Bogar, ss
Wolf, p	Dotel, p

TABLE OF
CONTENTS

PLAYERS

PLAYER
DEVELOPMENT

2020 REVIEW

OPPONENTS

HISTORY
AND RECORDS

SPRING TRAINING

MEDIA
INFORMATION

MINUTE MAID
PARK

UNION STATION: According to HOK's design platform, the most literal tie between Houston's past and its new ballpark is a physical line to Union Station. On March 2, 1911, Houston's second downtown Union Station, rebuilt at a cost of \$500,000, opened its doors for the first time. In the 104 years since, it has served as an epicenter of the city's population growth, been a catalyst for commercial evolution, and become an identifying landmark within the downtown skyline.



Houston was once described as "Where 17 Railroads Meet the Sea". An article in a 1913 issue of "The Rotarian" called Houston the "City of First Consideration" and "The Largest Manufacturing City in the Southwest." Union Station was at the center of it all, the hub of a strong industrial municipality that specialized in oil, rice, sugar and lumber. The historic landmark has also served as a shelter for hurricane refugees and has been visited by Presidents of the United States.

Trains with names such as Acadian, Argonaut, Katy Flyer, California Special, Lone Star, Orleanean and Pioneer made hundreds of stops at Union Station during its active period (1911-1974). Other trains with monikers such as Sam Houston Zephyr, Southerner, Sunset Limited, Sunshine Special, Texas Chief, Texas Eagle, Texas Rocket and Valley Eagle routinely picked up passengers there as well.

The first-floor Great Hall still includes much of Union Station's original architectural work. It currently serves as a general reception area for guests, functions as an event space, and houses the Astros Team Store. Each Astros fan who enters Minute Maid Park through Union Station retraces the steps of passengers who boarded trains in another era.

Today, the conference rooms and event spaces occupying the second and third floor of the renovated Union Station at Minute Maid Park (open 365 days a year) are named after some of the trains listed above. They are honored as both a tribute to hardworking rail personnel and in remembrance of Union Station's historic importance.

The Houston Astros executive offices occupy the fourth and fifth floors of the building. The sixth floor houses the Roof Deck and Club House at Union Station, where groups of up to 100 people can watch Astros baseball with scenic views of downtown Houston as a backdrop.

Though it sat vacant for a quarter century from 1974-1999, the former transit hub has re-taken its rightful place on the Houston skyline, now serving as the gateway to Astros baseball and remaining an important landmark in downtown Houston.

MINUTE MAID PARK FIRSTS

First Game:	April 7, 2000 vs. Philadelphia Phillies
Attendance:	41,583
Astros Starting Lineup:	2B Craig Biggio, CF Roger Cedeno, 1B Jeff Bagwell, 3B Ken Caminiti, RF Moises Alou, LF Richard Hidalgo, C Tony Eusebio, SS Tim Lincecum, P Octavio Dotel
First Pitch:	Dotel (called strike)
First Game Time And Temperature:	7:08 p.m. CDT, 79 degrees
First Batter:	Phillies CF Doug Glanville
Winning Pitcher:	Phillies LHP Randy Wolf
Losing Pitcher:	Dotel
First Save:	Phillies RHP Wayne Gomes
First Hit:	Glanville singled to right to lead off the game
First Astros Hit:	Biggio singled to Center to lead off the bottom of the 1st
First Run:	Phillies 3B Scott Rolen homered to left field to lead off the 7th
First Astros Run:	Hidalgo homered to center field in the 7th
First Single:	Glanville in the 1st
First Double:	Phillies 1B Rico Brogna in the 7th
First Triple:	Astros SS Tim Lincecum in the 2nd on April 8 vs. Philadelphia
First Home Run:	Rolen in the 7th
First Astros Home Run:	Hidalgo in the 7th
First Grand Slam:	Astros 3B Ken Caminiti off Brewers LHP Scott Karl on May 9
First Inside-the-park Home Run:	SS Adam Everett on Aug. 6, 2003 off New York Mets LHP Pedro Feliciano
First RBI:	Rolen in the 7th inning
First Putout:	Eusebio on a strikeout of Phillies LF Ron Gant
First Error:	Phillies C Tom Prince in the 5th inning trying to catch Biggio stealing second on April 8
First Stolen Base:	Glanville stole second after his leadoff single
First Caught Stealing:	Phillies RF Bobby Abreu in the 4th inning (Eusebio To Bogar) on April 9
First Strikeout:	Gant swinging in the 1st inning
First Walk:	Bagwell in the 1st inning
First Day Game:	Saturday, April 8, 2000 At 2:05 p.m. vs. Philadelphia
First Cycle:	Diamondbacks LF Luis Gonzalez on July 5
First Astros Cycle:	Bagwell, July 18, 2001 vs. St. Louis
First No-Hitter:	Mike Fiers, Aug. 21, 2015 vs. LAD



PLAYING FIELD:

Featuring Platinum TE Paspalum grass, the playing surface covers 2.5 acres.

The drainage and irrigation systems include 6,682 linear feet of perforated pipe and 4,406 linear feet of PVC pipe, respectively. A total of 51 irrigation heads help make the job for Head Groundskeeper Izzy Hinojosa and his staff much easier.

All grassed areas of the playing field are also constructed to USGA golf green construction specifications, allowing for excellent drainage and a growing media which is ideal for maintaining high-performance turfgrass.



SOUNDS: More than 400 speaker cabinets are scattered throughout the seating areas and almost 1,000 are found along the concourses. The speakers are distributed throughout the ballpark to have cabinets as close to the fans as possible.

THE ROOF: Architects from the HOK Sports Facilities Group recommended early on that a retractable roof would be appropriate for the Texas climate. Since building the first retractable-roof ballpark – the Skydome in 1989 – designers have crafted several kinds of retractable roofs. Some, for instance, open only over a small central section. The roof at Minute Maid Park, however, retracts completely off the ballpark to reveal the largest open area of any retractable roofed baseball stadium in existence today. A total of 50,000 square feet of glass in the west wall of the retractable roof gives fans a view of the Houston skyline, even when the roof is in the closed position.

Uni-Systems provided the technical expertise to design the best roof structure for Minute Maid Park. Mechanized roof panels open and close in 14-20 minutes. The roof moves back and forth an estimated 160 times a year, a distance of 14.6 miles. To cover the ballpark, steel panels roll in sequence along tracks on the east and west sides of the stadium. When the roof is open, the southern and northern panels, each of which measures 537 by 120 feet and weighs 1,905 metric tons, rest at the north end below the large middle section with its dimension of 589 by 242 feet and a weight of 3,810 metric tons. Designers determined the roof's shape – lower side panels flanking the high center panel – by tracking a batted baseball's hyperbolic flight path. Forged steel wheels, 140 in total, measuring 35 inches in diameter transport the three roof panels.

CONCESSIONS: Prior to the 2014 season the Astros and their exclusive food and beverage partner, Aramark, unveiled a \$1.8 million renovation to Minute Maid Park's main concourse, featuring eight new food and beverage concepts. As part of the transformation to enhance the dining experience, the Astros and Aramark completely overhauled the look and feel of the stands by re-branding each concept with a new name and menu, adding more vibrant signage and lighting, and introducing contemporary color schemes and decor. With the 2014 extension of the Astros and Aramark partnership, future enhancements will continue to incorporate fan feedback and market research into the development and design of new menu concepts and dining options throughout Minute Maid Park. In addition, they will explore new and unique ways to showcase Houston's cuisine and culinary talent, such as local top chef Jimmy Coatsworth who has partnered with Aramark to bring his signature menu items to Minute Maid Park.

TECHNOLOGY: Following the 2010 season, the Houston Astros installed two new, high-definition video boards and a large ribbon board at Minute Maid Park in time for the start of the 2011 Major League Baseball season. The new primary video board is located in right field and measures 54 feet high and 124 feet wide (approximately 6,695 square feet), making it the third-largest board of its kind in the Major Leagues when installed. The Astros previous video board that had been in the ballpark since its inception in 2000 was 26 feet high and 45 feet wide. Additionally, the Astros have the largest video board in the Major Leagues featuring 1080i display format. A smaller video board, measuring 24 feet high by 40 feet wide, was installed in left field, and a ribbon board, stretching from foul pole to foul pole and more than 1,000 feet long, was also added. A speed pitch board and an old-fashioned, manually-operated scoreboard keep fans on top of the action in the ballpark and in every other big league venue. When it opened in 2000, Minute Maid Park was the first major sports facility to feature a closed-captioning board for the hearing impaired. Daktronics, one of the world's largest suppliers of electronic boards, is the company responsible for the Astros new boards. The new state-of-the-art HD video board high atop Minute Maid Park provides fans with award-winning special video features and effects created by Astros Productions.

RENOVATIONS: Prior to the 2017 season, the Astros made major renovations to the center field area. The center field area is now home to new concessions including fan-favorites Shake Shack, Torchy's Tacos and Pluckers, the Lexus Club, retail and more. Following the 2019 season, the Houston Astros renovated the suite level to create the Michelob Ultra Bar. In addition, a new club, The Texas and Crawford Club, was added down the left field line to hold up to 120 people.

TABLE OF CONTENTS

PLAYERS

PLAYER DEVELOPMENT

2020 REVIEW

OPPONENTS

HISTORY AND RECORDS

SPRING TRAINING

MEDIA INFORMATION

MINUTE MAID PARK

MINUTE MAID PARK BY THE NUMBERS

PLAYING FIELD DISTANCES

Left Field Line:	315 ft, 19-ft wall
Left Field Power Alley:	366 ft, 25-ft wall
Center Field:	409 ft, 10-ft wall
Right Field Power Alley:	370 ft, 10-ft wall
Right Field Line:	326 ft, 7-ft wall

BALLPARK TIMELINE

Sept. 1996	Design work begins
Oct. 11, 1996	Conceptual design unveiled
Oct. 30, 1997	Groundbreaking
Oct. 31, 1998	30 percent completed
May 1, 1999	60 percent completed
Jan. 2000	90 percent completed
Feb. 15, 2000	Playing field placed
March 30, 2000	First exhibition home game vs. the New York Yankees
April 7, 2000	First regular-season home game vs. the Philadelphia Phillies
Oct. 7, 2001	First playoff home game vs. the Atlanta Braves
Jan. 2, 2011	Finished installation of HD video board
April 2016	Finished center field renovation

MMP SEATING

Total Seating:	41,168
Diamond Club:	331
Inspiry Club:	178
Lexus Club:	103
Texas and Crawford Club:	120
Field Boxes:	9,548
Dugout:	6,325
Crawford Boxes:	572
Bullpen Boxes:	2,400
Center Field:	481
Club Level:	4,760
Mezzanine:	1,456
Suite Level:	3,681
Terrace Deck:	3,320
View Deck:	7,898
Outfield Deck:	3,071
Disabled Seating (all levels):	741 spaces
Home Plate to First Row Spectator:	49 feet
1st/3rd Baseline to Nearest Spectator:	43 feet
1st/3rd Base to First Row Spectator:	57 feet
Right/Left Field seats to Foul Line:	five feet

MINUTE MAID PARK CONSTRUCTION FACTS

Cost:	\$248.1 million
Design Architect:	HOK Sports Facilities Group
Construction Manager:	Brown & Root Services

BUILDING DIMENSIONS

Gross Square Footage:	28.97 acres (1,263,240 sq. feet)
Footprint:	12.25 acres (533,937 sq. feet)
Site:	38.51 acres (1,677,600 sq. feet)
Height (fixed):	93 feet to the last seating tread, equivalent to a nine-story building

FIELD

Playing Surface:	Platinum TE Paspalum
Size:	2.5 acres
Infield Foundation:	6 inches of clay top-dressed with a thin layer of calcined (fired to 1600 degrees) clay.
Drainage Pipe:	6,682 linear feet of perforated pipe (1.25 miles)
Irrigation Pipe:	4,406 linear feet PVC pipe (.83 miles)
Irrigation Heads:	51 sprinkler heads

MATERIALS

Concrete:	86,350 cubic yards
Rebar:	74,004 tons
Structural Steel:	10,060 tons
Brick:	80,500 cubic yards
Glass:	174,600 cubic yards of glass
Doors:	1,415
Railings:	42,250 feet or eight miles

MOVING ROOF FACTS

Horizontal Dimensions:	
Panels 1 and 3:	120 feet by 537 feet (64,430 square feet)
Panel 2:	242 feet by 589 feet (142,641 square feet)
Total Moving Roof Area:	271,500 square feet
Glass Area at West End:	
Panels 1 and 3:	120 feet by 92 feet high (11,040 square feet)
Panel 2:	242 feet wide by 115 feet high (27,830 square feet)
Total Moving Glass Area:	49,910 sq. feet (1.15 acres)
Height above Short Center Field:	204 feet
Height above Street Level:	242 feet
Truss Depth at Mid-Span:	40 feet
Approximate Weight of Steel:	10,000,000 pounds
Approximate Time to Close/Open:	12-20 minutes

FROM THE OUTSIDE

Enclosed on-site parking:	96 spaces
Reserved on-site parking:	2,040 spaces
Off-site parking:	25,179 within a half mile of the ballpark with street parking excluded
Entry Points:	10
Ticket Windows:	38

CONCOURSES

Miles around Main Concourse:	1/3 of a mile; you would have to circle the concourse 79 times to equal the length of the Houston Marathon.
Main Concourse Width:	45 feet
Upper Concourse Width:	34 feet
Honda Club Concourse Width:	22 feet

PUBLIC RESTROOMS

Total Men's:	29
Total Women's:	30
Total Family:	12
Men's Fixtures:	285
Women's Fixtures:	298
Fixture Ratios:	1 for every 70 women, 1 for every 74 men (assuming 50% male and 50% female spectators, and not including the family toilets.)

HONDA CLUB LEVEL LOUNGES

East Lounge:	22,250 square feet
South Lounge:	24,500 square feet
Total:	46,750 square feet

CONCESSIONS

Concession Stands:	41
Concession Stands (w/built-in stands and bars):	47
Team Retail Stores:	10
Retail Points of Sale:	34
Points of Sale:	311

VERTICAL TRANSPORTATION

Passenger Elevators:	11
Escalators:	13
Public Stairways:	10
Pedestrian Ramps:	1

BEHIND THE SCENES

Press Area:	7,500 square feet
Astros Clubhouse:	2,975 square feet
Visitors Clubhouse:	2,109 square feet
Truck Docks:	8



BOB FORD

ASTROS PA ANNOUNCER



- The 2021 season marks Bob's 28th as the Astros Public Address Announcer.
- Bob first joined the Astros in 1994 and has been with the organization ever since, announcing the final six seasons in the Astrodome as well as the MLB All-Star Game in 2004, the Astros World Series run in 2005 and the Astros World Series Championship in 2017.
- He began his career as a PA announcer at Galveston's Pony-Colt Stadium at the age of 13 where he played shortstop and first base two nights a week and served as PA the other three nights.
- Bob started in radio at the age of 15 at Galveston's KGBC and KILE stations. He spent more than 20 years on the radio in the Houston market on KXYZ, KAUM, KSRR 97 Rock, KLOL Rock 101 and KZFX Z107 where he worked with longtime Houston DJ Crash Collins on the "Bob & Crash" morning show.
- He also served as the backup PA announcer for the Dallas Cowboys at Texas Stadium, and was the image voice for the Cowboy's Silverstar Network.
- Bob currently owns and operates Bob Ford Productions, Inc. and has been doing voice-overs for radio and TV since 1986. He voiced award-winning projects for PBS, Showtime, Encore and Cartoon Network as well as TV and radio stations coast to coast.
- He has been the signature voice for five college conference channels on SiriusXM for the past three years: Big-10, Big 12, PAC-12, SEC, ACC.
- Bob has spent the last 35 years as an image voice for Fox Sports Net.
- The 2021 season also marks Bob's eighth as the PA Voice of TDECU Stadium for University of Houston football.
- Bob is married to the former Pamela Terry from Humble, Texas. He has three sons: Chris (30), Charlie (28) and Colton (26).
- He is a fifth-generation Galvestonian, and still lives on the island.

MLB GUIDELINES FOR THE MOVEMENT OF RETRACTABLE ROOFS

The decision as to whether a game begins with the roof open or closed rests solely with the home club.

If the game begins with the roof open: it shall be closed only in the event of impending rain or other adverse weather conditions. The decision to close the roof shall be made by the home club, after consultation with the Umpire Crew Chief.

The Umpire Crew Chief shall notify the visiting club, which may challenge the opening of the roof if it feels that a competitive imbalance will arise. In such an event, the Umpire Crew Chief shall make a final decision based on the merits of the challenge.

Once the roof is closed during a game, it shall not be re-opened.

If the game begins with the roof closed: it may be opened when, in the opinion of the home club, the climatic environment has reached a level where fan comfort and enjoyment will be best served by opening the roof to the natural atmospheric conditions. Notwithstanding the foregoing, the following guidelines should be applied to opening the roof during a game.

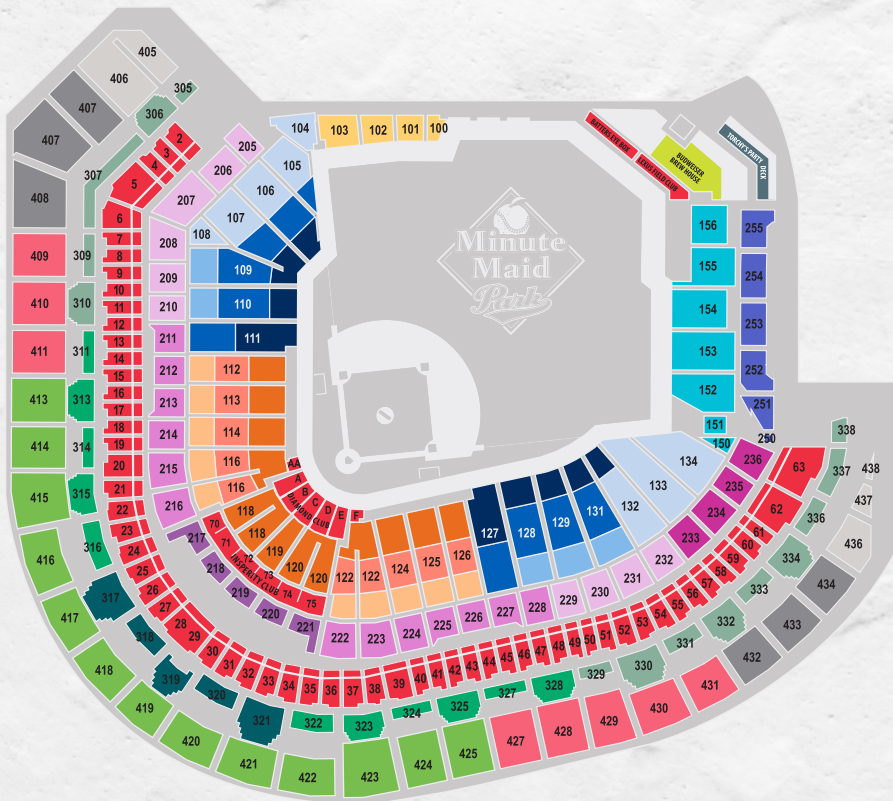
- > The roof may only open once during a game.
- > The Umpire Crew Chief will be notified at the commencement of the inning that the roof will be opened at the inning's conclusion.
- > The Umpire Crew Chief shall notify the visiting club, which may challenge the opening of the roof if it feels that a competitive imbalance will arise. In such an event, the Umpire Crew Chief shall make a final decision based on the merits of the challenge.
- > The opening of the roof shall only commence between innings.

Minute Maid Parks

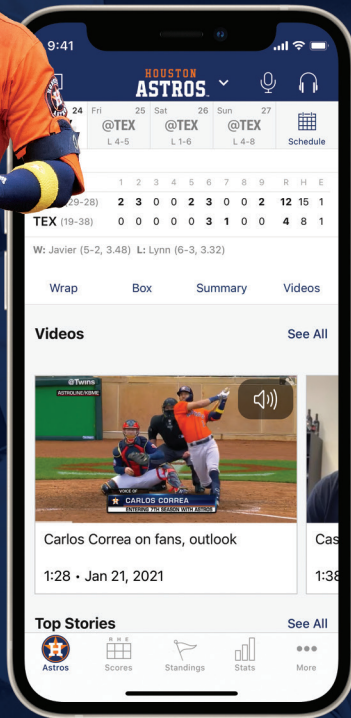
Architect:HOK Sports Facilities Group
Contractors:Brown & Root Construction
 Barton Marlow
 Empire Construction
Interior Design:JKL International
Roof transport system:Uni-Systems
Structural Steel:Hirschfeld Steel Company
Scoreboard/Video Board:Daktronics
Electrical:Fisk Electric Company
Concrete:Hensel Phelps Construction
Grass:Milberger Turf Sales
Exterior glass:Standard Glass & Mirror
Union Station:The Trevino Group
Mechanical:Way Engineering Company

A VENUE FOR ANY EVENT

- 2000 George Strait Music Festival
- Annual Houston College Classic
- One Houston United Fundraiser for Hurricane Allison
- 2003 American Idol Auditions
- 2004 Bud Bowl Concerts, Staind & Tim McGraw
- Coca-Cola Super Bowl Batting Practice
- 41st President George Bush's 80th Birthday Party
- Lakewood Church Easter Service
- 2004 Futures Game
- 2004 Home Run Derby
- 2004 All-Star Game
- Walter P. Moore Diamond Anniversary Gala
- 2006 CONCACAF Champions Cup
- University of Houston Downtown Commencements (Fall and Spring)
- Redstone Golf Event celebrating the life of Butch Harmon (with Fred Couples and other professional golfers)
- Madonna's 'Sticky & Sweet' tour, 2008
- The Rachael Ray Show: Brides of Harris County wedding special, 2008
- The Boy Scouts 100th Anniversary Celebration, 2010
- Microsoft WPC Conference Reception
- Taylor Swift's 'Speak Now' tour, 2011
- MD Anderson's 75th Anniversary Celebration
- Starbucks Vice President's Reception
- President Obama Fundraiser
- Paul McCartney 2012 "On the Run Tour", 2014
- Beyonce and Jay-Z "On the Run Tour", 2014
- Taylor Swift "1989 World Tour", 2015
- Cricket All-Stars, 2015
- Super Bowl LI Opening Night, 2017
- 2017 Geico Bassmaster Classic
- Ed Sheeran 2018 North American Tour
- The Eagle Tour with Chris Stapleton "An Evening with the Eagle" tour
- COVID-19 Vaccine Drives



FIRST LEVEL		SECOND LEVEL		THIRD LEVEL	
■ DIAMOND CLUB	■ FIELD BOX II	■ CLUB BOX I	■ TERRACE HOME PLATE	■ TERRACE INFIELD	■ TERRACE OUTFIELD
■ INSPIRITY CLUB	■ FIELD BOX III	■ CLUB BOX II	■ POWER CLUB	■ VIEW DECK I	■ VIEW DECK II
■ DUGOUT BOX I	■ CRAWFORD BOXES	■ MEZZANINE	■ TORCHY'S MEZZANINE DECK		
■ DUGOUT BOX II	■ BULLPEN BOXES				
■ DUGOUT BOX III	■ FIELD LEVEL SUITE				
■ FIELD BOX I	■ BUDWEISER BOX TIERS				



OFFICIAL APP OF THE HOUSTON ASTROS

Get access to everything Astros everywhere you go. MLB is the #1 app for live Astros baseball. Delivering live audio broadcasts with your favorite announcers, customizable favorite team features, breaking news, video highlights and much more.



© 2021 MLB Advanced Media L.P. Major League Baseball trademarks and copyrights are used with permission of Major League Baseball. Visit MLB.com. Any other marks used herein are trademarks of their respective owners.

Photos: Getty Images.

40-MAN ROSTER

40-MAN ROSTER

Manager: Dusty Baker (12); **Coaches:** Joe Espada (19), Brent Strom (56), Josh Miller (36), Bill Murphy (41), Alex Cintrón (37), Troy Snitker (46), Omar López (22), Gary Pettis (8), Dan Firova (54), Michael Collins (29)

Head Athletic Trainer: Jeremiah Randall; **Assistant Athletic Trainer:** Lee Meyer; **Senior Manager, Team Operations:** Derek Vigeo; **Vice President, Communications:** Gene Dias

No.	Pitchers (23+2+2)	B/T	HT/WT	Born	Birthplace	Residence	'20 Club(s)	W-L	ERA	G	GS	CG	SHO	SV	IP	H	R	ER	BB	SO	ML-Serv.
66	Abreu, Bryan	R/R	6-1/237	4/22/97	Santo Domingo Centro, DR	Bronx, NY	HOUSTON	0-0	2.70	4	0	0	0	0	3.1	1	2	1	7	3	0.064
52	Baez, Pedro*	R/R	6-0/232	3/11/88	Bani, DR	Bani, DR	LOS ANGELES (NL)	0-0	3.18	18	0	0	0	2	17.0	10	8	6	7	13	6.056
64	Bielak, Brandon	L/R	6-2/212	4/2/96	Edison, NJ	Sayreville, NJ	HOUSTON	3-3	6.75	12	6	0	0	0	32.0	39	26	24	17	26	1.000
72	Emanuel, Kent^	L/L	6-4/221	6/4/92	Woodstock, GA	Atlanta, GA	---	---	---	---	---	---	---	---	---	---	---	---	---	---	0.000
77	Garcia, Luis	R/R	6-1/244	12/13/96	Bolivar, VZ	Bolivar, DR	HOUSTON	0-1	2.92	5	1	0	0	0	12.1	7	4	4	5	9	0.083
21	Greinke, Zack	R/R	6-2/200	10/21/83	Orlando, FL	Orlando, FL	HOUSTON	3-3	4.03	12	12	0	0	0	67.0	67	30	30	9	67	16.057
63	Ivey, Tyler	R/R	6-4/195	3/12/96	Rowlett, TX	Rowlett, TX	---	---	---	---	---	---	---	---	---	---	---	---	---	---	0.000
39	James, Josh	R/R	6-3/246	3/8/93	Hollywood, FL	Hollywood, FL	HOUSTON	1-0	7.27	13	2	0	0	0	17.1	15	14	14	17	21	2.030
53	Javier, Cristian	R/R	6-1/219	3/26/97	Santo Domingo, DR	Santo Domingo, DR	HOUSTON	5-2	3.48	12	10	0	0	0	54.1	36	21	21	18	54	1.000
50	Martes, Francis^	R/R	6-0/256	11/24/95	Cotui, DR	Santo Domingo, DR	---	---	---	---	---	---	---	---	---	---	---	---	---	---	0.116
43	McCullers Jr., Lance	L/R	6-1/196	10/2/93	Tampa, FL	Houston, TX	HOUSTON	3-3	3.93	11	11	0	0	0	55.0	44	29	24	20	56	5.140
17	Odorizzi, Jake	R/R	6-2/190	3/27/90	Highland, IL	Tampa, FL	MINNESOTA	0-1	6.59	4	4	0	0	0	13.2	16	10	10	3	12	7.042
48	Paredes, Enoli	R/R	5-11/185	9/28/95	El Limon, DR	El Limon, DR	HOUSTON	3-3	3.05	22	0	0	0	0	20.2	18	9	7	11	20	1.000
55	Pressly, Ryan	R/R	6-2/206	12/15/88	Dallas, TX	Argyle, TX	HOUSTON	1-3	3.42	23	0	0	0	12	21.0	21	10	8	7	29	7.039
51	Pruitt, Austin	R/R	5-10/179	8/31/89	The Woodlands, TX	The Woodlands, TX	---	---	---	---	---	---	---	---	---	---	---	---	---	---	2.125
58	Raley, Brooks	L/L	6-3/200	6/29/88	San Antonio, TX	College Station, TX	HOUSTON	0-1	3.94	17	0	0	0	1	16.0	8	8	7	4	21	1.045
68	Rodriguez, Nivaldo	R/R	6-1/223	4/16/97	Carabobo, VZ	Lara, VZ	HOUSTON	0-0	9.00	4	0	0	0	0	4.0	5	4	4	2	6	0.056
70	Scrubb, Andre	R/R	6-4/280	1/13/95	Fort Bragg, NC	Woodbridge, VA	HOUSTON	0-1	6.23	5	0	0	0	0	8.2	15	7	6	6	8	0.056
38	Smith, Joe	R/R	6-2/215	3/22/84	Cincinnati, OH	Newport Beach, CA	---	1-0	1.90	20	0	0	0	1	23.2	15	5	5	20	24	1.000
67	Solis, Jairo	R/R	6-2/205	12/22/99	Carabobo, VZ	Carabobo, VZ	---	---	---	---	---	---	---	---	---	---	---	---	---	---	12.091
71	Solomon, Peter	R/R	6-4/211	8/16/96	Washington, D.C.	Ellicott City, MD	---	---	---	---	---	---	---	---	---	---	---	---	---	---	0.000
45	Stanek, Ryne	R/R	6-4/226	7/26/91	St. Louis, MO	Tampa, FL	MIAMI	0-0	7.20	9	0	0	0	0	10.0	11	8	8	8	11	3.038
62	Taylor, Blake	L/L	6-2/242	8/17/95	Orange, CA	Mission Viejo, CA	HOUSTON	2-1	2.18	22	0	0	0	1	20.2	13	7	5	12	17	1.000
65	Urquidy, Jose	R/R	6-0/219	5/1/95	Mazatlan, MEX	Mazatlan, MEX	HOUSTON	1-1	2.73	5	5	0	0	0	29.2	22	9	9	8	17	1.049
59	Valdez, Framber	L/L	5-11/230	11/19/93	Palenque, DR	San Cristobal, DR	HOUSTON	5-3	3.57	11	10	0	0	0	70.2	63	32	28	16	76	1.163
35	Verlander, Justin*	R/R	6-5/235	2/20/83	Manakin Sabot, VA	Beverly Hills, CA	HOUSTON	1-0	3.00	1	1	0	0	0	6.0	3	2	2	1	7	15.002
61	Whitley, Forrest	R/R	6-7/202	9/15/97	San Antonio, TX	Houston, TX	---	---	---	---	---	---	---	---	---	---	---	---	---	---	0.000

No.	Catchers (3)	B/T	HT/WT	Born	Birthplace	Residence	'20 Club(s)	Avg.	G	AB	R	H	2B	3B	HR	RBI	BB	SO	SB	ML-Serv.
18	Castro, Jason	L/R	6-3/215	9/18/87	Castro Valley, CA	Houston, TX	LOS ANGELES (AL)	.192	18	52	5	10	4	0	2	6	10	23	0	10.104
15	Maldonado, Martín	R/R	6-0/238	8/16/86	Naguabo, PR	Toa Alta, PR	SAN DIEGO	.179	9	28	3	5	5	0	0	3	2	10	0	0
11	Stubbs, Garrett	L/R	5-10/173	5/26/93	San Diego, CA	Del Mar, CA	HOUSTON	.215	47	135	19	29	4	0	6	24	27	51	1	8.156
11	Stubbs, Garrett	L/R	5-10/173	5/26/93	San Diego, CA	Del Mar, CA	HOUSTON	.125	14	8	1	1	0	0	0	1	0	0	0	1.024

No.	Infielders (9)	B/T	HT/WT	Born	Birthplace	Residence	'20 Club(s)	Avg.	G	AB	R	H	2B	3B	HR	RBI	BB	SO	SB	ML-Serv.
27	Altuve, Jose	R/R	5-6/165	5/6/90	Maracay, VZ	Pearland, TX	HOUSTON	.219	48	192	32	42	9	0	5	18	17	39	2	9.072
2	Bregman, Alex	R/R	6-0/190	3/30/94	Albuquerque, NM	Houston, TX	HOUSTON	.242	42	153	19	37	12	1	6	22	24	26	0	4.070
1	Correa, Carlos	R/R	6-4/220	9/22/94	Ponce, PR	Santa Isabel, PR	HOUSTON	.264	58	201	22	53	9	0	5	25	16	49	0	5.119
16	Diaz, Aledmys	R/R	6-1/202	8/1/90	Santa Clara, Cuba	West Palm Beach, FL	HOUSTON	.241	17	58	8	14	5	0	3	6	1	12	0	4.100
9	Garcia, Robel	R/R	6-0/195	3/28/93	Las Matas de Farfan, DR	Las Matas de Farfan, DR	---	---	---	---	---	---	---	---	---	---	---	---	---	0.061
10	Gurriel, Yuli	R/R	6-0/215	6/9/84	Sancti Spiritus, Cuba	Miami, FL	HOUSTON	.232	57	211	27	49	12	1	6	22	12	27	0	4.043
28	Jones, Taylor	R/R	6-7/233	12/6/93	Kent, WA	Kent, WA	HOUSTON	.190	7	21	3	4	1	0	1	3	1	7	0	0.042
84	Nova, Freudis	R/R	6-1/205	1/12/00	Azua, DR	Azua, DR	---	---	---	---	---	---	---	---	---	---	---	---	---	0.000
13	Toro, Abraham	S/R	6-0/224	12/20/96	Longueuil, CAN	Greenfield Park, CAN	HOUSTON	.149	33	87	13	13	2	0	3	9	3	23	1	1.039

No.	Outfielders (5)	B/T	HT/WT	Born	Birthplace	Residence	'20 Club(s)	Avg.	G	AB	R	H	2B	3B	HR	RBI	BB	SO	SB	ML-Serv.
44	Alvarez, Yordan	L/L	6-5/227	6/27/97	Las Tunas, Cuba	Tampa, FL	HOUSTON	.250	2	8	2	2	0	0	1	4	0	1	0	1.113
23	Brantley, Michael	L/L	6-2/209	5/15/87	Bellevue, WA	Port St. Lucie, FL	HOUSTON	.300	46	170	24	51	15	0	5	22	17	28	2	10.131
6	McCormick, Chas	R/L	6-0/202	4/19/95	West Chester, PA	West Chester, PA	---	---	---	---	---	---	---	---	---	---	---	---	---	0.000
3	Straw, Myles	R/R	5-10/181	10/17/94	Garden Grove, CA	Bradenton, FL	HOUSTON	.207	33	82	8	17	4	0	0	8	4	22	6	1.112
30	Tucker, Kyle	L/R	6-4/214	1/17/97	Tampa, FL	Tampa, FL	HOUSTON	.268	58	209	33	56	12	6	9	42	18	46	8	1.079

As of 3/26/21 • 40 under control / * - Injured List / ^ - Restricted List

NON-ROSTER INVITES

NON-ROSTER INVITES

No.	Pitchers (15)	B/T	HT/WT	Born	Birthplace	Residence	'20 Club(s)	W-L	ERA	G	GS	CG	SHO	SV	IP	H	R	ER	BB	SO	ML-Serv.
96	Blanco, Ronel	R/R	6-4/243	8/31/93	Santiago, DR	Santiago, DR	---														0.000
94	Brown, Hunter	R/R	6-2/212	8/29/98	Detroit, MI	Detroit, MI	---														0.000
73	Conine, Brett	R/R	6-3/227	10/16/96	Orange, CA	Orange, CA	---														0.000
75	Dubin, Shawn	R/R	6-1/171	9/6/95	Allegany, NY	Allegany, NY	---														0.000
79	Ferrell, Riley	R/R	6-2/236	10/18/93	College Station, TX	College Station, TX	---														0.088
80	Garza Jr., Ralph	R/R	6-2/220	4/6/94	Edinburg, TX	New Braunfels, TX	---														0.000
84	Hansen, Austin	R/R	6-0/200	8/25/96	Lenexa, KS	Olathe, KS	---														0.000
69	Hartman, Ryan	L/L	6-3/234	4/21/94	Anaheim, CA	Anaheim, CA	---														0.000
93	Henley, Blair	R/R	6-3/200	5/14/97	Fort Worth, TX	Fort Worth, TX	---														0.000
82	LaRue, Carson	R/R	6-1/171	3/6/96	Dewey, OK	Dewey, OK	---														0.000
83	Martinez, Seth	R/R	6-2/200	8/29/94	Peoria, AZ	Peoria, AZ	---														0.000
90	Santos, Alex	R/R	6-3/185	2/10/02	New York, NY	New York, NY	---														0.000
92	Scheetz, Kit	L/L	5-10/180	5/18/94	Midlotian, VA	Midlotian, VA	---														0.000
78	Torres, Jojanse	R/R	6-2/188	8/4/95	San Pedro de Macoris, DR	San Pedro de Macoris, DR	---														0.000
76	Velázquez, Hector	R/R	6-0/218	11/26/88	Ciudad Obregon, Sonora, MX	Ciudad Obregon, Sonora, MX	---														2.017

No.	Catchers (5)	B/T	HT/WT	Born	Birthplace	Residence	'20 Club(s)	Avg.	G	AB	R	H	2B	3B	HR	RBI	BB	SO	SB	ML-Serv.	
87	Lee, Korey	R/R	6-2/204	7/25/98	Escondido, CA	Escondido, CA	---														0.000
88	Manea, Scott	R/R	5-11/230	12/21/95	Shrewsbury, MA	Shrewsbury, MA	---														0.000
74	Papierski, Michael	S/R	6-3/224	2/26/96	Palos Heights, IL	Houston, TX	---														0.000
81	Quintana, Lorenzo	R/R	5-10/205	3/1/89	Pinar Del Rio, Cuba	Santo Domingo, DR	---														0.000
91	Shaver, Colton	R/R	6-1/249	9/18/95	Riverton, UT	Riverton, UT	---														0.000

No.	Infielders (4)	B/T	HT/WT	Born	Birthplace	Residence	'20 Club(s)	Avg.	G	AB	R	H	2B	3B	HR	RBI	BB	SO	SB	ML-Serv.	
86	De Goti, Alex	R/R	6-0/193	8/19/94	Miami, FL	Miami, FL	---														0.000
60	Hinojosa, CJ	R/R	5-10/185	7/15/94	Houston, TX	Spring, TX	---														0.000
93	Kessinger, Grae	R/R	6-2/199	8/25/97	Oxford, MS	Oxford, MS	---														0.000
89	Peña, Jeremy	R/R	6-0/202	9/22/97	Santo Domingo, DR	Providence, RI	---														0.000

No.	Outfielders (7)	B/T	HT/WT	Born	Birthplace	Residence	'20 Club(s)	Avg.	G	AB	R	H	2B	3B	HR	RBI	BB	SO	SB	ML-Serv.	
90	Barber, Colin	L/L	6-0/189	12/4/00	Paradise, CA	Chico, CA	---														0.000
94	Daniels, Zach	R/R	6-1/210	1/23/99	Stockbridge, GA	Stockbridge, GA	---														0.000
95	Dawson, Ronnie	L/R	6-2/227	5/19/95	Grove City, OH	Pembroke Pines, FL	---														0.000
96	De La Cruz, Bryan	R/R	6-2/212	12/16/96	Santo Domingo, DR	Santo Domingo, DR	---														0.000
98	Leon, Pedro	R/R	5-10/170	5/28/98	La Habana, Cuba	Santo Domingo, DR	---														0.000
97	Meyers, Jake	R/L	6-0/195	6/18/96	Omaha, NE	Omaha, NE	---														0.000
99	Sirí, José	R/R	6-2/175	7/22/95	Sabana Grande de Boya, DR	Sabana Grande de Boya, DR	---														0.000

NUMERICAL ROSTER

ALPHABETICAL ROSTER

1.....Correa, Carlos.....IF	52.....Baez, Pedro**.....RHP	80.....Garza Jr., Ralph*.....RHP	66.....Abreu, Bryan.....RHP	84.....Hansen, Austin*.....RHP	81.....Quintana, Lorenzo*.....C
2.....Bregman, Alex.....IF	53.....Javier, Cristian.....RHP	81.....Quintana, Lorenzo*.....C	27.....Altuve, Jose.....IF	69.....Hartman, Ryan*.....LHP	58.....Raley, Brooks.....LHP
3.....Straw, Myles.....OF	55.....Pressly, Ryan.....RHP	82.....LaRue, Carson*.....RHP	44.....Alvarez, Yordan.....OF	93.....Henley, Blair*.....RHP	68.....Rodriguez, Nivaldo.....RHP
6.....McCormick, Chas.....OF	58.....Raley, Brooks.....LHP	83.....Martinez, Seth*.....RHP	52.....Baez, Pedro**.....RHP	60.....Hinojosa, CJ*.....IF	90.....Santos, Alex*.....RHP
9.....García, Robel.....IF	59.....Valdez, Framber.....LHP	84.....Hansen, Austin*.....RHP	90.....Barber, Colin*.....OF	63.....Ivey, Tyler.....RHP	72.....Scheetz, Kit*.....LHP
10.....Gurriel, Yuli.....IF	60.....Hinojosa, CJ*.....IF	84.....Nova, Freudis.....IF	64.....Bielak, Brandon.....RHP	39.....James, Josh.....RHP	70.....Scrubbs, Andre.....RHP
11.....Stubbs, Garrett.....C	61.....Whitley, Forrest.....RHP	86.....De Goti, Alex*.....IF	96.....Blanco, Ronel*.....RHP	53.....Javier, Cristian.....RHP	91.....Shaver, Colton*.....C
13.....Toro, Abraham.....IF	62.....Taylor, Blake.....LHP	87.....Lee, Korey*.....C	23.....Brantley, Michael.....OF	28.....Jones, Taylor.....IF	99.....Sirí, Jose*.....OF
15.....Maldonado, Martín.....C	63.....Ivey, Tyler.....RHP	88.....Manea, Scott*.....C	2.....Bregman, Alex.....IF	93.....Kessinger, Grae*.....IF	38.....Smith, Joe.....RHP
16.....Díaz, Aledmys.....IF	64.....Bielak, Brandon.....RHP	89.....Peña, Jeremy*.....IF	94.....Brown, Hunter*.....RHP	82.....LaRue, Carson*.....RHP	67.....Solis, Jairo.....RHP
17.....Odorizzi, Jake.....RHP	65.....Urquidy, Jose.....RHP	90.....Barber, Colin*.....OF	18.....Castro, Jason.....C	98.....Lee, Korey*.....C	71.....Solomon, Peter.....RHP
18.....Castro, Jason.....C	66.....Abreu, Bryan.....RHP	90.....Santos, Alex*.....RHP	73.....Conine, Brett*.....RHP	98.....Leon, Pedro*.....OF	45.....Staneck, Ryne.....RHP
21.....Greinke, Zack.....RHP	67.....Solis, Jairo.....RHP	91.....Shaver, Colton*.....C	1.....Correa, Carlos.....IF	15.....Maldonado, Martín.....C	3.....Straw, Myles.....OF
23.....Brantley, Michael.....OF	68.....Rodriguez, Nivaldo.....RHP	93.....Henley, Blair*.....RHP	94.....Daniels, Zach*.....OF	88.....Manea, Scott*.....C	11.....Stubbs, Garrett.....C
27.....Altuve, Jose.....IF	69.....Hartman, Ryan*.....LHP	93.....Kessinger, Grae*.....IF	95.....Dawson, Ronnie*.....OF	50.....Martes, Francis^.....RHP	62.....Taylor, Blake.....LHP
28.....Jones, Taylor.....IF	70.....Scrubbs, Andre.....RHP	94.....Brown, Hunter*.....RHP	86.....De Goti, Alex*.....IF	83.....Martinez, Seth*.....RHP	13.....Toro, Abraham.....IF
30.....Tucker, Kyle.....OF	71.....Solomon, Peter.....RHP	94.....Daniels, Zach*.....OF	96.....De La Cruz, Bryan*.....OF	6.....McCormick, Chas.....OF	78.....Torres, Jojanse*.....RHP
35.....Verlander, Justin**.....RHP	72.....Emanuel, Kent^.....LHP	95.....Dawson, Ronnie*.....OF	16.....Díaz, Aledmys.....IF	43.....McCullers Jr., Lance.....RHP	30.....Tucker, Kyle.....OF
38.....Smith, Joe.....RHP	72.....Scheetz, Kit*.....LHP	96.....Blanco, Ronel*.....RHP	75.....Dubin, Shawn*.....RHP	97.....Meyers, Jake*.....OF	65.....Urquidy, Jose.....RHP
39.....James, Josh.....RHP	73.....Conine, Brett*.....RHP	96.....De La Cruz, Bryan*.....OF	72.....Emanuel, Kent^.....LHP	84.....Nova, Freudis.....IF	59.....Valdez, Framber.....LHP
43.....McCullers Jr., Lance.....RHP	74.....Papierski, Michael*.....C	97.....Meyers, Jake*.....OF	79.....Ferrell, Riley*.....RHP	17.....Odorizzi, Jake.....RHP	76.....Velázquez, Hector*.....RHP
44.....Alvarez, Yordan.....OF	75.....Dubin, Shawn*.....RHP	98.....Leon, Pedro*.....OF	77.....García, Luis.....RHP	74.....Papierski, Michael*.....C	35.....Verlander, Justin**.....RHP
45.....Staneck, Ryne.....RHP	76.....Velázquez, Hector*.....RHP	99.....Sirí, Jose*.....OF	78.....Torres, Jojanse*.....RHP	48.....Paredes, Enoli.....RHP	61.....Whitley, Forrest.....RHP
48.....Paredes, Enoli.....RHP	77.....García, Luis.....RHP	* - non-roster invite	** - Injured List	89.....Peña, Jeremy*.....IF	* - non-roster invite
50.....Martes, Francis^.....RHP	78.....Torres, Jojanse*.....RHP	** - Injured List	^ - restricted	55.....Pressly, Ryan.....RHP	** - Injured List
51.....Pruitt, Austin.....RHP	79.....Ferrell, Riley*.....RHP			51.....Pruitt, Austin.....RHP	^ - restricted

ZERO SUGAR.
100% GREAT TASTE.



"Minute Maid" is a registered trademark of The Coca-Cola Company. © 2021 The Coca-Cola Company.